FINAL ENGINEERING REPORT

FORMER HAIGHT /AMERICAN HIDE
125 Bath Street
Ballston Spa, New York
BCP Site # C546055-10-12

PREPARED FOR:

NYS DEPARTMENT OF ENVIRONMENTAL CONSERVATION
Office of Environmental Quality Region 5
1115 Route 86 - PO Box 296
Ray Brook, New York 12977
AND
JJB 125 Bath LLC
17 Sonja Lane
Ballston Spa, NY 12020

PREPARED BY:

NORTHEASTERN ENGINEERING TECHNOLOGIES PLLC
P.O. Box 2167
Ballston Spa, New York 12020

DATED:

December 12, 2019

"….. providing integrated geo-environmental, engineering and geotechnical services ….."

TABLE OF CONTENTS

1.0 INTRODUCTION 2

1.1 Site Description 2

1.2 Site History 2

2.0 SUMMARY OF SITE REMEDY 4

2.1 Remedial Action Objectives 4

2.1.1 Groundwater ROA's 4

2.1.2 Soil ROA's 4

2.2 Description of Selected Remedy 4

2.2.1 Remedial Design 4

2.2.2 Engineered Cover System 5

2.2.3 Institutional Control 5

2.2.4 Site Management Plan 5

3.0 INTERIM REMEDIAL MEASURES AND OPERABLE UNITS 6

3.1 Interim Remedial Measures 6

3.2 Operable Units 6

4.0 REMEDIAL PROGRAM ELEMENTS 7

4.1 Governing Documents 7

4.1.1 Health and Safety Plan 7

4.1.2 Community Air Monitoring Plan 7

4.1.3 Citizen Participation Plan 7

4.2 Remedial Program Elements 8

4.2.1 Contractors, Consultants and Oversight 8

4.2.2 Site Preparation 8

4.2.3 General Site Controls 8

4.2.4 Nuisance Controls 8

4.2.5 CAMP Results 8

4.2.6 Reporting 8

4.3 Contaminated Materials Removal 8

4.4 Imported Fill and Soil Cover System 9

4.5 Remaining Contamination 9

4.6 Engineering Controls 10

4.7 Institutional Controls 10

4.8 Deviations From AAR / RAWP 10

5.0 REFERENCES 11

APPENDICIES

Appendix A Figures

Appendix B Survey Map, Meets and Bounds

Appendix C Electronic Copy of FER

Appendix D Community Air Monitoring Data

Appendix E Photographic Log

Appendix F Imported Materials Records

Appendix G Analytical Data

Appendix H Environmental Easment

LIST OF ACRONYMS

AAR / RAWP	Alternative Analysis Report / Remedial Action Work Plan
BCA	Brownfield Cleanup Agreement
BCP	Brownfield Cleanup Program
CAMP	Community Air Monitoring Plan
CBD	Commercial Business District
HASP	Health and Safety Plan
IC	Institutional Control
IRM	Interim Remedial Measure
NYSDEC	New York State Department of Environmental Conservation
NYSDOH	New York State Department of Health
PCS	Petroleum Contaminated Soil
ROA	Remedial Action Objective
SCG	Standards, Criteria, and Guidance
SCO	Soil Cleanup Objective
VOC	Volatile Organic Compound

ENGINEERING CERTIFICATION

I, Keith Rupert, am currently a registered professional engineer licensed by the State of New York, I had primary direct responsibility for implementation of the remedial program activities, and I certify that Northeastern Engineering Technologies PLLC's Department-approved Alternative Analysis Report & Remedial Action Work Plan dated August 12, 2019 was implemented and that all construction activities were completed in substantial conformance with the Alternative Analysis Report & Remedial Action Work Plan.

I certify that the data submitted to the Department with this Final Engineering Report demonstrates that the remediation requirements set forth in the Alternative Analysis Report & Remedial Action Work Plan and in all applicable statutes and regulations have been achieved in accordance with the remedy.

I certify that all use restrictions, Institutional Controls, Engineering Controls, and/or any operation and maintenance requirements applicable to the Site are contained in an environmental easement created and recorded pursuant ECL 71-3605 and that all affected local governments, as defined in ECL 71-3603, have been notified that such easement has been recorded.

I certify that a Site Management Plan has been submitted for the continual and proper operation, maintenance, and monitoring of all Engineering Controls employed at the Site and that such plan has been approved by the Department.

I certify that all documents generated in support of this report have been or will be submitted in accordance with the DER's electronic submission protocols and have been accepted by the Department.

I certify that all data generated in support of this report have been submitted in accordance with the Department's electronic data deliverable and have been accepted by the Department.

I certify that all information and statements in this certification form are true. I understand that a false statement made herein is punishable as a Class "A" misdemeanor, pursuant to Section 210.45 of the Penal Law. I, Keith Rupert, of Northeastern Engineering Technologies PLLC, am certifying as Owner's Designated Site Representative for the site.

STATE OF NEW YORK
KEITH D RUPERT
066843
LICENSED PROFESSIONAL ENGINEER

Keith D. Rupert, P.E.

DEC 13, 2019

License No. 066843-1

1.0 INTRODUCTION

JJB 125 Bath, LLC entered into a Brownfield Cleanup Agreement (BCA) (BCA Site No. C546055, BCA Index No. C546055-10-12) with the New York State Department of Environmental Conservation (NYSDEC) in October, 2018, to investigate and remediate a 6.35-acre property located at 125 Bath Street Ballston Spa, Saratoga County, New York. The property was remediated to NYSDEC Part 375 Restricted Residential Use Soil Cleanup Objectives (SCOs).

1.1 Site Description

The Site constitutes one commercial business district (CBD) zoned parcel of land totaling approximately 6.052 ± acres in the Town of Milton, Village of Ballston Spa, Saratoga County, New York. The site is located at 125 Bath Street, immediately north of Gordon Creek, and northwest of the intersection of Bath Street and Hamilton Avenue. The site is identified by the Village of Ballston Spa as Tax Map No. 216.32-1-96.2 A mixture of single family and multi-family residential properties exist north, south, and east of the Site. Unimproved wooded land, a bike path of the Village of Ballston Spa and the Saratoga County Fairgrounds exist west of the Site. A tributary of the Kayaderosseras Creek (i.e., Gordon Creek) boarders the southern property line of the Site. The Porter's Auto Body Shop is located south of Gordon Creek. (see **Appendix A**, **Figure 1**). The boundaries of the Site are fully described in **Appendix B**: Survey Map, Metes and Bounds. An electronic copy of this FER with all supporting documentation is included as **Appendix C**.

Improvements at the Site include a ± 80,000 square foot commercial manufacturing structure most recently operated by Angelica which is located along the Bath Street road frontage of the property; as well as a series of foundation ruins historically used by the Former Haight/American Hide Tannery manufacturing facility that are located along the southern and western portions of the Site. All of the buildings are currently unoccupied. With the exception of the northwest portions of the Site, areas not occupied by the above noted structures are improved by asphalt, concrete and gravel surfaces or exist as landscaped green space.

1.2 Site History

Historic records document industrial development of the site beginning around 1881. Tannery operations of the Haight and Company, American Hide & Leather, and Howes Leather (Former Haight/American Hide Tannery) reportedly occurred during the period from 1887 to 1960. The most recent operator of the site was Angelica, which acquired the site and the business entity, Linen Systems for Hospitals, Inc. in 1977 and officially changed Linen Systems name to Angelica on or about 1984. Linen Systems acquired title to the site in 1977. Linen Systems and later Angelica performed laundering of garments with detergents on the site and warehoused linens from approximately 1977 through 2011 without the use of dry-cleaning chemicals. Angelica has ceased operations on site.

Environmental contamination associated with the Angelica site was first discovered in July 2010 following an extended rain fall event, in the vicinity of a former 100,000-gallon No. 6 fuel oil above ground storage tank. Upon discovery, the NYSDEC assigned Spill No. 1004405 to the release. In response to the discovery of a petroleum spill, significant petroleum contaminated soil (PCS) removal occurred at the facility from 2010 to 2013. Approximately 3390 tons of PCS was excavated and properly disposed of in four separate events, including PCS interim remedial measure (IRM) work performed during the period from June – August 2013. Site investigation work conducted by Environmental Compliance Incorporated sufficiently demonstrated that the nature and extent of the contaminants warranted the inclusion of the site into the NYSDEC Brownfields Cleanup Program (BCP). The site was accepted in the BCP on January 31, 2013.

Demolition IRM work at the site in 2017 was completed specifically to facilitate the supplemental remedial investigation work below six distinct condemned manufacturing structures, a large smoke stack and foundation ruins located west of the 80,000 square foot commercial manufacturing structure and historically operated as the Former Haight/American Hide Tannery manufacturing facility. The demolition work included the closure of abandoned fuel storage systems, undocumented vessels found to exist in one of the former manufacturing structures as well as the demolition of a pump house and storage buildings located along Gordon Creek. The 80,000 square foot commercial manufacturing structure located along the eastern road frontage of the site was excluded from the demolition IRM work. The demolition work zone comprised a footprint of approximately 2.5 acres of the site. A total of 2,346.15 tons of asbestos construction and demolition debris was disposed of offsite during the demolition IRM using the Albany County landfill and Finch Waste Company landfill facilities. A total of ± 8,500 pounds of petroleum impacted tank bottoms and decontamination derived waste generated during the closure of (2) No. 6 fuel oil above ground storage tanks was also disposed of offsite as a result of the demolition IRM at Veolia ES Technical Solutions, LLC. All recyclable metal generated from the demolition work was transported to Plan It Waste & Recycling.

2.0 SUMMARY OF SITE REMEDY

2.1 Remedial Action Objectives

Based on the results of the Remedial Investigation and Supplemental Remedial Investigation work the following Remedial Action Objectives (RAOs) were identified for this Site.

2.1.1 Groundwater ROA's

RAOs for Public Health Protection

- Prevent ingestion of groundwater containing contaminant levels exceeding drinking water standards.
- Prevent contact with, or inhalation of, volatiles emanating from contaminated groundwater.

RAOs for Environmental Protection

- Restore groundwater aquifer to pre-disposal/pre-release conditions, to the extent practical.
- Remove the source of groundwater contamination

2.1.2 Soil ROA's

RAOs for Public Health Protection

- Prevent ingestion/direct contact with contaminated soil.
- Prevent inhalation of, or exposure to, contaminants volatilizing from contaminated soil.

RAOs for Environmental Protection

- Prevent migration of contaminants that would result in groundwater or surface water contamination.
- Prevent impacts to biota from ingestion/direct contact with soil causing toxicity or impacts from bioaccumulation through the terrestrial food chain.

2.2 Description of Selected Remedy

The Site was remediated in accordance with the Remedy selected by the NYSDEC in the Alternative Analysis Report / Remedial Action Work Plan (AAR / RAWP) dated August 12, 2019. The alternatives developed for the Site and the evaluation of the remedial criteria are presented in the AAR / RAWP. The Remedy is selected pursuant to the remedy selection criteria set forth in DER-10, Technical Guidance for Site Investigation and Remediation and 6 NYCRR Part 375.

The selected remedy is a Track 4: Restricted use with generic soil cleanup objectives remedy. The selected remedy is referred to as the Remedy. The elements of the Remedy, Site Cover with ICs are described in the following subsections below.

2.2.1 Remedial Design

A remedial design program will be implemented to provide the details necessary for the construction, operation, optimization, maintenance, and monitoring of the remedial program. Green remediation principles and techniques will be implemented to the extent feasible in the design, implementation, and site management of the remedy as per DER-31. The major green remediation components are as follows;

- considering the environmental impacts of treatment technologies and remedy stewardship over the long term;
- reducing direct and indirect greenhouse gases and other emissions; increasing energy efficiency and minimizing use of non-renewable energy;
- conserving and efficiently managing resources and materials; reducing waste, increasing recycling and increasing reuse of materials which would otherwise be considered a waste;
- maximizing habitat value and creating habitat when possible;

- fostering green and healthy communities and working landscapes which balance ecological, economic and social goals; and
- integrating the remedy with the end use where possible and encouraging green and sustainable re-development.

2.2.2 Engineered Cover System

A Site cover will be required to allow for restricted residential use of the site in areas where the upper two feet of exposed surface soil will exceed the applicable soil cleanup objectives (SCOs). Where a soil cover is to be used it will be a minimum of two feet of soil placed over a demarcation layer, with the upper six inches of soil of sufficient quality to maintain a vegetative layer. Soil cover material, including any fill material brought to the site, will meet the SCOs for cover material for the use of the site as set forth in 6 NYCRR Part 375-6.7(d). Substitution of other materials and components may be allowed where such components already exist or are a component of the tangible property to be placed as part of site redevelopment. Such components may include, but are not necessarily limited to: pavement, concrete, paved surface parking areas, sidewalks, building foundations and building slabs.

2.2.3 Institutional Control

Imposition of an institutional control in the form of an environmental easement for the controlled property which will:

- require the remedial party or site owner to complete and submit to the Department a periodic certification of institutional and engineering controls in accordance with Part 375-1.8 (h)(3);
- allow the use and development of the controlled property for industrial, commercial and restricted residential use as defined by Part 375-1.8(g), although land use is subject to local zoning laws;
- restrict the use of groundwater as a source of potable or process water, without necessary water quality treatment as determined by the NYSDOH; and
- require compliance with the Department approved Site Management Plan.

2.2.4 Site Management Plan

A Site Management Plan is required, which includes an Institutional and Engineering Control Plan that identifies all use restrictions and engineering controls for the site and details the steps and media-specific requirements necessary to ensure the following institutional and/or engineering controls remain in place and effective. This plan includes, but may not be limited to:

- an excavation plan which details the provisions for management of any future excavations on the site;
- descriptions of the provisions of the environmental easement including any land use, and groundwater use restrictions;
- provisions for the management and inspection of the identified engineering controls;
- maintaining site access controls and Department notification; and
- the steps necessary for the periodic reviews and certification of the institutional and/or engineering controls.

3.0 INTERIM REMEDIAL MEASURES AND OPERABLE UNITS

Prior to NET's execution of the BCA for the Former Haight/American Hide Tannery, on behalf of JJB 125 Bath LLC, interim remedial measures (IRMs) were performed in 2013 and 2017 on behalf of the initial BCA applicant Angelica Textile Services, Inc. and RFID Textile Services, Inc. The information and certifications made in the May 2014 Interim Remedial Measure #1 (Excavation Pit #1, EPl) Construction Completion Report and the April 30, 2018 Interim Remedial Measure Construction Completion Report Demolition of Site Buildings were relied upon to prepare this report and certify that the remediation requirements for the Site have been met.

3.1 Interim Remedial Measures

The following IRMs have been completed at this Site based on conditions observed during the RI;

- Petroleum Contaminated Soil (PCS) Excavation
- Demolition of Condemned Site Structures

Each of the IRMs are discussed in greater detail in Section 1.2 of this report.

3.2 Operable Units

The Site is divided into three operable units. An operable unit represents a portion of a remedial program for a site that for technical or administrative reasons can be addressed separately to investigate, eliminate, or mitigate a release, threat or release or exposure pathway resulting from site contamination. Operable Unit 1 is the Site itself. Operable Unit 01A is the area of PCS removal on the northeast portion of the Site. Operable Unit 01B is the area of the demolition of the condemned Site structures. PCS excavation and building demolition are complete.

4.0 REMEDIAL PROGRAM ELEMENTS

Remedial activities completed at the Site were conducted in accordance with the NYSDEC-approved AAR / RAWP for the Former Haight/American Hide Tannery site (August 12, 2019). All deviations from the AAR / RAWP, if any, are noted below.

4.1 Governing Documents

4.1.1 Health and Safety Plan

All work performed during the implementation of the selected Remedy at the Former Haight/American Hide Tannery was conducted in full compliance with governmental requirements, including site and worker safety requirements mandated by Federal OSHA. The Health and Safety Plan (HASP developed for the Former Haight/American Hide Tannery was complied with for all remedial and invasive earth work performed at the Site.

4.1.2 Community Air Monitoring Plan

The Community Air Monitoring Plan (CAMP), performed during all remedial and invasive earth work, included a combination of continuous ambient air monitoring and periodic visual inspection for particulate matter and volatile organic compounds (VOC) at the perimeter of the site. Ambient VOC air quality conditions as well as particulate's (i.e., dust) were documented upwind and downwind of the Site using properly calibrated hand held PID and a real-time dust monitor (i.e., PID – MiniRae 3000 and TSI Dusttrack II Aerosol Monitor 8530). Visual and olfactory conditions at the perimeter of the Site were also recorded during the CAMP testing services. The visual and olfactory inspection work with the objective of documenting evidence, if any, of dust particulate accumulation on adjacent properties and olfactory nuisance conditions. Each day prior to the invasive ground activities, a base line survey was performed at each of the surrounding properties to establish site specific background readings / conditions. Readings obtained during the invasive ground activities were compared to the base line reading. In the event elevated VOCs and / or physical observations are attributed to work at the site, IRM activities would cease until an appropriate remedy could be implemented.

This CAMP is consistent with the requirements for community air monitoring at remediation sites as established by the NYSDOH and NYSDEC. Accordingly, it follows procedures and practices outlined under NYSDEC's DER-10 Appendix 1A (NYSDOH's Generic Community Air Monitoring Plan) and Appendix 1B (Fugitive Dust and Particulate Monitoring). CAMP results are discussed in section 4.2.5 below and CAMP data is included in **Appendix D**.

4.1.3 Citizen Participation Plan

The NYSDEC seeks input from the community on all remedies. A public comment period was held, during which the public was encouraged to submit commented on the proposed remedy. All comments on the remedy received during the comment period were considered by the Department in selecting a remedy for the site. Site-related reports and documents were made available for review by the public at the following document repository:

Ballston Public Library
21 Milton Avenue
Ballston Spa, NY 12020
Phone: (518) 885-5022

NYSDEC Region 5 Ray Brook Office
2986 Route 86
Ray Brook, NY 12977
Phone: (518) 897-1200

4.2 Remedial Program Elements

4.2.1 Contractors, Consultants and Oversight

The following list contains and accounting of the key participants and their roll during the implementation of the Remedy;

- New York State Department of Environmental Conservation as the lead agency
- JJB 125 Bath LLC as the owner
- Northeastern Engineering Technologies PLLC as the engineer
- Northeastern Environmental Technologies Corporation as consultant and project monitoring
- Earth Care Plus, Inc. as tree removal contractor
- W.M. Schultz Construction, Inc. as earthwork contractor
- Zarro Fencing as perimeter security fencing installation contractor
- Ausfeld & Waldruff Land Surveyors LLP as survey contractor

4.2.2 Site Preparation

To facilitate the installation of the Remedy secondary woody vegetation located along the northwestern and southwester portions of the Site, targeted for engineered cover systems, was cleared by Earth Care Plus, Inc. The clearing of woody vegetation occurred during the period from November 11-12, 2019.

Prior to the implementation of the Remedy subsurface utilities were marked out at the locations targeted for engineered cover systems. Work zones were coned off daily during all invasive earthwork activities.

4.2.3 General Site Controls

At the time of the Remedy's implementation temporary perimeter fencing (snow fencing) existed along the southwestern, western, and northern norther perimeter of the Former Haight/American Hide Tannery Site. Site access was restricted by two (2) locked chain link security gates along Bath Street until the engineered cover systems completion and the installation of a permanent chain link perimeter fence was completed.

4.2.4 Nuisance Controls

No nuisance conditions requiring control measures occurred during the implementation of the Remedy.

4.2.5 CAMP Results

CAMP monitoring activities were completed during all invasive remedial earthwork activities, in accordance with the approved air monitoring plan. In general the CAMP monitoring results conformed to the perimeter particulate differential threshold of 100 ug/m3 and the fugitive organic vapor threshold of less than 5 part per million (ppm), with a minor exception. One short-term particulate exceedance occurred at the upwind monitoring station on November 19, 2019 at 10:15am. The violation was caused by an on-site piece of earth moving equipment, adjacent to the CAMP monitoring station, having created a small exhaust plume upon starting. Copies of the CAMP field data sheets are provided electronically in Appendix D.

4.2.6 Reporting

NYSDEC, NETC, NET PLLC and JJB 125 Bath LLC had continual discussions, electronic and telephone correspondence regarding progress throughout the implementation of the Remedy. A photo log of remedial activities is included in **Appendix E**.

4.3 Contaminated Materials Removal

The selected Remedy included the implementation of a Site Cover and ICs, consequently no contaminated material was removed during the implementation of the Remedy.

4.4 Imported Fill and Soil Cover System

Exposure to remaining near surface soil Site contaminants is prevented by a soil cover system that has been strategically installed in areas of the Site that did not already contain an existing soil cover system (i.e., Site buildings, concrete foundational ruins, asphalt and gravel parking surfaces). The soil cover system, placed over a geosynthetic demarcation fabric, is comprised of a minimum of 2 feet of clean virgin soil, including fill material and topsoil suitable for supporting vegetation; and Rip-Rap in steeply sloping areas susceptible to soil erosion and as cover material at concrete basins. Approximately of 1,978 tons of run of bank gravel and sandy loam (top soil) and 607 tons of fine and light stone (as described on Table 733-21A of the NYS Department of Transportation Standard Specification dated January 1, 2019) were used for construction of the cover system. All imported fill materials met the requirements of NYSDEC's DER-10 Section 5.4(e)and was approved for use at the Site by the NYSDEC..

An Excavation Work Plan, which outlines the procedures required in the event the cover system and/or underlying residual contamination are disturbed, is provided in **Section 2.2** of the SMP. Copies of weight tickets for the imported materials are provided in **Appendix F**. Tables summarizing chemical analytical results for backfill (in comparison to allowable levels) as well as the laboratory analytical reports are provided in **Appendix G**. **Figures 2** show the location of each cover type installed at the Site.

4.5 Remaining Contamination

Remaining contaminants of concern that exceeds the Track 4 Restricted Residential Use Standards, Criteria, and Guidance (SCGs) established for this Site for soil are as follows:

PCB aroclor 1254	Arsenic
Benzo(a)anthracene	Barium
Benzo(a)pyrene	Cadmium
Benzo(b)fluoranthene	Chromium
Benzo[k]fluoranthene	Copper
Chrysene	Lead
Dibenz[a,h]anthracene	Mercury
Indeno(1,2,3-CD)pyrene	

A contaminant of concern is classified as contaminant that is sufficiently present in frequency and concentration in the environment to require evaluation for remedial action. Not all contaminants identified at the Site constitute a contaminant of concern.

The contaminant(s) of concern that exceed the applicable SCGs for soil exist below each of the Former Haight/American Hide Tannery manufacturing buildings razed during the 2017 demolition IRM (Ref, Interim Remedial Measure Construction Completion Report Demolition of Site Buildings dated April 2018). In general exceedances to the SCGs are in most cases limited to cultural fill horizons covered by the concrete floor and foundations of the former manufacturing structures or are contained in a network of abandoned concrete vaults and drains. The concrete surfaces below the manufacturing structure ranged in thickness from ± 3.0 – 6.0 inches and extend from the gravel covered parking surfaces located east of the 2017 demolition IRM work zone, to (in some cases) areas beyond the western property line. The concrete floor surfaces that exist along the southwest portion of the Site contain (4) abandoned concrete vaults and a network of floor drains. The apparent capacity of the vaults ranges from ± 1000 – 5000 gallons and the apparent depth of each vault ranges from ± 4 – 5 feet below the improved slab on grade concrete surface. The cultural fills relative position to improved concrete surfaces suggest its existence on Site is relates to historic grading activities completed during the construction of the Former Haight/American Hide Tannery manufacturing buildings as well as material used to close the network of vaults and drains.

Remaining contaminants in near surface soils which were not already covered by an existing cover system have been capped with a geosynthetic demarcation fabric, a minimum of 2 feet of clean virgin soil, including fill material and topsoil suitable for supporting vegetation, and Rip-Rap as described in **Section 4.4**. The RI and SRI Reports contains a full discussion of the data developed at the Site.

Remaining contaminants of concern that exceeds the NYSDEC 6NYCRR Part 703 groundwater quality SCGs are as follows:

Aluminum	Beryllium
Cadmium	Chromium
Copper	Iron
Lead	Magnesium
Manganese	Mercury
Sodium	Benz(a)anthracene
Benzo(b)fluoranthene	Benzo(k)fluoranthene
Chrysene	Ideno(1,2,3-cd)pyrene
Trichlorofluoromethane	

In general exceedances to the groundwater SCGs are in most cases limited and low in concentration, relative to their respective SCGs. The most frequent contaminants of concern that exceed the groundwater SCGs are the metals Sodium, Manganese, Iron and Aluminum. **Figures 3** & **4** depict the locations of remaining soil and groundwater SCGs exceedances.

4.6 Engineering Controls

Engineering controls installed at the Site include a soil cover system and Site perimeter security fencing. Exposure to remaining near surface soil Site contaminates is prevented by a soil cover system that has been strategically installed in areas of the Site that did not already contain an existing soil cover system (i.e., Site buildings, concrete foundational ruins, asphalt and gravel parking surfaces). The soil cover system, placed over a geosynthetic demarcation fabric, is comprised of a minimum of 2 feet of clean virgin soil, including fill material and topsoil suitable for supporting vegetation; and Rip-Rap in steeply sloping areas susceptible to soil erosion and as cover material at concrete basins. The Remedy for the Site did not require the construction of any other engineering control systems.

4.7 Institutional Controls

The Site Remedy requires that an environmental easement be placed on the property to (1) require the remedial party or Site owner to complete and submit to the Department a periodic certification of institutional and engineering controls in accordance with Part 375-1.8 (h)(3); (2) allow the use and development of the controlled property for industrial, commercial and restricted residential use as defined by Part 375-1.8(g), although land use is subject to local zoning laws; (3) restrict the use of groundwater as a source of potable or process water, without necessary water quality treatment as determined by the NYSDOH; and (4) require compliance with the Department approved Site Management Plan.

The environmental easement for the Site was executed by the Department on July 31, 2019, and filed with the Saratoga County Clerk on August 13, 2019. The County Recording Identifier number for this filing is 2019022507. A copy of the easement and proof of filing is provided in **Appendix H**.

4.8 Deviations From AAR / RAWP

The Remedy was implemented as proposed in the AAR / RAWP with no significant deviations.

5.0 REFERENCES

New York State Department of Environmental Conservation. DER-10; *Technical Guidance for Site Investigation and Remediation*. May 2010.

GaiaTech Incorporated. *Phase I Environmental Site Assessment*. June 2008

GaiaTech Incorporated. *Phase I Environmental Site Assessment Update*. February 2012

Environmental Compliance Inc. *Remedial Investigation Work Plan, Former Haight / American Hide Tannery Site*. February 28, 2013 Updated May 8, 2013

Environmental Compliance Inc. *Remedial Investigation Report, Former Haight / American Hide Tannery Site*. March 2014 Updated June 2014

KHEOPS Architecture, Engineering & Survey, DPC. *Interim Remedial Measure #1 (Excavation Pit #1, EP-1) Construction Completion Report, Former Haight / American Hide Tannery Site*. May 2014

Northeastern Engineering Technologies PLLC. *Interim Remedial Measures Construction Completion Repot Demolition of Site Buildings, Former Haight / American Hide*. August 30, 2018

Northeastern Engineering Technologies PLLC. *Supplemental Remedial Investigation Repot, Former Haight / American Hide*. August 12, 2019

Northeastern Engineering Technologies PLLC. *Alternative Analysis Report & Remedial Action Work Plan, Former Haight / American Hide*. August 12, 2019

Northeastern Environmental Technologies Corp. *Site Management Plan, Former Haight / American Hide*. August 12, 2019

APPENDIX A

FIGURES

Figure 1

Site Vicinity Map
Former Haight / American Hide
125 Bath Street
Ballston Spa, New York 12020
BCP Site #C546055

Figure 2

Remedial Cover Systems
Former Haigh / American Hide
125 Bath Street
Ballston Spa, New York 12020
BCP Site #C546055

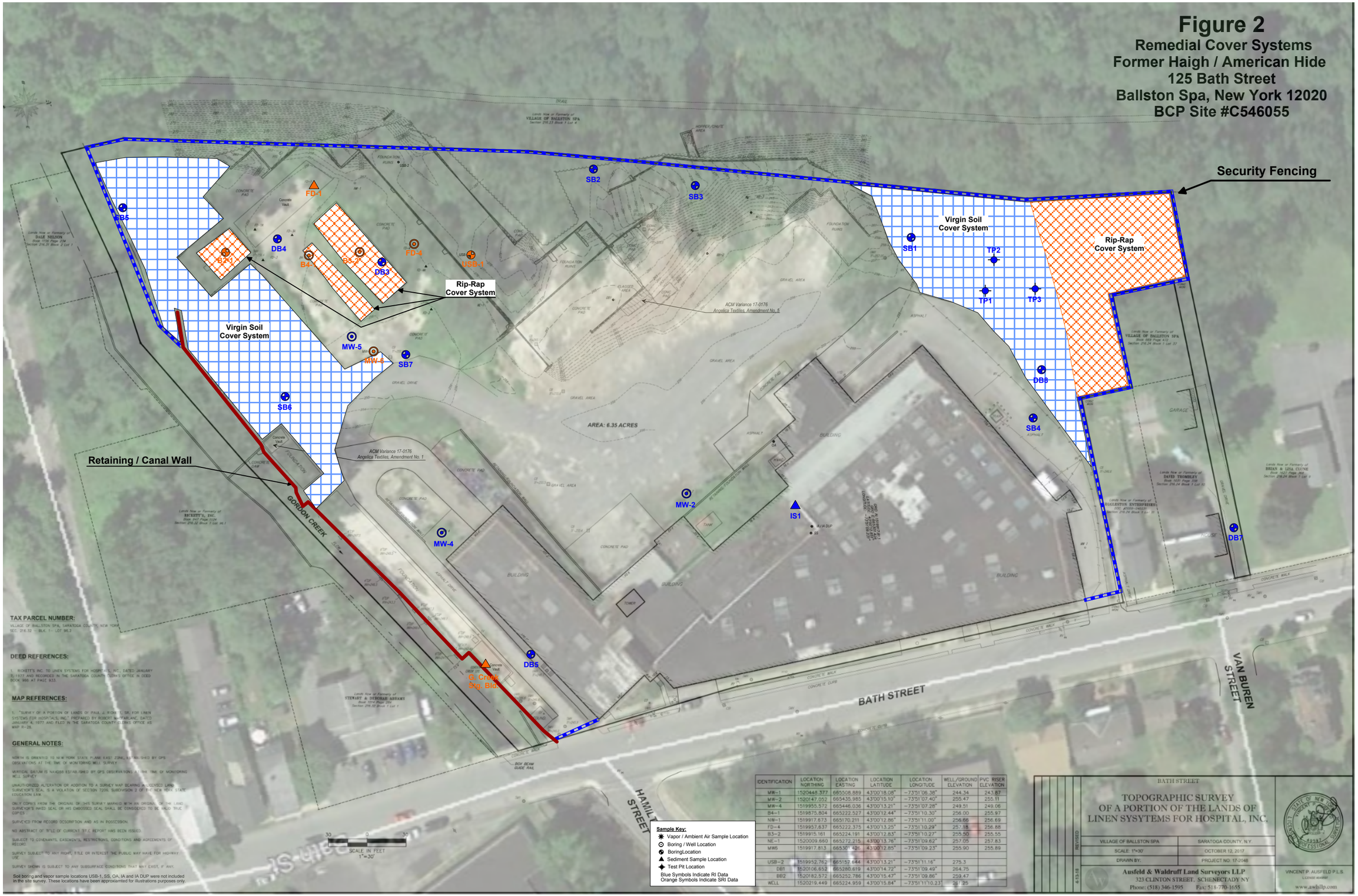

IDENTIFICATION	LOCATION NORTHING	LOCATION EASTING	LOCATION LATITUDE	LOCATION LONGITUDE	WELL/GROUND ELEVATION	PVC RISER ELEVATION
MW-1	1520448.377	665508.889	43°00'18.08"	-73°51'06.38"	244.34	243.87
MW-2	1520147.052	665435.985	43°00'15.10"	-73°51'07.40"	255.47	255.11
MW-4	1519955.572	665446.036	43°00'13.21"	-73°51'07.28"	249.51	249.06
B4-1	1519875.804	665222.527	43°00'12.44"	-73°51'10.30"	256.00	255.97
NW-1	1519917.673	665170.211	43°00'12.86"	-73°51'11.00"	256.66	256.69
FD-4	1519957.637	665222.375	43°00'13.25"	-73°51'10.29"	257.18	256.88
B3-2	1519915.161	665224.191	43°00'12.83"	-73°51'10.27"	255.50	255.55
NE-1	1520009.660	665272.215	43°00'13.76"	-73°51'09.62"	257.05	257.83
MW6	1519917.813	665301.426	43°00'12.85"	-73°51'09.23"	255.90	255.89
USB-2	1519952.762	665152.644	43°00'13.21"	-73°51'11.16"	275.3	
DB1	1520106.652	665280.619	43°00'14.72"	-73°51'09.49"	264.75	
BB2	1520182.572	665252.786	43°00'15.47"	-73°51'09.86"	259.47	
WELL	1520219.449	665224.959	43°00'15.84"	-73°51'11'10.23'	261.25	

Figure 3

Restricted Residential Use Soil Exceedances
Former Haigh / American Hide
125 Bath Street
Ballston Spa, New York 12020
BCP Site #C546055

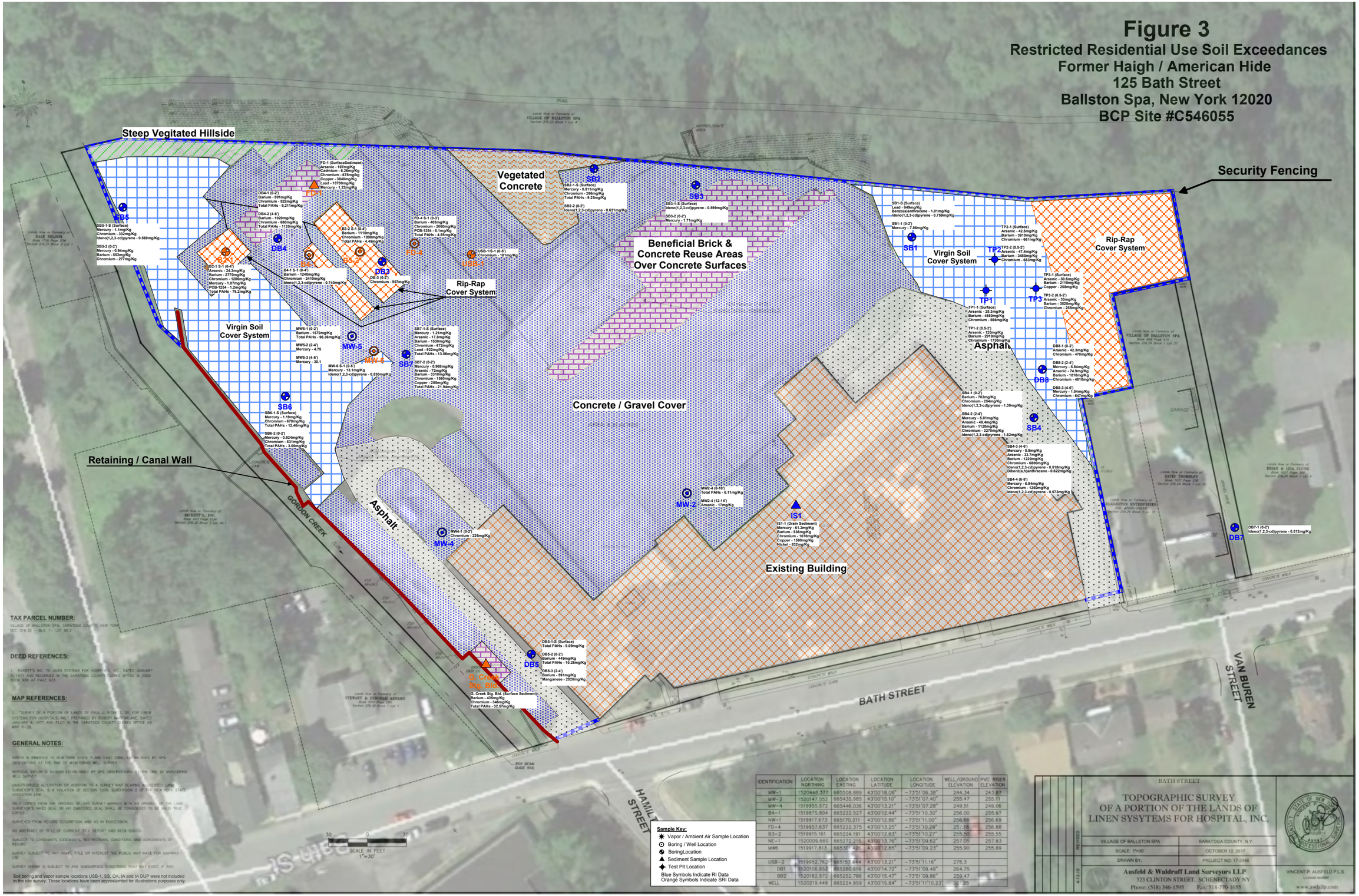

IDENTIFICATION	LOCATION NORTHING	LOCATION EASTING	LOCATION LATITUDE	LOCATION LONGITUDE	WELL/GROUND ELEVATION	PVC RISER ELEVATION
MW-1	1520448.377	665508.889	43°00'18.08"	-73°51'06.38"	244.34	243.87
MW-2	1520247.052	665435.985	43°00'15.10"	-73°51'07.40"	255.47	255.11
MW-4	1519955.572	665446.036	43°00'13.21"	-73°51'07.28"	249.51	249.06
B4-1	1519875.804	665222.527	43°00'12.44"	-73°51'10.30"	256.00	255.97
NW-1	1519917.673	665170.211	43°00'12.86"	-73°51'11.00"	256.66	256.69
FD-4	1519957.637	665222.375	43°00'13.25"	-73°51'10.29"	257.18	256.88
B3-2	1519915.161	665224.191	43°00'12.83"	-73°51'10.27"	255.50	255.55
NE-1	1520009.660	665272.215	43°00'13.76"	-73°51'09.62"	257.05	257.63
MW5	1519917.813	665301.426	43°00'12.85"	-73°51'09.23"	255.90	255.89
USB-2	1519952.762	665157.644	43°00'13.21"	-73°51'11.16"	275.3	
DB1	1520106.652	665280.619	43°00'14.72"	-73°51'09.49"	264.75	
BB2	1520182.572	665252.786	43°00'15.47"	-73°51'09.86"	259.47	
WELL	1520219.449	665224.959	43°00'15.84"	-73°51'11'10.23"	261.25	

Figure 4

6NYCRR Part 703 Groundwater SCG Exceedances
Former Haigh / American Hide
125 Bath Street
Ballston Spa, New York 12020
BCP Site #C546055

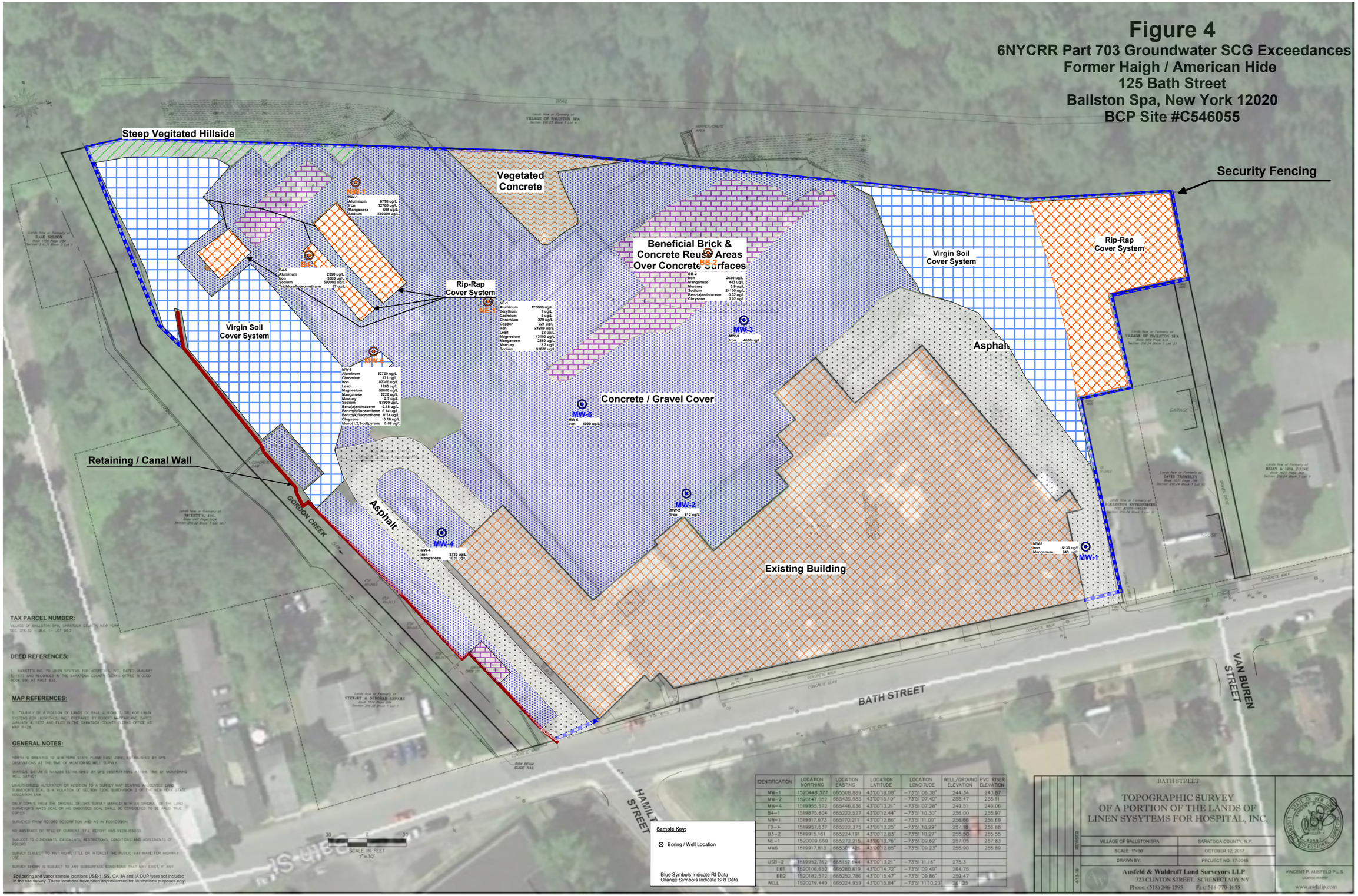

IDENTIFICATION	LOCATION NORTHING	LOCATION EASTING	LOCATION LATITUDE	LOCATION LONGITUDE	WELL/GROUND ELEVATION	PVC RISER ELEVATION
MW-1	1520448.377	665508.889	43°00'18.08"	-73°51'06.38"	244.34	243.87
MW-2	1520147.052	665435.985	43°00'15.10"	-73°51'07.40"	255.47	255.11
MW-4	1519955.572	665446.036	43°00'13.21"	-73°51'07.28"	249.51	249.06
B4-1	1519875.804	665222.527	43°00'12.44"	-73°51'10.30"	256.00	255.97
NW-1	1519917.673	665170.211	43°00'12.86"	-73°51'11.00"	256.66	256.69
FD-4	1519957.637	665222.375	43°00'13.25"	-73°51'10.29"	257.18	256.88
B3-2	1519915.161	665224.191	43°00'12.83"	-73°51'10.27"	255.50	255.55
NE-1	1520009.660	665272.215	43°00'13.76"	-73°51'09.62"	257.05	257.83
MW6	1519917.813	665301.426	43°00'12.85"	-73°51'09.23"	255.90	255.89
USB-2	1519952.762	665157.644	43°00'13.21"	-73°51'11.16"	275.3	
DB1	1520106.652	665280.619	43°00'14.72"	-73°51'09.49"	264.75	
BB2	1520182.572	665252.786	43°00'15.47"	-73°51'09.86"	259.47	
WELL	1520219.449	665224.959	43°00'15.84"	-73°51'11'10.23"	261.25	

APPENDIX B

SURVEY MAP, MEETS AND BOUNDS

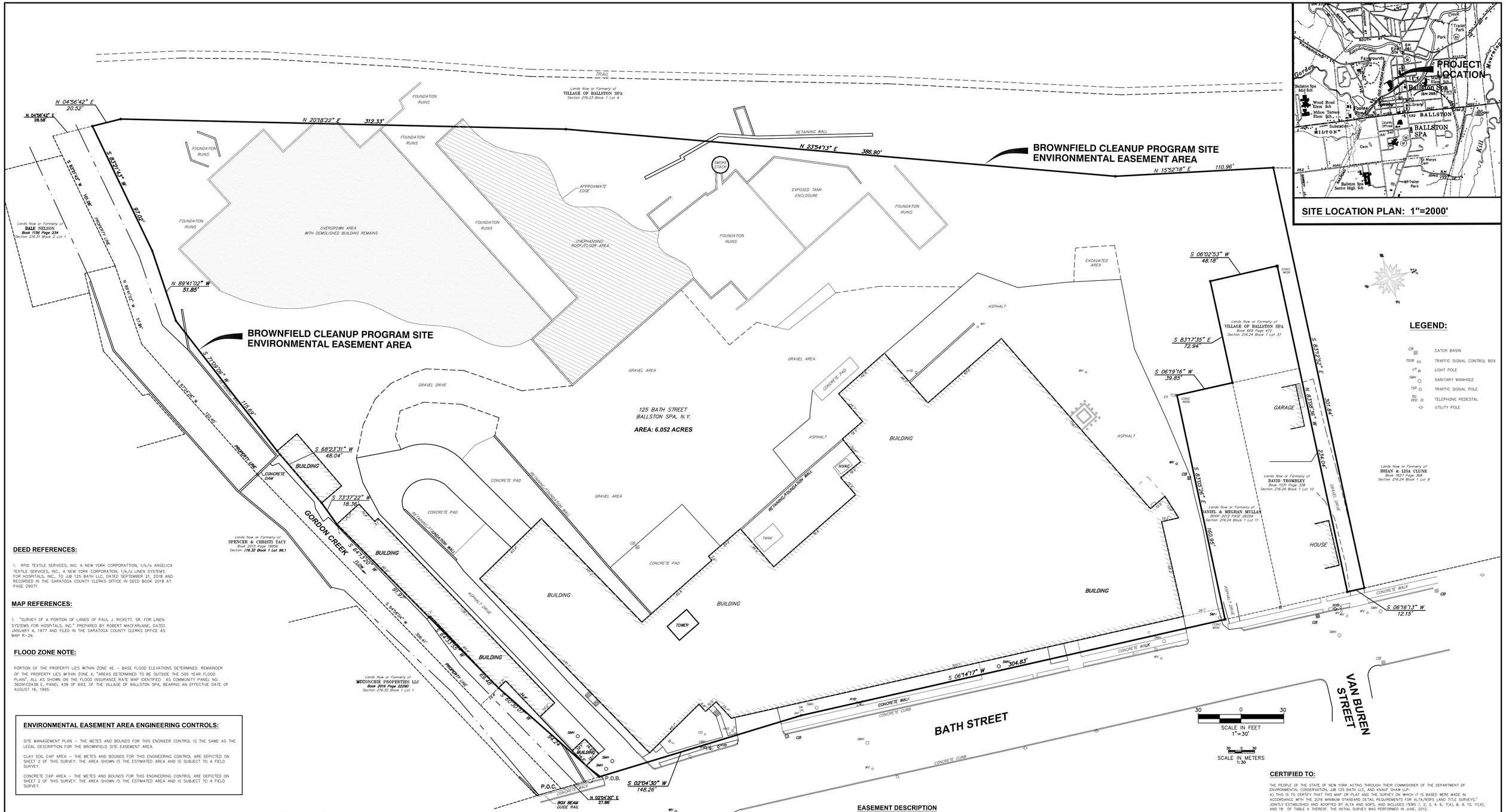

SITE LOCATION PLAN: 1"=2000'

LEGEND:

- CB — CATCH BASIN
- TSCB — TRAFFIC SIGNAL CONTROL BOX
- LP — LIGHT POLE
- SMH — SANITARY MANHOLE
- TSP — TRAFFIC SIGNAL POLE
- TEL PED — TELEPHONE PEDESTAL
- UTILITY POLE

DEED REFERENCES:

1. RFID TEXTILE SERVICES, INC. A NEW YORK CORPORATTION, f/k/a ANGELICA TEXTILE SERVICES, INC., A NEW YORK CORPORATION, f/k/a LINEN SYSTEMS FOR HOSPITALS, INC., TO JJB 125 BATH LLC, DATED SEPTEMBER 21, 2018 AND RECORDED IN THE SARATOGA COUNTY CLERKS OFFICE IN DEED BOOK 2018 AT PAGE 29071.

MAP REFERENCES:

1. "SURVEY OF A PORTION OF LANDS OF PAUL J. RICKETT, SR. FOR LINEN SYSTEMS FOR HOSPITALS, INC." PREPARED BY ROBERT MACFARLANE, DATED JANUARY 4, 1977 AND FILED IN THE SARATOGA COUNTY CLERKS OFFICE AS MAP R-26.

FLOOD ZONE NOTE:

PORTION OF THE PROPERTY LIES WITHIN ZONE AE – BASE FLOOD ELEVATIONS DETERMINED. REMAINDER OF THE PROPERTY LIES WITHIN ZONE X, "AREAS DETERMINED TO BE OUTSIDE THE 500 YEAR FLOOD PLAIN", ALL AS SHOWN ON THE FLOOD INSURANCE RATE MAP IDENTIFIED AS COMMUNITY PANEL NO. 36091C0438 E, PANEL 438 OF 693, OF THE VILLAGE OF BALLSTON SPA, BEARING AN EFFECTIVE DATE OF AUGUST 16, 1995.

ENVIRONMENTAL EASEMENT AREA ENGINEERING CONTROLS:

SITE MANAGEMENT PLAN – THE METES AND BOUNDS FOR THIS ENGINEER CONTROL IS THE SAME AS THE LEGAL DESCRIPTION FOR THE BROWNFIELD SITE EASEMENT AREA.

CLAY SOIL CAP AREA – THE METES AND BOUNDS FOR THIS ENGINEERING CONTROL ARE DEPICTED ON SHEET 2 OF THIS SURVEY. THE AREA SHOWN IS THE ESTIMATED AREA AND IS SUBJECT TO A FIELD SURVEY.

CONCRETE CAP AREA – THE METES AND BOUNDS FOR THIS ENGINEERING CONTROL ARE DEPICTED ON SHEET 2 OF THIS SURVEY. THE AREA SHOWN IS THE ESTIMATED AREA AND IS SUBJECT TO A FIELD SURVEY.

GENERAL NOTES:

NORTH IS ORIENTED TO DEED REFERENCE 1

UNAUTHORIZED ALTERATION OR ADDITION TO A SURVEY MAP BEARING A LICENSED LAND SURVEYOR'S SEAL IS A VIOLATION OF SECTION 7209, SUBDIVISION 2 OF THE NEW YORK STATE EDUCATION LAW.

ONLY COPIES FROM THE ORIGINAL OF THIS SURVEY MARKED WITH AN ORIGINAL OF THE LAND SURVEYOR'S INKED SEAL OR HIS EMBOSSED SEAL SHALL BE CONSIDERED TO BE VALID TRUE COPIES .

SURVEYED FROM RECORD DESCRIPTION AND AS IN POSSESSION.

NO ABSTRACT OF TITLE OF CURRENT TITLE REPORT HAS BEEN ISSUED.

SUBJECT TO COVENANTS, EASEMENTS, RESTRICTIONS, CONDITIONS AND AGREEMENTS OF RECORD.

SURVEY SUBJECT TO ANY RIGHT, TITLE OR INTEREST THE PUBLIC MAY HAVE FOR HIGHWAY USE.

SURVEY SHOWN IS SUBJECT TO ANY SUBSURFACE CONDITIONS THAT MAY EXIST, IF ANY.

TAX PARCEL NUMBER:

VILLAGE OF BALLSTON SPA, SARATOGA COUNTY, NEW YORK
SEC. 216.32 – BLK. 1– LOT 96.2

DEED DESCRIPTION:

ALL THAT CERTAIN PARCEL OF LAND WITH BUILDINGS AND IMPROVEMENTS THEREON, SITUATE IN THE VILLAGE OF BALLSTON SPA, TOWN OF MILTON, COUNTY AT SARATOGA AND STATE OF NEW YORK, LYING ON THE WESTERLY SIDE OF BATH STREET AND BEING BOUNDED AND DESCRIBED AS FOLLOWS: BEGINNING AT A POINT IN THE WESTERLY LINE AT BATH STREET AT IT'S INTERSECTION WITH THE EXISTING CENTER LINE OF GORDON CREEK, SAID POINT OF BEGINNING BEING SITUATE NORTH 02 DEGREES 04 MINUTES 30 SECONDS EAST A DISTANCE OF 161.17 FEET ALONG SAID BATH STREET FROM THE SOUTHEAST CORNER OF LAND DESCRIBED IN A DEED FROM GORDON CREEK, INC. TO PAUL 3. RICKETT, SR. (BOOK 889 OF DEEDS – PAGE 574), THENCE FROM SAID POINT OF BEGINNING UPSTREAM ALONG THE EXISTING CENTER LINE OF GORDON CREEK THE FOLLOWING FOUR (4) COURSES 1) SOUTH 64 DEGREES 58 MINUTES 04 SECONDS WEST A DISTANCE OF 306.41 FEET TO A POINT, 2) SOUTH 67 DEGREES 24 MINUTES 26 SECONDS WEST A DISTANCE OF 122.45 FEET TO A POINT, 3) NORTH 89 DEGREES 41 MINUTES 02 SECONDS WEST A DISTANCE OF 57.91 FEET TO A POINT, 4) SOUTH 83 DEGREES 21 MINUTES 43 SECONDS WEST A DISTANCE OF 101.06 FEET TO A POINT ON THE RAILROAD BRIDGE OVER THE GORDON CREEK IN THE EASTERLY LINE OF LANDS NOW OR FORMERLY OF THE DELAWARE AND HUDSON RAILROAD CORPORATION, THENCE ALONG SAID EASTERLY LINE THE FOLLOWING FOUR (4) COURSES: 1) NORTH 04 DEGREES 56 MINUTES 42 SECONDS EAST A DISTANCE OF 49.10 FEET TO A POINT; 2) NORTH 20 DEGREES 18 MINUTES 22 SECONDS EAST A DISTANCE OF 312.33 FEET TO A POINT; 3) NORTH 23 DEGREES 54 MINUTES 13 SECONDS EAST A DISTANCE OF 386.90 FEET TO A POINT; 4) NORTH 15 DEGREES 52 MINUTES 18 SECONDS EAST A DISTANCE OF 110.96 FEET TO AN EXISTING CONCRETE MONUMENT; THENCE ALONG LANDS NOW OR FORMERLY OF THOMAS O. MANOQUE, SOUTH 83 DEGREES 12 MINUTES 52 SECONDS EAST A DISTANCE OF 301.84 FEET TO AN EXISTING CONCRETE MONUMENT IN THE WESTERLY LINE OF BATH STREET; THENCE ALONG SAID WESTERLY LINE, SOUTH 06 DEGREES 16 MINUTES 13 SECONDS WEST A DISTANCE OF 12.15 FEET TO AN EXISTING IRON AXLE AT THE COMMON CORNER WITH LANDS NOW OR FORMERLY OF WILLIAM RYAN; THENCE NORTH 83 DEGREES 08 MINUTES 36 SECONDS WEST ALONG SAID BOUNDS PASSING THROUGH AN EXISTING CONCRETE MONUMENT AT A DISTANCE OF ABOUT 161.2 FEET MARKING THE CORNER WITH LANDS OF SAID RYAN AND OF THE VILLAGE OF BALLSTON SPA, A TOTAL DISTANCE OF 234.04 FEET TO AN EXISTING CONCRETE MONUMENT. THENCE CONTINUING ALONG LANDS OF THE VILLAGE, SOUTH 06 DEGREES 02 MINUTES 53 SECONDS WEST A DISTANCE OF 48.18 FEET TO AN EXISTING CONCRETE MONUMENT AND SOUTH 83 DEGREES 17 MINUTES 35 SECONDS EAST A DISTANCE OF 72.94 FEET TO AN EXISTING CONCRETE MONUMENT AT THE NORTHWEST CORNER OF LANDS NOW OR FORMERLY OF PARMY SENTIWANY; THENCE, ALONG SAID LANDS SOUTH 06 DEGREES 19 MINUTES 16 SECONDS WEST A DISTANCE OF 39.85 FEET TO AN EXISTING CONCRETE MONUMENT AND SOUTH 83 DEGREES 05 MINUTES 26 SECONDS EAST A DISTANCE OF 160.95 FEET TO AN EXISTING CONCRETE MONUMENT IN THE WESTERLY LINE OF BATH STREET; THENCE, ALONG SAID WESTERLY LINE, SOUTH 06 DEGREES 14 MINUTES 17 SECONDS WEST A DISTANCE OF 304.83 FEET TO AN IRON ROD SET AND SOUTH 02 DEGREES 04 MINUTES 30 SECONDS WEST A DISTANCE OF 176.12 FEET TO THE POINT OR PLACE OF BEGINNING CONTAINING 6.351 ACRES OF LAND.

EASEMENT DESCRIPTION

ALL THAT CERTAIN PARCEL OF LAND WITH BUILDINGS AND IMPROVEMENTS THEREON, SITUATE IN THE VILLAGE OF BALLSTON SPA, TOWN OF MILTON, COUNTY AT SARATOGA AND STATE OF NEW YORK, LYING ON THE WESTERLY SIDE OF BATH STREET AND BEING BOUNDED AND DESCRIBED AS FOLLOWS: COMMENCING AT A POINT IN THE WESTERLY LINE AT BATH STREET AT IT'S INTERSECTION WITH THE EXISTING CENTER LINE OF GORDON CREEK, SAID POINT OF COMMENCEMENT BEING SITUATE NORTH 02 DEGREES 04 MINUTES 30 SECONDS EAST A DISTANCE OF 161.17 FEET ALONG SAID BATH STREET FROM THE SOUTHEAST CORNER OF LAND DESCRIBED IN A DEED FROM GORDON CREEK, INC. TO PAUL 3. RICKETT, SR. (BOOK 889 OF DEEDS – PAGE 574), THENCE FROM SAID POINT OF COMMENCEMENT NORTH 02 DEGREES 04 MINUTES 30 SECONDS EAST A DISTANCE OF 27.86 FEET TO THE POINT OF BEGINNING, THENCE FROM SAID POINT OF BEGINNING AND THROUGH THE LANDS NOW OR FORMERLY OF LINEN SYSTEMS FOR HOSPITAL, INC. THE FOLLOWING EIGHT (8) COURSES: 1) SOUTH 60 DEGREES 30 MINUTES 07 SECONDS WEST A DISTANCE OF 94.24 FEET TO A POINT, 2) SOUTH 64 DEGREES 33 MINUTES 55 SECONDS WEST A DISTANCE OF 69.48 FEET TO A POINT, 3) SOUTH 64 DEGREES 13 MINUTES 20 SECONDS WEST A DISTANCE OF 91.97 FEET TO A POINT, 4) SOUTH 73 DEGREES 37 MINUTES 22 SECONDS WEST A DISTANCE OF 18.36 FEET TO A POINT, 5) SOUTH 68 DEGREES 23 MINUTES 31 SECONDS WEST A DISTANCE OF 48.04 FEET TO A POINT, 6) SOUTH 71 DEGREES 09 MINUTES 06 SECONDS WEST A DISTANCE OF 115.69 FEET TO A POINT, 7) NORTH 89 DEGREES 41 MINUTES 02 SECONDS WEST A DISTANCE OF 51.85 FEET TO A POINT AND 8) SOUTH 83 DEGREES 21 MINUTES 43 SECONDS WEST A DISTANCE OF 97.02 FEET TO A POINT ON THE EASTERLY 1INE OF LANDS NOW OR FORMERLY OF THE DELAWARE AND HUDSON RAILROAD CORPORATION, THENCE ALONG SAID EASTERLY LINE THE FOLLOWING FOUR (4) COURSES: 1) NORTH 04 DEGREES 56 MINUTES 42 SECONDS EAST A DISTANCE OF 20.52 FEET TO A POINT; 2) NORTH 20 DEGREES 18 MINUTES 22 SECONDS EAST A DISTANCE OF 312.33 FEET TO A POINT; 3) NORTH 23 DEGREES 54 MINUTES 13 SECONDS EAST A DISTANCE OF 386.90 FEET TO A POINT; 4) NORTH 15 DEGREES 52 MINUTES 18 SECONDS EAST A DISTANCE OF 110.96 FEET TO AN EXISTING CONCRETE MONUMENT; THENCE ALONG LANDS NOW OR FORMERLY OF THOMAS O. MANOQUE, SOUTH 83 DEGREES 12 MINUTES 52 SECONDS EAST A DISTANCE OF 301.84 FEET TO AN EXISTING CONCRETE MONUMENT IN THE WESTERLY LINE OF BATH STREET; THENCE ALONG SAID WESTERLY LINE, SOUTH 06 DEGREES 16 MINUTES 13 SECONDS WEST A DISTANCE OF 12.15 FEET TO AN EXISTING IRON AXLE AT THE COMMON CORNER WTH LANDS NOW OR FORMERLY OF WILLIAM RYAN; THENCE NORTH 83 DEGREES 08 MINUTES 36 SECONDS WEST ALONG SAID BOUNDS PASSING THROUGH AN EXISTING CONCRETE MONUMENT AT A DISTANCE OF ABOUT 161.2 FEET MARKING THE CORNER WITH LANDS OF SAID RYAN AND OF THE VILLAGE OF BALLSTON SPA, A TOTAL DISTANCE OF 234.04 FEET TO AN EXISTING CONCRETE MONUMENT; THENCE CONTINUING ALONG LANDS OF THE VILLAGE, SOUTH 06 DEGREES 02 MINUTES 53 SECONDS WEST A DISTANCE OF 48.18 FEET TO AN EXISTING CONCRETE MONUMENT AND SOUTH 83 DEGREES 17 MINUTES 35 SECONDS EAST A DISTANCE OF 72.94 FEET TO AN EXISTING CONCRETE MONUMENT AT THE NORTHWEST CORNER OF LANDS NOW OR FORMERLY OF PARMY SENTIWANY; THENCE, ALONG SAID LANDS SOUTH 06 DEGREES 19 MINUTES 16 SECONDS WEST A DISTANCE OF 39.85 FEET TO AN EXISTING CONCRETE MONUMENT AND SOUTH 83 DEGREES 05 MINUTES 26 SECONDS EAST A DISTANCE OF 160.95 FEET TO AN EXISTING CONCRETE MONUMENT IN THE WESTERLY LINE OF BATH STREET; THENCE, ALONG SAID WESTERLY LINE, SOUTH 06 DEGREES 14 MINUTES 17 SECONDS WEST A DISTANCE OF 304.83 FEET TO AN IRON ROD SET AND SOUTH 02 DEGREES 04 MINUTES 30 SECONDS WEST A DISTANCE OF 148.26 FEET TO THE POINT OR PLACE OF BEGINNING CONTAINING 6.052 ACRES OF LANO.

CERTIFIED TO:

THE PEOPLE OF THE STATE OF NEW YORK ACTING THROUGH THEIR COMMISIONER OF THE DEPARTMENT OF ENVIRONMENTAL CONSERVATION, JJB 125 BATH LLC, AND KNAUF SHAW LLP:
A) THIS IS TO CERTIFY THAT THIS MAP OR PLAT AND THE SURVEY ON WHICH IT IS BASED WERE MADE IN ACCORDANCE WITH THE 2016 MINIMUM STANDARD DETAIL REQUIREMENTS FOR ALTA/NSPS LAND TITLE SURVEYS," JOINTLY ESTABLISHED AND ADOPTED BY ALTA AND NSPS, AND INCLUDES ITEMS 1, 2, 3, 4, 6, 7(A), 8, 9, 10, 11(A), AND 18 OF TABLE A THEREOF. THE INITIAL SURVEY WAS PERFORMED IN JUNE, 2012.

SIGNED: _____ DATE: JUNE 27, 2019
N.Y.S. REGISTRATION NO. 049597

06-27-19	REVISED	
05-10-19	REVISED	
08-15-14	MISC. REVISION	
07-07-14	MISC. REVISION	
5-28-14	MISC. REVISION	
5-23-14	MISC. REVISION	

125 BATH STREET

ALTA/ACSM LAND TITLE SURVEY MAP OF THE LANDS OF JJB 125 BATH LLC

VILLAGE OF BALLSTON SPA	SARATOGA COUNTY, N.Y.
SCALE: 1"=30'	MAY 23, 2014
DRAWN BY: KCW	PROJECT NO: 12-883

Ausfeld & Waldruff Land Surveyors LLP
514 State Street, Schenectady N.Y. 12305
Phone: (518) 346-1595 Fax: 518-770-1655

VINCENT P. AUSFELD P.L.S.
LICENSE #049597
www.awlsllp.com

STATE OF NEW YORK · VINCENT P. AUSFELD · 049597 · LICENSED PROFESSIONAL LAND SURVEYOR

APPENDIX C

ELECTRONIC COPY OF FER

APPENDIX D

COMMUNITY AIR MONITORING DATA

UPWIND MONITORING DATA

Reading Date	Limit	Vcommon Modem Volts	Vbattery Modem Volts	Temperature Modem degC	Dust Dust mg/m3	Voc Voc ppm	Dust - 15m Ave Dust - 15m Ave mg/m3	15m Ave Voc Avg Voc ppm
11/18/2019 9:45	N	12.44321	0	4.928009	0	0	0	0
11/18/2019 9:46	N				0.009537049	0.03206361	0.000350637	0.001185956
11/18/2019 9:47	N				0.01089599	0.04233974	0.000988336	0.003578309
11/18/2019 9:48	N				0.009971872	0.04358056	0.001550943	0.006127079
11/18/2019 9:49	N				0.009612876	0.04159746	0.002044155	0.008457962
11/18/2019 9:50	N	12.35571	0	6.71347	0.009531112	0.04358149	0.002517282	0.0106227
11/18/2019 9:51	N				0.009928504	0.04635869	0.002978434	0.01288914
11/18/2019 9:52	N				0.009759944	0.04857663	0.003399589	0.01502701
11/18/2019 9:53	N				0.009379551	0.05068882	0.00380434	0.01722777
11/18/2019 9:54	N				0.009554713	0.05160387	0.004159014	0.01924293
11/18/2019 9:55	N	12.35571	0	7.320465	0.009357805	0.05337385	0.004485881	0.02137804
11/18/2019 9:56	N				0.009325716	0.05316871	0.004791398	0.02356591
11/18/2019 9:57	N				0.009222481	0.05222884	0.005084073	0.02536501
11/18/2019 9:58	N				0.009121638	0.05553782	0.005347591	0.02718327
11/18/2019 9:59	N				0.009292248	0.05828846	0.005610903	0.02896626
11/18/2019 10:00	N	12.25945	0	8.282135	0.009307202	0.0573636	0.005847112	0.03065043
11/18/2019 10:01	N				0.009278273	0.05539742	0.006059111	0.03228576
11/18/2019 10:02	N				0.008988618	0.05647014	0.006257516	0.03391441
11/18/2019 10:03	N				0.009190014	0.05853698	0.006433034	0.03541244
11/18/2019 10:04	N				0.008954627	0.0582362	0.006593776	0.03681635
11/18/2019 10:05	N	12.31195	0	8.282135	0.008629563	0.05764751	0.006724464	0.03804662
11/18/2019 10:06	N				0.008541686	0.05733224	0.006843853	0.03933606
11/18/2019 10:07	N				0.008780347	0.05990612	0.006960145	0.04058027
11/18/2019 10:08	N				0.008785781	0.06010472	0.007065987	0.04184696
11/18/2019 10:09	N				0.008749125	0.06307542	0.007183292	0.0430878
11/18/2019 10:10	N	12.38196	0	9.22702	0.008670837	0.0615481	0.007279398	0.0442974
11/18/2019 10:11	N				0.008641713	0.06416844	0.007370942	0.04546902
11/18/2019 10:12	N				0.008716294	0.06190435	0.00744905	0.04657671
11/18/2019 10:13	N				0.008977413	0.06408869	0.007549095	0.04759705
11/18/2019 10:14	N				0.008757701	0.06629604	0.007630069	0.04867397
11/18/2019 10:15	N	12.37321	0	9.605621	0.009000539	0.06383864	0.007722313	0.04965849
11/18/2019 10:16	N				0.008794749	0.06724974	0.007802949	0.05067127
11/18/2019 10:17	N				0.009013745	0.07261796	0.007874362	0.05183725
11/18/2019 10:18	N				0.008999279	0.07130483	0.007948937	0.05313841
11/18/2019 10:19	N				0.008993714	0.07106974	0.008015571	0.05422714
11/18/2019 10:20	N	12.40821	0	9.53006	0.009196557	0.07109258	0.008094083	0.05526409
11/18/2019 10:21	N				0.008975963	0.07272586	0.008161069	0.056315
11/18/2019 10:22	N				0.009255987	0.07508735	0.00823383	0.05744124
11/18/2019 10:23	N				0.008999214	0.07456639	0.008291267	0.05852509
11/18/2019 10:24	N				0.009441854	0.07530382	0.00835496	0.0595523
11/18/2019 10:25	N	12.35571	0	9.806488	0.009389766	0.07769353	0.008413449	0.06059504
11/18/2019 10:26	N				0.009603783	0.07605043	0.008479866	0.06159414
11/18/2019 10:27	N				0.00919932	0.07909362	0.008538998	0.0625907
11/18/2019 10:28	N				0.01002075	0.07815686	0.008613515	0.06360163
11/18/2019 10:29	N				0.009718257	0.07653079	0.008672236	0.06441291
11/18/2019 10:30	N	12.35571	0	10.3555	0.009983451	0.07809501	0.00875082	0.06526776
11/18/2019 10:31	N				0.009642524	0.07930934	0.008824224	0.06611942
11/18/2019 10:32	N				0.009423335	0.07863517	0.008877933	0.06687639
11/18/2019 10:33	N				0.009237217	0.07929313	0.008905781	0.06762285
11/18/2019 10:34	N				0.009476534	0.08223444	0.008939568	0.06840733
11/18/2019 10:35	N	12.1982	0	10.72702	0.009384397	0.09019463	0.008959483	0.0694685
11/18/2019 10:36	N				0.009395324	0.08354727	0.008984664	0.07075296
11/18/2019 10:37	N				0.009375665	0.08746789	0.009001689	0.07178326
11/18/2019 10:38	N				0.009391971	0.08300607	0.009009242	0.07248919
11/18/2019 10:39	N				0.00894378	0.0834338	0.009007504	0.07315105
11/18/2019 10:40	N	12.2857	0	10.6282	0.008643758	0.08162958	0.00899075	0.07374114
11/18/2019 10:41	N				0.008106042	0.08433869	0.008959657	0.07438198
11/18/2019 10:42	N				0.008391376	0.08545782	0.008927615	0.07506043
11/18/2019 10:43	N				0.008228444	0.08472407	0.00888983	0.075756
11/18/2019 10:44	N				0.008721574	0.08414292	0.008863457	0.07632095
11/18/2019 10:45	N	12.32945	0	10.89969	0.008355375	0.08605516	0.008823535	0.076865
11/18/2019 10:46	N				0.008387339	0.08840035	0.00879581	0.07761203
11/18/2019 10:47	N				0.008364023	0.08563442	0.00876015	0.07823533
11/18/2019 10:48	N				0.008623589	0.08669531	0.008748597	0.07871275
11/18/2019 10:49	N				0.00853183	0.08937281	0.008735083	0.07934102
11/18/2019 10:50	N	12.36446	0	10.87503	0.008490168	0.09139997	0.008718296	0.08011167
11/18/2019 10:51	N				0.008624632	0.09142569	0.008699377	0.08083096
11/18/2019 10:52	N				0.008495314	0.09379312	0.008683491	0.0816994
11/18/2019 10:53	N				0.008892974	0.09028835	0.008675674	0.08231391
11/18/2019 10:54	N				0.008566613	0.09053159	0.008660427	0.08290564
11/18/2019 10:55	N	12.3382	0	10.77646	0.00862339	0.08959358	0.008649423	0.08336246
11/18/2019 10:56	N				0.008786664	0.09151217	0.008655178	0.08387384
11/18/2019 10:57	N				0.008907799	0.09358033	0.008660547	0.08446769
11/18/2019 10:58	N				0.008673513	0.09313924	0.008661154	0.08494036
11/18/2019 10:59	N				0.008896871	0.09231016	0.008673926	0.08546235
11/18/2019 11:00	N	12.24195	0	11.39041	0.008670896	0.09463494	0.008672571	0.08598156
11/18/2019 11:01	N				0.008753791	0.0952425	0.008679953	0.08659573
11/18/2019 11:02	N				0.008580691	0.09582537	0.008684579	0.08709829
11/18/2019 11:03	N				0.009207733	0.09431082	0.008706626	0.0876437
11/18/2019 11:04	N				0.009060509	0.09411382	0.008718569	0.08809662
11/18/2019 11:05	N	12.13694	0	11.46365	0.009152858	0.09577405	0.008741819	0.08857083
11/18/2019 11:06	N				0.009018513	0.09780818	0.008764398	0.0890606
11/18/2019 11:07	N				0.009187563	0.09701402	0.00880904	0.08959273
11/18/2019 11:08	N				0.00911534	0.09754279	0.008816728	0.09014539
11/18/2019 11:09	N				0.008908378	0.09731533	0.008816314	0.09051749
11/18/2019 11:10	N	12.16319	0	11.21902	0.008793315	0.09757937	0.008805552	0.09099315
11/18/2019 11:11	N				0.009396594	0.09831131	0.008828298	0.09136668
11/18/2019 11:12	N				0.009880267	0.111973	0.00887259	0.09243374
11/18/2019 11:13	N				0.008841086	0.1039534	0.00888977	0.09322168
11/18/2019 11:14	N				0.0090188	0.1014971	0.008889169	0.093777
11/18/2019 11:15	N	12.27695	0	11.70737	0.009200834	0.100493	0.008893032	0.09420732
11/18/2019 11:16	N				0.008862045	0.1020107	0.008896433	0.09473741
11/18/2019 11:17	N				0.009042698	0.101862	0.008911397	0.0952664
11/18/2019 11:18	N				0.008710974	0.100244	0.008911338	0.09560668
11/18/2019 11:19	N				0.009190423	0.1010721	0.008912563	0.0960153
11/18/2019 11:20	N	12.25945	0	11.95023	0.008816059	0.1023166	0.008915635	0.09641841
11/18/2019 11:21	N				0.009117659	0.1040514	0.008917764	0.09679957
11/18/2019 11:22	N				0.008780383	0.1047003	0.008923519	0.09726854
11/18/2019 11:23	N				0.009132688	0.1044095	0.008930387	0.09773126
11/18/2019 11:24	N				0.008883685	0.1070871	0.008938609	0.09829573
11/18/2019 11:25	N	12.27695	0	11.75601	0.008844169	0.1067468	0.008935871	0.09883119
11/18/2019 11:26	N				0.009184383	0.1048934	0.008946216	0.09929018
11/18/2019 11:27	N				0.008961935	0.1060099	0.008954711	0.09961963
11/18/2019 11:28	N				0.00931718	0.1052179	0.008981179	0.09992948
11/18/2019 11:29	N				0.008860505	0.1065791	0.008986397	0.1003043
11/18/2019 11:30	N	12.32945	0	11.82889	0.009575093	0.1056644	0.00901003	0.1006652
11/18/2019 11:31	N				0.009801462	0.1046738	0.009046989	0.1008979
11/18/2019 11:32	N				0.01040103	0.1070351	0.009079803	0.1011735
11/18/2019 11:33	N				0.009857265	0.107303	0.00910949	0.1016057
11/18/2019 11:34	N				0.009513583	0.1068339	0.009134805	0.1019137
11/18/2019 11:35	N	12.27695	0	11.92599	0.00955382	0.1071467	0.009160684	0.1022573

11/18/2019 11:36 N				0.009301394	0.1072723	0.009169903	0.1024704
11/18/2019 11:37 N				0.009408832	0.107622	0.009179549	0.1028022
11/18/2019 11:38 N				0.009007311	0.1098493	0.009174598	0.1032274
11/18/2019 11:39 N				0.008823925	0.1076731	0.00915169	0.1035698
11/18/2019 11:40 N	12.12819	0	12.28879	0.009066758	0.1102008	0.00914418	0.1039005
11/18/2019 11:41 N				0.00878289	0.1088361	0.009145582	0.1043007
11/18/2019 11:42 N				0.008782284	0.1109998	0.009124596	0.1046227
11/18/2019 11:43 N				0.008800366	0.1102683	0.009111125	0.1049537
11/18/2019 11:44 N				0.009662529	0.1112667	0.009125929	0.1053291
11/18/2019 11:45 N	12.32945	0	12.45743	0.00956263	0.1134768	0.009133074	0.1057271
11/18/2019 11:46 N				0.009142008	0.1117036	0.009134313	0.1061371
11/18/2019 11:47 N				0.008837927	0.1134511	0.009137612	0.106538
11/18/2019 11:48 N				0.009819035	0.1148264	0.009150648	0.1070574
11/18/2019 11:49 N				0.009263015	0.1126034	0.009162406	0.1074603
11/18/2019 11:50 N	12.18945	0	12.09549	0.008994956	0.1140535	0.009159688	0.1078947
11/18/2019 11:51 N				0.009152832	0.1144453	0.009157205	0.1083459
11/18/2019 11:52 N				0.009033781	0.1143361	0.009151669	0.1087818
11/18/2019 11:53 N				0.009279262	0.1172158	0.00915301	0.1092255
11/18/2019 11:54 N				0.009243343	0.1189176	0.0091551	0.1097502
11/18/2019 11:55 N	12.1807	0	12.69766	0.009590011	0.1149028	0.009176563	0.1100935
11/18/2019 11:56 N				0.009092515	0.1166794	0.009184541	0.1104339
11/18/2019 11:57 N				0.009147258	0.1175925	0.009180311	0.1108279
11/18/2019 11:58 N				0.009327896	0.1204146	0.009178815	0.1113915
11/18/2019 11:59 N				0.009288963	0.1198753	0.009171775	0.1119211
11/18/2019 12:00 N	12.24195	0	12.67368	0.009256506	0.1206278	0.009179316	0.1124606
11/18/2019 12:01 N				0.00935218	0.1238836	0.009198248	0.11308
11/18/2019 12:02 N				0.00952616	0.1227372	0.00920205	0.1136537
11/18/2019 12:03 N				0.009506174	0.1237027	0.009210916	0.1143598
11/18/2019 12:04 N				0.009442896	0.1211462	0.009221237	0.114823
11/18/2019 12:05 N	12.27695	0	13.00882	0.008911266	0.1220002	0.009213487	0.115277
11/18/2019 12:06 N				0.009745157	0.1223114	0.009221904	0.1157664
11/18/2019 12:07 N				0.009125245	0.1232115	0.009230221	0.116216
11/18/2019 12:08 N				0.009064771	0.1253217	0.009218959	0.1167253
11/18/2019 12:09 N				0.009203546	0.1272441	0.009206368	0.1173357
11/18/2019 12:10 N	12.1807	0	13.05655	0.009127299	0.1255465	0.009189926	0.1178341
11/18/2019 12:11 N				0.008922355	0.1277207	0.009177957	0.1184262
11/18/2019 12:12 N				0.009293742	0.1259388	0.009176612	0.1188895
11/18/2019 12:13 N				0.009586743	0.1272883	0.009180713	0.1194119
11/18/2019 12:14 N				0.00919672	0.1292943	0.009172596	0.119893
11/18/2019 12:15 N	12.1807	0	12.8414	0.009549025	0.1311579	0.009190956	0.1204959
11/18/2019 12:16 N				0.009562487	0.1266244	0.009230187	0.1209899
11/18/2019 12:17 N				0.00900191	0.1268682	0.009238977	0.1213192
11/18/2019 12:18 N				0.008595978	0.1305729	0.009217244	0.1216998
11/18/2019 12:19 N				0.009054204	0.1268888	0.009205686	0.1221623
11/18/2019 12:20 N	12.31195	0	12.88931	0.008894059	0.1289286	0.009185197	0.1225439
11/18/2019 12:21 N				0.008761022	0.1258825	0.009173037	0.122814
11/18/2019 12:22 N				0.009043463	0.1287314	0.009166302	0.1231092
11/18/2019 12:23 N				0.009329543	0.1311429	0.009167606	0.1235999
11/18/2019 12:24 N				0.008616862	0.1333571	0.009156713	0.1241399
11/18/2019 12:25 N	12.11069	0	12.79355	0.009140849	0.1290927	0.009139324	0.1245663
11/18/2019 12:26 N				0.008970668	0.1288539	0.009122005	0.124915
11/18/2019 12:27 N				0.009049773	0.1308084	0.009099189	0.1252088
11/18/2019 12:28 N				0.008586971	0.1281936	0.009068152	0.1254642
11/18/2019 12:29 N				0.00905456	0.1306098	0.009054203	0.125717
11/18/2019 12:30 N	12.25945	0	13.03268	0.008917946	0.1303154	0.009053893	0.1260105
11/18/2019 12:31 N				0.009094521	0.1309673	0.009053685	0.1262734
11/18/2019 12:32 N				0.009135514	0.1299328	0.009041755	0.126506
11/18/2019 12:33 N				0.008662798	0.130042	0.009025982	0.126719
11/18/2019 12:34 N				0.008709677	0.1292851	0.009015597	0.1268829
11/18/2019 12:35 N	12.14569	0	12.6257	0.008836753	0.130633	0.009003729	0.1270759
11/18/2019 12:36 N				0.008797448	0.131048	0.008996973	0.1273013
11/18/2019 12:37 N				0.009122675	0.1313269	0.008989614	0.1275739
11/18/2019 12:38 N				0.009226696	0.1280959	0.00898391	0.1276087
11/18/2019 12:39 N				0.008814695	0.1276802	0.008976161	0.1276528
11/18/2019 12:40 N	12.25945	0	12.48148	0.008958165	0.1273786	0.00897005	0.1276217
11/18/2019 12:41 N				0.008987604	0.127528	0.008969609	0.1276607
11/18/2019 12:42 N				0.008887384	0.1282186	0.008974614	0.1276537
11/18/2019 12:43 N				0.008933272	0.1285128	0.008970618	0.1277196
11/18/2019 12:44 N				0.008770849	0.1319543	0.008964626	0.1279094
11/18/2019 12:45 N	12.07569	0	13.00882	0.009007088	0.1294701	0.008953998	0.1280837
11/18/2019 12:46 N				0.0088424	0.1309727	0.008954415	0.1282857
11/18/2019 12:47 N				0.008485676	0.1314886	0.008935481	0.128442
11/18/2019 12:48 N				0.008960352	0.1327044	0.008934051	0.1286364
11/18/2019 12:49 N				0.008980537	0.1287689	0.008941241	0.1286844
11/18/2019 12:50 N	12.1982	0	12.72165	0.008710844	0.1302634	0.00893385	0.128712
11/18/2019 12:51 N				0.008781476	0.1275868	0.008922715	0.128737
11/18/2019 12:52 N				0.008749048	0.1312732	0.008919837	0.128925
11/18/2019 12:53 N				0.009386301	0.132244	0.008923993	0.1290704
11/18/2019 12:54 N				0.009003414	0.1332651	0.008925503	0.1292753
11/18/2019 12:55 N	12.17194	0	12.81747	0.008905176	0.1316774	0.008922501	0.1294326
11/18/2019 12:56 N				0.009094246	0.1325522	0.008941142	0.1295993
11/18/2019 12:57 N				0.009175487	0.1332448	0.008954389	0.1298529
11/18/2019 12:58 N				0.009409022	0.1305913	0.008980799	0.1299632
11/18/2019 12:59 N				0.009135706	0.1317765	0.008989383	0.1300893
11/18/2019 13:00 N	12.1982	0	12.3129	0.009759112	0.1318132	0.009006467	0.1301709
11/18/2019 13:01 N				0.01001116	0.1336176	0.009131731	0.1305068
11/18/2019 13:02 N				0.01037997	0.1398908	0.009201072	0.1309399
11/18/2019 13:03 N				0.01001474	0.1349734	0.009267919	0.1313633
11/18/2019 13:04 N				0.009766351	0.1298252	0.00929741	0.1312978
11/18/2019 13:05 N	12.12819	0	12.60165	0.00978801	0.1315759	0.009320555	0.131304
11/18/2019 13:06 N				0.009740655	0.1306731	0.009339295	0.131412
11/18/2019 13:07 N				0.009753076	0.1327021	0.009361057	0.1314882
11/18/2019 13:08 N				0.009824377	0.1305405	0.009386884	0.1315106
11/18/2019 13:09 N				0.009505356	0.1334867	0.00939591	0.1316155
11/18/2019 13:10 N	12.2682	0	12.09549	0.009269574	0.1299321	0.00939781	0.1315434
11/18/2019 13:11 N				0.00909195	0.1292536	0.009377802	0.1313943
11/18/2019 13:12 N				0.009311579	0.1339731	0.009364918	0.1313948
11/18/2019 13:13 N				0.009227144	0.1324983	0.009354968	0.13147
11/18/2019 13:14 N				0.009614447	0.1323505	0.009361815	0.1315698
11/18/2019 13:15 N	12.20695	0	11.7803	0.00932867	0.1340877	0.009352203	0.1316446
11/18/2019 13:16 N				0.009529676	0.1341941	0.009360971	0.1317741
11/18/2019 13:17 N				0.00906055	0.1344333	0.009355353	0.1318896
11/18/2019 13:18 N				0.009235162	0.132541	0.009353433	0.1319823
11/18/2019 13:19 N				0.009148613	0.1339165	0.009355785	0.132096
11/18/2019 13:20 N	12.2682	0	12.28879	0.009397406	0.1345211	0.009370975	0.1323015
11/18/2019 13:21 N				0.009592088	0.1341935	0.009384302	0.1323973
11/18/2019 13:22 N				0.009056881	0.1323513	0.009369291	0.1324902
11/18/2019 13:23 N				0.008870777	0.1364149	0.009328937	0.1325904
11/18/2019 13:24 N				0.008945746	0.1346788	0.009297602	0.1328074
11/18/2019 13:25 N	12.20695	0	12.24051	0.008819245	0.1310049	0.009266093	0.1328346
11/18/2019 13:26 N				0.008665144	0.1381459	0.009237405	0.1329917
11/18/2019 13:27 N				0.008688367	0.1368282	0.009201773	0.1332175

11/18/2019 13:28 N				0.008385638	0.1377896	0.009166235	0.1334916
11/18/2019 13:29 N				0.009002363	0.1347072	0.009149417	0.1336424
11/18/2019 13:30 N	12.29445	0	12.04709	0.009096608	0.1354011	0.009146549	0.1337768
11/18/2019 13:31 N				0.008943032	0.1339026	0.009144796	0.1338765
11/18/2019 13:32 N				0.008749786	0.1345783	0.009132365	0.1338425
11/18/2019 13:33 N				0.00883707	0.1361548	0.009124804	0.1339216
11/18/2019 13:34 N				0.008804583	0.1362195	0.009106206	0.134071
11/18/2019 13:35 N	12.27695	0	12.14383	0.008689104	0.13518	0.009088581	0.1341386
11/18/2019 13:36 N				0.008353516	0.1370935	0.009053795	0.1342358
11/18/2019 13:37 N				0.008686127	0.1332949	0.009029781	0.1342725
11/18/2019 13:38 N				0.008584395	0.1362501	0.009006256	0.1344058
11/18/2019 13:39 N				0.008818369	0.1345478	0.008983178	0.1344786
11/18/2019 13:40 N	12.18945	0	11.99869	0.008863648	0.1371227	0.008968102	0.1345941
11/18/2019 13:41 N				0.00890616	0.136444	0.008953884	0.1347118
11/18/2019 13:42 N				0.009311886	0.137226	0.008966448	0.1348324
11/18/2019 13:43 N				0.008927698	0.1385518	0.008974822	0.1350872
11/18/2019 13:44 N				0.009123482	0.1402245	0.008971084	0.1353302
11/18/2019 13:45 N	12.32945	0	12.02292	0.008601974	0.1392334	0.008957511	0.1356187
11/18/2019 13:46 N				0.008801573	0.1372176	0.008930137	0.1357037
11/18/2019 13:47 N				0.00860332	0.1388071	0.008913938	0.1358656
11/18/2019 13:48 N				0.008884825	0.1379215	0.008898869	0.1359478
11/18/2019 13:49 N				0.008507952	0.1358833	0.008879353	0.1360506
11/18/2019 13:50 N	12.2507	0	11.87747	0.00859038	0.1326669	0.008871667	0.1359527
11/18/2019 13:51 N				0.008519306	0.1336647	0.008857184	0.1357993
11/18/2019 13:52 N				0.008774089	0.1353146	0.008844699	0.1357901
11/18/2019 13:53 N				0.008678587	0.1348505	0.008844572	0.1358111
11/18/2019 13:54 N				0.008526403	0.135363	0.0088315	0.1357787
11/18/2019 13:55 N	12.13694	0	11.65872	0.008669133	0.1354373	0.008824958	0.1356191
11/18/2019 13:56 N				0.008431365	0.1347865	0.008807726	0.1355571
11/18/2019 13:57 N				0.008529575	0.1341995	0.008790518	0.1355938
11/18/2019 13:58 N				0.008377452	0.1349538	0.008773225	0.1355535
11/18/2019 13:59 N				0.008890169	0.1343455	0.008767033	0.1353943
11/18/2019 14:00 N	12.3032	0	11.56125	0.008555381	0.1338179	0.008767306	0.1353315
11/18/2019 14:01 N				0.008388931	0.1378671	0.008760018	0.1354243
11/18/2019 14:02 N				0.008476365	0.1356958	0.008736257	0.1354741
11/18/2019 14:03 N				0.009271209	0.1392051	0.008800352	0.1355887
11/18/2019 14:04 N				0.008640959	0.1369827	0.008791097	0.135682
11/18/2019 14:05 N	12.13694	0	11.53683	0.008579783	0.1381239	0.008779209	0.1357806
11/18/2019 14:06 N				0.008472064	0.1378937	0.008752594	0.1359144
11/18/2019 14:07 N				0.008314994	0.1372064	0.008729208	0.1360377
11/18/2019 14:08 N				0.00816681	0.1376033	0.008701757	0.1361845
11/18/2019 14:09 N				0.008865327	0.1385711	0.008696754	0.1363156
11/18/2019 14:10 N	12.1807	0	11.39041	0.008650124	0.1396156	0.008697264	0.1364971
11/18/2019 14:11 N				0.008544401	0.1397102	0.008694419	0.136683
11/18/2019 14:12 N				0.00868665	0.1346092	0.008701796	0.1366758
11/18/2019 14:13 N				0.008979259	0.1357744	0.008700123	0.1366712
11/18/2019 14:14 N				0.008726883	0.1362181	0.00870697	0.1366369
11/18/2019 14:15 N	12.1982	0	11.65872	0.008768115	0.1367043	0.008717477	0.1366326
11/18/2019 14:16 N				0.008406365	0.1395214	0.008715181	0.1367581
11/18/2019 14:17 N				0.008514198	0.138006	0.008700888	0.1368661
11/18/2019 14:18 N				0.008821633	0.1369393	0.008690624	0.1369246
11/18/2019 14:19 N				0.009017735	0.1376179	0.00869392	0.136974
11/18/2019 14:20 N	12.2857	0	11.04727	0.008446485	0.1369081	0.0086977	0.1370167
11/18/2019 14:21 N				0.008806139	0.1368191	0.008707137	0.1370051
11/18/2019 14:22 N				0.008914476	0.1352264	0.008723168	0.1369404
11/18/2019 14:23 N				0.009091863	0.1396356	0.008739693	0.136979
11/18/2019 14:24 N				0.008843374	0.1379928	0.008745181	0.1370724
11/18/2019 14:25 N	12.32945	0	11.48807	0.00880846	0.1384174	0.008750229	0.1372115
11/18/2019 14:26 N				0.008857663	0.1395093	0.008763472	0.1373266
11/18/2019 14:27 N				0.008781351	0.1381848	0.008772662	0.1374047
11/18/2019 14:28 N				0.008892067	0.1373925	0.008782662	0.1374368
11/18/2019 14:29 N				0.008705107	0.1383641	0.008785368	0.1375102
11/18/2019 14:30 N	12.36446	0	10.97354	0.00874202	0.1353691	0.00878888	0.1373868
11/18/2019 14:31 N				0.008769241	0.137279	0.008805077	0.1373638
11/18/2019 14:32 N				0.008806558	0.1361763	0.008807515	0.1373361
11/18/2019 14:33 N				0.008894211	0.1396324	0.008807695	0.1374765
11/18/2019 14:34 N				0.008971093	0.1393218	0.00881551	0.1375915
11/18/2019 14:35 N	12.1807	0	11.12094	0.009249729	0.1426996	0.008833498	0.1377872
11/18/2019 14:36 N				0.009217111	0.1410399	0.008848108	0.1379944
11/18/2019 14:37 N				0.009130817	0.1404559	0.008867316	0.138115
11/18/2019 14:38 N				0.008966893	0.13832	0.008876449	0.1381674
11/18/2019 14:39 N				0.009180277	0.1383156	0.008888618	0.1382043
11/18/2019 14:40 N	12.22445	0	10.72702	0.009202558	0.1379455	0.008902045	0.138187
11/18/2019 14:41 N				0.009381365	0.1363365	0.0089125	0.1380949
11/18/2019 14:42 N				0.008853825	0.136783	0.008917645	0.1380583
11/18/2019 14:43 N				0.00883459	0.1391586	0.008909762	0.1380479
11/18/2019 14:44 N				0.00874065	0.138986	0.008902524	0.1381012
11/18/2019 14:45 N	12.18945	0	10.75174	0.00863374	0.1391357	0.008893287	0.1381953
11/18/2019 14:46 N				0.008585296	0.1379766	0.008878316	0.1382135
11/18/2019 14:47 N				0.009105407	0.1381481	0.008885978	0.1381784
11/18/2019 14:48 N				0.00855559	0.1381371	0.008864062	0.1381949
11/18/2019 14:49 N				0.00841317	0.1375909	0.008840051	0.1381761
11/18/2019 14:50 N	12.24195	0	10.87503	0.00832957	0.1365921	0.008825211	0.1381175
11/18/2019 14:51 N				0.008714518	0.1375375	0.008811394	0.1381006
11/18/2019 14:52 N				0.00895917	0.138319	0.008815645	0.1379988
11/18/2019 14:53 N				0.008561241	0.140321	0.008807552	0.1381752
11/18/2019 14:54 N				0.008296374	0.1399969	0.008781589	0.1382862
11/18/2019 14:55 N	12.18945	0	10.87503	0.008188688	0.1370971	0.008754335	0.1382754
11/18/2019 14:56 N				0.008140622	0.1405266	0.008718299	0.138295
11/18/2019 14:57 N				0.008404783	0.1422506	0.008680056	0.1385055
11/18/2019 14:58 N				0.008174395	0.140385	0.008649432	0.138648
11/18/2019 14:59 N				0.008113071	0.1408218	0.008618546	0.1387334
11/18/2019 15:00 N	12.2507	0	10.94894	0.008391246	0.1405756	0.008589672	0.1388289
11/18/2019 15:01 N				0.008485964	0.1413124	0.008567327	0.138899
11/18/2019 15:02 N				0.008570006	0.14094	0.008569393	0.139063
11/18/2019 15:03 N				0.008209615	0.1412288	0.008553017	0.1392416
11/18/2019 15:04 N				0.008472349	0.1401848	0.008548552	0.1393035
11/18/2019 15:05 N	12.1807	0	10.67764	0.008362181	0.1426148	0.008527229	0.1394242
11/18/2019 15:06 N				0.008046973	0.1414663	0.008502864	0.1395622
11/18/2019 15:07 N				0.008627412	0.1409537	0.008500075	0.1396672
11/18/2019 15:08 N				0.008310321	0.1407734	0.008484925	0.1396997
11/18/2019 15:09 N				0.008279869	0.1431693	0.008472849	0.139857
11/18/2019 15:10 N	12.14569	0	11.19455	0.008547388	0.1422772	0.008472444	0.1400093
11/18/2019 15:11 N				0.008194811	0.146054	0.008461094	0.1402962
11/18/2019 15:12 N				0.007886497	0.1410512	0.008436966	0.1404584
11/18/2019 15:13 N				0.008036369	0.1401442	0.008407379	0.1405466
11/18/2019 15:14 N				0.007902907	0.1401838	0.008378627	0.140616
11/18/2019 15:15 N	12.2682	0	11.21902	0.007727548	0.1433866	0.008340818	0.1406563
11/18/2019 15:16 N				0.007919011	0.1421649	0.008316231	0.1407334
11/18/2019 15:17 N				0.008212109	0.1396804	0.00831474	0.1407393
11/18/2019 15:18 N				0.008163149	0.1416078	0.008309666	0.1408471
11/18/2019 15:19 N				0.0087874	0.1407601	0.008320531	0.1409221

11/18/2019 15:20 N	12.3207	0	11.19455	0.008668135	0.1417855	0.008328513	0.1410259
11/18/2019 15:21 N				0.008796249	0.1427989	0.00836123	0.1410938
11/18/2019 15:22 N				0.009207591	0.1421798	0.00839805	0.141188
11/18/2019 15:23 N				0.008723811	0.1422323	0.008446222	0.1412767
11/18/2019 15:24 N				0.008397562	0.1430654	0.008433463	0.1413712
11/18/2019 15:25 N	12.12819	0	10.80112	0.008049984	0.1439166	0.008408525	0.1414936
11/18/2019 15:26 N				0.008024775	0.1431394	0.008378392	0.1416147
11/18/2019 15:27 N				0.007751987	0.142736	0.008336494	0.1416538
11/18/2019 15:28 N				0.00789681	0.1399853	0.008306891	0.1416102
11/18/2019 15:29 N				0.007625699	0.1426795	0.008270077	0.1416226
11/18/2019 15:30 N	12.15444	0	11.12094	0.007942622	0.1444245	0.008246789	0.1416966
11/18/2019 15:31 N				0.007965785	0.1425833	0.008232353	0.1417705
11/18/2019 15:32 N				0.00807526	0.1443059	0.008218969	0.141977
11/18/2019 15:33 N				0.007994449	0.1421244	0.008212685	0.142043
11/18/2019 15:34 N				0.007984726	0.1426511	0.008214036	0.1420231
11/18/2019 15:35 N	12.2157	0	10.92429	0.008030564	0.1434172	0.008201604	0.1420541
11/18/2019 15:36 N				0.008240625	0.1435522	0.008205075	0.142207
11/18/2019 15:37 N				0.007948985	0.143516	0.008180486	0.142297
11/18/2019 15:38 N				0.008042824	0.1423376	0.008164907	0.1423953
11/18/2019 15:39 N				0.007979712	0.1441556	0.008153494	0.1424466
11/18/2019 15:40 N	12.17194	0	11.12094	0.00776808	0.1441778	0.008146591	0.1425344
11/18/2019 15:41 N				0.008055014	0.1446395	0.008138519	0.1426221
11/18/2019 15:42 N				0.008010919	0.1463868	0.008128836	0.1427654
11/18/2019 15:43 N				0.007902627	0.1471949	0.008112117	0.1430601
11/18/2019 15:44 N				0.007895678	0.143355	0.008099753	0.1431096
11/18/2019 15:45 N	12.17194	0	10.82578	0.008006526	0.1439274	0.008086913	0.1431665
11/18/2019 15:46 N				0.00821337	0.1457835	0.008081615	0.1432849
11/18/2019 15:47 N				0.007761921	0.1440683	0.008070746	0.1433016
11/18/2019 15:48 N				0.007884387	0.1427798	0.008061877	0.143303
11/18/2019 15:49 N				0.00809183	0.1446009	0.008069733	0.1433129
11/18/2019 15:50 N	12.17194	0	10.80112	0.007822542	0.1427845	0.008078055	0.1433375
11/18/2019 15:51 N				0.007767039	0.1445492	0.008062148	0.1433199
11/18/2019 15:52 N				0.007860431	0.1437868	0.008051684	0.143438
11/18/2019 15:53 N				0.007895394	0.1427349	0.008034519	0.1434276
11/18/2019 15:54 N				0.007870436	0.1418347	0.008024801	0.1433369
11/18/2019 15:55 N	12.3032	0	11.04727	0.007851268	0.1460416	0.008003964	0.1433781
11/18/2019 15:56 N				0.007845883	0.1442246	0.007990703	0.1434416
11/18/2019 15:57 N				0.007652942	0.1417627	0.007981318	0.1433717
11/18/2019 15:58 N				0.007769345	0.1419328	0.007973735	0.1433126
11/18/2019 15:59 N				0.008024968	0.1422584	0.007989135	0.1432119
11/18/2019 16:00 N	12.18945	0	10.67764	0.007851556	0.1439048	0.008002497	0.1431493
11/18/2019 16:01 N				0.008151283	0.1442052	0.008002505	0.143133
11/18/2019 16:02 N				0.008128002	0.1451998	0.008012906	0.1433036
11/18/2019 16:03 N				0.007932356	0.1452142	0.007996084	0.1434295
11/18/2019 16:04 N				0.007698453	0.1486784	0.007987624	0.1436548
11/18/2019 16:05 N	12.12819	0	10.67764	0.007862759	0.1481069	0.007984034	0.143888
11/18/2019 16:06 N				0.008401209	0.1490871	0.007989457	0.1441852
11/18/2019 16:07 N				0.008017537	0.1466708	0.007997446	0.1444189
11/18/2019 16:08 N				0.007944667	0.1509089	0.007989003	0.144793
11/18/2019 16:09 N				0.008606006	0.1508051	0.008006008	0.1451896
11/18/2019 16:10 N	12.3207	0	10.33066	0.008316146	0.1535954	0.008017472	0.1456062
11/18/2019 16:11 N				0.008508883	0.1573987	0.008042375	0.146145
11/18/2019 16:12 N				0.008913686	0	0.008071489	0

Reading Date	Limit	Vcommon Modem Volts	Vbattery Modem Volts	Temperature Modem degC	Dust Dust mg/m3	Voc Voc ppm	Dust - 15m Ave Dust - 15m Ave mg/m3	15m Ave Voc Avg Voc ppm
11/19/2019 7:38	N				0.0108509	0.09225333	0.000483792	0.08913504
11/19/2019 7:39	N				0.01099962	0.1134185	0.001129506	0.09015594
11/19/2019 7:40	N	12.60072	0	17.97519	0.009514334	0.1271759	0.001640801	0.09218343
11/19/2019 7:41	N				0.00967159	0.1439826	0.002179269	0.09510779
11/19/2019 7:42	N				0.008991161	0.157635	0.002605077	0.09877639
11/19/2019 7:43	N				0.009015586	0.1720932	0.003011052	0.1030661
11/19/2019 7:44	N				0.009022467	0.1853932	0.003383948	0.1079158
11/19/2019 7:45	N	12.41696	0	17.68033	0.008950215	0.1960001	0.003709529	0.1131748
11/19/2019 7:46	N				0.009244964	0.2065952	0.004061345	0.1187972
11/19/2019 7:47	N				0.01021784	0.2159488	0.004421694	0.1247702
11/19/2019 7:48	N				0.01154309	0.2250429	0.004818926	0.1308425
11/19/2019 7:49	N				0.01280897	0.2331995	0.005295769	0.1370778
11/19/2019 7:50	N	12.43446	0	16.65384	0.01534852	0.2429799	0.005867067	0.1434671
11/19/2019 7:51	N				0.0161912	0.2490856	0.006490059	0.1499296
11/19/2019 7:52	N				0.01583803	0.255797	0.007104075	0.1565348
11/19/2019 7:53	N				0.01382785	0.2617199	0.007575888	0.1629782
11/19/2019 7:54	N				0.01679129	0.2676397	0.008018333	0.1693416
11/19/2019 7:55	N	12.51321	0	15.6174	0.01554898	0.2711953	0.008578818	0.1757266
11/19/2019 7:56	N				0.01535099	0.2738433	0.00900778	0.1817835
11/19/2019 7:57	N				0.01919762	0.2796234	0.00952651	0.18778
11/19/2019 7:58	N				0.0199351	0.2837638	0.01018047	0.1938125
11/19/2019 7:59	N				0.02288829	0.2886366	0.01089435	0.199627
11/19/2019 8:00	N	12.37321	0	14.4758	0.02202915	0.2914725	0.01161386	0.2053475
11/19/2019 8:01	N				0.02241658	0.2963924	0.01228172	0.2109306
11/19/2019 8:02	N				0.02350521	0.300537	0.01296425	0.2164637
11/19/2019 8:03	N				0.02491757	0.3042295	0.01365857	0.2219048
11/19/2019 8:04	N				0.02609388	0.308382	0.01442735	0.2271646
11/19/2019 8:05	N	12.46071	0	13.12814	0.02225061	0.3191116	0.01506368	0.2325252
11/19/2019 8:06	N				0.01396965	0.3155252	0.01514928	0.2380159
11/19/2019 8:07	N				0.01193204	0.3142124	0.01493857	0.2426571
11/19/2019 8:08	N				0.0112107	0.3205409	0.01472234	0.2474072
11/19/2019 8:09	N				0.01134078	0.3216141	0.01451236	0.2521115
11/19/2019 8:10	N	12.31195	0	12.28879	0.01110145	0.3239424	0.01431749	0.2565104
11/19/2019 8:11	N				0.01114267	0.3219138	0.01411111	0.2605859
11/19/2019 8:12	N				0.01121851	0.3249789	0.01393079	0.2645642
11/19/2019 8:13	N				0.0157245	0.335584	0.01391549	0.2687151
11/19/2019 8:14	N				0.01286565	0.3312427	0.01391619	0.2727228
11/19/2019 8:15	N	12.3382	0	11.24356	0.01155546	0.3290122	0.01380446	0.2763224
11/19/2019 8:16	N				0.01327349	0.3293651	0.01377049	0.2797792
11/19/2019 8:17	N				0.01479411	0.3395161	0.01380239	0.2833447
11/19/2019 8:18	N				0.01537558	0.3521577	0.01387089	0.2874483
11/19/2019 8:19	N				0.01531552	0.3560896	0.01396915	0.2918228
11/19/2019 8:20	N	12.42571	0	10.80112	0.01556575	0.3558741	0.01406363	0.2958807
11/19/2019 8:21	N				0.01499475	0.3532761	0.01413994	0.2994667
11/19/2019 8:22	N				0.01637702	0.3510918	0.01427295	0.302784
11/19/2019 8:23	N				0.01595159	0.3491461	0.01437956	0.3057681
11/19/2019 8:24	N				0.01754646	0.3582853	0.01454496	0.3088648
11/19/2019 8:25	N	12.3382	0	9.956696	0.01616508	0.3602805	0.01463369	0.3119982
11/19/2019 8:26	N				0.01714665	0.3616277	0.01475481	0.315124
11/19/2019 8:27	N				0.01687251	0.3541213	0.0148982	0.3176925
11/19/2019 8:28	N				0.01724067	0.3636014	0.01503599	0.3202557
11/19/2019 8:29	N				0.01747021	0.3719822	0.01518658	0.3233737
11/19/2019 8:30	N	12.34696	0	9.10025	0.01757454	0.3716329	0.01532789	0.3263767
11/19/2019 8:31	N				0.01749962	0.3710037	0.0154554	0.3292824
11/19/2019 8:32	N				0.0171514	0.3702363	0.01556564	0.3318523
11/19/2019 8:33	N				0.01807946	0.3667181	0.01569997	0.33413
11/19/2019 8:34	N				0.01816278	0.3633387	0.01585953	0.3360431
11/19/2019 8:35	N	12.2682	0	9.403961	0.01848003	0.3630906	0.01602108	0.337714
11/19/2019 8:36	N				0.01827714	0.3639086	0.01616911	0.3393112
11/19/2019 8:37	N				0.01809287	0.3647816	0.01629401	0.3408898
11/19/2019 8:38	N				0.01807141	0.3696423	0.01641495	0.3425259
11/19/2019 8:39	N				0.0175773	0.3677225	0.01649431	0.3442293
11/19/2019 8:40	N	12.47821	0	8.820404	0.01646722	0.3690445	0.01650389	0.3456115
11/19/2019 8:41	N				0.01549622	0.368358	0.01648187	0.3470249
11/19/2019 8:42	N				0.01790092	0.3763464	0.01653626	0.3488138
11/19/2019 8:43	N				0.01759753	0.3773606	0.0166296	0.3505504
11/19/2019 8:44	N				0.01639852	0.3735149	0.01664387	0.3520629
11/19/2019 8:45	N	12.46946	0	8.820404	0.01629002	0.3750612	0.01663058	0.3535028
11/19/2019 8:46	N				0.01693964	0.3735326	0.01664335	0.3547524
11/19/2019 8:47	N				0.01583591	0.3739413	0.01662821	0.3560051
11/19/2019 8:48	N				0.01799634	0.3764942	0.01669591	0.3572934
11/19/2019 8:49	N				0.01784385	0.3758178	0.0167643	0.3584504
11/19/2019 8:50	N	12.38196	0	8.049896	0.01881136	0.3818097	0.01690815	0.3598166
11/19/2019 8:51	N				0.01931261	0.3849305	0.01703779	0.3612768
11/19/2019 8:52	N				0.0191595	0.3850579	0.01716986	0.3627582
11/19/2019 8:53	N				0.018383	0.383445	0.01726206	0.3640652
11/19/2019 8:54	N				0.01712997	0.3814833	0.0172805	0.3652368
11/19/2019 8:55	N	12.3382	0	8.436493	0.01836047	0.3844665	0.01735292	0.366441
11/19/2019 8:56	N				0.01772505	0.3864689	0.01741026	0.3676307
11/19/2019 8:57	N				0.01814331	0.3855363	0.01747086	0.368735
11/19/2019 8:58	N				0.02002398	0.3881272	0.01757039	0.3698481
11/19/2019 8:59	N				0.01995004	0.388614	0.0177239	0.3709582
11/19/2019 9:00	N	12.42571	0	8.462128	0.01916617	0.3860215	0.01782378	0.3719367
11/19/2019 9:01	N				0.01980492	0.3882376	0.01794532	0.3729421
11/19/2019 9:02	N				0.0198475	0.3893591	0.01807433	0.3739528
11/19/2019 9:03	N				0.0210312	0.391579	0.01821659	0.3749751
11/19/2019 9:04	N				0.02115683	0.3925554	0.01839663	0.3760833
11/19/2019 9:05	N	12.3207	0	7.764496	0.02054238	0.394022	0.01854482	0.3771306
11/19/2019 9:06	N				0.01997132	0.3928045	0.01864326	0.3781195
11/19/2019 9:07	N				0.01955191	0.3921467	0.01873037	0.3790349
11/19/2019 9:08	N				0.01906971	0.3942009	0.01873516	0.3798988
11/19/2019 9:09	N				0.01987928	0.3951944	0.01879469	0.3808613
11/19/2019 9:10	N	12.27695	0	8.487885	0.01964918	0.3959629	0.01885144	0.3818355
11/19/2019 9:11	N				0.01886961	0.3983693	0.0188773	0.3828602
11/19/2019 9:12	N				0.01973396	0.395338	0.01893746	0.3837525
11/19/2019 9:13	N				0.02007394	0.3973297	0.01898126	0.3845835
11/19/2019 9:14	N				0.02077292	0.4036211	0.01906866	0.3855866
11/19/2019 9:15	N	12.29445	0	8.179047	0.01921575	0.3970746	0.01909807	0.386471
11/19/2019 9:16	N				0.01953891	0.3991596	0.01915034	0.3872179
11/19/2019 9:17	N				0.0203041	0.4032017	0.01917323	0.3880746
11/19/2019 9:18	N				0.02088083	0.4086397	0.0192613	0.3892628
11/19/2019 9:19	N				0.02083147	0.4091901	0.0193716	0.3905591
11/19/2019 9:20	N	12.42571	0	8.179047	0.02001549	0.4058051	0.01940854	0.3915657
11/19/2019 9:21	N				0.02060322	0.408232	0.01949149	0.392565
11/19/2019 9:22	N				0.02044404	0.4116693	0.01959629	0.393714
11/19/2019 9:23	N				0.02119441	0.4149485	0.01967984	0.3948735
11/19/2019 9:24	N				0.0211864	0.4163615	0.01977812	0.396172
11/19/2019 9:25	N	12.2682	0	8.487885	0.02189364	0.4508818	0.01990188	0.3985118
11/19/2019 9:26	N				0.02217462	0.4539762	0.02002637	0.4020174
11/19/2019 9:27	N				0.02245829	0.4551777	0.02016774	0.4052783
11/19/2019 9:28	N				0.02395511	0.4589674	0.02035701	0.4085498

11/19/2019 9:29 N				0.02657617	0.4641035	0.02062907	0.4118299
11/19/2019 9:30 N	12.29445	0	8.462128	0.02669858	0.4637749	0.02105837	0.4151521
11/19/2019 9:31 N				0.02559278	0.4637889	0.02136854	0.4181596
11/19/2019 9:32 N				0.02743502	0.4650276	0.02170921	0.4210511
11/19/2019 9:33 N				0.02740087	0.4661953	0.02207793	0.423844
11/19/2019 9:34 N				0.03334859	0.4703787	0.02264407	0.4266466
11/19/2019 9:35 N	12.44321	0	8.590363	0.03712184	0.4736843	0.0234077	0.429493
11/19/2019 9:36 N				0.03806494	0.4732029	0.02423412	0.4321484
11/19/2019 9:37 N				0.04004052	0.4715183	0.02524864	0.4346703
11/19/2019 9:38 N				0.04214868	0.4724685	0.02624258	0.4369807
11/19/2019 9:39 N				0.03963636	0.471511	0.02717282	0.4391325
11/19/2019 9:40 N	12.25945	0	8.282135	0.04024507	0.4708674	0.02799598	0.4411041
11/19/2019 9:41 N				0.04045726	0.4728158	0.02879531	0.4430836
11/19/2019 9:42 N				0.04086725	0.4753788	0.02949747	0.4451169
11/19/2019 9:43 N				0.04080053	0.4750696	0.03020059	0.44699
11/19/2019 9:44 N				0.04036051	0.4749615	0.03085025	0.4487666
11/19/2019 9:45 N	12.37321	0	8.590363	0.03862258	0.4799259	0.0313703	0.450587
11/19/2019 9:46 N				0.03849251	0.4800001	0.03181626	0.4524469
11/19/2019 9:47 N				0.03803365	0.4813976	0.03223078	0.4542234
11/19/2019 9:48 N				0.03691652	0.4818769	0.03252926	0.4559497
11/19/2019 9:49 N				0.03638	0.4821917	0.03278745	0.4575939
11/19/2019 9:50 N	12.2507	0	8.718292	0.03365232	0.4803534	0.03293955	0.4590755
11/19/2019 9:51 N				0.03253275	0.4770063	0.03290226	0.4602379
11/19/2019 9:52 N				0.03113083	0.4761429	0.03278565	0.4612246
11/19/2019 9:53 N				0.02978989	0.4773066	0.03265585	0.4622301
11/19/2019 9:54 N				0.02999358	0.480476	0.03250455	0.4633023
11/19/2019 9:55 N	12.35571	0	8.667145	0.03023027	0.4795923	0.03239007	0.4643929
11/19/2019 9:56 N				0.02977773	0.480956	0.03224128	0.4653572
11/19/2019 9:57 N				0.03007057	0.4853458	0.03208821	0.4664922
11/19/2019 9:58 N				0.03044784	0.4893362	0.03197375	0.4678144
11/19/2019 9:59 N				0.03422673	0.4874011	0.03207811	0.4691232
11/19/2019 10:00 N	12.2682	0	9.125641	0.03271504	0.4905652	0.03215535	0.4704113
11/19/2019 10:01 N				0.02449911	0.4865355	0.03178318	0.4716201
11/19/2019 10:02 N				0.02635127	0.4970373	0.03143302	0.4730231
11/19/2019 10:03 N				0.02686391	0.4928929	0.03116754	0.4744034
11/19/2019 10:04 N				0.02739977	0.4938111	0.03092131	0.4755192
11/19/2019 10:05 N	12.3032	0	9.201691	0.02414352	0.4950838	0.0305769	0.4767994
11/19/2019 10:06 N				0.02112744	0.4929155	0.03006398	0.4779056
11/19/2019 10:07 N				0.01853101	0.4884549	0.029403	0.4787082
11/19/2019 10:08 N				0.01791999	0.4862024	0.02869375	0.4791345
11/19/2019 10:09 N				0.0173433	0.4892798	0.02798155	0.479713
11/19/2019 10:10 N	12.39946	0	8.871368	0.0162112	0.4809482	0.02725859	0.480061
11/19/2019 10:11 N				0.01678905	0.4813002	0.02658252	0.4800017
11/19/2019 10:12 N				0.01835804	0.4719372	0.02606123	0.4796705
11/19/2019 10:13 N				0.0189361	0.4736503	0.02560925	0.4792707
11/19/2019 10:14 N				0.01822051	0.4774007	0.02515954	0.4789615
11/19/2019 10:15 N	12.31195	0	9.302948	39.49654	0.4834994	10.03299	0.479195
11/19/2019 10:16 N				0.0949876	0.4776971	9.39694	0.479284
11/19/2019 10:17 N				0.01481552	0.4716284	8.80122	0.4789806
11/19/2019 10:18 N				0.01338106	0.4732933	8.252403	0.4786084
11/19/2019 10:19 N				0.01378292	0.4716147	7.737838	0.4782088
11/19/2019 10:20 N	12.3382	0	9.42923	0.01394724	0.4693674	7.25543	0.4777052
11/19/2019 10:21 N				0.0135814	0.4698285	6.803161	0.477173
11/19/2019 10:22 N				0.01290081	0.4700685	6.379087	0.4767216
11/19/2019 10:23 N				0.01344991	0.4717989	5.974851	0.4763038
11/19/2019 10:24 N				0.01382332	0.4714968	5.602509	0.4760565
11/19/2019 10:25 N	12.20695	0	8.998688	0.01410077	0.4727629	5.253463	0.4757462
11/19/2019 10:26 N				0.0137881	0.4696832	4.926214	0.4754401
11/19/2019 10:27 N				0.01383894	0.4673781	4.619392	0.4750289
11/19/2019 10:28 N				0.01425375	0.466734	4.326962	0.4745248
11/19/2019 10:29 N				0.01399074	0.4658841	4.0576	0.4740352
11/19/2019 10:30 N	12.27695	0	9.07486	0.01387859	0.4651654	3.805056	0.4734215
11/19/2019 10:31 N				0.0147863	0.4680809	3.572233	0.4729731
11/19/2019 10:32 N				0.01449637	0.4683354	3.350058	0.4726756
11/19/2019 10:33 N				0.01533965	0.4692801	3.141778	0.4724533
11/19/2019 10:34 N				0.01515197	0.4738332	2.943253	0.4723681
11/19/2019 10:35 N	12.36446	0	9.630768	0.01617111	0.4746416	2.760441	0.472573
11/19/2019 10:36 N				0.01653332	0.4727756	2.594769	0.472556
11/19/2019 10:37 N				0.0177179	0.4740603	2.433767	0.4726261
11/19/2019 10:38 N				0.01856876	0.470358	2.282898	0.4725643
11/19/2019 10:39 N				0.01858491	0.4716614	2.139101	0.4724301
11/19/2019 10:40 N	12.24195	0	9.731232	0.01856021	0.4705248	2.006661	0.4724191
11/19/2019 10:41 N				0.02018066	0.4760555	1.882521	0.472495
11/19/2019 10:42 N				0.01953775	0.4778771	1.766154	0.4727947
11/19/2019 10:43 N				0.01927226	0.4771216	1.657046	0.4731272
11/19/2019 10:44 N				0.01877969	0.4786582	1.554751	0.4733356
11/19/2019 10:45 N	12.3032	0	9.681	0.01880655	0.483527	1.457211	0.4738917
11/19/2019 10:46 N				0.01812892	0.4838364	1.368848	0.4745722
11/19/2019 10:47 N				0.01637197	0.4825834	1.284414	0.4750646
11/19/2019 10:48 N				0.0164094	0.4765878	1.205207	0.475251
11/19/2019 10:49 N				0.01694245	0.4738641	1.13098	0.4752439
11/19/2019 10:50 N	12.35571	0	9.706146	0.01681558	0.4746228	1.060243	0.4751409
11/19/2019 10:51 N				0.0167271	0.4768459	0.9939954	0.4753242
11/19/2019 10:52 N				0.01699736	0.4803247	0.9329718	0.4754868
11/19/2019 10:53 N				0.01725613	0.481926	0.8757646	0.4757833
11/19/2019 10:54 N				0.01689591	0.477466	0.8221201	0.4759104
11/19/2019 10:55 N	12.3382	0	9.98172	0.01731956	0.4751642	0.7718424	0.4759218
11/19/2019 10:56 N				0.01725805	0.4774773	0.723937	0.475992
11/19/2019 10:57 N				0.01730595	0.483356	0.6797994	0.4762121
11/19/2019 10:58 N				0.01716685	0.4832662	0.6384083	0.4766995
11/19/2019 10:59 N				0.01666117	0.4867758	0.5995892	0.4773412
11/19/2019 11:00 N	12.1982	0	9.931671	0.01638932	0.4821174	0.5631618	0.477627
11/19/2019 11:01 N				0.01634989	0.4938319	0.5290149	0.4783466
11/19/2019 11:02 N				0.01684832	0.4881642	0.4970144	0.4791284
11/19/2019 11:03 N				0.01676797	0.492757	0.4670233	0.4797623
11/19/2019 11:04 N				0.01737355	0.4858198	0.4389171	0.4803178
11/19/2019 11:05 N	12.31195	0	10.15646	0.01776428	0.4891453	0.412595	0.4807428
11/19/2019 11:06 N				0.0175708	0.4946773	0.3875136	0.4815961
11/19/2019 11:07 N				0.01737017	0.4907977	0.3640178	0.4820513
11/19/2019 11:08 N				0.01760719	0.4957147	0.3423801	0.4827223
11/19/2019 11:09 N				0.01750892	0.4884856	0.3220827	0.4833946
11/19/2019 11:10 N	12.2857	0	9.831573	0.01718015	0.4954335	0.3030608	0.4842257
11/19/2019 11:11 N				0.01660649	0.4975548	0.2851863	0.4848251
11/19/2019 11:12 N				0.01647207	0.4965312	0.2681306	0.4856802
11/19/2019 11:13 N				0.01684263	0.5042312	0.252423	0.4868724
11/19/2019 11:14 N				0.01772228	0.5039285	0.2377715	0.4879896
11/19/2019 11:15 N	12.25945	0	10.43002	0.01673227	0.5095738	0.2240169	0.4893329
11/19/2019 11:16 N				0.01688778	0.5153494	0.2110921	0.4908461
11/19/2019 11:17 N				0.01652726	0.509645	0.1989399	0.4920886
11/19/2019 11:18 N				0.0163653	0.4961524	0.1873559	0.4924963
11/19/2019 11:19 N				0.01654068	0.5086007	0.176688	0.4933712
11/19/2019 11:20 N	12.3382	0	10.5787	0.01650556	0.5040735	0.1666703	0.4941199

11/19/2019 11:21 N				0.01529378	0.4958498	0.1572284	0.4946228
11/19/2019 11:22 N				0.01513306	0.4887695	0.1483558	0.4944244
11/19/2019 11:23 N				0.01289204	0.4869635	0.1397943	0.4937453
11/19/2019 11:24 N				0.01375513	0.4908578	0.1318941	0.4935574
11/19/2019 11:25 N	12.17194	0	10.82578	0.01416194	0.481034	0.124543	0.4929205
11/19/2019 11:26 N				0.0143643	0.4813875	0.1176597	0.4920537
11/19/2019 11:27 N				0.0148435	0.4899287	0.1112342	0.491479
11/19/2019 11:28 N				0.01614346	0.5009161	0.1052613	0.4918194
11/19/2019 11:29 N				0.01640372	0.511862	0.09963001	0.4928011
11/19/2019 11:30 N	12.1807	0	10.87503	0.0162346	0.5026097	0.09442818	0.4936768
11/19/2019 11:31 N				0.01647642	0.4923623	0.08956002	0.4937621
11/19/2019 11:32 N				0.01613858	0.4926172	0.0849988	0.4937346
11/19/2019 11:33 N				0.01732615	0.4915449	0.08071789	0.4937404
11/19/2019 11:34 N				0.01959146	0.4964414	0.07679713	0.4938276
11/19/2019 11:35 N	12.18945	0	11.09641	0.02130802	0.4938407	0.07330906	0.4940105
11/19/2019 11:36 N				0.02132967	0.4833744	0.07008239	0.4934508
11/19/2019 11:37 N				0.02193532	0.4907495	0.06706682	0.4931008
11/19/2019 11:38 N				0.02206779	0.4872287	0.06424784	0.4929175
11/19/2019 11:39 N				0.02133755	0.481993	0.06161385	0.4924027
11/19/2019 11:40 N	12.2857	0	11.21902	0.01884451	0.4757409	0.05888716	0.4913725
11/19/2019 11:41 N				0.01931773	0.4752536	0.05639935	0.4905128
11/19/2019 11:42 N				0.01933456	0.4712391	0.05409013	0.489379
11/19/2019 11:43 N				0.01979758	0.4821789	0.05194034	0.4886187
11/19/2019 11:44 N				0.02010708	0.4737055	0.04993671	0.4879496
11/19/2019 11:45 N	12.11069	0	11.65872	0.02233044	0.4717028	0.04820589	0.4869018
11/19/2019 11:46 N				0.02267451	0.4857123	0.04663715	0.4865455
11/19/2019 11:47 N				0.02136124	0.4828426	0.04509117	0.486405
11/19/2019 11:48 N				0.01926608	0.4774162	0.04350819	0.4859499
11/19/2019 11:49 N				0.01760817	0.478425	0.04193387	0.4855512
11/19/2019 11:50 N	12.25945	0	11.51248	0.014762	0.475076	0.04031173	0.4852005
11/19/2019 11:51 N				0.01462339	0.4728879	0.03864474	0.4843366
11/19/2019 11:52 N				0.01438532	0.4768251	0.0371365	0.4837121
11/19/2019 11:53 N				0.01312166	0.4686019	0.03567242	0.4830641
11/19/2019 11:54 N				0.01294209	0.4700524	0.03425527	0.4820768
11/19/2019 11:55 N	12.24195	0	11.46365	0.01325176	0.4727749	0.03293963	0.4814715
11/19/2019 11:56 N				0.01400153	0.4691653	0.0317169	0.4807594
11/19/2019 11:57 N				0.01407559	0.4694631	0.03062205	0.4800622
11/19/2019 11:58 N				0.01429598	0.4736127	0.02960225	0.4795005
11/19/2019 11:59 N				0.01405638	0.4673654	0.02863835	0.4789265
11/19/2019 12:00 N	12.24195	0	11.46365	0.01461524	0.4671556	0.0277404	0.478162
11/19/2019 12:01 N				0.01435165	0.4681548	0.02690154	0.4774855
11/19/2019 12:02 N				0.01412326	0.466863	0.02611383	0.476944
11/19/2019 12:03 N				0.01395936	0.4727684	0.02536566	0.4765275
11/19/2019 12:04 N				0.01398525	0.4755629	0.02466422	0.4763936
11/19/2019 12:05 N	12.24195	0	11.99869	0.01452991	0.4704233	0.02401546	0.4761118
11/19/2019 12:06 N				0.01467084	0.4721594	0.02341908	0.475809
11/19/2019 12:07 N				0.01461695	0.4762189	0.02285642	0.4757879
11/19/2019 12:08 N				0.01472616	0.4766461	0.02233671	0.4758337
11/19/2019 12:09 N				0.01386742	0.4766123	0.02183827	0.4759156
11/19/2019 12:10 N	12.16319	0	11.99869	0.01328807	0.4750257	0.02132997	0.4758384
11/19/2019 12:11 N				0.01245677	0.4744654	0.0208016	0.475745
11/19/2019 12:12 N				0.01313218	0.4724633	0.0203165	0.4755344
11/19/2019 12:13 N				0.01409136	0.4703695	0.01990158	0.4752142
11/19/2019 12:14 N				0.01447654	0.4707372	0.01955238	0.4750366
11/19/2019 12:15 N	12.16319	0	12.38516	0.01499291	0.4752047	0.01925419	0.4749401
11/19/2019 12:16 N				0.01524805	0.4756027	0.01898834	0.475002
11/19/2019 12:17 N				0.01525718	0.4676392	0.0187403	0.4746268
11/19/2019 12:18 N				0.01520514	0.4710617	0.01851824	0.4743326
11/19/2019 12:19 N				0.01536544	0.4724202	0.01831825	0.4741637
11/19/2019 12:20 N	12.17194	0	12.19217	0.01500756	0.470332	0.01812039	0.4740291
11/19/2019 12:21 N				0.01535485	0.4748288	0.01795226	0.4739317
11/19/2019 12:22 N				0.01541683	0.4748172	0.0177871	0.473945
11/19/2019 12:23 N				0.01513445	0.4715118	0.01763671	0.4739059
11/19/2019 12:24 N				0.01516451	0.4662175	0.01748843	0.4734963
11/19/2019 12:25 N	12.24195	0	12.45743	0.01552078	0.4672033	0.01735245	0.4729748
11/19/2019 12:26 N				0.01557972	0.4708576	0.01725698	0.4727829
11/19/2019 12:27 N				0.01655912	0.4651527	0.01720034	0.472421
11/19/2019 12:28 N				0.01723339	0.4673148	0.01719323	0.4720433
11/19/2019 12:29 N				0.01603404	0.4692532	0.01713428	0.4718254
11/19/2019 12:30 N	12.1807	0	12.64969	0.0161953	0.4673383	0.01707303	0.4716311
11/19/2019 12:31 N				0.01634761	0.4617591	0.01703794	0.4710789
11/19/2019 12:32 N				0.01631024	0.4611155	0.0169923	0.4704475
11/19/2019 12:33 N				0.015776	0.4600291	0.01691727	0.4697772
11/19/2019 12:34 N				0.01584738	0.4600337	0.01685646	0.4691866
11/19/2019 12:35 N	12.24195	0	12.6257	0.01566446	0.4594808	0.01677938	0.4685957
11/19/2019 12:36 N				0.01584854	0.459208	0.01672615	0.468024
11/19/2019 12:37 N				0.01585802	0.4583625	0.01667637	0.4674572
11/19/2019 12:38 N				0.01624463	0.4591724	0.0166395	0.4669128
11/19/2019 12:39 N				0.01689425	0.4560201	0.01675706	0.466296
11/19/2019 12:40 N	12.22445	0	12.57761	0.01567204	0.4525771	0.0167402	0.4655601
11/19/2019 12:41 N				0.01539158	0.4531004	0.01665187	0.4647626
11/19/2019 12:42 N				0.015145	0.4517097	0.01658266	0.4639582
11/19/2019 12:43 N				0.01500762	0.4491653	0.0164826	0.4630687
11/19/2019 12:44 N				0.01465624	0.4489409	0.01638584	0.4622169
11/19/2019 12:45 N	12.2507	0	12.50552	0.01432762	0.4473938	0.01627755	0.4613363
11/19/2019 12:46 N				0.01395476	0.4471744	0.01612956	0.4604725
11/19/2019 12:47 N				0.01404484	0.447263	0.01600174	0.459591
11/19/2019 12:48 N				0.01379041	0.447771	0.01587537	0.4587897
11/19/2019 12:49 N				0.01392466	0.4485793	0.01575693	0.4581118
11/19/2019 12:50 N	12.11944	0	12.38516	0.01351908	0.4463648	0.01564785	0.4574556
11/19/2019 12:51 N				0.01224162	0.4457783	0.01545253	0.4567468
11/19/2019 12:52 N				0.01227981	0.4451184	0.01524544	0.4560439
11/19/2019 12:53 N				0.01489098	0.446653	0.015156	0.455438
11/19/2019 12:54 N				0.01309136	0.4462068	0.01504439	0.4548544
11/19/2019 12:55 N	12.24195	0	12.36105	0.0124089	0.4451753	0.01489385	0.4542677
11/19/2019 12:56 N				0.01225861	0.4457501	0.01473664	0.4537216
11/19/2019 12:57 N				0.0122885	0.4450791	0.01457994	0.4531864
11/19/2019 12:58 N				0.01189537	0.4428968	0.01443043	0.4525662
11/19/2019 12:59 N				0.0126641	0.4422805	0.01431205	0.4519464
11/19/2019 13:00 N	12.27695	0	12.16806	0.01307347	0.4453503	0.0142269	0.4514508
11/19/2019 13:01 N				0.01325345	0.4438834	0.01417369	0.4509879
11/19/2019 13:02 N				0.0142606	0.4451484	0.01414697	0.4505406
11/19/2019 13:03 N				0.01435469	0.4457774	0.01413153	0.4502184
11/19/2019 13:04 N				0.01323199	0.4454269	0.01409384	0.4498672
11/19/2019 13:05 N	12.11944	0	11.68301	0.01318667	0.4457547	0.01404068	0.4496109
11/19/2019 13:06 N				0.01305026	0.4476509	0.01398627	0.4496456
11/19/2019 13:07 N				0.01319065	0.4475604	0.0139407	0.4495254
11/19/2019 13:08 N				0.01261098	0.441727	0.01386229	0.4491004
11/19/2019 13:09 N				0.01213422	0.4418823	0.01377461	0.4486561
11/19/2019 13:10 N	12.20695	0	11.85318	0.01270649	0.4407867	0.01369384	0.4481315
11/19/2019 13:11 N				0.01266737	0.4423537	0.01362885	0.4477438
11/19/2019 13:12 N				0.01281122	0.4429104	0.01356262	0.447405

11/19/2019 13:13	N				0.01277171	0.4441381	0.01351177	0.4471719
11/19/2019 13:14	N				0.0128397	0.4451756	0.01347103	0.4469968
11/19/2019 13:15	N	12.16319	0	11.36594	0.01256022	0.4455173	0.01342099	0.4469137
11/19/2019 13:16	N				0.01286577	0.4454029	0.01337958	0.4468607
11/19/2019 13:17	N				0.01314501	0.4462593	0.01335803	0.4467707
11/19/2019 13:18	N				0.01322407	0.4470238	0.0133378	0.4467718
11/19/2019 13:19	N				0.01347887	0.4481989	0.01332931	0.4467989
11/19/2019 13:20	N	12.25945	0	11.48807	0.01323014	0.4474864	0.01333104	0.4468758
11/19/2019 13:21	N				0.01311554	0.447735	0.01331464	0.4469342
11/19/2019 13:22	N				0.01320544	0.4485317	0.01331211	0.4469923
11/19/2019 13:23	N				0.01316818	0.4496532	0.01330326	0.4471185
11/19/2019 13:24	N				0.01331615	0.4491105	0.01329694	0.4472653
11/19/2019 13:25	N	12.2332	0	11.24356	0.01307483	0.4508244	0.01329536	0.4474112
11/19/2019 13:26	N				0.01365528	0.4514231	0.01331531	0.4476643
11/19/2019 13:27	N				0.01435447	0.4513624	0.01334837	0.4478959
11/19/2019 13:28	N				0.01382923	0.451425	0.01337283	0.4480829
11/19/2019 13:29	N				0.01380613	0.4529824	0.01340109	0.4483646
11/19/2019 13:30	N	12.2682	0	10.94894	0.01383739	0.4527822	0.01342713	0.4486178
11/19/2019 13:31	N				0.01387112	0.4532061	0.01346156	0.4488873
11/19/2019 13:32	N				0.01426937	0.4539628	0.01350474	0.4491863
11/19/2019 13:33	N				0.01433947	0.4537353	0.01353993	0.4494562
11/19/2019 13:34	N				0.01429104	0.4539743	0.0135762	0.4497281
11/19/2019 13:35	N	12.11069	0	11.09641	0.01382816	0.4540937	0.01360242	0.4499693
11/19/2019 13:36	N				0.0138284	0.454423	0.01361994	0.450219
11/19/2019 13:37	N				0.01363622	0.4520093	0.01362195	0.4503601
11/19/2019 13:38	N				0.01391827	0.4530109	0.01363904	0.4505142
11/19/2019 13:39	N				0.01366312	0.4535197	0.01364409	0.4507679
11/19/2019 13:40	N	12.14569	0	10.87503	0.01378949	0.4520626	0.01366279	0.4508867
11/19/2019 13:41	N				0.01362361	0.4529447	0.0136644	0.45094
11/19/2019 13:42	N				0.0146735	0.4519978	0.01370927	0.451072
11/19/2019 13:43	N				0.01419694	0.4520898	0.01375508	0.4511886
11/19/2019 13:44	N				0.01498805	0.456193	0.01383367	0.4514715
11/19/2019 13:45	N	12.2332	0	11.04727	0.01445662	0.4554769	0.01389106	0.4518132
11/19/2019 13:46	N				0.01418378	0.4533682	0.01391196	0.4519476
11/19/2019 13:47	N				0.01370305	0.4532987	0.01389272	0.4520051
11/19/2019 13:48	N				0.01281505	0.4521043	0.0138461	0.452055
11/19/2019 13:49	N				0.01227042	0.4521214	0.01374584	0.4520355
11/19/2019 13:50	N	12.16319	0	10.92429	0.01272558	0.4533813	0.0136756	0.4520535
11/19/2019 13:51	N				0.01269978	0.4542369	0.01361498	0.4521761
11/19/2019 13:52	N				0.01242841	0.4533867	0.01354131	0.4522671
11/19/2019 13:53	N				0.01233602	0.4530092	0.01347074	0.4523054
11/19/2019 13:54	N				0.01251108	0.4525856	0.01340475	0.4523072
11/19/2019 13:55	N	12.10194	0	10.80112	0.01236913	0.4539697	0.0133512	0.452369
11/19/2019 13:56	N				0.01278943	0.4540834	0.01332376	0.4524801
11/19/2019 13:57	N				0.0128867	0.4540132	0.01329982	0.4525652
11/19/2019 13:58	N				0.01294047	0.4547674	0.013266	0.4526596
11/19/2019 13:59	N				0.01337147	0.4548314	0.01324725	0.4527707
11/19/2019 14:00	N	12.1982	0	10.33066	0.01295181	0.4555494	0.01322415	0.4529479
11/19/2019 14:01	N				0.01311057	0.4569208	0.0132109	0.4531794
11/19/2019 14:02	N				0.01287422	0.455164	0.01319753	0.4532964
11/19/2019 14:03	N				0.01375787	0.4577594	0.01321088	0.4534796
11/19/2019 14:04	N				0.01266705	0.4554188	0.0132208	0.4537312
11/19/2019 14:05	N	12.14569	0	10.4548	0.01304145	0.4543262	0.01320703	0.4538289
11/19/2019 14:06	N				0.0130856	0.4556381	0.01319118	0.4538988
11/19/2019 14:07	N				0.01273202	0.4555829	0.01315653	0.4539672
11/19/2019 14:08	N				0.01345744	0.459594	0.01316072	0.454164
11/19/2019 14:09	N				0.01322114	0.4621682	0.01316694	0.4546444
11/19/2019 14:10	N	12.22445	0	10.08163	0.01362145	0.4643146	0.01318444	0.4553056

Reading Date	Limit	Vcommon Modem Volts	Vbattery Modem Volts	Temperature Modem degC	Dust Dust mg/m3	Voc Voc ppm	Dust - 15m Ave Dust - 15m Ave mg/m3	15m Ave Voc Avg Voc ppm
11/20/2019 7:34	N				0	0.039891	0	0.06044056
11/20/2019 7:35	N	12.82823	0	10.20627	0.05472823	0.03484438	0.003132323	0.05911061
11/20/2019 7:36	N				0.05680232	0.03042811	0.006559838	0.05737734
11/20/2019 7:37	N				0.05158761	0.02717011	0.009536164	0.05558975
11/20/2019 7:38	N				0.05160741	0.03204961	0.01215996	0.05400937
11/20/2019 7:39	N				0.05109803	0.03025049	0.01459474	0.05253243
11/20/2019 7:40	N	12.57447	0	9.706146	0.05147403	0.03269714	0.01688145	0.05117879
11/20/2019 7:41	N				0.05188538	0.03110744	0.018996	0.04990733
11/20/2019 7:42	N				0.05131526	0.03074026	0.02106087	0.04862403
11/20/2019 7:43	N				0.05127078	0.03088757	0.0229526	0.04748252
11/20/2019 7:44	N				0.05131106	0.03127163	0.0247253	0.0465178
11/20/2019 7:45	N	12.73198	0	9.781403	0.05171773	0.02875411	0.02638232	0.04550467
11/20/2019 7:46	N				0.05126181	0.03123049	0.02795712	0.04458764
11/20/2019 7:47	N				0.0506485	0.03211488	0.02939006	0.04375189
11/20/2019 7:48	N				0.05083974	0.0340905	0.03073289	0.04320706
11/20/2019 7:49	N				0.05159846	0.03202203	0.03206066	0.04261201
11/20/2019 7:50	N	12.64447	0	9.479645	0.05148554	0.03449023	0.03327626	0.04197738
11/20/2019 7:51	N				0.05154732	0.03868368	0.03442467	0.04172132
11/20/2019 7:52	N				0.0502539	0.03838024	0.03545005	0.04153632
11/20/2019 7:53	N				0.0489505	0.03958197	0.03638192	0.04141861
11/20/2019 7:54	N				0.05083843	0.04377544	0.03726782	0.04144643
11/20/2019 7:55	N	12.70573	0	8.794891	0.05165994	0.04746304	0.03817768	0.04172945
11/20/2019 7:56	N				0.05053651	0.04610721	0.03896065	0.04195643
11/20/2019 7:57	N				0.05014667	0.0451037	0.03967308	0.04215997
11/20/2019 7:58	N				0.04842833	0.04423026	0.04027642	0.04228282
11/20/2019 7:59	N				0.05101246	0.04803545	0.04093479	0.04252319
11/20/2019 8:00	N	12.67947	0	8.845917	0.05068649	0.04614278	0.04154254	0.04275843
11/20/2019 8:01	N				0.05146041	0.04353978	0.04213206	0.04284231
11/20/2019 8:02	N				0.05219511	0.04510919	0.04273867	0.04296217
11/20/2019 8:03	N				0.05070367	0.04837422	0.04326145	0.04322225
11/20/2019 8:04	N				0.04948767	0.04883808	0.04366174	0.04365734
11/20/2019 8:05	N	12.52197	0	8.513519	0.04958096	0.05097947	0.04402915	0.04408789
11/20/2019 8:06	N				0.04961026	0.05143416	0.04438527	0.04450649
11/20/2019 8:07	N				0.04908633	0.05203777	0.04471453	0.04500372
11/20/2019 8:08	N				0.05084196	0.05293279	0.04502985	0.04548971
11/20/2019 8:09	N				0.04959292	0.0510433	0.04533646	0.04595662
11/20/2019 8:10	N	12.67947	0	8.667145	0.04948033	0.05530962	0.04559974	0.04654965
11/20/2019 8:11	N				0.04924016	0.05677654	0.04583842	0.0471691
11/20/2019 8:12	N				0.04953719	0.05872094	0.04607746	0.04791144
11/20/2019 8:13	N				0.04858087	0.05827755	0.04627935	0.0486145
11/20/2019 8:14	N				0.04813652	0.05811701	0.04643013	0.04923379
11/20/2019 8:15	N	12.55697	0	8.333649	0.04894069	0.05778607	0.04657993	0.04984008
11/20/2019 8:16	N				0.04973238	0.05822492	0.04674365	0.05037821
11/20/2019 8:17	N				0.04926288	0.06307283	0.04688829	0.05115979
11/20/2019 8:18	N				0.05000082	0.06174563	0.04706001	0.05189072
11/20/2019 8:19	N				0.04846394	0.06416054	0.04718043	0.05270997
11/20/2019 8:20	N	12.65322	0	8.385101	0.04803186	0.06570816	0.04724418	0.053441
11/20/2019 8:21	N				0.04907615	0.06293104	0.04732752	0.05403991
11/20/2019 8:22	N				0.04851065	0.06545053	0.04740764	0.05474398
11/20/2019 8:23	N				0.04866848	0.06509513	0.04748085	0.0554104
11/20/2019 8:24	N				0.04924828	0.06852039	0.04755846	0.05611735
11/20/2019 8:25	N	12.71448	0	7.842499	0.04844494	0.06887224	0.04761904	0.05696098
11/20/2019 8:26	N				0.04948817	0.06877021	0.04772273	0.05768086
11/20/2019 8:27	N				0.04984275	0.06902958	0.04782163	0.05834463
11/20/2019 8:28	N				0.04985319	0.06931448	0.04792947	0.05899287
11/20/2019 8:29	N				0.04905235	0.0766798	0.04803106	0.05988962
11/20/2019 8:30	N	12.50446	0	8.204865	0.04963738	0.07258408	0.0481033	0.06076828
11/20/2019 8:31	N				0.04836851	0.07186289	0.04813475	0.06146423
11/20/2019 8:32	N				0.04856325	0.0735088	0.04817083	0.06214059
11/20/2019 8:33	N				0.0490449	0.07909845	0.04821668	0.06300481
11/20/2019 8:34	N				0.04937323	0.07928988	0.04828275	0.06426693
11/20/2019 8:35	N	12.67947	0	7.972198	0.050094	0.07913679	0.0483468	0.06508987
11/20/2019 8:36	N				0.05022337	0.07628286	0.04849579	0.06593212
11/20/2019 8:37	N				0.04930141	0.07707815	0.04862049	0.0666503
11/20/2019 8:38	N				0.04874926	0.07595595	0.048633	0.06733405
11/20/2019 8:39	N				0.04865427	0.08096886	0.04863837	0.06819948
11/20/2019 8:40	N	12.47821	0	8.256378	0.04779641	0.07822892	0.04857241	0.0688543
11/20/2019 8:41	N				0.04729678	0.07936674	0.04852917	0.06942503
11/20/2019 8:42	N				0.04775353	0.07897062	0.04847579	0.06999851
11/20/2019 8:43	N				0.04650459	0.08156118	0.04838102	0.07066011
11/20/2019 8:44	N				0.04708983	0.08161029	0.04830276	0.07131094
11/20/2019 8:45	N	12.64447	0	8.023956	0.04774182	0.08416405	0.04825886	0.07201952
11/20/2019 8:46	N				0.04857855	0.08206894	0.04826177	0.07260215
11/20/2019 8:47	N				0.05612803	0.0848515	0.04845874	0.07323778
11/20/2019 8:48	N				0.04911982	0.08335167	0.0486003	0.07381143
11/20/2019 8:49	N				0.047511	0.08397271	0.04855018	0.07437448
11/20/2019 8:50	N	12.68822	0	7.66037	0.04751845	0.08110008	0.04849157	0.07482912
11/20/2019 8:51	N				0.04747799	0.08271511	0.04841322	0.075307
11/20/2019 8:52	N				0.04673519	0.08622299	0.04831453	0.07595699
11/20/2019 8:53	N				0.04633841	0.08732656	0.04820464	0.07663709
11/20/2019 8:54	N				0.04650469	0.08835611	0.04809865	0.07732785
11/20/2019 8:55	N	12.59197	0	8.153229	0.04688348	0.0883414	0.04802952	0.07812555
11/20/2019 8:56	N				0.04642139	0.08386946	0.04792366	0.07863642
11/20/2019 8:57	N				0.04790642	0.08662373	0.04785975	0.07905331
11/20/2019 8:58	N				0.04611723	0.08926911	0.0477651	0.07960771
11/20/2019 8:59	N				0.04770039	0.08781606	0.04771886	0.08019154
11/20/2019 9:00	N	12.61822	0	8.075714	0.04800247	0.08937618	0.04773355	0.08075526
11/20/2019 9:01	N				0.04789864	0.08776654	0.04772935	0.08122675
11/20/2019 9:02	N				0.04769054	0.09041877	0.04771253	0.08186466
11/20/2019 9:03	N				0.04774372	0.09229645	0.04768514	0.08239514
11/20/2019 9:04	N				0.04813699	0.09212667	0.04767448	0.08298664
11/20/2019 9:05	N	12.46946	0	8.049896	0.0473247	0.09180683	0.04765809	0.08360267
11/20/2019 9:06	N				0.04757738	0.09257165	0.0476435	0.08416897
11/20/2019 9:07	N				0.04851741	0.09243229	0.04767526	0.08468677
11/20/2019 9:08	N				0.04827964	0.09420171	0.04765573	0.08528608
11/20/2019 9:09	N				0.0484093	0.09683271	0.04765883	0.0859587
11/20/2019 9:10	N	12.60947	0	7.686432	0.04735731	0.09892086	0.04763798	0.08665983
11/20/2019 9:11	N				0.04800892	0.09445971	0.0476494	0.08723785
11/20/2019 9:12	N				0.04811338	0.09844048	0.04764974	0.08784112
11/20/2019 9:13	N				0.04774551	0.09894843	0.04766894	0.08842798
11/20/2019 9:14	N				0.04852215	0.102474	0.04770368	0.08929333
11/20/2019 9:15	N	12.51321	0	7.816498	0.04783605	0.09900401	0.04770132	0.08999228
11/20/2019 9:16	N				0.05606146	0.1028085	0.04790287	0.09074636
11/20/2019 9:17	N				0.04787951	0.09759758	0.04815266	0.09128416
11/20/2019 9:18	N				0.04690699	0.1014669	0.04809707	0.09188017
11/20/2019 9:19	N				0.04805012	0.1020187	0.04807372	0.0924537
11/20/2019 9:20	N	12.46946	0	8.127411	0.04831244	0.09998411	0.04806109	0.09290558
11/20/2019 9:21	N				0.04787355	0.1011176	0.04804911	0.09335822
11/20/2019 9:22	N				0.04664144	0.1014327	0.04795475	0.09388122
11/20/2019 9:23	N				0.0467082	0.1033016	0.04787099	0.09441727
11/20/2019 9:24	N				0.04667631	0.103155	0.04782308	0.09496431

11/20/2019 9:25 N	12.46071	0	7.738495	0.04784148	0.1024049	0.04777175	0.095476
11/20/2019 9:26 N				0.04579224	0.103505	0.04767198	0.09597386
11/20/2019 9:27 N				0.04691826	0.1014199	0.04758932	0.09638333
11/20/2019 9:28 N				0.04652226	0.1042883	0.04752936	0.09688254
11/20/2019 9:29 N				0.0473565	0.1067796	0.04750148	0.09734824
11/20/2019 9:30 N	12.53947	0	7.582123	0.04869345	0.1085	0.04753887	0.09799196
11/20/2019 9:31 N				0.04745719	0.1108334	0.04764945	0.09877279
11/20/2019 9:32 N				0.04763378	0.1083332	0.04764003	0.09939653
11/20/2019 9:33 N				0.04635505	0.1113175	0.04760955	0.1001346
11/20/2019 9:34 N				0.04684228	0.111316	0.04756887	0.1007796
11/20/2019 9:35 N	12.54822	0	8.127411	0.04662367	0.110378	0.04750906	0.1014999
11/20/2019 9:36 N				0.04625422	0.1110605	0.04745703	0.1020888
11/20/2019 9:37 N				0.04744475	0.1124177	0.04743903	0.1026701
11/20/2019 9:38 N				0.04634918	0.1168598	0.04737906	0.1034675
11/20/2019 9:39 N				0.04671168	0.1153854	0.04732049	0.104202
11/20/2019 9:40 N	12.50446	0	7.998077	0.04720636	0.1168413	0.04728124	0.1049185
11/20/2019 9:41 N				0.04774323	0.1134036	0.04726879	0.1054801
11/20/2019 9:42 N				0.04676988	0.1135804	0.04727669	0.1059052
11/20/2019 9:43 N				0.04666613	0.1155692	0.04722741	0.1064256
11/20/2019 9:44 N				0.04675347	0.1155419	0.04720087	0.1070436
11/20/2019 9:45 N	12.63572	0	7.816498	0.04584095	0.1167936	0.04708023	0.1076237
11/20/2019 9:46 N				0.04605469	0.1139789	0.04702275	0.1081002
11/20/2019 9:47 N				0.04641496	0.1181157	0.04700468	0.1086639
11/20/2019 9:48 N				0.04686511	0.1209442	0.0470353	0.10941
11/20/2019 9:49 N				0.05171631	0.1201003	0.04724144	0.1101256
11/20/2019 9:50 N	12.60072	0	8.075714	0.04787643	0.1211302	0.04736468	0.1108077
11/20/2019 9:51 N				0.07678822	0.1326672	0.0485602	0.111918
11/20/2019 9:52 N				0.04787702	0.133631	0.04882863	0.1130705
11/20/2019 9:53 N				0.04800862	0.1249839	0.0487455	0.1140927
11/20/2019 9:54 N				0.04789653	0.1225271	0.04870939	0.1146054
11/20/2019 9:55 N	12.46946	0	7.816498	0.04694061	0.1211282	0.04862311	0.115084
11/20/2019 9:56 N				0.04724158	0.1191945	0.04852597	0.1152942
11/20/2019 9:57 N				0.0454394	0.1184958	0.04834797	0.1154999
11/20/2019 9:58 N				0.04596518	0.1185207	0.04819641	0.1157213
11/20/2019 9:59 N				0.04487109	0.1197883	0.04801118	0.1159884
11/20/2019 10:00 N	12.57447	0	7.712494	0.04399234	0.1237292	0.04779022	0.1162845
11/20/2019 10:01 N				0.04579174	0.1274889	0.04763056	0.1169301
11/20/2019 10:02 N				0.04525413	0.1229172	0.04746282	0.1173875
11/20/2019 10:03 N				0.0451671	0.1244859	0.04731402	0.1178341
11/20/2019 10:04 N				0.04522892	0.1256711	0.04718821	0.1182928
11/20/2019 10:05 N	12.44321	0	7.634308	0.0459972	0.1263264	0.0471112	0.1187999
11/20/2019 10:06 N				0.04552166	0.1296462	0.04703009	0.1194074
11/20/2019 10:07 N				0.0469197	0.128012	0.04698084	0.1199779
11/20/2019 10:08 N				0.04726029	0.1300452	0.04698507	0.1205285
11/20/2019 10:09 N				0.046555	0.1398126	0.04699028	0.1215606
11/20/2019 10:10 N	12.60947	0	7.946259	0.04685169	0.1368029	0.04698379	0.1228051
11/20/2019 10:11 N				0.04688136	0.1353795	0.04698309	0.1236398
11/20/2019 10:12 N				0.04641905	0.1336522	0.04694599	0.1244135
11/20/2019 10:13 N				0.04582407	0.1308751	0.04687132	0.1248505
11/20/2019 10:14 N				0.04612854	0.1288691	0.04683146	0.1251704
11/20/2019 10:15 N	12.47821	0	7.503754	0.04595181	0.1274288	0.04676636	0.1253486
11/20/2019 10:16 N				0.04595733	0.1313347	0.04672568	0.1255908
11/20/2019 10:17 N				0.04593515	0.1304435	0.04669131	0.1259224
11/20/2019 10:18 N				0.04594234	0.1315985	0.04669619	0.1263153
11/20/2019 10:19 N				0.04721779	0.1337165	0.04672547	0.1267921
11/20/2019 10:20 N	12.57447	0	7.972198	0.04677462	0.1349879	0.04672262	0.1272788
11/20/2019 10:21 N				0.05071358	0.1447379	0.04705628	0.1282712
11/20/2019 10:22 N				0.04528629	0.1340456	0.04698175	0.1287234
11/20/2019 10:23 N				0.04383988	0.1347433	0.04683484	0.1291007
11/20/2019 10:24 N				0.04507254	0.1332992	0.04672704	0.1293906
11/20/2019 10:25 N	12.51321	0	7.764496	0.04600745	0.1304456	0.04664385	0.1294971
11/20/2019 10:26 N				0.04798275	0.1339212	0.04666265	0.1296564
11/20/2019 10:27 N				0.04765824	0.1387458	0.04672886	0.1301491
11/20/2019 10:28 N				0.06204623	0.1509706	0.04727922	0.1311192
11/20/2019 10:29 N				0.05482728	0.1459757	0.04757202	0.1319598
11/20/2019 10:30 N	12.59197	0	7.790558	0.04767542	0.1408351	0.04778726	0.1326105
11/20/2019 10:31 N				0.05529801	0.149134	0.04835159	0.1335141
11/20/2019 10:32 N				0.04792727	0.1424842	0.04858393	0.1342332
11/20/2019 10:33 N				0.04754182	0.1431039	0.04851402	0.1347881
11/20/2019 10:34 N				0.04685319	0.141953	0.04847086	0.1352866
11/20/2019 10:35 N	12.52197	0	8.127411	0.04740857	0.1438635	0.04839584	0.1358314
11/20/2019 10:36 N				0.0506696	0.146892	0.04862781	0.1365823
11/20/2019 10:37 N				0.08153974	0.16377	0.0502949	0.1378794
11/20/2019 10:38 N				0.05868855	0.156668	0.05212339	0.1398972
11/20/2019 10:39 N				0.05247364	0.1481946	0.05235837	0.1404382
11/20/2019 10:40 N	12.59197	0	8.179047	0.05849102	0.1533171	0.05240381	0.1411176
11/20/2019 10:41 N				0.0586842	0.1498343	0.05258678	0.1417389
11/20/2019 10:42 N				0.06158898	0.1561114	0.05370204	0.1427757
11/20/2019 10:43 N				0.04660072	0.1529932	0.05368092	0.1435417
11/20/2019 10:44 N				0.06267279	0.1573479	0.05361931	0.1442018
11/20/2019 10:45 N	12.54822	0	8.256378	0.04892321	0.1456538	0.05326107	0.1444693
11/20/2019 10:46 N				0.08837516	0.1826449	0.05526895	0.1463206
11/20/2019 10:47 N				0.05068141	0.1542761	0.05549935	0.1471098
11/20/2019 10:48 N				0.04617335	0.1489883	0.05494623	0.1473067
11/20/2019 10:49 N				0.0453699	0.1467692	0.05434932	0.1473099
11/20/2019 10:50 N	12.60072	0	8.333649	0.04663154	0.1481184	0.05383324	0.1473041
11/20/2019 10:51 N				0.04268181	0.146322	0.05325681	0.1473891
11/20/2019 10:52 N				0.04422637	0.14935	0.05269457	0.1475319
11/20/2019 10:53 N				0.04392035	0.1486624	0.0521468	0.1476517
11/20/2019 10:54 N				0.0456241	0.150847	0.05170166	0.1477936
11/20/2019 10:55 N	12.58322	0	7.946259	0.04496635	0.1540159	0.05126382	0.1480938
11/20/2019 10:56 N				0.05232533	0.1574333	0.05122424	0.148488
11/20/2019 10:57 N				0.04620808	0.1549764	0.05109248	0.1489128
11/20/2019 10:58 N				0.05123514	0.1589063	0.05082902	0.1494174
11/20/2019 10:59 N				0.0479025	0.1606901	0.0507026	0.1500215
11/20/2019 11:00 N	12.55697	0	8.410797	0.04508586	0.152433	0.05037939	0.150299
11/20/2019 11:01 N				0.04421453	0.1557103	0.05003583	0.150605
11/20/2019 11:02 N				0.04406448	0.1539197	0.0496669	0.1508226
11/20/2019 11:03 N				0.04591342	0.1544133	0.04946488	0.151068
11/20/2019 11:04 N				0.04200799	0.156011	0.0490595	0.1512944
11/20/2019 11:05 N	12.54822	0	8.153229	0.04484727	0.1527274	0.04868753	0.1515161
11/20/2019 11:06 N				0.05046219	0.1538807	0.04855833	0.1517054
11/20/2019 11:07 N				0.0434717	0.1544085	0.04820751	0.1517599
11/20/2019 11:08 N				0.04349022	0.1534307	0.04792176	0.1519564
11/20/2019 11:09 N				0.04120393	0.1521322	0.04754013	0.1519538
11/20/2019 11:10 N	12.48696	0	8.333649	0.0454754	0.1599955	0.04736602	0.1522742
11/20/2019 11:11 N				0.043106	0.1568272	0.04710878	0.1526825
11/20/2019 11:12 N				0.04689034	0.1554099	0.04693014	0.1529052
11/20/2019 11:13 N				0.04304504	0.1571885	0.0467817	0.1532218
11/20/2019 11:14 N				0.04096673	0.1600561	0.04646809	0.1536124
11/20/2019 11:15 N	12.44321	0	8.539093	0.04240912	0.1591284	0.0461623	0.153932
11/20/2019 11:16 N				0.04330144	0.1609876	0.04598328	0.1543065

11/20/2019 11:17 N				0.04142794	0.1585836	0.0457003	0.1546677
11/20/2019 11:18 N				0.04113555	0.1583353	0.0453977	0.1548257
11/20/2019 11:19 N				0.04070582	0.1581504	0.04511599	0.1549982
11/20/2019 11:20 N	12.53947	0	8.410797	0.04206412	0.1604818	0.04491021	0.1552862
11/20/2019 11:21 N				0.04311446	0.1609638	0.0448033	0.1556759
11/20/2019 11:22 N				0.04109242	0.1621445	0.04461726	0.1560106
11/20/2019 11:23 N				0.03985944	0.157485	0.04434777	0.1562413
11/20/2019 11:24 N				0.03515514	0.1577398	0.04392494	0.1563856
11/20/2019 11:25 N	12.40821	0	8.794891	0.03425165	0.1569263	0.0433028	0.1564609
11/20/2019 11:26 N				0.03491476	0.1585799	0.04281479	0.1565003
11/20/2019 11:27 N				0.03713293	0.1577748	0.04245141	0.1566477
11/20/2019 11:28 N				0.03698273	0.1577791	0.04210573	0.1567242
11/20/2019 11:29 N				0.03747451	0.1615737	0.04178574	0.1569437
11/20/2019 11:30 N	12.43446	0	8.820404	0.03603924	0.1622793	0.0414336	0.1573291
11/20/2019 11:31 N				0.03733688	0.1636349	0.04123072	0.1577642
11/20/2019 11:32 N				0.03723288	0.1625887	0.04093753	0.1580728
11/20/2019 11:33 N				0.0385473	0.164155	0.0408264	0.158449
11/20/2019 11:34 N				0.04145954	0.1645887	0.04077572	0.1587441
11/20/2019 11:35 N	12.40821	0	8.896881	0.04142313	0.1594334	0.04081961	0.1589529
11/20/2019 11:36 N				0.03703875	0.163513	0.04063316	0.1591963
11/20/2019 11:37 N				0.04912405	0.1653044	0.04108609	0.1595677
11/20/2019 11:38 N				0.04656242	0.1670149	0.04147078	0.1599913
11/20/2019 11:39 N				0.06500465	0.1820649	0.04218772	0.1606861
11/20/2019 11:40 N	12.44321	0	8.333649	0.04901962	0.1677038	0.04271475	0.1613682
11/20/2019 11:41 N				0.04549801	0.1682027	0.04303569	0.1617665
11/20/2019 11:42 N				0.04493115	0.1629442	0.0429868	0.1619747
11/20/2019 11:43 N				0.03474299	0.1644122	0.04259501	0.1620867
11/20/2019 11:44 N				0.0390794	0.1722746	0.04231327	0.1625785
11/20/2019 11:45 N	12.40821	0	8.436493	0.03742063	0.1680636	0.04207265	0.1632154
11/20/2019 11:46 N				0.04012834	0.1740921	0.04191927	0.1636292
11/20/2019 11:47 N				0.0401873	0.1728849	0.04187056	0.1641182
11/20/2019 11:48 N				0.04633534	0.1952117	0.04279114	0.1668655
11/20/2019 11:49 N				0.04054902	0.1748898	0.04264737	0.1677006
11/20/2019 11:50 N	12.47821	0	8.871368	0.03998157	0.1689435	0.0424946	0.1678315
11/20/2019 11:51 N				0.03806848	0.167355	0.0421909	0.1678368
11/20/2019 11:52 N				0.03601388	0.1659268	0.04188059	0.1676947
11/20/2019 11:53 N				0.03717558	0.1694619	0.04146358	0.1677324
11/20/2019 11:54 N				0.03974104	0.1659174	0.0412975	0.1676899
11/20/2019 11:55 N	12.46071	0	8.564789	0.03750955	0.1671592	0.04108173	0.1675329
11/20/2019 11:56 N				0.04663691	0.1694969	0.04130226	0.167671
11/20/2019 11:57 N				0.04010113	0.1686221	0.0412218	0.1676411
11/20/2019 11:58 N				0.04023185	0.1668551	0.04106587	0.1676899
11/20/2019 11:59 N				0.0381518	0.1696011	0.04099012	0.1677251
11/20/2019 12:00 N	12.38196	0	8.769379	0.03978354	0.1697967	0.04086495	0.1678284
11/20/2019 12:01 N				0.04080468	0.1680653	0.04080145	0.1678529
11/20/2019 12:02 N				0.0449535	0.176963	0.04158637	0.1687131
11/20/2019 12:03 N				0.04250781	0.178925	0.04171255	0.1692996
11/20/2019 12:04 N				0.04890542	0.1751021	0.04215521	0.1697686
11/20/2019 12:05 N	12.43446	0	8.692719	0.04157413	0.172313	0.04218853	0.1699745
11/20/2019 12:06 N				0.04204864	0.177023	0.04201096	0.1704178
11/20/2019 12:07 N				0.03875807	0.1722032	0.0419683	0.1704988
11/20/2019 12:08 N				0.03826562	0.1686057	0.04174139	0.1704829
11/20/2019 12:09 N				0.0377839	0.1699568	0.04151785	0.1703642
11/20/2019 12:10 N	12.46946	0	8.922333	0.03681066	0.167766	0.0412273	0.170276
11/20/2019 12:11 N				0.03574177	0.1677828	0.04088203	0.1701885
11/20/2019 12:12 N				0.04020981	0.1702035	0.04065786	0.1701019
11/20/2019 12:13 N				0.0398932	0.1722812	0.04086419	0.1703461
11/20/2019 12:14 N				0.04184167	0.1760951	0.04097853	0.1705618
11/20/2019 12:15 N	12.48696	0	8.615997	0.04010445	0.174874	0.04110404	0.1707545
11/20/2019 12:16 N				0.03685214	0.1730029	0.04097204	0.1710246
11/20/2019 12:17 N				0.0359718	0.1778793	0.04065874	0.17134
11/20/2019 12:18 N				0.03728252	0.1760495	0.04044138	0.1716553
11/20/2019 12:19 N				0.03735428	0.1701419	0.04028619	0.1716079
11/20/2019 12:20 N	12.49571	0	9.07486	0.03737788	0.1709043	0.04012424	0.171571
11/20/2019 12:21 N				0.03759777	0.1742819	0.03997798	0.1717201
11/20/2019 12:22 N				0.03458473	0.1733381	0.0396754	0.1718102
11/20/2019 12:23 N				0.03820339	0.1718916	0.03942083	0.1717536
11/20/2019 12:24 N				0.03457586	0.1726179	0.03922414	0.1718516
11/20/2019 12:25 N	12.34696	0	8.743866	0.04387161	0.1829946	0.03925336	0.1721306
11/20/2019 12:26 N				0.03882488	0.1795948	0.03930181	0.1727079
11/20/2019 12:27 N				0.03536467	0.1711863	0.03910055	0.1727622
11/20/2019 12:28 N				0.04156685	0.1738937	0.03937318	0.1728163
11/20/2019 12:29 N				0.03801326	0.1688809	0.03928914	0.1727758
11/20/2019 12:30 N	12.53947	0	9.201691	0.03728948	0.1739307	0.03914087	0.1728035
11/20/2019 12:31 N				0.03262933	0.1731459	0.03896716	0.1729088
11/20/2019 12:32 N				0.03285342	0.1716077	0.03855681	0.172837
11/20/2019 12:33 N				0.03277519	0.173383	0.03818434	0.1727895
11/20/2019 12:34 N				0.03336799	0.1743323	0.03785843	0.1728332
11/20/2019 12:35 N	12.2857	0	9.15097	0.0333286	0.1713314	0.03759302	0.1727895
11/20/2019 12:36 N				0.03355665	0.1714169	0.03736303	0.1726383
11/20/2019 12:37 N				0.03662692	0.1713667	0.03724496	0.1726488
11/20/2019 12:38 N				0.03312919	0.1694512	0.03699734	0.1724982
11/20/2019 12:39 N				0.03376175	0.1702346	0.03678181	0.1722499
11/20/2019 12:40 N	12.37321	0	8.922333	0.03348809	0.1719575	0.03657839	0.1722021
11/20/2019 12:41 N				0.0325938	0.1761385	0.03632355	0.1722746
11/20/2019 12:42 N				0.03348566	0.1741352	0.03613947	0.1723889
11/20/2019 12:43 N				0.03300963	0.1713507	0.03594522	0.1723956
11/20/2019 12:44 N				0.03473243	0.1746195	0.03581008	0.172498
11/20/2019 12:45 N	12.43446	0	9.252289	0.03464052	0.1786934	0.03571141	0.1728186
11/20/2019 12:46 N				0.04268812	0.1833446	0.03581668	0.1731018
11/20/2019 12:47 N				0.0358256	0.1746554	0.03584447	0.1732408
11/20/2019 12:48 N				0.03384779	0.1733237	0.03580045	0.1733207
11/20/2019 12:49 N				0.0316615	0.1736189	0.03556744	0.1734595
11/20/2019 12:50 N	12.3382	0	8.896881	0.03238534	0.1745159	0.03535531	0.1733938
11/20/2019 12:51 N				0.03249915	0.1715339	0.03519835	0.173375
11/20/2019 12:52 N				0.03281559	0.1676589	0.03503946	0.1731238
11/20/2019 12:53 N				0.03228047	0.1697266	0.03490053	0.1728479
11/20/2019 12:54 N				0.03273025	0.1679879	0.03473809	0.1726795
11/20/2019 12:55 N	12.47821	0	8.998688	0.03340839	0.1728573	0.03464662	0.1726363
11/20/2019 12:56 N				0.03047683	0.1756337	0.03448389	0.1728444
11/20/2019 12:57 N				0.03153619	0.1750718	0.034276	0.1729615
11/20/2019 12:58 N				0.0316757	0.1745569	0.03409919	0.172867
11/20/2019 12:59 N				0.03164893	0.1726059	0.03392792	0.1728885
11/20/2019 13:00 N	12.43446	0	9.277618	0.03053695	0.1772155	0.03375489	0.1729927
11/20/2019 13:01 N				0.03236414	0.1802509	0.03370988	0.1732806
11/20/2019 13:02 N				0.03292599	0.1778643	0.03351907	0.1735818
11/20/2019 13:03 N				0.03650256	0.1791189	0.03377603	0.1741852
11/20/2019 13:04 N				0.03154423	0.1744504	0.03371038	0.1743267
11/20/2019 13:05 N	12.37321	0	9.252289	0.0314568	0.1770003	0.03355408	0.1744273
11/20/2019 13:06 N				0.0307048	0.1772085	0.03337057	0.17455
11/20/2019 13:07 N				0.03102558	0.173379	0.03321674	0.1746018
11/20/2019 13:08 N				0.03075856	0.1741407	0.03304365	0.1745632

11/20/2019 13:09 N				0.03303515	0.1780109	0.03293321	0.1746412
11/20/2019 13:10 N	12.24195	0	8.896881	0.03131457	0.1788995	0.03285241	0.1749094
11/20/2019 13:11 N				0.02965221	0.1821862	0.03276038	0.1754492
11/20/2019 13:12 N				0.03074985	0.1837118	0.03262559	0.175925
11/20/2019 13:13 N				0.03458669	0.1800853	0.03292896	0.1764588
11/20/2019 13:14 N				0.03239764	0.1814495	0.03298814	0.1768169
11/20/2019 13:15 N	12.35571	0	9.049469	0.03374718	0.1792573	0.03294169	0.1770081
11/20/2019 13:16 N				0.03143038	0.1770215	0.03286586	0.1770075
11/20/2019 13:17 N				0.03108835	0.177727	0.03275448	0.1769984
11/20/2019 13:18 N				0.02964849	0.1750877	0.03257902	0.176895
11/20/2019 13:19 N				0.02963896	0.1749315	0.03239597	0.1768321
11/20/2019 13:20 N	12.3382	0	9.378754	0.02958313	0.1799173	0.03222766	0.1769104
11/20/2019 13:21 N				0.03041468	0.1781548	0.03207612	0.1770258
11/20/2019 13:22 N				0.0306032	0.1769437	0.03197642	0.1770306
11/20/2019 13:23 N				0.03170798	0.1806704	0.03194024	0.1771882
11/20/2019 13:24 N				0.03169463	0.1836663	0.03193206	0.1774879
11/20/2019 13:25 N	12.38196	0	9.378754	0.03099107	0.1804723	0.03191304	0.1777515
11/20/2019 13:26 N				0.03131193	0.1836676	0.03189325	0.1781048
11/20/2019 13:27 N				0.03221866	0.1839395	0.03191599	0.1785399
11/20/2019 13:28 N				0.0316118	0.1836322	0.03190143	0.1787987
11/20/2019 13:29 N				0.03191553	0.1803708	0.03189652	0.1789855
11/20/2019 13:30 N	12.24195	0	9.22702	0.03188801	0.1808079	0.0318877	0.179049
11/20/2019 13:31 N				0.03212638	0.1809802	0.0319029	0.1791547
11/20/2019 13:32 N				0.03277369	0.1842468	0.03195199	0.1793325
11/20/2019 13:33 N				0.03226318	0.18535	0.03198893	0.1797686
11/20/2019 13:34 N				0.03202938	0.1866137	0.03199363	0.180167
11/20/2019 13:35 N	12.39946	0	9.252289	0.03177054	0.1838352	0.03197958	0.1803381
11/20/2019 13:36 N				0.03310689	0.1866926	0.03202179	0.1807532
11/20/2019 13:37 N				0.03214672	0.1828797	0.03205221	0.1810556
11/20/2019 13:38 N				0.03180895	0.1844725	0.03203049	0.1812311
11/20/2019 13:39 N				0.03206642	0.1866162	0.03204132	0.1815234
11/20/2019 13:40 N	12.2682	0	9.454437	0.03119097	0.1847987	0.03202555	0.1817246
11/20/2019 13:41 N				0.03117432	0.1839684	0.03194949	0.1818672
11/20/2019 13:42 N				0.0308819	0.1839136	0.03189525	0.1819393
11/20/2019 13:43 N				0.03124165	0.1862695	0.03190643	0.1821448
11/20/2019 13:44 N				0.03142949	0.1839968	0.0318721	0.1823432
11/20/2019 13:45 N	12.39071	0	9.049469	0.03128935	0.1861845	0.03183553	0.1825349
11/20/2019 13:46 N				0.03125098	0.1889162	0.03178662	0.1827953
11/20/2019 13:47 N				0.03263852	0.1881975	0.03179049	0.183107
11/20/2019 13:48 N				0.0316841	0.187598	0.03178166	0.1834103
11/20/2019 13:49 N				0.03149852	0.1897826	0.0317786	0.1836988
11/20/2019 13:50 N	12.39071	0	9.353485	0.0312494	0.1869097	0.03174469	0.1840302
11/20/2019 13:51 N				0.03103316	0.1918772	0.03170567	0.1844151
11/20/2019 13:52 N				0.03134064	0.1931585	0.03168808	0.1849128
11/20/2019 13:53 N				0.02989581	0.1889933	0.03163212	0.1852376
11/20/2019 13:54 N				0.02838135	0.1872816	0.03146781	0.1854505
11/20/2019 13:55 N	12.2332	0	9.403961	0.02845321	0.1879954	0.03128966	0.1855756
11/20/2019 13:56 N				0.02827414	0.1886515	0.03110231	0.1857247
11/20/2019 13:57 N				0.02891537	0.1844909	0.03093466	0.1857654
11/20/2019 13:58 N				0.0294276	0.1866809	0.03085327	0.1858159
11/20/2019 13:59 N				0.02979363	0.188943	0.03080068	0.1858744
11/20/2019 14:00 N	12.27695	0	9.479645	0.02995365	0.1855575	0.03072179	0.1860256
11/20/2019 14:01 N				0.02916898	0.1883549	0.03066409	0.1861255
11/20/2019 14:02 N				0.02929714	0.1864588	0.03062235	0.186267
11/20/2019 14:03 N				0.0292783	0.1876018	0.03052544	0.1863557
11/20/2019 14:04 N				0.02986345	0.1867434	0.03046691	0.1863921
11/20/2019 14:05 N	12.15444	0	9.504852	0.02887266	0.1865648	0.03038858	0.1864192
11/20/2019 14:06 N				0.02705271	0.1874174	0.03019875	0.1863877
11/20/2019 14:07 N				0.02893327	0.1864302	0.03008555	0.1863861
11/20/2019 14:08 N				0.0300727	0.1887094	0.03007147	0.1864981
11/20/2019 14:09 N				0.03026103	0.188989	0.0300658	0.1866636
11/20/2019 14:10 N	12.20695	0	9.22702	0.03079234	0.1895522	0.03011736	0.1868485
11/20/2019 14:11 N				0.03096838	0.1908204	0.03017328	0.1870985
11/20/2019 14:12 N				0.02958674	0.1899884	0.03015653	0.1872487
11/20/2019 14:13 N				0.02947163	0.190018	0.03015434	0.1874139
11/20/2019 14:14 N				0.02959904	0.1908049	0.03011101	0.1876197
11/20/2019 14:15 N	12.2332	0	9.07486	0.02982479	0.1890239	0.03009525	0.1877199
11/20/2019 14:16 N				0.02998232	0.1902078	0.0300805	0.1879021
11/20/2019 14:17 N				0.03062643	0.1928218	0.03011828	0.188091
11/20/2019 14:18 N				0.03011085	0.1900261	0.03014262	0.1883042
11/20/2019 14:19 N				0.03045557	0.1913995	0.03016772	0.1885521
11/20/2019 14:20 N	12.35571	0	9.42923	0.02983381	0.1947202	0.03018985	0.1887956
11/20/2019 14:21 N				0.03008761	0.2007279	0.03018657	0.1895339
11/20/2019 14:22 N				0.03029644	0.2032402	0.03018764	0.1903505
11/20/2019 14:23 N				0.03025831	0.196018	0.03017616	0.1908811
11/20/2019 14:24 N				0.02993016	0.1975499	0.03016572	0.191228
11/20/2019 14:25 N	12.29445	0	9.15097	0.02805436	0.1981461	0.0300759	0.1915435
11/20/2019 14:26 N				0.02719628	0.1943363	0.02990163	0.1917896
11/20/2019 14:27 N				0.02672359	0.1946171	0.02972737	0.1920007
11/20/2019 14:28 N				0.0273052	0.1971709	0.02957413	0.1923124
11/20/2019 14:29 N				0.02762649	0.1970522	0.0294584	0.1926381
11/20/2019 14:30 N	12.13694	0	9.277618	0.0277186	0.1913926	0.02935781	0.1926668
11/20/2019 14:31 N				0.0270228	0.1934894	0.02926031	0.192652
11/20/2019 14:32 N				0.02847215	0.1909997	0.0291838	0.1926308
11/20/2019 14:33 N				0.02576096	0.1911008	0.02899597	0.1925889
11/20/2019 14:34 N				0.02705288	0.1889034	0.02885951	0.1924551
11/20/2019 14:35 N	12.34696	0	9.252289	0.0276401	0.1938832	0.02877259	0.1923361
11/20/2019 14:36 N				0.02885456	0.1919457	0.02873332	0.1922668
11/20/2019 14:37 N				0.02894673	0.1905763	0.02872103	0.1922211
11/20/2019 14:38 N				0.02832748	0.194517	0.02870471	0.1922827
11/20/2019 14:39 N				0.02805706	0.1942855	0.02867974	0.1923861
11/20/2019 14:40 N	12.37321	0	9.07486	0.02734517	0.193327	0.02864593	0.1924012
11/20/2019 14:41 N				0.02706797	0.194819	0.02854431	0.1924581
11/20/2019 14:42 N				0.02713675	0.1940492	0.02847106	0.1925926
11/20/2019 14:43 N				0.02696829	0.1990909	0.02837139	0.1928082
11/20/2019 14:44 N				0.02688101	0.1983735	0.02825665	0.1932366
11/20/2019 14:45 N	12.22445	0	9.479645	0.02703076	0.1981495	0.02818966	0.1935125
11/20/2019 14:46 N				0.02665086	0.2009591	0.0281169	0.1938732
11/20/2019 14:47 N				0.02561088	0.1992039	0.02799369	0.1942599
11/20/2019 14:48 N				0.02595141	0.1984482	0.02787538	0.1945549
11/20/2019 14:49 N				0.0254799	0.1979394	0.02772994	0.1947839
11/20/2019 14:50 N	12.17194	0	8.922333	0.02630245	0.2002241	0.02760812	0.1950203
11/20/2019 14:51 N				0.02601071	0.2009187	0.02752777	0.1953593
11/20/2019 14:52 N				0.02616563	0.1950498	0.02744877	0.1955775
11/20/2019 14:53 N				0.02555368	0.1935122	0.02733427	0.195455
11/20/2019 14:54 N				0.02529472	0.1944497	0.02721729	0.1953607
11/20/2019 14:55 N	12.3207	0	9.201691	0.02565761	0.1992165	0.02711103	0.1953943
11/20/2019 14:56 N				0.02565287	0.1963513	0.02701885	0.195421
11/20/2019 14:57 N				0.02347232	0.1962645	0.02684256	0.1954547
11/20/2019 14:58 N				0.02341834	0.198486	0.02661555	0.1956165
11/20/2019 14:59 N				0.02350405	0.1949958	0.02640899	0.1956144
11/20/2019 15:00 N	12.25945	0	9.302948	0.0237332	0.1939221	0.02624193	0.1955358

11/20/2019 15:01 N				0.02343757	0.1958671	0.02607037	0.1954826
11/20/2019 15:02 N				0.02290343	0.1941686	0.02587925	0.1954104
11/20/2019 15:03 N				0.02286875	0.1956687	0.02566308	0.195338
11/20/2019 15:04 N				0.0234508	0.192787	0.02551609	0.195228
11/20/2019 15:05 N	12.3382	0	9.201691	0.02317742	0.19271	0.02538877	0.195044
11/20/2019 15:06 N				0.02371316	0.1897495	0.025277	0.1948099
11/20/2019 15:07 N				0.02343803	0.194059	0.02518057	0.1946588
11/20/2019 15:08 N				0.02343248	0.1930947	0.02507076	0.1945979
11/20/2019 15:09 N				0.02429487	0.193799	0.02499116	0.1945355
11/20/2019 15:10 N	12.15444	0	9.353485	0.02381555	0.1919933	0.02491274	0.1944289
11/20/2019 15:11 N				0.02375949	0.1957041	0.02485533	0.1944303
11/20/2019 15:12 N				0.02485952	0.1933622	0.02484195	0.1943622
11/20/2019 15:13 N				0.02455645	0.194691	0.02483107	0.1943329
11/20/2019 15:14 N				0.02473762	0.1944228	0.02483725	0.1943656
11/20/2019 15:15 N	12.2332	0	9.024078	0.02521925	0.1991107	0.02483677	0.1945304
11/20/2019 15:16 N				0.02515897	0.1971486	0.02484262	0.1948117
11/20/2019 15:17 N				0.02449453	0.1956212	0.02483582	0.1948744
11/20/2019 15:18 N				0.02403099	0.1946931	0.02479828	0.1949294
11/20/2019 15:19 N				0.02410843	0.1967312	0.02476014	0.1949352
11/20/2019 15:20 N	12.3032	0	9.302948	0.02414864	0.194988	0.02473269	0.1950146
11/20/2019 15:21 N				0.02480351	0.197483	0.02472704	0.1950344
11/20/2019 15:22 N				0.02460476	0.1942569	0.02471683	0.1950308
11/20/2019 15:23 N				0.02429653	0.1969291	0.02470839	0.1951075
11/20/2019 15:24 N				0.02461275	0.197757	0.02469311	0.1952011
11/20/2019 15:25 N	12.1807	0	9.252289	0.024934	0.1961221	0.02471559	0.1953554
11/20/2019 15:26 N				0.02488098	0.196059	0.02470923	0.1954009
11/20/2019 15:27 N				0.02478052	0.1952412	0.02470995	0.1954921
11/20/2019 15:28 N				0.02389224	0.1963112	0.02468107	0.1955065
11/20/2019 15:29 N				0.0215988	0.2018544	0.02453813	0.1958704
11/20/2019 15:30 N	12.2857	0	9.049469	0.02219642	0.1976199	0.02438006	0.1960036
11/20/2019 15:31 N				0.02255911	0.1963237	0.02423895	0.196049
11/20/2019 15:32 N				0.02241877	0.1960361	0.0241258	0.1960211
11/20/2019 15:33 N				0.02253661	0.1953672	0.02403046	0.1959663
11/20/2019 15:34 N				0.02263472	0.1979709	0.02395522	0.1959518
11/20/2019 15:35 N	12.29445	0	9.328217	0.02209707	0.1968899	0.02383727	0.1960237
11/20/2019 15:36 N				0.02213904	0.1954262	0.02373236	0.1960422
11/20/2019 15:37 N				0.02284722	0.1990912	0.0236799	0.1961296
11/20/2019 15:38 N				0.02201447	0.196724	0.02357892	0.196153
11/20/2019 15:39 N				0.02204929	0.1973338	0.02349831	0.196325
11/20/2019 15:40 N	12.3032	0	9.22702	0.02036169	0.1982474	0.02334453	0.1963643
11/20/2019 15:41 N				0.02104444	0.1926342	0.02318097	0.1961728
11/20/2019 15:42 N				0.02127845	0.1945059	0.02304484	0.1960481
11/20/2019 15:43 N				0.02190589	0.1942624	0.02296998	0.1959566
11/20/2019 15:44 N				0.02245914	0.1941642	0.02292336	0.1958524
11/20/2019 15:45 N	12.35571	0	9.07486	0.02270985	0.192818	0.02290222	0.1957499
11/20/2019 15:46 N				0.02251007	0.1945104	0.02288008	0.1956089
11/20/2019 15:47 N				0.0226648	0.1920799	0.02286689	0.1953812
11/20/2019 15:48 N				0.0222623	0.1929556	0.02282862	0.1951836
11/20/2019 15:49 N				0.02207496	0.1950063	0.02278956	0.1951568
11/20/2019 15:50 N	12.31195	0	9.176361	0.02281749	0.1944035	0.02277169	0.19515
11/20/2019 15:51 N				0.02214534	0.196422	0.02275546	0.1952394
11/20/2019 15:52 N				0.02208134	0.1974756	0.02271364	0.1953551
11/20/2019 15:53 N				0.02182527	0.196517	0.02265809	0.1954682
11/20/2019 15:54 N				0.02198286	0.1974254	0.02259645	0.1955337
11/20/2019 15:55 N	12.22445	0	9.125641	0.02208362	0.202746	0.02256436	0.1959601
11/20/2019 15:56 N				0.02358747	0.2039413	0.02258839	0.1962977
11/20/2019 15:57 N				0.02415175	0.2020973	0.02267632	0.1966682
11/20/2019 15:58 N				0.02501605	0.199038	0.02280338	0.1969211
11/20/2019 15:59 N				0.02480811	0.203905	0.02292399	0.1972553
11/20/2019 16:00 N	12.18945	0	8.743866	0.02463734	0.2007445	0.02300827	0.1975199
11/20/2019 16:01 N				0.02425587	0.1995293	0.02309773	0.1977481
11/20/2019 16:02 N				0.02407794	0.1973268	0.02316668	0.1977186

Reading Date	Limit	Vcommon Modem Volts	Vbattery Modem Volts	Temperature Modem degC	Dust Dust mg/m3	Voc Voc ppm	Dust - 15m Ave Dust - 15m Ave mg/m3	15m Ave Voc Avg Voc ppm
11/21/2019 7:17	N				0	0.04983794	0	0.004312973
11/21/2019 7:18	N				0.01972943	0.04578391	0.000716115	0.006939451
11/21/2019 7:19	N				0.02087751	0.04322399	0.001967655	0.00926551
11/21/2019 7:20	N	12.60072	0	11.48807	0.02093177	0.04258246	0.003145521	0.01136265
11/21/2019 7:21	N				0.02111753	0.04258653	0.004284296	0.01341208
11/21/2019 7:22	N				0.02084228	0.04561502	0.005345372	0.01524414
11/21/2019 7:23	N				0.02196382	0.04546358	0.00636616	0.01712574
11/21/2019 7:24	N				0.022907	0.04834758	0.007369766	0.01899412
11/21/2019 7:25	N	12.46946	0	10.23117	0.02297675	0.04960084	0.008367009	0.02082214
11/21/2019 7:26	N				0.02404159	0.04860418	0.009285476	0.02258461
11/21/2019 7:27	N				0.02448149	0.05038849	0.01020042	0.02426496
11/21/2019 7:28	N				0.0242467	0.05124727	0.01109677	0.02594546
11/21/2019 7:29	N				0.02518973	0.05056081	0.0119617	0.02747773
11/21/2019 7:30	N	12.58322	0	10.00668	0.02533564	0.05578464	0.01279731	0.02914474
11/21/2019 7:31	N				0.02495766	0.05493369	0.01356973	0.0308942
11/21/2019 7:32	N				0.02525669	0.0550339	0.01426787	0.0324435
11/21/2019 7:33	N				0.02603981	0.05779545	0.01499163	0.03404129
11/21/2019 7:34	N				0.0254782	0.06125816	0.01563483	0.03577602
11/21/2019 7:35	N	12.40821	0	9.22702	0.02546816	0.06587034	0.01626457	0.03755722
11/21/2019 7:36	N				0.02519983	0.06667292	0.01682819	0.03932246
11/21/2019 7:37	N				0.0251468	0.0668691	0.01734781	0.04103159
11/21/2019 7:38	N				0.02440939	0.06467179	0.01782401	0.04256583
11/21/2019 7:39	N				0.02447959	0.0643836	0.01823967	0.0439248
11/21/2019 7:40	N	12.43446	0	8.410797	0.02423308	0.06550434	0.01862491	0.0452869
11/21/2019 7:41	N				0.02311325	0.07036131	0.01892425	0.04672911
11/21/2019 7:42	N				0.02270648	0.06717573	0.01916455	0.04806594
11/21/2019 7:43	N				0.02198718	0.06600885	0.01934553	0.04916382
11/21/2019 7:44	N				0.0219617	0.06634028	0.01951062	0.0503327
11/21/2019 7:45	N	12.46071	0	8.307953	0.02191665	0.06751962	0.01967114	0.05147137
11/21/2019 7:46	N				0.02214256	0.07060298	0.01982785	0.05260675
11/21/2019 7:47	N				0.02202325	0.07210402	0.01996524	0.05380969
11/21/2019 7:48	N				0.0215029	0.06955522	0.02008005	0.05491387
11/21/2019 7:49	N				0.02180375	0.07256487	0.020189	0.05592351
11/21/2019 7:50	N	12.47821	0	7.998077	0.02197358	0.0755005	0.0202941	0.05709215
11/21/2019 7:51	N				0.02196961	0.07534713	0.02039405	0.05825147
11/21/2019 7:52	N				0.02185926	0.07564852	0.02049417	0.05930922
11/21/2019 7:53	N				0.02279416	0.07527523	0.02060233	0.06034763
11/21/2019 7:54	N				0.02296498	0.07547748	0.02074533	0.06122744
11/21/2019 7:55	N	12.46071	0	7.712494	0.02340072	0.07695092	0.02090246	0.06219365
11/21/2019 7:56	N				0.02590255	0.07621647	0.02114382	0.0630479
11/21/2019 7:57	N				0.02879789	0.08081423	0.02158083	0.06400153
11/21/2019 7:58	N				0.03060965	0.08129343	0.02210696	0.06502532
11/21/2019 7:59	N				0.03300647	0.0840202	0.02275086	0.06622871
11/21/2019 8:00	N	12.54822	0	7.503754	0.03421368	0.09145031	0.02344393	0.06754963
11/21/2019 8:01	N				0.03461732	0.09250054	0.02416762	0.06910815
11/21/2019 8:02	N				0.03606946	0.09234606	0.0248934	0.07055366
11/21/2019 8:03	N				0.03652209	0.09642363	0.02562971	0.07203999
11/21/2019 8:04	N				0.03709998	0.09642635	0.02634586	0.07353646
11/21/2019 8:05	N	12.53947	0	6.925446	0.03619811	0.09189906	0.02697205	0.07470357
11/21/2019 8:06	N				0.03691968	0.09538129	0.02758302	0.07588519
11/21/2019 8:07	N				0.0376497	0.09565239	0.02822142	0.07719502
11/21/2019 8:08	N				0.03806258	0.09729043	0.02884572	0.07850829
11/21/2019 8:09	N				0.03801782	0.0991376	0.02943537	0.07972012
11/21/2019 8:10	N	12.55697	0	6.872528	0.03820975	0.09813186	0.02998422	0.08088088
11/21/2019 8:11	N				0.03638893	0.09769683	0.03043448	0.08202043
11/21/2019 8:12	N				0.03555549	0.1010966	0.03077978	0.08314075
11/21/2019 8:13	N				0.03616876	0.1005027	0.03110873	0.08422004
11/21/2019 8:14	N				0.03583483	0.1044203	0.03140016	0.08538073
11/21/2019 8:15	N	12.53072	0	6.633698	0.03602915	0.1025866	0.03169994	0.08645181
11/21/2019 8:16	N				0.03609343	0.104681	0.03198645	0.0876483
11/21/2019 8:17	N				0.03510419	0.1056263	0.03220522	0.08878076
11/21/2019 8:18	N				0.0348656	0.1050577	0.03237283	0.08973642
11/21/2019 8:19	N				0.03453076	0.1055139	0.03251586	0.09071571
11/21/2019 8:20	N	12.35571	0	7.24173	0.0340119	0.1028945	0.03263381	0.09151456
11/21/2019 8:21	N				0.03413624	0.1025736	0.03271378	0.09222406
11/21/2019 8:22	N				0.03364991	0.1032779	0.03277336	0.09291081
11/21/2019 8:23	N				0.03349032	0.1088755	0.03283682	0.0937494
11/21/2019 8:24	N				0.03608352	0.1181292	0.03297066	0.09492593
11/21/2019 8:25	N	12.44321	0	7.34671	0.03445223	0.1127961	0.03306247	0.09602776
11/21/2019 8:26	N				0.03558021	0.1240241	0.03322397	0.09781782
11/21/2019 8:27	N				0.03463453	0.1232976	0.03334082	0.09935465
11/21/2019 8:28	N				0.03414298	0.1253612	0.03338676	0.1009068
11/21/2019 8:29	N				0.03328446	0.1253334	0.03341352	0.1024376
11/21/2019 8:30	N	12.45196	0	7.842499	0.03578322	0.1272148	0.03349081	0.1038977
11/21/2019 8:31	N				0.0359537	0.1369193	0.03361961	0.10578
11/21/2019 8:32	N				0.03617013	0.1287864	0.03376583	0.1073813
11/21/2019 8:33	N				0.03576212	0.1285963	0.03388361	0.1086867
11/21/2019 8:34	N				0.03473916	0.1285904	0.03393356	0.1098702
11/21/2019 8:35	N	12.46946	0	8.615997	0.03287594	0.1297003	0.03392045	0.1110823
11/21/2019 8:36	N				0.03295356	0.131382	0.03387531	0.112269
11/21/2019 8:37	N				0.03156662	0.1296887	0.03376511	0.1134284
11/21/2019 8:38	N				0.03210821	0.133058	0.03363869	0.1145028
11/21/2019 8:39	N				0.03083155	0.1315281	0.03349731	0.1155267
11/21/2019 8:40	N	12.46071	0	9.252289	0.03006799	0.1286674	0.03328162	0.1164048
11/21/2019 8:41	N				0.02983834	0.1297483	0.03306752	0.1172401
11/21/2019 8:42	N				0.02913828	0.1324618	0.03283567	0.1181733
11/21/2019 8:43	N				0.0289408	0.1312476	0.03258085	0.1190442
11/21/2019 8:44	N				0.02804407	0.1318797	0.03232331	0.1198294
11/21/2019 8:45	N	12.46946	0	9.956696	0.02629611	0.1285883	0.03198005	0.120505
11/21/2019 8:46	N				0.02452079	0.1275294	0.03155932	0.1210097
11/21/2019 8:47	N				0.02485926	0.1327605	0.03110684	0.1216334
11/21/2019 8:48	N				0.02292538	0.1343178	0.03064471	0.122378
11/21/2019 8:49	N				0.02388567	0.1342931	0.03017716	0.123036
11/21/2019 8:50	N	12.53072	0	11.12094	0.02390729	0.1340292	0.02977498	0.1237652
11/21/2019 8:51	N				0.02356309	0.1354755	0.02937331	0.1244687
11/21/2019 8:52	N				0.02406699	0.1379797	0.02903768	0.1253131
11/21/2019 8:53	N				0.02430398	0.1398398	0.02875169	0.1261593
11/21/2019 8:54	N				0.02344183	0.1399172	0.02843414	0.1270999
11/21/2019 8:55	N	12.27695	0	11.99869	0.02390034	0.1412221	0.02815064	0.1279754
11/21/2019 8:56	N				0.02544974	0.1472141	0.02792218	0.1290107
11/21/2019 8:57	N				0.02698951	0.1522733	0.02782409	0.1303401
11/21/2019 8:58	N				0.02693854	0.1521244	0.02777345	0.1316455
11/21/2019 8:59	N				0.02673283	0.1537989	0.02772924	0.1329943
11/21/2019 9:00	N	12.43446	0	13.3187	0.02659996	0.1532137	0.02766392	0.1342637
11/21/2019 9:01	N				0.02547705	0.1539625	0.02749513	0.1354866
11/21/2019 9:02	N				0.02549124	0.1588181	0.02737424	0.1369131
11/21/2019 9:03	N				0.02481481	0.1572318	0.02722539	0.1382291
11/21/2019 9:04	N				0.02417927	0.15839	0.02705796	0.1395497
11/21/2019 9:05	N	12.49571	0	13.69833	0.02475509	0.159738	0.0269056	0.1408135
11/21/2019 9:06	N				0.02533434	0.1613114	0.02679423	0.1420065
11/21/2019 9:07	N				0.02458771	0.1629196	0.02668936	0.1432742

11/21/2019 9:08 N				0.02463755	0.1612654	0.02655777	0.1443753
11/21/2019 9:09 N				0.02423172	0.162463	0.0264065	0.1454214
11/21/2019 9:10 N	12.48696	0	14.75674	0.02502508	0.1618768	0.02628655	0.1465206
11/21/2019 9:11 N				0.02518686	0.1641132	0.02621043	0.1475208
11/21/2019 9:12 N				0.0252282	0.1649225	0.02615261	0.1486685
11/21/2019 9:13 N				0.02681622	0.1688364	0.02616792	0.1498577
11/21/2019 9:14 N				0.02649036	0.1680259	0.02620224	0.1510537
11/21/2019 9:15 N	12.32945	0	15.19968	0.0265113	0.1761721	0.02622804	0.1524151
11/21/2019 9:16 N				0.02654699	0.1808717	0.02627953	0.154332
11/21/2019 9:17 N				0.02552564	0.1756034	0.0262624	0.1556703
11/21/2019 9:18 N				0.0249895	0.177606	0.02619156	0.1569326
11/21/2019 9:19 N				0.02383381	0.1764031	0.02606056	0.1581619
11/21/2019 9:20 N	12.36446	0	16.10239	0.02333236	0.1754369	0.02588335	0.1592207
11/21/2019 9:21 N				0.02262118	0.1783042	0.0257027	0.1603752
11/21/2019 9:22 N				0.02203513	0.1797576	0.02547863	0.161557
11/21/2019 9:23 N				0.02162689	0.1832664	0.02525114	0.1627795
11/21/2019 9:24 N				0.0214999	0.1831747	0.02501882	0.1639988
11/21/2019 9:25 N	12.31195	0	16.53915	0.02144671	0.1805408	0.0247945	0.1651383
11/21/2019 9:26 N				0.02162814	0.1854948	0.024611	0.16633
11/21/2019 9:27 N				0.02154192	0.1830705	0.02441122	0.1675231
11/21/2019 9:28 N				0.02097312	0.1862002	0.02421502	0.1686713
11/21/2019 9:29 N				0.02082218	0.1870095	0.02400094	0.1697836
11/21/2019 9:30 N	12.46946	0	17.4075	0.02104567	0.1884209	0.023823	0.1709002
11/21/2019 9:31 N				0.02060187	0.1934786	0.02363455	0.1721377
11/21/2019 9:32 N				0.02035484	0.1951414	0.02342791	0.1735826
11/21/2019 9:33 N				0.02061291	0.1938699	0.02324599	0.1748434
11/21/2019 9:34 N				0.02009028	0.1960593	0.02305041	0.17619
11/21/2019 9:35 N	12.25945	0	17.88455	0.01974817	0.19229	0.02284126	0.1772813
11/21/2019 9:36 N				0.02005476	0.1979239	0.02266593	0.1785101
11/21/2019 9:37 N				0.02000472	0.1999836	0.02250871	0.1797874
11/21/2019 9:38 N				0.01996188	0.1998913	0.02235808	0.1811277
11/21/2019 9:39 N				0.02486456	0.2087076	0.0225038	0.182733
11/21/2019 9:40 N	12.32945	0	18.11105	0.01998538	0.2017969	0.02240589	0.1839801
11/21/2019 9:41 N				0.0192823	0.203381	0.02222853	0.1850786
11/21/2019 9:42 N				0.01905194	0.2038623	0.0220479	0.1862314
11/21/2019 9:43 N				0.01905572	0.2028351	0.02185956	0.1872739
11/21/2019 9:44 N				0.01910073	0.2051098	0.02168715	0.1883288
11/21/2019 9:45 N	12.3382	0	18.63058	0.01912682	0.2043859	0.02152069	0.189368
11/21/2019 9:46 N				0.01964183	0.204971	0.02138539	0.1903169
11/21/2019 9:47 N				0.020344	0.2042053	0.02132874	0.1912841
11/21/2019 9:48 N				0.02066435	0.2070692	0.0212727	0.1921463
11/21/2019 9:49 N				0.02055826	0.2074701	0.02123697	0.1930318
11/21/2019 9:50 N	12.27695	0	19.23801	0.01976815	0.2106377	0.02116039	0.1940189
11/21/2019 9:51 N				0.01929758	0.2056016	0.02104863	0.1948034
11/21/2019 9:52 N				0.01910966	0.207666	0.02093109	0.1955593
11/21/2019 9:53 N				0.01774139	0.2106943	0.02076149	0.1964819
11/21/2019 9:54 N				0.01766329	0.2131273	0.02058004	0.1974545
11/21/2019 9:55 N	12.29445	0	19.48471	0.01770922	0.2112975	0.02040055	0.1983012
11/21/2019 9:56 N				0.01852809	0.2137646	0.0202732	0.1991677
11/21/2019 9:57 N				0.01831408	0.2129973	0.02014836	0.2000353
11/21/2019 9:58 N				0.01890576	0.2100445	0.02006689	0.20065
11/21/2019 9:59 N				0.01896286	0.2143017	0.0199957	0.2014061
11/21/2019 10:00 N	12.3207	0	19.86539	0.01929956	0.215301	0.01995369	0.2023364
11/21/2019 10:01 N				0.01902835	0.2141074	0.01989073	0.2031262
11/21/2019 10:02 N				0.01894352	0.2154293	0.01982634	0.2038674
11/21/2019 10:03 N				0.01822711	0.2128661	0.01974071	0.2045102
11/21/2019 10:04 N				0.01808488	0.2138652	0.01962971	0.2050845
11/21/2019 10:05 N	12.32945	0	20.22281	0.01768291	0.2102626	0.0195116	0.2055143
11/21/2019 10:06 N				0.01692578	0.2120321	0.01935755	0.2058583
11/21/2019 10:07 N				0.01731547	0.2116208	0.01922182	0.2062289
11/21/2019 10:08 N				0.01735228	0.213637	0.01910015	0.2066872
11/21/2019 10:09 N				0.01758193	0.211847	0.01901608	0.207044
11/21/2019 10:10 N	12.36446	0	20.57956	0.01708777	0.2129125	0.01890494	0.207351
11/21/2019 10:11 N				0.01766163	0.2117612	0.01881496	0.2076765
11/21/2019 10:12 N				0.01772102	0.2103144	0.01874335	0.2079444
11/21/2019 10:13 N				0.01751289	0.210158	0.01867637	0.2080573
11/21/2019 10:14 N				0.01763668	0.2101188	0.0185964	0.2081956
11/21/2019 10:15 N	12.34696	0	21.11349	0.01674314	0.2123083	0.01849081	0.2083464
11/21/2019 10:16 N				0.01700491	0.2129611	0.01838791	0.2086454
11/21/2019 10:17 N				0.0166419	0.2141473	0.01829316	0.2089204
11/21/2019 10:18 N				0.01716169	0.2108573	0.0182248	0.2090701
11/21/2019 10:19 N				0.01708484	0.2168487	0.01817149	0.2095186
11/21/2019 10:20 N	12.3032	0	21.4465	0.01610426	0.2164124	0.01806006	0.2100428
11/21/2019 10:21 N				0.01504188	0.2139851	0.01790386	0.2104115
11/21/2019 10:22 N				0.01522046	0.216112	0.01773408	0.2106605
11/21/2019 10:23 N				0.01429008	0.2121931	0.01754636	0.2108396
11/21/2019 10:24 N				0.01547092	0.2122782	0.01737551	0.2108969
11/21/2019 10:25 N	12.3382	0	21.86771	0.01560484	0.2113582	0.01726687	0.2109793
11/21/2019 10:26 N				0.01529321	0.2091962	0.01716259	0.2108761
11/21/2019 10:27 N				0.01566491	0.2099853	0.01704705	0.2107841
11/21/2019 10:28 N				0.01515447	0.2090008	0.01694569	0.2107228
11/21/2019 10:29 N				0.01520113	0.211226	0.01684131	0.2106524
11/21/2019 10:30 N	12.22445	0	22.13339	0.01627443	0.2105199	0.01679639	0.2106729
11/21/2019 10:31 N				0.01615951	0.2124007	0.01675931	0.2107933
11/21/2019 10:32 N				0.01606818	0.2097573	0.016715	0.2107476
11/21/2019 10:33 N				0.01653435	0.211252	0.01671121	0.2107341
11/21/2019 10:34 N				0.01678275	0.2165345	0.01670985	0.2109474
11/21/2019 10:35 N	12.3382	0	22.46512	0.01684616	0.21584	0.01670687	0.2111666
11/21/2019 10:36 N				0.01658254	0.215564	0.01669612	0.2114391
11/21/2019 10:37 N				0.01671746	0.2173098	0.01669139	0.2117377
11/21/2019 10:38 N				0.0161435	0.2168089	0.0166897	0.2121048
11/21/2019 10:39 N				0.01613725	0.216444	0.01667107	0.2123494
11/21/2019 10:40 N	12.18945	0	22.90689	0.01437424	0.2151842	0.01656293	0.212529
11/21/2019 10:41 N				0.01503589	0.2163686	0.01647055	0.2127132
11/21/2019 10:42 N				0.01425619	0.2176257	0.01635675	0.2129984
11/21/2019 10:43 N				0.0159177	0.2195684	0.01631	0.2133803
11/21/2019 10:44 N				0.01625708	0.2205763	0.01629385	0.2138706
11/21/2019 10:45 N	12.1982	0	23.3923	0.01566146	0.2212708	0.0162667	0.2142301
11/21/2019 10:46 N				0.0156305	0.2233138	0.01624308	0.2146972
11/21/2019 10:47 N				0.01550844	0.224105	0.01621151	0.2152258
11/21/2019 10:48 N				0.01508642	0.2243115	0.01614852	0.215765
11/21/2019 10:49 N				0.01510514	0.2233777	0.0161055	0.216341
11/21/2019 10:50 N	12.22445	0	23.70096	0.01521359	0.2231331	0.01604184	0.2167914
11/21/2019 10:51 N				0.01467785	0.2246361	0.01597307	0.2171902
11/21/2019 10:52 N				0.01486751	0.2219356	0.01590776	0.2175761
11/21/2019 10:53 N				0.01483597	0.2217274	0.01583909	0.2178147
11/21/2019 10:54 N				0.01421957	0.2218191	0.0157476	0.2180184
11/21/2019 10:55 N	12.3032	0	23.8992	0.01449573	0.2194724	0.01566963	0.2181168
11/21/2019 10:56 N				0.01471893	0.2240624	0.01560493	0.2183832
11/21/2019 10:57 N				0.01449312	0.2231201	0.01554041	0.2186272
11/21/2019 10:58 N				0.01477389	0.2226243	0.01547759	0.2187801
11/21/2019 10:59 N				0.01504087	0.2202165	0.01543937	0.2189223

11/21/2019 11:00 N	12.3032	0	23.9653	0.01491047	0.2219924	0.01541702	0.2191547
11/21/2019 11:01 N				0.01479713	0.2228749	0.01538952	0.2192982
11/21/2019 11:02 N				0.0152447	0.2201002	0.01537344	0.2194225
11/21/2019 11:03 N				0.01474278	0.2249047	0.01534984	0.2196801
11/21/2019 11:04 N				0.01501861	0.2240338	0.01532364	0.2199834
11/21/2019 11:05 N	12.2507	0	24.07541	0.01456051	0.2206761	0.01527431	0.2201701
11/21/2019 11:06 N				0.01426534	0.2212981	0.01521389	0.2202383
11/21/2019 11:07 N				0.01371591	0.2187833	0.01512714	0.2201996
11/21/2019 11:08 N				0.01360981	0.2166266	0.01503193	0.2200339
11/21/2019 11:09 N				0.01417365	0.2169338	0.01497703	0.2198764
11/21/2019 11:10 N	12.36446	0	24.05344	0.01426695	0.2179045	0.0149289	0.2198036
11/21/2019 11:11 N				0.01420571	0.2161936	0.01489543	0.2196596
11/21/2019 11:12 N				0.01413465	0.2153062	0.01484061	0.2193329
11/21/2019 11:13 N				0.01401209	0.2127317	0.01479471	0.2188864
11/21/2019 11:14 N				0.01430022	0.2177058	0.01475371	0.2187
11/21/2019 11:15 N	12.2682	0	24.14151	0.01403935	0.2164327	0.01471302	0.2186413
11/21/2019 11:16 N				0.01420297	0.2173648	0.0146771	0.2185915
11/21/2019 11:17 N				0.01396663	0.2166795	0.01462515	0.2184593
11/21/2019 11:18 N				0.01361378	0.2168989	0.01457182	0.2183883
11/21/2019 11:19 N				0.01365031	0.2154946	0.01450757	0.21821
11/21/2019 11:20 N	12.27695	0	24.22958	0.01379398	0.2143299	0.01446283	0.2179873
11/21/2019 11:21 N				0.01372965	0.2138766	0.01442084	0.2177778
11/21/2019 11:22 N				0.01364628	0.2143992	0.01438565	0.2176002
11/21/2019 11:23 N				0.01389845	0.213941	0.01434758	0.2172777
11/21/2019 11:24 N				0.0134846	0.2136747	0.0143005	0.217066
11/21/2019 11:25 N	12.27695	0	24.31766	0.01364276	0.2132904	0.01425895	0.2169578
11/21/2019 11:26 N				0.01309621	0.2122729	0.01419724	0.216707
11/21/2019 11:27 N				0.01308638	0.2096382	0.01413726	0.2163293
11/21/2019 11:28 N				0.01331579	0.2115285	0.01408127	0.2160412
11/21/2019 11:29 N				0.01330918	0.2119664	0.0140213	0.215753
11/21/2019 11:30 N	12.15444	0	24.33969	0.01321873	0.211501	0.0139672	0.2155001
11/21/2019 11:31 N				0.01297537	0.2079109	0.01391094	0.2150968
11/21/2019 11:32 N				0.01304138	0.2080987	0.01385394	0.214662
11/21/2019 11:33 N				0.0129485	0.208576	0.01379186	0.2142921
11/21/2019 11:34 N				0.01265787	0.2100848	0.01371327	0.2139484
11/21/2019 11:35 N	12.39946	0	24.36172	0.01262523	0.2050797	0.01363781	0.213585
11/21/2019 11:36 N				0.01221542	0.2080536	0.01356154	0.213152
11/21/2019 11:37 N				0.01281178	0.209217	0.01349751	0.2128018
11/21/2019 11:38 N				0.01232407	0.2057426	0.01343812	0.2124411
11/21/2019 11:39 N				0.01229283	0.205997	0.01336545	0.2120758
11/21/2019 11:40 N	12.22445	0	24.40579	0.01226482	0.2084701	0.01330579	0.211813
11/21/2019 11:41 N				0.01194141	0.2055965	0.01323235	0.2114718
11/21/2019 11:42 N				0.01227802	0.2034738	0.01318533	0.2110888
11/21/2019 11:43 N				0.0120113	0.2054403	0.01312499	0.2106724
11/21/2019 11:44 N				0.01179549	0.2036166	0.01305019	0.210236
11/21/2019 11:45 N	12.3032	0	24.47177	0.01191134	0.2043235	0.01298012	0.2098028
11/21/2019 11:46 N				0.0118012	0.2019065	0.01291217	0.2094065
11/21/2019 11:47 N				0.01170176	0.2052656	0.01283464	0.2090605
11/21/2019 11:48 N				0.01163881	0.2049094	0.01276384	0.2087598
11/21/2019 11:49 N				0.01202353	0.2135995	0.01269783	0.2087743
11/21/2019 11:50 N	12.2857	0	24.82394	0.01149008	0.209347	0.01262818	0.2089216
11/21/2019 11:51 N				0.01121988	0.2112427	0.01255244	0.209011
11/21/2019 11:52 N				0.01139627	0.2101069	0.01248168	0.2090864
11/21/2019 11:53 N				0.01186092	0.2095844	0.01242798	0.209149
11/21/2019 11:54 N				0.01163095	0.2110755	0.0123774	0.2092221
11/21/2019 11:55 N	12.35571	0	24.73593	0.01104902	0.2078506	0.01230409	0.2091931
11/21/2019 11:56 N				0.01132802	0.2101371	0.01224111	0.2092005
11/21/2019 11:57 N				0.01123253	0.2093665	0.01217306	0.2092016
11/21/2019 11:58 N				0.01134058	0.2056675	0.01211047	0.2090411
11/21/2019 11:59 N				0.0110891	0.2094819	0.01204753	0.2090248
11/21/2019 12:00 N	12.22445	0	24.95602	0.01086802	0.2067111	0.01198295	0.2089529
11/21/2019 12:01 N				0.01091243	0.2086559	0.01193106	0.2087876
11/21/2019 12:02 N				0.01079447	0.2070424	0.01187363	0.2087105
11/21/2019 12:03 N				0.01188047	0.2110308	0.011857	0.2088034
11/21/2019 12:04 N				0.01121899	0.210865	0.01182691	0.2088408
11/21/2019 12:05 N	12.25945	0	25.06607	0.01083052	0.2126324	0.01178037	0.2090717
11/21/2019 12:06 N				0.01126541	0.2121849	0.01173485	0.2092457
11/21/2019 12:07 N				0.01087716	0.2050486	0.01169176	0.2091554
11/21/2019 12:08 N				0.01124624	0.2027763	0.01165538	0.208849
11/21/2019 12:09 N				0.01075072	0.1985908	0.01160566	0.2082613
11/21/2019 12:10 N	12.31195	0	24.73593	0.01086134	0.197932	0.01155484	0.2076146
11/21/2019 12:11 N				0.01075424	0.1936758	0.01150229	0.2067975
11/21/2019 12:12 N				0.01086527	0.1933954	0.01146755	0.2060515
11/21/2019 12:13 N				0.01094551	0.194219	0.0114307	0.2053096
11/21/2019 12:14 N				0.01087513	0.1931026	0.01139681	0.2045535
11/21/2019 12:15 N	12.37321	0	24.33969	0.01129617	0.1924218	0.01138066	0.2038516
11/21/2019 12:16 N				0.01162673	0.1910807	0.01137542	0.2030426
11/21/2019 12:17 N				0.01188069	0.1877889	0.01140674	0.2020847
11/21/2019 12:18 N				0.01206744	0.1888104	0.01144575	0.2012483
11/21/2019 12:19 N				0.01233372	0.1869409	0.01149485	0.2003734
11/21/2019 12:20 N	12.2157	0	24.00937	0.01242408	0.1841742	0.01155528	0.1994187
11/21/2019 12:21 N				0.01229743	0.1853493	0.01159752	0.1984638
11/21/2019 12:22 N				0.01236917	0.184002	0.01165687	0.1975569
11/21/2019 12:23 N				0.01249842	0.1807327	0.01170825	0.1964959
11/21/2019 12:24 N				0.0127142	0.1829823	0.01178123	0.1955855
11/21/2019 12:25 N	12.3032	0	23.45847	0.01251733	0.1819238	0.01183159	0.1948227
11/21/2019 12:26 N				0.01241799	0.1796818	0.01188383	0.1938638
11/21/2019 12:27 N				0.0123951	0.1788315	0.01192106	0.19297
11/21/2019 12:28 N				0.01277919	0.1793349	0.01196897	0.1920917
11/21/2019 12:29 N				0.0126182	0.1777613	0.01201384	0.1913267
11/21/2019 12:30 N	12.25945	0	22.99521	0.01287911	0.1749474	0.01206142	0.1903231
11/21/2019 12:31 N				0.01260062	0.1749927	0.01208444	0.1893765
11/21/2019 12:32 N				0.01288977	0.1756772	0.0121307	0.1885377
11/21/2019 12:33 N				0.01332683	0.1755497	0.01219053	0.1877629
11/21/2019 12:34 N				0.01267551	0.1741688	0.01223935	0.1869673
11/21/2019 12:35 N	12.3032	0	22.50931	0.01274187	0.1746176	0.01227059	0.1862009
11/21/2019 12:36 N				0.0124016	0.1721669	0.01228966	0.1853123
11/21/2019 12:37 N				0.01277726	0.1725645	0.01232082	0.1845451
11/21/2019 12:38 N				0.01235553	0.1740415	0.0123413	0.1837474
11/21/2019 12:39 N				0.01251402	0.1727065	0.01235736	0.1830654
11/21/2019 12:40 N	12.34696	0	22.33243	0.01238561	0.1684125	0.01236609	0.1822351
11/21/2019 12:41 N				0.01236322	0.1691154	0.01236742	0.1813886
11/21/2019 12:42 N				0.01275552	0.171039	0.01237464	0.1807197
11/21/2019 12:43 N				0.0129806	0.1724502	0.01239329	0.1801743
11/21/2019 12:44 N				0.01285714	0.1715131	0.01242022	0.1797044
11/21/2019 12:45 N	12.16319	0	22.37668	0.01255139	0.1702711	0.01243259	0.1790842
11/21/2019 12:46 N				0.01244292	0.1710577	0.01243561	0.1784826
11/21/2019 12:47 N				0.01272401	0.1725826	0.01244554	0.178087
11/21/2019 12:48 N				0.01232826	0.1724702	0.01245195	0.177759
11/21/2019 12:49 N				0.01270274	0.1733014	0.01246247	0.1774316
11/21/2019 12:50 N	12.24195	0	22.50931	0.01261816	0.1742734	0.01247103	0.1771943
11/21/2019 12:51 N				0.01300193	0.1732851	0.01249008	0.176972

11/21/2019 12:52 N				0.01270233	0.1737731	0.01251253	0.1767764
11/21/2019 12:53 N				0.01286888	0.1724945	0.01253858	0.1765945
11/21/2019 12:54 N				0.01290214	0.1716269	0.01255757	0.1763268
11/21/2019 12:55 N	12.14569	0	22.59769	0.01285159	0.1717349	0.01258591	0.1761301
11/21/2019 12:56 N				0.01259016	0.1730622	0.01259539	0.1759281
11/21/2019 12:57 N				0.01223755	0.1724447	0.01259544	0.1757925
11/21/2019 12:58 N				0.01288638	0.1740599	0.01260827	0.1756015
11/21/2019 12:59 N				0.01277566	0.1705849	0.01261861	0.1754162
11/21/2019 13:00 N	12.1807	0	22.46512	0.01261283	0.1691879	0.01262175	0.174993
11/21/2019 13:01 N				0.01237667	0.1691705	0.01261927	0.1746051
11/21/2019 13:02 N				0.01288498	0.1691999	0.01262262	0.1742284
11/21/2019 13:03 N				0.01284284	0.1695913	0.01264728	0.1739881
11/21/2019 13:04 N				0.01265726	0.1707802	0.01266357	0.1738013
11/21/2019 13:05 N	12.17194	0	22.44296	0.01286828	0.1689942	0.01265992	0.1735475
11/21/2019 13:06 N				0.01322228	0.1676375	0.01267166	0.173201
11/21/2019 13:07 N				0.01264431	0.1668086	0.01268218	0.1727781
11/21/2019 13:08 N				0.0125446	0.1678561	0.01268446	0.1725034
11/21/2019 13:11 N				0.01299444	0.167524	0.01207347	0.1642647
11/21/2019 13:12 N				0.01306574	0.166298	0.01212171	0.1644
11/21/2019 13:13 N				0.01287444	0.1667014	0.01215614	0.1645181
11/21/2019 13:14 N				0.0125339	0.1657483	0.01219021	0.164596
11/21/2019 13:15 N	12.31195	0	22.02267	0.01285376	0.1658939	0.01225262	0.1647243
11/21/2019 13:16 N				0.01268301	0.1648465	0.01228269	0.1647597
11/21/2019 13:17 N				0.01283075	0.1651303	0.01231782	0.1647296
11/21/2019 13:18 N				0.01326829	0.1633046	0.01235401	0.1646694
11/21/2019 13:19 N				0.01284897	0.1617959	0.01239201	0.1645743
11/21/2019 13:20 N	12.16319	0	21.77908	0.01270997	0.16466	0.01241784	0.1645476
11/21/2019 13:21 N				0.01265227	0.1665934	0.01244954	0.1646517
11/21/2019 13:22 N				0.01288865	0.1645974	0.01247249	0.1646645
11/21/2019 13:23 N				0.01258412	0.1667682	0.0124996	0.1648337
11/21/2019 13:24 N				0.01292377	0.1679672	0.01253182	0.1650246
11/21/2019 13:25 N	12.1982	0	21.51303	0.01325696	0.1663643	0.01257614	0.1651258
11/21/2019 13:26 N				0.106516	0.1704723	0.01811534	0.1653998
11/21/2019 13:27 N				0.10607	0.1669023	0.02371358	0.1656008
11/21/2019 13:28 N				0.1064059	0.164895	0.02886479	0.1655127
11/21/2019 13:29 N				0.1064212	0.1638899	0.03369423	0.1654423
11/21/2019 13:30 N	12.06694	0	21.00235	0.1067923	0.1630867	0.03825323	0.1652715
11/21/2019 13:31 N				0.106893	0.1623669	0.04253913	0.1651171
11/21/2019 13:32 N				0.1070533	0.1618219	0.04656614	0.1649325
11/21/2019 13:33 N				0.1070685	0.1620487	0.05040465	0.164795
11/21/2019 13:34 N				0.1069933	0.1638769	0.05393614	0.1647624
11/21/2019 13:35 N	12.25945	0	20.64633	0.1070027	0.1676724	0.05725034	0.1648608
11/21/2019 13:36 N				0.1073157	0.167611	0.06036635	0.1650558
11/21/2019 13:37 N				0.1071895	0.1708551	0.0633015	0.1653926
11/21/2019 13:38 N				0.1070766	0.1684107	0.06608906	0.1656566
11/21/2019 13:39 N				0.107365	0.1655297	0.06865732	0.1656922
11/21/2019 13:40 N	12.04944	0	20.31204	0.107012	0.1651503	0.07105849	0.1656348
11/21/2019 13:41 N				0.1069409	0.1674686	0.07330066	0.1657011
11/21/2019 13:42 N				0.1065681	0.1665785	0.07539515	0.1657518
11/21/2019 13:43 N				0.1069855	0.1648962	0.07735291	0.1656746
11/21/2019 13:44 N				0.1067597	0.1663428	0.07922746	0.1657772
11/21/2019 13:45 N	12.31195	0	20.20047	0.1067513	0.1663152	0.08094548	0.1659327
11/21/2019 13:46 N				0.1066011	0.1642154	0.08254655	0.1659169
11/21/2019 13:47 N				0.1069962	0.1668502	0.0840703	0.1659389
11/21/2019 13:48 N				0.1071541	0.1680117	0.08550873	0.1660723
11/21/2019 13:49 N				0.1076831	0.167553	0.08691075	0.1661719
11/21/2019 13:50 N	12.29445	0	20.33438	0.1075567	0.173842	0.0882028	0.1666412
11/21/2019 13:51 N				0.1079925	0.1676667	0.0894264	0.1672168
11/21/2019 13:52 N				0.1080033	0.1662707	0.09058619	0.1671086
11/21/2019 13:53 N				0.108	0.1687748	0.09167248	0.1671478
11/21/2019 13:54 N				0.1080019	0.166143	0.09269196	0.1671569
11/21/2019 13:55 N	12.11944	0	20.26743	0.108	0.1655839	0.09366266	0.1670525
11/21/2019 13:56 N				0.108012	0.1677976	0.09455796	0.1670248
11/21/2019 13:57 N				0.108	0.1675817	0.09539627	0.1670105
11/21/2019 13:58 N				0.1080809	0.1686777	0.09618337	0.1670735
11/21/2019 13:59 N				0.1080001	0.1661935	0.0969201	0.1670806
11/21/2019 14:00 N	12.13694	0	20.24509	0.1079994	0.1674266	0.09762137	0.1670986
11/21/2019 14:01 N				0.108061	0.1689629	0.09827052	0.1671475
11/21/2019 14:02 N				0.1080289	0.1638321	0.09888233	0.16712
11/21/2019 14:03 N				0.108	0.1661055	0.09945048	0.167014
11/21/2019 14:04 N				0.1086283	0.166884	0.100007	0.1670026
11/21/2019 14:05 N	12.14569	0	20.22281	0.108277	0.1668791	0.10052	0.1670196
11/21/2019 14:06 N				0.1083549	0.1669521	0.1010162	0.1670245
11/21/2019 14:07 N				0.1083553	0.1662754	0.1014675	0.1670091
11/21/2019 14:08 N				0.1088362	0.1671087	0.10191	0.1670641
11/21/2019 14:09 N				0.1089967	0.1660647	0.1023484	0.1669529
11/21/2019 14:10 N	12.16319	0	20.08884	0.1089998	0.1653392	0.1027626	0.1668172
11/21/2019 14:11 N				0.1089998	0.1665125	0.1031574	0.1668292
11/21/2019 14:12 N				0.1089568	0.1647697	0.10352	0.1667041
11/21/2019 14:13 N				0.1089998	0.1635594	0.1038611	0.1664814
11/21/2019 14:14 N				0.1089998	0.1628222	0.1041808	0.1662216
11/21/2019 14:15 N	12.12819	0	19.84299	0.1089998	0.1600534	0.1044805	0.1658933
11/21/2019 14:16 N				0.1090004	0.1593968	0.1047626	0.1655439
11/21/2019 14:17 N				0.109042	0.1557543	0.1050347	0.165003
11/21/2019 14:18 N				0.1090995	0.1575564	0.1052834	0.1645267
11/21/2019 14:19 N				0.1090001	0.1566623	0.1055143	0.1640633
11/21/2019 14:20 N	12.11069	0	19.48471	0.109	0.1583029	0.1057307	0.1636598
11/21/2019 14:21 N				0.1089745	0.1559975	0.1059326	0.1632138
11/21/2019 14:22 N				0.109012	0.1534556	0.1061273	0.1626645
11/21/2019 14:23 N				0.109	0.1533282	0.1063055	0.1621082
11/21/2019 14:24 N				0.109	0.1528833	0.1064726	0.1616188
11/21/2019 14:25 N	12.10194	0	19.23801	0.109059	0.1514154	0.1066304	0.1610463
11/21/2019 14:26 N				0.1090025	0.1511389	0.1067782	0.1604014
11/21/2019 14:27 N				0.1090031	0.1503883	0.106919	0.1597891
11/21/2019 14:28 N				0.1090466	0.1475323	0.1070585	0.159063
11/21/2019 14:29 N				0.1094452	0.1461513	0.1071949	0.1582485
11/21/2019 14:30 N	12.08444	0	18.58548	0.1095846	0.1477247	0.1073421	0.1576223
11/21/2019 14:31 N				0.1096735	0.1436616	0.107495	0.1568162
11/21/2019 14:32 N				0.1091579	0.1570107	0.1076209	0.1562478
11/21/2019 14:33 N				0.1091449	0.1467451	0.1077234	0.1558169
11/21/2019 14:34 N				0.1095354	0.1458436	0.1078269	0.1552125
11/21/2019 14:35 N	12.2157	0	17.86185	0.1097168	0.1474351	0.1079398	0.1546814
11/21/2019 14:36 N				0.1097531	0.1449908	0.1080522	0.1541993
11/21/2019 14:37 N				0.1099537	0.146065	0.1081704	0.1536969
11/21/2019 14:38 N				0.1099998	0.1452828	0.1082834	0.1532245
11/21/2019 14:39 N				0.1098967	0.1431669	0.108389	0.1526807
11/21/2019 14:40 N	12.20695	0	17.31638	0.1099561	0.1432847	0.1084863	0.1521095
11/21/2019 14:41 N				0.1099998	0.1400389	0.1085795	0.1513976
11/21/2019 14:42 N				0.1099998	0.1393967	0.108667	0.1506398
11/21/2019 14:43 N				0.1099998	0.1405755	0.1087489	0.1499599
11/21/2019 14:44 N				0.1099998	0.1408207	0.1088271	0.1493704
11/21/2019 14:45 N	12.11069	0	16.5621	0.1099998	0.140845	0.1088991	0.1488352

11/21/2019 14:46 N				0.1099792	0.1387065	0.1089667	0.1482491
11/21/2019 14:47 N				0.1099986	0.1352208	0.109029	0.1476151
11/21/2019 14:48 N				0.1099998	0.135618	0.1090884	0.1468453
11/21/2019 14:49 N				0.1099991	0.1361452	0.109143	0.1462138
11/21/2019 14:50 N	12.2682	0	16.19449	0.1099998	0.1347726	0.1091962	0.1455532
11/21/2019 14:51 N				0.1098998	0.1362369	0.109244	0.1449509
11/21/2019 14:52 N				0.1099609	0.1376922	0.109289	0.1444519
11/21/2019 14:53 N				0.1099963	0.1365554	0.10933	0.1438851
11/21/2019 14:54 N				0.1099998	0.1351758	0.1093707	0.1433595
11/21/2019 14:55 N	12.09319	0	15.54788	0.1099998	0.1347463	0.1094089	0.1428189
11/21/2019 14:56 N				0.1099998	0.1346263	0.1094446	0.1423749
11/21/2019 14:57 N				0.1099998	0.135038	0.1094781	0.1419355
11/21/2019 14:58 N				0.1100354	0.1323357	0.1095116	0.1413792
11/21/2019 14:59 N				0.1100004	0.1335581	0.1095419	0.1408628
11/21/2019 15:00 N	12.16319	0	15.15323	0.1099989	0.1313973	0.1095683	0.1404448
11/21/2019 15:01 N				0.1099998	0.1349985	0.1095944	0.14004
11/21/2019 15:02 N				0.1099998	0.1347889	0.1096186	0.1397677
11/21/2019 15:03 N				0.1102712	0.1323916	0.1096456	0.1393044
11/21/2019 15:04 N				0.1103427	0.1333353	0.1096753	0.1388611
11/21/2019 15:05 N	12.24195	0	14.49924	0.1104584	0.1339355	0.1097257	0.1385411
11/21/2019 15:06 N				0.1103799	0.1360994	0.1097686	0.1383487
11/21/2019 15:07 N				0.1106753	0.1355495	0.1098175	0.1381633
11/21/2019 15:08 N				0.1108149	0.1352631	0.1098782	0.1379544
11/21/2019 15:09 N				0.1109734	0.1370099	0.1099374	0.1378089
11/21/2019 15:10 N	12.24195	0	14.02908	0.1109998	0.1415561	0.1100025	0.1379316
11/21/2019 15:11 N				0.1108145	0.1369033	0.1100527	0.1379495
11/21/2019 15:12 N				0.1108453	0.1365394	0.1100955	0.1378341
11/21/2019 15:13 N				0.1109339	0.1370695	0.1101496	0.1378053
11/21/2019 15:14 N				0.1109144	0.1376353	0.1101993	0.1377094
11/21/2019 15:15 N	12.11069	0	13.65103	0.110683	0.1376506	0.1102341	0.1376885
11/21/2019 15:16 N				0.1109506	0.1372983	0.1102776	0.1376008
11/21/2019 15:17 N				0.1109235	0.1400595	0.1103189	0.1376511
11/21/2019 15:18 N				0.1109743	0.1378549	0.1103591	0.1377032
11/21/2019 15:19 N				0.1108529	0.1383406	0.1103818	0.1376578
11/21/2019 15:20 N	12.09319	0	13.3187	0.1106157	0.1379114	0.1104018	0.1376567
11/21/2019 15:21 N				0.1107696	0.135802	0.1104277	0.1376281
11/21/2019 15:22 N				0.1105687	0.1365666	0.1104523	0.1376453
11/21/2019 15:23 N				0.1107485	0.1389079	0.1104697	0.137728
11/21/2019 15:24 N				0.1104684	0.1424395	0.1104575	0.1379779
11/21/2019 15:25 N	12.05819	0	13.12814	0.1109543	0.1383795	0.1104847	0.1380518
11/21/2019 15:26 N				0.1109766	0.1406853	0.1105019	0.1381993
11/21/2019 15:27 N				0.1109285	0.1413515	0.1105296	0.1384112
11/21/2019 15:28 N				0.1109371	0.1423352	0.1105471	0.1386638
11/21/2019 15:29 N				0.1109995	0.1411504	0.1105736	0.1388689
11/21/2019 15:30 N	12.15444	0	12.67368	0.1109733	0.1456306	0.1105968	0.1392993
11/21/2019 15:31 N				0.1109998	0.1437935	0.1106208	0.1396283
11/21/2019 15:32 N				0.110999	0.1445296	0.1106421	0.1399647
11/21/2019 15:33 N				0.1109848	0.1458351	0.1106621	0.1404052
11/21/2019 15:34 N				0.1110275	0.1478305	0.1106845	0.1409038
11/21/2019 15:35 N	12.06694	0	12.36105	0.1109999	0.1532883	0.110703	0.1415235
11/21/2019 15:36 N				0.111053	0.1514409	0.1107211	0.1421234
11/21/2019 15:37 N				0.111	0.1525305	0.1107373	0.1427617
11/21/2019 15:38 N				0.1109999	0.151242	0.1107524	0.1432494
11/21/2019 15:39 N				0.1110281	0.1533914	0.1107679	0.143889
11/21/2019 15:40 N	12.06694	0	12.14383	0.1109999	0.147822	0.1107813	0.1442396
11/21/2019 15:41 N				0.111113	0.1515465	0.1108048	0.1446317
11/21/2019 15:42 N				0.1114218	0.1508939	0.1108557	0.1449997
11/21/2019 15:43 N				0.1126981	0.1524383	0.1109149	0.1453634
11/21/2019 15:44 N				0.1138544	0.1514517	0.1110822	0.1457284
11/21/2019 15:45 N	12.2157	0	11.87747	0.1139679	0.1505653	0.1112644	0.1460456
11/21/2019 15:46 N				0.1139435	0.150206	0.1114293	0.1463307
11/21/2019 15:47 N				0.1139997	0.1528815	0.1115889	0.1466669
11/21/2019 15:48 N				0.1140312	0.1524747	0.1117397	0.1470669
11/21/2019 15:49 N				0.1142455	0.1567838	0.1118833	0.1475577
11/21/2019 15:50 N	12.13694	0	11.29257	0.1145524	0.1560895	0.1120481	0.148056
11/21/2019 15:51 N				0.1148848	0.1643153	0.1122208	0.1488976
11/21/2019 15:52 N				0.1142977	0.1669443	0.1123705	0.149965
11/21/2019 15:53 N				0.1147591	0.1673914	0.1124943	0.1510975
11/21/2019 15:54 N				0.1149974	0.1678048	0.1126447	0.1522098
11/21/2019 15:55 N	12.18945	0	11.31699	0.1149997	0.1702776	0.1127909	0.1532465
11/21/2019 15:56 N				0.1149997	0.1752316	0.1129325	0.1548683
11/21/2019 15:57 N				0.1150027	0.1744171	0.1130628	0.1559826
11/21/2019 15:58 N				0.1159019	0.1729774	0.1132091	0.1570928
11/21/2019 15:59 N				0.1159996	0.1718444	0.1133826	0.1579449
11/21/2019 16:00 N	12.14569	0	10.80112	0.1159998	0.1761246	0.1135451	0.1589813
11/21/2019 16:01 N				0.1159998	0.1731361	0.1136975	0.1599163
11/21/2019 16:02 N				0.1159998	0.1690947	0.1138403	0.160471
11/21/2019 16:03 N				0.1160006	0.1703771	0.1139763	0.1610366
11/21/2019 16:04 N				0.1160281	0.1725368	0.1141028	0.161752
11/21/2019 16:05 N	12.06694	0	10.97354	0.1160827	0.1721459	0.1142279	0.162412
11/21/2019 16:06 N				0.1162899	0.1734134	0.1143485	0.1630573
11/21/2019 16:07 N				0.1169483	0.1696452	0.114502	0.1635467
11/21/2019 16:08 N				0.1168312	0.1715324	0.1146452	0.164069
11/21/2019 16:09 N				0.1169161	0.17408	0.1147742	0.1646263
11/21/2019 16:10 N	12.03194	0	10.50443	0.1167632	0.1717892	0.1149024	0.1650941
11/21/2019 16:11 N				0.1173504	0.1759664	0.1150607	0.1656923

Reading Date	Limit	Vcommon Modem Volts	Vbattery Modem Volts	Temperature Modem degC	Dust Dust mg/m3	Voc Voc ppm	Dust - 15m Ave Dust - 15m Ave mg/m3	15m Ave Voc Avg Voc ppm
11/22/2019 7:08	N				0	0.05409586	0	0.0148811
11/22/2019 7:09	N				0	0.08489627	0	0.01865818
11/22/2019 7:10	N	12.61822	0	14.31149	0	0.1106795	0	0.0238945
11/22/2019 7:11	N				0	0.1351544	0	0.03034197
11/22/2019 7:12	N				0	0.158627	0	0.03787539
11/22/2019 7:13	N				0	0.1797903	0	0.04634733
11/22/2019 7:14	N				0	0.1981921	0	0.05543525
11/22/2019 7:15	N	12.64447	0	13.9819	0	0.2146909	0	0.0652092
11/22/2019 7:16	N				0	0.2292414	0	0.0751646
11/22/2019 7:17	N				0	0.2428735	0	0.08535276
11/22/2019 7:18	N				0	0.25296	0	0.09560871
11/22/2019 7:19	N				0	0.2645312	0	0.1059412
11/22/2019 7:20	N	12.49571	0	14.14688	0	0.2735075	0	0.1163826
11/22/2019 7:21	N				0	0.2821019	0	0.1265543
11/22/2019 7:22	N				0	0.2897539	0	0.1365982
11/22/2019 7:23	N				0	0.2975669	0	0.1464738
11/22/2019 7:24	N				0	0.308088	0	0.1562858
11/22/2019 7:25	N	12.60947	0	13.793	0	0.3176787	0	0.1661955
11/22/2019 7:26	N				0	0.3235147	0	0.1761167
11/22/2019 7:27	N				0	0.3257636	0	0.1853839
11/22/2019 7:28	N				0	0.3299659	0	0.1943043
11/22/2019 7:29	N				0	0.3330775	0	0.2028929
11/22/2019 7:30	N	12.53947	0	13.50876	0	0.3368869	0	0.2111825
11/22/2019 7:31	N				0	0.3420825	0	0.2194041
11/22/2019 7:32	N				0	0.3460453	0	0.2272158
11/22/2019 7:33	N				0	0.3498515	0	0.2347864
11/22/2019 7:34	N				0	0.3530734	0	0.2421039
11/22/2019 7:35	N	12.46946	0	13.41379	0	0.3567109	0	0.2491851
11/22/2019 7:36	N				0	0.3590524	0	0.2559979
11/22/2019 7:37	N				0	0.3613603	0	0.2626377
11/22/2019 7:38	N				0	0.3649776	0	0.2689649
11/22/2019 7:39	N				0	0.3715644	0	0.275311
11/22/2019 7:40	N	12.49571	0	13.17581	0	0.374255	0	0.2814495
11/22/2019 7:41	N				0	0.3856054	0	0.2876575
11/22/2019 7:42	N				0	0.3875841	0	0.2938889
11/22/2019 7:43	N				0	0.3820194	0	0.2995349
11/22/2019 7:44	N				0	0.3855158	0	0.3048431
11/22/2019 7:45	N	12.53947	0	12.79355	0	0.3887584	0	0.3100007
11/22/2019 7:46	N				0	0.3857612	0	0.3147434
11/22/2019 7:47	N				0	0.3892229	0	0.3193523
11/22/2019 7:48	N				0	0.3889391	0	0.3237963
11/22/2019 7:49	N				0	0.3901808	0	0.3278777
11/22/2019 7:50	N	12.54822	0	12.60165	0	0.3919288	0	0.3318874
11/22/2019 7:51	N				0	0.3943954	0	0.3357448
11/22/2019 7:52	N				0	0.3968351	0	0.3395025
11/22/2019 7:53	N				0	0.4007757	0	0.3432883
11/22/2019 7:54	N				0	0.4001944	0	0.346854
11/22/2019 7:55	N	12.50446	0	12.60165	0	0.4001636	0	0.3501819
11/22/2019 7:56	N				0	0.4028091	0	0.3534271
11/22/2019 7:57	N				0	0.4050064	0	0.3566166
11/22/2019 7:58	N				0	0.408762	0	0.35978
11/22/2019 7:59	N				0	0.40956	0	0.3629538
11/22/2019 8:00	N	12.48696	0	12.38516	0	0.4124668	0	0.365985
11/22/2019 8:01	N				0	0.4120198	0	0.3688319
11/22/2019 8:02	N				0	0.4136286	0	0.3715804
11/22/2019 8:03	N				0	0.4142764	0	0.3742151
11/22/2019 8:04	N				0	0.4143414	0	0.376767
11/22/2019 8:05	N	12.59197	0	12.28879	0	0.4169359	0	0.3791915
11/22/2019 8:06	N				0	0.4183785	0	0.3816035
11/22/2019 8:07	N				0	0.418464	0	0.3839173
11/22/2019 8:08	N				0	0.4194028	0	0.3860894
11/22/2019 8:09	N				0	0.4222413	0	0.3883821
11/22/2019 8:10	N	12.47821	0	12.11972	0	0.4213983	0	0.3904527
11/22/2019 8:11	N				0	0.4221677	0	0.3923926
11/22/2019 8:12	N				0	0.4243524	0	0.3943319
11/22/2019 8:13	N				0	0.4244404	0	0.3962054
11/22/2019 8:14	N				0	0.4257994	0	0.3979971
11/22/2019 8:15	N	12.50446	0	11.70737	0	0.425993	0	0.399773
11/22/2019 8:16	N				0	0.4259059	0	0.4014046
11/22/2019 8:17	N				0	0.4277266	0	0.4030566
11/22/2019 8:18	N				0	0.4304593	0	0.4046887
11/22/2019 8:19	N				0	0.4313707	0	0.4063147
11/22/2019 8:20	N	12.48696	0	11.9017	0	0.4317511	0	0.4078881
11/22/2019 8:21	N				0	0.4338083	0	0.4095027
11/22/2019 8:22	N				0	0.4348817	0	0.4110613
11/22/2019 8:23	N				0	0.4354291	0	0.4125686
11/22/2019 8:24	N				0	0.4386909	0	0.4140918
11/22/2019 8:25	N	12.35571	0	11.9017	0	0.4392344	0	0.4156329
11/22/2019 8:26	N				0	0.4416239	0	0.4172227
11/22/2019 8:27	N				0	0.4421337	0	0.4187596
11/22/2019 8:28	N				0	0.4445184	0	0.4203091
11/22/2019 8:29	N				0	0.4453598	0	0.421863
11/22/2019 8:30	N	12.46946	0	11.7803	0	0.4440749	0	0.4232405
11/22/2019 8:31	N				0	0.4452934	0	0.4245728
11/22/2019 8:32	N				0	0.4462624	0	0.4259517
11/22/2019 8:33	N				0	0.4470657	0	0.4272573
11/22/2019 8:34	N				0	0.4478495	0	0.4285333
11/22/2019 8:35	N	12.52197	0	11.53683	0	0.4497745	0	0.4298388
11/22/2019 8:36	N				0	0.4506223	0	0.4310891
11/22/2019 8:37	N				0	0.4499957	0	0.4322854
11/22/2019 8:38	N				0	0.4499241	0	0.4333754
11/22/2019 8:39	N				0	0.4506953	0	0.4344549
11/22/2019 8:40	N	12.53072	0	11.31699	0	0.4533117	0	0.4355752
11/22/2019 8:41	N				0	0.4535015	0	0.4366845
11/22/2019 8:42	N				0	0.4532028	0	0.4377168
11/22/2019 8:43	N				0	0.4541858	0	0.4387143
11/22/2019 8:44	N				0	0.4545606	0	0.4396819
11/22/2019 8:45	N	12.50446	0	11.61002	0	0.4546385	0	0.4406152
11/22/2019 8:46	N				0	0.4560479	0	0.4415293
11/22/2019 8:47	N				0	0.4573905	0	0.4424889
11/22/2019 8:48	N				0	0.4583833	0	0.4434999
11/22/2019 8:49	N				0	0.4591872	0	0.4444951
11/22/2019 8:50	N	12.51321	0	11.73172	0	0.4633021	0	0.4455793
11/22/2019 8:51	N				0	0.4641634	0	0.4467378
11/22/2019 8:52	N				0	0.465466	0	0.447898
11/22/2019 8:53	N				0	0.4654365	0	0.448992
11/22/2019 8:54	N				0	0.4659212	0	0.450061
11/22/2019 8:55	N	12.36446	0	11.61002	0	0.4668465	0	0.4510781
11/22/2019 8:56	N				0	0.4674203	0	0.4520803
11/22/2019 8:57	N				0	0.4663633	0	0.4529719
11/22/2019 8:58	N				0	0.4674087	0	0.4538707

11/22/2019 8:59	N				0	0.4674857	0	0.45476
11/22/2019 9:00	N	12.49571	0	11.39041	0	0.4699184	0	0.4556607
11/22/2019 9:01	N				0	0.4722545	0	0.4566365
11/22/2019 9:02	N				0	0.4724493	0	0.4576372
11/22/2019 9:03	N				0	0.4737519	0	0.4586148
11/22/2019 9:04	N				0	0.473722	0	0.4595951
11/22/2019 9:05	N	12.41696	0	11.34146	0	0.4783523	0	0.4606301
11/22/2019 9:06	N				0	0.4763236	0	0.4616464
11/22/2019 9:07	N				0	0.4768329	0	0.4626001
11/22/2019 9:08	N				0	0.4764788	0	0.4634768
11/22/2019 9:09	N				0	0.4777957	0	0.4643209
11/22/2019 9:10	N	12.42571	0	11.07187	0	0.4793809	0	0.4652066
11/22/2019 9:11	N				0	0.4797573	0	0.4661283
11/22/2019 9:12	N				0	0.4811613	0	0.4670386
11/22/2019 9:13	N				0	0.4796852	0	0.4678493
11/22/2019 9:14	N				0	0.4808339	0	0.4686391
11/22/2019 9:15	N	12.36446	0	11.63437	0	0.4808812	0	0.4693946
11/22/2019 9:16	N				0	0.4816876	0	0.4701483
11/22/2019 9:17	N				0	0.4826444	0	0.4709123
11/22/2019 9:18	N				0	0.4861956	0	0.471811
11/22/2019 9:19	N				0	0.4902096	0	0.4729878
11/22/2019 9:20	N	12.44321	0	11.31699	0	0.4881335	0	0.473922
11/22/2019 9:21	N				0	0.4871837	0	0.4748106
11/22/2019 9:22	N				0	0.486589	0	0.4755667
11/22/2019 9:23	N				0	0.4855172	0	0.4761809
11/22/2019 9:24	N				0	0.4874008	0	0.4768301
11/22/2019 9:25	N	12.47821	0	11.5856	0	0.4879427	0	0.4775232
11/22/2019 9:26	N				0	0.4884353	0	0.4781775
11/22/2019 9:27	N				0	0.4889303	0	0.4788496
11/22/2019 9:28	N				0	0.4897481	0	0.4795176
11/22/2019 9:29	N				0	0.49075	0	0.480165
11/22/2019 9:30	N	12.34696	0	11.29257	0	0.4919831	0	0.4808833
11/22/2019 9:31	N				0	0.4929311	0	0.4816083
11/22/2019 9:32	N				0	0.4936512	0	0.4823555
11/22/2019 9:33	N				0	0.4924358	0	0.4829882
11/22/2019 9:34	N				0	0.4918966	0	0.483575
11/22/2019 9:35	N	12.36446	0	11.63437	0	0.4914877	0	0.4840691
11/22/2019 9:36	N				0	0.4928475	0	0.4845679
11/22/2019 9:37	N				0	0.4926875	0	0.485077
11/22/2019 9:38	N				0	0.493613	0	0.4856054
11/22/2019 9:39	N				0	0.4928012	0	0.4860377
11/22/2019 9:40	N	12.36446	0	11.17001	0	0.4938865	0	0.4865158
11/22/2019 9:41	N				0	0.4948111	0	0.4869978
11/22/2019 9:42	N				0	0.49594	0	0.4875261
11/22/2019 9:43	N				0	0.4958611	0	0.4880647
11/22/2019 9:44	N				0	0.496829	0	0.4885763
11/22/2019 9:45	N	12.31195	0	11.39041	0	0.4968921	0	0.4890884
11/22/2019 9:46	N				0	0.4976986	0	0.4895725
11/22/2019 9:47	N				0	0.498019	0	0.4900627
11/22/2019 9:48	N				0	0.4979536	0	0.490562
11/22/2019 9:49	N				0	0.4981217	0	0.491011
11/22/2019 9:50	N	12.29445	0	11.12094	0	0.4999689	0	0.4915145
11/22/2019 9:51	N				0	0.5010477	0	0.4920789
11/22/2019 9:52	N				0	0.5026989	0	0.4927112
11/22/2019 9:53	N				0	0.5046139	0	0.4933926
11/22/2019 9:54	N				0	0.5046885	0	0.4940947
11/22/2019 9:55	N	12.35571	0	11.21902	0	0.5038302	0	0.4947311
11/22/2019 9:56	N				0	0.5046035	0	0.4953382
11/22/2019 9:57	N				0	0.5065705	0	0.4959971
11/22/2019 9:58	N				0	0.5081438	0	0.4966778
11/22/2019 9:59	N				0	0.5108511	0	0.4975007
11/22/2019 10:00	N	12.27695	0	11.14548	0	0.5099686	0	0.4982992
11/22/2019 10:01	N				0	0.5102102	0	0.499043
11/22/2019 10:02	N				0	0.5103681	0	0.4997501
11/22/2019 10:03	N				0	0.5111775	0	0.5004163
11/22/2019 10:04	N				0	0.5139656	0	0.5011541
11/22/2019 10:05	N	12.32945	0	11.04727	0	0.5150096	0	0.5020266
11/22/2019 10:06	N				0	0.5150259	0	0.5028132
11/22/2019 10:07	N				0	0.5162396	0	0.5036147
11/22/2019 10:08	N				0	0.5175549	0	0.5044796
11/22/2019 10:09	N				0	0.5157114	0	0.5052452
11/22/2019 10:10	N	12.37321	0	11.02274	0	0.5175259	0	0.5059468
11/22/2019 10:11	N				0	0.5197673	0	0.5067879
11/22/2019 10:12	N				0	0.5197316	0	0.5075985
11/22/2019 10:13	N				0	0.5232513	0	0.5084864
11/22/2019 10:14	N				0	0.5260172	0	0.5094904
11/22/2019 10:15	N	12.3032	0	10.97354	0	0.5287673	0	0.5106837
11/22/2019 10:16	N				0	0.525065	0	0.5116135
11/22/2019 10:17	N				0	0.5229731	0	0.5123484
11/22/2019 10:18	N				0	0.5217603	0	0.512946
11/22/2019 10:19	N				0	0.5238276	0	0.5135671
11/22/2019 10:20	N	12.29445	0	11.07187	0	0.5268404	0	0.5142983
11/22/2019 10:21	N				0	0.5300292	0	0.5151761
11/22/2019 10:22	N				0	0.5326719	0	0.5162463
11/22/2019 10:23	N				0	0.5349198	0	0.5173575
11/22/2019 10:24	N				0	0.5346045	0	0.5184755
11/22/2019 10:25	N	12.37321	0	11.04727	0	0.5352339	0	0.5195093
11/22/2019 10:26	N				0	0.535458	0	0.5205059
11/22/2019 10:27	N				0	0.5351761	0	0.521502
11/22/2019 10:28	N				0	0.5392039	0	0.5224716
11/22/2019 10:29	N				0	0.5443906	0	0.5237296
11/22/2019 10:30	N	12.2682	0	10.72702	0	0.549602	0	0.5252793
11/22/2019 10:31	N				0	0.5533763	0	0.5269778
11/22/2019 10:32	N				0	0.5594712	0	0.5288998
11/22/2019 10:33	N				0	0.5640503	0	0.5311007
11/22/2019 10:34	N				0	0.5746955	0	0.5335562
11/22/2019 10:35	N	12.39071	0	10.6282	0	0.5799195	0	0.5363752
11/22/2019 10:36	N				0	0.5929284	0	0.539572
11/22/2019 10:37	N				0	0.6046716	0	0.543414
11/22/2019 10:38	N				0	0.6140502	0	0.5476896
11/22/2019 10:39	N				0	0.6201388	0	0.5521221
11/22/2019 10:40	N	12.18945	0	11.17001	0	0.6162063	0	0.5562294
11/22/2019 10:41	N				0	0.6052357	0	0.5596235
11/22/2019 10:42	N				0	0.5888877	0	0.5618407
11/22/2019 10:43	N				0	0.5817831	0	0.563105
11/22/2019 10:44	N				0	0.5749552	0	0.5640395
11/22/2019 10:45	N	12.40821	0	11.53683	0	0.5748663	0	0.5646392
11/22/2019 10:46	N				0	0.5780416	0	0.5654399
11/22/2019 10:47	N				0	0.5832813	0	0.5664665
11/22/2019 10:48	N				0	0.5784159	0	0.5673156
11/22/2019 10:49	N				0	0.575633	0	0.5677929
11/22/2019 10:50	N	12.2507	0	11.5856	0	0.5781758	0	0.5683382

11/22/2019 10:51	N				0	0.5719001	0	0.5686992
11/22/2019 10:52	N				0	0.5686653	0	0.5687883
11/22/2019 10:53	N				0	0.5676389	0	0.5687245
11/22/2019 10:54	N				0	0.5595407	0	0.5682285
11/22/2019 10:55	N	12.20695	0	11.63437	0	0.557619	0	0.5675118
11/22/2019 10:56	N				0	0.5462982	0	0.5663671
11/22/2019 10:57	N				0	0.5453605	0	0.5651093
11/22/2019 10:58	N				0	0.5451399	0	0.5638524
11/22/2019 10:59	N				0	0.5462434	0	0.562669
11/22/2019 11:00	N	12.39946	0	11.73172	0	0.5484018	0	0.5617495
11/22/2019 11:01	N				0	0.5436983	0	0.56075
11/22/2019 11:02	N				0	0.5759642	0	0.5612287
11/22/2019 11:03	N				0	0.5828566	0	0.5624765
11/22/2019 11:04	N				0	0.5760675	0	0.5634435
11/22/2019 11:05	N	12.39071	0	11.87747	0	0.5738754	0	0.564101
11/22/2019 11:06	N				0	0.5712099	0	0.564571
11/22/2019 11:07	N				0	0.5627806	0	0.5645679
11/22/2019 11:08	N				0	0.5679067	0	0.5646353
11/22/2019 11:09	N				0	0.5678226	0	0.5647998
11/22/2019 11:10	N	12.38196	0	12.16806	0	0.5667467	0	0.5650272
11/22/2019 11:11	N				0	0.5641601	0	0.5649883
11/22/2019 11:12	N				0	0.5597991	0	0.5647868
11/22/2019 11:13	N				0	0.5626252	0	0.5645854
11/22/2019 11:14	N				0	0.5639527	0	0.5644945
11/22/2019 11:15	N	12.25945	0	12.02292	0	0.5618644	0	0.5644256
11/22/2019 11:16	N				0	0.5571461	0	0.5640453
11/22/2019 11:17	N				0	0.5592729	0	0.5637348
11/22/2019 11:18	N				0	0.562021	0	0.5635245
11/22/2019 11:19	N				0	0.5586555	0	0.5632655
11/22/2019 11:20	N	12.34696	0	12.24051	0	0.5577698	0	0.5629296
11/22/2019 11:21	N				0	0.559058	0	0.5627108
11/22/2019 11:22	N				0	0.5555582	0	0.5622435
11/22/2019 11:23	N				0	0.5532893	0	0.5617585
11/22/2019 11:24	N				0	0.5537351	0	0.5612563
11/22/2019 11:25	N	12.31195	0	11.9017	0	0.5535026	0	0.5607395
11/22/2019 11:26	N				0	0.5522204	0	0.5602697
11/22/2019 11:27	N				0	0.5528437	0	0.5597447
11/22/2019 11:28	N				0	0.5497581	0	0.5591506
11/22/2019 11:29	N				0	0.552335	0	0.5586131
11/22/2019 11:30	N	12.2507	0	11.8046	0	0.5478017	0	0.5580797
11/22/2019 11:31	N				0	0.5499913	0	0.5575703
11/22/2019 11:32	N				0	0.5463156	0	0.5569347
11/22/2019 11:33	N				0	0.5448053	0	0.5561718
11/22/2019 11:34	N				0	0.5435984	0	0.5554331
11/22/2019 11:35	N	12.3382	0	12.11972	0	0.5421255	0	0.5546486
11/22/2019 11:36	N				0	0.5415592	0	0.5537962
11/22/2019 11:37	N				0	0.5423418	0	0.553028
11/22/2019 11:38	N				0	0.5082357	0	0.5506366
11/22/2019 11:39	N				0	0.507372	0	0.5478695
11/22/2019 11:40	N	12.25945	0	12.07132	0	0.5056942	0	0.5452509
11/22/2019 11:41	N				0	0.5065624	0	0.5428248
11/22/2019 11:42	N				0	0.502863	0	0.5404949
11/22/2019 11:43	N				0	0.5019069	0	0.5381014
11/22/2019 11:44	N				0	0.5009872	0	0.535794
11/22/2019 11:45	N	12.29445	0	11.70737	0	0.5010061	0	0.5336017
11/22/2019 11:46	N				0	0.4986531	0	0.5314445
11/22/2019 11:47	N				0	0.5003365	0	0.5294858
11/22/2019 11:48	N				0	0.4980245	0	0.527583
11/22/2019 11:49	N				0	0.4989202	0	0.5258217
11/22/2019 11:50	N	12.27695	0	12.09549	0	0.4998367	0	0.52414
11/22/2019 11:51	N				0	0.4979185	0	0.5225292
11/22/2019 11:52	N				0	0.4977928	0	0.5210212
11/22/2019 11:53	N				0	0.4947264	0	0.5194147
11/22/2019 11:54	N				0	0.4938614	0	0.5178401
11/22/2019 11:55	N	12.27695	0	12.04709	0	0.4937503	0	0.5163336
11/22/2019 11:56	N				0	0.4916866	0	0.5147632
11/22/2019 11:57	N				0	0.4912362	0	0.5133039
11/22/2019 11:58	N				0	0.490781	0	0.5118859
11/22/2019 11:59	N				0	0.490966	0	0.5105966
11/22/2019 12:00	N	12.27695	0	11.85318	0	0.4924796	0	0.509424
11/22/2019 12:01	N				0	0.4884486	0	0.5081013
11/22/2019 12:02	N				0	0.4900619	0	0.5069412
11/22/2019 12:03	N				0	0.4872291	0	0.5057764
11/22/2019 12:04	N				0	0.4852818	0	0.5045183
11/22/2019 12:05	N	12.3382	0	12.04709	0	0.4850997	0	0.5033282
11/22/2019 12:06	N				0	0.4849057	0	0.5021096
11/22/2019 12:07	N				0	0.4827628	0	0.5009717
11/22/2019 12:08	N				0	0.4831011	0	0.499858
11/22/2019 12:09	N				0	0.4828445	0	0.4987894
11/22/2019 12:10	N	12.39071	0	11.95023	0	0.4819254	0	0.4977192
11/22/2019 12:11	N				0	0.4805683	0	0.4966775
11/22/2019 12:12	N				0	0.4802812	0	0.4956401
11/22/2019 12:13	N				0	0.4795191	0	0.4946805
11/22/2019 12:14	N				0	0.4782033	0	0.4936878
11/22/2019 12:15	N	12.38196	0	11.63437	0	0.4777801	0	0.4926779
11/22/2019 12:16	N				0	0.4789659	0	0.4917646
11/22/2019 12:17	N				0	0.4769793	0	0.4909186
11/22/2019 12:18	N				0	0.478533	0	0.4901285
11/22/2019 12:19	N				0	0.4769686	0	0.4893723
11/22/2019 12:20	N	12.25945	0	11.85318	0	0.4759319	0	0.4885524
11/22/2019 12:21	N				0	0.4765693	0	0.4877662
11/22/2019 12:22	N				0	0.475549	0	0.4870356
11/22/2019 12:23	N				0	0.475913	0	0.4863104
11/22/2019 12:24	N				0	0.4818645	0	0.4860435
11/22/2019 12:25	N	12.31195	0	11.85318	0	0.4751931	0	0.4853719
11/22/2019 12:26	N				0	0.4742512	0	0.4846889
11/22/2019 12:27	N				0	0.4739099	0	0.4840252
11/22/2019 12:28	N				0	0.4735202	0	0.4833812
11/22/2019 12:29	N				0	0.4733808	0	0.482782
11/22/2019 12:30	N	12.29445	0	11.82889	0	0.4732465	0	0.4821716
11/22/2019 12:31	N				0	0.4740086	0	0.4816655
11/22/2019 12:32	N				0	0.4724421	0	0.4811387
11/22/2019 12:33	N				0	0.4755176	0	0.4807804
11/22/2019 12:34	N				0	0.4736004	0	0.4803819
11/22/2019 12:35	N	12.1982	0	11.82889	0	0.4717847	0	0.4798554
11/22/2019 12:36	N				0	0.471769	0	0.4793213
11/22/2019 12:37	N				0	0.4717317	0	0.4788355
11/22/2019 12:38	N				0	0.4719079	0	0.4784164
11/22/2019 12:39	N				0	0.4715599	0	0.477979
11/22/2019 12:40	N	12.32945	0	11.9017	0	0.4713756	0	0.477601
11/22/2019 12:41	N				0	0.4722373	0	0.4772571
11/22/2019 12:42	N				0	0.4711895	0	0.4769005

11/22/2019	12:43	N				0	0.4701824	0	0.4765133
11/22/2019	12:44	N				0	0.4704686	0	0.4761396
11/22/2019	12:45	N	12.3032	0	11.87747	0	0.4709457	0	0.4758196
11/22/2019	12:46	N				0	0.4697517	0	0.4754426
11/22/2019	12:47	N				0	0.4718131	0	0.4751579
11/22/2019	12:48	N				0	0.4692469	0	0.4748511
11/22/2019	12:49	N				0	0.4700499	0	0.4745249
11/22/2019	12:50	N	12.18945	0	11.9017	0	0.4702868	0	0.4741805
11/22/2019	12:51	N				0	0.4696766	0	0.4738884
11/22/2019	12:52	N				0	0.4695768	0	0.4735612
11/22/2019	12:53	N				0	0.4701066	0	0.4732779
11/22/2019	12:54	N				0	0.4689333	0	0.4730654
11/22/2019	12:55	N	12.14569	0	11.61002	0	0.4680333	0	0.4727791
11/22/2019	12:56	N				0	0.4668204	0	0.4724441
11/22/2019	12:57	N				0	0.4670641	0	0.4720891
11/22/2019	12:58	N				0	0.4670598	0	0.4717787
11/22/2019	12:59	N				0	0.4666867	0	0.4714715
11/22/2019	13:00	N	12.3032	0	11.8046	0	0.4675667	0	0.4712422
11/22/2019	13:01	N				0	0.4680014	0	0.4709796
11/22/2019	13:02	N				0	0.4678478	0	0.4707552
11/22/2019	13:03	N				0	0.468133	0	0.4705665
11/22/2019	13:04	N				0	0.4658086	0	0.47031
11/22/2019	13:05	N	12.3032	0	12.11972	0	0.4672772	0	0.4700572
11/22/2019	13:06	N				0	0.4656056	0	0.4698064
11/22/2019	13:07	N				0	0.4667047	0	0.4695591
11/22/2019	13:08	N				0	0.4649877	0	0.4692689
11/22/2019	13:09	N				0	0.4641461	0	0.4690011
11/22/2019	13:10	N	12.3207	0	11.97446	0	0.4629405	0	0.4686356
11/22/2019	13:11	N				0	0.4637101	0	0.4683218
11/22/2019	13:12	N				0	0.4648492	0	0.4681485
11/22/2019	13:13	N				0	0.465523	0	0.4679176
11/22/2019	13:14	N				0	0.4649127	0	0.4677191
11/22/2019	13:15	N	12.24195	0	12.04709	0	0.4634657	0	0.4674615
11/22/2019	13:16	N				0	0.4631932	0	0.4671795
11/22/2019	13:17	N				0	0.4625651	0	0.4669045
11/22/2019	13:18	N				0	0.4622626	0	0.4666035
11/22/2019	13:19	N				0	0.4629549	0	0.4663497
11/22/2019	13:20	N	12.1807	0	12.04709	0	0.4623138	0	0.4660756
11/22/2019	13:21	N				0	0.4603396	0	0.4657435
11/22/2019	13:22	N				0	0.4601499	0	0.4653994
11/22/2019	13:23	N				0	0.4579685	0	0.464989
11/22/2019	13:24	N				0	0.4592726	0	0.4645832
11/22/2019	13:25	N	12.1807	0	11.9017	0	0.4589016	0	0.4642429
11/22/2019	13:26	N				0	0.4584156	0	0.4638671
11/22/2019	13:27	N				0	0.4597123	0	0.4635847
11/22/2019	13:28	N				0	0.4587564	0	0.4633024
11/22/2019	13:29	N				0	0.4569265	0	0.4629269
11/22/2019	13:30	N	12.15444	0	12.19217	0	0.4568511	0	0.4625764
11/22/2019	13:31	N				0	0.456833	0	0.4622322
11/22/2019	13:32	N				0	0.4559457	0	0.4618548
11/22/2019	13:33	N				0	0.4560814	0	0.4614845
11/22/2019	13:34	N				0	0.4564022	0	0.4611601
11/22/2019	13:35	N	12.16319	0	11.7803	0	0.455863	0	0.4608171
11/22/2019	13:36	N				0	0.4553649	0	0.4604812
11/22/2019	13:37	N				0	0.4544847	0	0.4601078
11/22/2019	13:38	N				0	0.4542127	0	0.4597555
11/22/2019	13:39	N				0	0.4536311	0	0.4594179
11/22/2019	13:40	N	12.15444	0	11.99869	0	0.4533374	0	0.4590094
11/22/2019	13:41	N				0	0.4527954	0	0.4586618
11/22/2019	13:42	N				0	0.4533417	0	0.4582933
11/22/2019	13:43	N				0	0.4538193	0	0.4580007
11/22/2019	13:44	N				0	0.4522348	0	0.4576688
11/22/2019	13:45	N	12.09319	0	12.43332	0	0.4522786	0	0.457366
11/22/2019	13:46	N				0	0.4516691	0	0.4570127
11/22/2019	13:47	N				0	0.450344	0	0.4566122
11/22/2019	13:48	N				0	0.4494889	0	0.4561574
11/22/2019	13:49	N				0	0.4488745	0	0.4556889
11/22/2019	13:50	N	12.22445	0	11.9017	0	0.448625	0	0.4552454
11/22/2019	13:51	N				0	0.4475851	0	0.4547891
11/22/2019	13:52	N				0	0.4485574	0	0.4543663
11/22/2019	13:53	N				0	0.4478205	0	0.4539754
11/22/2019	13:54	N				0	0.4467936	0	0.4535677
11/22/2019	13:55	N	12.15444	0	12.21634	0	0.4476166	0	0.4531949
11/22/2019	13:56	N				0	0.4480489	0	0.4528484
11/22/2019	13:57	N				0	0.4468133	0	0.4524816
11/22/2019	13:58	N				0	0.4459063	0	0.4520983
11/22/2019	13:59	N				0	0.4463422	0	0.4517361
11/22/2019	14:00	N	12.12819	0	12.28879	0	0.4458531	0	0.4513919
11/22/2019	14:01	N				0	0.4472182	0	0.4510874
11/22/2019	14:02	N				0	0.4473064	0	0.4508597
11/22/2019	14:03	N				0	0.447265	0	0.4506263
11/22/2019	14:04	N				0	0.4475302	0	0.4504567
11/22/2019	14:05	N	12.22445	0	12.33701	0	0.44788	0	0.450265
11/22/2019	14:06	N				0	0.4475843	0	0.4500984
11/22/2019	14:07	N				0	0.4470677	0	0.4499056
11/22/2019	14:08	N				0	0.4464924	0	0.4497216
11/22/2019	14:09	N				0	0.4472925	0	0.4495684
11/22/2019	14:10	N	12.09319	0	12.76962	0	0.4469469	0	0.4493784
11/22/2019	14:11	N				0	0.4464867	0	0.449223
11/22/2019	14:12	N				0	0.4455402	0	0.4490612
11/22/2019	14:13	N				0	0.4451815	0	0.448845
11/22/2019	14:14	N				0	0.4463179	0	0.4486688
11/22/2019	14:15	N	12.1807	0	12.69766	0	0.4448378	0	0.448453
11/22/2019	14:16	N				0	0.4445443	0	0.4482175
11/22/2019	14:17	N				0	0.4450859	0	0.4480292
11/22/2019	14:18	N				0	0.4439598	0	0.4477853
11/22/2019	14:19	N				0	0.4441303	0	0.4475645
11/22/2019	14:20	N	12.20695	0	12.72165	0	0.4430271	0	0.4473022
11/22/2019	14:21	N				0	0.4434584	0	0.4470598
11/22/2019	14:22	N				0	0.4441029	0	0.4468336
11/22/2019	14:23	N				0	0.4431074	0	0.4466079
11/22/2019	14:24	N				0	0.4434043	0	0.4463905
11/22/2019	14:25	N	12.12819	0	12.60165	0	0.4438758	0	0.4462451
11/22/2019	14:26	N				0	0.4445392	0	0.4461025
11/22/2019	14:27	N				0	0.4444299	0	0.4459934
11/22/2019	14:28	N				0	0.4431093	0	0.4458067
11/22/2019	14:29	N				0	0.4429243	0	0.4456385
11/22/2019	14:30	N	12.11944	0	12.96103	0	0.4418173	0	0.445437
11/22/2019	14:31	N				0	0.4426432	0	0.4452455
11/22/2019	14:32	N				0	0.4431127	0	0.4451332
11/22/2019	14:33	N				0	0.4429867	0	0.4450173
11/22/2019	14:34	N				0	0.4427103	0	0.4448799

11/22/2019 14:35 N	12.16319	0	12.98489	0	0.4423123	0	0.4447433
11/22/2019 14:36 N				0	0.4427384	0	0.4446146
11/22/2019 14:37 N				0	0.4424963	0	0.4444801
11/22/2019 14:38 N				0	0.4421043	0	0.4443267
11/22/2019 14:39 N				0	0.4406235	0	0.4441357
11/22/2019 14:40 N	12.07569	0	12.69766	0	0.4415405	0	0.4439595
11/22/2019 14:41 N				0	0.4403873	0	0.4437463
11/22/2019 14:42 N				0	0.4411913	0	0.4435741
11/22/2019 14:43 N				0	0.4405463	0	0.4434127
11/22/2019 14:44 N				0	0.4413323	0	0.4432428
11/22/2019 14:45 N	12.17194	0	12.38516	0	0.4411001	0	0.4430951
11/22/2019 14:46 N				0	0.4405184	0	0.4429311
11/22/2019 14:47 N				0	0.4408059	0	0.4427666
11/22/2019 14:48 N				0	0.4403393	0	0.4426492
11/22/2019 14:49 N				0	0.440011	0	0.4424774
11/22/2019 14:50 N	12.1982	0	12.6257	0	0.4412246	0	0.4423584
11/22/2019 14:51 N				0	0.4404619	0	0.4422594
11/22/2019 14:52 N				0	0.439651	0	0.4420956
11/22/2019 14:53 N				0	0.4397395	0	0.4419293
11/22/2019 14:54 N				0	0.439423	0	0.4418152
11/22/2019 14:55 N	12.2507	0	12.57761	0	0.4377701	0	0.4416225
11/22/2019 14:56 N				0	0.4371759	0	0.4413653
11/22/2019 14:57 N				0	0.4379343	0	0.4411036
11/22/2019 14:58 N				0	0.4372668	0	0.4408708
11/22/2019 14:59 N				0	0.43747	0	0.4406422
11/22/2019 15:00 N	12.08444	0	12.36105	0	0.4367943	0	0.4404112
11/22/2019 15:01 N				0	0.4369243	0	0.4401756
11/22/2019 15:02 N				0	0.4371942	0	0.4399667
11/22/2019 15:03 N				0	0.4366877	0	0.4397765
11/22/2019 15:04 N				0	0.4373036	0	0.4396097
11/22/2019 15:05 N	12.2157	0	12.45743	0	0.436254	0	0.4394215
11/22/2019 15:06 N				0	0.4361352	0	0.4392385
11/22/2019 15:07 N				0	0.4377141	0	0.4391211
11/22/2019 15:08 N				0	0.4366557	0	0.4389646
11/22/2019 15:09 N				0	0.4364739	0	0.4387907
11/22/2019 15:10 N	12.18945	0	12.33701	0	0.4361198	0	0.43863
11/22/2019 15:11 N				0	0.4364391	0	0.4384844
11/22/2019 15:12 N				0	0.4373056	0	0.4383974
11/22/2019 15:13 N				0	0.4361877	0	0.4382819
11/22/2019 15:14 N				0	0.4378429	0	0.4381849
11/22/2019 15:15 N	12.1982	0	12.40927	0	0.4354915	0	0.4380661
11/22/2019 15:16 N				0	0.4366044	0	0.4379714
11/22/2019 15:17 N				0	0.4342929	0	0.4377834
11/22/2019 15:18 N				0	0.4351746	0	0.437587
11/22/2019 15:19 N				0	0.4347045	0	0.437404
11/22/2019 15:20 N	12.17194	0	12.33701	0	0.4345115	0	0.4372351
11/22/2019 15:21 N				0	0.4341694	0	0.4370568
11/22/2019 15:22 N				0	0.4340827	0	0.436859
11/22/2019 15:23 N				0	0.4337727	0	0.4366571
11/22/2019 15:24 N				0	0.4322701	0	0.4364076
11/22/2019 15:25 N	12.10194	0	12.48148	0	0.4319379	0	0.4361621
11/22/2019 15:26 N				0	0.4328429	0	0.4359466
11/22/2019 15:27 N				0	0.4335702	0	0.4357855
11/22/2019 15:28 N				0	0.4317901	0	0.4355605
11/22/2019 15:29 N				0	0.4312245	0	0.4352868
11/22/2019 15:30 N	12.17194	0	12.43332	0	0.4316943	0	0.4350587
11/22/2019 15:31 N				0	0.4319045	0	0.4348761
11/22/2019 15:32 N				0	0.4320316	0	0.4346713
11/22/2019 15:33 N				0	0.4320698	0	0.4345323
11/22/2019 15:34 N				0	0.4323202	0	0.4343755
11/22/2019 15:35 N	12.17194	0	12.28879	0	0.4313182	0	0.4342036
11/22/2019 15:36 N				0	0.4317918	0	0.4340361
11/22/2019 15:37 N				0	0.4310299	0	0.4338749
11/22/2019 15:38 N				0	0.4317833	0	0.4337095
11/22/2019 15:39 N				0	0.4316902	0	0.4335678
11/22/2019 15:40 N	12.09319	0	12.3129	0	0.4316161	0	0.4334579
11/22/2019 15:41 N				0	0.430635	0	0.4332955
11/22/2019 15:42 N				0	0.43185	0	0.4331437
11/22/2019 15:43 N				0	0.4303295	0	0.4330034
11/22/2019 15:44 N				0	0.4292891	0	0.4327989
11/22/2019 15:45 N	12.01444	0	12.11972	0	0.4297213	0	0.4326267
11/22/2019 15:46 N				0	0.4296466	0	0.4324639
11/22/2019 15:47 N				0	0.4283118	0	0.4322359
11/22/2019 15:48 N				0	0.4284487	0	0.4320514
11/22/2019 15:49 N				0	0.4274962	0	0.4317519
11/22/2019 15:50 N	12.16319	0	12.11972	0	0.4278677	0	0.4315227
11/22/2019 15:51 N				0	0.4276702	0	0.4312865
11/22/2019 15:52 N				0	0.4279661	0	0.4310735
11/22/2019 15:53 N				0	0.4271433	0	0.4308357
11/22/2019 15:54 N				0	0.4268953	0	0.4306212
11/22/2019 15:55 N	12.16319	0	11.87747	0	0.4268976	0	0.4303755
11/22/2019 15:56 N				0	0.426868	0	0.4301591
11/22/2019 15:57 N				0	0.4268084	0	0.4299367
11/22/2019 15:58 N				0	0.4270107	0	0.4297361
11/22/2019 15:59 N				0	0.4268627	0	0.4295372
11/22/2019 16:00 N	12.16319	0	12.02292	0	0.4269893	0	0.4293881
11/22/2019 16:01 N				0	0.4262308	0	0.4292098
11/22/2019 16:02 N				0	0.4259632	0	0.4290109
11/22/2019 16:03 N				0	0.4250566	0	0.4287645
11/22/2019 16:04 N				0	0.4252995	0	0.4285525
11/22/2019 16:05 N	12.16319	0	11.9017	0	0.4263552	0	0.4283979
11/22/2019 16:06 N				0	0.4269192	0	0.428347
11/22/2019 16:07 N				0	0.4269617	0	0.4282759
11/22/2019 16:08 N				0	0.4264668	0	0.4281566
11/22/2019 16:09 N				0	0.4266181	0	0.428048
11/22/2019 16:10 N	12.14569	0	11.73172	0	0.4265916	0	0.4279852
11/22/2019 16:11 N				0	0.4272411	0	0.4279277
11/22/2019 16:12 N				0	0.4265001	0	0.4278669
11/22/2019 16:13 N				0	0.4274318	0	0.427824
11/22/2019 16:14 N				0	0.4274249	0	0.4277413
11/22/2019 16:15 N	12.13694	0	11.5856	0	0.4265629	0	0.427686
11/22/2019 16:16 N				0	0.4276347	0	0.4276401
11/22/2019 16:17 N				0	0.4273884	0	0.4276328
11/22/2019 16:18 N				0	0.4268494	0	0.4275962
11/22/2019 16:19 N				0	0.4270372	0	0.4275609
11/22/2019 16:20 N	12.17194	0	11.36594	0	0.4273098	0	0.4275538
11/22/2019 16:21 N				0	0.4272297	0	0.4275519
11/22/2019 16:22 N				0	0.4271297	0	0.4275325
11/22/2019 16:23 N				0	0.4280159	0	0.4275511
11/22/2019 16:24 N				0	0.4267829	0	0.4275251
11/22/2019 16:25 N	12.08444	0	11.46365	0	0.4279809	0	0.4275036
11/22/2019 16:26 N				0	0.427467	0	0.4275051

11/22/2019 16:27	N					0	0.4274911	0	0.427508
11/22/2019 16:28	N					0	0.4276148	0	0.4275008
11/22/2019 16:29	N					0	0.4278278	0	0.4274961
11/22/2019 16:30	N	12.04944	0	11.26804		0	0.4267533	0	0.4274603
11/22/2019 16:31	N					0	0.4274994	0	0.4274271
11/22/2019 16:32	N					0	0.4266763	0	0.4273938
11/22/2019 16:33	N					0	0.428097	0	0.42738
11/22/2019 16:34	N					0	0.4272743	0	0.4273795
11/22/2019 16:35	N	12.04944	0	11.41483		0	0.4270197	0	0.4273421
11/22/2019 16:36	N					0	0.4273469	0	0.427351
11/22/2019 16:37	N					0	0.4267091	0	0.427326
11/22/2019 16:38	N					0	0.4269886	0	0.4272945
11/22/2019 16:39	N					0	0.4272916	0	0.4272776
11/22/2019 16:40	N	12.05819	0	11.24356		0	0.4272341	0	0.4272698
11/22/2019 16:41	N					0	0.4271175	0	0.4273089
11/22/2019 16:42	N					0	0.4271317	0	0.4273112
11/22/2019 16:43	N					0	0.4283229	0	0.4273483
11/22/2019 16:44	N					0	0.4293594	0	0.4274155
11/22/2019 16:45	N	12.14569	0	11.17001		0	0.4293669	0	0.4275171
11/22/2019 16:46	N					0	0.428061	0	0.4275944
11/22/2019 16:47	N					0	0.4287929	0	0.4276592
11/22/2019 16:48	N					0	0.4288963	0	0.4277353
11/22/2019 16:49	N					0	0.4300249	0	0.4278614
11/22/2019 16:50	N	12.14569	0	11.07187		0	0.4305132	0	0.42801
11/22/2019 16:51	N					0	0.4309264	0	0.4281797
11/22/2019 16:52	N					0	0.4308386	0	0.4283679
11/22/2019 16:53	N					0	0.431007	0	0.4285374
11/22/2019 16:54	N					0	0.4314553	0	0.4286919
11/22/2019 16:55	N	12.12819	0	10.92429		0	0.4307887	0	0.4288152

Test 007

Instrument		Data Properties	
Model	DustTrak II	Start Date	11/22/2019
Instrument S/N	8530122705	Start Time	7:09:07
		Stop Date	11/22/2019
		Stop Time	16:58:07
		Total Time	0:09:49:00
		Logging Interval	30 seconds

Test Data

Data Point	Date	Time	AEROSOL mg/m^3
1	11/22/2019	7:09:37	0.029
2	11/22/2019	7:10:07	0.031
3	11/22/2019	7:10:37	0.032
4	11/22/2019	7:11:07	0.032
5	11/22/2019	7:11:37	0.032
6	11/22/2019	7:12:07	0.032
7	11/22/2019	7:12:37	0.032
8	11/22/2019	7:13:07	0.032
9	11/22/2019	7:13:37	0.032
10	11/22/2019	7:14:07	0.032
11	11/22/2019	7:14:37	0.032
12	11/22/2019	7:15:07	0.032
13	11/22/2019	7:15:37	0.032
14	11/22/2019	7:16:07	0.032
15	11/22/2019	7:16:37	0.032
16	11/22/2019	7:17:07	0.032
17	11/22/2019	7:17:37	0.032
18	11/22/2019	7:18:07	0.032
19	11/22/2019	7:18:37	0.033
20	11/22/2019	7:19:07	0.033
21	11/22/2019	7:19:37	0.032
22	11/22/2019	7:20:07	0.032
23	11/22/2019	7:20:37	0.032
24	11/22/2019	7:21:07	0.032
25	11/22/2019	7:21:37	0.032
26	11/22/2019	7:22:07	0.032
27	11/22/2019	7:22:37	0.032
28	11/22/2019	7:23:07	0.032
29	11/22/2019	7:23:37	0.033
30	11/22/2019	7:24:07	0.033
31	11/22/2019	7:24:37	0.033
32	11/22/2019	7:25:07	0.034

33	11/22/2019	7:25:37	0.035
34	11/22/2019	7:26:07	0.035
35	11/22/2019	7:26:37	0.036
36	11/22/2019	7:27:07	0.037
37	11/22/2019	7:27:37	0.037
38	11/22/2019	7:28:07	0.038
39	11/22/2019	7:28:37	0.037
40	11/22/2019	7:29:07	0.037
41	11/22/2019	7:29:37	0.037
42	11/22/2019	7:30:07	0.038
43	11/22/2019	7:30:37	0.039
44	11/22/2019	7:31:07	0.04
45	11/22/2019	7:31:37	0.04
46	11/22/2019	7:32:07	0.042
47	11/22/2019	7:32:37	0.044
48	11/22/2019	7:33:07	0.044
49	11/22/2019	7:33:37	0.044
50	11/22/2019	7:34:07	0.045
51	11/22/2019	7:34:37	0.044
52	11/22/2019	7:35:07	0.045
53	11/22/2019	7:35:37	0.046
54	11/22/2019	7:36:07	0.044
55	11/22/2019	7:36:37	0.046
56	11/22/2019	7:37:07	0.046
57	11/22/2019	7:37:37	0.047
58	11/22/2019	7:38:07	0.047
59	11/22/2019	7:38:37	0.048
60	11/22/2019	7:39:07	0.049
61	11/22/2019	7:39:37	0.05
62	11/22/2019	7:40:07	0.057
63	11/22/2019	7:40:37	0.054
64	11/22/2019	7:41:07	0.053
65	11/22/2019	7:41:37	0.051
66	11/22/2019	7:42:07	0.048
67	11/22/2019	7:42:37	0.049
68	11/22/2019	7:43:07	0.049
69	11/22/2019	7:43:37	0.05
70	11/22/2019	7:44:07	0.05
71	11/22/2019	7:44:37	0.049
72	11/22/2019	7:45:07	0.048
73	11/22/2019	7:45:37	0.049
74	11/22/2019	7:46:07	0.052
75	11/22/2019	7:46:37	0.053
76	11/22/2019	7:47:07	0.052
77	11/22/2019	7:47:37	0.05
78	11/22/2019	7:48:07	0.05

79	11/22/2019	7:48:37	0.045
80	11/22/2019	7:49:07	0.044
81	11/22/2019	7:49:37	0.044
82	11/22/2019	7:50:07	0.048
83	11/22/2019	7:50:37	0.049
84	11/22/2019	7:51:07	0.048
85	11/22/2019	7:51:37	0.048
86	11/22/2019	7:52:07	0.051
87	11/22/2019	7:52:37	0.051
88	11/22/2019	7:53:07	0.05
89	11/22/2019	7:53:37	0.049
90	11/22/2019	7:54:07	0.048
91	11/22/2019	7:54:37	0.049
92	11/22/2019	7:55:07	0.05
93	11/22/2019	7:55:37	0.051
94	11/22/2019	7:56:07	0.05
95	11/22/2019	7:56:37	0.049
96	11/22/2019	7:57:07	0.048
97	11/22/2019	7:57:37	0.049
98	11/22/2019	7:58:07	0.048
99	11/22/2019	7:58:37	0.049
100	11/22/2019	7:59:07	0.05
101	11/22/2019	7:59:37	0.049
102	11/22/2019	8:00:07	0.049
103	11/22/2019	8:00:37	0.048
104	11/22/2019	8:01:07	0.048
105	11/22/2019	8:01:37	0.048
106	11/22/2019	8:02:07	0.047
107	11/22/2019	8:02:37	0.047
108	11/22/2019	8:03:07	0.045
109	11/22/2019	8:03:37	0.042
110	11/22/2019	8:04:07	0.041
111	11/22/2019	8:04:37	0.041
112	11/22/2019	8:05:07	0.041
113	11/22/2019	8:05:37	0.041
114	11/22/2019	8:06:07	0.041
115	11/22/2019	8:06:37	0.042
116	11/22/2019	8:07:07	0.04
117	11/22/2019	8:07:37	0.04
118	11/22/2019	8:08:07	0.039
119	11/22/2019	8:08:37	0.037
120	11/22/2019	8:09:07	0.037
121	11/22/2019	8:09:37	0.037
122	11/22/2019	8:10:07	0.037
123	11/22/2019	8:10:37	0.037
124	11/22/2019	8:11:07	0.037

125	11/22/2019	8:11:37	0.036
126	11/22/2019	8:12:07	0.036
127	11/22/2019	8:12:37	0.036
128	11/22/2019	8:13:07	0.035
129	11/22/2019	8:13:37	0.036
130	11/22/2019	8:14:07	0.035
131	11/22/2019	8:14:37	0.036
132	11/22/2019	8:15:07	0.037
133	11/22/2019	8:15:37	0.038
134	11/22/2019	8:16:07	0.039
135	11/22/2019	8:16:37	0.04
136	11/22/2019	8:17:07	0.039
137	11/22/2019	8:17:37	0.038
138	11/22/2019	8:18:07	0.039
139	11/22/2019	8:18:37	0.038
140	11/22/2019	8:19:07	0.038
141	11/22/2019	8:19:37	0.038
142	11/22/2019	8:20:07	0.038
143	11/22/2019	8:20:37	0.038
144	11/22/2019	8:21:07	0.038
145	11/22/2019	8:21:37	0.038
146	11/22/2019	8:22:07	0.039
147	11/22/2019	8:22:37	0.039
148	11/22/2019	8:23:07	0.039
149	11/22/2019	8:23:37	0.039
150	11/22/2019	8:24:07	0.039
151	11/22/2019	8:24:37	0.039
152	11/22/2019	8:25:07	0.039
153	11/22/2019	8:25:37	0.038
154	11/22/2019	8:26:07	0.038
155	11/22/2019	8:26:37	0.038
156	11/22/2019	8:27:07	0.037
157	11/22/2019	8:27:37	0.037
158	11/22/2019	8:28:07	0.037
159	11/22/2019	8:28:37	0.037
160	11/22/2019	8:29:07	0.037
161	11/22/2019	8:29:37	0.037
162	11/22/2019	8:30:07	0.037
163	11/22/2019	8:30:37	0.037
164	11/22/2019	8:31:07	0.037
165	11/22/2019	8:31:37	0.037
166	11/22/2019	8:32:07	0.037
167	11/22/2019	8:32:37	0.037
168	11/22/2019	8:33:07	0.038
169	11/22/2019	8:33:37	0.038
170	11/22/2019	8:34:07	0.037

171	11/22/2019	8:34:37	0.038
172	11/22/2019	8:35:07	0.038
173	11/22/2019	8:35:37	0.038
174	11/22/2019	8:36:07	0.038
175	11/22/2019	8:36:37	0.038
176	11/22/2019	8:37:07	0.038
177	11/22/2019	8:37:37	0.037
178	11/22/2019	8:38:07	0.037
179	11/22/2019	8:38:37	0.037
180	11/22/2019	8:39:07	0.037
181	11/22/2019	8:39:37	0.037
182	11/22/2019	8:40:07	0.037
183	11/22/2019	8:40:37	0.037
184	11/22/2019	8:41:07	0.037
185	11/22/2019	8:41:37	0.036
186	11/22/2019	8:42:07	0.037
187	11/22/2019	8:42:37	0.037
188	11/22/2019	8:43:07	0.037
189	11/22/2019	8:43:37	0.037
190	11/22/2019	8:44:07	0.037
191	11/22/2019	8:44:37	0.037
192	11/22/2019	8:45:07	0.037
193	11/22/2019	8:45:37	0.037
194	11/22/2019	8:46:07	0.038
195	11/22/2019	8:46:37	0.037
196	11/22/2019	8:47:07	0.037
197	11/22/2019	8:47:37	0.038
198	11/22/2019	8:48:07	0.037
199	11/22/2019	8:48:37	0.037
200	11/22/2019	8:49:07	0.038
201	11/22/2019	8:49:37	0.038
202	11/22/2019	8:50:07	0.038
203	11/22/2019	8:50:37	0.038
204	11/22/2019	8:51:07	0.038
205	11/22/2019	8:51:37	0.038
206	11/22/2019	8:52:07	0.038
207	11/22/2019	8:52:37	0.038
208	11/22/2019	8:53:07	0.038
209	11/22/2019	8:53:37	0.037
210	11/22/2019	8:54:07	0.037
211	11/22/2019	8:54:37	0.038
212	11/22/2019	8:55:07	0.038
213	11/22/2019	8:55:37	0.037
214	11/22/2019	8:56:07	0.037
215	11/22/2019	8:56:37	0.038
216	11/22/2019	8:57:07	0.038

217	11/22/2019	8:57:37	0.037
218	11/22/2019	8:58:07	0.038
219	11/22/2019	8:58:37	0.038
220	11/22/2019	8:59:07	0.038
221	11/22/2019	8:59:37	0.038
222	11/22/2019	9:00:07	0.039
223	11/22/2019	9:00:37	0.039
224	11/22/2019	9:01:07	0.039
225	11/22/2019	9:01:37	0.038
226	11/22/2019	9:02:07	0.039
227	11/22/2019	9:02:37	0.038
228	11/22/2019	9:03:07	0.038
229	11/22/2019	9:03:37	0.038
230	11/22/2019	9:04:07	0.039
231	11/22/2019	9:04:37	0.04
232	11/22/2019	9:05:07	0.039
233	11/22/2019	9:05:37	0.039
234	11/22/2019	9:06:07	0.039
235	11/22/2019	9:06:37	0.038
236	11/22/2019	9:07:07	0.038
237	11/22/2019	9:07:37	0.038
238	11/22/2019	9:08:07	0.038
239	11/22/2019	9:08:37	0.038
240	11/22/2019	9:09:07	0.038
241	11/22/2019	9:09:37	0.039
242	11/22/2019	9:10:07	0.039
243	11/22/2019	9:10:37	0.039
244	11/22/2019	9:11:07	0.038
245	11/22/2019	9:11:37	0.039
246	11/22/2019	9:12:07	0.038
247	11/22/2019	9:12:37	0.038
248	11/22/2019	9:13:07	0.038
249	11/22/2019	9:13:37	0.038
250	11/22/2019	9:14:07	0.038
251	11/22/2019	9:14:37	0.037
252	11/22/2019	9:15:07	0.038
253	11/22/2019	9:15:37	0.038
254	11/22/2019	9:16:07	0.037
255	11/22/2019	9:16:37	0.038
256	11/22/2019	9:17:07	0.039
257	11/22/2019	9:17:37	0.038
258	11/22/2019	9:18:07	0.039
259	11/22/2019	9:18:37	0.039
260	11/22/2019	9:19:07	0.039
261	11/22/2019	9:19:37	0.039
262	11/22/2019	9:20:07	0.037

263	11/22/2019	9:20:37	0.038
264	11/22/2019	9:21:07	0.038
265	11/22/2019	9:21:37	0.038
266	11/22/2019	9:22:07	0.04
267	11/22/2019	9:22:37	0.041
268	11/22/2019	9:23:07	0.041
269	11/22/2019	9:23:37	0.042
270	11/22/2019	9:24:07	0.041
271	11/22/2019	9:24:37	0.041
272	11/22/2019	9:25:07	0.042
273	11/22/2019	9:25:37	0.041
274	11/22/2019	9:26:07	0.041
275	11/22/2019	9:26:37	0.042
276	11/22/2019	9:27:07	0.042
277	11/22/2019	9:27:37	0.042
278	11/22/2019	9:28:07	0.042
279	11/22/2019	9:28:37	0.042
280	11/22/2019	9:29:07	0.041
281	11/22/2019	9:29:37	0.04
282	11/22/2019	9:30:07	0.039
283	11/22/2019	9:30:37	0.037
284	11/22/2019	9:31:07	0.038
285	11/22/2019	9:31:37	0.038
286	11/22/2019	9:32:07	0.039
287	11/22/2019	9:32:37	0.037
288	11/22/2019	9:33:07	0.036
289	11/22/2019	9:33:37	0.036
290	11/22/2019	9:34:07	0.036
291	11/22/2019	9:34:37	0.036
292	11/22/2019	9:35:07	0.036
293	11/22/2019	9:35:37	0.035
294	11/22/2019	9:36:07	0.035
295	11/22/2019	9:36:37	0.035
296	11/22/2019	9:37:07	0.035
297	11/22/2019	9:37:37	0.035
298	11/22/2019	9:38:07	0.036
299	11/22/2019	9:38:37	0.037
300	11/22/2019	9:39:07	0.038
301	11/22/2019	9:39:37	0.038
302	11/22/2019	9:40:07	0.038
303	11/22/2019	9:40:37	0.037
304	11/22/2019	9:41:07	0.037
305	11/22/2019	9:41:37	0.037
306	11/22/2019	9:42:07	0.036
307	11/22/2019	9:42:37	0.037
308	11/22/2019	9:43:07	0.037

309	11/22/2019	9:43:37	0.037
310	11/22/2019	9:44:07	0.038
311	11/22/2019	9:44:37	0.037
312	11/22/2019	9:45:07	0.037
313	11/22/2019	9:45:37	0.038
314	11/22/2019	9:46:07	0.037
315	11/22/2019	9:46:37	0.038
316	11/22/2019	9:47:07	0.038
317	11/22/2019	9:47:37	0.038
318	11/22/2019	9:48:07	0.038
319	11/22/2019	9:48:37	0.038
320	11/22/2019	9:49:07	0.038
321	11/22/2019	9:49:37	0.039
322	11/22/2019	9:50:07	0.04
323	11/22/2019	9:50:37	0.04
324	11/22/2019	9:51:07	0.043
325	11/22/2019	9:51:37	0.044
326	11/22/2019	9:52:07	0.043
327	11/22/2019	9:52:37	0.042
328	11/22/2019	9:53:07	0.043
329	11/22/2019	9:53:37	0.042
330	11/22/2019	9:54:07	0.04
331	11/22/2019	9:54:37	0.04
332	11/22/2019	9:55:07	0.042
333	11/22/2019	9:55:37	0.045
334	11/22/2019	9:56:07	0.045
335	11/22/2019	9:56:37	0.045
336	11/22/2019	9:57:07	0.045
337	11/22/2019	9:57:37	0.045
338	11/22/2019	9:58:07	0.045
339	11/22/2019	9:58:37	0.045
340	11/22/2019	9:59:07	0.045
341	11/22/2019	9:59:37	0.045
342	11/22/2019	10:00:07	0.045
343	11/22/2019	10:00:37	0.045
344	11/22/2019	10:01:07	0.045
345	11/22/2019	10:01:37	0.044
346	11/22/2019	10:02:07	0.044
347	11/22/2019	10:02:37	0.045
348	11/22/2019	10:03:07	0.044
349	11/22/2019	10:03:37	0.042
350	11/22/2019	10:04:07	0.042
351	11/22/2019	10:04:37	0.043
352	11/22/2019	10:05:07	0.043
353	11/22/2019	10:05:37	0.043
354	11/22/2019	10:06:07	0.043

355	11/22/2019	10:06:37	0.041
356	11/22/2019	10:07:07	0.041
357	11/22/2019	10:07:37	0.042
358	11/22/2019	10:08:07	0.043
359	11/22/2019	10:08:37	0.044
360	11/22/2019	10:09:07	0.043
361	11/22/2019	10:09:37	0.042
362	11/22/2019	10:10:07	0.042
363	11/22/2019	10:10:37	0.043
364	11/22/2019	10:11:07	0.042
365	11/22/2019	10:11:37	0.042
366	11/22/2019	10:12:07	0.043
367	11/22/2019	10:12:37	0.042
368	11/22/2019	10:13:07	0.042
369	11/22/2019	10:13:37	0.042
370	11/22/2019	10:14:07	0.042
371	11/22/2019	10:14:37	0.042
372	11/22/2019	10:15:07	0.042
373	11/22/2019	10:15:37	0.041
374	11/22/2019	10:16:07	0.041
375	11/22/2019	10:16:37	0.04
376	11/22/2019	10:17:07	0.041
377	11/22/2019	10:17:37	0.041
378	11/22/2019	10:18:07	0.042
379	11/22/2019	10:18:37	0.041
380	11/22/2019	10:19:07	0.041
381	11/22/2019	10:19:37	0.042
382	11/22/2019	10:20:07	0.042
383	11/22/2019	10:20:37	0.042
384	11/22/2019	10:21:07	0.042
385	11/22/2019	10:21:37	0.041
386	11/22/2019	10:22:07	0.041
387	11/22/2019	10:22:37	0.042
388	11/22/2019	10:23:07	0.041
389	11/22/2019	10:23:37	0.041
390	11/22/2019	10:24:07	0.041
391	11/22/2019	10:24:37	0.041
392	11/22/2019	10:25:07	0.041
393	11/22/2019	10:25:37	0.041
394	11/22/2019	10:26:07	0.041
395	11/22/2019	10:26:37	0.042
396	11/22/2019	10:27:07	0.041
397	11/22/2019	10:27:37	0.042
398	11/22/2019	10:28:07	0.042
399	11/22/2019	10:28:37	0.041
400	11/22/2019	10:29:07	0.039

401	11/22/2019	10:29:37	0.039
402	11/22/2019	10:30:07	0.037
403	11/22/2019	10:30:37	0.039
404	11/22/2019	10:31:07	0.038
405	11/22/2019	10:31:37	0.038
406	11/22/2019	10:32:07	0.035
407	11/22/2019	10:32:37	0.034
408	11/22/2019	10:33:07	0.033
409	11/22/2019	10:33:37	0.033
410	11/22/2019	10:34:07	0.025
411	11/22/2019	10:34:37	0.021
412	11/22/2019	10:35:07	0.022
413	11/22/2019	10:35:37	0.02
414	11/22/2019	10:36:07	0.019
415	11/22/2019	10:36:37	0.016
416	11/22/2019	10:37:07	0.016
417	11/22/2019	10:37:37	0.014
418	11/22/2019	10:38:07	0.013
419	11/22/2019	10:38:37	0.012
420	11/22/2019	10:39:07	0.012
421	11/22/2019	10:39:37	0.01
422	11/22/2019	10:40:07	0.009
423	11/22/2019	10:40:37	0.01
424	11/22/2019	10:41:07	0.009
425	11/22/2019	10:41:37	0.007
426	11/22/2019	10:42:07	0.006
427	11/22/2019	10:42:37	0.006
428	11/22/2019	10:43:07	0.005
429	11/22/2019	10:43:37	0.005
430	11/22/2019	10:44:07	0.004
431	11/22/2019	10:44:37	0.004
432	11/22/2019	10:45:07	0.004
433	11/22/2019	10:45:37	0.004
434	11/22/2019	10:46:07	0.004
435	11/22/2019	10:46:37	0.003
436	11/22/2019	10:47:07	0.003
437	11/22/2019	10:47:37	0.003
438	11/22/2019	10:48:07	0.003
439	11/22/2019	10:48:37	0.003
440	11/22/2019	10:49:07	0.003
441	11/22/2019	10:49:37	0.003
442	11/22/2019	10:50:07	0.002
443	11/22/2019	10:50:37	0.002
444	11/22/2019	10:51:07	0.002
445	11/22/2019	10:51:37	0.002
446	11/22/2019	10:52:07	0.002

447	11/22/2019	10:52:37	0.002
448	11/22/2019	10:53:07	0.002
449	11/22/2019	10:53:37	0.002
450	11/22/2019	10:54:07	0.003
451	11/22/2019	10:54:37	0.002
452	11/22/2019	10:55:07	0.002
453	11/22/2019	10:55:37	0.002
454	11/22/2019	10:56:07	0.002
455	11/22/2019	10:56:37	0.002
456	11/22/2019	10:57:07	0.002
457	11/22/2019	10:57:37	0.002
458	11/22/2019	10:58:07	0.002
459	11/22/2019	10:58:37	0.002
460	11/22/2019	10:59:07	0.002
461	11/22/2019	10:59:37	0.002
462	11/22/2019	11:00:07	0.002
463	11/22/2019	11:00:37	0.002
464	11/22/2019	11:01:07	0.002
465	11/22/2019	11:01:37	0.002
466	11/22/2019	11:02:07	0.002
467	11/22/2019	11:02:37	0.002
468	11/22/2019	11:03:07	0.002
469	11/22/2019	11:03:37	0.002
470	11/22/2019	11:04:07	0.002
471	11/22/2019	11:04:37	0.002
472	11/22/2019	11:05:07	0.002
473	11/22/2019	11:05:37	0.002
474	11/22/2019	11:06:07	0.002
475	11/22/2019	11:06:37	0.002
476	11/22/2019	11:07:07	0.002
477	11/22/2019	11:07:37	0.002
478	11/22/2019	11:08:07	0.002
479	11/22/2019	11:08:37	0.002
480	11/22/2019	11:09:07	0.002
481	11/22/2019	11:09:37	0.002
482	11/22/2019	11:10:07	0.002
483	11/22/2019	11:10:37	0.002
484	11/22/2019	11:11:07	0.002
485	11/22/2019	11:11:37	0.002
486	11/22/2019	11:12:07	0.002
487	11/22/2019	11:12:37	0.002
488	11/22/2019	11:13:07	0.002
489	11/22/2019	11:13:37	0.002
490	11/22/2019	11:14:07	0.002
491	11/22/2019	11:14:37	0.002
492	11/22/2019	11:15:07	0.002

493	11/22/2019	11:15:37	0.002
494	11/22/2019	11:16:07	0.002
495	11/22/2019	11:16:37	0.002
496	11/22/2019	11:17:07	0.002
497	11/22/2019	11:17:37	0.002
498	11/22/2019	11:18:07	0.002
499	11/22/2019	11:18:37	0.002
500	11/22/2019	11:19:07	0.002
501	11/22/2019	11:19:37	0.002
502	11/22/2019	11:20:07	0.002
503	11/22/2019	11:20:37	0.002
504	11/22/2019	11:21:07	0.002
505	11/22/2019	11:21:37	0.002
506	11/22/2019	11:22:07	0.002
507	11/22/2019	11:22:37	0.002
508	11/22/2019	11:23:07	0.002
509	11/22/2019	11:23:37	0.002
510	11/22/2019	11:24:07	0.002
511	11/22/2019	11:24:37	0.002
512	11/22/2019	11:25:07	0.002
513	11/22/2019	11:25:37	0.002
514	11/22/2019	11:26:07	0.002
515	11/22/2019	11:26:37	0.002
516	11/22/2019	11:27:07	0.002
517	11/22/2019	11:27:37	0.002
518	11/22/2019	11:28:07	0.002
519	11/22/2019	11:28:37	0.002
520	11/22/2019	11:29:07	0.002
521	11/22/2019	11:29:37	0.002
522	11/22/2019	11:30:07	0.002
523	11/22/2019	11:30:37	0.002
524	11/22/2019	11:31:07	0.002
525	11/22/2019	11:31:37	0.002
526	11/22/2019	11:32:07	0.002
527	11/22/2019	11:32:37	0.002
528	11/22/2019	11:33:07	0.002
529	11/22/2019	11:33:37	0.002
530	11/22/2019	11:34:07	0.002
531	11/22/2019	11:34:37	0.002
532	11/22/2019	11:35:07	0.002
533	11/22/2019	11:35:37	0.002
534	11/22/2019	11:36:07	0.002
535	11/22/2019	11:36:37	0.002
536	11/22/2019	11:37:07	0.002
537	11/22/2019	11:37:37	0.002
538	11/22/2019	11:38:07	0.002

539	11/22/2019	11:38:37	0.002
540	11/22/2019	11:39:07	0.002
541	11/22/2019	11:39:37	0.002
542	11/22/2019	11:40:07	0.002
543	11/22/2019	11:40:37	0.002
544	11/22/2019	11:41:07	0.002
545	11/22/2019	11:41:37	0.002
546	11/22/2019	11:42:07	0.002
547	11/22/2019	11:42:37	0.002
548	11/22/2019	11:43:07	0.002
549	11/22/2019	11:43:37	0.002
550	11/22/2019	11:44:07	0.002
551	11/22/2019	11:44:37	0.002
552	11/22/2019	11:45:07	0.002
553	11/22/2019	11:45:37	0.002
554	11/22/2019	11:46:07	0.002
555	11/22/2019	11:46:37	0.002
556	11/22/2019	11:47:07	0.002
557	11/22/2019	11:47:37	0.002
558	11/22/2019	11:48:07	0.002
559	11/22/2019	11:48:37	0.002
560	11/22/2019	11:49:07	0.002
561	11/22/2019	11:49:37	0.002
562	11/22/2019	11:50:07	0.001
563	11/22/2019	11:50:37	0.001
564	11/22/2019	11:51:07	0.002
565	11/22/2019	11:51:37	0.002
566	11/22/2019	11:52:07	0.002
567	11/22/2019	11:52:37	0.002
568	11/22/2019	11:53:07	0.002
569	11/22/2019	11:53:37	0.002
570	11/22/2019	11:54:07	0.002
571	11/22/2019	11:54:37	0.002
572	11/22/2019	11:55:07	0.002
573	11/22/2019	11:55:37	0.002
574	11/22/2019	11:56:07	0.002
575	11/22/2019	11:56:37	0.002
576	11/22/2019	11:57:07	0.002
577	11/22/2019	11:57:37	0.002
578	11/22/2019	11:58:07	0.002
579	11/22/2019	11:58:37	0.002
580	11/22/2019	11:59:07	0.002
581	11/22/2019	11:59:37	0.002
582	11/22/2019	12:00:07	0.002
583	11/22/2019	12:00:37	0.002
584	11/22/2019	12:01:07	0.002

585	11/22/2019	12:01:37	0.002
586	11/22/2019	12:02:07	0.002
587	11/22/2019	12:02:37	0.002
588	11/22/2019	12:03:07	0.002
589	11/22/2019	12:03:37	0.002
590	11/22/2019	12:04:07	0.002
591	11/22/2019	12:04:37	0.002
592	11/22/2019	12:05:07	0.002
593	11/22/2019	12:05:37	0.002
594	11/22/2019	12:06:07	0.002
595	11/22/2019	12:06:37	0.002
596	11/22/2019	12:07:07	0.002
597	11/22/2019	12:07:37	0.002
598	11/22/2019	12:08:07	0.002
599	11/22/2019	12:08:37	0.002
600	11/22/2019	12:09:07	0.002
601	11/22/2019	12:09:37	0.002
602	11/22/2019	12:10:07	0.002
603	11/22/2019	12:10:37	0.002
604	11/22/2019	12:11:07	0.002
605	11/22/2019	12:11:37	0.002
606	11/22/2019	12:12:07	0.002
607	11/22/2019	12:12:37	0.002
608	11/22/2019	12:13:07	0.002
609	11/22/2019	12:13:37	0.002
610	11/22/2019	12:14:07	0.002
611	11/22/2019	12:14:37	0.002
612	11/22/2019	12:15:07	0.002
613	11/22/2019	12:15:37	0.002
614	11/22/2019	12:16:07	0.002
615	11/22/2019	12:16:37	0.002
616	11/22/2019	12:17:07	0.002
617	11/22/2019	12:17:37	0.002
618	11/22/2019	12:18:07	0.002
619	11/22/2019	12:18:37	0.002
620	11/22/2019	12:19:07	0.002
621	11/22/2019	12:19:37	0.002
622	11/22/2019	12:20:07	0.002
623	11/22/2019	12:20:37	0.002
624	11/22/2019	12:21:07	0.002
625	11/22/2019	12:21:37	0.002
626	11/22/2019	12:22:07	0.002
627	11/22/2019	12:22:37	0.002
628	11/22/2019	12:23:07	0.002
629	11/22/2019	12:23:37	0.002
630	11/22/2019	12:24:07	0.002

631	11/22/2019	12:24:37	0.002
632	11/22/2019	12:25:07	0.002
633	11/22/2019	12:25:37	0.002
634	11/22/2019	12:26:07	0.002
635	11/22/2019	12:26:37	0.002
636	11/22/2019	12:27:07	0.002
637	11/22/2019	12:27:37	0.002
638	11/22/2019	12:28:07	0.002
639	11/22/2019	12:28:37	0.002
640	11/22/2019	12:29:07	0.002
641	11/22/2019	12:29:37	0.002
642	11/22/2019	12:30:07	0.002
643	11/22/2019	12:30:37	0.002
644	11/22/2019	12:31:07	0.002
645	11/22/2019	12:31:37	0.002
646	11/22/2019	12:32:07	0.002
647	11/22/2019	12:32:37	0.002
648	11/22/2019	12:33:07	0.002
649	11/22/2019	12:33:37	0.002
650	11/22/2019	12:34:07	0.002
651	11/22/2019	12:34:37	0.002
652	11/22/2019	12:35:07	0.002
653	11/22/2019	12:35:37	0.002
654	11/22/2019	12:36:07	0.002
655	11/22/2019	12:36:37	0.002
656	11/22/2019	12:37:07	0.002
657	11/22/2019	12:37:37	0.002
658	11/22/2019	12:38:07	0.002
659	11/22/2019	12:38:37	0.002
660	11/22/2019	12:39:07	0.002
661	11/22/2019	12:39:37	0.002
662	11/22/2019	12:40:07	0.002
663	11/22/2019	12:40:37	0.002
664	11/22/2019	12:41:07	0.002
665	11/22/2019	12:41:37	0.002
666	11/22/2019	12:42:07	0.002
667	11/22/2019	12:42:37	0.002
668	11/22/2019	12:43:07	0.002
669	11/22/2019	12:43:37	0.002
670	11/22/2019	12:44:07	0.002
671	11/22/2019	12:44:37	0.002
672	11/22/2019	12:45:07	0.002
673	11/22/2019	12:45:37	0.002
674	11/22/2019	12:46:07	0.002
675	11/22/2019	12:46:37	0.002
676	11/22/2019	12:47:07	0.002

677	11/22/2019	12:47:37	0.002
678	11/22/2019	12:48:07	0.002
679	11/22/2019	12:48:37	0.002
680	11/22/2019	12:49:07	0.002
681	11/22/2019	12:49:37	0.002
682	11/22/2019	12:50:07	0.002
683	11/22/2019	12:50:37	0.002
684	11/22/2019	12:51:07	0.002
685	11/22/2019	12:51:37	0.002
686	11/22/2019	12:52:07	0.004
687	11/22/2019	12:52:37	0.004
688	11/22/2019	12:53:07	0.003
689	11/22/2019	12:53:37	0.002
690	11/22/2019	12:54:07	0.002
691	11/22/2019	12:54:37	0.002
692	11/22/2019	12:55:07	0.002
693	11/22/2019	12:55:37	0.002
694	11/22/2019	12:56:07	0.002
695	11/22/2019	12:56:37	0.002
696	11/22/2019	12:57:07	0.002
697	11/22/2019	12:57:37	0.002
698	11/22/2019	12:58:07	0.002
699	11/22/2019	12:58:37	0.002
700	11/22/2019	12:59:07	0.002
701	11/22/2019	12:59:37	0.002
702	11/22/2019	13:00:07	0.002
703	11/22/2019	13:00:37	0.002
704	11/22/2019	13:01:07	0.002
705	11/22/2019	13:01:37	0.002
706	11/22/2019	13:02:07	0.002
707	11/22/2019	13:02:37	0.002
708	11/22/2019	13:03:07	0.002
709	11/22/2019	13:03:37	0.002
710	11/22/2019	13:04:07	0.002
711	11/22/2019	13:04:37	0.002
712	11/22/2019	13:05:07	0.002
713	11/22/2019	13:05:37	0.002
714	11/22/2019	13:06:07	0.002
715	11/22/2019	13:06:37	0.003
716	11/22/2019	13:07:07	0.003
717	11/22/2019	13:07:37	0.003
718	11/22/2019	13:08:07	0.002
719	11/22/2019	13:08:37	0.002
720	11/22/2019	13:09:07	0.002
721	11/22/2019	13:09:37	0.002
722	11/22/2019	13:10:07	0.002

723	11/22/2019	13:10:37	0.002
724	11/22/2019	13:11:07	0.003
725	11/22/2019	13:11:37	0.002
726	11/22/2019	13:12:07	0.002
727	11/22/2019	13:12:37	0.003
728	11/22/2019	13:13:07	0.003
729	11/22/2019	13:13:37	0.002
730	11/22/2019	13:14:07	0.003
731	11/22/2019	13:14:37	0.002
732	11/22/2019	13:15:07	0.003
733	11/22/2019	13:15:37	0.002
734	11/22/2019	13:16:07	0.002
735	11/22/2019	13:16:37	0.002
736	11/22/2019	13:17:07	0.002
737	11/22/2019	13:17:37	0.002
738	11/22/2019	13:18:07	0.002
739	11/22/2019	13:18:37	0.002
740	11/22/2019	13:19:07	0.002
741	11/22/2019	13:19:37	0.002
742	11/22/2019	13:20:07	0.002
743	11/22/2019	13:20:37	0.002
744	11/22/2019	13:21:07	0.002
745	11/22/2019	13:21:37	0.002
746	11/22/2019	13:22:07	0.002
747	11/22/2019	13:22:37	0.002
748	11/22/2019	13:23:07	0.002
749	11/22/2019	13:23:37	0.002
750	11/22/2019	13:24:07	0.002
751	11/22/2019	13:24:37	0.002
752	11/22/2019	13:25:07	0.002
753	11/22/2019	13:25:37	0.002
754	11/22/2019	13:26:07	0.002
755	11/22/2019	13:26:37	0.002
756	11/22/2019	13:27:07	0.002
757	11/22/2019	13:27:37	0.002
758	11/22/2019	13:28:07	0.002
759	11/22/2019	13:28:37	0.002
760	11/22/2019	13:29:07	0.002
761	11/22/2019	13:29:37	0.002
762	11/22/2019	13:30:07	0.002
763	11/22/2019	13:30:37	0.002
764	11/22/2019	13:31:07	0.002
765	11/22/2019	13:31:37	0.002
766	11/22/2019	13:32:07	0.002
767	11/22/2019	13:32:37	0.002
768	11/22/2019	13:33:07	0.002

769	11/22/2019	13:33:37	0.002
770	11/22/2019	13:34:07	0.003
771	11/22/2019	13:34:37	0.002
772	11/22/2019	13:35:07	0.002
773	11/22/2019	13:35:37	0.002
774	11/22/2019	13:36:07	0.002
775	11/22/2019	13:36:37	0.002
776	11/22/2019	13:37:07	0.002
777	11/22/2019	13:37:37	0.002
778	11/22/2019	13:38:07	0.002
779	11/22/2019	13:38:37	0.002
780	11/22/2019	13:39:07	0.002
781	11/22/2019	13:39:37	0.002
782	11/22/2019	13:40:07	0.002
783	11/22/2019	13:40:37	0.002
784	11/22/2019	13:41:07	0.002
785	11/22/2019	13:41:37	0.002
786	11/22/2019	13:42:07	0.002
787	11/22/2019	13:42:37	0.002
788	11/22/2019	13:43:07	0.002
789	11/22/2019	13:43:37	0.002
790	11/22/2019	13:44:07	0.002
791	11/22/2019	13:44:37	0.002
792	11/22/2019	13:45:07	0.002
793	11/22/2019	13:45:37	0.002
794	11/22/2019	13:46:07	0.002
795	11/22/2019	13:46:37	0.002
796	11/22/2019	13:47:07	0.002
797	11/22/2019	13:47:37	0.002
798	11/22/2019	13:48:07	0.002
799	11/22/2019	13:48:37	0.002
800	11/22/2019	13:49:07	0.002
801	11/22/2019	13:49:37	0.002
802	11/22/2019	13:50:07	0.002
803	11/22/2019	13:50:37	0.002
804	11/22/2019	13:51:07	0.002
805	11/22/2019	13:51:37	0.002
806	11/22/2019	13:52:07	0.002
807	11/22/2019	13:52:37	0.002
808	11/22/2019	13:53:07	0.002
809	11/22/2019	13:53:37	0.002
810	11/22/2019	13:54:07	0.002
811	11/22/2019	13:54:37	0.002
812	11/22/2019	13:55:07	0.002
813	11/22/2019	13:55:37	0.002
814	11/22/2019	13:56:07	0.002

815	11/22/2019	13:56:37	0.002
816	11/22/2019	13:57:07	0.002
817	11/22/2019	13:57:37	0.002
818	11/22/2019	13:58:07	0.002
819	11/22/2019	13:58:37	0.002
820	11/22/2019	13:59:07	0.002
821	11/22/2019	13:59:37	0.002
822	11/22/2019	14:00:07	0.003
823	11/22/2019	14:00:37	0.002
824	11/22/2019	14:01:07	0.002
825	11/22/2019	14:01:37	0.002
826	11/22/2019	14:02:07	0.002
827	11/22/2019	14:02:37	0.002
828	11/22/2019	14:03:07	0.002
829	11/22/2019	14:03:37	0.002
830	11/22/2019	14:04:07	0.002
831	11/22/2019	14:04:37	0.002
832	11/22/2019	14:05:07	0.002
833	11/22/2019	14:05:37	0.002
834	11/22/2019	14:06:07	0.002
835	11/22/2019	14:06:37	0.002
836	11/22/2019	14:07:07	0.002
837	11/22/2019	14:07:37	0.002
838	11/22/2019	14:08:07	0.002
839	11/22/2019	14:08:37	0.002
840	11/22/2019	14:09:07	0.002
841	11/22/2019	14:09:37	0.002
842	11/22/2019	14:10:07	0.002
843	11/22/2019	14:10:37	0.002
844	11/22/2019	14:11:07	0.002
845	11/22/2019	14:11:37	0.002
846	11/22/2019	14:12:07	0.002
847	11/22/2019	14:12:37	0.002
848	11/22/2019	14:13:07	0.002
849	11/22/2019	14:13:37	0.002
850	11/22/2019	14:14:07	0.002
851	11/22/2019	14:14:37	0.002
852	11/22/2019	14:15:07	0.002
853	11/22/2019	14:15:37	0.002
854	11/22/2019	14:16:07	0.002
855	11/22/2019	14:16:37	0.002
856	11/22/2019	14:17:07	0.002
857	11/22/2019	14:17:37	0.002
858	11/22/2019	14:18:07	0.002
859	11/22/2019	14:18:37	0.002
860	11/22/2019	14:19:07	0.002

861	11/22/2019	14:19:37	0.002
862	11/22/2019	14:20:07	0.002
863	11/22/2019	14:20:37	0.002
864	11/22/2019	14:21:07	0.002
865	11/22/2019	14:21:37	0.002
866	11/22/2019	14:22:07	0.002
867	11/22/2019	14:22:37	0.002
868	11/22/2019	14:23:07	0.002
869	11/22/2019	14:23:37	0.002
870	11/22/2019	14:24:07	0.002
871	11/22/2019	14:24:37	0.002
872	11/22/2019	14:25:07	0.002
873	11/22/2019	14:25:37	0.002
874	11/22/2019	14:26:07	0.002
875	11/22/2019	14:26:37	0.002
876	11/22/2019	14:27:07	0.002
877	11/22/2019	14:27:37	0.002
878	11/22/2019	14:28:07	0.002
879	11/22/2019	14:28:37	0.002
880	11/22/2019	14:29:07	0.002
881	11/22/2019	14:29:37	0.002
882	11/22/2019	14:30:07	0.002
883	11/22/2019	14:30:37	0.002
884	11/22/2019	14:31:07	0.002
885	11/22/2019	14:31:37	0.002
886	11/22/2019	14:32:07	0.002
887	11/22/2019	14:32:37	0.002
888	11/22/2019	14:33:07	0.002
889	11/22/2019	14:33:37	0.002
890	11/22/2019	14:34:07	0.002
891	11/22/2019	14:34:37	0.002
892	11/22/2019	14:35:07	0.002
893	11/22/2019	14:35:37	0.002
894	11/22/2019	14:36:07	0.002
895	11/22/2019	14:36:37	0.002
896	11/22/2019	14:37:07	0.002
897	11/22/2019	14:37:37	0.002
898	11/22/2019	14:38:07	0.002
899	11/22/2019	14:38:37	0.002
900	11/22/2019	14:39:07	0.002
901	11/22/2019	14:39:37	0.002
902	11/22/2019	14:40:07	0.002
903	11/22/2019	14:40:37	0.002
904	11/22/2019	14:41:07	0.002
905	11/22/2019	14:41:37	0.002
906	11/22/2019	14:42:07	0.002

907	11/22/2019	14:42:37	0.002
908	11/22/2019	14:43:07	0.002
909	11/22/2019	14:43:37	0.002
910	11/22/2019	14:44:07	0.002
911	11/22/2019	14:44:37	0.002
912	11/22/2019	14:45:07	0.002
913	11/22/2019	14:45:37	0.002
914	11/22/2019	14:46:07	0.002
915	11/22/2019	14:46:37	0.002
916	11/22/2019	14:47:07	0.002
917	11/22/2019	14:47:37	0.002
918	11/22/2019	14:48:07	0.002
919	11/22/2019	14:48:37	0.002
920	11/22/2019	14:49:07	0.002
921	11/22/2019	14:49:37	0.002
922	11/22/2019	14:50:07	0.002
923	11/22/2019	14:50:37	0.002
924	11/22/2019	14:51:07	0.002
925	11/22/2019	14:51:37	0.002
926	11/22/2019	14:52:07	0.002
927	11/22/2019	14:52:37	0.002
928	11/22/2019	14:53:07	0.002
929	11/22/2019	14:53:37	0.002
930	11/22/2019	14:54:07	0.002
931	11/22/2019	14:54:37	0.002
932	11/22/2019	14:55:07	0.002
933	11/22/2019	14:55:37	0.002
934	11/22/2019	14:56:07	0.002
935	11/22/2019	14:56:37	0.002
936	11/22/2019	14:57:07	0.002
937	11/22/2019	14:57:37	0.002
938	11/22/2019	14:58:07	0.002
939	11/22/2019	14:58:37	0.002
940	11/22/2019	14:59:07	0.002
941	11/22/2019	14:59:37	0.002
942	11/22/2019	15:00:07	0.002
943	11/22/2019	15:00:37	0.002
944	11/22/2019	15:01:07	0.002
945	11/22/2019	15:01:37	0.002
946	11/22/2019	15:02:07	0.002
947	11/22/2019	15:02:37	0.002
948	11/22/2019	15:03:07	0.003
949	11/22/2019	15:03:37	0.002
950	11/22/2019	15:04:07	0.002
951	11/22/2019	15:04:37	0.003
952	11/22/2019	15:05:07	0.002

953	11/22/2019	15:05:37	0.002
954	11/22/2019	15:06:07	0.002
955	11/22/2019	15:06:37	0.003
956	11/22/2019	15:07:07	0.002
957	11/22/2019	15:07:37	0.003
958	11/22/2019	15:08:07	0.002
959	11/22/2019	15:08:37	0.002
960	11/22/2019	15:09:07	0.002
961	11/22/2019	15:09:37	0.002
962	11/22/2019	15:10:07	0.002
963	11/22/2019	15:10:37	0.002
964	11/22/2019	15:11:07	0.002
965	11/22/2019	15:11:37	0.002
966	11/22/2019	15:12:07	0.002
967	11/22/2019	15:12:37	0.003
968	11/22/2019	15:13:07	0.003
969	11/22/2019	15:13:37	0.002
970	11/22/2019	15:14:07	0.003
971	11/22/2019	15:14:37	0.003
972	11/22/2019	15:15:07	0.003
973	11/22/2019	15:15:37	0.002
974	11/22/2019	15:16:07	0.002
975	11/22/2019	15:16:37	0.002
976	11/22/2019	15:17:07	0.003
977	11/22/2019	15:17:37	0.002
978	11/22/2019	15:18:07	0.003
979	11/22/2019	15:18:37	0.003
980	11/22/2019	15:19:07	0.002
981	11/22/2019	15:19:37	0.002
982	11/22/2019	15:20:07	0.002
983	11/22/2019	15:20:37	0.003
984	11/22/2019	15:21:07	0.002
985	11/22/2019	15:21:37	0.003
986	11/22/2019	15:22:07	0.002
987	11/22/2019	15:22:37	0.003
988	11/22/2019	15:23:07	0.003
989	11/22/2019	15:23:37	0.003
990	11/22/2019	15:24:07	0.003
991	11/22/2019	15:24:37	0.003
992	11/22/2019	15:25:07	0.003
993	11/22/2019	15:25:37	0.002
994	11/22/2019	15:26:07	0.003
995	11/22/2019	15:26:37	0.003
996	11/22/2019	15:27:07	0.003
997	11/22/2019	15:27:37	0.003
998	11/22/2019	15:28:07	0.003

999	11/22/2019	15:28:37	0.003
1000	11/22/2019	15:29:07	0.002
1001	11/22/2019	15:29:37	0.002
1002	11/22/2019	15:30:07	0.003
1003	11/22/2019	15:30:37	0.003
1004	11/22/2019	15:31:07	0.003
1005	11/22/2019	15:31:37	0.003
1006	11/22/2019	15:32:07	0.003
1007	11/22/2019	15:32:37	0.003
1008	11/22/2019	15:33:07	0.002
1009	11/22/2019	15:33:37	0.003
1010	11/22/2019	15:34:07	0.003
1011	11/22/2019	15:34:37	0.003
1012	11/22/2019	15:35:07	0.002
1013	11/22/2019	15:35:37	0.003
1014	11/22/2019	15:36:07	0.003
1015	11/22/2019	15:36:37	0.003
1016	11/22/2019	15:37:07	0.002
1017	11/22/2019	15:37:37	0.003
1018	11/22/2019	15:38:07	0.002
1019	11/22/2019	15:38:37	0.003
1020	11/22/2019	15:39:07	0.003
1021	11/22/2019	15:39:37	0.003
1022	11/22/2019	15:40:07	0.002
1023	11/22/2019	15:40:37	0.002
1024	11/22/2019	15:41:07	0.002
1025	11/22/2019	15:41:37	0.002
1026	11/22/2019	15:42:07	0.002
1027	11/22/2019	15:42:37	0.002
1028	11/22/2019	15:43:07	0.003
1029	11/22/2019	15:43:37	0.003
1030	11/22/2019	15:44:07	0.003
1031	11/22/2019	15:44:37	0.002
1032	11/22/2019	15:45:07	0.002
1033	11/22/2019	15:45:37	0.002
1034	11/22/2019	15:46:07	0.002
1035	11/22/2019	15:46:37	0.002
1036	11/22/2019	15:47:07	0.002
1037	11/22/2019	15:47:37	0.002
1038	11/22/2019	15:48:07	0.002
1039	11/22/2019	15:48:37	0.002
1040	11/22/2019	15:49:07	0.002
1041	11/22/2019	15:49:37	0.002
1042	11/22/2019	15:50:07	0.002
1043	11/22/2019	15:50:37	0.002
1044	11/22/2019	15:51:07	0.002

1045	11/22/2019	15:51:37	0.002
1046	11/22/2019	15:52:07	0.002
1047	11/22/2019	15:52:37	0.002
1048	11/22/2019	15:53:07	0.002
1049	11/22/2019	15:53:37	0.002
1050	11/22/2019	15:54:07	0.002
1051	11/22/2019	15:54:37	0.002
1052	11/22/2019	15:55:07	0.002
1053	11/22/2019	15:55:37	0.002
1054	11/22/2019	15:56:07	0.002
1055	11/22/2019	15:56:37	0.002
1056	11/22/2019	15:57:07	0.002
1057	11/22/2019	15:57:37	0.002
1058	11/22/2019	15:58:07	0.002
1059	11/22/2019	15:58:37	0.002
1060	11/22/2019	15:59:07	0.002
1061	11/22/2019	15:59:37	0.002
1062	11/22/2019	16:00:07	0.002
1063	11/22/2019	16:00:37	0.003
1064	11/22/2019	16:01:07	0.003
1065	11/22/2019	16:01:37	0.002
1066	11/22/2019	16:02:07	0.002
1067	11/22/2019	16:02:37	0.002
1068	11/22/2019	16:03:07	0.002
1069	11/22/2019	16:03:37	0.002
1070	11/22/2019	16:04:07	0.002
1071	11/22/2019	16:04:37	0.002
1072	11/22/2019	16:05:07	0.002
1073	11/22/2019	16:05:37	0.002
1074	11/22/2019	16:06:07	0.002
1075	11/22/2019	16:06:37	0.002
1076	11/22/2019	16:07:07	0.002
1077	11/22/2019	16:07:37	0.002
1078	11/22/2019	16:08:07	0.002
1079	11/22/2019	16:08:37	0.002
1080	11/22/2019	16:09:07	0.002
1081	11/22/2019	16:09:37	0.002
1082	11/22/2019	16:10:07	0.002
1083	11/22/2019	16:10:37	0.002
1084	11/22/2019	16:11:07	0.002
1085	11/22/2019	16:11:37	0.002
1086	11/22/2019	16:12:07	0.002
1087	11/22/2019	16:12:37	0.002
1088	11/22/2019	16:13:07	0.002
1089	11/22/2019	16:13:37	0.002
1090	11/22/2019	16:14:07	0.002

1091	11/22/2019	16:14:37	0.002
1092	11/22/2019	16:15:07	0.002
1093	11/22/2019	16:15:37	0.002
1094	11/22/2019	16:16:07	0.002
1095	11/22/2019	16:16:37	0.002
1096	11/22/2019	16:17:07	0.002
1097	11/22/2019	16:17:37	0.002
1098	11/22/2019	16:18:07	0.002
1099	11/22/2019	16:18:37	0.002
1100	11/22/2019	16:19:07	0.002
1101	11/22/2019	16:19:37	0.002
1102	11/22/2019	16:20:07	0.003
1103	11/22/2019	16:20:37	0.003
1104	11/22/2019	16:21:07	0.002
1105	11/22/2019	16:21:37	0.002
1106	11/22/2019	16:22:07	0.003
1107	11/22/2019	16:22:37	0.002
1108	11/22/2019	16:23:07	0.002
1109	11/22/2019	16:23:37	0.002
1110	11/22/2019	16:24:07	0.002
1111	11/22/2019	16:24:37	0.002
1112	11/22/2019	16:25:07	0.002
1113	11/22/2019	16:25:37	0.002
1114	11/22/2019	16:26:07	0.002
1115	11/22/2019	16:26:37	0.002
1116	11/22/2019	16:27:07	0.002
1117	11/22/2019	16:27:37	0.002
1118	11/22/2019	16:28:07	0.002
1119	11/22/2019	16:28:37	0.002
1120	11/22/2019	16:29:07	0.002
1121	11/22/2019	16:29:37	0.002
1122	11/22/2019	16:30:07	0.002
1123	11/22/2019	16:30:37	0.002
1124	11/22/2019	16:31:07	0.002
1125	11/22/2019	16:31:37	0.002
1126	11/22/2019	16:32:07	0.002
1127	11/22/2019	16:32:37	0.002
1128	11/22/2019	16:33:07	0.002
1129	11/22/2019	16:33:37	0.002
1130	11/22/2019	16:34:07	0.002
1131	11/22/2019	16:34:37	0.002
1132	11/22/2019	16:35:07	0.002
1133	11/22/2019	16:35:37	0.002
1134	11/22/2019	16:36:07	0.002
1135	11/22/2019	16:36:37	0.002
1136	11/22/2019	16:37:07	0.002

1137	11/22/2019	16:37:37	0.002
1138	11/22/2019	16:38:07	0.002
1139	11/22/2019	16:38:37	0.002
1140	11/22/2019	16:39:07	0.002
1141	11/22/2019	16:39:37	0.002
1142	11/22/2019	16:40:07	0.002
1143	11/22/2019	16:40:37	0.002
1144	11/22/2019	16:41:07	0.003
1145	11/22/2019	16:41:37	0.002
1146	11/22/2019	16:42:07	0.002
1147	11/22/2019	16:42:37	0.002
1148	11/22/2019	16:43:07	0.002
1149	11/22/2019	16:43:37	0.002
1150	11/22/2019	16:44:07	0.002
1151	11/22/2019	16:44:37	0.002
1152	11/22/2019	16:45:07	0.002
1153	11/22/2019	16:45:37	0.002
1154	11/22/2019	16:46:07	0.002
1155	11/22/2019	16:46:37	0.002
1156	11/22/2019	16:47:07	0.002
1157	11/22/2019	16:47:37	0.002
1158	11/22/2019	16:48:07	0.002
1159	11/22/2019	16:48:37	0.002
1160	11/22/2019	16:49:07	0.002
1161	11/22/2019	16:49:37	0.002
1162	11/22/2019	16:50:07	0.002
1163	11/22/2019	16:50:37	0.002
1164	11/22/2019	16:51:07	0.002
1165	11/22/2019	16:51:37	0.002
1166	11/22/2019	16:52:07	0.002
1167	11/22/2019	16:52:37	0.002
1168	11/22/2019	16:53:07	0.002
1169	11/22/2019	16:53:37	0.002
1170	11/22/2019	16:54:07	0.002
1171	11/22/2019	16:54:37	0.002
1172	11/22/2019	16:55:07	0.002
1173	11/22/2019	16:55:37	0.002
1174	11/22/2019	16:56:07	0.002
1175	11/22/2019	16:56:37	0.002
1176	11/22/2019	16:57:07	0.002
1177	11/22/2019	16:57:37	0.003
1178	11/22/2019	16:58:07	0.002

DOWNWIND MONITORING DATA

Reading Date	Limit	Vcommon Modem Volts	Vbattery Modem Volts	Temperature Modem degC	Dust Dust mg/m3	Voc Voc ppm	Dust - 15m Ave Dust - 15m Ave mg/m3	15m Ave Voc Avg Voc ppm
11/18/2019 9:57	N				0.04481035	0.17254	0.002045692	0.08888209
11/18/2019 9:58	N				0.02370726	0.2107578	0.003308643	0.09608127
11/18/2019 9:59	N				0.03492542	0.2331522	0.005060789	0.1041707
11/18/2019 10:00	N	12.15444	0	5.010651	0.01556982	0.2547306	0.006005615	0.1130879
11/18/2019 10:01	N				0.02079604	0.2706991	0.006615937	0.1225768
11/18/2019 10:02	N				0.01873378	0.2843657	0.007402494	0.1324372
11/18/2019 10:03	N				0.01827183	0.2985579	0.008195795	0.1427669
11/18/2019 10:04	N				0.01072767	0.3096743	0.008484689	0.1530579
11/18/2019 10:05	N	12.13694	0	6.420502	0.01007085	0.3212533	0.008590426	0.163342
11/18/2019 10:06	N				0.009435681	0.3323509	0.008696886	0.1736662
11/18/2019 10:07	N				0.01457416	0.3441006	0.008870574	0.1840163
11/18/2019 10:08	N				0.01740969	0.3509052	0.00959434	0.1945875
11/18/2019 10:09	N				0.01568353	0.3554334	0.01010255	0.2045898
11/18/2019 10:10	N	12.1982	0	6.951874	0.009927131	0.3585789	0.01010523	0.2141741
11/18/2019 10:11	N				0.009439385	0.3643777	0.01017185	0.2234293
11/18/2019 10:12	N				0.009911889	0.3702007	0.01013671	0.232421
11/18/2019 10:13	N				0.009126402	0.3780193	0.01010069	0.2415013
11/18/2019 10:14	N				0.008974274	0.3771461	0.01003609	0.2501157
11/18/2019 10:15	N	12.3032	0	7.320465	0.0127186	0.3850769	0.01003941	0.2583483
11/18/2019 10:16	N				0.009311933	0.3782046	0.01014958	0.2659639
11/18/2019 10:17	N				0.009352574	0.3818826	0.01007256	0.2731024
11/18/2019 10:18	N				0.00882604	0.3830174	0.01001688	0.2799305
11/18/2019 10:19	N				0.009720578	0.3855421	0.009980643	0.2864636
11/18/2019 10:20	N	12.1982	0	7.372894	0.01055614	0.3861694	0.0100499	0.2927341
11/18/2019 10:21	N				0.00946913	0.3882366	0.01005562	0.2986616
11/18/2019 10:22	N				0.01043694	0.3909698	0.01003854	0.3043537
11/18/2019 10:23	N				0.008690543	0.3924913	0.00999262	0.3097329
11/18/2019 10:24	N				0.00911529	0.3966868	0.009957129	0.3150862
11/18/2019 10:25	N	12.25945	0	7.842499	0.008644992	0.3919689	0.009887414	0.3200457
11/18/2019 10:26	N				0.008749356	0.3914644	0.009817781	0.3244765
11/18/2019 10:27	N				0.008722303	0.3910688	0.009747783	0.3286282
11/18/2019 10:28	N				0.008836777	0.3928608	0.00967215	0.3326287
11/18/2019 10:29	N				0.008623999	0.393149	0.009609709	0.3364244
11/18/2019 10:30	N	12.2682	0	8.127411	0.008600488	0.3929667	0.009545837	0.339961
11/18/2019 10:31	N				0.008474206	0.3943346	0.009487806	0.3433604
11/18/2019 10:32	N				0.008811419	0.3936854	0.009481177	0.3464988
11/18/2019 10:33	N				0.008907586	0.3938154	0.009418929	0.3494238
11/18/2019 10:34	N				0.008413851	0.3944542	0.009366695	0.3522364
11/18/2019 10:35	N	12.17194	0	8.307953	0.008240427	0.3936406	0.009300509	0.354812
11/18/2019 10:36	N				0.007686615	0.3937413	0.009210551	0.3572472
11/18/2019 10:37	N				0.008642577	0.3929937	0.009161104	0.3594807
11/18/2019 10:38	N				0.008986283	0.3948448	0.009134751	0.3616762
11/18/2019 10:39	N				0.008266663	0.3951151	0.009095855	0.363759
11/18/2019 10:40	N	12.3032	0	8.462128	0.009421894	0.396767	0.009088377	0.3657445
11/18/2019 10:41	N				0.01569457	0.395191	0.009524422	0.3675945
11/18/2019 10:42	N				0.01047974	0.3942166	0.009584747	0.3693063
11/18/2019 10:43	N				0.01449487	0.3953537	0.009791579	0.3708726
11/18/2019 10:44	N				0.00832954	0.3960807	0.009795608	0.3724402
11/18/2019 10:45	N	12.22445	0	8.564789	0.007902411	0.3983325	0.009674665	0.3739992
11/18/2019 10:46	N				0.007966439	0.396336	0.009571837	0.3754709
11/18/2019 10:47	N				0.008563525	0.3967461	0.009466531	0.3767183
11/18/2019 10:48	N				0.009002091	0.3927437	0.009566993	0.3778703
11/18/2019 10:49	N				0.0107553	0.3933937	0.009743616	0.3788136
11/18/2019 10:50	N	12.12819	0	8.513519	0.01043375	0.3921514	0.009814888	0.3796314
11/18/2019 10:51	N				0.01084693	0.3921425	0.009981999	0.3804988
11/18/2019 10:52	N				0.01365093	0.3925993	0.01020321	0.3812976
11/18/2019 10:53	N				0.01058413	0.3928812	0.01034938	0.382046
11/18/2019 10:54	N				0.009140674	0.3928887	0.01030682	0.3827444
11/18/2019 10:55	N	12.1982	0	8.385101	0.01160091	0.3928633	0.01039571	0.3834242
11/18/2019 10:56	N				0.009853035	0.3913358	0.01035782	0.3839295
11/18/2019 10:57	N				0.008634802	0.391836	0.01028207	0.3844301
11/18/2019 10:58	N				0.008299053	0.3920473	0.01016612	0.384954
11/18/2019 10:59	N				0.008508181	0.3928119	0.01003851	0.3854243
11/18/2019 11:00	N	12.3207	0	8.871368	0.008364838	0.392115	0.009912411	0.3857946
11/18/2019 11:01	N				0.007831216	0.3915828	0.009805353	0.3861656
11/18/2019 11:02	N				0.007872091	0.396072	0.009698763	0.3866485
11/18/2019 11:03	N				0.007889732	0.3922261	0.009599963	0.3870616
11/18/2019 11:04	N				0.008356472	0.3936613	0.009507526	0.3874024
11/18/2019 11:05	N	12.11944	0	8.718292	0.008899239	0.3933572	0.009456858	0.3878235
11/18/2019 11:06	N				0.009330589	0.393839	0.009440279	0.3882167
11/18/2019 11:07	N				0.008830355	0.3933707	0.009390164	0.388514
11/18/2019 11:08	N				0.008048368	0.3913859	0.00930739	0.388725
11/18/2019 11:09	N				0.008423964	0.3929873	0.009240998	0.388974
11/18/2019 11:10	N	12.25945	0	9.07486	0.008267401	0.3915558	0.009173067	0.3891632
11/18/2019 11:11	N				0.00844305	0.3924662	0.009116856	0.3893797
11/18/2019 11:12	N				0.008152433	0.3903094	0.009049367	0.3894336
11/18/2019 11:13	N				0.008830756	0.3930386	0.009000299	0.3895708
11/18/2019 11:14	N				0.009345639	0.3918236	0.008994095	0.38968
11/18/2019 11:15	N	12.14569	0	8.947784	0.007912824	0.3890793	0.008959297	0.3897401
11/18/2019 11:16	N				0.01309335	0.3927633	0.009001831	0.389836
11/18/2019 11:17	N				0.02371226	0.4004003	0.009584738	0.3901256
11/18/2019 11:18	N				0.008036088	0.388456	0.009659534	0.3901049
11/18/2019 11:19	N				0.0135956	0.3962588	0.009689061	0.3902884
11/18/2019 11:20	N	12.1982	0	9.277618	0.00971434	0.3911504	0.009724695	0.39046
11/18/2019 11:21	N				0.009764558	0.3907997	0.009690188	0.3904878
11/18/2019 11:22	N				0.009733707	0.3904898	0.009727612	0.3905235
11/18/2019 11:23	N				0.01236263	0.3902808	0.009776747	0.3905293
11/18/2019 11:24	N				0.008527674	0.3888012	0.009765306	0.3904431
11/18/2019 11:25	N	12.20695	0	9.252289	0.008271933	0.3883828	0.009713661	0.3903329
11/18/2019 11:26	N				0.007597099	0.3887937	0.009616777	0.3902074
11/18/2019 11:27	N				0.00885459	0.3888751	0.009527594	0.3901183
11/18/2019 11:28	N				0.007950281	0.3890886	0.00944241	0.3900745
11/18/2019 11:29	N				0.008064519	0.3887632	0.009364132	0.3899855
11/18/2019 11:30	N	12.2857	0	9.403961	0.00820767	0.3889537	0.009301418	0.3898656
11/18/2019 11:31	N				0.008212264	0.3880577	0.00925654	0.3897804
11/18/2019 11:32	N				0.009429366	0.3869713	0.009211957	0.3896114
11/18/2019 11:33	N				0.009032283	0.3876467	0.009188784	0.3894753
11/18/2019 11:34	N				0.0101025	0.3882869	0.009224761	0.389384
11/18/2019 11:35	N	12.18945	0	9.605621	0.008577226	0.3880906	0.009184696	0.3892391
11/18/2019 11:36	N				0.008312145	0.3872838	0.009125503	0.3891204
11/18/2019 11:37	N				0.01000096	0.3876429	0.009116873	0.3890589
11/18/2019 11:38	N				0.01140099	0.3893437	0.009827552	0.3890441
11/18/2019 11:39	N				0.009484057	0.3888328	0.009800604	0.3890025
11/18/2019 11:40	N	12.36446	0	9.806488	0.007916506	0.3865954	0.009701533	0.3889057
11/18/2019 11:41	N				0.008261055	0.3874256	0.009605765	0.3888349
11/18/2019 11:42	N				0.00860047	0.3875284	0.009521041	0.3887517
11/18/2019 11:43	N				0.008141242	0.3862704	0.009445352	0.3886569
11/18/2019 11:44	N				0.01077299	0.3867306	0.009445295	0.3885437
11/18/2019 11:45	N	12.13694	0	9.655853	0.01038215	0.3851608	0.009552624	0.388392
11/18/2019 11:46	N				0.01143887	0.3850174	0.009565489	0.38815
11/18/2019 11:47	N				0.009098857	0.389337	0.00954915	0.3880545
11/18/2019 11:48	N				0.01245621	0.3858699	0.009676188	0.3879796
11/18/2019 11:49	N				0.00950619	0.3869191	0.009657092	0.3878535
11/18/2019 11:50	N	12.15444	0	9.881683	0.01099235	0.3876859	0.009720858	0.3878258
11/18/2019 11:51	N				0.01091517	0.3882539	0.009713775	0.3878229

11/18/2019 11:52 N				0.008703627	0.3900462	0.009657163	0.3878367
11/18/2019 11:53 N				0.008973764	0.3862291	0.009670408	0.3878314
11/18/2019 11:54 N				0.008295417	0.3857773	0.009613028	0.3877131
11/18/2019 11:55 N	12.2157	0	9.605621	0.008263958	0.3876932	0.009537419	0.3876556
11/18/2019 11:56 N				0.008712703	0.3858345	0.009472067	0.3875662
11/18/2019 11:57 N				0.009256487	0.3860793	0.009494402	0.3874751
11/18/2019 11:58 N				0.01562983	0.3866808	0.009623261	0.3873982
11/18/2019 11:59 N				0.008603006	0.3853522	0.009682167	0.3873304
11/18/2019 12:00 N	12.11069	0	10.15646	0.007960577	0.3855017	0.009581635	0.3872131
11/18/2019 12:01 N				0.009180934	0.3892991	0.009532094	0.387248
11/18/2019 12:02 N				0.01038449	0.3890899	0.009522181	0.38732
11/18/2019 12:03 N				0.01128265	0.3899729	0.009660307	0.3874879
11/18/2019 12:04 N				0.009646558	0.3857738	0.009752594	0.3874875
11/18/2019 12:05 N	12.16319	0	10.28098	0.008652079	0.3857504	0.009729832	0.3873755
11/18/2019 12:06 N				0.008652622	0.3859349	0.009667553	0.3872432
11/18/2019 12:07 N				0.009014017	0.3853434	0.009619467	0.3871071
11/18/2019 12:08 N				0.007995836	0.385175	0.009555317	0.3870314
11/18/2019 12:09 N				0.00739939	0.3849846	0.009434214	0.3868658
11/18/2019 12:10 N	12.2507	0	10.25607	0.008331603	0.3852338	0.00933422	0.3867916
11/18/2019 12:11 N				0.008054523	0.3841095	0.00925081	0.3866934
11/18/2019 12:12 N				0.008239965	0.3853796	0.009178065	0.3866124
11/18/2019 12:13 N				0.008135798	0.386129	0.009100223	0.3865728
11/18/2019 12:14 N				0.008013453	0.3862379	0.009055849	0.3865616
11/18/2019 12:15 N	12.15444	0	10.50443	0.008327813	0.387471	0.008996341	0.3865966
11/18/2019 12:16 N				0.008467725	0.3866912	0.008957643	0.38661
11/18/2019 12:17 N				0.008445062	0.38582	0.008922622	0.3865753
11/18/2019 12:18 N				0.008674013	0.3864007	0.008902552	0.3865675
11/18/2019 12:19 N				0.008513072	0.3856412	0.008888872	0.3864741
11/18/2019 12:20 N	12.24195	0	10.23117	0.00889881	0.3859046	0.008865872	0.3864048
11/18/2019 12:21 N				0.00769109	0.3854244	0.008839213	0.3863215
11/18/2019 12:22 N				0.008271134	0.3854338	0.008796715	0.3862746
11/18/2019 12:23 N				0.01503609	0.3862269	0.008987447	0.3861779
11/18/2019 12:24 N				0.008505942	0.3835075	0.009081613	0.3860812
11/18/2019 12:25 N	12.20695	0	10.52921	0.01216098	0.3870586	0.009103095	0.3860689
11/18/2019 12:26 N				0.00950593	0.3876584	0.009145722	0.3861817
11/18/2019 12:27 N				0.008767971	0.3839816	0.009131063	0.3860948
11/18/2019 12:28 N				0.008972714	0.3882329	0.009098314	0.3860816
11/18/2019 12:29 N				0.01053669	0.3861753	0.009128647	0.3860791
11/18/2019 12:30 N	12.2332	0	10.3555	0.01223076	0.3893937	0.009284368	0.3862526
11/18/2019 12:31 N				0.009956471	0.3885411	0.009359369	0.386281
11/18/2019 12:32 N				0.009260616	0.3879018	0.00934175	0.3863776
11/18/2019 12:33 N				0.008548943	0.3831153	0.009337742	0.386204
11/18/2019 12:34 N				0.00827834	0.385383	0.009301152	0.3861598
11/18/2019 12:35 N	12.07569	0	10.3555	0.008003396	0.3834802	0.009248367	0.3860332
11/18/2019 12:36 N				0.009342561	0.3840195	0.009203238	0.3859074
11/18/2019 12:37 N				0.008016527	0.3839046	0.009146964	0.3857827
11/18/2019 12:38 N				0.008622739	0.3855508	0.009115102	0.3857507
11/18/2019 12:39 N				0.008569203	0.384551	0.009054234	0.3856982
11/18/2019 12:40 N	12.15444	0	10.33066	0.008168581	0.3844961	0.009007575	0.385647
11/18/2019 12:41 N				0.008289017	0.3851457	0.008969123	0.3855998
11/18/2019 12:42 N				0.007844234	0.3842258	0.008906201	0.3855604
11/18/2019 12:43 N				0.008222902	0.3846211	0.00884544	0.3855079
11/18/2019 12:44 N				0.008077346	0.3853793	0.008808696	0.3855084
11/18/2019 12:45 N	12.22445	0	10.40518	0.007920384	0.3839867	0.008758083	0.3854151
11/18/2019 12:46 N				0.008411068	0.3853913	0.008732663	0.3854083
11/18/2019 12:47 N				0.008339995	0.384475	0.008690292	0.3853877
11/18/2019 12:48 N				0.008191759	0.3838703	0.008654516	0.3852844
11/18/2019 12:49 N				0.008067285	0.3839618	0.00862107	0.3851901
11/18/2019 12:50 N	12.11069	0	10.33066	0.008035824	0.3843465	0.008588095	0.3851187
11/18/2019 12:51 N				0.007979126	0.3845982	0.008544985	0.3850546
11/18/2019 12:52 N				0.008284901	0.3838313	0.008520867	0.384969
11/18/2019 12:53 N				0.00840234	0.3832918	0.008511028	0.3848988
11/18/2019 12:54 N				0.008378792	0.3839078	0.008492774	0.3848372
11/18/2019 12:55 N	12.05819	0	10.23117	0.008266954	0.3834044	0.008484516	0.3847615
11/18/2019 12:56 N				0.008303695	0.3839994	0.008465725	0.3847131
11/18/2019 12:57 N				0.00945139	0.384086	0.008474232	0.3846646
11/18/2019 12:58 N				0.01177499	0.3844921	0.008745614	0.3846671
11/18/2019 12:59 N				0.00886447	0.3825658	0.008749437	0.3845507
11/18/2019 13:00 N	12.13694	0	9.856659	0.009256508	0.3832953	0.008811191	0.3844736
11/18/2019 13:01 N				0.008673961	0.3824322	0.008822938	0.3843358
11/18/2019 13:02 N				0.009049027	0.3825696	0.008820005	0.3842099
11/18/2019 13:03 N				0.009104557	0.3833581	0.008835662	0.3841352
11/18/2019 13:04 N				0.008706678	0.3836191	0.008816937	0.3841209
11/18/2019 13:05 N	12.16319	0	10.18137	0.008741972	0.385731	0.008822738	0.384147
11/18/2019 13:06 N				0.009718958	0.3857225	0.008861209	0.3842348
11/18/2019 13:07 N				0.009274911	0.3837317	0.008876571	0.384197
11/18/2019 13:08 N				0.009548877	0.3835757	0.008917389	0.3842003
11/18/2019 13:09 N				0.009623572	0.3843105	0.009008959	0.3842826
11/18/2019 13:10 N	12.1807	0	10.03171	0.009408623	0.3846436	0.009038335	0.3843195
11/18/2019 13:11 N				0.01136122	0.3842422	0.009076796	0.3844129
11/18/2019 13:12 N				0.01246093	0.3837302	0.009410016	0.384358
11/18/2019 13:13 N				0.01433311	0.3831512	0.009899599	0.3842918
11/18/2019 13:14 N				0.01025059	0.3840309	0.009948539	0.3842133
11/18/2019 13:15 N	12.25945	0	9.956696	0.00960249	0.3861733	0.009980898	0.3843415
11/18/2019 13:16 N				0.009694517	0.3853473	0.009983864	0.3843984
11/18/2019 13:17 N				0.008789774	0.383699	0.009917943	0.3843755
11/18/2019 13:18 N				0.009484958	0.3858961	0.009858746	0.3844116
11/18/2019 13:19 N				0.0105217	0.3874793	0.009904156	0.3846343
11/18/2019 13:20 N	12.2332	0	9.956696	0.009177998	0.3858758	0.009869199	0.3847166
11/18/2019 13:21 N				0.008591361	0.3861063	0.009808015	0.384788
11/18/2019 13:22 N				0.008837939	0.3861128	0.0097479	0.3848792
11/18/2019 13:23 N				0.009656938	0.3872032	0.009700008	0.3849925
11/18/2019 13:24 N				0.00830112	0.3877304	0.009637529	0.3851336
11/18/2019 13:25 N	12.24195	0	9.906708	0.008796758	0.3897697	0.009581616	0.3853349
11/18/2019 13:26 N				0.008036472	0.387361	0.009518771	0.3855656
11/18/2019 13:27 N				0.00804775	0.3889951	0.009432152	0.385805
11/18/2019 13:28 N				0.007904081	0.3872937	0.009337777	0.3858825
11/18/2019 13:29 N				0.007396311	0.3870031	0.009227082	0.3859435
11/18/2019 13:30 N	12.04944	0	9.706146	0.008035332	0.3871284	0.009146186	0.3860049
11/18/2019 13:31 N				0.00810015	0.3888421	0.009071402	0.3861148
11/18/2019 13:32 N				0.008119226	0.3869036	0.009025689	0.3862247
11/18/2019 13:33 N				0.008134317	0.3880355	0.008973155	0.3863543
11/18/2019 13:34 N				0.008805167	0.3885877	0.008956606	0.3865008
11/18/2019 13:35 N	12.20695	0	9.931671	0.008094437	0.3883667	0.008920211	0.3866783
11/18/2019 13:36 N				0.008613115	0.3881607	0.008919783	0.3868093
11/18/2019 13:37 N				0.01303984	0.3874699	0.009175545	0.38686
11/18/2019 13:38 N				0.01501499	0.3879708	0.01001675	0.3870186
11/18/2019 13:39 N				0.009542957	0.3873858	0.01018471	0.3871238
11/18/2019 13:40 N	12.03194	0	9.956696	0.008181748	0.3896708	0.01009398	0.3872345
11/18/2019 13:41 N				0.01128597	0.3919262	0.01019762	0.3874477
11/18/2019 13:42 N				0.00800481	0.3907603	0.01010903	0.38763
11/18/2019 13:43 N				0.007816162	0.3919157	0.009956814	0.3878938
11/18/2019 13:44 N				0.01050277	0.3916888	0.009917652	0.3881053
11/18/2019 13:45 N	12.15444	0	9.98172	0.009334423	0.3905236	0.009899743	0.3882976
11/18/2019 13:46 N				0.008781742	0.3887525	0.009830354	0.3883859
11/18/2019 13:47 N				0.008071033	0.3884609	0.009743581	0.3884234

11/18/2019 13:48 N				0.008340122	0.3901232	0.00963488	0.3884645
11/18/2019 13:49 N				0.008820314	0.3926164	0.009561939	0.3886001
11/18/2019 13:50 N	12.14569	0	9.479645	0.008040207	0.3865982	0.009490263	0.3886173
11/18/2019 13:51 N				0.008800284	0.3912268	0.009426439	0.3886273
11/18/2019 13:52 N				0.009092126	0.3840853	0.009376043	0.3885972
11/18/2019 13:53 N				0.02150927	0.3859584	0.009950826	0.388382
11/18/2019 13:54 N				0.009226436	0.3866459	0.01010923	0.388252
11/18/2019 13:55 N	12.06694	0	9.756317	0.008037841	0.3893304	0.009991979	0.3882276
11/18/2019 13:56 N				0.01127474	0.3919498	0.009934552	0.3884187
11/18/2019 13:57 N				0.01063236	0.3879418	0.01004376	0.3884348
11/18/2019 13:58 N				0.008391074	0.3866557	0.009974834	0.3883227
11/18/2019 13:59 N				0.008707643	0.3878191	0.009881901	0.3882689
11/18/2019 14:00 N	12.14569	0	9.378754	0.008282037	0.388311	0.00977724	0.3882614
11/18/2019 14:01 N				0.007680412	0.3899661	0.009668382	0.3883649
11/18/2019 14:02 N				0.00804849	0.3911613	0.00956006	0.3885644
11/18/2019 14:03 N				0.008728422	0.3934983	0.009503599	0.3887985
11/18/2019 14:04 N				0.008637847	0.3909489	0.009465644	0.3889955
11/18/2019 14:05 N	12.04069	0	9.479645	0.007500669	0.3913821	0.009357428	0.3891325
11/18/2019 14:06 N				0.008297484	0.3913838	0.009290267	0.3892587
11/18/2019 14:07 N				0.009643874	0.3935001	0.0092893	0.3895012
11/18/2019 14:08 N				0.008773281	0.3933516	0.009278418	0.389754
11/18/2019 14:09 N				0.007761841	0.3933829	0.00923416	0.3899761
11/18/2019 14:10 N	12.08444	0	9.302948	0.007374488	0.3947682	0.009128788	0.3902526
11/18/2019 14:11 N				0.008365426	0.3961467	0.009062653	0.3906071
11/18/2019 14:12 N				0.007259761	0.3934281	0.008985875	0.3908851
11/18/2019 14:13 N				0.00770128	0.3944352	0.008920876	0.3910857
11/18/2019 14:14 N				0.007799726	0.3951059	0.008844025	0.3913233
11/18/2019 14:15 N	12.22445	0	9.378754	0.007580854	0.3947961	0.008777429	0.3915287
11/18/2019 14:16 N				0.009830002	0.3958397	0.00885547	0.3918424
11/18/2019 14:17 N				0.009078357	0.3958677	0.008905822	0.3920742
11/18/2019 14:18 N				0.008058858	0.3936617	0.008849352	0.3922486
11/18/2019 14:19 N				0.007551249	0.3951113	0.008790155	0.39239
11/18/2019 14:20 N	12.07569	0	9.302948	0.007963609	0.394417	0.008727972	0.3925339
11/18/2019 14:21 N				0.009169467	0.3951693	0.008724968	0.3926725
11/18/2019 14:22 N				0.008034436	0.3945737	0.008694791	0.3928146
11/18/2019 14:23 N				0.008543899	0.3953974	0.008702288	0.3929638
11/18/2019 14:24 N				0.008358671	0.3960177	0.008666221	0.3930997
11/18/2019 14:25 N	12.08444	0	8.743866	0.008357418	0.397349	0.00867581	0.3933633
11/18/2019 14:26 N				0.008466024	0.3975402	0.0086723	0.3936138
11/18/2019 14:27 N				0.01132516	0.3978934	0.008711318	0.3938727
11/18/2019 14:28 N				0.008609265	0.3968112	0.008775296	0.394061
11/18/2019 14:29 N				0.00836229	0.3969868	0.008742933	0.3942634
11/18/2019 14:30 N	12.04944	0	9.252289	0.009482147	0.3993521	0.008768938	0.3945352
11/18/2019 14:31 N				0.009879033	0.4011711	0.00884926	0.3949401
11/18/2019 14:32 N				0.008118194	0.3989709	0.008855744	0.395187
11/18/2019 14:33 N				0.007912803	0.3982149	0.008791622	0.3953454
11/18/2019 14:34 N				0.008671526	0.3973984	0.008754671	0.3955318
11/18/2019 14:35 N	12.1807	0	9.22702	0.008987145	0.398245	0.008778434	0.3956904
11/18/2019 14:36 N				0.008414079	0.3988093	0.008797901	0.3958502
11/18/2019 14:37 N				0.008351252	0.3980504	0.008756819	0.3960311
11/18/2019 14:38 N				0.009838116	0.3993055	0.008785585	0.3962159
11/18/2019 14:39 N				0.007850461	0.3988864	0.008761814	0.3963803
11/18/2019 14:40 N	12.03194	0	9.201691	0.01790779	0.405575	0.00930733	0.3968183
11/18/2019 14:41 N				0.01137311	0.3985746	0.009543097	0.3969924
11/18/2019 14:42 N				0.01219673	0.4007475	0.00966459	0.3971992
11/18/2019 14:43 N				0.01428814	0.4026453	0.009787377	0.3973607
11/18/2019 14:44 N				0.01078046	0.4017175	0.009855367	0.3975931
11/18/2019 14:45 N	12.17194	0	8.922333	0.009999405	0.400012	0.009881223	0.3977195
11/18/2019 14:46 N				0.01317433	0.4010305	0.009942111	0.3978863
11/18/2019 14:47 N				0.01093116	0.4008327	0.01001704	0.3980415
11/18/2019 14:48 N				0.009231578	0.4017579	0.01002905	0.3982668
11/18/2019 14:49 N				0.01093807	0.4009026	0.01006221	0.3983993
11/18/2019 14:50 N	12.13694	0	9.15097	0.008406264	0.4012208	0.01002387	0.3985531
11/18/2019 14:51 N				0.007179865	0.4003512	0.009859581	0.3986595
11/18/2019 14:52 N				0.007819794	0.4000978	0.009736801	0.3987543
11/18/2019 14:53 N				0.007748192	0.4005142	0.009608844	0.3988572
11/18/2019 14:54 N				0.00701748	0.4007403	0.00945323	0.3989749
11/18/2019 14:55 N	12.18945	0	8.794891	0.007536152	0.4018288	0.009324791	0.399108
11/18/2019 14:56 N				0.007229525	0.4020867	0.009189006	0.3992478
11/18/2019 14:57 N				0.007275979	0.4022894	0.009079091	0.3994368
11/18/2019 14:58 N				0.006962684	0.4031725	0.008972794	0.399619
11/18/2019 14:59 N				0.007076847	0.4029197	0.008856941	0.3998218
11/18/2019 15:00 N	12.15444	0	9.125641	0.007378526	0.4029539	0.00874859	0.4000102
11/18/2019 15:01 N				0.007258352	0.4038755	0.008636192	0.4002461
11/18/2019 15:02 N				0.006853122	0.402957	0.008520624	0.4004381
11/18/2019 15:03 N				0.006514487	0.4022328	0.008411438	0.4005748
11/18/2019 15:04 N				0.006359207	0.4024975	0.008316273	0.4007049
11/18/2019 15:05 N	12.09319	0	9.15097	0.00660393	0.4029582	0.008214539	0.4008344
11/18/2019 15:06 N				0.006580164	0.4054831	0.00810946	0.4010454
11/18/2019 15:07 N				0.008030478	0.405256	0.008096025	0.4013067
11/18/2019 15:08 N				0.007704234	0.4045523	0.008095416	0.4015135
11/18/2019 15:09 N				0.007378258	0.4045472	0.008053842	0.4016733
11/18/2019 15:10 N	12.20695	0	8.922333	0.006918857	0.4033713	0.007986921	0.4017997
11/18/2019 15:11 N				0.006959856	0.4048621	0.007932546	0.4019852
11/18/2019 15:12 N				0.008516818	0.4050972	0.00792868	0.4021652
11/18/2019 15:13 N				0.006999001	0.4028058	0.007918051	0.4022737
11/18/2019 15:14 N				0.007033602	0.4029773	0.00785323	0.4022998
11/18/2019 15:15 N	12.17194	0	9.22702	0.007123535	0.4027614	0.007792474	0.402335
11/18/2019 15:16 N				0.007022083	0.4036093	0.007728101	0.4023911
11/18/2019 15:17 N				0.006718544	0.4023919	0.007657883	0.4023758
11/18/2019 15:18 N				0.006327571	0.4030323	0.00758805	0.4023572
11/18/2019 15:19 N				0.0070333	0.4030833	0.007526762	0.402408
11/18/2019 15:20 N	12.20695	0	9.15097	0.007732918	0.4045091	0.007560552	0.4024924
11/18/2019 15:21 N				0.007881952	0.4031691	0.00759543	0.4025323
11/18/2019 15:22 N				0.007774376	0.403897	0.007599372	0.4025909
11/18/2019 15:23 N				0.00989281	0.404677	0.007703734	0.402726
11/18/2019 15:24 N				0.008007951	0.4025373	0.007748669	0.4027217
11/18/2019 15:25 N	12.06694	0	9.252289	0.008331828	0.402779	0.007805926	0.4027479
11/18/2019 15:26 N				0.007826511	0.4028001	0.007808453	0.402771
11/18/2019 15:27 N				0.006521148	0.4015921	0.007734088	0.4026948
11/18/2019 15:28 N				0.007103581	0.4029061	0.007672251	0.4026275
11/18/2019 15:29 N				0.006624177	0.4015762	0.007592969	0.4025737
11/18/2019 15:30 N	12.05819	0	9.277618	0.006395698	0.4021587	0.007535336	0.4025421
11/18/2019 15:31 N				0.006295343	0.4018632	0.007477862	0.4024865
11/18/2019 15:32 N				0.006839845	0.4046713	0.007435167	0.4025644
11/18/2019 15:33 N				0.008639435	0.4009209	0.007464395	0.402557
11/18/2019 15:34 N				0.007617709	0.3986725	0.007614549	0.4023593
11/18/2019 15:35 N	11.97943	0	9.201691	0.01054266	0.400312	0.007710782	0.4022135
11/18/2019 15:36 N				0.007495876	0.4006889	0.007714324	0.4020981
11/18/2019 15:37 N				0.00862743	0.4014861	0.007735956	0.4020108
11/18/2019 15:38 N				0.00687248	0.4010134	0.007728812	0.4019611
11/18/2019 15:39 N				0.007462941	0.4013324	0.007691921	0.4019415
11/18/2019 15:40 N	11.98818	0	8.692719	0.006904291	0.4020039	0.007653857	0.4019157
11/18/2019 15:41 N				0.009502652	0.4028555	0.007684841	0.401933
11/18/2019 15:42 N				0.01177288	0.4009049	0.00783451	0.4018965
11/18/2019 15:43 N				0.009209068	0.4028244	0.00801606	0.401942

11/18/2019 15:44 N				0.007260747	0.4022114	0.00795023	0.4019884
11/18/2019 15:45 N	12.15444	0	9.277618	0.006773025	0.4033335	0.007885175	0.4020732
11/18/2019 15:46 N				0.006981295	0.4018216	0.007819273	0.4020653
11/18/2019 15:47 N				0.006194918	0.3998493	0.007718389	0.4019586
11/18/2019 15:48 N				0.006515683	0.4013488	0.007631488	0.4018757
11/18/2019 15:49 N				0.00598293	0.4015998	0.00752834	0.401869
11/18/2019 15:50 N	12.17194	0	9.201691	0.006303522	0.4011583	0.007455437	0.4018142
11/18/2019 15:51 N				0.00642491	0.3995907	0.007398408	0.4016871
11/18/2019 15:52 N				0.006917402	0.4014072	0.00735735	0.4016497
11/18/2019 15:53 N				0.006263074	0.4009541	0.007305752	0.4016576
11/18/2019 15:54 N				0.006915461	0.4019239	0.007250225	0.4016835
11/18/2019 15:55 N	12.11944	0	9.22702	0.006469635	0.4019747	0.007210823	0.4017521
11/18/2019 15:56 N				0.006202053	0.4016075	0.007152271	0.4017479
11/18/2019 15:57 N				0.006358062	0.4023983	0.007094314	0.4017705
11/18/2019 15:58 N				0.006515532	0.4028493	0.007048519	0.4018485
11/18/2019 15:59 N				0.006000328	0.4021934	0.006989394	0.4018902
11/18/2019 16:00 N	12.01444	0	8.871368	0.006312391	0.4022497	0.006946702	0.401938
11/18/2019 16:01 N				0.006820219	0.401289	0.006908426	0.4019048
11/18/2019 16:02 N				0.007357975	0.4026108	0.006982922	0.4019279
11/18/2019 16:03 N				0.006356988	0.4027491	0.006959915	0.4019434
11/18/2019 16:04 N				0.006206991	0.402554	0.006913757	0.4019701
11/18/2019 16:05 N	12.05819	0	8.820404	0.006400529	0.4019082	0.006878285	0.4019758
11/18/2019 16:06 N				0.006409962	0.4013984	0.006850155	0.4019518
11/18/2019 16:07 N				0.006956671	0.4021109	0.006840284	0.4019273
11/18/2019 16:08 N				0.00702187	0.4015493	0.006837723	0.4018849
11/18/2019 16:09 N				0.008083033	0.4030029	0.006862511	0.4019347
11/18/2019 16:10 N	12.09319	0	8.998688	0.006809511	0.4029835	0.006866489	0.4019907
11/18/2019 16:11 N				0.006931376	0.4032618	0.006866476	0.4020641
11/18/2019 16:12 N				0.006902509	0.4038697	0.006879042	0.4021522
11/18/2019 16:13 N				0.007318941	0.4040802	0.006892432	0.4022873
11/18/2019 16:14 N				0.006572377	0.4051882	0.006907128	0.4024802
11/18/2019 16:15 N	12.04069	0	9.201691	0.008080807	0.4033813	0.006928456	0.4026056
11/18/2019 16:16 N				0.007110968	0.405165	0.006931836	0.4026618
11/18/2019 16:17 N				0.007072066	0.4096081	0.006962782	0.4030519
11/18/2019 16:18 N				0	0	0	0

Reading Date	Limit	Vcommon Modem Volts	Vbattery Modem Volts	Temperature Modem degC	Dust Dust mg/m3	Voc Voc ppm	Dust - 15m Ave Dust - 15m Ave mg/m3	15m Ave Voc Avg Voc ppm
11/19/2019 7:26	N				0	0	0	0
11/19/2019 7:27	N				0	0.04400851	0	0.000705854
11/19/2019 7:28	N				0.008892505	0.05768298	0.00033955	0.004457672
11/19/2019 7:29	N				0.007780422	0.05483609	0.000811931	0.007528995
11/19/2019 7:30	N	12.54822	0	17.29361	0.00799468	0.05149031	0.001255517	0.01036081
11/19/2019 7:31	N				0.008181266	0.05237293	0.001690214	0.01296317
11/19/2019 7:32	N				0.008566187	0.05101997	0.002111226	0.0152624
11/19/2019 7:33	N				0.008890036	0.0540478	0.002525283	0.01760982
11/19/2019 7:34	N				0.008747952	0.05015612	0.002920932	0.01971026
11/19/2019 7:35	N	12.45196	0	16.81412	0.008897848	0.05132467	0.003295063	0.02162274
11/19/2019 7:36	N				0.00895855	0.05008882	0.003641637	0.02331048
11/19/2019 7:37	N				0.008690217	0.0502167	0.003956894	0.02501912
11/19/2019 7:38	N				0.009127866	0.0542272	0.00428042	0.02683145
11/19/2019 7:39	N				0.008835971	0.05185069	0.00456954	0.02848368
11/19/2019 7:40	N	12.62697	0	15.82553	0.008940955	0.04838467	0.004834801	0.02978742
11/19/2019 7:41	N				0.009669347	0.05175689	0.005114566	0.03108933
11/19/2019 7:42	N				0.01005809	0.05463287	0.005419635	0.03254948
11/19/2019 7:43	N				0.01033975	0.05755556	0.005715426	0.03411138
11/19/2019 7:44	N				0.009841938	0.06127036	0.005985912	0.03569056
11/19/2019 7:45	N	12.54822	0	15.03677	0.009876874	0.05499864	0.006227915	0.03698106
11/19/2019 7:46	N				0.01007378	0.05732	0.006473876	0.03814264
11/19/2019 7:47	N				0.01041933	0.05708273	0.00671892	0.03924469
11/19/2019 7:48	N				0.009137575	0.05545726	0.006899608	0.04029924
11/19/2019 7:49	N				0.008079176	0.05213395	0.006994814	0.04105645
11/19/2019 7:50	N	12.41696	0	13.9819	0.008085607	0.0503571	0.007063985	0.04162621
11/19/2019 7:51	N				0.008016328	0.05083252	0.007126653	0.04212338
11/19/2019 7:52	N				0.00851241	0.04875812	0.007201794	0.04263005
11/19/2019 7:53	N				0.00917751	0.05144224	0.00730895	0.04317483
11/19/2019 7:54	N				0.008951562	0.05076313	0.00741546	0.04370478
11/19/2019 7:55	N	12.51321	0	12.88931	0.008910144	0.04947321	0.007508948	0.04412235
11/19/2019 7:56	N				0.008926935	0.05371679	0.007596035	0.04460885
11/19/2019 7:57	N				0.008981046	0.05660817	0.007679813	0.04533664
11/19/2019 7:58	N				0.00900619	0.055218	0.00775899	0.04597013
11/19/2019 7:59	N				0.01032096	0.0575546	0.007889596	0.04668881
11/19/2019 8:00	N	12.51321	0	12.38516	0.0109007	0.05789226	0.008060426	0.04745257
11/19/2019 8:01	N				0.01001167	0.05764657	0.008213249	0.04816814
11/19/2019 8:02	N				0.009630159	0.05915084	0.008308204	0.04882287
11/19/2019 8:03	N				0.01058242	0.06406064	0.008436754	0.04958501
11/19/2019 8:04	N				0.01037862	0.06094415	0.008547315	0.0503973
11/19/2019 8:05	N	12.64447	0	11.56125	0.01094125	0.06400254	0.008681323	0.05118346
11/19/2019 8:06	N				0.01119163	0.06414908	0.00883471	0.05201565
11/19/2019 8:07	N				0.0116168	0.06668227	0.008987218	0.0528608
11/19/2019 8:08	N				0.01184379	0.06614015	0.009169646	0.05373151
11/19/2019 8:09	N				0.01165524	0.06698143	0.009332167	0.05450435
11/19/2019 8:10	N	12.65322	0	10.99814	0.01189318	0.06857305	0.009494334	0.05534722
11/19/2019 8:11	N				0.01163072	0.06576853	0.009617046	0.05602718
11/19/2019 8:12	N				0.01135457	0.07018668	0.009732135	0.05687921
11/19/2019 8:13	N				0.0108013	0.06965281	0.009793138	0.05761905
11/19/2019 8:14	N				0.009454111	0.06933662	0.009803325	0.05832276
11/19/2019 8:15	N	12.41696	0	10.28098	0.008673902	0.07138656	0.009754812	0.05909247
11/19/2019 8:16	N				0.008812496	0.06910593	0.009693997	0.05972528
11/19/2019 8:17	N				0.0104993	0.07321345	0.009726208	0.06051032
11/19/2019 8:18	N				0.01022228	0.07512797	0.009762526	0.0613019
11/19/2019 8:19	N				0.01042826	0.07508656	0.009797996	0.06213205
11/19/2019 8:20	N	12.56572	0	10.30582	0.01056362	0.07499039	0.009823689	0.06293298
11/19/2019 8:21	N				0.01067854	0.07746775	0.009861575	0.06385945
11/19/2019 8:22	N				0.01027679	0.07749348	0.009898951	0.06473109
11/19/2019 8:23	N				0.01005145	0.07718024	0.009921003	0.06542478
11/19/2019 8:24	N				0.009702694	0.07484345	0.00991722	0.06609924
11/19/2019 8:25	N	12.60072	0	9.681	0.009286435	0.07460631	0.009897206	0.06670649
11/19/2019 8:26	N				0.009676707	0.07600737	0.009885047	0.06722168
11/19/2019 8:27	N				0.00891944	0.07491186	0.009828491	0.0676613
11/19/2019 8:28	N				0.009631039	0.07494992	0.00979743	0.06813802
11/19/2019 8:29	N				0.01023638	0.07633978	0.009818939	0.06867877
11/19/2019 8:30	N	12.57447	0	9.630768	0.009895727	0.08010425	0.009829983	0.06940132
11/19/2019 8:31	N				0.01008656	0.07925376	0.009847097	0.0700892
11/19/2019 8:32	N				0.009520135	0.07962143	0.009809256	0.07072698
11/19/2019 8:33	N				0.009481093	0.08164433	0.009795221	0.07140957
11/19/2019 8:34	N				0.008997311	0.08277313	0.009752842	0.07207964
11/19/2019 8:35	N	12.34696	0	9.378754	0.008926758	0.0812197	0.009693176	0.07273819
11/19/2019 8:36	N				0.008438814	0.0815281	0.009636613	0.07320684
11/19/2019 8:37	N				0.008709059	0.08058632	0.009568874	0.07368121
11/19/2019 8:38	N				0.009069968	0.08028848	0.009540712	0.07413307
11/19/2019 8:39	N				0.009207318	0.08095958	0.009514423	0.07460862
11/19/2019 8:40	N	12.41696	0	8.871368	0.009137312	0.07840234	0.009491811	0.0748961
11/19/2019 8:41	N				0.008941215	0.0825156	0.009459374	0.075178
11/19/2019 8:42	N				0.009085124	0.08205633	0.009439157	0.07555458
11/19/2019 8:43	N				0.009075891	0.08276968	0.009412767	0.07598414
11/19/2019 8:44	N				0.008900553	0.08436915	0.00938575	0.07648961
11/19/2019 8:45	N	12.58322	0	8.667145	0.008986559	0.08348151	0.009359393	0.07701144
11/19/2019 8:46	N				0.009026092	0.08626804	0.009325838	0.07749233
11/19/2019 8:47	N				0.009021889	0.08165161	0.00930327	0.07782374
11/19/2019 8:48	N				0.00888041	0.08135899	0.009280957	0.07810651
11/19/2019 8:49	N				0.009238288	0.08172231	0.009269835	0.07833681
11/19/2019 8:50	N	12.39071	0	8.973236	0.00906326	0.08139729	0.009256102	0.07846025
11/19/2019 8:51	N				0.009117895	0.08322743	0.009242179	0.07879491
11/19/2019 8:52	N				0.00919066	0.08418128	0.009241764	0.07898785
11/19/2019 8:53	N				0.00853319	0.08261076	0.009202775	0.07924093
11/19/2019 8:54	N				0.008507013	0.08571703	0.009161919	0.07957608
11/19/2019 8:55	N	12.39071	0	8.845917	0.009086933	0.08744805	0.009150712	0.08002543
11/19/2019 8:56	N				0.00890503	0.08421508	0.009143267	0.08037187
11/19/2019 8:57	N				0.008607976	0.08569871	0.009106055	0.08066444
11/19/2019 8:58	N				0.009221848	0.08315536	0.009092066	0.08086206
11/19/2019 8:59	N				0.009093955	0.08718272	0.009084102	0.08118849
11/19/2019 9:00	N	12.37321	0	8.871368	0.008974586	0.09005938	0.009077651	0.08166791
11/19/2019 9:01	N				0.008994561	0.08953408	0.009072773	0.08218716
11/19/2019 9:02	N				0.008971252	0.08518735	0.009063743	0.08249921
11/19/2019 9:03	N				0.008647497	0.08683918	0.009040134	0.08276007
11/19/2019 9:04	N				0.008879701	0.08711159	0.009015115	0.08298171
11/19/2019 9:05	N	12.48696	0	8.871368	0.008517846	0.08490069	0.008990368	0.08313371
11/19/2019 9:06	N				0.008636162	0.0856981	0.008966133	0.0832586
11/19/2019 9:07	N				0.008726801	0.08479229	0.00894234	0.08344905
11/19/2019 9:08	N				0.009008259	0.08780653	0.008932142	0.08366269
11/19/2019 9:09	N				0.008781983	0.08931857	0.008926515	0.083978
11/19/2019 9:10	N	12.42571	0	8.615997	0.008393331	0.09340295	0.008902792	0.08449437
11/19/2019 9:11	N				0.008605616	0.09239335	0.008882958	0.08500078
11/19/2019 9:12	N				0.008235344	0.09104443	0.008851262	0.08541936
11/19/2019 9:13	N				0.008206775	0.08674485	0.008809933	0.08557981
11/19/2019 9:14	N				0.008997736	0.09083152	0.008801826	0.08582404
11/19/2019 9:15	N	12.38196	0	8.820404	0.009232547	0.08711615	0.008821761	0.08589618
11/19/2019 9:16	N				0.01003492	0.09096669	0.00888461	0.08619791

11/19/2019 9:17 N				0.009173992	0.09458309	0.008924622	0.08659473
11/19/2019 9:18 N				0.008725815	0.09294058	0.008914012	0.08700338
11/19/2019 9:19 N				0.008984514	0.09642836	0.008915082	0.08755928
11/19/2019 9:20 N	12.44321	0	8.871368	0.009291738	0.0957315	0.008930061	0.08809069
11/19/2019 9:21 N				0.009312521	0.09896946	0.008966429	0.0886476
11/19/2019 9:22 N				0.01020243	0.1016703	0.009011935	0.08929193
11/19/2019 9:23 N				0.01030508	0.1009772	0.00907371	0.08996935
11/19/2019 9:24 N				0.01079933	0.101651	0.009196693	0.09074633
11/19/2019 9:25 N	12.53072	0	8.896881	0.01189668	0.103754	0.009352256	0.09145084
11/19/2019 9:26 N				0.01076524	0.105116	0.009436585	0.0923329
11/19/2019 9:27 N				0.01213329	0.1074215	0.009562677	0.0931856
11/19/2019 9:28 N				0.01236953	0.1103087	0.009757746	0.09424122
11/19/2019 9:29 N				0.01492582	0.1108986	0.01000239	0.09516189
11/19/2019 9:30 N	12.46946	0	8.718292	0.01918944	0.1151043	0.01051789	0.09639366
11/19/2019 9:31 N				0.01871525	0.1155058	0.0110225	0.09751372
11/19/2019 9:32 N				0.01947108	0.1171028	0.01156157	0.0986729
11/19/2019 9:33 N				0.02017494	0.1173789	0.01210758	0.09983398
11/19/2019 9:34 N				0.02033537	0.1178627	0.01262308	0.1010133
11/19/2019 9:35 N	12.32945	0	8.641571	0.02300199	0.1201449	0.01319978	0.10222
11/19/2019 9:36 N				0.04172595	0.1279849	0.01449521	0.1035312
11/19/2019 9:37 N				0.03030412	0.1261229	0.01559735	0.1049977
11/19/2019 9:38 N				0.03046249	0.1214213	0.01647177	0.1061883
11/19/2019 9:39 N				0.04015873	0.1338187	0.01798484	0.1077684
11/19/2019 9:40 N	12.3032	0	8.718292	0.0401669	0.1338597	0.01943523	0.109427
11/19/2019 9:41 N				0.03916521	0.1332353	0.02080432	0.1109628
11/19/2019 9:42 N				0.0402664	0.1312699	0.0219395	0.112255
11/19/2019 9:43 N				0.04105897	0.1287606	0.02309928	0.113324
11/19/2019 9:44 N				0.03352266	0.1265864	0.02385818	0.1142794
11/19/2019 9:45 N	12.38196	0	8.667145	0.03591122	0.1285178	0.02457378	0.1151593
11/19/2019 9:46 N				0.02318416	0.1231273	0.0247075	0.1157024
11/19/2019 9:47 N				0.0237048	0.1188975	0.02485938	0.1161199
11/19/2019 9:48 N				0.01744391	0.1107967	0.02454324	0.1160137
11/19/2019 9:49 N				0.01614893	0.1107612	0.02399902	0.1156502
11/19/2019 9:50 N	12.34696	0	9.125641	0.01897475	0.1120988	0.02368879	0.115433
11/19/2019 9:51 N				0.01766942	0.1111533	0.02333588	0.1150915
11/19/2019 9:52 N				0.01785244	0.1139033	0.02298731	0.1150397
11/19/2019 9:53 N				0.01770515	0.1122973	0.02265937	0.1149019
11/19/2019 9:54 N				0.01649588	0.1096211	0.02230305	0.1146229
11/19/2019 9:55 N	12.45196	0	8.769379	0.01512225	0.1073436	0.02186904	0.1141991
11/19/2019 9:56 N				0.01492348	0.1116781	0.02144405	0.1139324
11/19/2019 9:57 N				0.01509364	0.1086508	0.02105221	0.113585
11/19/2019 9:58 N				0.01527625	0.1051173	0.02067963	0.1130673
11/19/2019 9:59 N				0.01524606	0.1102931	0.02035256	0.1127627
11/19/2019 10:00 N	12.29445	0	9.277618	0.01557219	0.1078951	0.02004615	0.1124569
11/19/2019 10:01 N				0.01594758	0.1095373	0.01976563	0.1122528
11/19/2019 10:02 N				0.01518041	0.1112237	0.01949564	0.1121722
11/19/2019 10:03 N				0.01824767	0.1150812	0.01937662	0.112284
11/19/2019 10:04 N				0.01553776	0.1116526	0.01917955	0.1123544
11/19/2019 10:05 N	12.34696	0	9.024078	0.01492789	0.1112527	0.01892462	0.1122808
11/19/2019 10:06 N				0.02086215	0.1158991	0.0188822	0.1123802
11/19/2019 10:07 N				0.01812331	0.1166291	0.01890974	0.1127155
11/19/2019 10:08 N				0.02029487	0.1178546	0.01894829	0.1129325
11/19/2019 10:09 N				0.02031019	0.1196168	0.01902581	0.1132496
11/19/2019 10:10 N	12.48696	0	9.07486	0.02089424	0.1195527	0.01912336	0.1136458
11/19/2019 10:11 N				0.02240565	0.1230152	0.01927553	0.1141894
11/19/2019 10:12 N				0.02306482	0.1305633	0.0195263	0.1150702
11/19/2019 10:13 N				0.02186135	0.1276039	0.01972418	0.1158872
11/19/2019 10:14 N				0.0221495	0.1288605	0.01985234	0.1166413
11/19/2019 10:15 N	12.24195	0	9.125641	0.01991068	0.1285571	0.01995501	0.1174035
11/19/2019 10:16 N				0.01991699	0.1307266	0.01981465	0.118069
11/19/2019 10:17 N				0.01274997	0.1276386	0.0195211	0.1187832
11/19/2019 10:18 N				0.01231242	0.1226921	0.01907048	0.1190814
11/19/2019 10:19 N				0.01306207	0.1237044	0.01866354	0.119342
11/19/2019 10:20 N	12.39946	0	9.353485	0.01767869	0.1270051	0.01859192	0.1197212
11/19/2019 10:21 N				0.01788834	0.1292208	0.01860128	0.1203325
11/19/2019 10:22 N				0.01384391	0.1257129	0.01836859	0.1207626
11/19/2019 10:23 N				0.01464683	0.1235651	0.01809181	0.1209255
11/19/2019 10:24 N				0.01435521	0.1222982	0.01788636	0.1210778
11/19/2019 10:25 N	12.20695	0	9.10025	0.01254753	0.1211909	0.01759658	0.1211287
11/19/2019 10:26 N				0.0128008	0.1243948	0.01733803	0.1213574
11/19/2019 10:27 N				0.01286612	0.1208809	0.01705637	0.1213389
11/19/2019 10:28 N				0.01347137	0.1265809	0.01679038	0.1214501
11/19/2019 10:29 N				0.01553541	0.1296112	0.01664532	0.121821
11/19/2019 10:30 N	12.17194	0	9.706146	0.01539685	0.132458	0.01656187	0.1224007
11/19/2019 10:31 N				0.0146675	0.1295858	0.01640466	0.1228624
11/19/2019 10:32 N				0.01334705	0.1267416	0.01623988	0.1231155
11/19/2019 10:33 N				0.01357319	0.1289732	0.01606875	0.1234257
11/19/2019 10:34 N				0.01346772	0.1302913	0.01590925	0.1238555
11/19/2019 10:35 N	12.25945	0	9.378754	0.01398421	0.1264405	0.01578464	0.1239683
11/19/2019 10:36 N				0.01454507	0.1299791	0.01569182	0.1242021
11/19/2019 10:37 N				0.01473671	0.1275221	0.01561954	0.1244218
11/19/2019 10:38 N				0.01491609	0.1281103	0.01556693	0.1247179
11/19/2019 10:39 N				0.0156916	0.1284823	0.01555326	0.1248525
11/19/2019 10:40 N	12.35571	0	9.454437	0.0159117	0.1280605	0.01556181	0.125014
11/19/2019 10:41 N				0.01609003	0.1287132	0.015587	0.1251871
11/19/2019 10:42 N				0.01586162	0.1275456	0.01561418	0.1253403
11/19/2019 10:43 N				0.01558559	0.1268442	0.01561239	0.1254763
11/19/2019 10:44 N				0.01561417	0.1288687	0.01562135	0.1256496
11/19/2019 10:45 N	12.29445	0	9.605621	0.01565844	0.1309225	0.01562338	0.1259743
11/19/2019 10:46 N				0.0153497	0.1352576	0.01561326	0.1265504
11/19/2019 10:47 N				0.01492582	0.1347826	0.01558685	0.1270943
11/19/2019 10:48 N				0.01474649	0.134749	0.01554776	0.1276003
11/19/2019 10:49 N				0.01524085	0.1321363	0.01551996	0.1279593
11/19/2019 10:50 N	12.2682	0	9.353485	0.01538727	0.1343148	0.01550895	0.128352
11/19/2019 10:51 N				0.01489935	0.134811	0.01548967	0.1287835
11/19/2019 10:52 N				0.01548981	0.1334553	0.01547312	0.1291731
11/19/2019 10:53 N				0.01585678	0.1363626	0.01550638	0.1295769
11/19/2019 10:54 N				0.01663968	0.1365892	0.01555886	0.1300154
11/19/2019 10:55 N	12.37321	0	9.681	0.01640622	0.136551	0.01560886	0.1304451
11/19/2019 10:56 N				0.01597696	0.1439726	0.01565169	0.1310345
11/19/2019 10:57 N				0.01561398	0.1405363	0.01564114	0.1317524
11/19/2019 10:58 N				0.01608836	0.140476	0.01567467	0.1323245
11/19/2019 10:59 N				0.01632485	0.1412289	0.01570135	0.1328395
11/19/2019 11:00 N	12.36446	0	9.252289	0.01645225	0.1435684	0.01576286	0.133477
11/19/2019 11:01 N				0.01678933	0.1416665	0.01585509	0.1340484
11/19/2019 11:02 N				0.01649429	0.139415	0.01588991	0.134512
11/19/2019 11:03 N				0.01623759	0.1373618	0.01589882	0.134766
11/19/2019 11:04 N				0.01702239	0.1421913	0.01595274	0.1350867
11/19/2019 11:05 N	12.2332	0	9.454437	0.01603757	0.1396807	0.01599711	0.1354195
11/19/2019 11:06 N				0.01590019	0.1427494	0.01599492	0.1357863
11/19/2019 11:07 N				0.01518318	0.1394309	0.01595815	0.1360829
11/19/2019 11:08 N				0.01536232	0.1423066	0.01591863	0.1365117

11/19/2019 11:09 N				0.01531333	0.139417	0.01587424	0.1366868
11/19/2019 11:10 N	12.29445	0	9.681	0.01506968	0.1394238	0.01583856	0.1368808
11/19/2019 11:11 N				0.01498185	0.1449124	0.01579886	0.1371819
11/19/2019 11:12 N				0.01492137	0.1439029	0.01575203	0.1377039
11/19/2019 11:13 N				0.01462638	0.1427556	0.0156821	0.1379449
11/19/2019 11:14 N				0.01491655	0.1435781	0.01561905	0.1381831
11/19/2019 11:15 N	12.38196	0	9.781403	0.01469801	0.1409688	0.01557296	0.1384881
11/19/2019 11:16 N				0.01339593	0.1357296	0.01548366	0.1384486
11/19/2019 11:17 N				0.01354397	0.1390979	0.01535531	0.1384588
11/19/2019 11:18 N				0.01392311	0.1423185	0.01525472	0.1386103
11/19/2019 11:19 N				0.01401812	0.1464582	0.01517943	0.1390221
11/19/2019 11:20 N	12.34696	0	10.1066	0.01416804	0.140856	0.01512256	0.1392794
11/19/2019 11:21 N				0.01465981	0.1415654	0.01508356	0.1395126
11/19/2019 11:22 N				0.01527378	0.1491059	0.01508814	0.1398247
11/19/2019 11:23 N				0.01488531	0.1422532	0.0150951	0.140199
11/19/2019 11:24 N				0.01455063	0.1471211	0.01506944	0.1404975
11/19/2019 11:25 N	12.31195	0	10.23117	0.01429856	0.1498041	0.01501973	0.1411588
11/19/2019 11:26 N				0.01505893	0.14861	0.01502161	0.1415914
11/19/2019 11:27 N				0.01498326	0.1436681	0.01501694	0.1417624
11/19/2019 11:28 N				0.01652414	0.1454674	0.01505091	0.141924
11/19/2019 11:29 N				0.01624527	0.1460613	0.01515479	0.1421175
11/19/2019 11:30 N	12.16319	0	9.906708	0.01687729	0.1470639	0.01525089	0.142327
11/19/2019 11:31 N				0.01729221	0.1466413	0.01536251	0.1425619
11/19/2019 11:32 N				0.01714551	0.1484898	0.01546142	0.1427959
11/19/2019 11:33 N				0.01676136	0.1480925	0.01556372	0.1431253
11/19/2019 11:34 N				0.01358956	0.1511388	0.01557269	0.1434394
11/19/2019 11:35 N	12.27695	0	9.931671	0.01306684	0.1484972	0.01541625	0.1438367
11/19/2019 11:36 N				0.01331823	0.1475493	0.01527796	0.1440656
11/19/2019 11:37 N				0.01347685	0.1506872	0.01515911	0.1443608
11/19/2019 11:38 N				0.01424326	0.1527876	0.01508363	0.1447836
11/19/2019 11:39 N				0.01437383	0.1439543	0.01503421	0.1449736
11/19/2019 11:40 N	12.2857	0	10.08163	0.01451623	0.1471469	0.01499655	0.1450662
11/19/2019 11:41 N				0.0138592	0.1505073	0.01490843	0.1454403
11/19/2019 11:42 N				0.01360392	0.151	0.01482288	0.1457808
11/19/2019 11:43 N				0.0132336	0.1536433	0.01472502	0.1462931
11/19/2019 11:44 N				0.01313607	0.153305	0.01463116	0.1466735
11/19/2019 11:45 N	12.3382	0	10.15646	0.01284719	0.1492995	0.01451737	0.1469753
11/19/2019 11:46 N				0.01300219	0.149631	0.01441877	0.1470812
11/19/2019 11:47 N				0.01435197	0.1516141	0.01437174	0.1473261
11/19/2019 11:48 N				0.01433751	0.1550088	0.01437596	0.1477139
11/19/2019 11:49 N				0.01262911	0.1572846	0.01431071	0.1482108
11/19/2019 11:50 N	12.41696	0	10.15646	0.0128861	0.1551595	0.0142169	0.1487136
11/19/2019 11:51 N				0.01306593	0.149192	0.01415496	0.1489499
11/19/2019 11:52 N				0.01237249	0.1521504	0.01406519	0.1491099
11/19/2019 11:53 N				0.01330723	0.1526534	0.01399871	0.1493629
11/19/2019 11:54 N				0.01355074	0.1545271	0.01395145	0.1495548
11/19/2019 11:55 N	12.1982	0	10.05667	0.01376853	0.154625	0.01392865	0.1499367
11/19/2019 11:56 N				0.01378274	0.1540647	0.01391492	0.1502394
11/19/2019 11:57 N				0.01389101	0.1527052	0.01391046	0.1504197
11/19/2019 11:58 N				0.01355361	0.1571842	0.01389013	0.1508836
11/19/2019 11:59 N				0.01350625	0.1523243	0.01386902	0.1510525
11/19/2019 12:00 N	12.37321	0	10.67764	0.01325257	0.1577156	0.01384464	0.1513606
11/19/2019 12:01 N				0.01371418	0.1571609	0.01384567	0.1516677
11/19/2019 12:02 N				0.01366244	0.1551022	0.01383145	0.1519907
11/19/2019 12:03 N				0.01436342	0.1564698	0.0138465	0.1522294
11/19/2019 12:04 N				0.01418897	0.1567534	0.01385939	0.1524307
11/19/2019 12:05 N	12.34696	0	10.70236	0.01451361	0.1562912	0.01388969	0.1527096
11/19/2019 12:06 N				0.01421712	0.1563432	0.01391678	0.152817
11/19/2019 12:07 N				0.01510365	0.1546712	0.01397274	0.1529878
11/19/2019 12:08 N				0.01507751	0.1577173	0.0140463	0.1532263
11/19/2019 12:09 N				0.01511281	0.1558125	0.01409719	0.1534617
11/19/2019 12:10 N	12.17194	0	10.43002	0.01500699	0.1520803	0.01414486	0.1533718
11/19/2019 12:11 N				0.01505903	0.1554801	0.01420861	0.1534037
11/19/2019 12:12 N				0.0155963	0.1563971	0.01428282	0.1535379
11/19/2019 12:13 N				0.0155672	0.1557949	0.01436095	0.1536755
11/19/2019 12:14 N				0.01551531	0.1568383	0.01443415	0.1537525
11/19/2019 12:15 N	12.2332	0	10.52921	0.01554863	0.1563564	0.01451183	0.153922
11/19/2019 12:16 N				0.01565348	0.1555167	0.01457143	0.1539846
11/19/2019 12:17 N				0.01595093	0.1579083	0.01465828	0.1542218
11/19/2019 12:18 N				0.01533641	0.1595461	0.01470309	0.1545204
11/19/2019 12:19 N				0.01529143	0.1586731	0.01473657	0.1547958
11/19/2019 12:20 N	12.27695	0	10.92429	0.01567251	0.161114	0.01479495	0.1551324
11/19/2019 12:21 N				0.01568845	0.1606012	0.01485514	0.1553908
11/19/2019 12:22 N				0.01584491	0.1573029	0.01490517	0.1555691
11/19/2019 12:23 N				0.01573139	0.1589804	0.01494969	0.1557305
11/19/2019 12:24 N				0.01552365	0.1607031	0.01497745	0.1560032
11/19/2019 12:25 N	12.3382	0	10.50443	0.01530011	0.1602986	0.01500771	0.1562214
11/19/2019 12:26 N				0.0154748	0.1627037	0.01504148	0.1565413
11/19/2019 12:27 N				0.01554888	0.1621906	0.01507741	0.1567791
11/19/2019 12:28 N				0.01511841	0.1639424	0.01510013	0.1572362
11/19/2019 12:29 N				0.01523869	0.1620022	0.01511314	0.1576986
11/19/2019 12:30 N	12.3382	0	10.85043	0.01521202	0.1622895	0.01511255	0.1579523
11/19/2019 12:31 N				0.01532772	0.1632439	0.01512042	0.1582561
11/19/2019 12:32 N				0.01527617	0.1654201	0.01512776	0.1587043
11/19/2019 12:33 N				0.01589554	0.1634918	0.01515227	0.1589923
11/19/2019 12:34 N				0.01561812	0.1627441	0.01518674	0.1592893
11/19/2019 12:35 N	12.38196	0	10.70236	0.01532474	0.1604106	0.01520933	0.1595086
11/19/2019 12:36 N				0.01581897	0.1634656	0.01523721	0.1596296
11/19/2019 12:37 N				0.01590465	0.1631615	0.0152791	0.1597871
11/19/2019 12:38 N				0.01578707	0.1638375	0.01531849	0.1600441
11/19/2019 12:39 N				0.01615796	0.1637848	0.0153569	0.1603155
11/19/2019 12:40 N	12.22445	0	10.99814	0.01610615	0.1676307	0.01541938	0.1607683
11/19/2019 12:41 N				0.01621182	0.1684826	0.0154664	0.1612106
11/19/2019 12:42 N				0.01690475	0.1667466	0.01555677	0.1616051
11/19/2019 12:43 N				0.01687489	0.167172	0.01563232	0.1617991
11/19/2019 12:44 N				0.01613957	0.1661759	0.01568595	0.1621146
11/19/2019 12:45 N	12.25945	0	10.80112	0.01656056	0.1652388	0.01571328	0.1622525
11/19/2019 12:46 N				0.01920347	0.1675589	0.01593138	0.1625489
11/19/2019 12:47 N				0.01677206	0.1648221	0.01606234	0.1627647
11/19/2019 12:48 N				0.01579248	0.1616855	0.01603785	0.1627593
11/19/2019 12:49 N				0.01556272	0.1634718	0.01602762	0.162804
11/19/2019 12:50 N	12.37321	0	10.60349	0.01552808	0.1631833	0.01600197	0.1627601
11/19/2019 12:51 N				0.01542805	0.16316	0.01596622	0.1628256
11/19/2019 12:52 N				0.01571962	0.1645307	0.0159393	0.1628411
11/19/2019 12:53 N				0.01524776	0.1634479	0.01589993	0.1629536
11/19/2019 12:54 N				0.01475507	0.1653383	0.01585099	0.1630912
11/19/2019 12:55 N	12.2157	0	10.70236	0.01418471	0.1618834	0.01575137	0.1631036
11/19/2019 12:56 N				0.01402576	0.1653765	0.01563336	0.1631453
11/19/2019 12:57 N				0.01469806	0.1652619	0.01554698	0.1632919
11/19/2019 12:58 N				0.01404387	0.1639443	0.01547593	0.1633689
11/19/2019 12:59 N				0.01322426	0.161963	0.01535607	0.1633832
11/19/2019 13:00 N	12.20695	0	10.67764	0.01441671	0.1671158	0.01526222	0.1634394

11/19/2019 13:01 N				0.01383981	0.1642871	0.01515652	0.1635484
11/19/2019 13:02 N				0.01427213	0.1644756	0.01512915	0.1636016
11/19/2019 13:03 N				0.01458997	0.1642863	0.01508968	0.1635889
11/19/2019 13:04 N				0.01287637	0.1638576	0.01496083	0.1635624
11/19/2019 13:05 N	12.20695	0	10.5787	0.01299008	0.1613545	0.01482774	0.1634678
11/19/2019 13:06 N				0.01304923	0.1624265	0.01471141	0.1633848
11/19/2019 13:07 N				0.01327115	0.1665539	0.01461639	0.1635872
11/19/2019 13:08 N				0.01358044	0.164072	0.01454346	0.1636799
11/19/2019 13:09 N				0.01351582	0.1635162	0.01446749	0.1636462
11/19/2019 13:10 N	12.3382	0	10.25607	0.01289307	0.1656154	0.01437196	0.1637036
11/19/2019 13:11 N				0.01322396	0.168719	0.01428952	0.1638736
11/19/2019 13:12 N				0.01320538	0.1701283	0.0142175	0.1642199
11/19/2019 13:13 N				0.01317356	0.1667723	0.01416592	0.164463
11/19/2019 13:14 N				0.01317361	0.1697696	0.01409844	0.1647232
11/19/2019 13:15 N	12.17194	0	10.3555	0.01333613	0.1687829	0.01404495	0.1649663
11/19/2019 13:16 N				0.01343493	0.1712885	0.01399789	0.1652553
11/19/2019 13:17 N				0.01346732	0.1698086	0.01395179	0.1655138
11/19/2019 13:18 N				0.01361784	0.1665703	0.01393312	0.1655531
11/19/2019 13:19 N				0.01354892	0.1656434	0.01391569	0.1655894
11/19/2019 13:20 N	12.14569	0	10.60349	0.01387297	0.1663832	0.0139047	0.1656481
11/19/2019 13:21 N				0.01337605	0.1679105	0.0138782	0.1658077
11/19/2019 13:22 N				0.01373454	0.1686523	0.01386422	0.1659701
11/19/2019 13:23 N				0.01388685	0.1694546	0.01386293	0.1661566
11/19/2019 13:24 N				0.01398315	0.171314	0.01386183	0.1663085
11/19/2019 13:25 N	12.2857	0	10.52921	0.01475573	0.1682183	0.01389861	0.1664586
11/19/2019 13:26 N				0.01474376	0.1678255	0.01395113	0.1665693
11/19/2019 13:27 N				0.0149761	0.1689361	0.01401551	0.1667553
11/19/2019 13:28 N				0.01481501	0.1692098	0.01405967	0.1668203
11/19/2019 13:29 N				0.01457507	0.1657195	0.01409457	0.1667814
11/19/2019 13:30 N	12.14569	0	10.05667	0.01445748	0.1688445	0.01411865	0.1668049
11/19/2019 13:31 N				0.01571306	0.1696731	0.01420747	0.1669517
11/19/2019 13:32 N				0.0149786	0.1734082	0.01426182	0.1672787
11/19/2019 13:33 N				0.01508028	0.1695776	0.01431209	0.1675901
11/19/2019 13:34 N				0.01525847	0.1711462	0.01436149	0.1677483
11/19/2019 13:35 N	12.2157	0	10.50443	0.01562547	0.1749565	0.01441664	0.1681027
11/19/2019 13:36 N				0.01481481	0.1752893	0.01446275	0.1685222
11/19/2019 13:37 N				0.01604569	0.1766448	0.01453626	0.1689525
11/19/2019 13:38 N				0.01544742	0.1745774	0.01461161	0.1692775
11/19/2019 13:39 N				0.01555227	0.1757108	0.01467018	0.1696438
11/19/2019 13:40 N	12.22445	0	10.5787	0.01536256	0.174914	0.0147068	0.1700556
11/19/2019 13:41 N				0.01565049	0.1776462	0.01474913	0.1705502
11/19/2019 13:42 N				0.01536192	0.1788127	0.01478837	0.171087
11/19/2019 13:43 N				0.01474084	0.1795076	0.0148068	0.1716059
11/19/2019 13:44 N				0.01504836	0.1790868	0.01481993	0.1720829
11/19/2019 13:45 N	12.2682	0	10.52921	0.01510936	0.1806381	0.01484388	0.1725081
11/19/2019 13:46 N				0.01527585	0.1747305	0.01486429	0.1727095
11/19/2019 13:47 N				0.01573706	0.1759037	0.01492331	0.1729114
11/19/2019 13:48 N				0.01519338	0.1776562	0.01495458	0.1732029
11/19/2019 13:49 N				0.01512036	0.1780672	0.01497024	0.1735693
11/19/2019 13:50 N	12.2857	0	10.50443	0.01398302	0.1751577	0.01492533	0.1737337
11/19/2019 13:51 N				0.013789	0.1758071	0.01485552	0.1737864
11/19/2019 13:52 N				0.01354602	0.1760638	0.01478132	0.1739234
11/19/2019 13:53 N				0.0139426	0.1770741	0.01472176	0.1740243
11/19/2019 13:54 N				0.01395923	0.1750077	0.01467254	0.1741096
11/19/2019 13:55 N	12.24195	0	10.13156	0.01404341	0.1762389	0.01462516	0.1742366
11/19/2019 13:56 N				0.01361973	0.1750584	0.0145644	0.1743626
11/19/2019 13:57 N				0.01349886	0.1732143	0.01450417	0.1742974
11/19/2019 13:58 N				0.01351418	0.1689388	0.0144487	0.1740395
11/19/2019 13:59 N				0.01396026	0.1724812	0.01440782	0.1738066
11/19/2019 14:00 N	12.3032	0	10.33066	0.01334998	0.173929	0.01434524	0.1738836
11/19/2019 14:01 N				0.01416714	0.1757473	0.01433345	0.1740246
11/19/2019 14:02 N				0.01383316	0.1740301	0.01430168	0.1740867
11/19/2019 14:03 N				0.01300701	0.1711149	0.01423511	0.1739896
11/19/2019 14:04 N				0.01318043	0.1718562	0.01417605	0.1739222
11/19/2019 14:05 N	12.2682	0	10.38034	0.01305535	0.1737936	0.01410652	0.1739462

Reading Date	Limit	Vcommon Modem Volts	Vbattery Modem Volts	Temperature Modem degC	Dust Dust mg/m3	Voc Voc ppm	Dust - 15m Ave Dust - 15m Ave mg/m3	15m Ave Voc Avg Voc ppm
11/20/2019 7:10	N	12.64447	0	11.07187	0.03798073	0.09900855	0.002925164	0.07331154
11/20/2019 7:11	N				0.03799992	0.1199561	0.005078803	0.07581277
11/20/2019 7:12	N				0.03799994	0.1392192	0.007100176	0.07942756
11/20/2019 7:13	N				0.04827232	0.1563575	0.009284955	0.08396256
11/20/2019 7:14	N				0.05085675	0.1738474	0.0118449	0.08922909
11/20/2019 7:15	N	12.43446	0	10.67764	0.05087468	0.1889842	0.01504149	0.09514365
11/20/2019 7:16	N				0.0498639	0.2022521	0.01724721	0.1015516
11/20/2019 7:17	N				0.05139	0.2148893	0.01934556	0.1083711
11/20/2019 7:18	N				0.05156603	0.2259239	0.02138305	0.1155091
11/20/2019 7:19	N				0.05246036	0.2373012	0.02331524	0.1229928
11/20/2019 7:20	N	12.3207	0	10.1066	0.05216924	0.2464276	0.02514029	0.1305262
11/20/2019 7:21	N				0.05274555	0.2553674	0.02693537	0.1382617
11/20/2019 7:22	N				0.0527986	0.2629401	0.0285573	0.1458713
11/20/2019 7:23	N				0.0531559	0.269386	0.03008787	0.1534581
11/20/2019 7:24	N				0.05275711	0.2761261	0.03151297	0.1609917
11/20/2019 7:25	N	12.34696	0	9.806488	0.05355002	0.283043	0.03286124	0.1685908
11/20/2019 7:26	N				0.05323853	0.2886883	0.0341249	0.1759751
11/20/2019 7:27	N				0.05302929	0.2927499	0.03532308	0.1831829
11/20/2019 7:28	N				0.05321588	0.2989598	0.03643079	0.1902933
11/20/2019 7:29	N				0.05270343	0.3045507	0.03744251	0.1973054
11/20/2019 7:30	N	12.39071	0	9.024078	0.05209421	0.3092172	0.03839028	0.2042965
11/20/2019 7:31	N				0.0531561	0.312803	0.03929484	0.2109916
11/20/2019 7:32	N				0.05365624	0.3163675	0.0401882	0.2175103
11/20/2019 7:33	N				0.05325793	0.3196541	0.04098917	0.2238166
11/20/2019 7:34	N				0.0534699	0.3238511	0.04176246	0.2299537
11/20/2019 7:35	N	12.2682	0	8.896881	0.05420785	0.3278817	0.04252335	0.2359659
11/20/2019 7:36	N				0.05397347	0.3319069	0.04325652	0.2419268
11/20/2019 7:37	N				0.05357907	0.3326097	0.04390616	0.2474925
11/20/2019 7:38	N				0.05383211	0.3360208	0.04454641	0.2529381
11/20/2019 7:39	N				0.05482659	0.3394123	0.04517301	0.2582599
11/20/2019 7:40	N	12.49571	0	8.359406	0.05560914	0.3416508	0.04581548	0.2634173
11/20/2019 7:41	N				0.0561058	0.3437635	0.04642982	0.2684903
11/20/2019 7:42	N				0.05679997	0.3458833	0.04707012	0.2732826
11/20/2019 7:43	N				0.05578895	0.3488661	0.04768435	0.2779351
11/20/2019 7:44	N				0.05677466	0.3520122	0.04820394	0.2824648
11/20/2019 7:45	N	12.31195	0	7.972198	0.05720356	0.3529963	0.04878061	0.2868665
11/20/2019 7:46	N				0.05672083	0.3539975	0.04926859	0.2910447
11/20/2019 7:47	N				0.05770101	0.355463	0.04980273	0.295114
11/20/2019 7:48	N				0.05765404	0.3577527	0.05030117	0.2989794
11/20/2019 7:49	N				0.05797076	0.3600127	0.05076296	0.3027273
11/20/2019 7:50	N	12.2857	0	8.075714	0.05744745	0.3612438	0.05122669	0.3063564
11/20/2019 7:51	N				0.05849127	0.3634881	0.05166575	0.3098702
11/20/2019 7:52	N				0.05881798	0.3656218	0.05208907	0.3133511
11/20/2019 7:53	N				0.05931818	0.3664285	0.05254712	0.3166441
11/20/2019 7:54	N				0.05777404	0.367948	0.05290227	0.3197965
11/20/2019 7:55	N	12.2682	0	7.972198	0.05768775	0.3691959	0.05321778	0.3228707
11/20/2019 8:04	N				0.0571306	0.384192	0.0582933	0.386041
11/20/2019 8:05	N	12.39071	0	6.420502	0.05676356	0.3851004	0.05819725	0.3859748
11/20/2019 8:06	N				0.05695111	0.4248774	0.05809011	0.3870286
11/20/2019 8:07	N				0.05677155	0.4180499	0.0579925	0.3891143
11/20/2019 8:08	N				0.05734169	0.3976982	0.0579453	0.3902085
11/20/2019 8:09	N				0.05730518	0.3909923	0.05791362	0.3903594
11/20/2019 8:10	N	12.45196	0	6.951874	0.05667922	0.3919556	0.05785581	0.3904804
11/20/2019 8:11	N				0.05630604	0.3938173	0.05777811	0.3906597
11/20/2019 8:12	N				0.05641411	0.3940687	0.05769342	0.3908665
11/20/2019 8:13	N				0.05635811	0.3944201	0.05762772	0.3910844
11/20/2019 8:14	N				0.05588235	0.3947796	0.05753454	0.3912919
11/20/2019 8:15	N	12.38196	0	6.846039	0.05593652	0.3972832	0.05746581	0.3916202
11/20/2019 8:16	N				0.05675433	0.3985208	0.05741588	0.3920354
11/20/2019 8:17	N				0.05667517	0.4005914	0.0573808	0.3924624
11/20/2019 8:18	N				0.05675641	0.4016485	0.05735105	0.3930815
11/20/2019 8:19	N				0.05649577	0.4016371	0.0572684	0.3935751
11/20/2019 8:20	N	12.35571	0	7.24173	0.05572945	0.4034287	0.05719384	0.3940987
11/20/2019 8:21	N				0.05574616	0.4038709	0.05712596	0.3947207
11/20/2019 8:22	N				0.0567765	0.4048349	0.05709103	0.3953326
11/20/2019 8:23	N				0.05593547	0.4067661	0.05705745	0.3960185
11/20/2019 8:24	N				0.05640877	0.4081085	0.05700495	0.3966963
11/20/2019 8:25	N	12.46946	0	7.162811	0.05614188	0.4084162	0.05697179	0.3974311
11/20/2019 8:26	N				0.05663361	0.4096876	0.0569407	0.3981501
11/20/2019 8:27	N				0.05622213	0.4095261	0.05689978	0.3988441
11/20/2019 8:28	N				0.0563464	0.4095561	0.05684155	0.3995126
11/20/2019 8:29	N				0.0568882	0.409872	0.05679969	0.4001283
11/20/2019 8:30	N	12.29445	0	7.215424	0.05670165	0.4098836	0.0567863	0.4007459
11/20/2019 8:31	N				0.05558729	0.4112954	0.05674066	0.4014078
11/20/2019 8:32	N				0.05594493	0.4136876	0.05670246	0.4021388
11/20/2019 8:33	N				0.05627113	0.4122674	0.05666917	0.4028176
11/20/2019 8:34	N				0.05642869	0.4138955	0.05666036	0.4035156
11/20/2019 8:35	N	12.37321	0	7.136505	0.0561079	0.4157733	0.05664971	0.4042274
11/20/2019 8:36	N				0.05653533	0.4165075	0.05664229	0.4049813
11/20/2019 8:37	N				0.05594778	0.4181739	0.05660937	0.4057744
11/20/2019 8:38	N				0.05669231	0.4212075	0.05660632	0.4066595
11/20/2019 8:39	N				0.0562999	0.4229344	0.05659511	0.4076352
11/20/2019 8:40	N	12.2682	0	7.162811	0.05679275	0.4217652	0.05661239	0.4085487
11/20/2019 8:41	N				0.05606893	0.4230692	0.05660275	0.4094144
11/20/2019 8:42	N				0.05648512	0.4223562	0.05660026	0.4102277
11/20/2019 8:43	N				0.05634094	0.4236275	0.05661008	0.4109942
11/20/2019 8:44	N				0.05714527	0.4270505	0.05663833	0.4119394
11/20/2019 8:45	N	12.29445	0	6.81955	0.05701727	0.4272733	0.05666371	0.4128681
11/20/2019 8:46	N				0.05585068	0.4282423	0.05666973	0.4138116
11/20/2019 8:47	N				0.05676999	0.4314369	0.05667528	0.4147449
11/20/2019 8:48	N				0.05703941	0.4319172	0.05669189	0.4159288
11/20/2019 8:49	N				0.0565531	0.4327269	0.05671559	0.4169302
11/20/2019 8:50	N	12.3207	0	6.660309	0.05590985	0.4334747	0.05668957	0.4179934
11/20/2019 8:51	N				0.05495749	0.4317027	0.05660164	0.4188207
11/20/2019 8:52	N				0.05513379	0.4314715	0.05652525	0.4195864
11/20/2019 8:53	N				0.05465084	0.4318384	0.05641975	0.4203805
11/20/2019 8:54	N				0.05429573	0.4296669	0.05628866	0.4209772
11/20/2019 8:55	N	12.3207	0	6.76651	0.05280273	0.4279063	0.05612934	0.4214626
11/20/2019 8:56	N				0.05324925	0.4283714	0.05594507	0.421892
11/20/2019 8:57	N				0.05372781	0.4289324	0.05581227	0.4223201
11/20/2019 8:58	N				0.0538405	0.4291713	0.05568916	0.4227452
11/20/2019 8:59	N				0.05560088	0.4291084	0.05568174	0.4231416
11/20/2019 9:00	N	12.2682	0	7.24173	0.05485892	0.4304925	0.05565131	0.4235624
11/20/2019 9:01	N				0.0538497	0.4297842	0.05553774	0.4239467
11/20/2019 9:02	N				0.05480235	0.430365	0.05547473	0.4243485
11/20/2019 9:03	N				0.0548228	0.4316009	0.05544169	0.4247351
11/20/2019 9:04	N				0.05476795	0.4309609	0.05541141	0.4251469
11/20/2019 9:05	N	12.3207	0	7.267975	0.05596171	0.432379	0.05542418	0.4255803
11/20/2019 9:06	N				0.05526001	0.433673	0.05544493	0.4260597
11/20/2019 9:07	N				0.05479261	0.4339893	0.05542475	0.4265133
11/20/2019 9:08	N				0.05594605	0.4328389	0.05541844	0.426927

11/20/2019 9:09	N				0.05543588	0.4337711	0.05544301	0.4273293
11/20/2019 9:10	N	12.38196	0	7.110199	0.0562005	0.4360535	0.0554821	0.4278275
11/20/2019 9:11	N				0.05501682	0.4365528	0.05546151	0.4283493
11/20/2019 9:12	N				0.05462315	0.4361982	0.0554266	0.4288494
11/20/2019 9:13	N				0.05604769	0.4359736	0.05540944	0.4292843
11/20/2019 9:14	N				0.0586493	0.4370089	0.05556178	0.4297282
11/20/2019 9:15	N	12.39946	0	7.34671	0.0562267	0.4376069	0.05565344	0.4302172
11/20/2019 9:16	N				0.05580924	0.4368187	0.05568884	0.4306123
11/20/2019 9:17	N				0.05559321	0.4383641	0.05568299	0.4310542
11/20/2019 9:18	N				0.05616079	0.4403868	0.05567893	0.4315867
11/20/2019 9:19	N				0.05461598	0.4388703	0.05567607	0.4320975
11/20/2019 9:20	N	12.2507	0	6.76651	0.05429967	0.4379508	0.05558196	0.4324836
11/20/2019 9:21	N				0.05459627	0.4377784	0.05549584	0.4328146
11/20/2019 9:22	N				0.05413881	0.4370341	0.05541363	0.4331219
11/20/2019 9:23	N				0.05490615	0.4380703	0.05535856	0.4334506
11/20/2019 9:24	N				0.0545247	0.4380498	0.05530317	0.433716
11/20/2019 9:25	N	12.2857	0	7.372894	0.05570737	0.4398239	0.0553034	0.4340474
11/20/2019 9:26	N				0.05526672	0.4382768	0.05533939	0.4342988
11/20/2019 9:27	N				0.05439884	0.4408581	0.05530524	0.43472
11/20/2019 9:28	N				0.05507791	0.4416927	0.05529225	0.4351021
11/20/2019 9:29	N				0.05473644	0.4400511	0.05526704	0.4354708
11/20/2019 9:30	N	12.38196	0	6.81955	0.05429972	0.4397922	0.05520018	0.4357371
11/20/2019 9:31	N				0.054479	0.4412291	0.05512886	0.4360809
11/20/2019 9:32	N				0.05490771	0.4422667	0.05510103	0.436461
11/20/2019 9:33	N				0.0545887	0.4414521	0.05505351	0.4367968
11/20/2019 9:34	N				0.05489841	0.4432537	0.05500928	0.4371755
11/20/2019 9:35	N	12.16319	0	7.29422	0.0546375	0.4443385	0.05500604	0.4375803
11/20/2019 9:36	N				0.05471838	0.4440384	0.05502729	0.437931
11/20/2019 9:37	N				0.05526788	0.4456826	0.05502738	0.4383866
11/20/2019 9:38	N				0.05556709	0.4486059	0.05503841	0.438952
11/20/2019 9:39	N				0.05506752	0.4460121	0.05505885	0.4394754
11/20/2019 9:40	N	12.20695	0	7.083771	0.05648369	0.4442715	0.05513128	0.4397906
11/20/2019 9:41	N				0.05698171	0.4472749	0.0552403	0.4401472
11/20/2019 9:42	N				0.05752645	0.4472801	0.05534875	0.440567
11/20/2019 9:43	N				0.05680987	0.4485447	0.05544831	0.4410372
11/20/2019 9:44	N				0.0567666	0.4510922	0.05553916	0.4415895
11/20/2019 9:45	N	12.3032	0	7.083771	0.0568997	0.4520419	0.05561614	0.4422106
11/20/2019 9:46	N				0.05690456	0.4543896	0.055692	0.4429113
11/20/2019 9:47	N				0.05683702	0.4569752	0.05577034	0.4437442
11/20/2019 9:48	N				0.05689492	0.4529376	0.05586579	0.4443104
11/20/2019 9:49	N				0.05633985	0.4536219	0.05591002	0.4448375
11/20/2019 9:50	N	12.22445	0	7.267975	0.05506222	0.4551464	0.05584619	0.4454566
11/20/2019 9:51	N				0.05355436	0.4542556	0.05569206	0.4460419
11/20/2019 9:52	N				0.05394581	0.4541111	0.0555867	0.446541
11/20/2019 9:53	N				0.05542301	0.4557527	0.05557796	0.4470998
11/20/2019 9:54	N				0.05456983	0.4581291	0.05555711	0.4477456
11/20/2019 9:55	N	12.1982	0	6.71347	0.05405516	0.4569845	0.05546784	0.4482977
11/20/2019 9:56	N				0.05408935	0.4564044	0.05537607	0.4488395
11/20/2019 9:57	N				0.0541451	0.4570069	0.05528446	0.4492853
11/20/2019 9:58	N				0.05318871	0.4568095	0.05517091	0.4497502
11/20/2019 9:59	N				0.052591	0.4554049	0.05502601	0.4501064
11/20/2019 10:00	N	12.1807	0	7.267975	0.05256945	0.4554839	0.05487952	0.4504042
11/20/2019 10:01	N				0.05338211	0.4549267	0.05474371	0.450702
11/20/2019 10:02	N				0.05213002	0.4548818	0.05459663	0.4509618
11/20/2019 10:03	N				0.05163495	0.4543436	0.05441841	0.4511762
11/20/2019 10:04	N				0.05251431	0.4574112	0.05426899	0.451481
11/20/2019 10:05	N	12.3207	0	6.872528	0.05275838	0.458133	0.05415194	0.451867
11/20/2019 10:06	N				0.05335113	0.4574232	0.05408602	0.4522315
11/20/2019 10:07	N				0.0536138	0.4576135	0.0540647	0.4525148
11/20/2019 10:08	N				0.0539265	0.4610865	0.05405285	0.4529784
11/20/2019 10:09	N				0.05414358	0.4622736	0.05404265	0.4535155
11/20/2019 10:10	N	12.29445	0	7.215424	0.05378614	0.4607921	0.0540318	0.4539724
11/20/2019 10:11	N				0.05411863	0.4601105	0.05402104	0.4543908
11/20/2019 10:12	N				0.05427226	0.4622579	0.05402046	0.4548087
11/20/2019 10:13	N				0.05376991	0.4629228	0.05400248	0.4553548
11/20/2019 10:14	N				0.05288154	0.460925	0.05394238	0.4557215
11/20/2019 10:15	N	12.18945	0	6.50058	0.0530217	0.462517	0.05389364	0.456094
11/20/2019 10:16	N				0.05198146	0.4634669	0.05379189	0.4565417
11/20/2019 10:17	N				0.05246144	0.465299	0.05368851	0.4570239
11/20/2019 10:18	N				0.05219466	0.4650752	0.0535976	0.4575505
11/20/2019 10:19	N				0.05307686	0.4639037	0.05355769	0.4580172
11/20/2019 10:20	N	12.2682	0	7.24173	0.0531458	0.4625329	0.05352379	0.4583442
11/20/2019 10:21	N				0.05136661	0.4624537	0.05341907	0.4585717
11/20/2019 10:22	N				0.05129569	0.4643991	0.05330512	0.4588893
11/20/2019 10:23	N				0.05162775	0.4652516	0.05319099	0.459281
11/20/2019 10:24	N				0.05178675	0.4667096	0.0531005	0.4597641
11/20/2019 10:25	N	12.34696	0	7.34671	0.05306023	0.4656219	0.0530652	0.4600983
11/20/2019 10:26	N				0.05328708	0.4673488	0.05305338	0.4605513
11/20/2019 10:27	N				0.0527241	0.5053049	0.05303546	0.4631104
11/20/2019 10:28	N				0.05311193	0.5042219	0.05303169	0.4657035
11/20/2019 10:29	N				0.05335101	0.5088404	0.0530305	0.4683452
11/20/2019 10:30	N	12.20695	0	6.872528	0.05325629	0.5100352	0.05304849	0.4709121
11/20/2019 10:31	N				0.05343356	0.5099102	0.05306327	0.4733874
11/20/2019 10:32	N				0.0535613	0.5122352	0.05310182	0.475671
11/20/2019 10:33	N				0.05368284	0.5089751	0.05313688	0.4778022
11/20/2019 10:34	N				0.05390572	0.5126078	0.05316571	0.4799411
11/20/2019 10:35	N	12.20695	0	7.529877	0.05359136	0.5121253	0.05318204	0.4820192
11/20/2019 10:36	N				0.05302894	0.5139253	0.05318374	0.4839929
11/20/2019 10:37	N				0.05298699	0.513936	0.05318742	0.4858631
11/20/2019 10:38	N				0.05336	0.5152073	0.05316611	0.4876637
11/20/2019 10:39	N				0.05321006	0.5189177	0.05318297	0.4895586
11/20/2019 10:40	N	12.2332	0	7.686432	0.05318977	0.5180024	0.05317882	0.4914768
11/20/2019 10:41	N				0.05219865	0.5203954	0.05315384	0.4932861
11/20/2019 10:42	N				0.05265602	0.5215707	0.05313484	0.4949282
11/20/2019 10:43	N				0.05102335	0.5174693	0.05302637	0.4964815
11/20/2019 10:44	N				0.05181038	0.5209692	0.05292755	0.4979295
11/20/2019 10:45	N	12.31195	0	7.66037	0.05208623	0.518379	0.05283631	0.499356
11/20/2019 10:46	N				0.05154478	0.5200126	0.05275235	0.5005754
11/20/2019 10:47	N				0.05170438	0.522253	0.05269931	0.5018727
11/20/2019 10:48	N				0.05149099	0.5203239	0.05262545	0.5030246
11/20/2019 10:49	N				0.05125952	0.5188475	0.05255767	0.5040287
11/20/2019 10:50	N	12.20695	0	7.946259	0.05174482	0.5168136	0.0525148	0.5048352
11/20/2019 10:51	N				0.05159932	0.5192679	0.05246677	0.5056896
11/20/2019 10:52	N				0.05160965	0.5167276	0.05239826	0.5064022
11/20/2019 10:53	N				0.05164713	0.5194778	0.05234125	0.5071465
11/20/2019 10:54	N				0.05148123	0.5247597	0.05229256	0.5081254
11/20/2019 10:55	N	12.3382	0	8.075714	0.05086721	0.5205547	0.05221482	0.5090099
11/20/2019 10:56	N				0.05031839	0.5230892	0.05211115	0.5098507
11/20/2019 10:57	N				0.05083152	0.5244637	0.05200899	0.5107624
11/20/2019 10:58	N				0.04903996	0.5243115	0.05183869	0.5116094
11/20/2019 10:59	N				0.04934006	0.5206954	0.05164772	0.5121649
11/20/2019 11:00	N	12.27695	0	8.153229	0.04874083	0.5194174	0.05147754	0.5126799

11/20/2019 11:01 N				0.04922682	0.5226893	0.05132353	0.5132961
11/20/2019 11:02 N				0.04900856	0.5240514	0.05116712	0.5138721
11/20/2019 11:03 N				0.04760486	0.5180705	0.05097702	0.5143399
11/20/2019 11:04 N				0.04827733	0.5169978	0.05077471	0.5144
11/20/2019 11:05 N	12.20695	0	7.946259	0.04773143	0.5218896	0.05058035	0.5147144
11/20/2019 11:06 N				0.04692909	0.5163742	0.05038591	0.5149288
11/20/2019 11:07 N				0.04774604	0.5163103	0.05021248	0.5150436
11/20/2019 11:08 N				0.04780447	0.5148466	0.05007055	0.515042
11/20/2019 11:09 N				0.04824182	0.5203516	0.04993975	0.5152444
11/20/2019 11:10 N	12.20695	0	8.539093	0.04749309	0.5220781	0.04979754	0.5157229
11/20/2019 11:11 N				0.04752876	0.5240135	0.0496641	0.51617
11/20/2019 11:12 N				0.04805792	0.5229286	0.04952033	0.5164968
11/20/2019 11:13 N				0.04765149	0.527832	0.04939261	0.517095
11/20/2019 11:14 N				0.04699627	0.5230196	0.04925238	0.517557
11/20/2019 11:15 N	12.18945	0	8.615997	0.04662049	0.5188287	0.04908938	0.5177182
11/20/2019 11:16 N				0.04564717	0.512996	0.04890189	0.5174617
11/20/2019 11:17 N				0.04549405	0.5153569	0.04869331	0.5173818
11/20/2019 11:18 N				0.0459466	0.516786	0.04851719	0.5173556
11/20/2019 11:19 N				0.04595951	0.513125	0.04836573	0.5171722
11/20/2019 11:20 N	12.2857	0	8.692719	0.04447309	0.517817	0.04819082	0.51704
11/20/2019 11:21 N				0.0433961	0.5195705	0.0479056	0.5171744
11/20/2019 11:22 N				0.04195613	0.5085683	0.04754253	0.516848
11/20/2019 11:23 N				0.04193909	0.5130332	0.04718924	0.5165111
11/20/2019 11:24 N				0.04109477	0.5130572	0.04683648	0.5163291
11/20/2019 11:25 N	12.3207	0	8.333649	0.04118274	0.5108092	0.04647471	0.5160208
11/20/2019 11:26 N				0.04078316	0.5097771	0.04610618	0.515669
11/20/2019 11:27 N				0.04119644	0.5078081	0.04579013	0.5152296
11/20/2019 11:28 N				0.03986613	0.5060606	0.04544052	0.5146495
11/20/2019 11:29 N				0.03966964	0.5057425	0.04508626	0.5140903
11/20/2019 11:30 N	12.27695	0	8.718292	0.04081091	0.505335	0.04480164	0.5135585
11/20/2019 11:31 N				0.04106444	0.5056435	0.04455507	0.5130787
11/20/2019 11:32 N				0.04159641	0.5046311	0.04436879	0.5126116
11/20/2019 11:33 N				0.04205859	0.5562586	0.04421399	0.5164067
11/20/2019 11:34 N				0.04278855	0.6486883	0.04411203	0.5259427
11/20/2019 11:35 N	12.2157	0	8.922333	0.04205496	0.6740541	0.04398943	0.5365893
11/20/2019 11:36 N				0.04078715	0.662089	0.04383078	0.5441012
11/20/2019 11:37 N				0.04258654	0.6145246	0.0437009	0.5489165
11/20/2019 11:38 N				0.04703577	0.5496322	0.04385569	0.5497584
11/20/2019 11:39 N				0.0499545	0.5266768	0.04417853	0.5488136
11/20/2019 11:40 N	12.2507	0	8.820404	0.04972719	0.5225089	0.04452532	0.5470926
11/20/2019 11:41 N				0.04564573	0.5163268	0.04470791	0.5453957
11/20/2019 11:42 N				0.04371656	0.5091833	0.04467142	0.543242
11/20/2019 11:43 N				0.04143915	0.5043636	0.044489	0.5408548
11/20/2019 11:44 N				0.04106677	0.5047743	0.0442758	0.5386471
11/20/2019 11:45 N	12.1807	0	8.462128	0.04046852	0.5046594	0.04404145	0.5364784
11/20/2019 11:46 N				0.04062629	0.5025762	0.04383361	0.5344071
11/20/2019 11:47 N				0.04137166	0.501874	0.04365956	0.5323651
11/20/2019 11:48 N				0.0414375	0.5020721	0.04349577	0.5304683
11/20/2019 11:49 N				0.04131325	0.505706	0.04335652	0.5288454
11/20/2019 11:50 N	12.1982	0	8.641571	0.04186398	0.5092751	0.04326164	0.527571
11/20/2019 11:51 N				0.04158016	0.5055169	0.04315764	0.5263222
11/20/2019 11:52 N				0.0417627	0.5037267	0.04304992	0.5249617
11/20/2019 11:53 N				0.04186286	0.5038154	0.04298064	0.523627
11/20/2019 11:54 N				0.04158374	0.504189	0.04288023	0.5224138
11/20/2019 11:55 N	12.25945	0	8.641571	0.04217739	0.5045934	0.04281752	0.5212858
11/20/2019 11:56 N				0.04264078	0.5035375	0.04279513	0.5201833
11/20/2019 11:57 N				0.04294216	0.5029621	0.04281707	0.5191048
11/20/2019 11:58 N				0.04224586	0.5043844	0.04278279	0.5180884
11/20/2019 11:59 N				0.04169045	0.5062238	0.04273682	0.5173658
11/20/2019 12:00 N	12.16319	0	8.871368	0.04139735	0.5070332	0.042661	0.5166941
11/20/2019 12:01 N				0.04119772	0.5066821	0.04259422	0.5160215
11/20/2019 12:02 N				0.04126947	0.5066227	0.04251999	0.5154192
11/20/2019 12:03 N				0.03949659	0.5034006	0.0423808	0.5146862
11/20/2019 12:04 N				0.03926326	0.5069878	0.04218211	0.5141175
11/20/2019 12:05 N	12.3207	0	8.896881	0.04021105	0.5063241	0.04205378	0.5136803
11/20/2019 12:06 N				0.03997629	0.5057593	0.0419101	0.5131692
11/20/2019 12:07 N				0.04003744	0.509002	0.04179254	0.5128779
11/20/2019 12:08 N				0.0400738	0.5079611	0.04170252	0.5126272
11/20/2019 12:09 N				0.03858285	0.5078523	0.04155311	0.5122426
11/20/2019 12:10 N	12.2157	0	8.743866	0.03979123	0.5099087	0.04140283	0.5120852
11/20/2019 12:11 N				0.03971688	0.5083728	0.04130434	0.5118561
11/20/2019 12:12 N				0.04052146	0.5087889	0.041228	0.5115995
11/20/2019 12:13 N				0.04016781	0.5121917	0.04117882	0.5115167
11/20/2019 12:14 N				0.04101059	0.5143496	0.04114907	0.511629
11/20/2019 12:15 N	12.18945	0	8.922333	0.04093553	0.5156041	0.04114245	0.5118071
11/20/2019 12:16 N				0.0429037	0.512953	0.04117578	0.5119147
11/20/2019 12:17 N				0.04259516	0.5172935	0.04130058	0.5121685
11/20/2019 12:18 N				0.0420074	0.5124474	0.04137376	0.5122619
11/20/2019 12:19 N				0.04651613	0.5121577	0.04163761	0.51238
11/20/2019 12:20 N	12.11944	0	8.590363	0.04275419	0.5122129	0.04177869	0.5123733
11/20/2019 12:21 N				0.04287579	0.5140319	0.04185392	0.5123609
11/20/2019 12:22 N				0.04590788	0.5170791	0.04192768	0.512582
11/20/2019 12:23 N				0.04485141	0.5173306	0.04219559	0.5128308
11/20/2019 12:24 N				0.04844379	0.518606	0.04245749	0.5130852
11/20/2019 12:25 N	12.2332	0	9.049469	0.04749722	0.5168567	0.04296763	0.5133525
11/20/2019 12:26 N				0.04684729	0.5158395	0.04329633	0.5134175
11/20/2019 12:27 N				0.04635926	0.5190229	0.04347692	0.5137333
11/20/2019 12:28 N				0.04494419	0.5195961	0.04371724	0.5140414
11/20/2019 12:29 N				0.04352792	0.5173452	0.04373379	0.5143589
11/20/2019 12:30 N	12.2682	0	8.973236	0.0417603	0.5227375	0.04368115	0.5146976
11/20/2019 12:31 N				0.04015649	0.5176156	0.04349076	0.5150445
11/20/2019 12:32 N				0.03847621	0.5131919	0.04323035	0.5149704
11/20/2019 12:33 N				0.03815112	0.5092616	0.04290845	0.5147271
11/20/2019 12:34 N				0.03909821	0.5066776	0.04262896	0.5142571
11/20/2019 12:35 N	12.11944	0	8.998688	0.03790369	0.5056069	0.04241329	0.5137911
11/20/2019 12:36 N				0.03623622	0.50537	0.04205625	0.513262
11/20/2019 12:37 N				0.03677259	0.5040941	0.04171867	0.5126848
11/20/2019 12:38 N				0.03657527	0.5037752	0.04139625	0.5121649
11/20/2019 12:39 N				0.03721525	0.5059695	0.04111928	0.5117308
11/20/2019 12:40 N	12.09319	0	9.10025	0.03702528	0.5071943	0.04087856	0.5113618
11/20/2019 12:41 N				0.03809801	0.5079936	0.04068659	0.5111417
11/20/2019 12:42 N				0.03831433	0.5061712	0.04051628	0.5108871
11/20/2019 12:43 N				0.03746445	0.5092747	0.04033969	0.5107213
11/20/2019 12:44 N				0.03727365	0.5095187	0.04015934	0.5106283
11/20/2019 12:45 N	12.07569	0	9.42923	0.03662294	0.509318	0.03994203	0.5105593
11/20/2019 12:46 N				0.03655457	0.5075544	0.03974149	0.5103995
11/20/2019 12:47 N				0.03682686	0.507405	0.03955907	0.5101385
11/20/2019 12:48 N				0.03683758	0.5096936	0.0393837	0.5101317
11/20/2019 12:49 N				0.0363373	0.5081122	0.03920043	0.5099816
11/20/2019 12:50 N	12.12819	0	8.896881	0.03610809	0.5082567	0.0390249	0.5098521
11/20/2019 12:51 N				0.03684065	0.5082244	0.03886397	0.5097351
11/20/2019 12:52 N				0.03695126	0.5076603	0.03873602	0.5095807

11/20/2019 12:53 N				0.03733525	0.5060685	0.03864248	0.5094619
11/20/2019 12:54 N				0.03593801	0.5065014	0.03850361	0.5093594
11/20/2019 12:55 N	12.11069	0	9.302948	0.03593982	0.5072872	0.03833617	0.5091701
11/20/2019 12:56 N				0.03633006	0.504858	0.03819866	0.5088908
11/20/2019 12:57 N				0.03591099	0.5072042	0.03805331	0.5087267
11/20/2019 12:58 N				0.03573065	0.5111125	0.03790848	0.5087636
11/20/2019 12:59 N				0.03505113	0.5095137	0.03773693	0.5088532
11/20/2019 13:00 N	12.10194	0	8.998688	0.03448993	0.5080374	0.03756118	0.508802
11/20/2019 13:01 N				0.03289871	0.5067798	0.03728941	0.5086114
11/20/2019 13:02 N				0.03305329	0.5070632	0.03700177	0.5085036
11/20/2019 13:03 N				0.0321404	0.5113026	0.03669954	0.5085625
11/20/2019 13:04 N				0.03226033	0.5121777	0.03640151	0.5087401
11/20/2019 13:05 N	12.15444	0	9.504852	0.03234382	0.5111157	0.03613675	0.5088367
11/20/2019 13:06 N				0.03230106	0.5133092	0.03589406	0.5090497
11/20/2019 13:07 N				0.03293107	0.5130135	0.03570328	0.5093294
11/20/2019 13:08 N				0.03305291	0.5115273	0.03552445	0.5095851
11/20/2019 13:09 N				0.03315559	0.5153999	0.03537629	0.5099275
11/20/2019 13:10 N	12.18945	0	9.53006	0.03224036	0.515802	0.03521109	0.510204
11/20/2019 13:11 N				0.03205915	0.508203	0.03500791	0.5102288
11/20/2019 13:12 N				0.03201894	0.5066482	0.03482207	0.510047
11/20/2019 13:13 N				0.03226113	0.5084661	0.03465179	0.5099533
11/20/2019 13:14 N				0.03240594	0.5115074	0.03450335	0.5098943
11/20/2019 13:15 N	12.24195	0	9.580414	0.03200837	0.517323	0.03435743	0.51025
11/20/2019 13:16 N				0.03226895	0.5197159	0.03423431	0.5108106
11/20/2019 13:17 N				0.03475396	0.519049	0.03424796	0.5114037
11/20/2019 13:18 N				0.03256961	0.5137622	0.03420753	0.5116234
11/20/2019 13:19 N				0.03265334	0.5113916	0.0341113	0.5117002
11/20/2019 13:20 N	12.11944	0	9.681	0.03180374	0.5141069	0.03401601	0.5116372
11/20/2019 13:21 N				0.03191454	0.5146108	0.03390363	0.5118394
11/20/2019 13:22 N				0.03201164	0.5123427	0.03379414	0.511898
11/20/2019 13:23 N				0.03236182	0.5088046	0.03370967	0.511723
11/20/2019 13:24 N				0.03294925	0.5096769	0.03364366	0.5116233
11/20/2019 13:25 N	12.22445	0	9.706146	0.03295694	0.509836	0.0335947	0.5114619
11/20/2019 13:26 N				0.03303912	0.5118032	0.03356485	0.5114378
11/20/2019 13:27 N				0.03388292	0.5127344	0.03356531	0.5114051
11/20/2019 13:28 N				0.03422212	0.5115072	0.0336052	0.5114477
11/20/2019 13:29 N				0.03472106	0.5095256	0.03368226	0.5113012
11/20/2019 13:30 N	12.14569	0	9.731232	0.03501713	0.5118498	0.03375385	0.5112352
11/20/2019 13:31 N				0.03507085	0.5096363	0.03383999	0.5110868
11/20/2019 13:32 N				0.03512844	0.5112798	0.03394122	0.5111147
11/20/2019 13:33 N				0.0355985	0.5080359	0.03405122	0.5110462
11/20/2019 13:34 N				0.03477086	0.5068968	0.03412284	0.5107703
11/20/2019 13:35 N	12.17194	0	9.856659	0.03525845	0.5071813	0.03418298	0.510584
11/20/2019 13:36 N				0.03547055	0.5053124	0.03426298	0.510345
11/20/2019 13:37 N				0.03554329	0.5087814	0.03433667	0.5101417
11/20/2019 13:38 N				0.03506779	0.5080731	0.03440945	0.5100317
11/20/2019 13:39 N				0.0347728	0.5048845	0.03443414	0.5098017
11/20/2019 13:40 N	12.22445	0	9.378754	0.03461356	0.5045113	0.03445609	0.5094815
11/20/2019 13:41 N				0.03436582	0.5028496	0.03447127	0.5090932
11/20/2019 13:42 N				0.03448923	0.5044398	0.03447489	0.5087743
11/20/2019 13:43 N				0.03457569	0.5061954	0.03447605	0.5086068
11/20/2019 13:44 N				0.03429431	0.5070096	0.03447126	0.5085112
11/20/2019 13:45 N	12.11944	0	9.479645	0.03444549	0.5040973	0.03446953	0.5082981
11/20/2019 13:46 N				0.03357191	0.5018473	0.03440127	0.5079383
11/20/2019 13:47 N				0.03415106	0.502888	0.03436112	0.5075527
11/20/2019 13:48 N				0.03399527	0.5079625	0.0343372	0.5074903
11/20/2019 13:49 N				0.03413532	0.504576	0.03432511	0.5074295
11/20/2019 13:50 N	12.04944	0	9.580414	0.03517115	0.5061085	0.03437258	0.5073185
11/20/2019 13:51 N				0.03469594	0.5033128	0.0344091	0.507124
11/20/2019 13:52 N				0.03438102	0.5036871	0.03441426	0.5069348
11/20/2019 13:53 N				0.03391195	0.5075542	0.0344039	0.5069552
11/20/2019 13:54 N				0.0329093	0.5031465	0.03433387	0.5067883
11/20/2019 13:55 N	12.11944	0	9.504852	0.03330711	0.5029292	0.03425565	0.5065668
11/20/2019 13:56 N				0.03279115	0.4995798	0.03416236	0.5061817
11/20/2019 13:57 N				0.03266245	0.5016034	0.03407117	0.5058256
11/20/2019 13:58 N				0.03304389	0.5016534	0.03398167	0.5055668
11/20/2019 13:59 N				0.0326116	0.5011169	0.03390053	0.5052735
11/20/2019 14:00 N	12.07569	0	8.998688	0.03278019	0.5020415	0.03383773	0.5050472
11/20/2019 14:01 N				0.03308959	0.5038698	0.03377029	0.5049264
11/20/2019 14:02 N				0.03331906	0.506825	0.03377773	0.5050287
11/20/2019 14:03 N				0.03304535	0.5039273	0.03374066	0.5049663
11/20/2019 14:04 N				0.03293138	0.5047078	0.03371957	0.5048945
11/20/2019 14:05 N	12.15444	0	9.479645	0.03291227	0.5054958	0.03367525	0.5049359
11/20/2019 14:06 N				0.03257545	0.5069873	0.03359529	0.5049844
11/20/2019 14:07 N				0.031126	0.5078335	0.0334628	0.5051412
11/20/2019 14:08 N				0.0312694	0.5075642	0.03333462	0.5053121
11/20/2019 14:09 N				0.03188435	0.5091184	0.03323714	0.5055241
11/20/2019 14:10 N	12.04944	0	9.580414	0.03195957	0.5065289	0.033166	0.5056136
11/20/2019 14:11 N				0.03178531	0.5071468	0.03309474	0.5056944
11/20/2019 14:12 N				0.03218761	0.5123333	0.03303479	0.5059909
11/20/2019 14:13 N				0.03159447	0.5131961	0.03296218	0.5064088
11/20/2019 14:14 N				0.03411594	0.5120354	0.03305528	0.5067975
11/20/2019 14:15 N	12.04944	0	9.454437	0.03312188	0.5089197	0.03307597	0.506974
11/20/2019 14:16 N				0.03293229	0.5117471	0.03308366	0.5071875
11/20/2019 14:17 N				0.03340253	0.5100689	0.03309455	0.5073872
11/20/2019 14:18 N				0.03364602	0.5120773	0.03311324	0.5076154
11/20/2019 14:19 N				0.03387836	0.51348	0.03314488	0.5079278
11/20/2019 14:20 N	12.22445	0	9.328217	0.03346046	0.5132018	0.03317847	0.5082892
11/20/2019 14:21 N				0.03662227	1.055816	0.03325343	0.5190621
11/20/2019 14:22 N				0.03371623	0.6840678	0.03343033	0.5488121
11/20/2019 14:23 N				0.03346306	0.5534837	0.03343267	0.5506368
11/20/2019 14:24 N				0.03350142	0.5331725	0.03343217	0.5498564
11/20/2019 14:25 N	12.01444	0	9.555267	0.03292391	0.5268128	0.0334058	0.5485087
11/20/2019 14:26 N				0.03270015	0.5150854	0.03337453	0.5465181
11/20/2019 14:27 N				0.03114782	0.51208	0.03326949	0.5443905
11/20/2019 14:28 N				0.03014524	0.5113083	0.03308823	0.5423491
11/20/2019 14:29 N				0.02994604	0.5104749	0.03288754	0.5403371
11/20/2019 14:30 N	12.11944	0	9.454437	0.03036122	0.5094742	0.03272642	0.5384156
11/20/2019 14:31 N				0.03058217	0.5125558	0.03258368	0.5367407
11/20/2019 14:32 N				0.03036879	0.5120511	0.03244888	0.5351886
11/20/2019 14:33 N				0.03126345	0.5107724	0.03236644	0.533743
11/20/2019 14:34 N				0.03103274	0.5116608	0.03227338	0.5323583
11/20/2019 14:35 N	12.00569	0	9.580414	0.03216594	0.508849	0.03221567	0.5309412
11/20/2019 14:36 N				0.03178732	0.5088558	0.03219188	0.5295029
11/20/2019 14:37 N				0.0321794	0.5118599	0.03218922	0.5283304
11/20/2019 14:38 N				0.03180216	0.5100698	0.03217636	0.5272502
11/20/2019 14:39 N				0.03201476	0.5080506	0.03217128	0.5261005
11/20/2019 14:40 N	12.03194	0	9.353485	0.03225568	0.5089899	0.03217639	0.5250394
11/20/2019 14:41 N				0.03159595	0.5097975	0.03215508	0.5240051
11/20/2019 14:42 N				0.03164528	0.5093131	0.03213634	0.5230378
11/20/2019 14:43 N				0.0306771	0.5071314	0.03205835	0.5220149
11/20/2019 14:44 N				0.03052239	0.510369	0.03196073	0.521197

11/20/2019 14:45 N	12.03194	0	8.947784	0.02953437	0.5088411	0.03182159	0.5205175
11/20/2019 14:46 N				0.02931024	0.5077028	0.03168123	0.5197903
11/20/2019 14:47 N				0.0289031	0.5078002	0.03152943	0.5190459
11/20/2019 14:48 N				0.02783541	0.5090064	0.03132969	0.5183952
11/20/2019 14:49 N				0.02741988	0.5077684	0.03107536	0.5177178
11/20/2019 14:50 N	12.04069	0	8.794891	0.02744866	0.5077743	0.03084647	0.5170113
11/20/2019 14:51 N				0.02777652	0.5062569	0.0306599	0.5164205
11/20/2019 14:52 N				0.02756642	0.5066801	0.03048478	0.5158738
11/20/2019 14:53 N				0.02785201	0.5073104	0.03032717	0.5152914
11/20/2019 14:54 N				0.0280285	0.5081358	0.0301741	0.5148268
11/20/2019 14:55 N	12.07569	0	9.176361	0.02765901	0.506895	0.03001209	0.5144024
11/20/2019 14:56 N				0.02726895	0.5085084	0.02985053	0.5139794
11/20/2019 14:57 N				0.02682885	0.508597	0.02967529	0.5136644
11/20/2019 14:58 N				0.0260605	0.5072098	0.02947208	0.5132614
11/20/2019 14:59 N				0.02617992	0.5072616	0.02926521	0.5128977
11/20/2019 15:00 N	12.04944	0	9.201691	0.0264262	0.5082489	0.02907945	0.5125684
11/20/2019 15:01 N				0.02625292	0.5058656	0.02890713	0.5121713
11/20/2019 15:02 N				0.02651718	0.5064107	0.02875767	0.5117447
11/20/2019 15:03 N				0.02675965	0.5054431	0.02861228	0.5114102
11/20/2019 15:04 N				0.02675074	0.5081904	0.02848871	0.5111543
11/20/2019 15:05 N	12.18945	0	9.024078	0.02721672	0.5089061	0.02840841	0.5110135
11/20/2019 15:06 N				0.02801919	0.5070049	0.02834801	0.5108137
11/20/2019 15:07 N				0.02631247	0.5049773	0.02823545	0.5104381
11/20/2019 15:08 N				0.02598231	0.5055685	0.02810306	0.5101426
11/20/2019 15:09 N				0.02587643	0.5063412	0.02797237	0.5098419
11/20/2019 15:10 N	12.04069	0	9.07486	0.02624149	0.5078502	0.02785245	0.509694
11/20/2019 15:11 N				0.02595172	0.5073451	0.02773882	0.5095557
11/20/2019 15:12 N				0.02518994	0.5079913	0.02759331	0.5094252
11/20/2019 15:13 N				0.02504133	0.5071667	0.02744232	0.5093043
11/20/2019 15:14 N				0.02529472	0.5080123	0.02729716	0.5091683
11/20/2019 15:15 N	11.97943	0	8.922333	0.02523452	0.5086141	0.02716438	0.5091264
11/20/2019 15:16 N				0.0253407	0.5090792	0.02704513	0.5091082
11/20/2019 15:17 N				0.0252441	0.5088747	0.02694613	0.5091038
11/20/2019 15:18 N				0.02595322	0.5096318	0.02687305	0.5091475
11/20/2019 15:19 N				0.02584824	0.5100241	0.02681472	0.5092153
11/20/2019 15:20 N	12.08444	0	8.947784	0.02575195	0.5088663	0.02674222	0.5091802
11/20/2019 15:21 N				0.02570184	0.509788	0.02668055	0.5091897
11/20/2019 15:22 N				0.0259228	0.5112828	0.02663137	0.5092568
11/20/2019 15:23 N				0.02569624	0.5098291	0.02658123	0.5092774
11/20/2019 15:24 N				0.02580903	0.5101724	0.02654143	0.5093344
11/20/2019 15:25 N	12.03194	0	8.667145	0.02594775	0.5103153	0.02650208	0.5094276
11/20/2019 15:26 N				0.02587551	0.5099141	0.02646812	0.5094943
11/20/2019 15:27 N				0.02624553	0.5118913	0.02645168	0.509604
11/20/2019 15:28 N				0.02540659	0.5097537	0.02640355	0.5096651
11/20/2019 15:29 N				0.02555129	0.5095322	0.02635084	0.5096461
11/20/2019 15:30 N	11.97068	0	8.794891	0.02586047	0.5100402	0.02630832	0.5096287
11/20/2019 15:31 N				0.02551288	0.5091777	0.0262586	0.509627
11/20/2019 15:32 N				0.02564894	0.5098302	0.02622073	0.5096028
11/20/2019 15:33 N				0.02545645	0.5087906	0.02618606	0.5096212
11/20/2019 15:34 N				0.02517814	0.5074952	0.02613605	0.5095129
11/20/2019 15:35 N	12.11944	0	8.204865	0.02496468	0.5097895	0.02605958	0.5094556
11/20/2019 15:36 N				0.02511078	0.514575	0.02600728	0.5096137
11/20/2019 15:37 N				0.02544902	0.5092127	0.02597216	0.5096228
11/20/2019 15:38 N				0.02561541	0.5091659	0.02594987	0.5096
11/20/2019 15:39 N				0.02723598	0.5125036	0.02597289	0.5096495
11/20/2019 15:40 N	12.04069	0	8.667145	0.02867773	0.5111975	0.02614444	0.5098073
11/20/2019 15:41 N				0.02720947	0.5088491	0.02625602	0.5098175
11/20/2019 15:42 N				0.02665594	0.511384	0.02629021	0.5098433
11/20/2019 15:43 N				0.02617564	0.510924	0.02631439	0.5098975
11/20/2019 15:44 N				0.02579039	0.5106396	0.0262943	0.5099267
11/20/2019 15:45 N	11.90943	0	8.539093	0.02585362	0.5121018	0.02626144	0.5100125
11/20/2019 15:46 N				0.02548808	0.5097643	0.0262168	0.5100186
11/20/2019 15:47 N				0.02587051	0.5108495	0.02618719	0.5100687
11/20/2019 15:48 N				0.02564958	0.5106862	0.02617079	0.5101112
11/20/2019 15:49 N				0.02587463	0.5097631	0.02616191	0.5101002
11/20/2019 15:50 N	12.05819	0	8.179047	0.02589511	0.5093711	0.02615364	0.5100801
11/20/2019 15:51 N				0.02583236	0.5109887	0.02613721	0.5100994
11/20/2019 15:52 N				0.0260001	0.5104783	0.02612627	0.510137
11/20/2019 15:53 N				0.0258306	0.5132697	0.02611163	0.510242
11/20/2019 15:54 N				0.02770951	0.5146304	0.02613016	0.5104704

Reading Date	Limit	Vcommon Modem Volts	Vbattery Modem Volts	Temperature Modem degC	Dust Dust mg/m3	Voc Voc ppm	Dust - 15m Ave Dust - 15m Ave mg/m3	15m Ave Voc Avg Voc ppm
11/21/2019 7:07	N					0		0
11/21/2019 7:08	N					0		0
11/21/2019 7:09	N					0		0
11/21/2019 7:10	N	12.58322	0	11.56125		0.1743318		0.01029828
11/21/2019 7:11	N					0.187911		0.02110983
11/21/2019 7:12	N					0.1991843		0.03202048
11/21/2019 7:13	N					0.2098083		0.04283998
11/21/2019 7:14	N					0.216382		0.05359426
11/21/2019 7:15	N	12.44321	0	10.38034		0.2235918		0.06402531
11/21/2019 7:16	N					0.2310826		0.07466882
11/21/2019 7:17	N					0.2385266		0.08475316
11/21/2019 7:18	N					0.2438275		0.09456702
11/21/2019 7:19	N					0.2507453		0.1041583
11/21/2019 7:20	N	12.67072	0	9.856659		0.2561021		0.1135503
11/21/2019 7:21	N					0.2611308		0.1226383
11/21/2019 7:22	N					0.2637491		0.1315415
11/21/2019 7:23	N					0.2696195		0.139997
11/21/2019 7:24	N					0.2742723		0.148255
11/21/2019 7:25	N	12.50446	0	9.479645		0.2785182		0.1563196
11/21/2019 7:26	N					0.2896816		0.1643774
11/21/2019 7:27	N					0.3017346		0.1730968
11/21/2019 7:28	N					0.3145313		0.1815946
11/21/2019 7:29	N					0.3214253		0.1900946
11/21/2019 7:30	N	12.56572	0	9.302948		0.3190585		0.1981122
11/21/2019 7:31	N					0.3150432		0.2055492
11/21/2019 7:32	N					0.3216965		0.2126811
11/21/2019 7:33	N					0.3212622		0.2196417
11/21/2019 7:34	N					0.3179384		0.2257883
11/21/2019 7:35	N	12.60072	0	9.252289		0.3158623		0.2314671
11/21/2019 7:36	N					0.3153606		0.2366624
11/21/2019 7:37	N					0.3173473		0.241637
11/21/2019 7:38	N					0.3189063		0.2465028
11/21/2019 7:39	N					0.3210287		0.2511074
11/21/2019 7:40	N	12.45196	0	9.781403		0.3210219		0.2554753
11/21/2019 7:41	N					0.3220361		0.2595357
11/21/2019 7:42	N					0.3230728		0.2634884
11/21/2019 7:43	N					0.3237743		0.2671977
11/21/2019 7:44	N					0.3237586		0.2707653
11/21/2019 7:45	N	12.39071	0	10.18137		0.3250333		0.2741467
11/21/2019 7:46	N					0.3263612		0.2774485
11/21/2019 7:47	N					0.3277207		0.2805431
11/21/2019 7:48	N					0.3304663		0.2836181
11/21/2019 7:49	N					0.3312458		0.2866158
11/21/2019 7:50	N	12.52197	0	11.61002		0.3324008		0.2894573
11/21/2019 7:51	N					0.3348836		0.2922549
11/21/2019 7:52	N					0.3362219		0.2949588
11/21/2019 7:53	N					0.3377143		0.2975886
11/21/2019 7:54	N					0.3391466		0.3001614
11/21/2019 7:55	N	12.53072	0	12.33701		0.3415564		0.3027396
11/21/2019 7:56	N					0.3439344		0.3052603
11/21/2019 7:57	N					0.3470391		0.3078418
11/21/2019 7:58	N					0.3486395		0.3103387
11/21/2019 7:59	N					0.3499511		0.312781
11/21/2019 8:00	N	12.43446	0	13.57993		0.3518969		0.315217
11/21/2019 8:01	N					0.3552791		0.3176491
11/21/2019 8:02	N					0.3562012		0.3200369
11/21/2019 8:03	N					0.3579431		0.3223639
11/21/2019 8:04	N					0.3590547		0.3246336
11/21/2019 8:05	N	12.46071	0	14.4758		0.3601018		0.326834
11/21/2019 8:06	N					0.3611037		0.3289891
11/21/2019 8:07	N					0.3624625		0.3310446
11/21/2019 8:08	N					0.3628576		0.3330086
11/21/2019 8:09	N					0.363396		0.3348913
11/21/2019 8:10	N	12.46946	0	15.87173		0.3630368		0.3366495
11/21/2019 8:11	N					0.3635231		0.3383287
11/21/2019 8:12	N					0.3631104		0.3398774
11/21/2019 8:13	N					0.3648606		0.3413963
11/21/2019 8:14	N					0.3649728		0.3428749
11/21/2019 8:31	N					0.3640242		0.3712801
11/21/2019 8:32	N					0.3623133		0.3707342
11/21/2019 8:33	N					0.3624985		0.3702128
11/21/2019 8:34	N					0.363905		0.369778
11/21/2019 8:35	N	12.69697	0	14.61636		0.365006		0.369444
11/21/2019 8:36	N					0.3626367		0.3691112
11/21/2019 8:37	N					0.3584027		0.3684467
11/21/2019 8:38	N					0.359232		0.3678248
11/21/2019 8:39	N					0.3597701		0.3673223
11/21/2019 8:40	N	12.63572	0	14.33499		0.3605568		0.3668656
11/21/2019 8:41	N					0.3597594		0.366447
11/21/2019 8:42	N					0.3559172		0.3659005
11/21/2019 8:43	N					0.355005		0.3652093
11/21/2019 8:44	N					0.3567812		0.3646165
11/21/2019 8:45	N	12.53947	0	13.93472		0.3596867		0.3642559
11/21/2019 8:46	N					0.3602301		0.363963
11/21/2019 8:47	N					0.3592432		0.3637046
11/21/2019 8:48	N					0.3603485		0.3634985
11/21/2019 8:49	N					0.3593202		0.3632592
11/21/2019 8:50	N	12.60947	0	13.86392		0.3582673		0.3629841
11/21/2019 8:51	N					0.3580858		0.3626863
11/21/2019 8:52	N					0.358029		0.3623944
11/21/2019 8:53	N					0.3630117		0.362278
11/21/2019 8:54	N					0.3630145		0.3624197
11/21/2019 8:55	N	12.66197	0	13.86392		0.3629329		0.3624215
11/21/2019 8:56	N					0.3611806		0.3623804
11/21/2019 8:57	N					0.3632603		0.3623667
11/21/2019 8:58	N					0.3634014		0.3624445
11/21/2019 8:59	N					0.3597518		0.362333
11/21/2019 9:00	N	12.71448	0	13.86392		0.3619322		0.3622532
11/21/2019 9:01	N					0.3610178		0.3621799
11/21/2019 9:02	N					0.36035		0.3620958
11/21/2019 9:03	N					0.3592128		0.3619269
11/21/2019 9:04	N					0.3588749		0.3617146
11/21/2019 9:05	N	12.67072	0	14.0762		0.360535		0.3616107
11/21/2019 9:06	N					0.3590295		0.3614591
11/21/2019 9:07	N					0.3614782		0.3613825
11/21/2019 9:08	N					0.3580187		0.361198
11/21/2019 9:09	N					0.3578795		0.3609591
11/21/2019 9:10	N	12.61822	0	13.50876		0.355926		0.3607707
11/21/2019 9:11	N					0.3564281		0.3604692
11/21/2019 9:12	N					0.3570671		0.3602385
11/21/2019 9:13	N					0.3571026		0.3600352

11/21/2019 9:14	N			0.3592134	0.359929
11/21/2019 9:15	N	12.72323	0	13.34244	0.3574671	0.3597732
11/21/2019 9:16	N			0.3568108	0.3595971
11/21/2019 9:17	N			0.3568618	0.3594273
11/21/2019 9:18	N			0.356761	0.3592337
11/21/2019 9:19	N			0.3579195	0.359127
11/21/2019 9:20	N	12.60072	0	13.05655	0.3594263	0.3590597
11/21/2019 9:21	N			0.3611305	0.3593224
11/21/2019 9:22	N			0.3569598	0.3591932
11/21/2019 9:23	N			0.3568226	0.3590578
11/21/2019 9:24	N			0.3580799	0.358997
11/21/2019 9:25	N	12.61822	0	12.69766	0.3573698	0.3589236
11/21/2019 9:26	N			0.358112	0.3588611
11/21/2019 9:27	N			0.3571277	0.35878
11/21/2019 9:28	N			0.3577679	0.3586664
11/21/2019 9:29	N			0.3604346	0.3586631
11/21/2019 9:30	N	12.62697	0	12.40927	0.3579577	0.3586521
11/21/2019 9:31	N			0.3577594	0.3585941
11/21/2019 9:32	N			0.3586969	0.3586733
11/21/2019 9:33	N			0.3569331	0.3585609
11/21/2019 9:34	N			0.3570885	0.3584556
11/21/2019 9:35	N	12.69697	0	12.38516	0.3578408	0.3583838
11/21/2019 9:36	N			0.3580709	0.358362
11/21/2019 9:37	N			0.3563119	0.3582679
11/21/2019 9:38	N			0.3575823	0.3581908
11/21/2019 9:39	N			0.3574508	0.3581342
11/21/2019 9:40	N	12.60072	0	12.07132	0.3573661	0.3580902
11/21/2019 9:41	N			0.3580872	0.3580599
11/21/2019 9:42	N			0.3591637	0.358108
11/21/2019 9:43	N			0.3590882	0.3582803
11/21/2019 9:44	N			0.357266	0.3582973
11/21/2019 9:45	N	12.58322	0	11.97446	0.3616114	0.3583414
11/21/2019 9:46	N			0.3626766	0.3585555
11/21/2019 9:47	N			0.3615883	0.3588078
11/21/2019 9:48	N			0.3591257	0.358858
11/21/2019 9:49	N			0.3584764	0.3588241
11/21/2019 9:50	N	12.66197	0	11.99869	0.3618076	0.358932
11/21/2019 9:51	N			0.3582197	0.358877
11/21/2019 9:52	N			0.3588897	0.3588894
11/21/2019 9:53	N			0.3640577	0.3590161
11/21/2019 9:54	N			0.360043	0.3592484
11/21/2019 9:55	N	12.65322	0	11.95023	0.3587828	0.3591775
11/21/2019 9:56	N			0.3709484	0.3595031
11/21/2019 9:57	N			0.362229	0.3600361
11/21/2019 9:58	N			0.3608952	0.3601141
11/21/2019 9:59	N			0.3602508	0.3600971
11/21/2019 10:00	N	12.73198	0	11.70737	0.3615214	0.360252
11/21/2019 10:01	N			0.3584742	0.3602694
11/21/2019 10:02	N			0.3561684	0.3601765
11/21/2019 10:03	N			0.3582518	0.3599654
11/21/2019 10:04	N			0.3577468	0.3599133
11/21/2019 10:05	N	12.71448	0	11.29257	0.3612154	0.3598732
11/21/2019 10:06	N			0.3586521	0.3598039
11/21/2019 10:07	N			0.361943	0.3599001
11/21/2019 10:08	N			0.3583374	0.3598086
11/21/2019 10:09	N			0.3585242	0.3597816
11/21/2019 10:10	N	12.70573	0	11.9017	0.360074	0.3597201
11/21/2019 10:11	N			0.3591107	0.3599606
11/21/2019 10:12	N			0.3639874	0.3601119
11/21/2019 10:13	N			0.3558099	0.3599149
11/21/2019 10:14	N			0.3579604	0.3597575
11/21/2019 10:15	N	12.50446	0	11.48807	0.3569215	0.3595474
11/21/2019 10:16	N			0.3577206	0.3594154
11/21/2019 10:17	N			0.3579751	0.3593129
11/21/2019 10:18	N			0.359208	0.3592916
11/21/2019 10:19	N			0.3604723	0.3594846
11/21/2019 10:20	N	12.70573	0	11.63437	0.3639799	0.3597385
11/21/2019 10:21	N			0.362187	0.359813
11/21/2019 10:22	N			0.3604188	0.3598574
11/21/2019 10:23	N			0.3625148	0.3598953
11/21/2019 10:24	N			0.3623316	0.3601306
11/21/2019 10:25	N	12.66197	0	11.68301	0.3610407	0.3602424
11/21/2019 10:26	N			0.3616866	0.3602467
11/21/2019 10:27	N			0.3593281	0.3601782
11/21/2019 10:28	N			0.3598931	0.3602417
11/21/2019 10:29	N			0.3617558	0.3602936
11/21/2019 10:30	N	12.54822	0	11.17001	0.3620719	0.3604299
11/21/2019 10:31	N			0.3625261	0.3606188
11/21/2019 10:32	N			0.3609847	0.3606625
11/21/2019 10:33	N			0.3620813	0.3607484
11/21/2019 10:34	N			0.3640815	0.3609342
11/21/2019 10:35	N	12.69697	0	11.73172	0.361886	0.3610497
11/21/2019 10:36	N			0.3678895	0.3613119
11/21/2019 10:37	N			0.3661282	0.3631988
11/21/2019 10:38	N			0.3591272	0.3628912
11/21/2019 10:39	N			0.3611456	0.3627129
11/21/2019 10:40	N	12.55697	0	11.92599	0.3620117	0.3626651
11/21/2019 10:41	N			0.3639466	0.3627111
11/21/2019 10:42	N			0.3635772	0.3627414
11/21/2019 10:43	N			0.3709835	0.3629243
11/21/2019 10:44	N			0.3731292	0.3632336
11/21/2019 10:45	N	12.53947	0	12.09549	0.3609788	0.3635185
11/21/2019 10:46	N			0.3625529	0.3634099
11/21/2019 10:47	N			0.3638642	0.3633912
11/21/2019 10:48	N			0.364812	0.3634391
11/21/2019 10:49	N			0.3654909	0.3635641
11/21/2019 10:50	N	12.58322	0	12.48148	0.3663377	0.3636978
11/21/2019 10:51	N			0.3743131	0.3640422
11/21/2019 10:52	N			0.3995632	0.3656507
11/21/2019 10:53	N			0.3595116	0.3654371
11/21/2019 10:54	N			0.3693109	0.3654083
11/21/2019 10:55	N	12.50446	0	13.27109	0.3679825	0.3656245
11/21/2019 10:56	N			0.3765842	0.3661054
11/21/2019 10:57	N			0.3699528	0.3664897
11/21/2019 10:58	N			0.3623869	0.3665163
11/21/2019 10:59	N			0.384083	0.3665996
11/21/2019 11:00	N	12.57447	0	13.48502	0.368114	0.3671154
11/21/2019 11:01	N			0.360961	0.3667401
11/21/2019 11:02	N			0.3649328	0.3665692
11/21/2019 11:03	N			0.3704918	0.3665959
11/21/2019 11:04	N			0.3728933	0.3669809
11/21/2019 11:05	N	12.58322	0	13.9819	0.360027	0.3665776

11/21/2019 11:06	N			0.3692856	0.3665763
11/21/2019 11:07	N			0.3661019	0.3664221
11/21/2019 11:08	N			0.3699088	0.3662964
11/21/2019 11:09	N			0.3600512	0.3660392
11/21/2019 11:10	N	12.57447	0	14.4523	0.3598652	0.3656524
11/21/2019 11:11	N			0.3621363	0.3654066
11/21/2019 11:12	N			0.361869	0.3651634
11/21/2019 11:13	N			0.3606132	0.3649459
11/21/2019 11:14	N			0.3618525	0.3647696
11/21/2019 11:15	N	12.61822	0	14.17044	0.3631703	0.3645819
11/21/2019 11:16	N			0.3616288	0.3644339
11/21/2019 11:17	N			0.3755528	0.3645945
11/21/2019 11:18	N			0.3552298	0.3641977
11/21/2019 11:19	N			0.3561679	0.3636621
11/21/2019 11:20	N	12.62697	0	13.95834	0.3587289	0.3634285
11/21/2019 11:21	N			0.3850381	0.3660086
11/21/2019 11:22	N			0.380346	0.3670439
11/21/2019 11:23	N			0.3683131	0.367354
11/21/2019 11:24	N			0.3644057	0.3673844
11/21/2019 11:25	N	12.54822	0	14.02908	0.3620189	0.3672343
11/21/2019 11:26	N			0.3621096	0.3670723
11/21/2019 11:27	N			0.3608941	0.366702
11/21/2019 11:28	N			0.3727045	0.3666677
11/21/2019 11:29	N			0.3574608	0.366339
11/21/2019 11:30	N	12.52197	0	13.76938	0.3717855	0.3663803
11/21/2019 11:31	N			0.3744536	0.367148
11/21/2019 11:32	N			0.366037	0.3671097
11/21/2019 11:33	N			0.3644891	0.36704
11/21/2019 11:34	N			0.3663577	0.3669669
11/21/2019 11:35	N	12.53072	0	13.86392	0.3718356	0.367082
11/21/2019 11:36	N			0.3676771	0.3671401
11/21/2019 11:37	N			0.3636028	0.367019
11/21/2019 11:38	N			0.3643982	0.3668318
11/21/2019 11:39	N			0.3660197	0.3667924
11/21/2019 11:40	N	12.64447	0	13.9819	0.3611789	0.3664889
11/21/2019 11:41	N			0.3744429	0.3668414
11/21/2019 11:42	N			0.36426	0.3667555
11/21/2019 11:43	N			0.3638827	0.3665818
11/21/2019 11:44	N			0.3634177	0.3663884
11/21/2019 11:45	N	12.67072	0	13.62729	0.3627707	0.3661864
11/21/2019 11:46	N			0.363095	0.366055
11/21/2019 11:47	N			0.3618713	0.3659984
11/21/2019 11:48	N			0.3584312	0.3655539
11/21/2019 11:49	N			0.3619641	0.365245
11/21/2019 11:50	N	12.52197	0	13.65103	0.368046	0.3653893
11/21/2019 11:51	N			0.3560326	0.3648733
11/21/2019 11:52	N			0.3606196	0.3645403
11/21/2019 11:53	N			0.3654128	0.3644599
11/21/2019 11:54	N			0.3604086	0.3642254
11/21/2019 11:55	N	12.53947	0	13.46127	0.3592433	0.364123
11/21/2019 11:56	N			0.35881	0.3637567
11/21/2019 11:57	N			0.3636453	0.3638297
11/21/2019 11:58	N			0.3664887	0.3638292
11/21/2019 11:59	N			0.3644417	0.363811
11/21/2019 12:00	N	12.68822	0	13.39005	0.3597533	0.3636603
11/21/2019 12:01	N			0.3607183	0.3634921
11/21/2019 12:02	N			0.3603282	0.3633962
11/21/2019 12:03	N			0.3687973	0.3634015
11/21/2019 12:04	N			0.3642484	0.3635299
11/21/2019 12:05	N	12.57447	0	12.43332	0.3794518	0.3640265
11/21/2019 12:06	N			0.3731658	0.3642227
11/21/2019 12:07	N			0.3586844	0.3642283
11/21/2019 12:08	N			0.3686513	0.3648512
11/21/2019 12:09	N			0.3715793	0.3648572
11/21/2019 12:10	N	12.53947	0	12.28879	0.3653288	0.3654452
11/21/2019 12:11	N			0.3605403	0.3651453
11/21/2019 12:12	N			0.3750159	0.3652586
11/21/2019 12:13	N			0.3858316	0.365494
11/21/2019 12:14	N			0.3699252	0.3664649
11/21/2019 12:15	N	12.63572	0	11.92599	0.3539443	0.365768
11/21/2019 12:16	N			0.3540561	0.3649529
11/21/2019 12:17	N			0.3569818	0.3644104
11/21/2019 12:18	N			0.358571	0.364019
11/21/2019 12:19	N			0.3590287	0.3637138
11/21/2019 12:20	N	12.57447	0	11.46365	0.3600163	0.3634748
11/21/2019 12:21	N			0.3605894	0.3632506
11/21/2019 12:22	N			0.3610714	0.3631181
11/21/2019 12:23	N			0.3610128	0.3629898
11/21/2019 12:24	N			0.3611263	0.3628666
11/21/2019 12:25	N	12.53072	0	11.26804	0.3608672	0.3627399
11/21/2019 12:26	N			0.3609879	0.3626192
11/21/2019 12:27	N			0.3613994	0.3625237
11/21/2019 12:28	N			0.360832	0.3624443
11/21/2019 12:29	N			0.3636194	0.3624497
11/21/2019 12:30	N	12.59197	0	10.60349	0.3621016	0.3624449
11/21/2019 12:31	N			0.3618223	0.3624091
11/21/2019 12:32	N			0.362965	0.3624153
11/21/2019 12:33	N			0.3633869	0.3624687
11/21/2019 12:34	N			0.363359	0.3625069
11/21/2019 12:35	N	12.60072	0	10.25607	0.3638481	0.362563
11/21/2019 12:36	N			0.3640898	0.3626522
11/21/2019 12:37	N			0.3639694	0.3627191
11/21/2019 12:38	N			0.3643262	0.3628027
11/21/2019 12:39	N			0.3653556	0.3629429
11/21/2019 12:40	N	12.51321	0	10.15646	0.3662534	0.3631328
11/21/2019 12:41	N			0.3656613	0.3632835
11/21/2019 12:42	N			0.3659469	0.3634189
11/21/2019 12:43	N			0.3662743	0.3635694
11/21/2019 12:44	N			0.3674059	0.3637884
11/21/2019 12:45	N	12.70573	0	10.13156	0.3667741	0.3639819
11/21/2019 12:46	N			0.3670228	0.3641636
11/21/2019 12:47	N			0.3674299	0.36435
11/21/2019 12:48	N			0.3677815	0.3645434
11/21/2019 12:49	N			0.3682065	0.3647469
11/21/2019 12:50	N	12.51321	0	10.03171	0.3701	0.3650323
11/21/2019 12:51	N			0.3700352	0.3652555
11/21/2019 12:52	N			0.3680132	0.3654248
11/21/2019 12:53	N			0.3686311	0.3656029
11/21/2019 12:54	N			0.3684848	0.3658003
11/21/2019 12:55	N	12.57447	0	9.881683	0.3688862	0.3659911
11/21/2019 12:56	N			0.3704428	0.3662529
11/21/2019 12:57	N			0.3690118	0.3664376

11/21/2019 12:58 N				0.3688681	0.36661
11/21/2019 12:59 N				0.3690639	0.3667638
11/21/2019 13:00 N	12.54822	0	9.681	0.3699861	0.3669519
11/21/2019 13:01 N				0.3811029	0.3673913
11/21/2019 13:02 N				0.3709445	0.3681706
11/21/2019 13:03 N				0.3724496	0.3683637
11/21/2019 13:04 N				0.3701406	0.3685417
11/21/2019 13:05 N	12.60947	0	9.630768	0.3712576	0.368668
11/21/2019 13:06 N				0.3710004	0.3688214
11/21/2019 13:07 N				0.3713151	0.3689532
11/21/2019 13:08 N				0.3716485	0.3691763
11/21/2019 13:09 N				0.3757813	0.3693839
11/21/2019 13:10 N	12.72323	0	9.580414	0.3767736	0.3699219
11/21/2019 13:11 N				0.3763152	0.3702772
11/21/2019 13:12 N				0.3752504	0.3705866
11/21/2019 13:13 N				0.3786587	0.3711028
11/21/2019 13:14 N				0.3745155	0.3713745
11/21/2019 13:15 N	12.59197	0	9.479645	0.3766091	0.3716073
11/21/2019 13:16 N				0.3768078	0.3718783
11/21/2019 13:17 N				0.3748499	0.3721666
11/21/2019 13:18 N				0.3743871	0.3723382
11/21/2019 13:19 N				0.3753656	0.3725806
11/21/2019 13:20 N	12.67947	0	9.328217	0.3757684	0.3727573
11/21/2019 13:21 N				0.3783071	0.3733077
11/21/2019 13:22 N				0.3762676	0.3735318
11/21/2019 13:23 N				0.3787549	0.3737165
11/21/2019 13:24 N				0.3753806	0.3739179
11/21/2019 13:25 N	12.60072	0	9.42923	0.3812029	0.374257
11/21/2019 13:26 N				0.376448	0.3744118
11/21/2019 13:27 N				0.3743362	0.3745246
11/21/2019 13:28 N				0.377698	0.3746045
11/21/2019 13:29 N				0.3790573	0.3749989
11/21/2019 13:30 N	12.68822	0	9.353485	0.3822997	0.3752577
11/21/2019 13:31 N				0.3771176	0.3754825
11/21/2019 13:32 N				0.3776831	0.3756186
11/21/2019 13:33 N				0.3779801	0.3757823
11/21/2019 13:34 N				0.3779284	0.3758964
11/21/2019 13:35 N	12.61822	0	9.756317	0.3782417	0.3760124
11/21/2019 13:36 N				0.3775566	0.3761258
11/21/2019 13:37 N				0.3808198	0.3763742
11/21/2019 13:38 N				0.3773736	0.3765299
11/21/2019 13:39 N				0.3779546	0.3765395
11/21/2019 13:40 N	12.65322	0	9.378754	0.3781478	0.3766478
11/21/2019 13:41 N				0.3776455	0.3767202
11/21/2019 13:42 N				0.3770039	0.3767318
11/21/2019 13:43 N				0.3772381	0.376754
11/21/2019 13:44 N				0.377637	0.3768213
11/21/2019 13:45 N	12.69697	0	9.756317	0.3781648	0.3769028
11/21/2019 13:46 N				0.3771215	0.3769279
11/21/2019 13:47 N				0.377302	0.3769633
11/21/2019 13:48 N				0.3770541	0.3769702
11/21/2019 13:49 N				0.3773432	0.3769749
11/21/2019 13:50 N	12.53072	0	9.630768	0.3780689	0.3770202
11/21/2019 13:51 N				0.3781221	0.3771029
11/21/2019 13:52 N				0.3795339	0.3772237
11/21/2019 13:53 N				0.3793089	0.3773651
11/21/2019 13:54 N				0.3789474	0.3775182
11/21/2019 13:55 N	12.48696	0	9.53006	0.3824613	0.3777072
11/21/2019 13:56 N				0.3808284	0.3779231
11/21/2019 13:57 N				0.3826326	0.378193
11/21/2019 13:58 N				0.3848112	0.378602
11/21/2019 13:59 N				0.3817111	0.3788677
11/21/2019 14:00 N	12.53072	0	9.328217	0.380859	0.3790144
11/21/2019 14:01 N				0.3860055	0.3793293
11/21/2019 14:02 N				0.3826413	0.3794661
11/21/2019 14:03 N				0.3905072	0.3798838
11/21/2019 14:04 N				0.3883441	0.3803982
11/21/2019 14:05 N	12.52197	0	9.605621	0.3987744	0.3810359
11/21/2019 14:06 N				0.3998252	0.3822784
11/21/2019 14:07 N				0.3865036	0.3827084
11/21/2019 14:08 N				0.3862302	0.3828916
11/21/2019 14:09 N				0.3846529	0.383074
11/21/2019 14:10 N	12.62697	0	9.706146	0.3842417	0.3831438
11/21/2019 14:11 N				0.3865271	0.3833035
11/21/2019 14:12 N				0.3847879	0.3833936
11/21/2019 14:13 N				0.3852653	0.3834857
11/21/2019 14:14 N				0.3856599	0.3836108
11/21/2019 14:15 N	12.57447	0	9.681	0.3855792	0.3837222
11/21/2019 14:16 N				0.3852119	0.3838386
11/21/2019 14:17 N				0.3852362	0.3839265
11/21/2019 14:18 N				0.3850887	0.384
11/21/2019 14:19 N				0.3856914	0.3840833
11/21/2019 14:20 N	12.60947	0	9.53006	0.3851493	0.3841703
11/21/2019 14:21 N				0.3851064	0.384235
11/21/2019 14:22 N				0.3858829	0.3843241
11/21/2019 14:23 N				0.3855706	0.3844187
11/21/2019 14:24 N				0.3843715	0.3844544
11/21/2019 14:25 N	12.59197	0	9.731232	0.3850692	0.3844768
11/21/2019 14:26 N				0.3872437	0.3845727
11/21/2019 14:27 N				0.415642	0.3857861
11/21/2019 14:28 N				0.4006479	0.3875338
11/21/2019 14:29 N				0.401453	0.3882942
11/21/2019 14:30 N	12.46946	0	9.630768	0.3957474	0.3891143
11/21/2019 14:31 N				0.3909999	0.3892257
11/21/2019 14:32 N				0.3893553	0.3892359
11/21/2019 14:33 N				0.3872737	0.3891639
11/21/2019 14:34 N				0.3877231	0.3890327
11/21/2019 14:35 N	12.68822	0	9.504852	0.3880543	0.3889686
11/21/2019 14:36 N				0.3888166	0.3889608
11/21/2019 14:37 N				0.3885959	0.3888946
11/21/2019 14:38 N				0.3883206	0.3888766
11/21/2019 14:39 N				0.3896576	0.3888794
11/21/2019 14:40 N	12.51321	0	9.176361	0.3884555	0.3888797
11/21/2019 14:41 N				0.3900746	0.388963
11/21/2019 14:42 N				0.3883499	0.3889552
11/21/2019 14:43 N				0.3955023	0.3890885
11/21/2019 14:44 N				0.3891007	0.3891509
11/21/2019 14:45 N	12.62697	0	9.15097	0.3895731	0.3891459
11/21/2019 14:46 N				0.3890462	0.38915
11/21/2019 14:47 N				0.39403	0.3892978
11/21/2019 14:48 N				0.3894753	0.3893899
11/21/2019 14:49 N				0.3880922	0.3893642

11/21/2019 14:50	N	12.65322	0	9.07486		0.3903667	0.3894229
11/21/2019 14:51	N					0.3885479	0.3893797
11/21/2019 14:52	N					0.3903769	0.3894315
11/21/2019 14:53	N					0.3888513	0.3894991
11/21/2019 14:54	N					0.3878436	0.3893844
11/21/2019 14:55	N	12.55697	0	9.403961		0.388437	0.3893409
11/21/2019 14:56	N					0.3895128	0.3893256
11/21/2019 14:57	N					0.3879898	0.3892464
11/21/2019 14:58	N					0.4018973	0.389412
11/21/2019 14:59	N					0.3920021	0.3902252
11/21/2019 15:00	N	12.62697	0	9.10025		0.3883708	0.3901123
11/21/2019 15:01	N					0.3870564	0.3899284
11/21/2019 15:02	N					0.3882654	0.3897846
11/21/2019 15:03	N					0.3896294	0.3897277
11/21/2019 15:04	N					0.3896219	0.3897235
11/21/2019 15:05	N	12.46071	0	9.252289		0.3900007	0.3897407
11/21/2019 15:06	N					0.3903849	0.3898014
11/21/2019 15:07	N					0.397247	0.3900406
11/21/2019 15:08	N					0.3915209	0.3903114
11/21/2019 15:09	N					0.3914994	0.3903901
11/21/2019 15:10	N	12.60947	0	9.07486		0.3901962	0.3904088
11/21/2019 15:11	N					0.3900141	0.3903852
11/21/2019 15:12	N					0.3906602	0.3903736
11/21/2019 15:13	N					0.3911729	0.3904085
11/21/2019 15:14	N					0.3906482	0.3904338
11/21/2019 15:15	N	12.52197	0	9.15097		0.3906287	0.3904574
11/21/2019 15:16	N					0.3909145	0.3904617
11/21/2019 15:17	N					0.3912083	0.3905011
11/21/2019 15:18	N					0.3919412	0.3905686
11/21/2019 15:19	N					0.3927122	0.3906948
11/21/2019 15:20	N	12.61822	0	9.07486		0.393233	0.3908481
11/21/2019 15:21	N					0.3927724	0.3909525
11/21/2019 15:22	N					0.3926748	0.3910422
11/21/2019 15:23	N					0.3926042	0.3911279
11/21/2019 15:24	N					0.3929665	0.3912205
11/21/2019 15:25	N	12.62697	0	8.871368		0.3927975	0.3913195
11/21/2019 15:26	N					0.3936211	0.3914267
11/21/2019 15:27	N					0.3930425	0.3915416
11/21/2019 15:28	N					0.3932234	0.3916674
11/21/2019 15:29	N					0.3938468	0.3917952
11/21/2019 15:30	N	12.63572	0	8.922333		0.3940024	0.3919307
11/21/2019 15:31	N					0.3948439	0.3920757
11/21/2019 15:32	N					0.3950552	0.3922609
11/21/2019 15:33	N					0.3941143	0.3923877
11/21/2019 15:34	N					0.3940288	0.3925031
11/21/2019 15:35	N	12.62697	0	8.845917		0.3943763	0.3926033
11/21/2019 15:36	N					0.3946752	0.3927255
11/21/2019 15:37	N					0.395616	0.3928716
11/21/2019 15:38	N					0.3977804	0.3931081
11/21/2019 15:39	N					0.3988065	0.3934482
11/21/2019 15:40	N	12.69697	0	8.718292		0.3990183	0.393813
11/21/2019 15:41	N					0.3970777	0.3940276
11/21/2019 15:42	N					0.3960793	0.3941689
11/21/2019 15:43	N					0.3960167	0.3942884
11/21/2019 15:44	N					0.3999043	0.3945048
11/21/2019 15:45	N	12.61822	0	8.049896		0.4008496	0.3949045
11/21/2019 15:46	N					0.3967872	0.3950592
11/21/2019 15:47	N					0.3975327	0.3951618
11/21/2019 15:48	N					0.3981106	0.3953381
11/21/2019 15:49	N					0.4011294	0.3956199
11/21/2019 15:50	N	12.51321	0	8.539093		0.4005861	0.3959306
11/21/2019 15:51	N					0.401005	0.3962957
11/21/2019 15:52	N					0.4012506	0.3966287
11/21/2019 15:53	N					0.3990935	0.3967845
11/21/2019 15:54	N					0.4006392	0.396964
11/21/2019 15:55	N	12.53072	0	7.816498		0.3992763	0.3971781
11/21/2019 15:56	N					0.39827	0.3972763
11/21/2019 15:57	N					0.3980002	0.3973176
11/21/2019 15:58	N					0.3977285	0.3973449
11/21/2019 15:59	N					0.3980243	0.3973944
11/21/2019 16:00	N	12.47821	0	7.634308		0.398609	0.397454
11/21/2019 16:01	N					0.4005483	0.3976165
11/21/2019 16:02	N					0.3990791	0.3977479
11/21/2019 16:03	N					0.3995559	0.3978476
11/21/2019 16:04	N					0.3994161	0.397918
11/21/2019 16:05	N	12.3382	0	8.204865		0.3987502	0.3979698
11/21/2019 16:06	N					0.399127	0.3980346
11/21/2019 16:07	N					0.399017	0.3981028
11/21/2019 16:08	N					0.3999382	0.3981974
11/21/2019 16:09	N					0.4016896	0.3983952
11/21/2019 16:10	N	12.3382	0	8.230621		0.4007832	0.3985604
11/21/2019 16:11	N					0.4009893	0.3986958
11/21/2019 16:12	N					0.4019907	0.398885
11/21/2019 16:13	N					0.4027053	0.3991042
11/21/2019 16:14	N					0.4028166	0.3993392
11/21/2019 16:15	N	12.2857	0	7.790558		0.4048508	0.3996317
11/21/2019 16:16	N					0.4050688	0.3999433
11/21/2019 16:17	N					0.4058166	0.4003034
11/21/2019 16:18	N					0.4060503	0.4006554
11/21/2019 16:19	N					0.4078651	0.40106
11/21/2019 16:20	N	12.3382	0	8.487885		0.4059139	0.401341
11/21/2019 16:22	N					0.406101	0.4060007
11/21/2019 16:23	N					0.4056912	0.4059871
11/21/2019 16:24	N					0.4050407	0.4059463
11/21/2019 16:25	N	12.46071	0	8.769379		0.404388	0.4058578
11/21/2019 16:26	N					0.4047319	0.4057522
11/21/2019 16:27	N					0.4044353	0.4056351
11/21/2019 16:28	N					0.4054636	0.4055939
11/21/2019 16:29	N					0.4060001	0.4056169
11/21/2019 16:30	N	12.32945	0	8.385101		0.4056014	0.4056287
11/21/2019 17:15	N				0		0	
11/21/2019 17:16	N				0	0.3295904	0	0.162718
11/21/2019 17:17	N				0	0.3560208	0	0.174131
11/21/2019 17:18	N				0	0.3560007	0	0.1856882
11/21/2019 17:19	N				0	0.3765523	0	0.1972427
11/21/2019 17:20	N	12.2857	0	15.06003	0	0.3909191	0	0.2087588
11/21/2019 17:21	N				0	0.4018781	0	0.2205332
11/21/2019 17:24	N				0	0.3534452	0	0.3465894
11/21/2019 17:25	N	12.38196	0	15.82553	0	0.3559256	0	0.3471136
11/21/2019 17:26	N				0	0.3621449	0	0.3479245
11/21/2019 17:27	N				0	0.3658412	0	0.3489756
11/21/2019 17:28	N				0	0.3673887	0	0.3500937

11/21/2019 17:29 N				0	0.372344	0	0.3513533
11/21/2019 17:30 N	12.39946	0	14.89688	0	0.3818417	0	0.3530142
11/21/2019 17:31 N				0	0.3828219	0	0.3548095
11/21/2019 17:32 N				0	0.3842447	0	0.3565746
11/21/2019 17:33 N				0	0.3905011	0	0.358813
11/21/2019 17:34 N				0	0.3935373	0	0.3608453
11/21/2019 17:35 N	12.44321	0	13.65103	0	0.3967181	0	0.3628981
11/21/2019 17:36 N				0	0.3949184	0	0.3648753
11/21/2019 17:37 N				0	0.3920196	0	0.3666236
11/21/2019 17:38 N				0	0.3945669	0	0.3682936
11/21/2019 17:39 N				0	0.396364	0	0.3700621
11/21/2019 17:40 N	12.29445	0	12.11972	0	0.3951659	0	0.3716241
11/21/2019 17:41 N				0	0.3970925	0	0.3731986
11/21/2019 17:42 N				0	0.4003464	0	0.3747937
11/21/2019 17:43 N				0	0.4025173	0	0.3764734
11/21/2019 17:44 N				0	0.4096484	0	0.378293
11/21/2019 17:45 N	12.38196	0	10.80112	0	0.4068265	0	0.3800486
11/21/2019 17:46 N				0	0.4048451	0	0.3816814
11/21/2019 17:47 N				0	0.4071717	0	0.3832567
11/21/2019 17:48 N				0	0.4062626	0	0.3847142
11/21/2019 17:49 N				0	0.4103065	0	0.386225
11/21/2019 17:50 N	12.32945	0	10.28098	0	0.4122133	0	0.3878253
11/21/2019 17:51 N				0	0.4120134	0	0.3893927
11/21/2019 17:52 N				0	0.4121799	0	0.3908458
11/21/2019 17:53 N				0	0.41506	0	0.3923004
11/21/2019 17:54 N				0	0.4157445	0	0.3937182
11/21/2019 17:55 N	12.47821	0	9.53006	0	0.4177931	0	0.3951777
11/21/2019 17:56 N				0	0.4198557	0	0.396665
11/21/2019 17:57 N				0	0.4213621	0	0.3981913
11/21/2019 17:58 N				0	0.4218862	0	0.399655
11/21/2019 17:59 N				0	0.4246836	0	0.4011579
11/21/2019 18:00 N	12.22445	0	8.998688	0	0.4285388	0	0.4027744
11/21/2019 18:01 N				0	0.4273155	0	0.4043781
11/21/2019 18:02 N				0	0.4286457	0	0.4058558
11/21/2019 18:03 N				0	0.4317143	0	0.407409
11/21/2019 18:04 N				0	0.4326636	0	0.4089326
11/21/2019 18:05 N	12.3207	0	8.743866	0	0.4357222	0	0.4104931
11/22/2019 7:08 N				0	0.05409586	0	0.0148811
11/22/2019 7:09 N				0	0.08489627	0	0.01865818
11/22/2019 7:10 N	12.61822	0	14.31149	0	0.1106795	0	0.0238945
11/22/2019 7:11 N				0	0.1351544	0	0.03034197
11/22/2019 7:12 N				0	0.158627	0	0.03787539
11/22/2019 7:13 N				0	0.1797903	0	0.04634733
11/22/2019 7:14 N				0	0.1981921	0	0.05543525
11/22/2019 7:15 N	12.64447	0	13.9819	0	0.2146909	0	0.0652092
11/22/2019 7:16 N				0	0.2292414	0	0.0751646
11/22/2019 7:17 N				0	0.2428735	0	0.08535276
11/22/2019 7:18 N				0	0.25296	0	0.09560871
11/22/2019 7:19 N				0	0.2645312	0	0.1059412
11/22/2019 7:20 N	12.49571	0	14.14688	0	0.2735075	0	0.1163826
11/22/2019 7:21 N				0	0.2821019	0	0.1265543
11/22/2019 7:22 N				0	0.2897539	0	0.1365982
11/22/2019 7:23 N				0	0.2975669	0	0.1464738
11/22/2019 7:24 N				0	0.308088	0	0.1562858
11/22/2019 7:25 N	12.60947	0	13.793	0	0.3176787	0	0.1661955
11/22/2019 7:26 N				0	0.3235147	0	0.1761167
11/22/2019 7:27 N				0	0.3257636	0	0.1853839
11/22/2019 7:28 N				0	0.3299659	0	0.1943043
11/22/2019 7:29 N				0	0.3330775	0	0.2028929
11/22/2019 7:30 N	12.53947	0	13.50876	0	0.3368869	0	0.2111825
11/22/2019 7:31 N				0	0.3420825	0	0.2194041
11/22/2019 7:32 N				0	0.3460453	0	0.2272158
11/22/2019 7:33 N				0	0.3498515	0	0.2347864
11/22/2019 7:34 N				0	0.3530734	0	0.2421039
11/22/2019 7:35 N	12.46946	0	13.41379	0	0.3567109	0	0.2491851
11/22/2019 7:36 N				0	0.3590524	0	0.2559979
11/22/2019 7:37 N				0	0.3613603	0	0.2626377
11/22/2019 7:38 N				0	0.3649776	0	0.2689649
11/22/2019 7:39 N				0	0.3715644	0	0.275311
11/22/2019 7:40 N	12.49571	0	13.17581	0	0.374255	0	0.2814495
11/22/2019 7:41 N				0	0.3856054	0	0.2876575
11/22/2019 7:42 N				0	0.3875841	0	0.2938889
11/22/2019 7:43 N				0	0.3820194	0	0.2995349
11/22/2019 7:44 N				0	0.3855158	0	0.3048431
11/22/2019 7:45 N	12.53947	0	12.79355	0	0.3887584	0	0.3100007
11/22/2019 7:46 N				0	0.3857612	0	0.3147434
11/22/2019 7:47 N				0	0.3892229	0	0.3193523
11/22/2019 7:48 N				0	0.3889391	0	0.3237963
11/22/2019 7:49 N				0	0.3901808	0	0.3278777
11/22/2019 7:50 N	12.54822	0	12.60165	0	0.3919288	0	0.3318874
11/22/2019 7:51 N				0	0.3943954	0	0.3357448
11/22/2019 7:52 N				0	0.3968351	0	0.3395025
11/22/2019 7:53 N				0	0.4007757	0	0.3432883
11/22/2019 7:54 N				0	0.4001944	0	0.346854
11/22/2019 7:55 N	12.50446	0	12.60165	0	0.4001636	0	0.3501819
11/22/2019 7:56 N				0	0.4028091	0	0.3534271
11/22/2019 7:57 N				0	0.4050064	0	0.3566166
11/22/2019 7:58 N				0	0.408762	0	0.35978
11/22/2019 7:59 N				0	0.40956	0	0.3629538
11/22/2019 8:00 N	12.48696	0	12.38516	0	0.4124668	0	0.365985
11/22/2019 8:01 N				0	0.4120198	0	0.3688319
11/22/2019 8:02 N				0	0.4136286	0	0.3715804
11/22/2019 8:03 N				0	0.4142764	0	0.3742151
11/22/2019 8:04 N				0	0.4143414	0	0.376767
11/22/2019 8:05 N	12.59197	0	12.28879	0	0.4169359	0	0.3791915
11/22/2019 8:06 N				0	0.4183785	0	0.3816035
11/22/2019 8:07 N				0	0.418464	0	0.3839173
11/22/2019 8:08 N				0	0.4194028	0	0.3860894
11/22/2019 8:09 N				0	0.4222413	0	0.3883821
11/22/2019 8:10 N	12.47821	0	12.11972	0	0.4213983	0	0.3904527
11/22/2019 8:11 N				0	0.4221677	0	0.3923926
11/22/2019 8:12 N				0	0.4243524	0	0.3943319
11/22/2019 8:13 N				0	0.4244404	0	0.3962054
11/22/2019 8:14 N				0	0.4257994	0	0.3979971
11/22/2019 8:15 N	12.50446	0	11.70737	0	0.425993	0	0.399773
11/22/2019 8:16 N				0	0.4259059	0	0.4014046
11/22/2019 8:17 N				0	0.4277266	0	0.4030566
11/22/2019 8:18 N				0	0.4304593	0	0.4046887
11/22/2019 8:19 N				0	0.4313707	0	0.4063147
11/22/2019 8:20 N	12.48696	0	11.9017	0	0.4317511	0	0.4078881
11/22/2019 8:21 N				0	0.4338083	0	0.4095027
11/22/2019 8:22 N				0	0.4348817	0	0.4110613

11/22/2019 8:23	N				0	0.4354291	0	0.4125686
11/22/2019 8:24	N				0	0.4386909	0	0.4140918
11/22/2019 8:25	N	12.35571	0	11.9017	0	0.4392344	0	0.4156329
11/22/2019 8:26	N				0	0.4416239	0	0.4172227
11/22/2019 8:27	N				0	0.4421337	0	0.4187596
11/22/2019 8:28	N				0	0.4445184	0	0.4203091
11/22/2019 8:29	N				0	0.4453598	0	0.421863
11/22/2019 8:30	N	12.46946	0	11.7803	0	0.4440749	0	0.4232405
11/22/2019 8:31	N				0	0.4452934	0	0.4245728
11/22/2019 8:32	N				0	0.4462624	0	0.4259517
11/22/2019 8:33	N				0	0.4470657	0	0.4272573
11/22/2019 8:34	N				0	0.4478495	0	0.4285333
11/22/2019 8:35	N	12.52197	0	11.53683	0	0.4497745	0	0.4298388
11/22/2019 8:36	N				0	0.4506223	0	0.4310891
11/22/2019 8:37	N				0	0.4499957	0	0.4322854
11/22/2019 8:38	N				0	0.4499241	0	0.4333754
11/22/2019 8:39	N				0	0.4506953	0	0.4344549
11/22/2019 8:40	N	12.53072	0	11.31699	0	0.4533117	0	0.4355752
11/22/2019 8:41	N				0	0.4535015	0	0.4366845
11/22/2019 8:42	N				0	0.4532028	0	0.4377168
11/22/2019 8:43	N				0	0.4541858	0	0.4387143
11/22/2019 8:44	N				0	0.4545606	0	0.4396819
11/22/2019 8:45	N	12.50446	0	11.61002	0	0.4546385	0	0.4406152
11/22/2019 8:46	N				0	0.4560479	0	0.4415293
11/22/2019 8:47	N				0	0.4573905	0	0.4424889
11/22/2019 8:48	N				0	0.4583833	0	0.4434999
11/22/2019 8:49	N				0	0.4591872	0	0.4444951
11/22/2019 8:50	N	12.51321	0	11.73172	0	0.4633021	0	0.4455793
11/22/2019 8:51	N				0	0.4641634	0	0.4467378
11/22/2019 8:52	N				0	0.465466	0	0.447898
11/22/2019 8:53	N				0	0.4654365	0	0.448992
11/22/2019 8:54	N				0	0.4659212	0	0.450061
11/22/2019 8:55	N	12.36446	0	11.61002	0	0.4668465	0	0.4510781
11/22/2019 8:56	N				0	0.4674203	0	0.4520803
11/22/2019 8:57	N				0	0.4663633	0	0.4529719
11/22/2019 8:58	N				0	0.4674087	0	0.4538707
11/22/2019 8:59	N				0	0.4674857	0	0.45476
11/22/2019 9:00	N	12.49571	0	11.39041	0	0.4699184	0	0.4556607
11/22/2019 9:01	N				0	0.4722545	0	0.4566365
11/22/2019 9:02	N				0	0.4724493	0	0.4576372
11/22/2019 9:03	N				0	0.4737519	0	0.4586148
11/22/2019 9:04	N				0	0.473722	0	0.4595951
11/22/2019 9:05	N	12.41696	0	11.34146	0	0.4783523	0	0.4606301
11/22/2019 9:06	N				0	0.4763236	0	0.4616464
11/22/2019 9:07	N				0	0.4768329	0	0.4626001
11/22/2019 9:08	N				0	0.4764788	0	0.4634768
11/22/2019 9:09	N				0	0.4777957	0	0.4643209
11/22/2019 9:10	N	12.42571	0	11.07187	0	0.4793809	0	0.4652066
11/22/2019 9:11	N				0	0.4797573	0	0.4661283
11/22/2019 9:12	N				0	0.4811613	0	0.4670386
11/22/2019 9:13	N				0	0.4796852	0	0.4678493
11/22/2019 9:14	N				0	0.4808339	0	0.4686391
11/22/2019 9:15	N	12.36446	0	11.63437	0	0.4808812	0	0.4693946
11/22/2019 9:16	N				0	0.4816876	0	0.4701483
11/22/2019 9:17	N				0	0.4826444	0	0.4709123
11/22/2019 9:18	N				0	0.4861956	0	0.471811
11/22/2019 9:19	N				0	0.4902096	0	0.4729878
11/22/2019 9:20	N	12.44321	0	11.31699	0	0.4881335	0	0.473922
11/22/2019 9:21	N				0	0.4871837	0	0.4748106
11/22/2019 9:22	N				0	0.486589	0	0.4755667
11/22/2019 9:23	N				0	0.4855172	0	0.4761809
11/22/2019 9:24	N				0	0.4874008	0	0.4768301
11/22/2019 9:25	N	12.47821	0	11.5856	0	0.4879427	0	0.4775232
11/22/2019 9:26	N				0	0.4884353	0	0.4781775
11/22/2019 9:27	N				0	0.4889303	0	0.4788496
11/22/2019 9:28	N				0	0.4897481	0	0.4795176
11/22/2019 9:29	N				0	0.49075	0	0.480165
11/22/2019 9:30	N	12.34696	0	11.29257	0	0.4919831	0	0.4808833
11/22/2019 9:31	N				0	0.4929311	0	0.4816083
11/22/2019 9:32	N				0	0.4936512	0	0.4823555
11/22/2019 9:33	N				0	0.4924358	0	0.4829882
11/22/2019 9:34	N				0	0.4918966	0	0.483575
11/22/2019 9:35	N	12.36446	0	11.63437	0	0.4914877	0	0.4840691
11/22/2019 9:36	N				0	0.4928475	0	0.4845679
11/22/2019 9:37	N				0	0.4926875	0	0.485077
11/22/2019 9:38	N				0	0.493613	0	0.4856054
11/22/2019 9:39	N				0	0.4928012	0	0.4860377
11/22/2019 9:40	N	12.36446	0	11.17001	0	0.4938865	0	0.4865158
11/22/2019 9:41	N				0	0.4948111	0	0.4869978
11/22/2019 9:42	N				0	0.49594	0	0.4875261
11/22/2019 9:43	N				0	0.4958611	0	0.4880647
11/22/2019 9:44	N				0	0.496829	0	0.4885763
11/22/2019 9:45	N	12.31195	0	11.39041	0	0.4968921	0	0.4890884
11/22/2019 9:46	N				0	0.4976986	0	0.4895725
11/22/2019 9:47	N				0	0.498019	0	0.4900627
11/22/2019 9:48	N				0	0.4979536	0	0.490562
11/22/2019 9:49	N				0	0.4981217	0	0.491011
11/22/2019 9:50	N	12.29445	0	11.12094	0	0.4999689	0	0.4915145
11/22/2019 9:51	N				0	0.5010477	0	0.4920789
11/22/2019 9:52	N				0	0.5026989	0	0.4927112
11/22/2019 9:53	N				0	0.5046139	0	0.4933926
11/22/2019 9:54	N				0	0.5046885	0	0.4940947
11/22/2019 9:55	N	12.35571	0	11.21902	0	0.5038302	0	0.4947311
11/22/2019 9:56	N				0	0.5046035	0	0.4953382
11/22/2019 9:57	N				0	0.5065705	0	0.4959971
11/22/2019 9:58	N				0	0.5081438	0	0.4966778
11/22/2019 9:59	N				0	0.5108511	0	0.4975007
11/22/2019 10:00	N	12.27695	0	11.14548	0	0.5099686	0	0.4982992
11/22/2019 10:01	N				0	0.5102102	0	0.499043
11/22/2019 10:02	N				0	0.5103681	0	0.4997501
11/22/2019 10:03	N				0	0.5111775	0	0.5004163
11/22/2019 10:04	N				0	0.5139656	0	0.5011541
11/22/2019 10:05	N	12.32945	0	11.04727	0	0.5150096	0	0.5020266
11/22/2019 10:06	N				0	0.5150259	0	0.5028132
11/22/2019 10:07	N				0	0.5162396	0	0.5036147
11/22/2019 10:08	N				0	0.5175549	0	0.5044796
11/22/2019 10:09	N				0	0.5157114	0	0.5052452
11/22/2019 10:10	N	12.37321	0	11.02274	0	0.5175259	0	0.5059468
11/22/2019 10:11	N				0	0.5197673	0	0.5067879
11/22/2019 10:12	N				0	0.5197316	0	0.5075985
11/22/2019 10:13	N				0	0.5232513	0	0.5084864
11/22/2019 10:14	N				0	0.5260172	0	0.5094904

11/22/2019 10:15 N	12.3032	0	10.97354	0	0.5287673	0	0.5106837
11/22/2019 10:16 N				0	0.525065	0	0.5116135
11/22/2019 10:17 N				0	0.5229731	0	0.5123484
11/22/2019 10:18 N				0	0.5217603	0	0.512946
11/22/2019 10:19 N				0	0.5238276	0	0.5135671
11/22/2019 10:20 N	12.29445	0	11.07187	0	0.5268404	0	0.5142983
11/22/2019 10:21 N				0	0.5300292	0	0.5151761
11/22/2019 10:22 N				0	0.5326719	0	0.5162463
11/22/2019 10:23 N				0	0.5349198	0	0.5173575
11/22/2019 10:24 N				0	0.5346045	0	0.5184755
11/22/2019 10:25 N	12.37321	0	11.04727	0	0.5352339	0	0.5195093
11/22/2019 10:26 N				0	0.535458	0	0.5205059
11/22/2019 10:27 N				0	0.5351761	0	0.521502
11/22/2019 10:28 N				0	0.5392039	0	0.5224716
11/22/2019 10:29 N				0	0.5443906	0	0.5237296
11/22/2019 10:30 N	12.2682	0	10.72702	0	0.549602	0	0.5252793
11/22/2019 10:31 N				0	0.5533763	0	0.5269778
11/22/2019 10:32 N				0	0.5594712	0	0.5288998
11/22/2019 10:33 N				0	0.5640503	0	0.5311007
11/22/2019 10:34 N				0	0.5746955	0	0.5335562
11/22/2019 10:35 N	12.39071	0	10.6282	0	0.5799195	0	0.5363752
11/22/2019 10:36 N				0	0.5929284	0	0.539572
11/22/2019 10:37 N				0	0.6046716	0	0.543414
11/22/2019 10:38 N				0	0.6140502	0	0.5476896
11/22/2019 10:39 N				0	0.6201388	0	0.5521221
11/22/2019 10:40 N	12.18945	0	11.17001	0	0.6162063	0	0.5562294
11/22/2019 10:41 N				0	0.6052357	0	0.5596235
11/22/2019 10:42 N				0	0.5888877	0	0.5618407
11/22/2019 10:43 N				0	0.5817831	0	0.563105
11/22/2019 10:44 N				0	0.5749552	0	0.5640395
11/22/2019 10:45 N	12.40821	0	11.53683	0	0.5748663	0	0.5646392
11/22/2019 10:46 N				0	0.5780416	0	0.5654399
11/22/2019 10:47 N				0	0.5832813	0	0.5664665
11/22/2019 10:48 N				0	0.5784159	0	0.5673156
11/22/2019 10:49 N				0	0.575633	0	0.5677929
11/22/2019 10:50 N	12.2507	0	11.5856	0	0.5781758	0	0.5683382
11/22/2019 10:51 N				0	0.5719001	0	0.5686992
11/22/2019 10:52 N				0	0.5686653	0	0.5687883
11/22/2019 10:53 N				0	0.5676389	0	0.5687245
11/22/2019 10:54 N				0	0.5595407	0	0.5682285
11/22/2019 10:55 N	12.20695	0	11.63437	0	0.557619	0	0.5675118
11/22/2019 10:56 N				0	0.5462982	0	0.5663671
11/22/2019 10:57 N				0	0.5453605	0	0.5651093
11/22/2019 10:58 N				0	0.5451399	0	0.5638524
11/22/2019 10:59 N				0	0.5462434	0	0.562669
11/22/2019 11:00 N	12.39946	0	11.73172	0	0.5484018	0	0.5617495
11/22/2019 11:01 N				0	0.5436983	0	0.56075
11/22/2019 11:02 N				0	0.5759642	0	0.5612287
11/22/2019 11:03 N				0	0.5828566	0	0.5624765
11/22/2019 11:04 N				0	0.5760675	0	0.5634435
11/22/2019 11:05 N	12.39071	0	11.87747	0	0.5738754	0	0.564101
11/22/2019 11:06 N				0	0.5712099	0	0.564571
11/22/2019 11:07 N				0	0.5627806	0	0.5645679
11/22/2019 11:08 N				0	0.5679067	0	0.5646353
11/22/2019 11:09 N				0	0.5678226	0	0.5647998
11/22/2019 11:10 N	12.38196	0	12.16806	0	0.5667467	0	0.5650272
11/22/2019 11:11 N				0	0.5641601	0	0.5649883
11/22/2019 11:12 N				0	0.5597991	0	0.5647868
11/22/2019 11:13 N				0	0.5626252	0	0.5645854
11/22/2019 11:14 N				0	0.5639527	0	0.5644945
11/22/2019 11:15 N	12.25945	0	12.02292	0	0.5618644	0	0.5644256
11/22/2019 11:16 N				0	0.5571461	0	0.5640453
11/22/2019 11:17 N				0	0.5592729	0	0.5637348
11/22/2019 11:18 N				0	0.562021	0	0.5635245
11/22/2019 11:19 N				0	0.5586555	0	0.5632655
11/22/2019 11:20 N	12.34696	0	12.24051	0	0.5577698	0	0.5629296
11/22/2019 11:21 N				0	0.559058	0	0.5627108
11/22/2019 11:22 N				0	0.5555582	0	0.5622435
11/22/2019 11:23 N				0	0.5532893	0	0.5617585
11/22/2019 11:24 N				0	0.5537351	0	0.5612563
11/22/2019 11:25 N	12.31195	0	11.9017	0	0.5535026	0	0.5607395
11/22/2019 11:26 N				0	0.5522204	0	0.5602697
11/22/2019 11:27 N				0	0.5528437	0	0.5597447
11/22/2019 11:28 N				0	0.5497581	0	0.5591506
11/22/2019 11:29 N				0	0.552335	0	0.5586131
11/22/2019 11:30 N	12.2507	0	11.8046	0	0.5478017	0	0.5580797
11/22/2019 11:31 N				0	0.5499913	0	0.5575703
11/22/2019 11:32 N				0	0.5463156	0	0.5569347
11/22/2019 11:33 N				0	0.5448053	0	0.5561718
11/22/2019 11:34 N				0	0.5435984	0	0.5554331
11/22/2019 11:35 N	12.3382	0	12.11972	0	0.5421255	0	0.5546486
11/22/2019 11:36 N				0	0.5415592	0	0.5537962
11/22/2019 11:37 N				0	0.5423418	0	0.553028
11/22/2019 11:38 N				0	0.5082357	0	0.5506366
11/22/2019 11:39 N				0	0.507372	0	0.5478695
11/22/2019 11:40 N	12.25945	0	12.07132	0	0.5056942	0	0.5452509
11/22/2019 11:41 N				0	0.5065624	0	0.5428248
11/22/2019 11:42 N				0	0.502863	0	0.5404949
11/22/2019 11:43 N				0	0.5019069	0	0.5381014
11/22/2019 11:44 N				0	0.5009872	0	0.535794
11/22/2019 11:45 N	12.29445	0	11.70737	0	0.5010061	0	0.5336017
11/22/2019 11:46 N				0	0.4986531	0	0.5314445
11/22/2019 11:47 N				0	0.5003365	0	0.5294858
11/22/2019 11:48 N				0	0.4980245	0	0.527583
11/22/2019 11:49 N				0	0.4989202	0	0.5258217
11/22/2019 11:50 N	12.27695	0	12.09549	0	0.4998367	0	0.52414
11/22/2019 11:51 N				0	0.4979185	0	0.5225292
11/22/2019 11:52 N				0	0.4977928	0	0.5210212
11/22/2019 11:53 N				0	0.4947264	0	0.5194147
11/22/2019 11:54 N				0	0.4938614	0	0.5178401
11/22/2019 11:55 N	12.27695	0	12.04709	0	0.4937503	0	0.5163336
11/22/2019 11:56 N				0	0.4916866	0	0.5147632
11/22/2019 11:57 N				0	0.4912362	0	0.5133039
11/22/2019 11:58 N				0	0.490781	0	0.5118859
11/22/2019 11:59 N				0	0.490966	0	0.5105966
11/22/2019 12:00 N	12.27695	0	11.85318	0	0.4924796	0	0.509424
11/22/2019 12:01 N				0	0.4884486	0	0.5081013
11/22/2019 12:02 N				0	0.4900619	0	0.5069412
11/22/2019 12:03 N				0	0.4872291	0	0.5057764
11/22/2019 12:04 N				0	0.4852818	0	0.5045183
11/22/2019 12:05 N	12.3382	0	12.04709	0	0.4850997	0	0.5033282
11/22/2019 12:06 N				0	0.4849057	0	0.5021096

11/22/2019 12:07 N				0	0.4827628	0	0.5009717
11/22/2019 12:08 N				0	0.4831011	0	0.499858
11/22/2019 12:09 N				0	0.4828445	0	0.4987894
11/22/2019 12:10 N	12.39071	0	11.95023	0	0.4819254	0	0.4977192
11/22/2019 12:11 N				0	0.4805683	0	0.4966775
11/22/2019 12:12 N				0	0.4802812	0	0.4956401
11/22/2019 12:13 N				0	0.4795191	0	0.4946805
11/22/2019 12:14 N				0	0.4782033	0	0.4936878
11/22/2019 12:15 N	12.38196	0	11.63437	0	0.4777801	0	0.4926779
11/22/2019 12:16 N				0	0.4789659	0	0.4917646
11/22/2019 12:17 N				0	0.4769793	0	0.4909186
11/22/2019 12:18 N				0	0.478533	0	0.4901285
11/22/2019 12:19 N				0	0.4769686	0	0.4893723
11/22/2019 12:20 N	12.25945	0	11.85318	0	0.4759319	0	0.4885524
11/22/2019 12:21 N				0	0.4765693	0	0.4877662
11/22/2019 12:22 N				0	0.475549	0	0.4870356
11/22/2019 12:23 N				0	0.475913	0	0.4863104
11/22/2019 12:24 N				0	0.4818645	0	0.4860435
11/22/2019 12:25 N	12.31195	0	11.85318	0	0.4751931	0	0.4853719
11/22/2019 12:26 N				0	0.4742512	0	0.4846889
11/22/2019 12:27 N				0	0.4739099	0	0.4840252
11/22/2019 12:28 N				0	0.4735202	0	0.4833812
11/22/2019 12:29 N				0	0.4733808	0	0.482782
11/22/2019 12:30 N	12.29445	0	11.82889	0	0.4732465	0	0.4821716
11/22/2019 12:31 N				0	0.4740086	0	0.4816655
11/22/2019 12:32 N				0	0.4724421	0	0.4811387
11/22/2019 12:33 N				0	0.4755176	0	0.4807804
11/22/2019 12:34 N				0	0.4736004	0	0.4803819
11/22/2019 12:35 N	12.1982	0	11.82889	0	0.4717847	0	0.4798554
11/22/2019 12:36 N				0	0.471769	0	0.4793213
11/22/2019 12:37 N				0	0.4717317	0	0.4788355
11/22/2019 12:38 N				0	0.4719079	0	0.4784164
11/22/2019 12:39 N				0	0.4715599	0	0.477979
11/22/2019 12:40 N	12.32945	0	11.9017	0	0.4713756	0	0.477601
11/22/2019 12:41 N				0	0.4722373	0	0.4772571
11/22/2019 12:42 N				0	0.4711895	0	0.4769005
11/22/2019 12:43 N				0	0.4701824	0	0.4765133
11/22/2019 12:44 N				0	0.4704686	0	0.4761396
11/22/2019 12:45 N	12.3032	0	11.87747	0	0.4709457	0	0.4758196
11/22/2019 12:46 N				0	0.4697517	0	0.4754426
11/22/2019 12:47 N				0	0.4718131	0	0.4751579
11/22/2019 12:48 N				0	0.4692469	0	0.4748511
11/22/2019 12:49 N				0	0.4700499	0	0.4745249
11/22/2019 12:50 N	12.18945	0	11.9017	0	0.4702868	0	0.4741805
11/22/2019 12:51 N				0	0.4696766	0	0.4738884
11/22/2019 12:52 N				0	0.4695768	0	0.4735612
11/22/2019 12:53 N				0	0.4701066	0	0.4732779
11/22/2019 12:54 N				0	0.4689333	0	0.4730654
11/22/2019 12:55 N	12.14569	0	11.61002	0	0.4680333	0	0.4727791
11/22/2019 12:56 N				0	0.4668204	0	0.4724441
11/22/2019 12:57 N				0	0.4670641	0	0.4720891
11/22/2019 12:58 N				0	0.4670598	0	0.4717787
11/22/2019 12:59 N				0	0.4666867	0	0.4714715
11/22/2019 13:00 N	12.3032	0	11.8046	0	0.4675667	0	0.4712422
11/22/2019 13:01 N				0	0.4680014	0	0.4709796
11/22/2019 13:02 N				0	0.4678478	0	0.4707552
11/22/2019 13:03 N				0	0.468133	0	0.4705665
11/22/2019 13:04 N				0	0.4658086	0	0.47031
11/22/2019 13:05 N	12.3032	0	12.11972	0	0.4672772	0	0.4700572
11/22/2019 13:06 N				0	0.4656056	0	0.4698064
11/22/2019 13:07 N				0	0.4667047	0	0.4695591
11/22/2019 13:08 N				0	0.4649877	0	0.4692689
11/22/2019 13:09 N				0	0.4641461	0	0.4690011
11/22/2019 13:10 N	12.3207	0	11.97446	0	0.4629405	0	0.4686356
11/22/2019 13:11 N				0	0.4637101	0	0.4683218
11/22/2019 13:12 N				0	0.4648492	0	0.4681485
11/22/2019 13:13 N				0	0.465523	0	0.4679176
11/22/2019 13:14 N				0	0.4649127	0	0.4677191
11/22/2019 13:15 N	12.24195	0	12.04709	0	0.4634657	0	0.4674615
11/22/2019 13:16 N				0	0.4631932	0	0.4671795
11/22/2019 13:17 N				0	0.4625651	0	0.4669045
11/22/2019 13:18 N				0	0.4622626	0	0.4666035
11/22/2019 13:19 N				0	0.4629549	0	0.4663497
11/22/2019 13:20 N	12.1807	0	12.04709	0	0.4623138	0	0.4660756
11/22/2019 13:21 N				0	0.4603396	0	0.4657435
11/22/2019 13:22 N				0	0.4601499	0	0.4653994
11/22/2019 13:23 N				0	0.4579685	0	0.464989
11/22/2019 13:24 N				0	0.4592726	0	0.4645832
11/22/2019 13:25 N	12.1807	0	11.9017	0	0.4589016	0	0.4642429
11/22/2019 13:26 N				0	0.4584156	0	0.4638671
11/22/2019 13:27 N				0	0.4597123	0	0.4635847
11/22/2019 13:28 N				0	0.4587564	0	0.4633024
11/22/2019 13:29 N				0	0.4569265	0	0.4629269
11/22/2019 13:30 N	12.15444	0	12.19217	0	0.4568511	0	0.4625764
11/22/2019 13:31 N				0	0.456833	0	0.4622322
11/22/2019 13:32 N				0	0.4559457	0	0.4618548
11/22/2019 13:33 N				0	0.4560814	0	0.4614845
11/22/2019 13:34 N				0	0.4564022	0	0.4611601
11/22/2019 13:35 N	12.16319	0	11.7803	0	0.455863	0	0.4608171
11/22/2019 13:36 N				0	0.4553649	0	0.4604812
11/22/2019 13:37 N				0	0.4544847	0	0.4601078
11/22/2019 13:38 N				0	0.4542127	0	0.4597555
11/22/2019 13:39 N				0	0.4536311	0	0.4594179
11/22/2019 13:40 N	12.15444	0	11.99869	0	0.4533374	0	0.4590094
11/22/2019 13:41 N				0	0.4527954	0	0.4586618
11/22/2019 13:42 N				0	0.4533417	0	0.4582933
11/22/2019 13:43 N				0	0.4538193	0	0.4580007
11/22/2019 13:44 N				0	0.4522348	0	0.4576688
11/22/2019 13:45 N	12.09319	0	12.43332	0	0.4522786	0	0.457366
11/22/2019 13:46 N				0	0.4516691	0	0.4570127
11/22/2019 13:47 N				0	0.450344	0	0.4566122
11/22/2019 13:48 N				0	0.4494889	0	0.4561574
11/22/2019 13:49 N				0	0.4488745	0	0.4556889
11/22/2019 13:50 N	12.22445	0	11.9017	0	0.448625	0	0.4552454
11/22/2019 13:51 N				0	0.4475851	0	0.4547891
11/22/2019 13:52 N				0	0.4485574	0	0.4543663
11/22/2019 13:53 N				0	0.4478205	0	0.4539754
11/22/2019 13:54 N				0	0.4467936	0	0.4535677
11/22/2019 13:55 N	12.15444	0	12.21634	0	0.4476166	0	0.4531949
11/22/2019 13:56 N				0	0.4480489	0	0.4528484
11/22/2019 13:57 N				0	0.4468133	0	0.4524816
11/22/2019 13:58 N				0	0.4459063	0	0.4520983

11/22/2019 13:59 N				0	0.4463422	0	0.4517361
11/22/2019 14:00 N	12.12819	0	12.28879	0	0.4458531	0	0.4513919
11/22/2019 14:01 N				0	0.4472182	0	0.4510874
11/22/2019 14:02 N				0	0.4473064	0	0.4508597
11/22/2019 14:03 N				0	0.447265	0	0.4506263
11/22/2019 14:04 N				0	0.4475302	0	0.4504567
11/22/2019 14:05 N	12.22445	0	12.33701	0	0.44788	0	0.450265
11/22/2019 14:06 N				0	0.4475843	0	0.4500984
11/22/2019 14:07 N				0	0.4470677	0	0.4499056
11/22/2019 14:08 N				0	0.4464924	0	0.4497216
11/22/2019 14:09 N				0	0.4472925	0	0.4495684
11/22/2019 14:10 N	12.09319	0	12.76962	0	0.4469469	0	0.4493784
11/22/2019 14:11 N				0	0.4464867	0	0.449223
11/22/2019 14:12 N				0	0.4455402	0	0.4490612
11/22/2019 14:13 N				0	0.4451815	0	0.448845
11/22/2019 14:14 N				0	0.4463179	0	0.4486688
11/22/2019 14:15 N	12.1807	0	12.69766	0	0.4448378	0	0.448453
11/22/2019 14:16 N				0	0.4445443	0	0.4482175
11/22/2019 14:17 N				0	0.4450859	0	0.4480292
11/22/2019 14:18 N				0	0.4439598	0	0.4477853
11/22/2019 14:19 N				0	0.4441303	0	0.4475645
11/22/2019 14:20 N	12.20695	0	12.72165	0	0.4430271	0	0.4473022
11/22/2019 14:21 N				0	0.4434584	0	0.4470598
11/22/2019 14:22 N				0	0.4441029	0	0.4468336
11/22/2019 14:23 N				0	0.4431074	0	0.4466079
11/22/2019 14:24 N				0	0.4434043	0	0.4463905
11/22/2019 14:25 N	12.12819	0	12.60165	0	0.4438758	0	0.4462451
11/22/2019 14:26 N				0	0.4445392	0	0.4461025
11/22/2019 14:27 N				0	0.4444299	0	0.4459934
11/22/2019 14:28 N				0	0.4431093	0	0.4458067
11/22/2019 14:29 N				0	0.4429243	0	0.4456385
11/22/2019 14:30 N	12.11944	0	12.96103	0	0.4418173	0	0.445437
11/22/2019 14:31 N				0	0.4426432	0	0.4452455
11/22/2019 14:32 N				0	0.4431127	0	0.4451332
11/22/2019 14:33 N				0	0.4429867	0	0.4450173
11/22/2019 14:34 N				0	0.4427103	0	0.4448799
11/22/2019 14:35 N	12.16319	0	12.98489	0	0.4423123	0	0.4447433
11/22/2019 14:36 N				0	0.4427384	0	0.4446146
11/22/2019 14:37 N				0	0.4424963	0	0.4444801
11/22/2019 14:38 N				0	0.4421043	0	0.4443267
11/22/2019 14:39 N				0	0.4406235	0	0.4441357
11/22/2019 14:40 N	12.07569	0	12.69766	0	0.4415405	0	0.4439595
11/22/2019 14:41 N				0	0.4403873	0	0.4437463
11/22/2019 14:42 N				0	0.4411913	0	0.4435741
11/22/2019 14:43 N				0	0.4405463	0	0.4434127
11/22/2019 14:44 N				0	0.4413323	0	0.4432428
11/22/2019 14:45 N	12.17194	0	12.38516	0	0.4411001	0	0.4430951
11/22/2019 14:46 N				0	0.4405184	0	0.4429311
11/22/2019 14:47 N				0	0.4408059	0	0.4427666
11/22/2019 14:48 N				0	0.4403393	0	0.4426492
11/22/2019 14:49 N				0	0.440011	0	0.4424774
11/22/2019 14:50 N	12.1982	0	12.6257	0	0.4412246	0	0.4423584
11/22/2019 14:51 N				0	0.4404619	0	0.4422594
11/22/2019 14:52 N				0	0.439651	0	0.4420956
11/22/2019 14:53 N				0	0.4397395	0	0.4419293
11/22/2019 14:54 N				0	0.439423	0	0.4418152
11/22/2019 14:55 N	12.2507	0	12.57761	0	0.4377701	0	0.4416225
11/22/2019 14:56 N				0	0.4371759	0	0.4413653
11/22/2019 14:57 N				0	0.4379343	0	0.4411036
11/22/2019 14:58 N				0	0.4372668	0	0.4408708
11/22/2019 14:59 N				0	0.43747	0	0.4406422
11/22/2019 15:00 N	12.08444	0	12.36105	0	0.4367943	0	0.4404112
11/22/2019 15:01 N				0	0.4369243	0	0.4401756
11/22/2019 15:02 N				0	0.4371942	0	0.4399667
11/22/2019 15:03 N				0	0.4366877	0	0.4397765
11/22/2019 15:04 N				0	0.4373036	0	0.4396097
11/22/2019 15:05 N	12.2157	0	12.45743	0	0.436254	0	0.4394215
11/22/2019 15:06 N				0	0.4361352	0	0.4392385
11/22/2019 15:07 N				0	0.4377141	0	0.4391211
11/22/2019 15:08 N				0	0.4366557	0	0.4389646
11/22/2019 15:09 N				0	0.4364739	0	0.4387907
11/22/2019 15:10 N	12.18945	0	12.33701	0	0.4361198	0	0.43863
11/22/2019 15:11 N				0	0.4364391	0	0.4384844
11/22/2019 15:12 N				0	0.4373056	0	0.4383974
11/22/2019 15:13 N				0	0.4361877	0	0.4382819
11/22/2019 15:14 N				0	0.4378429	0	0.4381849
11/22/2019 15:15 N	12.1982	0	12.40927	0	0.4354915	0	0.4380661
11/22/2019 15:16 N				0	0.4366044	0	0.4379714
11/22/2019 15:17 N				0	0.4342929	0	0.4377834
11/22/2019 15:18 N				0	0.4351746	0	0.437587
11/22/2019 15:19 N				0	0.4347045	0	0.437404
11/22/2019 15:20 N	12.17194	0	12.33701	0	0.4345115	0	0.4372351
11/22/2019 15:21 N				0	0.4341694	0	0.4370568
11/22/2019 15:22 N				0	0.4340827	0	0.436859
11/22/2019 15:23 N				0	0.4337727	0	0.4366571
11/22/2019 15:24 N				0	0.4322701	0	0.4364076
11/22/2019 15:25 N	12.10194	0	12.48148	0	0.4319379	0	0.4361621
11/22/2019 15:26 N				0	0.4328429	0	0.4359466
11/22/2019 15:27 N				0	0.4335702	0	0.4357855
11/22/2019 15:28 N				0	0.4317901	0	0.4355605
11/22/2019 15:29 N				0	0.4312245	0	0.4352868
11/22/2019 15:30 N	12.17194	0	12.43332	0	0.4316943	0	0.4350587
11/22/2019 15:31 N				0	0.4319045	0	0.4348761
11/22/2019 15:32 N				0	0.4320316	0	0.4346713
11/22/2019 15:33 N				0	0.4320698	0	0.4345323
11/22/2019 15:34 N				0	0.4323202	0	0.4343755
11/22/2019 15:35 N	12.17194	0	12.28879	0	0.4313182	0	0.4342036
11/22/2019 15:36 N				0	0.4317918	0	0.4340361
11/22/2019 15:37 N				0	0.4310299	0	0.4338749
11/22/2019 15:38 N				0	0.4317833	0	0.4337095
11/22/2019 15:39 N				0	0.4316902	0	0.4335678
11/22/2019 15:40 N	12.09319	0	12.3129	0	0.4316161	0	0.4334579
11/22/2019 15:41 N				0	0.430635	0	0.4332955
11/22/2019 15:42 N				0	0.43185	0	0.4331437
11/22/2019 15:43 N				0	0.4303295	0	0.4330034
11/22/2019 15:44 N				0	0.4292891	0	0.4327989
11/22/2019 15:45 N	12.01444	0	12.11972	0	0.4297213	0	0.4326267
11/22/2019 15:46 N				0	0.4296466	0	0.4324639
11/22/2019 15:47 N				0	0.4283118	0	0.4322359
11/22/2019 15:48 N				0	0.4284487	0	0.4320514
11/22/2019 15:49 N				0	0.4274962	0	0.4317519
11/22/2019 15:50 N	12.16319	0	12.11972	0	0.4278677	0	0.4315227

11/22/2019 15:51	N				0	0.4276702	0	0.4312865
11/22/2019 15:52	N				0	0.4279661	0	0.4310735
11/22/2019 15:53	N				0	0.4271433	0	0.4308357
11/22/2019 15:54	N				0	0.4268953	0	0.4306212
11/22/2019 15:55	N	12.16319	0	11.87747	0	0.4268976	0	0.4303755
11/22/2019 15:56	N				0	0.426868	0	0.4301591
11/22/2019 15:57	N				0	0.4268084	0	0.4299367
11/22/2019 15:58	N				0	0.4270107	0	0.4297361
11/22/2019 15:59	N				0	0.4268627	0	0.4295372
11/22/2019 16:00	N	12.16319	0	12.02292	0	0.4269893	0	0.4293881
11/22/2019 16:01	N				0	0.4262308	0	0.4292098
11/22/2019 16:02	N				0	0.4259632	0	0.4290109
11/22/2019 16:03	N				0	0.4250566	0	0.4287645
11/22/2019 16:04	N				0	0.4252995	0	0.4285525
11/22/2019 16:05	N	12.16319	0	11.9017	0	0.4263552	0	0.4283979
11/22/2019 16:06	N				0	0.4269192	0	0.428347
11/22/2019 16:07	N				0	0.4269617	0	0.4282759
11/22/2019 16:08	N				0	0.4264668	0	0.4281566
11/22/2019 16:09	N				0	0.4266181	0	0.428048
11/22/2019 16:10	N	12.14569	0	11.73172	0	0.4265916	0	0.4279852
11/22/2019 16:11	N				0	0.4272411	0	0.4279277
11/22/2019 16:12	N				0	0.4265001	0	0.4278669
11/22/2019 16:13	N				0	0.4274318	0	0.427824
11/22/2019 16:14	N				0	0.4274249	0	0.4277413
11/22/2019 16:15	N	12.13694	0	11.5856	0	0.4265629	0	0.427686
11/22/2019 16:16	N				0	0.4276347	0	0.4276401
11/22/2019 16:17	N				0	0.4273884	0	0.4276328
11/22/2019 16:18	N				0	0.4268494	0	0.4275962
11/22/2019 16:19	N				0	0.4270372	0	0.4275609
11/22/2019 16:20	N	12.17194	0	11.36594	0	0.4273098	0	0.4275538
11/22/2019 16:21	N				0	0.4272297	0	0.4275519
11/22/2019 16:22	N				0	0.4271297	0	0.4275325
11/22/2019 16:23	N				0	0.4280159	0	0.4275511
11/22/2019 16:24	N				0	0.4267829	0	0.4275251
11/22/2019 16:25	N	12.08444	0	11.46365	0	0.4279809	0	0.4275036
11/22/2019 16:26	N				0	0.427467	0	0.4275051
11/22/2019 16:27	N				0	0.4274911	0	0.427508
11/22/2019 16:28	N				0	0.4276148	0	0.4275008
11/22/2019 16:29	N				0	0.4278278	0	0.4274961
11/22/2019 16:30	N	12.04944	0	11.26804	0	0.4267533	0	0.4274603
11/22/2019 16:31	N				0	0.4274994	0	0.4274271
11/22/2019 16:32	N				0	0.4266763	0	0.4273938
11/22/2019 16:33	N				0	0.428097	0	0.42738
11/22/2019 16:34	N				0	0.4272743	0	0.4273795
11/22/2019 16:35	N	12.04944	0	11.41483	0	0.4270197	0	0.4273421
11/22/2019 16:36	N				0	0.4273469	0	0.427351
11/22/2019 16:37	N				0	0.4267091	0	0.427326
11/22/2019 16:38	N				0	0.4269886	0	0.4272945
11/22/2019 16:39	N				0	0.4272916	0	0.4272776
11/22/2019 16:40	N	12.05819	0	11.24356	0	0.4272341	0	0.4272698
11/22/2019 16:41	N				0	0.4271175	0	0.4273089
11/22/2019 16:42	N				0	0.4271317	0	0.4273112
11/22/2019 16:43	N				0	0.4283229	0	0.4273483
11/22/2019 16:44	N				0	0.4293594	0	0.4274155
11/22/2019 16:45	N	12.14569	0	11.17001	0	0.4293669	0	0.4275171
11/22/2019 16:46	N				0	0.428061	0	0.4275944
11/22/2019 16:47	N				0	0.4287929	0	0.4276592
11/22/2019 16:48	N				0	0.4288963	0	0.4277353
11/22/2019 16:49	N				0	0.4300249	0	0.4278614
11/22/2019 16:50	N	12.14569	0	11.07187	0	0.4305132	0	0.42801
11/22/2019 16:51	N				0	0.4309264	0	0.4281797
11/22/2019 16:52	N				0	0.4308386	0	0.4283679
11/22/2019 16:53	N				0	0.431007	0	0.4285374
11/22/2019 16:54	N				0	0.4314553	0	0.4286919
11/22/2019 16:55	N	12.12819	0	10.92429	0	0.4307887	0	0.4288152

Test 006

ERROR: MAX PM1,

Instrument		Data Properties	
Model	DustTrak II	Start Date	11/21/2019
Instrument S/N	8530122705	Start Time	8:28:32
		Stop Date	11/21/2019
		Stop Time	17:28:32
		Total Time	0:09:00:00
		Logging Interval	30 seconds

Test Data

Data Point	Date	Time	AEROSOL mg/m^3
1	11/21/2019	8:29:02	0.036
2	11/21/2019	8:29:32	0.037
3	11/21/2019	8:30:02	0.037
4	11/21/2019	8:30:32	0.037
5	11/21/2019	8:31:02	0.037
6	11/21/2019	8:31:32	0.036
7	11/21/2019	8:32:02	0.036
8	11/21/2019	8:32:32	0.036
9	11/21/2019	8:33:02	0.036
10	11/21/2019	8:33:32	0.035
11	11/21/2019	8:34:02	0.037
12	11/21/2019	8:34:32	0.037
13	11/21/2019	8:35:02	0.036
14	11/21/2019	8:35:32	0.035
15	11/21/2019	8:36:02	0.064
16	11/21/2019	8:36:32	0.133
17	11/21/2019	8:37:02	0.074
18	11/21/2019	8:37:32	0.119
19	11/21/2019	8:38:02	0.128
20	11/21/2019	8:38:32	0.045
21	11/21/2019	8:39:02	0.034
22	11/21/2019	8:39:32	0.033
23	11/21/2019	8:40:02	0.05
24	11/21/2019	8:40:32	0.053
25	11/21/2019	8:41:02	0.041
26	11/21/2019	8:41:32	0.03
27	11/21/2019	8:42:02	0.029
28	11/21/2019	8:42:32	0.027
29	11/21/2019	8:43:02	0.031
30	11/21/2019	8:43:32	0.031

31	11/21/2019	8:44:02	0.039
32	11/21/2019	8:44:32	0.039
33	11/21/2019	8:45:02	0.037
34	11/21/2019	8:45:32	0.036
35	11/21/2019	8:46:02	0.036
36	11/21/2019	8:46:32	0.036
37	11/21/2019	8:47:02	0.036
38	11/21/2019	8:47:32	0.036
39	11/21/2019	8:48:02	0.035
40	11/21/2019	8:48:32	0.034
41	11/21/2019	8:49:02	0.034
42	11/21/2019	8:49:32	0.033
43	11/21/2019	8:50:02	0.031
44	11/21/2019	8:50:32	0.031
45	11/21/2019	8:51:02	0.031
46	11/21/2019	8:51:32	0.035
47	11/21/2019	8:52:02	0.037
48	11/21/2019	8:52:32	0.039
49	11/21/2019	8:53:02	0.035
50	11/21/2019	8:53:32	0.032
51	11/21/2019	8:54:02	0.032
52	11/21/2019	8:54:32	0.031
53	11/21/2019	8:55:02	0.03
54	11/21/2019	8:55:32	0.03
55	11/21/2019	8:56:02	0.032
56	11/21/2019	8:56:32	0.033
57	11/21/2019	8:57:02	0.033
58	11/21/2019	8:57:32	0.031
59	11/21/2019	8:58:02	0.031
60	11/21/2019	8:58:32	0.03
61	11/21/2019	8:59:02	0.035
62	11/21/2019	8:59:32	0.03
63	11/21/2019	9:00:02	0.03
64	11/21/2019	9:00:32	0.03
65	11/21/2019	9:01:02	0.03
66	11/21/2019	9:01:32	0.03
67	11/21/2019	9:02:02	0.029
68	11/21/2019	9:02:32	0.029
69	11/21/2019	9:03:02	0.029
70	11/21/2019	9:03:32	0.034
71	11/21/2019	9:04:02	0.038
72	11/21/2019	9:04:32	0.033
73	11/21/2019	9:05:02	0.03
74	11/21/2019	9:05:32	0.029
75	11/21/2019	9:06:02	0.029

76	11/21/2019	9:06:32	0.029
77	11/21/2019	9:07:02	0.03
78	11/21/2019	9:07:32	0.029
79	11/21/2019	9:08:02	0.029
80	11/21/2019	9:08:32	0.029
81	11/21/2019	9:09:02	0.029
82	11/21/2019	9:09:32	0.028
83	11/21/2019	9:10:02	0.028
84	11/21/2019	9:10:32	0.028
85	11/21/2019	9:11:02	0.028
86	11/21/2019	9:11:32	0.028
87	11/21/2019	9:12:02	0.028
88	11/21/2019	9:12:32	0.027
89	11/21/2019	9:13:02	0.029
90	11/21/2019	9:13:32	0.03
91	11/21/2019	9:14:02	0.029
92	11/21/2019	9:14:32	0.028
93	11/21/2019	9:15:02	0.029
94	11/21/2019	9:15:32	0.029
95	11/21/2019	9:16:02	0.028
96	11/21/2019	9:16:32	0.028
97	11/21/2019	9:17:02	0.028
98	11/21/2019	9:17:32	0.028
99	11/21/2019	9:18:02	0.029
100	11/21/2019	9:18:32	0.029
101	11/21/2019	9:19:02	0.029
102	11/21/2019	9:19:32	0.032
103	11/21/2019	9:20:02	0.218
104	11/21/2019	9:20:32	0.166
105	11/21/2019	9:21:02	0.136
106	11/21/2019	9:21:32	0.105
107	11/21/2019	9:22:02	0.043
108	11/21/2019	9:22:32	0.046
109	11/21/2019	9:23:02	0.07
110	11/21/2019	9:23:32	0.085
111	11/21/2019	9:24:02	0.07
112	11/21/2019	9:24:32	0.12
113	11/21/2019	9:25:02	0.093
114	11/21/2019	9:25:32	0.073
115	11/21/2019	9:26:02	0.042
116	11/21/2019	9:26:32	0.029
117	11/21/2019	9:27:02	0.029
118	11/21/2019	9:27:32	0.029
119	11/21/2019	9:28:02	0.035
120	11/21/2019	9:28:32	0.034

121	11/21/2019	9:29:02	0.032
122	11/21/2019	9:29:32	0.033
123	11/21/2019	9:30:02	0.031
124	11/21/2019	9:30:32	0.031
125	11/21/2019	9:31:02	0.031
126	11/21/2019	9:31:32	0.03
127	11/21/2019	9:32:02	0.029
128	11/21/2019	9:32:32	0.035
129	11/21/2019	9:33:02	0.037
130	11/21/2019	9:33:32	0.029
131	11/21/2019	9:34:02	0.028
132	11/21/2019	9:34:32	0.028
133	11/21/2019	9:35:02	0.028
134	11/21/2019	9:35:32	0.028
135	11/21/2019	9:36:02	0.028
136	11/21/2019	9:36:32	0.03
137	11/21/2019	9:37:02	0.029
138	11/21/2019	9:37:32	0.029
139	11/21/2019	9:38:02	0.028
140	11/21/2019	9:38:32	0.029
141	11/21/2019	9:39:02	0.038
142	11/21/2019	9:39:32	0.031
143	11/21/2019	9:40:02	0.031
144	11/21/2019	9:40:32	0.031
145	11/21/2019	9:41:02	0.029
146	11/21/2019	9:41:32	0.028
147	11/21/2019	9:42:02	0.036
148	11/21/2019	9:42:32	0.039
149	11/21/2019	9:43:02	0.036
150	11/21/2019	9:43:32	0.038
151	11/21/2019	9:44:02	0.062
152	11/21/2019	9:44:32	0.057
153	11/21/2019	9:45:02	0.049
154	11/21/2019	9:45:32	0.04
155	11/21/2019	9:46:02	0.032
156	11/21/2019	9:46:32	0.033
157	11/21/2019	9:47:02	0.032
158	11/21/2019	9:47:32	0.03
159	11/21/2019	9:48:02	0.028
160	11/21/2019	9:48:32	0.03
161	11/21/2019	9:49:02	0.028
162	11/21/2019	9:49:32	0.027
163	11/21/2019	9:50:02	0.028
164	11/21/2019	9:50:32	0.03
165	11/21/2019	9:51:02	0.028

166	11/21/2019	9:51:32	0.033
167	11/21/2019	9:52:02	0.032
168	11/21/2019	9:52:32	0.05
169	11/21/2019	9:53:02	0.032
170	11/21/2019	9:53:32	0.034
171	11/21/2019	9:54:02	0.034
172	11/21/2019	9:54:32	0.039
173	11/21/2019	9:55:02	0.049
174	11/21/2019	9:55:32	0.055
175	11/21/2019	9:56:02	0.045
176	11/21/2019	9:56:32	0.039
177	11/21/2019	9:57:02	0.044
178	11/21/2019	9:57:32	0.044
179	11/21/2019	9:58:02	0.035
180	11/21/2019	9:58:32	0.032
181	11/21/2019	9:59:02	0.083
182	11/21/2019	9:59:32	0.083
183	11/21/2019	10:00:02	0.04
184	11/21/2019	10:00:32	0.033
185	11/21/2019	10:01:02	0.029
186	11/21/2019	10:01:32	0.026
187	11/21/2019	10:02:02	0.024
188	11/21/2019	10:02:32	0.028
189	11/21/2019	10:03:02	0.028
190	11/21/2019	10:03:32	0.025
191	11/21/2019	10:04:02	0.025
192	11/21/2019	10:04:32	0.025
193	11/21/2019	10:05:02	0.027
194	11/21/2019	10:05:32	0.025
195	11/21/2019	10:06:02	0.026
196	11/21/2019	10:06:32	0.025
197	11/21/2019	10:07:02	0.026
198	11/21/2019	10:07:32	0.025
199	11/21/2019	10:08:02	0.025
200	11/21/2019	10:08:32	0.025
201	11/21/2019	10:09:02	0.026
202	11/21/2019	10:09:32	0.029
203	11/21/2019	10:10:02	0.027
204	11/21/2019	10:10:32	0.04
205	11/21/2019	10:11:02	0.027
206	11/21/2019	10:11:32	0.025
207	11/21/2019	10:12:02	0.024
208	11/21/2019	10:12:32	0.024
209	11/21/2019	10:13:02	0.024
210	11/21/2019	10:13:32	0.024

211	11/21/2019	10:14:02	0.023
212	11/21/2019	10:14:32	0.023
213	11/21/2019	10:15:02	0.023
214	11/21/2019	10:15:32	0.023
215	11/21/2019	10:16:02	0.024
216	11/21/2019	10:16:32	0.024
217	11/21/2019	10:17:02	0.024
218	11/21/2019	10:17:32	0.026
219	11/21/2019	10:18:02	0.026
220	11/21/2019	10:18:32	0.026
221	11/21/2019	10:19:02	0.026
222	11/21/2019	10:19:32	0.024
223	11/21/2019	10:20:02	0.024
224	11/21/2019	10:20:32	0.024
225	11/21/2019	10:21:02	0.025
226	11/21/2019	10:21:32	0.023
227	11/21/2019	10:22:02	0.024
228	11/21/2019	10:22:32	0.024
229	11/21/2019	10:23:02	0.025
230	11/21/2019	10:23:32	0.023
231	11/21/2019	10:24:02	0.024
232	11/21/2019	10:24:32	0.022
233	11/21/2019	10:25:02	0.024
234	11/21/2019	10:25:32	0.023
235	11/21/2019	10:26:02	0.024
236	11/21/2019	10:26:32	0.024
237	11/21/2019	10:27:02	0.023
238	11/21/2019	10:27:32	0.023
239	11/21/2019	10:28:02	0.023
240	11/21/2019	10:28:32	0.025
241	11/21/2019	10:29:02	0.03
242	11/21/2019	10:29:32	0.026
243	11/21/2019	10:30:02	0.023
244	11/21/2019	10:30:32	0.023
245	11/21/2019	10:31:02	0.024
246	11/21/2019	10:31:32	0.022
247	11/21/2019	10:32:02	0.022
248	11/21/2019	10:32:32	0.023
249	11/21/2019	10:33:02	0.024
250	11/21/2019	10:33:32	0.023
251	11/21/2019	10:34:02	0.023
252	11/21/2019	10:34:32	0.024
253	11/21/2019	10:35:02	0.025
254	11/21/2019	10:35:32	0.025
255	11/21/2019	10:36:02	0.026

256	11/21/2019	10:36:32	0.028
257	11/21/2019	10:37:02	0.024
258	11/21/2019	10:37:32	0.024
259	11/21/2019	10:38:02	0.028
260	11/21/2019	10:38:32	0.023
261	11/21/2019	10:39:02	0.022
262	11/21/2019	10:39:32	0.027
263	11/21/2019	10:40:02	0.024
264	11/21/2019	10:40:32	0.023
265	11/21/2019	10:41:02	0.021
266	11/21/2019	10:41:32	0.021
267	11/21/2019	10:42:02	0.021
268	11/21/2019	10:42:32	0.022
269	11/21/2019	10:43:02	0.021
270	11/21/2019	10:43:32	0.022
271	11/21/2019	10:44:02	0.021
272	11/21/2019	10:44:32	0.022
273	11/21/2019	10:45:02	0.022
274	11/21/2019	10:45:32	0.02
275	11/21/2019	10:46:02	0.02
276	11/21/2019	10:46:32	0.02
277	11/21/2019	10:47:02	0.02
278	11/21/2019	10:47:32	0.02
279	11/21/2019	10:48:02	0.022
280	11/21/2019	10:48:32	0.024
281	11/21/2019	10:49:02	0.022
282	11/21/2019	10:49:32	0.021
283	11/21/2019	10:50:02	0.029
284	11/21/2019	10:50:32	0.028
285	11/21/2019	10:51:02	0.031
286	11/21/2019	10:51:32	0.025
287	11/21/2019	10:52:02	0.023
288	11/21/2019	10:52:32	0.023
289	11/21/2019	10:53:02	0.035
290	11/21/2019	10:53:32	0.044
291	11/21/2019	10:54:02	0.038
292	11/21/2019	10:54:32	0.04
293	11/21/2019	10:55:02	0.035
294	11/21/2019	10:55:32	0.03
295	11/21/2019	10:56:02	0.028
296	11/21/2019	10:56:32	0.036
297	11/21/2019	10:57:02	0.025
298	11/21/2019	10:57:32	0.022
299	11/21/2019	10:58:02	0.023
300	11/21/2019	10:58:32	0.027

301	11/21/2019	10:59:02	0.024
302	11/21/2019	10:59:32	0.022
303	11/21/2019	11:00:02	0.023
304	11/21/2019	11:00:32	0.022
305	11/21/2019	11:01:02	0.023
306	11/21/2019	11:01:32	0.024
307	11/21/2019	11:02:02	0.024
308	11/21/2019	11:02:32	0.025
309	11/21/2019	11:03:02	0.027
310	11/21/2019	11:03:32	0.022
311	11/21/2019	11:04:02	0.023
312	11/21/2019	11:04:32	0.024
313	11/21/2019	11:05:02	0.027
314	11/21/2019	11:05:32	0.041
315	11/21/2019	11:06:02	0.027
316	11/21/2019	11:06:32	0.026
317	11/21/2019	11:07:02	0.025
318	11/21/2019	11:07:32	0.026
319	11/21/2019	11:08:02	0.024
320	11/21/2019	11:08:32	0.022
321	11/21/2019	11:09:02	0.023
322	11/21/2019	11:09:32	0.022
323	11/21/2019	11:10:02	0.022
324	11/21/2019	11:10:32	0.022
325	11/21/2019	11:11:02	0.022
326	11/21/2019	11:11:32	0.022
327	11/21/2019	11:12:02	0.023
328	11/21/2019	11:12:32	0.023
329	11/21/2019	11:13:02	0.026
330	11/21/2019	11:13:32	0.023
331	11/21/2019	11:14:02	0.026
332	11/21/2019	11:14:32	0.026
333	11/21/2019	11:15:02	0.028
334	11/21/2019	11:15:32	0.025
335	11/21/2019	11:16:02	0.044
336	11/21/2019	11:16:32	0.037
337	11/21/2019	11:17:02	0.024
338	11/21/2019	11:17:32	0.022
339	11/21/2019	11:18:02	0.022
340	11/21/2019	11:18:32	0.056
341	11/21/2019	11:19:02	0.03
342	11/21/2019	11:19:32	0.07
343	11/21/2019	11:20:02	0.05
344	11/21/2019	11:20:32	0.04
345	11/21/2019	11:21:02	0.041

346	11/21/2019	11:21:32	0.066
347	11/21/2019	11:22:02	0.034
348	11/21/2019	11:22:32	0.038
349	11/21/2019	11:23:02	0.053
350	11/21/2019	11:23:32	0.058
351	11/21/2019	11:24:02	0.037
352	11/21/2019	11:24:32	0.034
353	11/21/2019	11:25:02	0.051
354	11/21/2019	11:25:32	0.039
355	11/21/2019	11:26:02	0.062
356	11/21/2019	11:26:32	0.074
357	11/21/2019	11:27:02	0.046
358	11/21/2019	11:27:32	0.04
359	11/21/2019	11:28:02	0.067
360	11/21/2019	11:28:32	0.13
361	11/21/2019	11:29:02	0.12
362	11/21/2019	11:29:32	0.058
363	11/21/2019	11:30:02	0.067
364	11/21/2019	11:30:32	0.031
365	11/21/2019	11:31:02	0.033
366	11/21/2019	11:31:32	0.06
367	11/21/2019	11:32:02	0.067
368	11/21/2019	11:32:32	0.092
369	11/21/2019	11:33:02	0.054
370	11/21/2019	11:33:32	0.045
371	11/21/2019	11:34:02	0.076
372	11/21/2019	11:34:32	0.081
373	11/21/2019	11:35:02	0.053
374	11/21/2019	11:35:32	0.045
375	11/21/2019	11:36:02	0.03
376	11/21/2019	11:36:32	0.033
377	11/21/2019	11:37:02	0.034
378	11/21/2019	11:37:32	0.026
379	11/21/2019	11:38:02	0.025
380	11/21/2019	11:38:32	0.024
381	11/21/2019	11:39:02	0.022
382	11/21/2019	11:39:32	0.023
383	11/21/2019	11:40:02	0.033
384	11/21/2019	11:40:32	0.03
385	11/21/2019	11:41:02	0.033
386	11/21/2019	11:41:32	0.023
387	11/21/2019	11:42:02	0.022
388	11/21/2019	11:42:32	0.024
389	11/21/2019	11:43:02	0.027
390	11/21/2019	11:43:32	0.026

391	11/21/2019	11:44:02	0.092
392	11/21/2019	11:44:32	0.092
393	11/21/2019	11:45:02	0.029
394	11/21/2019	11:45:32	0.042
395	11/21/2019	11:46:02	0.076
396	11/21/2019	11:46:32	0.047
397	11/21/2019	11:47:02	0.032
398	11/21/2019	11:47:32	0.027
399	11/21/2019	11:48:02	0.193
400	11/21/2019	11:48:32	0.066
401	11/21/2019	11:49:02	0.023
402	11/21/2019	11:49:32	0.034
403	11/21/2019	11:50:02	0.021
404	11/21/2019	11:50:32	0.044
405	11/21/2019	11:51:02	0.028
406	11/21/2019	11:51:32	0.021
407	11/21/2019	11:52:02	0.022
408	11/21/2019	11:52:32	0.021
409	11/21/2019	11:53:02	0.021
410	11/21/2019	11:53:32	0.022
411	11/21/2019	11:54:02	0.024
412	11/21/2019	11:54:32	0.023
413	11/21/2019	11:55:02	0.02
414	11/21/2019	11:55:32	0.021
415	11/21/2019	11:56:02	0.027
416	11/21/2019	11:56:32	0.026
417	11/21/2019	11:57:02	0.024
418	11/21/2019	11:57:32	0.023
419	11/21/2019	11:58:02	0.024
420	11/21/2019	11:58:32	0.036
421	11/21/2019	11:59:02	0.022
422	11/21/2019	11:59:32	0.024
423	11/21/2019	12:00:02	0.021
424	11/21/2019	12:00:32	0.039
425	11/21/2019	12:01:02	0.037
426	11/21/2019	12:01:32	0.032
427	11/21/2019	12:02:02	0.037
428	11/21/2019	12:02:32	0.033
429	11/21/2019	12:03:02	0.027
430	11/21/2019	12:03:32	0.055
431	11/21/2019	12:04:02	0.053
432	11/21/2019	12:04:32	0.03
433	11/21/2019	12:05:02	0.027
434	11/21/2019	12:05:32	0.025
435	11/21/2019	12:06:02	0.022

436	11/21/2019	12:06:32	0.023
437	11/21/2019	12:07:02	0.027
438	11/21/2019	12:07:32	0.027
439	11/21/2019	12:08:02	0.026
440	11/21/2019	12:08:32	0.03
441	11/21/2019	12:09:02	0.026
442	11/21/2019	12:09:32	0.026
443	11/21/2019	12:10:02	0.027
444	11/21/2019	12:10:32	0.024
445	11/21/2019	12:11:02	0.029
446	11/21/2019	12:11:32	0.022
447	11/21/2019	12:12:02	0.03
448	11/21/2019	12:12:32	0.03
449	11/21/2019	12:13:02	0.029
450	11/21/2019	12:13:32	0.024
451	11/21/2019	12:14:02	0.021
452	11/21/2019	12:14:32	0.02
453	11/21/2019	12:15:02	0.02
454	11/21/2019	12:15:32	0.02
455	11/21/2019	12:16:02	0.02
456	11/21/2019	12:16:32	0.021
457	11/21/2019	12:17:02	0.02
458	11/21/2019	12:17:32	0.021
459	11/21/2019	12:18:02	0.021
460	11/21/2019	12:18:32	0.021
461	11/21/2019	12:19:02	0.021
462	11/21/2019	12:19:32	0.022
463	11/21/2019	12:20:02	0.021
464	11/21/2019	12:20:32	0.021
465	11/21/2019	12:21:02	0.022
466	11/21/2019	12:21:32	0.022
467	11/21/2019	12:22:02	0.022
468	11/21/2019	12:22:32	0.022
469	11/21/2019	12:23:02	0.022
470	11/21/2019	12:23:32	0.022
471	11/21/2019	12:24:02	0.022
472	11/21/2019	12:24:32	0.022
473	11/21/2019	12:25:02	0.022
474	11/21/2019	12:25:32	0.022
475	11/21/2019	12:26:02	0.022
476	11/21/2019	12:26:32	0.021
477	11/21/2019	12:27:02	0.022
478	11/21/2019	12:27:32	0.022
479	11/21/2019	12:28:02	0.022
480	11/21/2019	12:28:32	0.022

481	11/21/2019	12:29:02	0.022
482	11/21/2019	12:29:32	0.022
483	11/21/2019	12:30:02	0.022
484	11/21/2019	12:30:32	0.022
485	11/21/2019	12:31:02	0.022
486	11/21/2019	12:31:32	0.022
487	11/21/2019	12:32:02	0.022
488	11/21/2019	12:32:32	0.021
489	11/21/2019	12:33:02	0.021
490	11/21/2019	12:33:32	0.022
491	11/21/2019	12:34:02	0.022
492	11/21/2019	12:34:32	0.021
493	11/21/2019	12:35:02	0.022
494	11/21/2019	12:35:32	0.021
495	11/21/2019	12:36:02	0.022
496	11/21/2019	12:36:32	0.022
497	11/21/2019	12:37:02	0.021
498	11/21/2019	12:37:32	0.021
499	11/21/2019	12:38:02	0.021
500	11/21/2019	12:38:32	0.021
501	11/21/2019	12:39:02	0.021
502	11/21/2019	12:39:32	0.022
503	11/21/2019	12:40:02	0.022
504	11/21/2019	12:40:32	0.021
505	11/21/2019	12:41:02	0.022
506	11/21/2019	12:41:32	0.022
507	11/21/2019	12:42:02	0.022
508	11/21/2019	12:42:32	0.022
509	11/21/2019	12:43:02	0.022
510	11/21/2019	12:43:32	0.022
511	11/21/2019	12:44:02	0.021
512	11/21/2019	12:44:32	0.021
513	11/21/2019	12:45:02	0.021
514	11/21/2019	12:45:32	0.021
515	11/21/2019	12:46:02	0.022
516	11/21/2019	12:46:32	0.021
517	11/21/2019	12:47:02	0.022
518	11/21/2019	12:47:32	0.022
519	11/21/2019	12:48:02	0.022
520	11/21/2019	12:48:32	0.022
521	11/21/2019	12:49:02	0.022
522	11/21/2019	12:49:32	0.021
523	11/21/2019	12:50:02	0.022
524	11/21/2019	12:50:32	0.022
525	11/21/2019	12:51:02	0.022

526	11/21/2019	12:51:32	0.022
527	11/21/2019	12:52:02	0.021
528	11/21/2019	12:52:32	0.022
529	11/21/2019	12:53:02	0.021
530	11/21/2019	12:53:32	0.022
531	11/21/2019	12:54:02	0.022
532	11/21/2019	12:54:32	0.022
533	11/21/2019	12:55:02	0.022
534	11/21/2019	12:55:32	0.022
535	11/21/2019	12:56:02	0.022
536	11/21/2019	12:56:32	0.022
537	11/21/2019	12:57:02	0.022
538	11/21/2019	12:57:32	0.022
539	11/21/2019	12:58:02	0.022
540	11/21/2019	12:58:32	0.022
541	11/21/2019	12:59:02	0.021
542	11/21/2019	12:59:32	0.022
543	11/21/2019	13:00:02	0.022
544	11/21/2019	13:00:32	0.022
545	11/21/2019	13:01:02	0.022
546	11/21/2019	13:01:32	0.022
547	11/21/2019	13:02:02	0.022
548	11/21/2019	13:02:32	0.022
549	11/21/2019	13:03:02	0.022
550	11/21/2019	13:03:32	0.022
551	11/21/2019	13:04:02	0.022
552	11/21/2019	13:04:32	0.022
553	11/21/2019	13:05:02	0.022
554	11/21/2019	13:05:32	0.022
555	11/21/2019	13:06:02	0.022
556	11/21/2019	13:06:32	0.022
557	11/21/2019	13:07:02	0.022
558	11/21/2019	13:07:32	0.021
559	11/21/2019	13:08:02	0.022
560	11/21/2019	13:08:32	0.021
561	11/21/2019	13:09:02	0.022
562	11/21/2019	13:09:32	0.022
563	11/21/2019	13:10:02	0.023
564	11/21/2019	13:10:32	0.024
565	11/21/2019	13:11:02	0.022
566	11/21/2019	13:11:32	0.022
567	11/21/2019	13:12:02	0.022
568	11/21/2019	13:12:32	0.021
569	11/21/2019	13:13:02	0.021
570	11/21/2019	13:13:32	0.021

571	11/21/2019	13:14:02	0.022
572	11/21/2019	13:14:32	0.021
573	11/21/2019	13:15:02	0.021
574	11/21/2019	13:15:32	0.022
575	11/21/2019	13:16:02	0.022
576	11/21/2019	13:16:32	0.021
577	11/21/2019	13:17:02	0.021
578	11/21/2019	13:17:32	0.021
579	11/21/2019	13:18:02	0.022
580	11/21/2019	13:18:32	0.022
581	11/21/2019	13:19:02	0.021
582	11/21/2019	13:19:32	0.029
583	11/21/2019	13:20:02	0.029
584	11/21/2019	13:20:32	0.026
585	11/21/2019	13:21:02	0.027
586	11/21/2019	13:21:32	0.022
587	11/21/2019	13:22:02	0.033
588	11/21/2019	13:22:32	0.028
589	11/21/2019	13:23:02	0.024
590	11/21/2019	13:23:32	0.024
591	11/21/2019	13:24:02	0.038
592	11/21/2019	13:24:32	0.025
593	11/21/2019	13:25:02	0.027
594	11/21/2019	13:25:32	0.029
595	11/21/2019	13:26:02	0.022
596	11/21/2019	13:26:32	0.022
597	11/21/2019	13:27:02	0.022
598	11/21/2019	13:27:32	0.023
599	11/21/2019	13:28:02	0.023
600	11/21/2019	13:28:32	0.022
601	11/21/2019	13:29:02	0.023
602	11/21/2019	13:29:32	0.024
603	11/21/2019	13:30:02	0.022
604	11/21/2019	13:30:32	0.024
605	11/21/2019	13:31:02	0.023
606	11/21/2019	13:31:32	0.024
607	11/21/2019	13:32:02	0.023
608	11/21/2019	13:32:32	0.022
609	11/21/2019	13:33:02	0.022
610	11/21/2019	13:33:32	0.022
611	11/21/2019	13:34:02	0.022
612	11/21/2019	13:34:32	0.022
613	11/21/2019	13:35:02	0.022
614	11/21/2019	13:35:32	0.023
615	11/21/2019	13:36:02	0.023

616	11/21/2019	13:36:32	0.022
617	11/21/2019	13:37:02	0.022
618	11/21/2019	13:37:32	0.022
619	11/21/2019	13:38:02	0.022
620	11/21/2019	13:38:32	0.022
621	11/21/2019	13:39:02	0.022
622	11/21/2019	13:39:32	0.022
623	11/21/2019	13:40:02	0.022
624	11/21/2019	13:40:32	0.022
625	11/21/2019	13:41:02	0.022
626	11/21/2019	13:41:32	0.022
627	11/21/2019	13:42:02	0.022
628	11/21/2019	13:42:32	0.022
629	11/21/2019	13:43:02	0.022
630	11/21/2019	13:43:32	0.022
631	11/21/2019	13:44:02	0.022
632	11/21/2019	13:44:32	0.022
633	11/21/2019	13:45:02	0.022
634	11/21/2019	13:45:32	0.022
635	11/21/2019	13:46:02	0.022
636	11/21/2019	13:46:32	0.022
637	11/21/2019	13:47:02	0.022
638	11/21/2019	13:47:32	0.022
639	11/21/2019	13:48:02	0.022
640	11/21/2019	13:48:32	0.022
641	11/21/2019	13:49:02	0.022
642	11/21/2019	13:49:32	0.022
643	11/21/2019	13:50:02	0.022
644	11/21/2019	13:50:32	0.022
645	11/21/2019	13:51:02	0.022
646	11/21/2019	13:51:32	0.022
647	11/21/2019	13:52:02	0.023
648	11/21/2019	13:52:32	0.023
649	11/21/2019	13:53:02	0.022
650	11/21/2019	13:53:32	0.022
651	11/21/2019	13:54:02	0.022
652	11/21/2019	13:54:32	0.023
653	11/21/2019	13:55:02	0.023
654	11/21/2019	13:55:32	0.032
655	11/21/2019	13:56:02	0.025
656	11/21/2019	13:56:32	0.024
657	11/21/2019	13:57:02	0.022
658	11/21/2019	13:57:32	0.022
659	11/21/2019	13:58:02	0.022
660	11/21/2019	13:58:32	0.022

661	11/21/2019	13:59:02	0.022
662	11/21/2019	13:59:32	0.024
663	11/21/2019	14:00:02	0.032
664	11/21/2019	14:00:32	0.024
665	11/21/2019	14:01:02	0.026
666	11/21/2019	14:01:32	0.03
667	11/21/2019	14:02:02	0.031
668	11/21/2019	14:02:32	0.036
669	11/21/2019	14:03:02	0.026
670	11/21/2019	14:03:32	0.023
671	11/21/2019	14:04:02	0.031
672	11/21/2019	14:04:32	0.027
673	11/21/2019	14:05:02	0.025
674	11/21/2019	14:05:32	0.022
675	11/21/2019	14:06:02	0.022
676	11/21/2019	14:06:32	0.021
677	11/21/2019	14:07:02	0.022
678	11/21/2019	14:07:32	0.023
679	11/21/2019	14:08:02	0.022
680	11/21/2019	14:08:32	0.022
681	11/21/2019	14:09:02	0.022
682	11/21/2019	14:09:32	0.022
683	11/21/2019	14:10:02	0.024
684	11/21/2019	14:10:32	0.022
685	11/21/2019	14:11:02	0.021
686	11/21/2019	14:11:32	0.021
687	11/21/2019	14:12:02	0.021
688	11/21/2019	14:12:32	0.021
689	11/21/2019	14:13:02	0.021
690	11/21/2019	14:13:32	0.021
691	11/21/2019	14:14:02	0.021
692	11/21/2019	14:14:32	0.021
693	11/21/2019	14:15:02	0.02
694	11/21/2019	14:15:32	0.02
695	11/21/2019	14:16:02	0.02
696	11/21/2019	14:16:32	0.021
697	11/21/2019	14:17:02	0.02
698	11/21/2019	14:17:32	0.021
699	11/21/2019	14:18:02	0.022
700	11/21/2019	14:18:32	0.023
701	11/21/2019	14:19:02	0.022
702	11/21/2019	14:19:32	0.022
703	11/21/2019	14:20:02	0.021
704	11/21/2019	14:20:32	0.021
705	11/21/2019	14:21:02	0.021

706	11/21/2019	14:21:32	0.021
707	11/21/2019	14:22:02	0.021
708	11/21/2019	14:22:32	0.021
709	11/21/2019	14:23:02	0.021
710	11/21/2019	14:23:32	0.021
711	11/21/2019	14:24:02	0.021
712	11/21/2019	14:24:32	0.021
713	11/21/2019	14:25:02	0.023
714	11/21/2019	14:25:32	0.025
715	11/21/2019	14:26:02	0.031
716	11/21/2019	14:26:32	0.037
717	11/21/2019	14:27:02	0.022
718	11/21/2019	14:27:32	0.021
719	11/21/2019	14:28:02	0.024
720	11/21/2019	14:28:32	0.026
721	11/21/2019	14:29:02	0.024
722	11/21/2019	14:29:32	0.024
723	11/21/2019	14:30:02	0.031
724	11/21/2019	14:30:32	0.027
725	11/21/2019	14:31:02	0.025
726	11/21/2019	14:31:32	0.026
727	11/21/2019	14:32:02	0.025
728	11/21/2019	14:32:32	0.025
729	11/21/2019	14:33:02	0.025
730	11/21/2019	14:33:32	0.023
731	11/21/2019	14:34:02	0.024
732	11/21/2019	14:34:32	0.026
733	11/21/2019	14:35:02	0.025
734	11/21/2019	14:35:32	0.022
735	11/21/2019	14:36:02	0.022
736	11/21/2019	14:36:32	0.023
737	11/21/2019	14:37:02	0.024
738	11/21/2019	14:37:32	0.022
739	11/21/2019	14:38:02	0.022
740	11/21/2019	14:38:32	0.022
741	11/21/2019	14:39:02	0.022
742	11/21/2019	14:39:32	0.022
743	11/21/2019	14:40:02	0.022
744	11/21/2019	14:40:32	0.022
745	11/21/2019	14:41:02	0.021
746	11/21/2019	14:41:32	0.022
747	11/21/2019	14:42:02	0.027
748	11/21/2019	14:42:32	0.024
749	11/21/2019	14:43:02	0.023
750	11/21/2019	14:43:32	0.022

751	11/21/2019	14:44:02	0.021
752	11/21/2019	14:44:32	0.021
753	11/21/2019	14:45:02	0.021
754	11/21/2019	14:45:32	0.021
755	11/21/2019	14:46:02	0.026
756	11/21/2019	14:46:32	0.025
757	11/21/2019	14:47:02	0.022
758	11/21/2019	14:47:32	0.023
759	11/21/2019	14:48:02	0.021
760	11/21/2019	14:48:32	0.022
761	11/21/2019	14:49:02	0.022
762	11/21/2019	14:49:32	0.02
763	11/21/2019	14:50:02	0.02
764	11/21/2019	14:50:32	0.021
765	11/21/2019	14:51:02	0.023
766	11/21/2019	14:51:32	0.022
767	11/21/2019	14:52:02	0.021
768	11/21/2019	14:52:32	0.02
769	11/21/2019	14:53:02	0.022
770	11/21/2019	14:53:32	0.022
771	11/21/2019	14:54:02	0.022
772	11/21/2019	14:54:32	0.02
773	11/21/2019	14:55:02	0.022
774	11/21/2019	14:55:32	0.022
775	11/21/2019	14:56:02	0.024
776	11/21/2019	14:56:32	0.024
777	11/21/2019	14:57:02	0.03
778	11/21/2019	14:57:32	0.047
779	11/21/2019	14:58:02	0.028
780	11/21/2019	14:58:32	0.028
781	11/21/2019	14:59:02	0.023
782	11/21/2019	14:59:32	0.022
783	11/21/2019	15:00:02	0.021
784	11/21/2019	15:00:32	0.021
785	11/21/2019	15:01:02	0.021
786	11/21/2019	15:01:32	0.023
787	11/21/2019	15:02:02	0.026
788	11/21/2019	15:02:32	0.025
789	11/21/2019	15:03:02	0.023
790	11/21/2019	15:03:32	0.024
791	11/21/2019	15:04:02	0.021
792	11/21/2019	15:04:32	0.022
793	11/21/2019	15:05:02	0.024
794	11/21/2019	15:05:32	0.024
795	11/21/2019	15:06:02	0.03

796	11/21/2019	15:06:32	0.032
797	11/21/2019	15:07:02	0.028
798	11/21/2019	15:07:32	0.026
799	11/21/2019	15:08:02	0.025
800	11/21/2019	15:08:32	0.024
801	11/21/2019	15:09:02	0.022
802	11/21/2019	15:09:32	0.022
803	11/21/2019	15:10:02	0.021
804	11/21/2019	15:10:32	0.02
805	11/21/2019	15:11:02	0.02
806	11/21/2019	15:11:32	0.02
807	11/21/2019	15:12:02	0.02
808	11/21/2019	15:12:32	0.02
809	11/21/2019	15:13:02	0.021
810	11/21/2019	15:13:32	0.021
811	11/21/2019	15:14:02	0.021
812	11/21/2019	15:14:32	0.02
813	11/21/2019	15:15:02	0.021
814	11/21/2019	15:15:32	0.02
815	11/21/2019	15:16:02	0.02
816	11/21/2019	15:16:32	0.022
817	11/21/2019	15:17:02	0.022
818	11/21/2019	15:17:32	0.023
819	11/21/2019	15:18:02	0.022
820	11/21/2019	15:18:32	0.021
821	11/21/2019	15:19:02	0.021
822	11/21/2019	15:19:32	0.02
823	11/21/2019	15:20:02	0.02
824	11/21/2019	15:20:32	0.02
825	11/21/2019	15:21:02	0.02
826	11/21/2019	15:21:32	0.02
827	11/21/2019	15:22:02	0.02
828	11/21/2019	15:22:32	0.02
829	11/21/2019	15:23:02	0.02
830	11/21/2019	15:23:32	0.02
831	11/21/2019	15:24:02	0.02
832	11/21/2019	15:24:32	0.021
833	11/21/2019	15:25:02	0.021
834	11/21/2019	15:25:32	0.02
835	11/21/2019	15:26:02	0.02
836	11/21/2019	15:26:32	0.02
837	11/21/2019	15:27:02	0.021
838	11/21/2019	15:27:32	0.02
839	11/21/2019	15:28:02	0.021
840	11/21/2019	15:28:32	0.02

841	11/21/2019	15:29:02	0.021
842	11/21/2019	15:29:32	0.021
843	11/21/2019	15:30:02	0.02
844	11/21/2019	15:30:32	0.02
845	11/21/2019	15:31:02	0.02
846	11/21/2019	15:31:32	0.02
847	11/21/2019	15:32:02	0.021
848	11/21/2019	15:32:32	0.02
849	11/21/2019	15:33:02	0.02
850	11/21/2019	15:33:32	0.021
851	11/21/2019	15:34:02	0.02
852	11/21/2019	15:34:32	0.021
853	11/21/2019	15:35:02	0.021
854	11/21/2019	15:35:32	0.021
855	11/21/2019	15:36:02	0.021
856	11/21/2019	15:36:32	0.021
857	11/21/2019	15:37:02	0.021
858	11/21/2019	15:37:32	0.021
859	11/21/2019	15:38:02	0.021
860	11/21/2019	15:38:32	0.021
861	11/21/2019	15:39:02	0.024
862	11/21/2019	15:39:32	0.023
863	11/21/2019	15:40:02	0.023
864	11/21/2019	15:40:32	0.021
865	11/21/2019	15:41:02	0.022
866	11/21/2019	15:41:32	0.023
867	11/21/2019	15:42:02	0.023
868	11/21/2019	15:42:32	0.023
869	11/21/2019	15:43:02	0.023
870	11/21/2019	15:43:32	0.026
871	11/21/2019	15:44:02	0.029
872	11/21/2019	15:44:32	0.027
873	11/21/2019	15:45:02	0.024
874	11/21/2019	15:45:32	0.022
875	11/21/2019	15:46:02	0.022
876	11/21/2019	15:46:32	0.023
877	11/21/2019	15:47:02	0.023
878	11/21/2019	15:47:32	0.023
879	11/21/2019	15:48:02	0.025
880	11/21/2019	15:48:32	0.023
881	11/21/2019	15:49:02	0.023
882	11/21/2019	15:49:32	0.024
883	11/21/2019	15:50:02	0.023
884	11/21/2019	15:50:32	0.023
885	11/21/2019	15:51:02	0.023

886	11/21/2019	15:51:32	0.023
887	11/21/2019	15:52:02	0.022
888	11/21/2019	15:52:32	0.022
889	11/21/2019	15:53:02	0.021
890	11/21/2019	15:53:32	0.022
891	11/21/2019	15:54:02	0.021
892	11/21/2019	15:54:32	0.021
893	11/21/2019	15:55:02	0.021
894	11/21/2019	15:55:32	0.021
895	11/21/2019	15:56:02	0.021
896	11/21/2019	15:56:32	0.022
897	11/21/2019	15:57:02	0.021
898	11/21/2019	16:48:17	0
899	11/21/2019	16:48:32	0.03
900	11/21/2019	16:49:02	0.028
901	11/21/2019	16:49:32	0.028
902	11/21/2019	16:50:02	0.028
903	11/21/2019	17:13:47	0
904	11/21/2019	17:14:02	0.036
905	11/21/2019	17:14:32	0.036
906	11/21/2019	17:15:02	0.016
907	11/21/2019	17:15:32	0.017
908	11/21/2019	17:16:02	0.017
909	11/21/2019	17:16:32	0.016
910	11/21/2019	17:17:02	0.016
911	11/21/2019	17:17:32	0.014
912	11/21/2019	17:18:02	0.015
913	11/21/2019	17:18:32	0.015
914	11/21/2019	17:19:02	0.015
915	11/21/2019	17:19:32	0.014
916	11/21/2019	17:20:02	0.014
917	11/21/2019	17:20:32	0.015
918	11/21/2019	17:21:02	0.022
919	11/21/2019	17:21:32	0.028
920	11/21/2019	17:22:02	0.028
921	11/21/2019	17:22:32	0.028
922	11/21/2019	17:23:02	0.029
923	11/21/2019	17:23:32	0.028
924	11/21/2019	17:24:02	0.029
925	11/21/2019	17:24:32	0.029
926	11/21/2019	17:25:02	0.029
927	11/21/2019	17:25:32	0.029
928	11/21/2019	17:26:02	0.029
929	11/21/2019	17:26:32	0.03
930	11/21/2019	17:27:02	0.03

931	11/21/2019	17:27:32	0.03
932	11/21/2019	17:28:02	0.03
933	11/21/2019	17:28:32	0.03

Reading Date	Limit	Vcommon Modem Volts	Vbattery Modem Volts	Temperature Modem degC	Dust Dust mg/m3	Voc Voc ppm	Dust - 15m Ave Dust - 15m Ave mg/m3	15m Ave Voc Avg Voc ppm
11/22/2019 7:21	N				0	0	0	0
11/22/2019 7:22	N				0.002988789	0.06488213	0.000159119	0.001150235
11/22/2019 7:23	N				0.00223171	0.08554746	0.000307058	0.006531584
11/22/2019 7:24	N				0.00200172	0.08510584	0.000414875	0.01137811
11/22/2019 7:25	N	12.54822	0	12.69766	0.001647212	0.08235358	0.000509974	0.01587939
11/22/2019 7:26	N				0.001055716	0.08332575	0.000561299	0.02009923
11/22/2019 7:27	N				0.001041071	0.08394814	0.000592958	0.0240663
11/22/2019 7:28	N				0.001000089	0.08530399	0.000618369	0.0277565
11/22/2019 7:29	N				0.000955474	0.08421924	0.00064003	0.03131667
11/22/2019 7:30	N	12.49571	0	12.74564	0.000821846	0.08733676	0.000653159	0.03483902
11/22/2019 7:31	N				0.000115885	0.0892568	0.000626232	0.03814839
11/22/2019 7:32	N				2.28E-06	0.09210016	0.00059028	0.04136603
11/22/2019 7:33	N				5.06E-09	0.09087873	0.000553414	0.0444523
11/22/2019 7:34	N				1.12E-11	0.09615283	0.000518852	0.0475899
11/22/2019 7:35	N	12.34696	0	12.21634	2.49E-14	0.0927342	0.000486448	0.05050532
11/22/2019 7:36	N				3.88E-06	0.09873566	0.000459794	0.05339375
11/22/2019 7:37	N				8.61E-09	0.1049431	0.000431079	0.05653087
11/22/2019 7:38	N				1.91E-11	0.1045727	0.000404157	0.05947543
11/22/2019 7:39	N				4.24E-14	0.09925723	0.000378916	0.06200857
11/22/2019 7:40	N	12.52197	0	11.97446	9.40E-17	0.1034939	0.000355252	0.06450326
11/22/2019 7:41	N				5.90E-05	0.1037762	0.0003338	0.06691629
11/22/2019 7:42	N				4.42E-05	0.09997134	0.000316181	0.06916038
11/22/2019 7:43	N				5.20E-06	0.1045284	0.000301725	0.07147714
11/22/2019 7:44	N				1.15E-08	0.1128732	0.000282881	0.0738506
11/22/2019 7:45	N	12.48696	0	11.95023	2.56E-11	0.1050456	0.000265214	0.07586911
11/22/2019 7:46	N				4.76E-06	0.1065918	0.000250787	0.07784069
11/22/2019 7:47	N				9.50E-09	0.1100856	0.000234864	0.07966058
11/22/2019 7:48	N				8.86E-06	0.1296535	0.000221279	0.08224417
11/22/2019 7:49	N				5.92E-06	0.1137035	0.000210655	0.08451232
11/22/2019 7:50	N	12.52197	0	11.82889	6.49E-05	0.1082541	0.000200744	0.08608329
11/22/2019 7:51	N				3.39E-05	0.1016052	0.000194554	0.08720021
11/22/2019 7:52	N				1.71E-06	0.100548	0.000183265	0.08805904
11/22/2019 7:53	N				1.81E-05	0.1048676	0.000177156	0.0890616
11/22/2019 7:54	N				4.01E-08	0.1158367	0.000166091	0.09052819
11/22/2019 7:55	N	12.35571	0	11.63437	8.90E-11	0.1164824	0.000155718	0.09254777
11/22/2019 7:56	N				1.97E-13	0.1067187	0.000145993	0.09349132
11/22/2019 7:57	N				4.38E-16	0.1076613	0.000136875	0.09434554
11/22/2019 7:58	N				8.74E-19	0.1067462	0.000128184	0.09509735
11/22/2019 7:59	N				1.94E-21	0.1163332	0.000120179	0.09665386
11/22/2019 8:00	N	12.45196	0	11.09641	4.30E-24	0.1082997	0.000112674	0.09738941
11/22/2019 8:01	N				6.70E-05	0.1091579	0.000108851	0.09811707
11/22/2019 8:02	N				1.49E-07	0.1106655	0.000102053	0.09879552
11/22/2019 8:03	N				2.97E-10	0.1123332	9.56E-05	0.09964761
11/22/2019 8:04	N				6.58E-13	0.1072386	8.96E-05	0.1002847
11/22/2019 8:05	N	12.49571	0	10.94894	0.000128742	0.1125965	8.62E-05	0.1009305
11/22/2019 8:06	N				2.86E-07	0.1140004	8.08E-05	0.1016741
11/22/2019 8:07	N				6.34E-10	0.1158395	7.58E-05	0.1025551
11/22/2019 8:08	N				1.41E-12	0.1155258	7.11E-05	0.1033454
11/22/2019 8:09	N				5.90E-05	0.1167504	6.76E-05	0.1040859
11/22/2019 8:10	N	12.39071	0	10.65292	0.00049764	0.1199445	9.48E-05	0.1049979
11/22/2019 8:11	N				0.000272949	0.118468	0.000102874	0.1059895
11/22/2019 8:12	N				1.48E-05	0.1204628	0.000101767	0.1069519
11/22/2019 8:13	N				1.53E-06	0.1234861	9.75E-05	0.1078872
11/22/2019 8:14	N				3.05E-09	0.1249153	9.13E-05	0.1089555
11/22/2019 8:15	N	12.37321	0	10.38034	1.67E-06	0.1253329	8.98E-05	0.10988
11/22/2019 8:16	N				3.70E-09	0.1302267	8.42E-05	0.1110587
11/22/2019 8:17	N				8.20E-12	0.1297928	7.89E-05	0.1122312
11/22/2019 8:18	N				1.82E-14	0.1340271	7.40E-05	0.1133783
11/22/2019 8:19	N				4.04E-17	0.1294142	6.94E-05	0.1145534
11/22/2019 8:20	N	12.41696	0	10.25607	8.06E-20	0.1304707	6.50E-05	0.1155123
11/22/2019 8:21	N				1.79E-22	0.1324152	6.09E-05	0.1165034
11/22/2019 8:22	N				3.97E-25	0.1330154	5.71E-05	0.1175363
11/22/2019 8:23	N				8.80E-28	0.134289	5.36E-05	0.1185067
11/22/2019 8:24	N				1.95E-30	0.1354842	5.02E-05	0.1195706
11/22/2019 8:25	N	12.34696	0	10.47958	3.90E-33	0.1375773	4.70E-05	0.1206334
11/22/2019 8:26	N				7.78E-36	0.1423266	4.40E-05	0.1217703
11/22/2019 8:27	N				1.73E-38	0.1363919	4.13E-05	0.1228775
11/22/2019 8:28	N				0	0.1368635	3.87E-05	0.123647
11/22/2019 8:29	N				0	0.1371427	3.63E-05	0.1244664
11/22/2019 8:30	N	12.3207	0	10.20627	0	0.1441273	3.40E-05	0.1255009
11/22/2019 8:31	N				0	0.1472699	3.19E-05	0.1268876
11/22/2019 8:32	N				0	0.1455228	2.99E-05	0.1281467
11/22/2019 8:33	N				0	0.1357065	2.80E-05	0.1288131
11/22/2019 8:34	N				0	0.1377433	2.63E-05	0.1293604
11/22/2019 8:35	N	12.3207	0	10.4548	0	0.1364101	2.46E-05	0.1298296
11/22/2019 8:36	N				0	0.1375221	2.31E-05	0.1303129
11/22/2019 8:37	N				0	0.1374225	2.16E-05	0.130802
11/22/2019 8:38	N				0	0.1381626	2.03E-05	0.1311633
11/22/2019 8:39	N				0	0.1391307	1.90E-05	0.131692
11/22/2019 8:40	N	12.32945	0	10.3555	0	0.1416617	1.78E-05	0.132238
11/22/2019 8:41	N				0	0.1442621	1.67E-05	0.1330102
11/22/2019 8:42	N				0	0.1475564	1.57E-05	0.1337544
11/22/2019 8:43	N				0	0.1488052	1.47E-05	0.1346066
11/22/2019 8:44	N				0	0.1507549	1.38E-05	0.135585
11/22/2019 8:45	N	12.37321	0	10.38034	0	0.1477417	1.29E-05	0.1363934
11/22/2019 8:46	N				0	0.1456898	1.21E-05	0.1370304
11/22/2019 8:47	N				0	0.148181	1.13E-05	0.1376294
11/22/2019 8:48	N				0	0.1475919	1.06E-05	0.1383091
11/22/2019 8:49	N				0	0.1483946	9.95E-06	0.1388973
11/22/2019 8:50	N	12.2157	0	10.4548	0	0.1466159	9.33E-06	0.139297
11/22/2019 8:51	N				0	0.1496066	8.74E-06	0.1399448
11/22/2019 8:52	N				0	0.1486073	8.20E-06	0.1405209
11/22/2019 8:53	N				0	0.1474905	7.68E-06	0.1410187
11/22/2019 8:54	N				0	0.1526208	7.20E-06	0.1415345
11/22/2019 8:55	N	12.31195	0	9.956696	0	0.1491593	6.75E-06	0.14208
11/22/2019 8:56	N				0	0.1501948	6.33E-06	0.1425741
11/22/2019 8:57	N				0	0.1510824	5.94E-06	0.1431752
11/22/2019 8:58	N				0	0.1524045	5.56E-06	0.1437663
11/22/2019 8:59	N				0	0.1547137	5.21E-06	0.1443346
11/22/2019 9:00	N	12.45196	0	10.25607	0	0.1536756	4.89E-06	0.1449443
11/22/2019 9:01	N				0	0.151859	4.58E-06	0.1454352
11/22/2019 9:02	N				0.000143797	0.1577822	5.67E-05	0.1460967
11/22/2019 9:03	N				1.02E-05	0.160432	5.42E-05	0.1470252
11/22/2019 9:04	N				0.000420697	0.15996	6.60E-05	0.1478355
11/22/2019 9:05	N	12.37321	0	10.50443	4.81E-06	0.1635089	6.51E-05	0.1487898
11/22/2019 9:06	N				9.61E-09	0.159541	6.09E-05	0.1494841
11/22/2019 9:07	N				2.13E-11	0.1603751	5.71E-05	0.1500923
11/22/2019 9:08	N				4.73E-14	0.1615446	5.36E-05	0.1507598
11/22/2019 9:09	N				9.44E-17	0.1614203	5.02E-05	0.1513937
11/22/2019 9:10	N	12.39071	0	10.28098	2.10E-19	0.1621404	4.70E-05	0.1520056
11/22/2019 9:11	N				5.16E-22	0.1599176	4.41E-05	0.1525013

11/22/2019 9:12 N				1.15E-24	0.1577027	4.14E-05	0.1528441
11/22/2019 9:13 N				9.70E-07	0.1590911	3.99E-05	0.1532156
11/22/2019 9:14 N				2.15E-09	0.1596006	3.74E-05	0.1536119
11/22/2019 9:15 N	12.2682	0	10.15646	4.30E-12	0.1621222	3.50E-05	0.1541875
11/22/2019 9:16 N				8.58E-15	0.1582352	3.28E-05	0.1545332
11/22/2019 9:17 N				1.90E-17	0.1585601	3.07E-05	0.1547588
11/22/2019 9:18 N				4.22E-20	0.1588915	2.88E-05	0.1549618
11/22/2019 9:19 N				9.37E-23	0.1643162	2.70E-05	0.1554854
11/22/2019 9:20 N	12.39946	0	10.20627	1.87E-25	0.1675981	2.53E-05	0.1562254
11/22/2019 9:21 N				4.15E-28	0.1747658	2.37E-05	0.1572003
11/22/2019 9:22 N				9.20E-31	0.1731347	2.22E-05	0.1581624
11/22/2019 9:23 N				1.33E-06	0.1740503	2.19E-05	0.1591514
11/22/2019 9:24 N				1.20E-06	0.1742909	2.16E-05	0.1602354
11/22/2019 9:25 N	12.25945	0	10.28098	0.00010653	0.1740751	2.57E-05	0.1610852
11/22/2019 9:26 N				0.000231048	0.1740915	3.06E-05	0.1619525
11/22/2019 9:27 N				5.13E-07	0.1732799	2.87E-05	0.1626492
11/22/2019 9:28 N				1.14E-09	0.1721937	2.69E-05	0.1633061
11/22/2019 9:29 N				2.52E-12	0.1694508	2.52E-05	0.1638279
11/22/2019 9:30 N	12.27695	0	10.28098	5.60E-15	0.1717948	2.36E-05	0.1642344
11/22/2019 9:31 N				1.24E-17	0.1737061	2.22E-05	0.1647173
11/22/2019 9:32 N				0.000249876	0.1739645	3.81E-05	0.1653245
11/22/2019 9:33 N				6.97E-05	0.1721811	4.22E-05	0.1658662
11/22/2019 9:34 N				0.00015287	0.1716495	4.83E-05	0.1661755
11/22/2019 9:35 N	12.41696	0	10.20627	1.13E-05	0.1742714	4.63E-05	0.1666646
11/22/2019 9:36 N				7.29E-05	0.1754742	4.45E-05	0.1670475
11/22/2019 9:37 N				0.000298014	0.1781536	6.63E-05	0.1678675
11/22/2019 9:38 N				0.000605774	0.1814598	8.80E-05	0.1686662
11/22/2019 9:39 N				2.09E-05	0.1782798	9.00E-05	0.1692781
11/22/2019 9:40 N	12.2507	0	10.5787	1.10E-05	0.1797212	8.55E-05	0.1698133
11/22/2019 9:41 N				2.10E-05	0.1836284	8.33E-05	0.1705912
11/22/2019 9:42 N				3.49E-06	0.1786498	8.12E-05	0.1711926
11/22/2019 9:43 N				9.09E-05	0.1781937	7.83E-05	0.1716517
11/22/2019 9:44 N				2.02E-07	0.1827317	7.34E-05	0.1722821
11/22/2019 9:45 N	12.36446	0	10.47958	4.47E-10	0.1818748	6.88E-05	0.1729151
11/22/2019 9:46 N				3.82E-06	0.1790027	6.57E-05	0.1733867
11/22/2019 9:47 N				1.58E-05	0.1826068	6.37E-05	0.1739158
11/22/2019 9:48 N				3.15E-08	0.1906134	5.97E-05	0.1747448
11/22/2019 9:49 N				9.70E-07	0.185087	5.70E-05	0.175458
11/22/2019 9:50 N	12.41696	0	10.15646	0.000376072	0.1842675	6.43E-05	0.1760751
11/22/2019 9:51 N				0.000237353	0.1852493	7.85E-05	0.17653
11/22/2019 9:52 N				0.000949295	0.1832697	0.000116942	0.1770491
11/22/2019 9:53 N				0.000973372	0.1846755	0.000170829	0.1775232
11/22/2019 9:54 N				0.000912951	0.1832412	0.000212937	0.1779044
11/22/2019 9:55 N	12.13694	0	10.5787	0.000999805	0.1864164	0.000262083	0.178427
11/22/2019 9:56 N				0.000694659	0.1853178	0.000298324	0.1788453
11/22/2019 9:57 N				0.000995309	0.1866057	0.000338975	0.1793979
11/22/2019 9:58 N				0.001005222	0.183693	0.000381326	0.1797098
11/22/2019 9:59 N				0.001000582	0.186243	0.000421652	0.1801151
11/22/2019 10:00 N	12.29445	0	10.25607	0.000969108	0.1816866	0.000447058	0.1802475
11/22/2019 10:01 N				0.001000715	0.1885177	0.000482639	0.1805751
11/22/2019 10:02 N				0.000500854	0.1893606	0.000500685	0.1810915
11/22/2019 10:03 N				0.000978719	0.1866102	0.000529705	0.181401
11/22/2019 10:04 N				0.001042798	0.1858768	0.000562837	0.1817347
11/22/2019 10:05 N	12.1807	0	10.20627	0.000823223	0.1887024	0.000583574	0.1821123
11/22/2019 10:06 N				0.000999332	0.185099	0.000608527	0.1823217
11/22/2019 10:07 N				0.000967484	0.1870368	0.00062655	0.1825809
11/22/2019 10:08 N				0.000536296	0.1872573	0.000632397	0.1828777
11/22/2019 10:09 N				0.000286273	0.1885611	0.000615403	0.1832433
11/22/2019 10:10 N	12.32945	0	10.50443	0.00095186	0.1895449	0.000622801	0.183588
11/22/2019 10:11 N				0.000920054	0.1914685	0.000640944	0.1840827
11/22/2019 10:12 N				0.000999821	0.1874361	0.000663358	0.1843556
11/22/2019 10:13 N				0.000945556	0.1862679	0.000678987	0.1845262
11/22/2019 10:14 N				0.000321547	0.1855846	0.000669739	0.1846686
11/22/2019 10:15 N	12.29445	0	10.47958	0.000499936	0.1849128	0.000655267	0.1847184
11/22/2019 10:16 N				0.000976864	0.1854141	0.000671506	0.1846977
11/22/2019 10:17 N				0.00075436	0.1883021	0.00067803	0.1847472
11/22/2019 10:18 N				0.000863482	0.189678	0.000687413	0.185043
11/22/2019 10:19 N				0.000868048	0.1870316	0.000699425	0.1851994
11/22/2019 10:20 N	12.25945	0	10.43002	0.000387111	0.1917779	0.000686883	0.1855461
11/22/2019 10:21 N				0.000942628	0.1921526	0.000692912	0.1859151
11/22/2019 10:22 N				0.000763585	0.1909231	0.000703372	0.1862516
11/22/2019 10:23 N				0.000990611	0.1914841	0.000720805	0.1866491
11/22/2019 10:24 N				0.000998654	0.1985912	0.000736131	0.1870601
11/22/2019 10:25 N	12.3382	0	10.33066	0.000999995	0.2058845	0.000752602	0.188098
11/22/2019 10:26 N				0.000999998	0.2055687	0.000768302	0.189214
11/22/2019 10:27 N				0.000999998	0.2091113	0.000782763	0.1902641
11/22/2019 10:28 N				0.000999998	0.2056211	0.000796322	0.1911729
11/22/2019 10:29 N				0.001609858	0.2008562	0.000824398	0.1919371
11/22/2019 10:30 N	12.36446	0	10.38034	0.001603131	0.2040878	0.000864489	0.192676
11/22/2019 10:31 N				0.001180516	0.2059608	0.000887977	0.1933894
11/22/2019 10:32 N				0.001729766	0.2044055	0.000938088	0.1940791
11/22/2019 10:33 N				0.001728863	0.2034726	0.000974481	0.1947129
11/22/2019 10:34 N				0.001993493	0.2033502	0.001032185	0.1952144
11/22/2019 10:35 N	12.2332	0	10.55392	0.002312332	0.1931656	0.001109847	0.195166
11/22/2019 10:36 N				0.002849	0.1954131	0.001202397	0.1951483
11/22/2019 10:37 N				0.002970363	0.2000058	0.001302706	0.1953394
11/22/2019 10:38 N				0.002846031	0.2002609	0.00140646	0.1956504
11/22/2019 10:39 N				0.002998862	0.206072	0.001503855	0.1961837
11/22/2019 10:40 N	12.25945	0	10.3555	0.003841008	0.2092525	0.001630905	0.1968932
11/22/2019 10:41 N				0.003885619	0.2072489	0.001751739	0.1976165
11/22/2019 10:42 N				0.003301394	0.2111274	0.001856375	0.1983923
11/22/2019 10:43 N				0.003991244	0.2116749	0.001977754	0.1993043
11/22/2019 10:44 N				0.003996159	0.2140746	0.002102944	0.200217
11/22/2019 10:45 N	12.3207	0	10.47958	0.003999985	0.2178123	0.002221388	0.201343
11/22/2019 10:46 N				0.003999991	0.2175194	0.00233428	0.2024051
11/22/2019 10:47 N				0.003999991	0.2168378	0.00243827	0.2034331
11/22/2019 10:48 N				0.003999991	0.2205968	0.00253739	0.2044942
11/22/2019 10:49 N				0.004043039	0.2166679	0.002629799	0.2053514
11/22/2019 10:50 N	12.20695	0	10.28098	0.004028332	0.2235444	0.002716431	0.2064123
11/22/2019 10:51 N				0.004091267	0.2215987	0.002799769	0.207329
11/22/2019 10:52 N				0.004224341	0.2220093	0.002878014	0.2083021
11/22/2019 10:53 N				0.004198029	0.2236003	0.002953475	0.2091522
11/22/2019 10:54 N				0.004271093	0.2225905	0.003032762	0.210117
11/22/2019 10:55 N	12.29445	0	10.87503	0.004210882	0.224742	0.003110384	0.2108836
11/22/2019 10:56 N				0.004427718	0.2207626	0.003186469	0.2115576
11/22/2019 10:57 N				0.004526087	0.2191396	0.003267471	0.2120869
11/22/2019 10:58 N				0.004660266	0.2218616	0.003343425	0.2126831
11/22/2019 10:59 N				0.004275428	0.2210239	0.003403292	0.2132394
11/22/2019 11:00 N	12.2157	0	10.85043	0.004468465	0.2218309	0.003472853	0.2137141
11/22/2019 11:01 N				0.004812894	0.2217469	0.00354251	0.2142628
11/22/2019 11:02 N				0.0047623	0.2204196	0.003611045	0.2147649
11/22/2019 11:03 N				0.004556488	0.2225885	0.00368038	0.2151956

11/22/2019 11:04 N				0.004559696	0.2225636	0.003737937	0.215644
11/22/2019 11:05 N	12.06694	0	11.07187	0.004560567	0.2233684	0.003797511	0.2161313
11/22/2019 11:06 N				0.004938387	0.2228758	0.003860828	0.2164908
11/22/2019 11:07 N				0.004757381	0.2227523	0.003923247	0.2168002
11/22/2019 11:08 N				0.004991903	0.2252364	0.003988321	0.2173638
11/22/2019 11:09 N				0.004999393	0.2241491	0.00404937	0.217796
11/22/2019 11:10 N	12.15444	0	10.55392	0.004903615	0.2252131	0.004105321	0.2182319
11/22/2019 11:11 N				0.004870347	0.2243643	0.004154617	0.218699
11/22/2019 11:12 N				0.004980932	0.2235024	0.004205234	0.2190832
11/22/2019 11:13 N				0.004997925	0.2201882	0.00425376	0.2191631
11/22/2019 11:14 N				0.004999991	0.2206332	0.004300321	0.2192331
11/22/2019 11:15 N	12.24195	0	10.70236	0.004999993	0.2212488	0.004343974	0.219438
11/22/2019 11:16 N				0.004998918	0.2209196	0.004384525	0.2194968
11/22/2019 11:17 N				0.004999993	0.2233819	0.004422922	0.2196203
11/22/2019 11:18 N				0.004999993	0.2184078	0.00445891	0.2195708
11/22/2019 11:19 N				0.004999993	0.2216136	0.004492628	0.2197031
11/22/2019 11:20 N	12.29445	0	11.04727	0.004999993	0.2219006	0.00452424	0.2198251
11/22/2019 11:21 N				0.004994763	0.2249573	0.004553296	0.2200994
11/22/2019 11:22 N				0.004999984	0.2232988	0.004581125	0.2203714
11/22/2019 11:23 N				0.004999993	0.2231239	0.004607214	0.220571
11/22/2019 11:24 N				0.004999993	0.2242179	0.00463167	0.2207484
11/22/2019 11:25 N	12.3207	0	11.14548	0.004999993	0.2217889	0.004654598	0.2208802
11/22/2019 11:26 N				0.004999993	0.2230119	0.0046761	0.2209085
11/22/2019 11:27 N				0.004999993	0.2208486	0.004696591	0.220882
11/22/2019 11:28 N				0.004999993	0.2219787	0.004715467	0.2209467
11/22/2019 11:29 N				0.004999993	0.2200086	0.00473316	0.2208939
11/22/2019 11:30 N	12.22445	0	11.12094	0.004999993	0.2201002	0.004749751	0.22082
11/22/2019 11:31 N				0.004999993	0.2212812	0.004765306	0.2208699
11/22/2019 11:32 N				0.004999993	0.2249683	0.004780133	0.2210482
11/22/2019 11:33 N				0.004999993	0.2246282	0.004793783	0.2211997
11/22/2019 11:34 N				0.005000632	0.2224667	0.00480764	0.2213119
11/22/2019 11:35 N	12.3032	0	10.65292	0.004999999	0.2238372	0.004819582	0.2214669
11/22/2019 11:36 N				0.004999999	0.2205959	0.004830777	0.2214516
11/22/2019 11:37 N				0.004999999	0.2190917	0.004841273	0.2213627
11/22/2019 11:38 N				0.004999999	0.2216288	0.004851277	0.2212731
11/22/2019 11:39 N				0.004999999	0.2224734	0.004860495	0.221385
11/22/2019 11:40 N	12.14569	0	11.14548	0.004999999	0.2227726	0.004869137	0.2214342
11/22/2019 11:41 N				0.004999999	0.221651	0.004877239	0.2215069
11/22/2019 11:42 N				0.004999999	0.2244532	0.004884828	0.2215831
11/22/2019 11:43 N				0.004999999	0.2214774	0.004892066	0.2216099
11/22/2019 11:44 N				0.004999999	0.2202811	0.004898738	0.2215089
11/22/2019 11:45 N	12.1982	0	10.97354	0.004999999	0.2217867	0.004904991	0.2214049
11/22/2019 11:46 N				0.004999999	0.2215309	0.004910854	0.2213732
11/22/2019 11:47 N				0.004787325	0.2259628	0.004911934	0.2214903
11/22/2019 11:48 N				0.00499925	0.2191668	0.00491632	0.2215481
11/22/2019 11:49 N				0.004941915	0.2221976	0.004921513	0.2215293
11/22/2019 11:50 N	12.15444	0	11.19455	0.005016543	0.2180881	0.00492743	0.2212186
11/22/2019 11:51 N				0.005090605	0.2203447	0.004934055	0.2211097
11/22/2019 11:52 N				0.0050027	0.2236006	0.004939169	0.2212487
11/22/2019 11:53 N				0.005065612	0.2186023	0.004944002	0.2211337
11/22/2019 11:54 N				0.003252867	0.2235076	0.004924192	0.2210869
11/22/2019 11:55 N	12.20695	0	11.17001	0.005042181	0.2197196	0.004910948	0.2212388
11/22/2019 11:56 N				0.005011031	0.2175704	0.004917522	0.2210297
11/22/2019 11:57 N				0.00500002	0.2171218	0.004922603	0.2207592
11/22/2019 11:58 N				0.005010938	0.2169736	0.004928451	0.2205326
11/22/2019 11:59 N				0.005008087	0.2163788	0.004934994	0.220331
11/22/2019 12:00 N	12.20695	0	10.89969	0.005012194	0.2176783	0.004944381	0.2200897
11/22/2019 12:01 N				0.005126879	0.2149508	0.004954251	0.2198689
11/22/2019 12:02 N				0.005133987	0.2141511	0.004968907	0.219436
11/22/2019 12:03 N				0.005077329	0.2156658	0.004980336	0.219206
11/22/2019 12:04 N				0.005126962	0.21565	0.004994387	0.2189771
11/22/2019 12:05 N	12.3207	0	10.65292	0.005002465	0.2164633	0.004996782	0.2187976
11/22/2019 12:06 N				0.005379774	0.2160516	0.005014263	0.2187014
11/22/2019 12:07 N				0.005370085	0.2143067	0.005031624	0.2184666
11/22/2019 12:08 N				0.005092388	0.2164001	0.005040335	0.2183004
11/22/2019 12:09 N				0.005107195	0.2164956	0.005048417	0.2181806
11/22/2019 12:10 N	12.25945	0	11.04727	0.005094255	0.2150963	0.005050723	0.2180614
11/22/2019 12:11 N				0.005231747	0.2148826	0.005053921	0.2177817
11/22/2019 12:12 N				0.005110096	0.2129981	0.005060182	0.2174987
11/22/2019 12:13 N				0.005089039	0.2108627	0.005064982	0.2171447
11/22/2019 12:14 N				0.00542832	0.209718	0.005077161	0.2167214
11/22/2019 12:15 N	12.3032	0	10.89969	0.005176434	0.209917	0.005080984	0.2162851
11/22/2019 12:16 N				0.005425353	0.2088031	0.005089735	0.2158088
11/22/2019 12:17 N				0.005454367	0.2108607	0.005110888	0.2154221
11/22/2019 12:18 N				0.005251552	0.2090474	0.00511694	0.2150384
11/22/2019 12:19 N				0.005259824	0.2121558	0.005127828	0.2148087
11/22/2019 12:20 N	12.27695	0	10.55392	0.005523231	0.2100377	0.005142441	0.2145623
11/22/2019 12:21 N				0.005222642	0.2103053	0.005143272	0.2142657
11/22/2019 12:22 N				0.005297929	0.212007	0.005158802	0.2141303
11/22/2019 12:23 N				0.005566696	0.2144361	0.005179054	0.2140503
11/22/2019 12:24 N				0.005271764	0.2133396	0.00518399	0.2139772
11/22/2019 12:25 N	12.14569	0	10.97354	0.005538341	0.2132805	0.005199388	0.2139099
11/22/2019 12:26 N				0.005348198	0.2134301	0.005202021	0.2138676
11/22/2019 12:27 N				0.00519824	0.2135696	0.00520634	0.2138507
11/22/2019 12:28 N				0.005189755	0.2112811	0.005210572	0.2138247
11/22/2019 12:29 N				0.005102649	0.211232	0.005206948	0.2136523
11/22/2019 12:30 N	12.32945	0	10.50443	0.005252603	0.211286	0.005213345	0.2134074
11/22/2019 12:31 N				0.005401018	0.2108143	0.00522155	0.2132109
11/22/2019 12:32 N				0.005513031	0.2147742	0.005230396	0.2131727
11/22/2019 12:33 N				0.005504483	0.2100686	0.005243707	0.2130843
11/22/2019 12:34 N				0.005406803	0.2116544	0.005253189	0.2129782
11/22/2019 12:35 N	12.25945	0	10.50443	0.005656282	0.2132569	0.005267667	0.212998
11/22/2019 12:36 N				0.005355377	0.2118923	0.005277734	0.21297
11/22/2019 12:37 N				0.005398129	0.2114892	0.00528944	0.2128395
11/22/2019 12:38 N				0.005594037	0.2097595	0.005305445	0.2127362
11/22/2019 12:39 N				0.005616377	0.2084823	0.005314428	0.2125461
11/22/2019 12:40 N	12.22445	0	10.70236	0.005182691	0.2093153	0.005315047	0.2122699
11/22/2019 12:41 N				0.00546355	0.2069921	0.005329472	0.2120047
11/22/2019 12:42 N				0.005525558	0.2061789	0.005342137	0.2117018
11/22/2019 12:43 N				0.005505827	0.2093433	0.005353956	0.2114796
11/22/2019 12:44 N				0.005686019	0.2094249	0.005364833	0.2113483
11/22/2019 12:45 N	12.2332	0	10.52921	0.005455637	0.2084899	0.005373077	0.2111993
11/22/2019 12:46 N				0.005533715	0.207984	0.005387643	0.2110143
11/22/2019 12:47 N				0.005486484	0.2124891	0.005395632	0.2110386
11/22/2019 12:48 N				0.005633891	0.2112185	0.005412749	0.2110297
11/22/2019 12:49 N				0.005509515	0.208699	0.005418765	0.2109008
11/22/2019 12:50 N	12.3207	0	10.52921	0.005738506	0.2059261	0.005432383	0.2106048
11/22/2019 12:51 N				0.005687382	0.2066176	0.005445221	0.2103129
11/22/2019 12:52 N				0.00566615	0.2056173	0.005456043	0.2100008
11/22/2019 12:53 N				0.005413871	0.2070754	0.005462928	0.2097909
11/22/2019 12:54 N				0.005726161	0.2087663	0.005480263	0.2096681
11/22/2019 12:55 N	12.3032	0	10.72702	0.005293025	0.2059024	0.00548172	0.2095361

11/22/2019 12:56 N				0.00535798	0.2048503	0.005467781	0.2092536
11/22/2019 12:57 N				0.005625394	0.2053907	0.005474099	0.2089419
11/22/2019 12:58 N				0.005456881	0.2065589	0.005484109	0.2087662
11/22/2019 12:59 N				0.0054711	0.2075738	0.005490328	0.2085539
11/22/2019 13:00 N	12.22445	0	10.80112	0.005133827	0.2074531	0.005489047	0.2084625
11/22/2019 13:01 N				0.005102886	0.2242261	0.005466645	0.2094854
11/22/2019 13:02 N				0.005629148	0.2136387	0.005473047	0.2097383
11/22/2019 13:03 N				0.005661505	0.2093034	0.005457651	0.2097132
11/22/2019 13:04 N				0.005187943	0.2070519	0.005439695	0.2096786
11/22/2019 13:05 N	12.10194	0	11.02274	0.005540609	0.2070373	0.005448788	0.2094777
11/22/2019 13:06 N				0.005728474	0.2083606	0.005463229	0.2093067
11/22/2019 13:07 N				0.005685635	0.2082026	0.005479458	0.2092486
11/22/2019 13:08 N				0.005443186	0.2186927	0.005474292	0.2093295
11/22/2019 13:09 N				0.005772282	0.2135062	0.005488836	0.209777
11/22/2019 13:10 N	12.32945	0	10.65292	0.005674809	0.2947592	0.005502326	0.2115591
11/22/2019 13:11 N				0.005688956	0.2577242	0.005520331	0.2150081
11/22/2019 13:12 N				0.005769978	0.223891	0.005533136	0.2162583
11/22/2019 13:13 N				0.00586192	0.2155974	0.005554655	0.2162594
11/22/2019 13:14 N				0.005612708	0.2148086	0.005567147	0.2160455
11/22/2019 13:15 N	12.2332	0	10.85043	0.005567058	0.2135178	0.005562925	0.2160057
11/22/2019 13:16 N				0.005446451	0.2052722	0.005568528	0.2155342
11/22/2019 13:17 N				0.005494094	0.2080408	0.005564601	0.2150792
11/22/2019 13:18 N				0.005805754	0.2053995	0.005566091	0.2145532
11/22/2019 13:19 N				0.005525059	0.2070626	0.005565098	0.2140874
11/22/2019 13:20 N	12.1982	0	11.14548	0.005515005	0.2077684	0.005567313	0.2135895
11/22/2019 13:21 N				0.005845793	0.2060402	0.005571793	0.2132365
11/22/2019 13:22 N				0.005837835	0.2055526	0.005588064	0.2127044
11/22/2019 13:23 N				0.005804219	0.2089828	0.005601874	0.2123583
11/22/2019 13:24 N				0.005967319	0.2081811	0.005620257	0.2120859
11/22/2019 13:25 N	12.22445	0	10.89969	0.005837043	0.206665	0.005635258	0.2117475
11/22/2019 13:26 N				0.005796814	0.2092428	0.005639115	0.2116467
11/22/2019 13:27 N				0.00595622	0.2049482	0.005655155	0.2112969
11/22/2019 13:28 N				0.00588291	0.2081792	0.005672586	0.2109651
11/22/2019 13:29 N				0.005390029	0.2095321	0.005681972	0.2108486
11/22/2019 13:30 N	12.1982	0	11.12094	0.005910231	0.206648	0.005670945	0.210732
11/22/2019 13:31 N				0.005969573	0.2082359	0.005686784	0.2105463
11/22/2019 13:32 N				0.005999926	0.2059049	0.005706268	0.2102088
11/22/2019 13:33 N				0.005999992	0.2023379	0.005724839	0.2098507
11/22/2019 13:34 N				0.005683549	0.2003214	0.005706332	0.2093873
11/22/2019 13:35 N	12.22445	0	10.72702	0.005997649	0.2017861	0.005723532	0.2089129
11/22/2019 13:36 N				0.005999989	0.2005712	0.005741007	0.2084218
11/22/2019 13:37 N				0.00599953	0.2046038	0.005756053	0.2081402
11/22/2019 13:38 N				0.005999992	0.2066442	0.005771211	0.2080457
11/22/2019 13:39 N				0.005997213	0.2047457	0.005784589	0.2079347
11/22/2019 13:40 N	12.11944	0	11.21902	0.005986479	0.202806	0.005796876	0.20768
11/22/2019 13:41 N				0.00599996	0.2036338	0.005809275	0.2074282
11/22/2019 13:42 N				0.005999992	0.20455	0.005821109	0.2071901
11/22/2019 13:43 N				0.005999992	0.2022354	0.005832203	0.207023
11/22/2019 13:44 N				0.005999992	0.2029698	0.005842607	0.2067944
11/22/2019 13:45 N	12.2507	0	11.19455	0.005999992	0.2006629	0.00585252	0.206475
11/22/2019 13:46 N				0.005999992	0.2017867	0.005861652	0.2060733
11/22/2019 13:47 N				0.005999992	0.2014418	0.005870217	0.2057285
11/22/2019 13:48 N				0.005999992	0.2042647	0.005878248	0.2056102
11/22/2019 13:49 N				0.005999421	0.2022925	0.005884722	0.2055103
11/22/2019 13:50 N	12.08444	0	11.14548	0.005999992	0.2037749	0.005891968	0.2052565
11/22/2019 13:51 N				0.00599928	0.2087965	0.005896654	0.2053243
11/22/2019 13:52 N				0.004565364	0.2044629	0.00586782	0.2053285
11/22/2019 13:53 N				0.005910764	0.2049916	0.005849374	0.2053031
11/22/2019 13:54 N				0.005999796	0.2038072	0.005858703	0.2051798
11/22/2019 13:55 N	12.02319	0	11.04727	0.005917814	0.20395	0.005863082	0.2050728
11/22/2019 13:56 N				0.003532264	0.2073082	0.005832866	0.2051275
11/22/2019 13:57 N				0.005971242	0.2053435	0.005809603	0.2051213
11/22/2019 13:58 N				0.005998105	0.2024958	0.005820355	0.2050817
11/22/2019 13:59 N				0.00599281	0.2071199	0.005830414	0.205091
11/22/2019 14:00 N	12.11069	0	11.36594	0.005822921	0.2049826	0.005836535	0.2051597
11/22/2019 14:01 N				0.005976541	0.2082738	0.005844664	0.2052628
11/22/2019 14:02 N				0.005999941	0.2097484	0.005854286	0.2054993
11/22/2019 14:03 N				0.005995284	0.207574	0.005862236	0.2056299
11/22/2019 14:04 N				0.005999983	0.2107551	0.005870766	0.2059467
11/22/2019 14:05 N	12.15444	0	11.51248	0.005999992	0.212197	0.005878757	0.2062185
11/22/2019 14:06 N				0.005999992	0.2094826	0.005886377	0.2064357
11/22/2019 14:07 N				0.005933034	0.2049164	0.005871121	0.2064972
11/22/2019 14:08 N				0.005999845	0.2067676	0.00587909	0.2065463
11/22/2019 14:09 N				0.005999992	0.2044732	0.00588656	0.206364
11/22/2019 14:10 N	12.11069	0	11.34146	0.005999992	0.2051701	0.005893566	0.2062639
11/22/2019 14:11 N				0.005999992	0.2059702	0.005900136	0.2062485
11/22/2019 14:12 N				0.005999992	0.2103184	0.005906397	0.2064364
11/22/2019 14:13 N				0.005999992	0.2090729	0.005912167	0.2065793
11/22/2019 14:14 N				0.005999992	0.2072632	0.005917576	0.2066106
11/22/2019 14:15 N	12.10194	0	11.63437	0.005999992	0.2066155	0.005922647	0.2065646
11/22/2019 14:16 N				0.005999992	0.2050591	0.005927479	0.2065335
11/22/2019 14:17 N				0.005999992	0.2071958	0.005932005	0.206566
11/22/2019 14:18 N				0.005983131	0.2089542	0.005932941	0.2067924
11/22/2019 14:19 N				0.005035096	0.9667468	0.005859586	0.2343611
11/22/2019 14:20 N	11.95318	0	11.75601	0.005885445	0.2921997	0.005840332	0.2452389
11/22/2019 14:21 N				0.005933772	0.2880143	0.005796219	0.2487987
11/22/2019 14:22 N				0.006001875	0.2419298	0.005809939	0.2490741
11/22/2019 14:23 N				0.005999998	0.2680934	0.00582193	0.2492808
11/22/2019 14:24 N				0.006047825	0.2603965	0.005834078	0.2491344
11/22/2019 14:25 N	12.04944	0	11.7803	0.005922055	0.2441027	0.005836891	0.2488309
11/22/2019 14:26 N				0.006034706	0.2226911	0.005848269	0.247375
11/22/2019 14:27 N				0.006001019	0.221997	0.00585977	0.2459751
11/22/2019 14:28 N				0.006000414	0.219238	0.0058695	0.2442702
11/22/2019 14:29 N				0.006004704	0.2150457	0.005878787	0.2425804
11/22/2019 14:30 N	11.94443	0	11.41483	0.006007183	0.214877	0.005887361	0.2408712
11/22/2019 14:31 N				0.006061628	0.2118292	0.005899589	0.239155
11/22/2019 14:32 N				0.006132185	0.2152922	0.005912271	0.2376702
11/22/2019 14:33 N				0.006152675	0.2172297	0.005923094	0.2363732
11/22/2019 14:34 N				0.006437082	0.2095579	0.005943114	0.2349163
11/22/2019 14:35 N	12.17194	0	11.65872	0.006387204	0.2120638	0.005962896	0.2335078
11/22/2019 14:36 N				0.006309115	0.2102292	0.005983493	0.2321395
11/22/2019 14:37 N				0.006256336	0.2124661	0.006005893	0.2313109
11/22/2019 14:38 N				0.006302197	0.2105359	0.006032325	0.2299467
11/22/2019 14:39 N				0.006160964	0.2107664	0.006050572	0.2287143
11/22/2019 14:40 N	12.17194	0	11.51248	0.006588075	0.2094471	0.006075403	0.2275763
11/22/2019 14:41 N				0.006556004	0.2102614	0.006103016	0.2265455
11/22/2019 14:42 N				0.00617649	0.2095955	0.006116911	0.2254764
11/22/2019 14:43 N				0.006320964	0.2089895	0.006131097	0.2244149
11/22/2019 14:44 N				0.00623201	0.2097055	0.006142164	0.2235439
11/22/2019 14:45 N	12.13694	0	11.63437	0.006586198	0.2074581	0.006160109	0.2225452
11/22/2019 14:46 N				0.006342062	0.2083111	0.006180961	0.2217607
11/22/2019 14:47 N				0.006599803	0.2093424	0.006211551	0.2209306

11/22/2019 14:48 N				0.006684725	0.2071609	0.006239251	0.2201171
11/22/2019 14:49 N				0.006437944	0.2077675	0.00625542	0.2192618
11/22/2019 14:50 N	12.08444	0	11.7803	0.006389505	0.2068524	0.006282015	0.2184542
11/22/2019 14:51 N				0.006487842	0.2084641	0.006308417	0.2178612
11/22/2019 14:52 N				0.006294534	0.2090689	0.006319112	0.2172447
11/22/2019 14:53 N				0.006822227	0.2094387	0.006341249	0.2166725
11/22/2019 14:54 N				0.006500307	0.2076983	0.006355378	0.2161273
11/22/2019 14:55 N	12.04944	0	11.65872	0.006251656	0.211354	0.006368505	0.2156855
11/22/2019 14:56 N				0.006838556	0.206383	0.006391457	0.2152122
11/22/2019 14:57 N				0.006514237	0.2080978	0.006409907	0.2147736
11/22/2019 14:58 N				0.006512411	0.2114113	0.006418694	0.2144755
11/22/2019 14:59 N				0.006554312	0.2098987	0.00643333	0.2142341
11/22/2019 15:00 N	12.03194	0	11.63437	0.006874181	0.2055047	0.006455732	0.2137728
11/22/2019 15:01 N				0.00645759	0.20948	0.006467473	0.2133906
11/22/2019 15:02 N				0.006683711	0.2089288	0.006485439	0.213043
11/22/2019 15:03 N				0.006403505	0.2074618	0.006494674	0.2126589
11/22/2019 15:04 N				0.006775175	0.2087527	0.006502631	0.2124265
11/22/2019 15:05 N	12.15444	0	11.24356	0.006741636	0.2098845	0.006521761	0.212158
11/22/2019 15:06 N				0.006600792	0.2072013	0.00652569	0.2119092
11/22/2019 15:07 N				0.006657335	0.2071166	0.006535249	0.2116485
11/22/2019 15:08 N				0.006810192	0.2076191	0.006553487	0.2113975
11/22/2019 15:09 N				0.006867045	0.2066619	0.006573721	0.2111075
11/22/2019 15:10 N	12.09319	0	11.14548	0.006617759	0.2052449	0.006582957	0.2107297
11/22/2019 15:11 N				0.00679516	0.2055734	0.006595658	0.21039
11/22/2019 15:12 N				0.006857614	0.2033982	0.006605219	0.210027
11/22/2019 15:13 N				0.006804777	0.2030506	0.006617971	0.2096766
11/22/2019 15:14 N				0.006885165	0.2041612	0.00662791	0.2093879
11/22/2019 15:15 N	12.15444	0	11.24356	0.006807812	0.2029961	0.006633936	0.209078
11/22/2019 15:16 N				0.006793945	0.203696	0.006633502	0.2087692
11/22/2019 15:17 N				0.006804105	0.2073307	0.006640217	0.2086273
11/22/2019 15:18 N				0.006673507	0.2060255	0.006634044	0.2084591
11/22/2019 15:19 N				0.006543743	0.2058615	0.006629844	0.2083263
11/22/2019 15:20 N	12.07569	0	11.04727	0.006726618	0.2068456	0.006623924	0.2081647
11/22/2019 15:21 N				0.006730126	0.2061907	0.006629062	0.2080679
11/22/2019 15:22 N				0.006539103	0.2073884	0.00663479	0.2079919
11/22/2019 15:23 N				0.006675441	0.2073699	0.006639631	0.2079632
11/22/2019 15:24 N				0.006907621	0.2062855	0.006648228	0.2078203
11/22/2019 15:25 N	11.95318	0	11.19455	0.006733447	0.2053047	0.006655074	0.2076807
11/22/2019 15:26 N				0.006704108	0.2066341	0.006657257	0.2075174
11/22/2019 15:27 N				0.006815233	0.2079005	0.006664701	0.2075171
11/22/2019 15:28 N				0.00676644	0.2083437	0.006671591	0.2075388
11/22/2019 15:29 N				0.006555841	0.2072492	0.006663321	0.2076561
11/22/2019 15:30 N	11.97943	0	10.92429	0.0066103	0.2072223	0.006669104	0.2076148
11/22/2019 15:31 N				0.006357483	0.2144102	0.006662581	0.2076657
11/22/2019 15:32 N				0.006868932	0.2091405	0.006663271	0.2078632
11/22/2019 15:33 N				0.006255849	0.2153951	0.006666702	0.2081343
11/22/2019 15:34 N				0.006596088	0.208546	0.00666948	0.2082336
11/22/2019 15:35 N	11.97068	0	10.99814	0.006781209	0.2086116	0.006655734	0.2081997
11/22/2019 15:36 N				0.006746986	0.2087634	0.006661076	0.2082741
11/22/2019 15:37 N				0.006725408	0.2053694	0.006668132	0.2082149
11/22/2019 15:38 N				0.00689639	0.2087498	0.006673869	0.2081236
11/22/2019 15:39 N				0.006672677	0.2111562	0.006674745	0.2082177
11/22/2019 15:40 N	12.06694	0	11.26804	0.006736731	0.2114372	0.006677118	0.2083985
11/22/2019 15:41 N				0.006695345	0.2123238	0.006687382	0.2087626
11/22/2019 15:42 N				0.00684277	0.2086994	0.006696105	0.208773
11/22/2019 15:43 N				0.006835566	0.2125761	0.006694739	0.2089885
11/22/2019 15:44 N				0.006724663	0.2131199	0.006702899	0.2091409
11/22/2019 15:45 N	11.95318	0	11.34146	0.006764437	0.2091709	0.006705625	0.2092937
11/22/2019 15:46 N				0.006864581	0.2080417	0.006715288	0.2092262
11/22/2019 15:47 N				0.006691943	0.2097922	0.006710418	0.2093014
11/22/2019 15:48 N				0.006577189	0.2094866	0.006700433	0.2092525
11/22/2019 15:49 N				0.006494169	0.2113953	0.006690942	0.2092431
11/22/2019 15:50 N	11.94443	0	10.94894	0.006648337	0.2110739	0.006686528	0.2094229
11/22/2019 15:51 N				0.006765587	0.2102907	0.00668593	0.2094859
11/22/2019 15:52 N				0.006829903	0.2096317	0.006687235	0.2095724
11/22/2019 15:53 N				0.00638921	0.2085562	0.006682809	0.2095158
11/22/2019 15:54 N				0.006499252	0.210824	0.006679806	0.2095281
11/22/2019 15:55 N	11.99693	0	10.70236	0.006622507	0.2067348	0.006667542	0.2094593
11/22/2019 15:56 N				0.006371643	0.2069063	0.006654173	0.2092157
11/22/2019 15:57 N				0.006698392	0.2088381	0.006659568	0.209124
11/22/2019 15:58 N				0.006532681	0.2073421	0.006647432	0.2089911
11/22/2019 15:59 N				0.006610591	0.2060693	0.006640304	0.2089058
11/22/2019 16:00 N	11.92693	0	10.5787	0.006218147	0.2088706	0.006616388	0.2088659
11/22/2019 16:01 N				0.006377954	0.2088835	0.006598377	0.2089038
11/22/2019 16:02 N				0.006509084	0.2099883	0.006585139	0.2090297
11/22/2019 16:03 N				0.006739889	0.2089205	0.006578825	0.2090596
11/22/2019 16:04 N				0.006501487	0.2093885	0.006564291	0.2090688
11/22/2019 16:05 N	11.89193	0	11.02274	0.006167956	0.2084976	0.006547272	0.2089975
11/22/2019 16:06 N				0.006174973	0.2100643	0.00652486	0.2089461
11/22/2019 16:07 N				0.006354662	0.2140905	0.006516163	0.2092007
11/22/2019 16:08 N				0.006274142	0.2113876	0.006501028	0.2094177
11/22/2019 16:09 N				0.006427283	0.2113037	0.006485962	0.2094753
11/22/2019 16:10 N	12.11069	0	10.82578	0.006394814	0.2119592	0.006471786	0.2095684
11/22/2019 16:11 N				0.006545575	0.2096031	0.006466095	0.2096168
11/22/2019 16:12 N				0.006276231	0.206253	0.006457366	0.2094909
11/22/2019 16:13 N				0.006294988	0.2087522	0.006441261	0.2093838
11/22/2019 16:14 N				0.006282046	0.2087493	0.006425562	0.2093323
11/22/2019 16:15 N	11.90943	0	10.82578	0.006088182	0.210158	0.006409617	0.2092699
11/22/2019 16:16 N				0.006171077	0.2125593	0.006391495	0.2093846
11/22/2019 16:17 N				0.006007358	0.2084042	0.006370173	0.2094426
11/22/2019 16:18 N				0.006015582	0.2080231	0.006349808	0.2093284
11/22/2019 16:19 N				0.006107484	0.2087542	0.006332245	0.2092566
11/22/2019 16:20 N	11.98818	0	10.25607	0.006040856	0.2081842	0.006314673	0.2092471
11/22/2019 16:21 N				0.006157646	0.210168	0.006303559	0.2092637
11/22/2019 16:22 N				0.006034711	0.2074605	0.006294147	0.2092433
11/22/2019 16:23 N				0.00600732	0.2077822	0.006277849	0.2091133
11/22/2019 16:24 N				0.006110528	0.2100091	0.00626664	0.2091531
11/22/2019 16:25 N	11.90943	0	10.25607	0.00601382	0.2094323	0.006254165	0.2090701
11/22/2019 16:26 N				0.006000025	0.2076551	0.00623822	0.20909
11/22/2019 16:27 N				0.006039379	0.2092597	0.006226462	0.2091114
11/22/2019 16:28 N				0.006008573	0.2133135	0.006214383	0.2093477
11/22/2019 16:29 N				0.006011199	0.2081216	0.006202826	0.2092778
11/22/2019 16:30 N	11.96193	0	10.33066	0.006002141	0.208706	0.00619325	0.2092116
11/22/2019 16:31 N				0.006001825	0.2092209	0.006182167	0.2092405
11/22/2019 16:32 N				0.005999998	0.2116585	0.006170714	0.2093273
11/22/2019 16:33 N				0.006029315	0.2097285	0.006162136	0.2093722
11/22/2019 16:34 N				0.006068458	0.2089757	0.006157312	0.2093516
11/22/2019 16:35 N	11.99693	0	10.38034	0.006147483	0.2071068	0.006152711	0.2092328
11/22/2019 16:36 N				0.00600129	0.2068316	0.006144159	0.2090945
11/22/2019 16:37 N				0.005999997	0.2080702	0.00613508	0.2091362
11/22/2019 16:38 N				0.00600037	0.2087202	0.006127615	0.2091757
11/22/2019 16:39 N				0.006001325	0.2111043	0.006120632	0.2092557

11/22/2019 16:40	N	12.01444	0	10.38034	0.006000513	0.2069399	0.00611395	0.2091244
11/22/2019 16:41	N				0.006000511	0.2086228	0.006107814	0.2091419
11/22/2019 16:42	N				0.005999997	0.2115499	0.006101009	0.2093184
11/22/2019 16:43	N				0.006001711	0.211949	0.006095691	0.2095272
11/22/2019 16:44	N				0.006047828	0.212199	0.006090744	0.2095899
11/22/2019 16:45	N	12.12819	0	10.15646	0.00598326	0	0.006082837	0

APPENDIX E

PHOTOGRAPHIC LOG

Southwestern Portion Cap and Cover Areas

Southwestern Portion Cap and Cover Areas

Demarcation Fabric and Run of Bank Cover Material

Demarcation Fabric and Run of Bank Cover Material

Minimum 2 Foot Cover Verification

Minimum 2 Foot Cover Verification

Minimum 2 Foot Cover Verification

Minimum 2 Foot Cover Verification

Completed Cover System Southwest Portion of Site

Demarcation Fabric and Stone Rip-Rap Cover Over Basins

Demarcation Fabric and Stone Rip-Rap Cover Over Basins

Completed Basin Cover Systems

Demarcation Fabric and Rip-Rap Cover System
Northwestern Corner of Site

Demarcation Fabric and Rip-Rap Cover System
Northwestern Corner of Site

Demarcation Fabric and Rip-Rap Cover System
Northwestern Corner of Site

Demarcation Fabric and Rip-Rap Cover System
Northwestern Corner of Site

Completed Stone Rip-Rap Cover System

Demarcation Fabric and Run of Bank Cover System
Northwestern Corner of Site

Demarcation Fabric and Run of Bank Cover System

Minimum 2 Foot Cover Verification

Completed Cover System Northwest Corner of Site

Completed Cover System Northwest Corner of Site

Hydroseeding of Cover System

Hydroseeding of Cover System

APPENDIX F

IMPORTED MATERIALS DOCUMENTATION

RJ VALENTE GRAVEL Inc.
1 MADISON ST.SUITE 300
TROY NY 12180
518-279-1001

TO WHOM IT MAY CONCERN:

As per your request, please accept this correspondence as follows:
For the 125 Bath St. Project in Ballston Spa NY.

All imported materials to be delivered to the above referenced project, do not, to the best of our knowledge contain any known contamination from prior historical, industrial, commercial development or agricultural use prior to delivery.

The fill material originates from the following virgin sand and gravel pit:
Mackay Pit as designated by the NYS DEC at, George Thompson Rd. Mechanicville NY 12118.

Luther Forest Mine - Mine ID # 50049

STEPHEN A. VALENTE

AR0100 POMPA BROS. INC. PAGE 1

AGED TRIAL BALANCE OF ACCOUNTS RECEIVABLE AS OF 11/21/19

CHECK#	JOB#	INVOICE NUMBER	TYP	INVOICE DATE	INVOICE AMOUNT	BALANCE DUE	CURRENT AMOUNTS	OVER 30 DAYS	OVER 60 DAYS	OVER 90 DAYS
881 JJB 125 BATH LLC				17 SONJA LANE		BALLSTON SPA	DUE-300 RATE-.0200 L PAY- 0/00/00		518-281-3745	
	1	814643	REG	11/15/19	390.79	390.79	390.79			
	1	814650	REG	11/15/19	406.53	406.53	406.53			
	1	814651	REG	11/15/19	408.58	408.58	408.58			
	1	814652	REG	11/15/19	415.69	415.69	415.69			
	1	814653	REG	11/15/19	416.63	416.63	416.63			
	1	814660	REG	11/15/19	424.87	424.87	424.87			
	1	814661	REG	11/15/19	410.45	410.45	410.45			
	1	814668	REG	11/15/19	415.88	415.88	415.88			
	1	814669	REG	11/15/19	418.70	418.70	418.70			
	1	814673	REG	11/15/19	403.53	403.53	403.53			
	1	814674	REG	11/15/19	410.08	410.08	410.08			
	1	814678	REG	11/15/19	416.07	416.07	416.07			
CREDIT LIMIT	$0			TOTALS-	$4,937.80	$4,937.80	$4,937.80			
							100.00 %			

TOTAL TAX PAID
$323.03
REFUSED ST-124
12/4/19

11/22/19

Jim -
My Apologies
I was not able to invoice this as a charge - the price was requested on the tickets so a check could be cut that day - so they went thru as a co order. Your tickets are your invoices. Thank you
Please pay according to Balance $4937.80
to Pompa Bros Inc
5 Petrified Gardens Rd
Saratoga Springs, NY
12866

518-587-3043

(Kim) (GAIL)
INFO@POMPABROS.com

POMPA BROS. INC.

PHONE: 518-587-3043 FAX: 518-587-1208
www.pompabros.com

W/H: 1
5 Petrified Gardens Road
Saratoga Springs, NY 12866

CUSTOMER NUMBER: 881 CUSTOMER NAME: JJB 125 BATH LLC

JOB NO.: 1 JOB NAME: JJB 125 BATH LLC

P.O. NO.: JOB LOCATION: 125 BATH CAP & COVER

INSTRUCTIONS:

TICKET NO.: 814643

SHIP VIA: DELIVERED

DATE: 11/15/19

TIME: 7:07:20

CUST. NO.: 881

JOB NO.: 1

TRUCK NO.: 18

TRUCK NAME: POMPA 18

DRIVER NO.: RP

DRIVER NAME: RICK P

8:25 AM

ITEM NUMBER	QUANTITY	U.O.M.	DESCRIPTION
16	20.87	TON	FINE/LIGHT STONE FILL/620.02-3
			MAT/EQP PRICE- 14.50
			TRK/LBR PRICE- 3.00
			NET PRICE- 17.50

GROSS:	66,340	NET AMOUNT	365.23
TARE:	24,600	SALES TAX	25.56
NET:	41,740	TOTAL DUE	390.79
JOB ACC.:			

OUR TRUCKS ARE NOT PERMITTED BEYOND CURB, EXCEPT BY OWNER'S OR CUSTOMER'S AUTHORIZATION, AND I HEREBY ACCEPT ALL RESPONSIBILITY FOR RESULTING DAMAGES. TRUCK DRIVER-OWNER IS RESPONSIBLE FOR CARRYING A LEGAL TARPED LOAD AND NOTIFYING PLANT OPERATOR/WEIGHTMASTER OF TRUCK'S PERMITTED LOAD CAPACITY. DRIVER-OWNER ASSUMES TOTAL LIABILITY FOR THIS LOAD.

Thank You

X

DELIVER	F.O.B.	CHARGE	CASH	C.O.D.	RECEIVED BY AMT. PAID	CK#

POMPA BROS. INC.

PHONE: 518-587-3043 FAX: 518-587-1208
www.pompabros.com

W/H: 1
5 Petrified Gardens Road
Saratoga Springs, NY 12866

CUSTOMER NUMBER: 881 CUSTOMER NAME: JJB 125 BATH LLC

JOB NO.: 1 JOB NAME: JJB 125 BATH LLC

P.O. NO.: JOB LOCATION: 125 BATH CAP & COVER

INSTRUCTIONS:

TICKET NO.: 814650

SHIP VIA: DELIVERED

DATE: 11/15/19

TIME: 8:43:55

CUST. NO.: 881

JOB NO.: 1

TRUCK NO.: 19

TRUCK NAME: POMPA 19

DRIVER NO.: DF

DRIVER NAME: DAVE

ITEM NUMBER	QUANTITY	U.O.M.	DESCRIPTION
16	21.71	TON	FINE/LIGHT STONE FILL/620.02-3
			MAT/EQP PRICE- 14.50
			TRK/LBR PRICE- 3.00
			NET PRICE- 17.50

GROSS: 68,020

TARE: 24,600

NET: 43,420

JOB ACC.:

NET AMOUNT	379.93
SALES TAX	26.60
TOTAL DUE	406.53

OUR TRUCKS ARE NOT PERMITTED BEYOND CURB, EXCEPT BY OWNER'S OR CUSTOMER'S AUTHORIZATION, AND I HEREBY ACCEPT ALL RESPONSIBILITY FOR RESULTING DAMAGES. TRUCK DRIVER-OWNER IS RESPONSIBLE FOR CARRYING A LEGAL TARPED LOAD AND NOTIFYING PLANT OPERATOR/WEIGHTMASTER OF TRUCK'S PERMITTED LOAD CAPACITY. DRIVER-OWNER ASSUMES TOTAL LIABILITY FOR THIS LOAD.

Thank You

X

DELIVER	F.O.B.	CHARGE	CASH	C.O.D.	AMT. PAID	RECEIVED BY	CK#

R. J. VALENTE GRAVEL, INC.

1 MADISON ST SUITE 300
TROY, NY 12180
(518) 271-2200

R•J•VALENTE
COMPANIES

INVOICE 87631

PAGE 1

ACCOUNT NO. 10012

DATE 11/27/2019

SOLD TO JJB 125 BATH LLC
17 SONJA LANE
BALLSTON SPA , 12020 12020

TERMS Net 30 Days

125 BATH ST

Ticket	Date	P.O.	Order	Pit	Product	Qty		Rate	Amount	Fuel Charge	Tax	Total
994672	11/19/19		1	G	620.03 LIGHT STONE	36.53		17.00	621.01	0.00	43.47	664.48
Subtotal						36.53	Ton		$621.01	$0.00	$43.47	$664.48
994841	11/21/19		1	G	620.03 LIGHT STONE	21.69		17.00	368.73	0.00	25.81	394.54
Subtotal						21.69	Ton		$368.73	$0.00	$25.81	$394.54
659686	11/18/19		1	MAC	ROB SAND	168.00		8.25	1386.00	0.00	97.02	1,483.02
679917	11/18/19		1	MAC	ROB SAND	28.00		8.25	231.00	0.00	16.17	247.17
679918	11/18/19		1	MAC	ROB SAND	28.00		8.25	231.00	0.00	16.17	247.17
679919	11/18/19		1	MAC	ROB SAND	28.00		8.25	231.00	0.00	16.17	247.17
708710	11/18/19		1	MAC	ROB SAND	168.00		8.25	1386.00	0.00	97.02	1,483.02
Subtotal						420.00	CY		$3,465.00	$0.00	$242.55	$3,707.55
658328	11/20/19		1	MAC	ROB SAND	28.00		8.25	231.00	0.00	16.17	247.17
659690	11/20/19		1	MAC	ROB SAND	112.00		8.25	924.00	0.00	64.68	988.68
675870	11/20/19		1	MAC	ROB SAND	84.00		8.25	693.00	0.00	48.51	741.51
Subtotal						224.00	CY		$1,848.00	$0.00	$129.36	$1,977.36
658330	11/21/19		1	MAC	ROB SAND	224.00		8.25	1848.00	0.00	129.36	1,977.36
658508	11/21/19		1	MAC	ROB SAND	168.00		8.25	1386.00	0.00	97.02	1,483.02
707757	11/21/19		1	MAC	ROB SAND	140.00		8.25	1155.00	0.00	80.85	1,235.85
Subtotal						532.00	CY		$4,389.00	$0.00	$307.23	$4,696.23
658331	11/22/19		1	MAC	ROB SAND	112.00		8.25	924.00	0.00	64.68	988.68
658509	11/22/19		1	MAC	ROB SAND	84.00		8.25	693.00	0.00	48.51	741.51
659697	11/22/19		1	MAC	ROB SAND	84.00		8.25	693.00	0.00	48.51	741.51
7077591	11/22/19		1	MAC	ROB SAND	112.00		8.25	924.00	0.00	64.68	988.68
Subtotal						392.00	CY		$3,234.00	$0.00	$226.38	$3,460.38
658332	11/22/19		1	MAC	SANDY LOAM	84.00		12.00	1008.00	0.00	70.56	1,078.56
658510	11/22/19		1	MAC	SANDY LOAM	84.00		12.00	1008.00	0.00	70.56	1,078.56
659698	11/22/19		1	MAC	SANDY LOAM	84.00		12.00	1008.00	0.00	70.56	1,078.56
707759	11/22/19		1	MAC	SANDY LOAM	56.00		12.00	672.00	0.00	47.04	719.04

R. J. VALENTE GRAVEL, INC.

1 MADISON ST SUITE 300
TROY, NY 12180
(518) 271-2200

R•J•VALENTE
COMPANIES

INVOICE 87631

PAGE 2

ACCOUNT NO. 10012

DATE 11/27/2019

SOLD TO JJB 125 BATH LLC
17 SONJA LANE
BALLSTON SPA , 12020 12020

TERMS Net 30 Days

125 BATH ST

Ticket	Date	P.O.	Order	Pit	Product	Qty		Rate	Amount	Fuel Charge	Tax	Total
Subtotal						308.00	CY		$3,696.00	$0.00	$258.72	$3,954.72
659687	11/19/19		1	PAL	620.03 LIGHT STONE	65.98		17.00	1121.66	0.00	78.52	1,200.18
708711	11/19/19		1	PAL	620.03 LIGHT STONE	73.50		17.00	1249.50	0.00	87.47	1,336.97
Subtotal						139.48	Ton		$2,371.16	$0.00	$165.99	$2,537.15
658329	11/20/19		1	PAL	620.03 LIGHT STONE	145.22		17.00	2468.74	0.00	172.81	2,641.55
Subtotal						145.22	Ton		$2,468.74	$0.00	$172.81	$2,641.55
Invoice Total						2,216.92	***		$22,461.64	$0.00	$1572.32	$24,033.96

Total Invoice ----- > $24,033.96

IF YOU WOULD PREFER TO RECIEVE INV'S VIA EMAIL
SEND EMAIL TO DANIELLA@RJVALENTE.COM THANKS

*1½% INTEREST PER MONTH (18% PER ANNUM) WILL BE CHARGED ON UNPAID BALANCES OVER 30 DAYS

PAID w/ CK # 1058
12/9/19

R. J. VALENTE GRAVEL, INC.

1 MADISON ST SUITE 300
TROY, NY 12180
(518) 271-2200

R•J•VALENTE
COMPANIES

INVOICE 87522

PAGE 1

ACCOUNT NO. 10012

DATE 11/20/2019

SOLD TO JJB 125 BATH LLC
17 SONJA LANE
BALLSTON SPA , 12020 12020

TERMS Net 30 Days

125 BATH ST

Ticket	Date	P.O.	Order	Pit	Product	Qty	Rate	Amount	Fuel Charge	Tax	Total
659679	11/15/19		1	MAC	ROB SAND	56.00	8.25	462.00	0.00	32.34	494.34
708706	11/15/19		1	MAC	ROB SAND	28.00	8.25	231.00	0.00	16.17	247.17
708757	11/15/19		1	MAC	ROB SAND	18.00	8.25	148.50	0.00	10.40	158.90
Subtotal						102.00 CY		$841.50	$0.00	$58.91	$900.41
Invoice Total						102.00 ***		$841.50	$0.00	$58.91	$900.41

Total Invoice ----- > $900.41

IF YOU WOULD PREFER TO RECIEVE INV'S VIA EMAIL
SEND EMAIL TO DANIELLA@RJVALENTE.COM THANKS

*1½% INTEREST PER MONTH (18% PER ANNUM) WILL BE CHARGED ON UNPAID BALANCES OVER 30 DAYS

PAID w/ck #1058
12/9/19

APPENDIX G

ANALYTICAL DATA

DATA USABILITY SUMMARY REPORT (DUSR)
SEMI-VOLATILE ORGANIC COMPOUNDS
USEPA Region II –Data Validation

Site: Angelic Textile Services	SDG #: GCE61964
Laboratory: Phoenix Environmental Laboratories, Inc.	Date: 12/3/19
KGS Reviewer: Sherri Pullar	Project: 3020

Client Sample ID	Lab Sample ID	Collection Date	Analysis	Matrix
COMP-1	CE61964	11/15/2019	SVOC	Soil

Summary - Data validation was performed on the data for one (1) soil sample that was collected from Angelic Textile Services, 125 Bath St., Ballston Spa, NY on 11/15/2019 and submitted for Semi-Volatile Organic (SVOC) analyses by SW846 Method 8270. All sample results in this SDG were subjected to Level 4 data validation.

Narrative and Completeness Review – The case narrative and data package were checked for completeness. No discrepancies were noted.

Sample Delivery and Condition – All samples arrived at the laboratory on 11/15/2019 in acceptable condition and temperature and were properly preserved. Proper custody was documented.

Qualification: None required.

Holding Times –All samples were extracted within 14 days from sample collection and analyzed within the 40 days following sample extraction.

Qualification: None required.

GC/MS Tuning - All DFTPP tunes in the initial and continuing calibrations met the percent relative abundance criteria.

Qualification: None required.

Initial Calibration – Initial calibration curve analyzed on 11/08/2019 (CHEM19) exhibited acceptable %RSDs and average RRF values for compounds listed in Table 2 in SOP HW-35A.

Qualification: None required.

Continuing Calibration Verification (CCV) – The %D for the CCVs analyzed and reported with these samples on 11/16/2019 were within acceptance limits listed in Table 2 in SOP HW-35A with the exception of 2-nitrophenol (20.7%) and 2,4,5-trichlorophenol (21.2%).

Qualification: Non-detect results for 2-nitrophenol and 2,4,5-trichlorophenol were qualified as estimated (UJ) in sample Comp-1.

Surrogates –Surrogate %R values were within the QC acceptance limits.

Qualification: None required.

Internal Standard (IS) Area Performance – Samples exhibited acceptable area count for the six internal standards.

Qualification: None required.

Method Blank (MB) – The method blanks prepared and analyzed with these samples were free of contamination.

Qualification: None required.

Storage Blank (SB), Trip Blank (TB), Field Blank (FB), Rinsate Blank (RB) and Equipment Blank (EB) – No field blanks were submitted with this SDG.

Qualification: None required.

Field Duplicate – A field duplicate pair was not submitted in this SDG.

Qualification: None required.

Matrix Spike (MS)/Matrix Spike Duplicate (MSD) – Matrix Spike (MS)/ Matrix Spike Duplicate (MSD) were performed on sample COMP-1 (CE61964). %RECs/RPDs were within the laboratory control limits with the exception of benzoic acid (2% and 0% %R), 2,4-Dinitrophenol (6% and 3% %R and 65.1% RPD), and 4,6-Dinitro-2-methylphenol (23% and 15% %R; 42.1% RPD).

Qualification: Non-detect results for benzoic acid, 2,4-dinitrophenol, and 4,6-dinitro-2-methylphenol were qualified as estimated (UJ) in sample COMP-1.

Target Compound Identification – All Relative Retention Times (RRTs) of the reported compounds were within ± 0.06 RRT units of the standard (opening CCV).

– Sample compound spectra were compared against the laboratory standard spectra.

– No QC deviations were observed.

Compound Quantitation and Reported Detection Limits – All sample results were reported within the linear calibration range.

Qualification: None required.

– %Solids for all soil samples in this SDG were >50%.

Qualification: None required.

Manual Calculation

$$Cx = \frac{(Ax)(IS)(VE)(DF)}{(Ais)(RRF)(\text{Volume injected, } \mu L)(V)(\%Solids)}$$

Cx = concentration of analyte as ug/kg
Ax = Area of the characteristic ion for the compound to be measured, counts.
Ais = Area of the characteristic ion for the specific internal standard, counts.
IS = Concentration of the internal standard spiking mixture, ng
RRF= Mean relative response factor from the initial calibration.
DF = Dilution factor calculated. If no dilution is performed, DF= 1
V= Volume for liquids in ml, weight for soils/solids in grams.
VE= final volume of concentrated extract

Sample: LCS CE61964

Naphthalene

Sample weight= 15.00g
Volume purged=1.0ml
DF = 1

$$\text{Concentration } (\mu g/kg)\ (dry) = \frac{660343 \times 40 \times 1 \times 1000}{952904 \times 0.959 \times 15.00} = 1927.0\ \mu g/kg$$

Compound	Laboratory (µg/kg)	Validation (µg/kg)	%D
Naphthalene	1928	1928	0.0

Data Review Summary – The SVOC results reported in this SDG are acceptable as reported and may be used for their intended purpose.
– Semivolatile data package meet requirement for New York State Department of Environmental Conservation (NYSDEC) Analytical Services Protocol (ASP) Category B Deliverables.
– Validation qualifiers (if required) were entered into the EDD and a summary of the data are listed in the Data Summary Table for SDG: GCE61964 at the end of the data validation report.

DATA USABILITY SUMMARY REPORT (DUSR)
VOLATILE ORGANIC COMPOUNDS
USEPA Region II –Data Validation

Site: Angelic Textile Services	SDG #: GCE61964
Laboratory: Phoenix Environmental Laboratories, Inc.	Date: 12/3/19
KGS Reviewer: Sherri Pullar	Project: 3020

Client Sample ID	Lab Sample ID	Collection Date	Analysis	Matrix
GRAB-1	CE61965	11/15/2019	VOC	Soil

Summary - Data validation was performed on the data for one (1) soil sample that was collected from Angelic Textile Services, 125 Bath St., Ballston Spa, NY on 11/15/2019 and submitted for Volatile Organic (VOC) analyses by SW846 Method 8260C. All sample results in this SDG were subjected to Level 4 data validation.

Narrative and Completeness Review – The case narrative and data package were checked for completeness. No discrepancies were noted.

Sample Delivery and Condition – All samples arrived at the laboratory on 11/15/2019 in acceptable condition and temperature and were properly preserved. Proper custody was documented.

Qualification: None required.

Holding Times –All samples were analyzed within the 14-day holding time required for soil samples.

Qualification: None required.

GC/MS Tuning - All BFB tunes in the initial and continuing calibrations met the percent relative abundance criteria.

Qualification: None required.

Initial Calibration - Initial calibration curve analyzed on 11/11/2019 (CHEM31) exhibited acceptable %RSDs and average RRF values for compounds listed in Table 2 in SOP HW-33A with the exception of dibromochloromethane (21.1%), bromoform (25.3%), 1,2-dibromo-3-chloropropane (23.1%), and naphthalene (26.8%).

Qualification: Non-detect results for dibromochloromethane, bromoform, 1,2-dibromo-3-chloropropane, and naphthalene were qualified as estimated (UJ) in samples GRAB-1.

Continuing Calibration Verification (CCV) - The %D for the CCVs analyzed and reported with these samples on 11/15-16/2019 were within acceptance limits for all target VOCs.

Qualification: None required.

Surrogates –Surrogate percent recoveries were within the control limits.

Qualification: None required.

Internal Standard (IS) Area Performance – Samples exhibited acceptable area counts for all internal standards.

Qualification: None required.

MS/MSD – Sample GRAB-1 (Lab Sample ID: CE61965) was spiked and analyzed as MS/MSD samples. Percent recovery and RPD were within QC limits with the exception of chloroethane (60% and 51% %R), acetone (25% and 48% %R; 63.0% RPD), 1,4-dichlorobenzene (68% %R), 1,2,4-trichlorobenzene (65% %R), naphthalene (65% %R), and 1,2,3-trichlorobenzene (69% and 64% %R).

Qualification: Non-detect results for 1,4-dichlorobenzene, 1,2,4-trichlorobenzene, chloroethane, 1,2,3-trichlorobenzene, and naphthalene were qualified estimated (UJ) and the result for acetone was qualified as estimated bias low (J-) in sample GRAB-1.

Method Blank – The method blanks prepared and analyzed with these samples were free of contamination.

Qualification: None required.

Field Blanks – No trip blanks were submitted in this SDG.

Qualification: None required.

Field Duplicate – A field duplicate pair was not submitted in this SDG.

Qualification: None required.

Target Compound Identification – All Relative Retention Times (RRTs) of the reported compounds were within ± 0.06 RRT units of the standard (opening CCV).

Qualification: None required.

– Sample compound spectra were compared against the laboratory standard spectra.

Qualification: None required.

Compound Quantitation –Analyte non-detections were reported as "U"; these results should be considered the equivalent of "PQL U." Analyte detections below the PQL were reported as J qualified results. These J qualifiers were retained unless superseded by a more severe qualifier.

Qualification: None required.

- All sample results were reported within the linear calibration range.
- %Solids for all soil samples in this SDG were >50%.

Qualification: None required.

Manual Calculation

$$Cx = \frac{(Ax)(IS)(DF)}{(Ais)(RRF)(V)(\%Solids)}$$

Cx = concentration of analyte as ug/kg
Ax = Area of the characteristic ion for the compound to be measured, counts.
Ais = Area of the characteristic ion for the specific internal standard, counts.
IS = Concentration of the internal standard spiking mixture, ng

RRF= Mean relative response factor from the initial calibration.
DF = Dilution factor calculated. If no dilution is performed, DF= 1
V= Volume for liquids in ml, weight for soils/solids in grams.

CE61965 LCS

Acetone

Sample weight= 5.00g
Volume purged=5.0ml
DF = 1

$$\text{Concentration } (\mu g/kg)\ (dry) = \frac{16880 \times 50 \times 1 \times 5.0}{293382 \times 0.086 \times 5.0} = 33.45\ \mu g/kg$$

Compound	Laboratory (µg/kg)	Validation (µg/kg)	%D
Acetone	33	33	0.0

Data Review Summary –VOC results reported in this SDG are acceptable as reported and may be used for their intended purpose.
– Volatile soil data package meets the requirement for New York State Department of Environmental Conservation (NYSDEC) Analytical Services Protocol (ASP) Category B Deliverables.
– Validation qualifiers (if required) were entered into the EDD and a summary of the data are listed in the Data Summary Table for SDG: GCE61964 at the end of the data validation report.

DATA USABILITY SUMMARY REPORT (DUSR)
POLYCHLORINATED BIPHENYLIS (PCBs)
USEPA Region II –Data Validation

Site: Angelic Textile Services	SDG #: GCE61964
Laboratory: Phoenix Environmental Laboratories, Inc.	Date: 12/3/19
KGS Reviewer: Sherri Pullar	Project: 3020

Client Sample ID	Lab Sample ID	Collection Date	Analysis	Matrix
COMP-1	CE61964	11/15/2019	PCB	Soil

Summary - Data validation was performed on the data for one (1) soil sample that was collected from Angelic Textile Services, 125 Bath St., Ballston Spa, NY on 11/15/2019 and submitted for PCBs by SW-846 Method 8082 in accordance with NYSDEC, Analytical Services Protocol (ASP) Format.

Narrative and Completeness Review – The case narrative and data package were checked for completeness. No discrepancies were noted.

Sample Delivery and Condition – All samples arrived at the laboratory on 11/15/2019 in acceptable condition and temperature and were properly preserved. Proper custody was documented.

Qualification: None required.

Holding Times – All samples were extracted within 14 days from sample collection and analyzed within the 40 days following sample extraction.

Qualification: None required.

Initial Calibration – Initial calibration curve analyzed on 11/07/2019 (ECD24) exhibited acceptable %RSD on both columns.

Qualification: None required.

Continuing Calibration Verification (CCV) – All CCVs analyzed on 11/18/2019 exhibited acceptable %Ds for all compounds.

Qualification: None required.

Surrogates – All surrogates %RECs values for all soil samples were within the laboratory control limits.

Qualification: None required.

Method Blank (MB), Storage Blank (SB), Trip Blank (TB), Field Blank (FB), Rinsate Blank (RB) and Equipment Blank (EB) – Method Blank (CE61964 BL) associated with the soil samples extracted on 11/15/2019 and analyzed on 11/18/2019 was free of contamination.

Qualification: None required.

Laboratory Control Sample (LCS)/ Laboratory Control Sample Duplicate (LCSD) – Laboratory Control Sample associated with ID: CE61964 were analyzed on 11/18/2019. All %RECs were within the laboratory control limits.

Qualification: None required.

Field Duplicate –A field duplicate pair was not submitted in this SDG.

Qualification: None required.

Matrix Spike (MS)/ Matrix Spike Duplicate (MSD) – Matrix Spike (MS)/ Matrix Spike Duplicate (MSD) were performed on sample COMP-1 (CE61964). All %REC/RPDs were within the laboratory control limits.

Qualification: None required.

Compound Quantitation, Compound Identification and Reported Detection Limits – All sample results were reported within the linear calibration range.

Qualification: None required.

– %Solids for soil samples in this SDG were >50%.

Qualification: None required.

Manual Calculation

CE61964 LCS

Aroclor-1016

On Column concentration (B)= 511.876ng
Sample weight= 15.0g
DF= 10
Vi= 5ml
%Solids= 100%

$$\text{Concentration } (\mu g/kg)\ (dry) = \frac{511.876ng \times 10ml \times 5}{15.0g} = 1706.25\mu g/kg$$

Compound	Laboratory (µg/kg)	Validation (µg/kg)	%D
Aroclor-1016	1710	1710	0.0

Data Review Summary – The PCBs results reported in this SDG are acceptable as reported and may be used for their intended purpose.
– PCBs data package meet requirement for New York State Department of Environmental Conservation (NYSDEC) Analytical Services Protocol (ASP) Category B Deliverables.
– Validation qualifiers (if required) were entered into the EDD and a summary of the data are listed in the Data Summary Table for SDG: GCE61964 at the end of the data validation report.

DATA USABILITY SUMMARY REPORT (DUSR)
PESTICIDES
USEPA Region II –Data Validation

Site: Angelic Textile Services	SDG #: GCE61964
Laboratory: Phoenix Environmental Laboratories, Inc.	Date: 12/3/19
KGS Reviewer: Sherri Pullar	Project: 3020

Client Sample ID	Lab Sample ID	Collection Date	Analysis	Matrix
COMP-1	CE61964	11/15/2019	Pesticides	Soil

Summary - Data validation was performed on the data for one (1) soil sample that was collected from Angelic Textile Services, 125 Bath St., Ballston Spa, NY on 11/15/2019 and submitted for Pesticides by SW-846 Method 8081 in accordance with NYSDEC, Analytical Services Protocol (ASP) Format.

Narrative and Completeness Review – The case narrative and data package were checked for completeness. No discrepancies were noted.

Sample Delivery and Condition – All samples arrived at the laboratory on 11/15/2019 in acceptable condition and temperature and were properly preserved. Proper custody was documented.

Qualification: None required.

Holding Times – All samples were extracted within 14 days from sample collection and analyzed within the 40 days following sample extraction.

Qualification: None required.

GC/ECD Instrument Performance Check – 4,4'-DDT and Endrin breakdown exhibited acceptable results.

Qualification: None required.

Initial Calibration – Initial calibration curve analyzed on 11/15/2019 (ECD35) exhibited acceptable %RSD on both columns.

Qualification: None required.

Continuing Calibration Verification (CCV) – All CCVs analyzed on 11/18/2019 exhibited acceptable %Ds for all compounds on reporting column.

Qualification: None required.

Surrogates – All surrogates %RECs values for all soil samples were within the laboratory control limits.

Qualification: None required.

Method Blank (MB), Storage Blank (SB), Trip Blank (TB), Field Blank (FB), Rinsate Blank (RB) and Equipment Blank (EB) – Method Blank (CE61964 BL) associated with the soil samples extracted on 11/15/2019 and analyzed on 11/18/2019 was free of contamination.

Qualification: None required.

Laboratory Control Sample (LCS)/ Laboratory Control Sample Duplicate (LCSD) – Laboratory Control Sample associated with ID: CE61964 LCS was analyzed on 11/18/2019. All %RECs/RPDs were within the laboratory control limits.

Qualification: None required.

Field Duplicate – A field duplicate pair was not submitted in this SDG.

Qualification: None required.

Matrix Spike (MS)/ Matrix Spike Duplicate (MSD) – Matrix Spike (MS)/ Matrix Spike Duplicate (MSD) were performed on sample COMP-1 (CE61964). %RECs/RPDs were within the laboratory control limits.

Qualification: None required.

Compound Quantitation, Compound Identification and Reported Detection Limits – All sample results were reported within the linear calibration range.

Qualification: None required.

– %Solids for all soil samples in this SDG were >50%.

Qualification: None required.

–Sample confirmation %D for all samples was <40%.

Qualification: None required.

Manual Calculation

CE61964 LCS

Alpha-BHC

On Column concentration (A) = 40.6056ng
Sample Weight= 15.0g
DF = 2
Vi= 5ml

$$\text{Concentration } (\mu g/L) = \frac{40.6056ng \times 5ml \times 2}{15.00g} = 27.07\mu g/L$$

Compound	Laboratory (µg/kg)	Validation (µg/kg)	%D
Alpha-Chlordane	27.1	27.1	0.0

Data Review Summary – The pesticide results reported in this SDG are acceptable as reported and may be used for their intended purpose.
– Pesticides data package meet requirement for New York State Department of Environmental Conservation (NYSDEC) Analytical Services Protocol (ASP) Category B Deliverables.
– Validation qualifiers (if required) were entered into the EDD and a summary of the data are listed in the Data Summary Table for SDG: GCE61964 at the end of the data validation report.

DATA USABILITY SUMMARY REPORT (DUSR)
HERBICIDES
USEPA Region II –Data Validation

Site: Angelic Textile Services	SDG #: GCE61964
Laboratory: Phoenix Environmental Laboratories, Inc.	Date: 12/3/19
KGS Reviewer: Sherri Pullar	Project: 3020

Client Sample ID	Lab Sample ID	Collection Date	Analysis	Matrix
COMP-1	CE61964	11/15/2019	Herbicides	Soil

Summary - Data validation was performed on the data for one (1) soil sample that was collected from Angelic Textile Services, 125 Bath St., Ballston Spa, NY on 11/15/2019 and submitted for Herbicides by SW-846 Method 8151A in accordance with NYSDEC, Analytical Services Protocol (ASP) Format.

Narrative and Completeness Review – The case narrative and data package were checked for completeness. No discrepancies were noted.

Sample Delivery and Condition – All samples arrived at the laboratory on 11/15/2019 in acceptable condition and temperature and were properly preserved. Proper custody was documented.

Qualification: None required.

Holding Times – All samples were extracted within 14 days from sample collection and analyzed within the 40 days following sample extraction.

Qualification: None required.

Initial Calibration – Initial calibration curve analyzed on 11/12/2019 (ECD12) exhibited acceptable %RSD on both columns.

Qualification: None required.

Continuing Calibration Verification (CCV) – All CCVs analyzed on 11/18/2019 exhibited acceptable %Ds for all compounds on reporting column.

Qualification: None required.

Surrogates – All surrogates %RECs values for all soil samples were within the laboratory control limits.

Qualification: None required.

Method Blank (MB), Storage Blank (SB), Trip Blank (TB), Field Blank (FB), Rinsate Blank (RB) and Equipment Blank (EB) – Method Blank (CE61964 BL) associated with the soil samples extracted on 11/15/2019 and analyzed on 11/17/2019 contained dalapon (0.462 µg/Kg).

The result for dalapon was non-detect in the field sample.

Qualification: None required.

Laboratory Control Sample (LCS)/ Laboratory Control Sample Duplicate (LCSD) – Laboratory Control Sample associated with ID: CE61964 LCS was analyzed on 11/17/2019. All %RECs/RPDs were within the laboratory control limits.

Qualification: None required.

Field Duplicate – A field duplicate pair was not submitted in this SDG.

Qualification: None required.

Matrix Spike (MS)/ Matrix Spike Duplicate (MSD) – Matrix Spike (MS)/ Matrix Spike Duplicate (MSD) were performed on sample COMP-1 (CE61964). %RECs/RPDs were within the laboratory control limits.

Qualification: None required.

Compound Quantitation, Compound Identification and Reported Detection Limits – All sample results were reported within the linear calibration range.

Qualification: None required.

– %Solids for all soil samples in this SDG were >50%.

Qualification: None required.

–Sample confirmation %D for all samples was <40%.

Qualification: None required.

Manual Calculation

CE61964 LCS

2,4,5-T

On Column concentration (B) = 76.7017ng
Sample Weight= 30g
DF = 10
Vi= 5ml

$$\text{Concentration } (\mu g/L) = \frac{76.7017ng \times 10ml \times 5}{30g} = 127.84\mu g/Kg$$

Compound	Laboratory (µg/kg)	Validation (µg/kg)	%D
2,4,5-T	128	128	0.0

Data Review Summary – The herbicide results reported in this SDG are acceptable as reported and may be used for their intended purpose.
– Herbicides data package meet requirement for New York State Department of Environmental Conservation (NYSDEC) Analytical Services Protocol (ASP) Category B Deliverables.
– Validation qualifiers (if required) were entered into the EDD and a summary of the data are listed in the Data Summary Table for SDG: GCE61964 at the end of the data validation report.

DATA USABILITY SUMMARY REPORT (DUSR)
TRACE METALS
USEPA Region II –Data Validation

Site: Angelic Textile Services	SDG #: GCE61964
Laboratory: Phoenix Environmental Laboratories, Inc.	Date: 12/3/19
KGS Reviewer: Sherri Pullar	Project: 3020

Client Sample ID	Lab Sample ID	Collection Date	Analysis	Matrix
COMP-1	CE61964	11/15/2019	Metals	Soil

Summary - Data validation was performed on the data for one (1) soil sample that was collected from Angelic Textile Services, 125 Bath St., Ballston Spa, NY on 11/15/2019 and submitted for the following analyses:

1.1 Trace Metals-ICP-AES by SW-846 Method 6010C.
1.2 Mercury by SW-846 Method 7471A.

Narrative and Completeness Review – The case narrative and data package were checked for completeness. No discrepancies were noted.

Sample Delivery and Condition – All samples arrived at the laboratory on 11/15/2019 in acceptable condition and temperature and were properly preserved. Proper custody was documented.

Qualification: None required.

Holding Times – All soil samples were analyzed within the 6 months holding times for Trace Metals analysis by ICP-AES.

Qualification: None required.

– All soil samples were digested and analyzed within the 28 days holding times for Mercury analysis.

Qualification: None required.

Initial and Continuing Calibration Verification (ICV and CCV) – ICP-AES – All %RECs in the ICV and CCVs were within QC limits.

Qualification: None required.

Mercury – All correlation coefficient for Mercury calibration curve analyzed were ≤0.995.

Qualification: None required.

– All ICVs and CCVs %REC values were within the QC limits.

Qualification: None required.

CRQL Check Standard (CRI) –CRI analyzed %RECs were within the control limits.

Qualification: None required.

ICP-AES Interference Check Sample – All %REC values were within the QC limits for ICSA and ICSAB.

Qualification: None required.

Blanks (Method Blank, ICB and CCB) – ICP-AES Method Blank-Soil (CE61964 BLK) digested on 11/15/2019 was free of contamination.

Qualification: None required.

– ICB and CCBs associated with the field samples were free of contamination.

Qualification: None required.

– Mercury – All ICB and CCBs were free of contamination.

Qualification: None required.

– Method Blank (CE61964 BLK) digested on 11/18/2019 was free of contamination.

Qualification: None required.

Field Blank (FB) and Equipment Blank (EB) – Field Blanks were not submitted with this SDG.

Qualification: None required.

Laboratory Control Sample (LCS)/ Laboratory Control Sample Duplicate (LCSD) – ICP-AES and Mercury – Laboratory Control Sample %RECs were within the laboratory control limits.

Qualification: None required.

Field Duplicate – A field duplicate pair was not submitted in this SDG.

Qualification: None required.

Matrix Spike (MS)/ Matrix Spike Duplicate (MSD) –Mercury and ICP-AES – Matrix Spike (MS) was performed on sample COMP-1 (GCE61964). %RECs were within the laboratory control limits with the exception of barium (130%), potassium (373%), manganese (145%), and sodium (131%).

Qualification: Results for barium, potassium, manganese, and sodium were qualified as estimated bias high (J+) in sample COMP-1.

Sample Duplicate – ICP-AES and Mercury –Mercury – Laboratory Duplicate was performed on

sample COMP-1 (GCE61964). RPDs were within the laboratory control limits.

Qualification: None required.

ICP-AES Serial Dilution – ICP serial dilution was performed on sample COMP-1 (GCE61964). For all results for which the concentration in the original sample is ≥ 50x the Method Detection Limits (MDL), the serial dilution analysis (a five-fold dilution) was within the acceptable limit (%D ±10%) with the exception of copper (10.6%).

Qualification: Result for copper was qualified as estimated (J) in sample COMP-1.

Verification of Instrumental Parameters – The following Forms were present in the data package:

– Method Detection Limits, Form- X.
– ICP-AES Interelement Correction Factors, Form -XIA and Form-XIB.
– ICP-AES Linear Ranges, Form XII.

Compound Quantitation and Reported Detection Limits – All sample results were reported within the linear calibration range.

Qualification: None required.

– %Solids for all soil samples in this SDG were >50%.

Qualification: None required.

Manual calculation

Sample: COMP-1 (CE61964)

Aluminum

$$\text{Concentration (mg/Kg) (dry wt.)} = \frac{C \times V \times DF \times 1L \times 1000g \times 1mg}{W \times S \times 1000ml \times 1\ kg \times 1000ug}$$

V= 50ml
W= 0.79g
%Solids =95
DF=10.0

$$\text{Concentration (mg/Kg) (dry wt.)} = \frac{10139.26ug/L \times 50 \times 10.0 \times 1L \times 1000g \times 1mg}{0.79 \times 0.95 \times 1000ml \times 1\ kg \times 1000ug} = 6755\ mg/kg$$

Compound	Laboratory (mg/kg)	Validation (mg/kg)	%D
Aluminum	6750	6750	0.0

Data Review Summary – The trace metal results reported in this SDG are acceptable as reported and may be used for their intended purpose.
– Trace Metals data package requirement for New York State Department of Environmental Conservation (NYSDEC) Analytical Services Protocol (ASP) Category B Deliverables.
– Validation qualifiers (if required) were entered into the EDD and a summary of the data are listed in the Data Summary Table for SDG: GCE61964 at the end of the data validation report.

ANGELIC TEXTILE SERVICES
BALLSTON SPA, NY
DATA SUMMARY TABLE
SOIL
SDG: GCE61964

Sample Name	Lab ID	Analytical Method	Collection Date	Dilution Factor	Analyte	Result	Unit	Qualifier	MDL	RL
COMP-1_20191115	CE61964	SW6010	11/15/2019	10	Aluminum	6750	mg/Kg		6.7	33
COMP-1_20191115	CE61964	SW6010	11/15/2019	10	Iron	17700	mg/Kg		33	33
COMP-1_20191115	CE61964	SW6010	11/15/2019	10	Magnesium	12100	mg/Kg		33	33
COMP-1_20191115	CE61964	SW6010	11/15/2019	10	Manganese	353	mg/Kg	J+	3.3	3.3
COMP-1_20191115	CE61964	SW6010	11/15/2019	10	Calcium	43000	mg/Kg		31	33
COMP-1_20191115	CE61964	SW6010	11/15/2019	1	Lead	6.8	mg/Kg		0.33	0.7
COMP-1_20191115	CE61964	SW6010	11/15/2019	1	Nickel	15.0	mg/Kg		0.33	0.33
COMP-1_20191115	CE61964	SW6010	11/15/2019	1	Potassium	1400	mg/Kg	J+	2.6	7
COMP-1_20191115	CE61964	SW6010	11/15/2019	1	Silver		mg/Kg	U	0.33	0.33
COMP-1_20191115	CE61964	SW6010	11/15/2019	1	Sodium	83	mg/Kg	J+	2.9	7
COMP-1_20191115	CE61964	SW6010	11/15/2019	1	Thallium		mg/Kg	U	1.3	1.3
COMP-1_20191115	CE61964	SW6010	11/15/2019	1	Antimony		mg/Kg	U	3.3	3.3
COMP-1_20191115	CE61964	SW6010	11/15/2019	1	Arsenic	3.65	mg/Kg		0.67	0.67
COMP-1_20191115	CE61964	SW6010	11/15/2019	1	Barium	48.4	mg/Kg	J+	0.33	0.7
COMP-1_20191115	CE61964	SW6010	11/15/2019	1	Beryllium	0.38	mg/Kg		0.13	0.27
COMP-1_20191115	CE61964	SW6010	11/15/2019	1	Cadmium	0.81	mg/Kg		0.33	0.33
COMP-1_20191115	CE61964	SW6010	11/15/2019	1	Chromium	10.1	mg/Kg		0.33	0.33
COMP-1_20191115	CE61964	SW6010	11/15/2019	1	Cobalt	7.06	mg/Kg		0.33	0.33
COMP-1_20191115	CE61964	SW6010	11/15/2019	1	Copper	20.8	mg/Kg	J	0.33	0.7
COMP-1_20191115	CE61964	SW6010	11/15/2019	1	Vanadium	16.1	mg/Kg		0.33	0.33
COMP-1_20191115	CE61964	SW6010	11/15/2019	1	Zinc	42.3	mg/Kg		0.33	0.7
COMP-1_20191115	CE61964	SW6010	11/15/2019	1	Selenium		mg/Kg	U	1.1	1.3
COMP-1_20191115	CE61964	SW7471	11/15/2019	2	Mercury		mg/Kg	U	0.02	0.03
COMP-1_20191115	CE61964	SW8081	11/15/2019	2	Heptachlor epoxide		ug/Kg	U	7.0	7.0
COMP-1_20191115	CE61964	SW8081	11/15/2019	2	Endosulfan sulfate		ug/Kg	U	7.0	7.0
COMP-1_20191115	CE61964	SW8081	11/15/2019	2	Aldrin		ug/Kg	U	3.5	3.5
COMP-1_20191115	CE61964	SW8081	11/15/2019	2	a-BHC		ug/Kg	U	7.0	7.0
COMP-1_20191115	CE61964	SW8081	11/15/2019	2	b-BHC		ug/Kg	U	7.0	7.0
COMP-1_20191115	CE61964	SW8081	11/15/2019	2	d-BHC		ug/Kg	U	7.0	7.0
COMP-1_20191115	CE61964	SW8081	11/15/2019	2	Endosulfan II		ug/Kg	U	7.0	7.0
COMP-1_20191115	CE61964	SW8081	11/15/2019	2	4,4' -DDT		ug/Kg	U	2.1	2.1
COMP-1_20191115	CE61964	SW8081	11/15/2019	2	a-Chlordane		ug/Kg	U	3.5	3.5
COMP-1_20191115	CE61964	SW8081	11/15/2019	2	g-Chlordane		ug/Kg	U	3.5	3.5
COMP-1_20191115	CE61964	SW8081	11/15/2019	2	Endrin ketone		ug/Kg	U	7.0	7.0
COMP-1_20191115	CE61964	SW8081	11/15/2019	2	Chlordane		ug/Kg	U	35	35
COMP-1_20191115	CE61964	SW8081	11/15/2019	2	g-BHC		ug/Kg	U	1.4	1.4
COMP-1_20191115	CE61964	SW8081	11/15/2019	2	Dieldrin		ug/Kg	U	3.5	3.5

ANGELIC TEXTILE SERVICES
BALLSTON SPA, NY
DATA SUMMARY TABLE
SOIL
SDG: GCE61964

Sample Name	Lab ID	Analytical Method	Collection Date	Dilution Factor	Analyte	Result	Unit	Qualifier	MDL	RL
COMP-1_20191115	CE61964	SW8081	11/15/2019	2	Endrin		ug/Kg	U	7.0	7.0
COMP-1_20191115	CE61964	SW8081	11/15/2019	2	Methoxychlor		ug/Kg	U	35	35
COMP-1_20191115	CE61964	SW8081	11/15/2019	2	4,4' -DDD		ug/Kg	U	2.1	2.1
COMP-1_20191115	CE61964	SW8081	11/15/2019	2	4,4' -DDE		ug/Kg	U	2.1	2.1
COMP-1_20191115	CE61964	SW8081	11/15/2019	2	Endrin aldehyde		ug/Kg	U	7.0	7.0
COMP-1_20191115	CE61964	SW8081	11/15/2019	2	Heptachlor		ug/Kg	U	7.0	7.0
COMP-1_20191115	CE61964	SW8081	11/15/2019	2	Toxaphene		ug/Kg	U	140	140
COMP-1_20191115	CE61964	SW8081	11/15/2019	2	Endosulfan I		ug/Kg	U	7.0	7.0
COMP-1_20191115	CE61964	SW8082	11/15/2019	2	PCB-1260		ug/Kg	U	70	70
COMP-1_20191115	CE61964	SW8082	11/15/2019	2	PCB-1254		ug/Kg	U	70	70
COMP-1_20191115	CE61964	SW8082	11/15/2019	2	PCB-1268		ug/Kg	U	70	70
COMP-1_20191115	CE61964	SW8082	11/15/2019	2	PCB-1221		ug/Kg	U	70	70
COMP-1_20191115	CE61964	SW8082	11/15/2019	2	PCB-1232		ug/Kg	U	70	70
COMP-1_20191115	CE61964	SW8082	11/15/2019	2	PCB-1248		ug/Kg	U	70	70
COMP-1_20191115	CE61964	SW8082	11/15/2019	2	PCB-1016		ug/Kg	U	70	70
COMP-1_20191115	CE61964	SW8082	11/15/2019	2	PCB-1262		ug/Kg	U	70	70
COMP-1_20191115	CE61964	SW8082	11/15/2019	2	PCB-1242		ug/Kg	U	70	70
COMP-1_20191115	CE61964	SW8151A	11/15/2019	10	Dichloroprop		ug/Kg	U	170	170
COMP-1_20191115	CE61964	SW8151A	11/15/2019	10	Dicamba		ug/Kg	U	87	87
COMP-1_20191115	CE61964	SW8151A	11/15/2019	10	Dalapon		ug/Kg	U	87	87
COMP-1_20191115	CE61964	SW8151A	11/15/2019	10	Dinoseb		ug/Kg	U	170	170
COMP-1_20191115	CE61964	SW8151A	11/15/2019	10	2,4,5-TP (Silvex)		ug/Kg	U	87	87
COMP-1_20191115	CE61964	SW8151A	11/15/2019	10	2,4,5-T		ug/Kg	U	87	87
COMP-1_20191115	CE61964	SW8151A	11/15/2019	10	2,4-D		ug/Kg	U	170	170
COMP-1_20191115	CE61964	SW8151A	11/15/2019	10	2,4-DB		ug/Kg	U	1700	1700
COMP-1_20191115	CE61964	SW8270	11/15/2019	1	4-Nitroaniline		ug/Kg	U	110	340
COMP-1_20191115	CE61964	SW8270	11/15/2019	1	4-Nitrophenol		ug/Kg	U	160	340
COMP-1_20191115	CE61964	SW8270	11/15/2019	1	4-Bromophenyl phenyl ether		ug/Kg	U	100	240
COMP-1_20191115	CE61964	SW8270	11/15/2019	1	2,4-Dimethylphenol		ug/Kg	U	85	240
COMP-1_20191115	CE61964	SW8270	11/15/2019	1	1,4-Dichlorobenzene		ug/Kg	U	100	240
COMP-1_20191115	CE61964	SW8270	11/15/2019	1	4-Chloroaniline		ug/Kg	U	160	270
COMP-1_20191115	CE61964	SW8270	11/15/2019	1	Phenol		ug/Kg	U	110	240
COMP-1_20191115	CE61964	SW8270	11/15/2019	1	Pyridine		ug/Kg	U	85	240
COMP-1_20191115	CE61964	SW8270	11/15/2019	1	Bis(2-chloroethyl)ether		ug/Kg	U	93	170
COMP-1_20191115	CE61964	SW8270	11/15/2019	1	Bis(2-chloroethoxy)methane		ug/Kg	U	95	240
COMP-1_20191115	CE61964	SW8270	11/15/2019	1	Bis(2-ethylhexyl)phthalate		ug/Kg	U	99	240
COMP-1_20191115	CE61964	SW8270	11/15/2019	1	Di-n-octylphthalate		ug/Kg	U	89	240

ANGELIC TEXTILE SERVICES
BALLSTON SPA, NY
DATA SUMMARY TABLE
SOIL
SDG: GCE61964

Sample Name	Lab ID	Analytical Method	Collection Date	Dilution Factor	Analyte	Result	Unit	Qualifier	MDL	RL
COMP-1_20191115	CE61964	SW8270	11/15/2019	1	Hexachlorobenzene		ug/Kg	U	100	170
COMP-1_20191115	CE61964	SW8270	11/15/2019	1	Anthracene		ug/Kg	U	110	240
COMP-1_20191115	CE61964	SW8270	11/15/2019	1	1,2,4-Trichlorobenzene		ug/Kg	U	100	240
COMP-1_20191115	CE61964	SW8270	11/15/2019	1	2,4-Dichlorophenol		ug/Kg	U	120	170
COMP-1_20191115	CE61964	SW8270	11/15/2019	1	2,4-Dinitrotoluene		ug/Kg	U	140	170
COMP-1_20191115	CE61964	SW8270	11/15/2019	1	1,2-Diphenylhydrazine		ug/Kg	U	110	240
COMP-1_20191115	CE61964	SW8270	11/15/2019	1	Pyrene		ug/Kg	U	120	240
COMP-1_20191115	CE61964	SW8270	11/15/2019	1	Dimethylphthalate		ug/Kg	U	110	240
COMP-1_20191115	CE61964	SW8270	11/15/2019	1	Dibenzofuran		ug/Kg	U	100	240
COMP-1_20191115	CE61964	SW8270	11/15/2019	1	Benzo(ghi)perylene		ug/Kg	U	110	240
COMP-1_20191115	CE61964	SW8270	11/15/2019	1	Indeno(1,2,3-cd)pyrene		ug/Kg	U	110	240
COMP-1_20191115	CE61964	SW8270	11/15/2019	1	Benzo(b)fluoranthene		ug/Kg	U	120	240
COMP-1_20191115	CE61964	SW8270	11/15/2019	1	Fluoranthene		ug/Kg	U	110	240
COMP-1_20191115	CE61964	SW8270	11/15/2019	1	Benzo(k)fluoranthene		ug/Kg	U	110	240
COMP-1_20191115	CE61964	SW8270	11/15/2019	1	Acenaphthylene		ug/Kg	U	96	240
COMP-1_20191115	CE61964	SW8270	11/15/2019	1	Chrysene		ug/Kg	U	120	240
COMP-1_20191115	CE61964	SW8270	11/15/2019	1	Bis(2-chloroisopropyl)ether		ug/Kg	U	96	240
COMP-1_20191115	CE61964	SW8270	11/15/2019	1	Benzo(a)pyrene		ug/Kg	U	110	170
COMP-1_20191115	CE61964	SW8270	11/15/2019	1	2,4-Dinitrophenol		ug/Kg	UJ	240	240
COMP-1_20191115	CE61964	SW8270	11/15/2019	1	4,6-Dinitro-2-methylphenol		ug/Kg	UJ	69	210
COMP-1_20191115	CE61964	SW8270	11/15/2019	1	Dibenz(a,h)anthracene		ug/Kg	U	110	170
COMP-1_20191115	CE61964	SW8270	11/15/2019	1	1,3-Dichlorobenzene		ug/Kg	U	100	240
COMP-1_20191115	CE61964	SW8270	11/15/2019	1	Benz(a)anthracene		ug/Kg	U	120	240
COMP-1_20191115	CE61964	SW8270	11/15/2019	1	4-Chloro-3-methylphenol		ug/Kg	U	120	240
COMP-1_20191115	CE61964	SW8270	11/15/2019	1	2,6-Dinitrotoluene		ug/Kg	U	110	170
COMP-1_20191115	CE61964	SW8270	11/15/2019	1	N-Nitrosodi-n-propylamine		ug/Kg	U	110	170
COMP-1_20191115	CE61964	SW8270	11/15/2019	1	Aniline		ug/Kg	U	270	270
COMP-1_20191115	CE61964	SW8270	11/15/2019	1	N-Nitrosodimethylamine		ug/Kg	U	97	240
COMP-1_20191115	CE61964	SW8270	11/15/2019	1	Benzoic acid		ug/Kg	UJ	690	1700
COMP-1_20191115	CE61964	SW8270	11/15/2019	1	Hexachloroethane		ug/Kg	U	100	170
COMP-1_20191115	CE61964	SW8270	11/15/2019	1	4-Chlorophenyl phenyl ether		ug/Kg	U	120	240
COMP-1_20191115	CE61964	SW8270	11/15/2019	1	Hexachlorocyclopentadiene		ug/Kg	U	110	240
COMP-1_20191115	CE61964	SW8270	11/15/2019	1	Isophorone		ug/Kg	U	96	170
COMP-1_20191115	CE61964	SW8270	11/15/2019	1	Pentachloronitrobenzene		ug/Kg	U	130	240
COMP-1_20191115	CE61964	SW8270	11/15/2019	1	Acenaphthene		ug/Kg	U	100	240
COMP-1_20191115	CE61964	SW8270	11/15/2019	1	Diethyl phthalate		ug/Kg	U	110	240
COMP-1_20191115	CE61964	SW8270	11/15/2019	1	Di-n-butylphthalate		ug/Kg	U	91	240

ANGELIC TEXTILE SERVICES
BALLSTON SPA, NY
DATA SUMMARY TABLE
SOIL
SDG: GCE61964

Sample Name	Lab ID	Analytical Method	Collection Date	Dilution Factor	Analyte	Result	Unit	Qualifier	MDL	RL
COMP-1_20191115	CE61964	SW8270	11/15/2019	1	Phenanthrene		ug/Kg	U	98	240
COMP-1_20191115	CE61964	SW8270	11/15/2019	1	Benzyl butyl phthalate		ug/Kg	U	89	240
COMP-1_20191115	CE61964	SW8270	11/15/2019	1	N-Nitrosodiphenylamine		ug/Kg	U	130	240
COMP-1_20191115	CE61964	SW8270	11/15/2019	1	Fluorene		ug/Kg	U	110	240
COMP-1_20191115	CE61964	SW8270	11/15/2019	1	Carbazole		ug/Kg	U	140	170
COMP-1_20191115	CE61964	SW8270	11/15/2019	1	Hexachlorobutadiene		ug/Kg	U	120	240
COMP-1_20191115	CE61964	SW8270	11/15/2019	1	Pentachlorophenol		ug/Kg	U	130	210
COMP-1_20191115	CE61964	SW8270	11/15/2019	1	2,4,6-Trichlorophenol		ug/Kg	U	110	170
COMP-1_20191115	CE61964	SW8270	11/15/2019	1	2-Nitroaniline		ug/Kg	U	240	240
COMP-1_20191115	CE61964	SW8270	11/15/2019	1	2-Nitrophenol		ug/Kg	UJ	220	240
COMP-1_20191115	CE61964	SW8270	11/15/2019	1	Naphthalene		ug/Kg	U	99	240
COMP-1_20191115	CE61964	SW8270	11/15/2019	1	2-Methylnaphthalene		ug/Kg	U	100	240
COMP-1_20191115	CE61964	SW8270	11/15/2019	1	2-Chloronaphthalene		ug/Kg	UJ	98	240
COMP-1_20191115	CE61964	SW8270	11/15/2019	1	3,3'-Dichlorobenzidine		ug/Kg	U	160	170
COMP-1_20191115	CE61964	SW8270	11/15/2019	1	Benzidine		ug/Kg	U	200	340
COMP-1_20191115	CE61964	SW8270	11/15/2019	1	2-Methylphenol (o-cresol)		ug/Kg	U	160	240
COMP-1_20191115	CE61964	SW8270	11/15/2019	1	1,2-Dichlorobenzene		ug/Kg	U	97	240
COMP-1_20191115	CE61964	SW8270	11/15/2019	1	2-Chlorophenol		ug/Kg	U	98	240
COMP-1_20191115	CE61964	SW8270	11/15/2019	1	1,2,4,5-Tetrachlorobenzene		ug/Kg	U	120	240
COMP-1_20191115	CE61964	SW8270	11/15/2019	1	2,4,5-Trichlorophenol		ug/Kg	UJ	190	240
COMP-1_20191115	CE61964	SW8270	11/15/2019	1	Acetophenone		ug/Kg	U	110	240
COMP-1_20191115	CE61964	SW8270	11/15/2019	1	Nitrobenzene		ug/Kg	U	120	170
COMP-1_20191115	CE61964	SW8270	11/15/2019	1	3-Nitroaniline		ug/Kg	U	690	340
COMP-1_20191115	CE61964	SW8270	11/15/2019	1	3&4-Methylphenol (m&p-cresol)		ug/Kg	U	140	240
GRAB-1_20191115	CE61965	SW8260	11/15/2019	1	Ethylbenzene		ug/Kg	U	0.59	5.9
GRAB-1_20191115	CE61965	SW8260	11/15/2019	1	Styrene		ug/Kg	U	0.59	5.9
GRAB-1_20191115	CE61965	SW8260	11/15/2019	1	cis-1,3-Dichloropropene		ug/Kg	U	0.59	5.9
GRAB-1_20191115	CE61965	SW8260	11/15/2019	1	trans-1,3-Dichloropropene		ug/Kg	U	0.59	5.9
GRAB-1_20191115	CE61965	SW8260	11/15/2019	1	n-Propylbenzene		ug/Kg	U	1.2	5.9
GRAB-1_20191115	CE61965	SW8260	11/15/2019	1	n-Butylbenzene		ug/Kg	U	0.59	5.9
GRAB-1_20191115	CE61965	SW8260	11/15/2019	1	4-Chlorotoluene		ug/Kg	U	0.59	5.9
GRAB-1_20191115	CE61965	SW8260	11/15/2019	1	1,4-Dichlorobenzene		ug/Kg	UJ	0.59	5.9
GRAB-1_20191115	CE61965	SW8260	11/15/2019	1	1,2-Dibromoethane		ug/Kg	U	0.59	5.9
GRAB-1_20191115	CE61965	SW8260	11/15/2019	1	1,2-Dichloroethane		ug/Kg	U	0.59	5.9
GRAB-1_20191115	CE61965	SW8260	11/15/2019	1	Acrylonitrile		ug/Kg	U	1.2	12
GRAB-1_20191115	CE61965	SW8260	11/15/2019	1	4-Methyl-2-pentanone		ug/Kg	U	5.9	29
GRAB-1_20191115	CE61965	SW8260	11/15/2019	1	1,3,5-Trimethylbenzene		ug/Kg	U	0.59	5.9

ANGELIC TEXTILE SERVICES
BALLSTON SPA, NY
DATA SUMMARY TABLE
SOIL
SDG: GCE61964

Sample Name	Lab ID	Analytical Method	Collection Date	Dilution Factor	Analyte	Result	Unit	Qualifier	MDL	RL
GRAB-1_20191115	CE61965	SW8260	11/15/2019	1	Bromobenzene		ug/Kg	U	0.59	5.9
GRAB-1_20191115	CE61965	SW8260	11/15/2019	1	Toluene		ug/Kg	U	0.59	5.9
GRAB-1_20191115	CE61965	SW8260	11/15/2019	1	Chlorobenzene		ug/Kg	U	0.59	5.9
GRAB-1_20191115	CE61965	SW8260	11/15/2019	1	Tetrahydrofuran (THF)		ug/Kg	U	2.9	12
GRAB-1_20191115	CE61965	SW8260	11/15/2019	1	trans-1,4-dichloro-2-butene		ug/Kg	U	2.9	12
GRAB-1_20191115	CE61965	SW8260	11/15/2019	1	1,2,4-Trichlorobenzene		ug/Kg	UJ	1.2	5.9
GRAB-1_20191115	CE61965	SW8260	11/15/2019	1	Dibromochloromethane		ug/Kg	UJ	1.2	5.9
GRAB-1_20191115	CE61965	SW8260	11/15/2019	1	Tetrachloroethene		ug/Kg	U	1.2	5.9
GRAB-1_20191115	CE61965	SW8260	11/15/2019	1	sec-Butylbenzene		ug/Kg	U	0.59	5.9
GRAB-1_20191115	CE61965	SW8260	11/15/2019	1	1,3-Dichloropropane		ug/Kg	U	1.2	5.9
GRAB-1_20191115	CE61965	SW8260	11/15/2019	1	cis-1,2-Dichloroethene		ug/Kg	U	0.59	5.9
GRAB-1_20191115	CE61965	SW8260	11/15/2019	1	trans-1,2-Dichloroethene		ug/Kg	U	0.59	5.9
GRAB-1_20191115	CE61965	SW8260	11/15/2019	1	Methyl t-butyl ether (MTBE)		ug/Kg	U	1.2	12
GRAB-1_20191115	CE61965	SW8260	11/15/2019	1	m&p-Xylene		ug/Kg	U	1.2	5.9
GRAB-1_20191115	CE61965	SW8260	11/15/2019	1	2-Isopropyltoluene		ug/Kg	U	0.59	5.9
GRAB-1_20191115	CE61965	SW8260	11/15/2019	1	1,3-Dichlorobenzene		ug/Kg	U	0.59	5.9
GRAB-1_20191115	CE61965	SW8260	11/15/2019	1	Carbon tetrachloride		ug/Kg	U	1.2	5.9
GRAB-1_20191115	CE61965	SW8260	11/15/2019	1	1,1-Dichloropropene		ug/Kg	U	0.59	5.9
GRAB-1_20191115	CE61965	SW8260	11/15/2019	1	2-Hexanone		ug/Kg	U	5.9	29
GRAB-1_20191115	CE61965	SW8260	11/15/2019	1	2,2-Dichloropropane		ug/Kg	U	0.59	5.9
GRAB-1_20191115	CE61965	SW8260	11/15/2019	1	1,1,1,2-Tetrachloroethane		ug/Kg	U	1.2	5.9
GRAB-1_20191115	CE61965	SW8260	11/15/2019	1	Acetone	33	ug/Kg	J-	5.9	29
GRAB-1_20191115	CE61965	SW8260	11/15/2019	1	Chloroform		ug/Kg	U	0.59	5.9
GRAB-1_20191115	CE61965	SW8260	11/15/2019	1	Benzene		ug/Kg	U	0.59	5.9
GRAB-1_20191115	CE61965	SW8260	11/15/2019	1	1,1,1-Trichloroethane		ug/Kg	U	0.59	5.9
GRAB-1_20191115	CE61965	SW8260	11/15/2019	1	Bromomethane		ug/Kg	U	2.4	5.9
GRAB-1_20191115	CE61965	SW8260	11/15/2019	1	Chloromethane		ug/Kg	U	1.2	5.9
GRAB-1_20191115	CE61965	SW8260	11/15/2019	1	Dibromomethane		ug/Kg	U	1.2	5.9
GRAB-1_20191115	CE61965	SW8260	11/15/2019	1	Bromochloromethane		ug/Kg	U	0.59	5.9
GRAB-1_20191115	CE61965	SW8260	11/15/2019	1	Chloroethane		ug/Kg	UJ	0.59	5.9
GRAB-1_20191115	CE61965	SW8260	11/15/2019	1	Vinyl chloride		ug/Kg	U	0.59	5.9
GRAB-1_20191115	CE61965	SW8260	11/15/2019	1	Methylene chloride		ug/Kg	U	5.9	5.9
GRAB-1_20191115	CE61965	SW8260	11/15/2019	1	Carbon Disulfide		ug/Kg	U	1.2	5.9
GRAB-1_20191115	CE61965	SW8260	11/15/2019	1	Bromoform		ug/Kg	UJ	1.2	5.9
GRAB-1_20191115	CE61965	SW8260	11/15/2019	1	Bromodichloromethane		ug/Kg	U	1.2	5.9
GRAB-1_20191115	CE61965	SW8260	11/15/2019	1	1,1-Dichloroethane		ug/Kg	U	1.2	5.9
GRAB-1_20191115	CE61965	SW8260	11/15/2019	1	1,1-Dichloroethene		ug/Kg	U	0.59	5.9

ANGELIC TEXTILE SERVICES
BALLSTON SPA, NY
DATA SUMMARY TABLE
SOIL
SDG: GCE61964

Sample Name	Lab ID	Analytical Method	Collection Date	Dilution Factor	Analyte	Result	Unit	Qualifier	MDL	RL
GRAB-1_20191115	CE61965	SW8260	11/15/2019	1	Trichlorofluoromethane		ug/Kg	U	1.2	5.9
GRAB-1_20191115	CE61965	SW8260	11/15/2019	1	Dichlorodifluoromethane		ug/Kg	U	0.59	5.9
GRAB-1_20191115	CE61965	SW8260	11/15/2019	1	Trichlorotrifluoroethane		ug/Kg	U	0.59	5.9
GRAB-1_20191115	CE61965	SW8260	11/15/2019	1	1,2-Dichloropropane		ug/Kg	U	1.2	5.9
GRAB-1_20191115	CE61965	SW8260	11/15/2019	1	Methyl Ethyl Ketone		ug/Kg	U	5.9	35
GRAB-1_20191115	CE61965	SW8260	11/15/2019	1	1,1,2-Trichloroethane		ug/Kg	U	1.2	5.9
GRAB-1_20191115	CE61965	SW8260	11/15/2019	1	Trichloroethene		ug/Kg	U	0.59	5.9
GRAB-1_20191115	CE61965	SW8260	11/15/2019	1	1,1,2,2-Tetrachloroethane		ug/Kg	U	1.2	5.9
GRAB-1_20191115	CE61965	SW8260	11/15/2019	1	1,2,3-Trichlorobenzene		ug/Kg	UJ	1.2	5.9
GRAB-1_20191115	CE61965	SW8260	11/15/2019	1	Hexachlorobutadiene		ug/Kg	U	0.59	5.9
GRAB-1_20191115	CE61965	SW8260	11/15/2019	1	Naphthalene		ug/Kg	UJ	1.2	5.9
GRAB-1_20191115	CE61965	SW8260	11/15/2019	1	o-Xylene		ug/Kg	U	1.2	5.9
GRAB-1_20191115	CE61965	SW8260	11/15/2019	1	2-Chlorotoluene		ug/Kg	U	1.2	5.9
GRAB-1_20191115	CE61965	SW8260	11/15/2019	1	1,2-Dichlorobenzene		ug/Kg	U	0.59	5.9
GRAB-1_20191115	CE61965	SW8260	11/15/2019	1	1,2,4-Trimethylbenzene		ug/Kg	U	0.59	5.9
GRAB-1_20191115	CE61965	SW8260	11/15/2019	1	1,2-Dibromo-3-chloropropane		ug/Kg	UJ	1.2	5.9
GRAB-1_20191115	CE61965	SW8260	11/15/2019	1	1,2,3-Trichloropropane		ug/Kg	U	0.59	5.9
GRAB-1_20191115	CE61965	SW8260	11/15/2019	1	tert-Butylbenzene		ug/Kg	U	0.59	5.9
GRAB-1_20191115	CE61965	SW8260	11/15/2019	1	Isopropylbenzene		ug/Kg	U	0.59	5.9
GRAB-1_20191115	CE61965	SW8260	11/15/2019	1	p-Isopropyltoluene		ug/Kg	U	0.59	5.9

PHOENIX
Environmental Laboratories, Inc.

587 East Middle Turnpike, P.O. Box 370, Manchester, CT 06040
Telephone: 860.645.1102 • Fax: 860.645.0823

NY ANALYTICAL SERVICES PROTOCOL DATA PACKAGE

NETC

125 BATH STREET

GCE61964

Ver 1

Data Package Table of Contents

GCE61964 Analytical Report 8
- Cover Letter 8
- Project Summary 9
- SDG Comments 13
- Sample Id Cross Reference 14
- Analytical Report 15
- QA/QC Report 23
- Sample Criteria Audit Report 29
- Analysis Narratives 30
- NY Temp Narration 35
- COC-GCE61964.pdf 36

GCE61964 Semi-Volatiles Soil V1 37
- Organic Flags 38
- Non-Conformance Summary 39
- Monitoring Compound Recovery (Form 2) 41
- Spike Recovery (Form 3) 42
  - CE61964 LCS/LCSD 42
  - CE61964 MS/MSD 46
- Method Blank Summary (Form 4) 50
- Tune Summary (Form 5) 51
  - CHEM19 - 1108_12.D 51
  - CHEM19 - 1112_44.D 53
  - CHEM19 - 1116_02.D 55
- Internal Standard (Form 8) 57
  - CHEM19 - 11/09/19 03:57 57
  - CHEM19 - 11/13/19 01:01 59
  - CHEM19 - 11/16/19 03:44 61
- Analysis Data Sheet (Form 1) 63
- Initial Calibration Summary (Form 6) 68
- Continuing Calibration Summary (Form 7) 112
  - CHEM19 - 11/16/19 03:20 112
  - CHEM19 - 11/16/19 03:44 115
  - CHEM19 - 11/16/19 13:41 123
- Analysis Data Sheet QC (Form 1) 131
  - CE61964 LCS 131
  - CE61964 LCSD 137

CE61964 MS 143
CE61964 MSD 149
CE61964 BLANK 155
Injection Log 160
Injection Log - CHEM19 12/30/99 160
Injection Log - CHEM19 11/08/19 161
Injection Log - CHEM19 11/16/19 162
Prep Batch Report 163
GCE61964 Volatiles Soil V1 164
Organic Flags 165
Non-Conformance Summary 166
Monitoring Compound Recovery (Form 2) 168
Spike Recovery (Form 3) 169
CE61965 LCS/LCSD 169
CE61965 MS/MSD 173
Method Blank Summary (Form 4) 177
Tune Summary (Form 5) 178
CHEM31 - 1111_14.D 178
CHEM31 - 1115_34.D 180
Internal Standard (Form 8) 182
CHEM31 - 11/11/19 18:15 182
CHEM31 - 11/15/19 21:16 184
Analysis Data Sheet (Form 1) 186
Initial Calibration Summary (Form 6) 191
Continuing Calibration Summary (Form 7) 216
CHEM31 - 11/15/19 21:16 216
CHEM31 - 11/16/19 08:37 224
Analysis Data Sheet QC (Form 1) 232
CE61965 LCS 232
CE61965 LCSD 237
CE61965 MS 242
CE61965 MSD 247
CE61965 BLANK 252
Injection Log 260
Injection Log - CHEM31 11/11/19 260
Injection Log - CHEM31 11/15/19 261
GCE61964 Herbicides Soil V1 262
Organic Flags 263

Non-Conformance Summary 264
Monitoring Compound Recovery (Form 2) 266
Spike Recovery (Form 3) 267
CE61964 LCS/LCSD 267
CE61964 MS/MSD 268
Method Blank Summary (Form 4) 269
Analytical Sequence (Form 8) 270
ECD12 - 11/12/19 270
ECD12 - 11/17/19 272
ECD12 - 11/18/19 274
Analysis Data Sheet (Form 1) 276
Initial Calibration Summary (Form 6) 280
ECD12 - 11/12/19 280
ECD12 - 11/12/19 Method 284
ECD12 - 11/12/19 - N12005 299
ECD12 - 11/12/19 - N12006 301
ECD12 - 11/12/19 - N12007 303
ECD12 - 11/12/19 - N12008 305
ECD12 - 11/12/19 - N12009 307
Continuing Calibration Summary (Form 7) 309
ECD12 - 11/17/19 - N17002 309
ECD12 - 11/17/19 - N17003 313
ECD12 - 11/18/19 - N17014 317
ECD12 - 11/18/19 - N17015 321
ECD12 - 11/18/19 - N17026 325
ECD12 - 11/18/19 - N17027 329
ECD12 - 11/18/19 - N17039 333
ECD12 - 11/18/19 - N17040 337
Analysis Data Sheet QC (Form 1) 341
CE61964 LCS 341
CE61964 LCSD 346
CE61964 MS 351
CE61964 MSD 356
CE61964 BLANK 361
Prep Batch Report 365
GCE61964 PCBs Soil V1 367
Organic Flags 368
Non-Conformance Summary 369

Monitoring Compound Recovery (Form 2) 371
Spike Recovery (Form 3) 372
CE61964 LCS/LCSD 372
CE61964 MS/MSD 373
Method Blank Summary (Form 4) 374
Analytical Sequence (Form 8) 375
ECD24 - 11/07/19 375
ECD24 - 11/18/19 377
ECD8 - 11/13/19 379
ECD8 - 11/18/19 381
Analysis Data Sheet (Form 1) 383
Initial Calibration Summary (Form 6) 387
ECD24 - 11/07/19 387
ECD24 - 11/07/19 Method 391
ECD24 - 11/07/19 - N07030 425
ECD24 - 11/07/19 - N07031 427
ECD24 - 11/07/19 - N07032 429
ECD24 - 11/07/19 - N07033 431
ECD24 - 11/07/19 - N07034 433
ECD24 - 11/07/19 - N07035 435
ECD24 - 11/07/19 - N07036 437
ECD24 - 11/07/19 - N07037 439
ECD8 - 11/13/19 441
ECD8 - 11/13/19 Method 445
ECD8 - 11/13/19 - N13023 479
ECD8 - 11/13/19 - N13024 481
ECD8 - 11/13/19 - N13025 483
ECD8 - 11/13/19 - N13026 485
ECD8 - 11/13/19 - N13027 487
ECD8 - 11/13/19 - N13028 489
ECD8 - 11/13/19 - N13029 491
ECD8 - 11/13/19 - N13030 493
PCB Patterns 495
Continuing Calibration Summary (Form 7) 513
ECD24 - 11/18/19 - N18002 513
ECD24 - 11/18/19 - N18003 517
ECD24 - 11/18/19 - N18017 521
ECD24 - 11/18/19 - N18019 525

ECD8 - 11/18/19 - N18002 529
ECD8 - 11/18/19 - N18003 533
ECD8 - 11/18/19 - N18013 537
ECD8 - 11/18/19 - N18015 541
Analysis Data Sheet QC (Form 1) 545
CE61964 LCS 545
CE61964 LCSD 550
CE61964 MS 555
CE61964 MSD 560
CE61964 BLANK 565
Prep Batch Report 569
GCE61964 Pesticides Soil V1 570
Organic Flags 571
Non-Conformance Summary 572
Monitoring Compound Recovery (Form 2) 574
Spike Recovery (Form 3) 575
CE61964 LCS/LCSD 575
CE61964 MS/MSD 576
Method Blank Summary (Form 4) 577
Analytical Sequence (Form 8) 578
ECD35 - 11/15/19 578
ECD35 - 11/18/19 580
Analysis Data Sheet (Form 1) 582
Initial Calibration Summary (Form 6) 586
ECD35 - 11/15/19 586
ECD35 - 11/15/19 Method 590
ECD35 - 11/15/19 - N15010 648
ECD35 - 11/15/19 - N15011 650
ECD35 - 11/15/19 - N15012 652
ECD35 - 11/15/19 - N15013 654
ECD35 - 11/15/19 - N15014 656
ECD35 - 11/15/19 - N15015 658
ECD35 - 11/15/19 - N15016 660
Continuing Calibration Summary (Form 7) 662
ECD35 - 11/18/19 - N18005 662
ECD35 - 11/18/19 - N18003 666
ECD35 - 11/18/19 - N18004 670
ECD35 - 11/18/19 - N18018 674

ECD35 - 11/18/19 - N18020 678
ECD35 - 11/18/19 - N18006 682
ECD35 - 11/18/19 - N18007 684
Analysis Data Sheet QC (Form 1) 686
CE61964 LCS 686
CE61964 LCSD 691
CE61964 MS 696
CE61964 MSD 701
CE61964 BLANK 706
Prep Batch Report 710
GCE61964 Metals Soil V1 711
Inorganic Flags 712
Non-Conformance Summary 713
Analysis Data Sheet (Form 1) 714
Initial Calibration Summary (Form 2) 715
Blanks (Form 3) 720
Interference Check (Form 4) 722
Spike Sample (Form 5) 723
Duplicates (Form 6) 726
Laboratory Control Sample (Form 7) 728
Serial Dilution (Form 9) 730
Detection Limits (Form 10) 731
Interelement Correction (Form 11) 733
Linear Ranges (Form 12) 734
Preparation Log (Form 13) 735
Analysis Run Log (Form 14) 737
ARCOS 11/16/19 12:00 AM 737
MERLIN 11/18/19 12:00 AM 738
Metals Raw Data 739
Prep Batch Report 771

Monday, December 02, 2019

Attn: Mr. Jeff Wink
NETC
PO Box 2167
Ballston Spa, NY 12020

Project ID: 125 BATH STREET
SDG ID: GCE61964
Sample ID#s: CE61964 - CE61965

This laboratory is in compliance with the NELAC requirements of procedures used except where indicated.

This report contains results for the parameters tested, under the sampling conditions described on the Chain Of Custody, as received by the laboratory. This report is incomplete unless all pages indicated in the pagination at the bottom of the page are included.

All soils, solids and sludges are reported on a dry weight basis unless otherwise noted in the sample comments.

A scanned version of the COC form accompanies the analytical report and is an exact duplicate of the original.

If you are the client above and have any questions concerning this testing, please do not hesitate to contact Phoenix Client Services at ext.200. The contents of this report cannot be discussed with anyone other than the client listed above without their written consent.

Sincerely yours,

Phyllis Shiller
Laboratory Director

NELAC - #NY11301
CT Lab Registration #PH-0618
MA Lab Registration #M-CT007
ME Lab Registration #CT-007
NH Lab Registration #213693-A,B
NJ Lab Registration #CT-003
NY Lab Registration #11301
PA Lab Registration #68-03530
RI Lab Registration #63
UT Lab Registration #CT00007
VT Lab Registration #VT11301

Environmental Laboratories, Inc.
587 East Middle Turnpike, P.O.Box 370, Manchester, CT 06045
Tel. (860) 645-1102 Fax (860) 645-0823

ACCREDITED IN ACCORDANCE WITH nelac NY # 11301

PROJECT NARRATIVE

Client: NETC
Project: 125 BATH STREET
Laboratory Project: GCE61964

Environmental Laboratories, Inc.
587 East Middle Turnpike, P.O.Box 370, Manchester, CT 06040
Tel. (860) 645-1102 Fax (860) 645-0823

Project Narrative

December 02, 2019 **SDG I.D.: GCE61964**

NETC 125 BATH STREET

Methodology Summary

Accelerated Solvent Extraction (ASE)

Soil Sample - USEPA SW-846 Test Methods for Evaluating Solid Waste Physical/Chemical Methods 3rd Ed.Update III, Method 3545A.

Chlorinated Herbicides:

Soil Sample - USEPA SW-846 Test Methods for Evaluating Solid Waste Physical/Chemical Methods 3rd Ed. Update III, Method 8151A.

Mercury Prep

Soil Sample - USEPA SW-846 Test Methods for Evaluating Solid Waste Physical/Chemical Methods 3rd Ed. Update IV, Method 7471B.

Metals

ICP :
USEPA SW-846 Test Methods for Evaluating Solid Waste Physical/Chemical Methods 3rd Ed. Update IV, Method 6010C.
Mercury:
USEPA SW-846 Test Methods for Evaluating Solid Waste Physical/Chemical Methods Update III, 7471

Pesticides:

USEPA SW-846 Test Methods for Evaluating Solid Waste Physical/Chemical Methods 3rd Ed. Update IV, Method 8081B.

Polychlorinated Biphenyls (PCBs):

USEPA SW-846 Test Methods for Evaluating Solid Waste Physical/Chemical Methods 3rd Ed. Update IV, Method 8082A.

Semivolatile Organic Compounds

USEPA SW-846 Test Methods for Evaluating Solid Waste Physical/Chemical Methods 3rd Ed. Update IV, Method 8270D.

Volatile Organic Compounds:

USEPA SW-846 Test Methods for Evaluating Solid Waste Physical/Chemical Methods 3rd Ed.Update III, Method 8260C and Environmental Protection Agency, EPA-600/4-79-020, Revised March 1983 (Methods 624) as printed in 40CFR part 136.

PHOENIX

Environmental Laboratories, Inc.
587 East Middle Turnpike, P.O.Box 370, Manchester, CT 06040
Tel. (860) 645-1102 Fax (860) 645-0823

ACCREDITED IN ACCORDANCE WITH nelac NY # 11301

Project Narrative

December 02, 2019

SDG I.D.: GCE61964

NETC 125 BATH STREET

Laboratory Chronicle

The samples in this delivery group were received at 1.2°C.

Sample	Analysis	Collection Date	Prep Date	Analysis Date	Analyst	Hold Time Met
CE61964	Aluminum	11/15/19	11/15/19	11/16/19	EK	Y
CE61964	Antimony	11/15/19	11/15/19	11/16/19	EK	Y
CE61964	Arsenic	11/15/19	11/15/19	11/16/19	EK	Y
CE61964	Barium	11/15/19	11/15/19	11/16/19	EK	Y
CE61964	Beryllium	11/15/19	11/15/19	11/16/19	EK	Y
CE61964	Cadmium	11/15/19	11/15/19	11/16/19	EK	Y
CE61964	Calcium	11/15/19	11/15/19	11/16/19	EK	Y
CE61964	Chlorinated Herbicides	11/15/19	11/15/19	11/18/19	JRB	Y
CE61964	Chromium	11/15/19	11/15/19	11/16/19	EK	Y
CE61964	Client MS/MSD	11/15/19	11/18/19	11/18/19		Y
CE61964	Cobalt	11/15/19	11/15/19	11/16/19	EK	Y
CE61964	Copper	11/15/19	11/15/19	11/16/19	EK	Y
CE61964	Iron	11/15/19	11/15/19	11/16/19	EK	Y
CE61964	Lead	11/15/19	11/15/19	11/16/19	EK	Y
CE61964	Magnesium	11/15/19	11/15/19	11/16/19	EK	Y
CE61964	Manganese	11/15/19	11/15/19	11/16/19	EK	Y
CE61964	Mercury	11/15/19	11/18/19	11/18/19	RS	Y
CE61964	Nickel	11/15/19	11/15/19	11/16/19	EK	Y
CE61964	Percent Solid	11/15/19	11/15/19	11/15/19	VT	Y
CE61964	Pesticides - Soil	11/15/19	11/15/19	11/18/19	AW	Y
CE61964	Polychlorinated Biphenyls	11/15/19	11/15/19	11/18/19	SC	Y
CE61964	Potassium	11/15/19	11/15/19	11/16/19	EK	Y
CE61964	Selenium	11/15/19	11/15/19	11/16/19	EK	Y
CE61964	Semivolatiles	11/15/19	11/15/19	11/16/19	WB	Y
CE61964	Silver	11/15/19	11/15/19	11/16/19	EK	Y
CE61964	Sodium	11/15/19	11/15/19	11/16/19	EK	Y
CE61964	Thallium	11/15/19	11/15/19	11/16/19	EK	Y
CE61964	Vanadium	11/15/19	11/15/19	11/16/19	EK	Y
CE61964	Zinc	11/15/19	11/15/19	11/16/19	EK	Y
CE61965	Client MS/MSD	11/15/19	11/15/19	11/15/19		Y
CE61965	Field Extraction	11/15/19	11/15/19	11/15/19		Y
CE61965	Percent Solid	11/15/19	11/15/19	11/15/19	VT	Y

Environmental Laboratories, Inc.
587 East Middle Turnpike, P.O.Box 370, Manchester, CT 06040
Tel. (860) 645-1102 Fax (860) 645-0823

Project Narrative

December 02, 2019

SDG I.D.: GCE61964

NETC 125 BATH STREET

CE61965	Volatiles	11/15/19	11/16/19	11/16/19	JLI	Y

Environmental Laboratories, Inc.
587 East Middle Turnpike, P.O.Box 370, Manchester, CT 06045
Tel. (860) 645-1102 Fax (860) 645-0823

NY # 11301

SDG Comments

December 02, 2019

SDG I.D.: GCE61964

Please be advised that the NY 375 soil criteria for chromium are based on hexavalent chromium and trivalent chromium.

Any compound that is not detected above the MDL/LOD is reported as ND on the report and is reported in the electronic deliverables (EDD) as <RL or U at the RL per state and EPA guidance.

Version 1: Analysis results minus raw data.

Version 2: Complete report with raw data.

Environmental Laboratories, Inc.
587 East Middle Turnpike, P.O.Box 370, Manchester, CT 06045
Tel. (860) 645-1102 Fax (860) 645-0823

NY # 11301

Sample Id Cross Reference

December 02, 2019

SDG I.D.: GCE61964

Project ID: 125 BATH STREET

Client Id	Lab Id	Matrix
COMP-1	CE61964	SOIL
GRAB-1	CE61965	SOIL

Environmental Laboratories, Inc.
587 East Middle Turnpike, P.O.Box 370, Manchester, CT 06045
Tel. (860) 645-1102 Fax (860) 645-0823

ACCREDITED IN ACCORDANCE WITH nelac NY # 11301

Analysis Report

December 02, 2019

FOR: Attn: Mr. Jeff Wink
NETC
PO Box 2167
Ballston Spa, NY 12020

Sample Information		Custody Information		Date	Time
Matrix:	SOIL	Collected by:		11/15/19	12:30
Location Code:	NETC	Received by:	B	11/15/19	16:49
Rush Request:	24 Hour	Analyzed by:	see "By" below		
P.O.#:	15.0918304				

Laboratory Data

SDG ID: GCE61964
Phoenix ID: CE61964

Project ID: 125 BATH STREET
Client ID: COMP-1

Parameter	Result		RL/ PQL	LOD/ MDL	Units	Dilution	Date/Time	By	Reference
Aluminum	6750		33	6.7	mg/Kg	10	11/16/19	EK	SW6010D
Antimony	ND		3.3	3.3	mg/Kg	1	11/16/19	EK	SW6010D
Arsenic	3.65		0.67	0.67	mg/Kg	1	11/16/19	EK	SW6010D
Barium	48.4	N	0.7	0.33	mg/Kg	1	11/16/19	EK	SW6010D
Beryllium	0.38		0.27	0.13	mg/Kg	1	11/16/19	EK	SW6010D
Calcium	43000		33	31	mg/Kg	10	11/16/19	EK	SW6010D
Cadmium	0.81		0.33	0.33	mg/Kg	1	11/16/19	EK	SW6010D
Chromium	10.1		0.33	0.33	mg/Kg	1	11/16/19	EK	SW6010D
Cobalt	7.06		0.33	0.33	mg/Kg	1	11/16/19	EK	SW6010D
Copper	20.8		0.7	0.33	mg/kg	1	11/16/19	EK	SW6010D
Iron	17700		33	33	mg/Kg	10	11/16/19	EK	SW6010D
Lead	6.8		0.7	0.33	mg/Kg	1	11/16/19	EK	SW6010D
Magnesium	12100		33	33	mg/Kg	10	11/16/19	EK	SW6010D
Manganese	353	N	3.3	3.3	mg/Kg	10	11/16/19	EK	SW6010D
Mercury	ND		0.03	0.02	mg/Kg	2	11/18/19	RS	SW7471B
Nickel	15.0		0.33	0.33	mg/Kg	1	11/16/19	EK	SW6010D
Potassium	1400	N	7	2.6	mg/Kg	1	11/16/19	EK	SW6010D
Selenium	ND		1.3	1.1	mg/Kg	1	11/16/19	EK	SW6010D
Silver	ND		0.33	0.33	mg/Kg	1	11/16/19	EK	SW6010D
Sodium	83	N	7	2.9	mg/Kg	1	11/16/19	EK	SW6010D
Thallium	ND		1.3	1.3	mg/Kg	1	11/16/19	EK	SW6010D
Vanadium	16.1		0.33	0.33	mg/Kg	1	11/16/19	EK	SW6010D
Zinc	42.3		0.7	0.33	mg/Kg	1	11/16/19	EK	SW6010D
Percent Solid	95				%		11/15/19	VT	SW846-%Solid
Soil Extraction for PCB	Completed						11/15/19	MM/LE	SW3545A
Soil Extraction for Pesticides	Completed						11/15/19	MM/LE	SW3545A
Soil Extraction for SVOA	Completed						11/15/19	K/R/LE	SW3545A
Mercury Digestion	Completed						11/18/19	LS/LS	SW7471B

Parameter	Result	RL/ PQL	LOD/ MDL	Units	Dilution	Date/Time	By	Reference
Soil Extraction for Herbicide	Completed					11/15/19	J/D	SW8151A
Total Metals Digest	Completed					11/15/19	JJ/AG/BF	SW3050B
Chlorinated Herbicides								
2,4,5-T	ND	87	87	ug/Kg	10	11/18/19	JRB	SW8151A
2,4,5-TP (Silvex)	ND	87	87	ug/Kg	10	11/18/19	JRB	SW8151A
2,4-D	ND	170	170	ug/Kg	10	11/18/19	JRB	SW8151A
2,4-DB	ND	1700	1700	ug/Kg	10	11/18/19	JRB	SW8151A
Dalapon	ND	87	87	ug/Kg	10	11/18/19	JRB	SW8151A
Dicamba	ND	87	87	ug/Kg	10	11/18/19	JRB	SW8151A
Dichloroprop	ND	170	170	ug/Kg	10	11/18/19	JRB	SW8151A
Dinoseb	ND	170	170	ug/Kg	10	11/18/19	JRB	SW8151A
QA/QC Surrogates								
% DCAA	58			%	10	11/18/19	JRB	30 - 150 %
% DCAA (Confirmation)	60			%	10	11/18/19	JRB	30 - 150 %
Polychlorinated Biphenyls								
PCB-1016	ND	70	70	ug/Kg	2	11/18/19	SC	SW8082A
PCB-1221	ND	70	70	ug/Kg	2	11/18/19	SC	SW8082A
PCB-1232	ND	70	70	ug/Kg	2	11/18/19	SC	SW8082A
PCB-1242	ND	70	70	ug/Kg	2	11/18/19	SC	SW8082A
PCB-1248	ND	70	70	ug/Kg	2	11/18/19	SC	SW8082A
PCB-1254	ND	70	70	ug/Kg	2	11/18/19	SC	SW8082A
PCB-1260	ND	70	70	ug/Kg	2	11/18/19	SC	SW8082A
PCB-1262	ND	70	70	ug/Kg	2	11/18/19	SC	SW8082A
PCB-1268	ND	70	70	ug/Kg	2	11/18/19	SC	SW8082A
QA/QC Surrogates								
% DCBP	77			%	2	11/18/19	SC	30 - 150 %
% DCBP (Confirmation)	81			%	2	11/18/19	SC	30 - 150 %
% TCMX	73			%	2	11/18/19	SC	30 - 150 %
% TCMX (Confirmation)	76			%	2	11/18/19	SC	30 - 150 %
Pesticides - Soil								
4,4' -DDD	ND	2.1	2.1	ug/Kg	2	11/18/19	AW	SW8081B
4,4' -DDE	ND	2.1	2.1	ug/Kg	2	11/18/19	AW	SW8081B
4,4' -DDT	ND	2.1	2.1	ug/Kg	2	11/18/19	AW	SW8081B
a-BHC	ND	7.0	7.0	ug/Kg	2	11/18/19	AW	SW8081B
a-Chlordane	ND	3.5	3.5	ug/Kg	2	11/18/19	AW	SW8081B
Aldrin	ND	3.5	3.5	ug/Kg	2	11/18/19	AW	SW8081B
b-BHC	ND	7.0	7.0	ug/Kg	2	11/18/19	AW	SW8081B
Chlordane	ND	35	35	ug/Kg	2	11/18/19	AW	SW8081B
d-BHC	ND	7.0	7.0	ug/Kg	2	11/18/19	AW	SW8081B
Dieldrin	ND	3.5	3.5	ug/Kg	2	11/18/19	AW	SW8081B
Endosulfan I	ND	7.0	7.0	ug/Kg	2	11/18/19	AW	SW8081B
Endosulfan II	ND	7.0	7.0	ug/Kg	2	11/18/19	AW	SW8081B
Endosulfan sulfate	ND	7.0	7.0	ug/Kg	2	11/18/19	AW	SW8081B
Endrin	ND	7.0	7.0	ug/Kg	2	11/18/19	AW	SW8081B
Endrin aldehyde	ND	7.0	7.0	ug/Kg	2	11/18/19	AW	SW8081B
Endrin ketone	ND	7.0	7.0	ug/Kg	2	11/18/19	AW	SW8081B
g-BHC	ND	1.4	1.4	ug/Kg	2	11/18/19	AW	SW8081B

Parameter	Result	RL/ PQL	LOD/ MDL	Units	Dilution	Date/Time	By	Reference
g-Chlordane	ND	3.5	3.5	ug/Kg	2	11/18/19	AW	SW8081B
Heptachlor	ND	7.0	7.0	ug/Kg	2	11/18/19	AW	SW8081B
Heptachlor epoxide	ND	7.0	7.0	ug/Kg	2	11/18/19	AW	SW8081B
Methoxychlor	ND	35	35	ug/Kg	2	11/18/19	AW	SW8081B
Toxaphene	ND	140	140	ug/Kg	2	11/18/19	AW	SW8081B
QA/QC Surrogates								
% DCBP	66			%	2	11/18/19	AW	30 - 150 %
% DCBP (Confirmation)	68			%	2	11/18/19	AW	30 - 150 %
% TCMX	63			%	2	11/18/19	AW	30 - 150 %
% TCMX (Confirmation)	63			%	2	11/18/19	AW	30 - 150 %
Client MS/MSD	Completed					11/18/19		

Semivolatiles

1,2,4,5-Tetrachlorobenzene	ND	240	120	ug/Kg	1	11/16/19	WB	SW8270D
1,2,4-Trichlorobenzene	ND	240	100	ug/Kg	1	11/16/19	WB	SW8270D
1,2-Dichlorobenzene	ND	240	97	ug/Kg	1	11/16/19	WB	SW8270D
1,2-Diphenylhydrazine	ND	240	110	ug/Kg	1	11/16/19	WB	SW8270D
1,3-Dichlorobenzene	ND	240	100	ug/Kg	1	11/16/19	WB	SW8270D
1,4-Dichlorobenzene	ND	240	100	ug/Kg	1	11/16/19	WB	SW8270D
2,4,5-Trichlorophenol	ND	240	190	ug/Kg	1	11/16/19	WB	SW8270D
2,4,6-Trichlorophenol	ND	170	110	ug/Kg	1	11/16/19	WB	SW8270D
2,4-Dichlorophenol	ND	170	120	ug/Kg	1	11/16/19	WB	SW8270D
2,4-Dimethylphenol	ND	240	85	ug/Kg	1	11/16/19	WB	SW8270D
2,4-Dinitrophenol	ND	240	240	ug/Kg	1	11/16/19	WB	SW8270D
2,4-Dinitrotoluene	ND	170	140	ug/Kg	1	11/16/19	WB	SW8270D
2,6-Dinitrotoluene	ND	170	110	ug/Kg	1	11/16/19	WB	SW8270D
2-Chloronaphthalene	ND	240	98	ug/Kg	1	11/16/19	WB	SW8270D
2-Chlorophenol	ND	240	98	ug/Kg	1	11/16/19	WB	SW8270D
2-Methylnaphthalene	ND	240	100	ug/Kg	1	11/16/19	WB	SW8270D
2-Methylphenol (o-cresol)	ND	240	160	ug/Kg	1	11/16/19	WB	SW8270D
2-Nitroaniline	ND	240	240	ug/Kg	1	11/16/19	WB	SW8270D
2-Nitrophenol	ND	240	220	ug/Kg	1	11/16/19	WB	SW8270D
3&4-Methylphenol (m&p-cresol)	ND	240	140	ug/Kg	1	11/16/19	WB	SW8270D 1
3,3'-Dichlorobenzidine	ND	170	160	ug/Kg	1	11/16/19	WB	SW8270D
3-Nitroaniline	ND	340	690	ug/Kg	1	11/16/19	WB	SW8270D
4,6-Dinitro-2-methylphenol	ND	210	69	ug/Kg	1	11/16/19	WB	SW8270D
4-Bromophenyl phenyl ether	ND	240	100	ug/Kg	1	11/16/19	WB	SW8270D
4-Chloro-3-methylphenol	ND	240	120	ug/Kg	1	11/16/19	WB	SW8270D
4-Chloroaniline	ND	270	160	ug/Kg	1	11/16/19	WB	SW8270D
4-Chlorophenyl phenyl ether	ND	240	120	ug/Kg	1	11/16/19	WB	SW8270D
4-Nitroaniline	ND	340	110	ug/Kg	1	11/16/19	WB	SW8270D
4-Nitrophenol	ND	340	160	ug/Kg	1	11/16/19	WB	SW8270D
Acenaphthene	ND	240	100	ug/Kg	1	11/16/19	WB	SW8270D
Acenaphthylene	ND	240	96	ug/Kg	1	11/16/19	WB	SW8270D
Acetophenone	ND	240	110	ug/Kg	1	11/16/19	WB	SW8270D
Aniline	ND	270	270	ug/Kg	1	11/16/19	WB	SW8270D
Anthracene	ND	240	110	ug/Kg	1	11/16/19	WB	SW8270D
Benz(a)anthracene	ND	240	120	ug/Kg	1	11/16/19	WB	SW8270D
Benzidine	ND	340	200	ug/Kg	1	11/16/19	WB	SW8270D
Benzo(a)pyrene	ND	170	110	ug/Kg	1	11/16/19	WB	SW8270D

Project ID: 125 BATH STREET
Client ID: COMP-1

Phoenix I.D.: CE61964

Parameter	Result	RL/ PQL	LOD/ MDL	Units	Dilution	Date/Time	By	Reference
Benzo(b)fluoranthene	ND	240	120	ug/Kg	1	11/16/19	WB	SW8270D
Benzo(ghi)perylene	ND	240	110	ug/Kg	1	11/16/19	WB	SW8270D
Benzo(k)fluoranthene	ND	240	110	ug/Kg	1	11/16/19	WB	SW8270D
Benzoic acid	ND	1700	690	ug/Kg	1	11/16/19	WB	SW8270D
Benzyl butyl phthalate	ND	240	89	ug/Kg	1	11/16/19	WB	SW8270D
Bis(2-chloroethoxy)methane	ND	240	95	ug/Kg	1	11/16/19	WB	SW8270D
Bis(2-chloroethyl)ether	ND	170	93	ug/Kg	1	11/16/19	WB	SW8270D
Bis(2-chloroisopropyl)ether	ND	240	96	ug/Kg	1	11/16/19	WB	SW8270D
Bis(2-ethylhexyl)phthalate	ND	240	99	ug/Kg	1	11/16/19	WB	SW8270D
Carbazole	ND	170	140	ug/Kg	1	11/16/19	WB	SW8270D
Chrysene	ND	240	120	ug/Kg	1	11/16/19	WB	SW8270D
Dibenz(a,h)anthracene	ND	170	110	ug/Kg	1	11/16/19	WB	SW8270D
Dibenzofuran	ND	240	100	ug/Kg	1	11/16/19	WB	SW8270D
Diethyl phthalate	ND	240	110	ug/Kg	1	11/16/19	WB	SW8270D
Dimethylphthalate	ND	240	110	ug/Kg	1	11/16/19	WB	SW8270D
Di-n-butylphthalate	ND	240	91	ug/Kg	1	11/16/19	WB	SW8270D
Di-n-octylphthalate	ND	240	89	ug/Kg	1	11/16/19	WB	SW8270D
Fluoranthene	ND	240	110	ug/Kg	1	11/16/19	WB	SW8270D
Fluorene	ND	240	110	ug/Kg	1	11/16/19	WB	SW8270D
Hexachlorobenzene	ND	170	100	ug/Kg	1	11/16/19	WB	SW8270D
Hexachlorobutadiene	ND	240	120	ug/Kg	1	11/16/19	WB	SW8270D
Hexachlorocyclopentadiene	ND	240	110	ug/Kg	1	11/16/19	WB	SW8270D
Hexachloroethane	ND	170	100	ug/Kg	1	11/16/19	WB	SW8270D
Indeno(1,2,3-cd)pyrene	ND	240	110	ug/Kg	1	11/16/19	WB	SW8270D
Isophorone	ND	170	96	ug/Kg	1	11/16/19	WB	SW8270D
Naphthalene	ND	240	99	ug/Kg	1	11/16/19	WB	SW8270D
Nitrobenzene	ND	170	120	ug/Kg	1	11/16/19	WB	SW8270D
N-Nitrosodimethylamine	ND	240	97	ug/Kg	1	11/16/19	WB	SW8270D
N-Nitrosodi-n-propylamine	ND	170	110	ug/Kg	1	11/16/19	WB	SW8270D
N-Nitrosodiphenylamine	ND	240	130	ug/Kg	1	11/16/19	WB	SW8270D
Pentachloronitrobenzene	ND	240	130	ug/Kg	1	11/16/19	WB	SW8270D
Pentachlorophenol	ND	210	130	ug/Kg	1	11/16/19	WB	SW8270D
Phenanthrene	ND	240	98	ug/Kg	1	11/16/19	WB	SW8270D
Phenol	ND	240	110	ug/Kg	1	11/16/19	WB	SW8270D
Pyrene	ND	240	120	ug/Kg	1	11/16/19	WB	SW8270D
Pyridine	ND	240	85	ug/Kg	1	11/16/19	WB	SW8270D
QA/QC Surrogates								
% 2,4,6-Tribromophenol	68			%	1	11/16/19	WB	30 - 130 %
% 2-Fluorobiphenyl	67			%	1	11/16/19	WB	30 - 130 %
% 2-Fluorophenol	62			%	1	11/16/19	WB	30 - 130 %
% Nitrobenzene-d5	68			%	1	11/16/19	WB	30 - 130 %
% Phenol-d5	63			%	1	11/16/19	WB	30 - 130 %
% Terphenyl-d14	64			%	1	11/16/19	WB	30 - 130 %
Non Target Semivolatile Compounds	Absent				1	11/18/19	WB	

Parameter	Result	RL/ PQL	LOD/ MDL	Units	Dilution	Date/Time	By	Reference

1 = This parameter is not certified by the primary accrediting authority (NY NELAC) for this matrix. NY NELAC does not offer certification for all parameters at this time.

RL/PQL=Reporting/Practical Quantitation Level (Equivalent to NELAC LOQ, Limit of Quantitation) ND=Not Detected BRL=Below Reporting Level L=Biased Low LOD=Limit of Detection MDL=Method Detection Limit1
QA/QC Surrogates: Surrogates are compounds (preceeded with a %) added by the lab to determine analysis efficiency. Surrogate results(%) listed in the report are not "detected" compounds.

Comments:

Per 1.4.6 of EPA method 8270D, 1,2-Diphenylhydrazine is unstable and readily converts to Azobenzene. Azobenzene is used for the calibration of 1,2-Diphenylhydrazine.

Please be advised that the NY 375 soil criteria for chromium are based on hexavalent chromium and trivalent chromium.

All soils, solids and sludges are reported on a dry weight basis unless otherwise noted in the sample comments.

If you are the client above and have any questions concerning this testing, please do not hesitate to contact Phoenix Client Services at ext.200.
The contents of this report cannot be discussed with anyone other than the client listed above without their written consent.

Phyllis Shiller, Laboratory Director
December 02, 2019
Reviewed and Released by: Ethan Lee, Project Manager

Environmental Laboratories, Inc.
587 East Middle Turnpike, P.O.Box 370, Manchester, CT 06045
Tel. (860) 645-1102 Fax (860) 645-0823

NY # 11301

Analysis Report

December 02, 2019

FOR: Attn: Mr. Jeff Wink
NETC
PO Box 2167
Ballston Spa, NY 12020

Sample Information		Custody Information		Date	Time
Matrix:	SOIL	Collected by:		11/15/19	12:30
Location Code:	NETC	Received by:	B	11/15/19	16:49
Rush Request:	24 Hour	Analyzed by:	see "By" below		
P.O.#:	15.0918304				

Laboratory Data

SDG ID: GCE61964
Phoenix ID: CE61965

Project ID: 125 BATH STREET
Client ID: GRAB-1

Parameter	Result	RL/ PQL	LOD/ MDL	Units	Dilution	Date/Time	By	Reference	
Percent Solid	96			%		11/15/19	VT	SW846-%Solid	
Volatiles									
1,1,1,2-Tetrachloroethane	ND	5.9	1.2	ug/Kg	1	11/16/19	JLI	SW8260C	
1,1,1-Trichloroethane	ND	5.9	0.59	ug/Kg	1	11/16/19	JLI	SW8260C	
1,1,2,2-Tetrachloroethane	ND	5.9	1.2	ug/Kg	1	11/16/19	JLI	SW8260C	
1,1,2-Trichloroethane	ND	5.9	1.2	ug/Kg	1	11/16/19	JLI	SW8260C	
1,1-Dichloroethane	ND	5.9	1.2	ug/Kg	1	11/16/19	JLI	SW8260C	
1,1-Dichloroethene	ND	5.9	0.59	ug/Kg	1	11/16/19	JLI	SW8260C	
1,1-Dichloropropene	ND	5.9	0.59	ug/Kg	1	11/16/19	JLI	SW8260C	
1,2,3-Trichlorobenzene	ND	5.9	1.2	ug/Kg	1	11/16/19	JLI	SW8260C	
1,2,3-Trichloropropane	ND	5.9	0.59	ug/Kg	1	11/16/19	JLI	SW8260C	
1,2,4-Trichlorobenzene	ND	5.9	1.2	ug/Kg	1	11/16/19	JLI	SW8260C	
1,2,4-Trimethylbenzene	ND	5.9	0.59	ug/Kg	1	11/16/19	JLI	SW8260C	
1,2-Dibromo-3-chloropropane	ND	5.9	1.2	ug/Kg	1	11/16/19	JLI	SW8260C	
1,2-Dibromoethane	ND	5.9	0.59	ug/Kg	1	11/16/19	JLI	SW8260C	
1,2-Dichlorobenzene	ND	5.9	0.59	ug/Kg	1	11/16/19	JLI	SW8260C	
1,2-Dichloroethane	ND	5.9	0.59	ug/Kg	1	11/16/19	JLI	SW8260C	
1,2-Dichloropropane	ND	5.9	1.2	ug/Kg	1	11/16/19	JLI	SW8260C	
1,3,5-Trimethylbenzene	ND	5.9	0.59	ug/Kg	1	11/16/19	JLI	SW8260C	
1,3-Dichlorobenzene	ND	5.9	0.59	ug/Kg	1	11/16/19	JLI	SW8260C	
1,3-Dichloropropane	ND	5.9	1.2	ug/Kg	1	11/16/19	JLI	SW8260C	
1,4-Dichlorobenzene	ND	5.9	0.59	ug/Kg	1	11/16/19	JLI	SW8260C	
2,2-Dichloropropane	ND	5.9	0.59	ug/Kg	1	11/16/19	JLI	SW8260C	
2-Chlorotoluene	ND	5.9	1.2	ug/Kg	1	11/16/19	JLI	SW8260C	
2-Hexanone	ND	29	5.9	ug/Kg	1	11/16/19	JLI	SW8260C	
2-Isopropyltoluene	ND	5.9	0.59	ug/Kg	1	11/16/19	JLI	SW8260C	1
4-Chlorotoluene	ND	5.9	0.59	ug/Kg	1	11/16/19	JLI	SW8260C	

Project ID: 125 BATH STREET
Client ID: GRAB-1

Phoenix I.D.: CE61965

Parameter	Result		RL/ PQL	LOD/ MDL	Units	Dilution	Date/Time	By	Reference	
4-Methyl-2-pentanone	ND		29	5.9	ug/Kg	1	11/16/19	JLI	SW8260C	
Acetone	33	S	29	5.9	ug/Kg	1	11/16/19	JLI	SW8260C	
Acrylonitrile	ND		12	1.2	ug/Kg	1	11/16/19	JLI	SW8260C	
Benzene	ND		5.9	0.59	ug/Kg	1	11/16/19	JLI	SW8260C	
Bromobenzene	ND		5.9	0.59	ug/Kg	1	11/16/19	JLI	SW8260C	
Bromochloromethane	ND		5.9	0.59	ug/Kg	1	11/16/19	JLI	SW8260C	
Bromodichloromethane	ND		5.9	1.2	ug/Kg	1	11/16/19	JLI	SW8260C	
Bromoform	ND		5.9	1.2	ug/Kg	1	11/16/19	JLI	SW8260C	
Bromomethane	ND		5.9	2.4	ug/Kg	1	11/16/19	JLI	SW8260C	
Carbon Disulfide	ND		5.9	1.2	ug/Kg	1	11/16/19	JLI	SW8260C	
Carbon tetrachloride	ND		5.9	1.2	ug/Kg	1	11/16/19	JLI	SW8260C	
Chlorobenzene	ND		5.9	0.59	ug/Kg	1	11/16/19	JLI	SW8260C	
Chloroethane	ND		5.9	0.59	ug/Kg	1	11/16/19	JLI	SW8260C	
Chloroform	ND		5.9	0.59	ug/Kg	1	11/16/19	JLI	SW8260C	
Chloromethane	ND		5.9	1.2	ug/Kg	1	11/16/19	JLI	SW8260C	
cis-1,2-Dichloroethene	ND		5.9	0.59	ug/Kg	1	11/16/19	JLI	SW8260C	
cis-1,3-Dichloropropene	ND		5.9	0.59	ug/Kg	1	11/16/19	JLI	SW8260C	
Dibromochloromethane	ND		5.9	1.2	ug/Kg	1	11/16/19	JLI	SW8260C	
Dibromomethane	ND		5.9	1.2	ug/Kg	1	11/16/19	JLI	SW8260C	
Dichlorodifluoromethane	ND		5.9	0.59	ug/Kg	1	11/16/19	JLI	SW8260C	
Ethylbenzene	ND		5.9	0.59	ug/Kg	1	11/16/19	JLI	SW8260C	
Hexachlorobutadiene	ND		5.9	0.59	ug/Kg	1	11/16/19	JLI	SW8260C	
Isopropylbenzene	ND		5.9	0.59	ug/Kg	1	11/16/19	JLI	SW8260C	
m&p-Xylene	ND		5.9	1.2	ug/Kg	1	11/16/19	JLI	SW8260C	
Methyl Ethyl Ketone	ND		35	5.9	ug/Kg	1	11/16/19	JLI	SW8260C	
Methyl t-butyl ether (MTBE)	ND		12	1.2	ug/Kg	1	11/16/19	JLI	SW8260C	
Methylene chloride	ND		5.9	5.9	ug/Kg	1	11/16/19	JLI	SW8260C	
Naphthalene	ND		5.9	1.2	ug/Kg	1	11/16/19	JLI	SW8260C	
n-Butylbenzene	ND		5.9	0.59	ug/Kg	1	11/16/19	JLI	SW8260C	
n-Propylbenzene	ND		5.9	1.2	ug/Kg	1	11/16/19	JLI	SW8260C	
o-Xylene	ND		5.9	1.2	ug/Kg	1	11/16/19	JLI	SW8260C	
p-Isopropyltoluene	ND		5.9	0.59	ug/Kg	1	11/16/19	JLI	SW8260C	
sec-Butylbenzene	ND		5.9	0.59	ug/Kg	1	11/16/19	JLI	SW8260C	
Styrene	ND		5.9	0.59	ug/Kg	1	11/16/19	JLI	SW8260C	
tert-Butylbenzene	ND		5.9	0.59	ug/Kg	1	11/16/19	JLI	SW8260C	
Tetrachloroethene	ND		5.9	1.2	ug/Kg	1	11/16/19	JLI	SW8260C	
Tetrahydrofuran (THF)	ND		12	2.9	ug/Kg	1	11/16/19	JLI	SW8260C	1
Toluene	ND		5.9	0.59	ug/Kg	1	11/16/19	JLI	SW8260C	
trans-1,2-Dichloroethene	ND		5.9	0.59	ug/Kg	1	11/16/19	JLI	SW8260C	
trans-1,3-Dichloropropene	ND		5.9	0.59	ug/Kg	1	11/16/19	JLI	SW8260C	
trans-1,4-dichloro-2-butene	ND		12	2.9	ug/Kg	1	11/16/19	JLI	SW8260C	
Trichloroethene	ND		5.9	0.59	ug/Kg	1	11/16/19	JLI	SW8260C	
Trichlorofluoromethane	ND		5.9	1.2	ug/Kg	1	11/16/19	JLI	SW8260C	
Trichlorotrifluoroethane	ND		5.9	0.59	ug/Kg	1	11/16/19	JLI	SW8260C	
Vinyl chloride	ND		5.9	0.59	ug/Kg	1	11/16/19	JLI	SW8260C	
QA/QC Surrogates										
% 1,2-dichlorobenzene-d4	100				%	1	11/16/19	JLI	70 - 130 %	
% Bromofluorobenzene	99				%	1	11/16/19	JLI	70 - 130 %	
% Dibromofluoromethane	98				%	1	11/16/19	JLI	70 - 130 %	

Project ID: 125 BATH STREET
Client ID: GRAB-1

Phoenix I.D.: CE61965

Parameter	Result	RL/ PQL	LOD/ MDL	Units	Dilution	Date/Time	By	Reference	
% Toluene-d8	97			%	1	11/16/19	JLI	70 - 130 %	
Non Target Volatile Compounds	Absent				1	11/18/19	JLI		
Client MS/MSD	Completed					11/15/19			
Field Extraction	Completed					11/15/19		SW5035A	1

1 = This parameter is not certified by the primary accrediting authority (NY NELAC) for this matrix. NY NELAC does not offer certification for all parameters at this time.

RL/PQL=Reporting/Practical Quantitation Level (Equivalent to NELAC LOQ, Limit of Quantitation) ND=Not Detected BRL=Below Reporting Level L=Biased Low LOD=Limit of Detection MDL=Method Detection Limit1
QA/QC Surrogates: Surrogates are compounds (preceeded with a %) added by the lab to determine analysis efficiency. Surrogate results(%) listed in the report are not "detected" compounds.

Comments:

All soils, solids and sludges are reported on a dry weight basis unless otherwise noted in the sample comments.

S - Laboratory solvent, contamination is possible.

If you are the client above and have any questions concerning this testing, please do not hesitate to contact Phoenix Client Services at ext.200.
The contents of this report cannot be discussed with anyone other than the client listed above without their written consent.

Phyllis Shiller, Laboratory Director
December 02, 2019
Reviewed and Released by: Ethan Lee, Project Manager

Environmental Laboratories, Inc.
587 East Middle Turnpike, P.O.Box 370, Manchester, CT 06045
Tel. (860) 645-1102 Fax (860) 645-0823

NY # 11301

QA/QC Report

December 02, 2019

QA/QC Data

SDG I.D.: GCE61964

Parameter	Blank	Blk RL	Sample Result	Dup Result	Dup RPD	LCS %	LCSD %	LCS RPD	MS %	MSD %	MS RPD	% Rec Limits	% RPD Limits	
QA/QC Batch 506664 (mg/kg), QC Sample No: CE61964 2X (CE61964)														
Mercury - Soil	BRL	0.03	<0.03	<0.03	NC	92.9	93.2	0.3	81.6	78.4	4.0	75 - 125	30	
QA/QC Batch 506580 (mg/kg), QC Sample No: CE61964 (CE61964)														
ICP Metals - Soil														
Aluminum	BRL	5.0	6750	7300	7.80	120	110	8.7	NC	NC	NC	80 - 120	30	
Antimony	BRL	3.3	<3.3	<3.2	NC	94.3	90.8	3.8	90.2	91.8	1.8	70 - 130	30	
Arsenic	BRL	0.67	3.65	4.28	15.9	103	94.9	8.2	93.6	94.2	0.6	80 - 120	30	
Barium	BRL	0.33	48.4 N	49.2	1.60	91.7	97.8	6.4	130	130	0.0	80 - 120	30	m
Beryllium	BRL	0.27	0.38	0.36	NC	106	108	1.9	99.3	99.1	0.2	80 - 120	30	
Cadmium	BRL	0.33	0.81	0.84	NC	91.9	108	16.1	89.9	89.2	0.8	80 - 120	30	
Calcium	BRL	5.0	43000	41400	3.80	103	97.4	5.6	NC	NC	NC	80 - 120	30	
Chromium	BRL	0.33	10.1	9.58	5.30	112	101	10.3	101	99.7	1.3	80 - 120	30	
Cobalt	BRL	0.33	7.06	7.29	3.20	106	102	3.8	95.9	95.2	0.7	80 - 120	30	
Copper	BRL	0.67	20.8	20.0	3.90	114	105	8.2	117	116	0.9	80 - 120	30	
Iron	BRL	5.0	17700	17300	2.30	116	101	13.8	NC	NC	NC	80 - 120	30	
Lead	BRL	0.33	6.8	6.12	10.5	106	91.3	14.9	93.8	93.8	0.0	80 - 120	30	
Magnesium	BRL	5.0	12100	9030	29.1	111	103	7.5	NC	NC	NC	80 - 120	30	
Manganese	BRL	0.33	353 N	306	14.3	108	98.7	9.0	>130	122	NC	80 - 120	30	m
Nickel	BRL	0.33	15.0	14.9	0.70	104	100	3.9	93.5	92.9	0.6	80 - 120	30	
Potassium	BRL	5.0	1400 N	1280	9.00	117	111	5.3	>130	>130	NC	80 - 120	30	m
Selenium	BRL	1.3	<1.3	<1.3	NC	82.6	80.3	2.8	79.6	80.1	0.6	80 - 120	30	
Silver	BRL	0.33	<0.33	<0.32	NC	108	95.5	12.3	103	103	0.0	70 - 130	30	
Sodium	BRL	5.0	83 N	108	26.2	115	109	5.4	>130	>130	NC	80 - 120	30	m
Thallium	BRL	3.0	<1.3	<2.9	NC	108	107	0.9	97.2	97.3	0.1	80 - 120	30	
Vanadium	BRL	0.33	16.1	14.8	8.40	110	104	5.6	106	105	0.9	80 - 120	30	
Zinc	BRL	0.67	42.3	41.7	1.40	103	96.0	7.0	99.6	98.2	1.4	80 - 120	30	

m = This parameter is outside laboratory MS/MSD specified recovery limits.

Environmental Laboratories, Inc.
587 East Middle Turnpike, P.O.Box 370, Manchester, CT 06045
Tel. (860) 645-1102 Fax (860) 645-0823

ACCREDITED IN ACCORDANCE WITH nelac NY # 11301

QA/QC Report

December 02, 2019

QA/QC Data

SDG I.D.: GCE61964

Parameter	Blank	Blk RL	LCS %	LCSD %	LCS RPD	MS %	MSD %	MS RPD	% Rec Limits	% RPD Limits
QA/QC Batch 506529 (ug/Kg), QC Sample No: CE61964 10X (CE61964)										
Chlorinated Herbicides - Soil										
2,4,5-T	ND	83	77	78	1.3	78	79	1.3	40 - 140	30
2,4,5-TP (Silvex)	ND	83	74	76	2.7	78	79	1.3	40 - 140	30
2,4-D	ND	170	82	82	0.0	84	83	1.2	40 - 140	30
2,4-DB	ND	1700	74	74	0.0	75	76	1.3	40 - 140	30
Dalapon	ND	83	68	64	6.1	66	69	4.4	40 - 140	30
Dicamba	ND	83	78	79	1.3	76	78	2.6	40 - 140	30
Dichloroprop	ND	83	89	90	1.1	91	91	0.0	40 - 140	30
Dinoseb	ND	83	74	72	2.7	73	73	0.0	40 - 140	30
% DCAA (Surrogate Rec)	58	%	60	61	1.7	61	61	0.0	30 - 150	30
% DCAA (Surrogate Rec) (Confirm	60	%	62	63	1.6	63	63	0.0	30 - 150	30
QA/QC Batch 506519 (ug/Kg), QC Sample No: CE61964 2X (CE61964)										
Polychlorinated Biphenyls - Soil										
PCB-1016	ND	33	102	106	3.8	78	74	5.3	40 - 140	30
PCB-1221	ND	33							40 - 140	30
PCB-1232	ND	33							40 - 140	30
PCB-1242	ND	33							40 - 140	30
PCB-1248	ND	33							40 - 140	30
PCB-1254	ND	33							40 - 140	30
PCB-1260	ND	33	92	95	3.2	72	72	0.0	40 - 140	30
PCB-1262	ND	33							40 - 140	30
PCB-1268	ND	33							40 - 140	30
% DCBP (Surrogate Rec)	73	%	106	93	13.1	73	71	2.8	30 - 150	30
% DCBP (Surrogate Rec) (Confirm	81	%	117	101	14.7	81	79	2.5	30 - 150	30
% TCMX (Surrogate Rec)	84	%	101	106	4.8	73	70	4.2	30 - 150	30
% TCMX (Surrogate Rec) (Confirm	84	%	103	106	2.9	77	73	5.3	30 - 150	30
QA/QC Batch 506521 (ug/Kg), QC Sample No: CE61964 2X (CE61964)										
Pesticides - Soil										
4,4' -DDD	ND	1.7	91	84	8.0	61	75	20.6	40 - 140	30
4,4' -DDE	ND	1.7	82	77	6.3	55	71	25.4	40 - 140	30
4,4' -DDT	ND	1.7	93	86	7.8	64	77	18.4	40 - 140	30
a-BHC	ND	1.0	81	78	3.8	54	70	25.8	40 - 140	30
a-Chlordane	ND	3.3	83	79	4.9	57	71	21.9	40 - 140	30
Aldrin	ND	1.0	77	73	5.3	51	65	24.1	40 - 140	30
b-BHC	ND	1.0	108	103	4.7	73	94	25.1	40 - 140	30
Chlordane	ND	33	83	80	3.7	58	73	22.9	40 - 140	30
d-BHC	ND	3.3	82	78	5.0	56	71	23.6	40 - 140	30
Dieldrin	ND	1.0	85	80	6.1	57	71	21.9	40 - 140	30
Endosulfan I	ND	3.3	85	80	6.1	58	73	22.9	40 - 140	30
Endosulfan II	ND	3.3	94	87	7.7	64	78	19.7	40 - 140	30
Endosulfan sulfate	ND	3.3	103	94	9.1	68	83	19.9	40 - 140	30

Parameter	Blank	Blk RL	LCS %	LCSD %	LCS RPD	MS %	MSD %	MS RPD	% Rec Limits	% RPD Limits	
Endrin	ND	3.3	86	81	6.0	59	71	18.5	40 - 140	30	
Endrin aldehyde	ND	3.3	96	84	13.3	62	78	22.9	40 - 140	30	
Endrin ketone	ND	3.3	93	84	10.2	61	76	21.9	40 - 140	30	
g-BHC	ND	1.0	82	78	5.0	55	70	24.0	40 - 140	30	
g-Chlordane	ND	3.3	83	80	3.7	58	73	22.9	40 - 140	30	
Heptachlor	ND	3.3	80	76	5.1	54	68	23.0	40 - 140	30	
Heptachlor epoxide	ND	3.3	82	78	5.0	58	71	20.2	40 - 140	30	
Methoxychlor	ND	3.3	92	84	9.1	60	76	23.5	40 - 140	30	
Toxaphene	ND	130	NA	NA	NC	NA	NA	NC	40 - 140	30	
% DCBP	92	%	89	81	9.4	58	71	20.2	30 - 150	30	
% DCBP (Confirmation)	91	%	87	81	7.1	59	70	17.1	30 - 150	30	
% TCMX	82	%	79	75	5.2	53	70	27.6	30 - 150	30	
% TCMX (Confirmation)	82	%	80	76	5.1	54	70	25.8	30 - 150	30	

QA/QC Batch 506516 (ug/kg), QC Sample No: CE61964 (CE61964)

Semivolatiles - Soil

1,2,4,5-Tetrachlorobenzene	ND	230	64	64	0.0	60	54	10.5	30 - 130	30	
1,2,4-Trichlorobenzene	ND	230	58	61	5.0	60	55	8.7	30 - 130	30	
1,2-Dichlorobenzene	ND	180	43	51	17.0	54	46	16.0	30 - 130	30	
1,2-Diphenylhydrazine	ND	230	69	69	0.0	63	58	8.3	30 - 130	30	
1,3-Dichlorobenzene	ND	230	40	49	20.2	51	43	17.0	30 - 130	30	
1,4-Dichlorobenzene	ND	230	42	51	19.4	52	45	14.4	30 - 130	30	
2,4,5-Trichlorophenol	ND	230	88	88	0.0	76	70	8.2	30 - 130	30	
2,4,6-Trichlorophenol	ND	130	83	83	0.0	70	62	12.1	30 - 130	30	
2,4-Dichlorophenol	ND	130	78	79	1.3	71	64	10.4	30 - 130	30	
2,4-Dimethylphenol	ND	230	83	84	1.2	61	59	3.3	30 - 130	30	
2,4-Dinitrophenol	ND	230	65	71	8.8	<10	<10	NC	30 - 130	30	m
2,4-Dinitrotoluene	ND	130	85	87	2.3	77	71	8.1	30 - 130	30	
2,6-Dinitrotoluene	ND	130	81	83	2.4	76	70	8.2	30 - 130	30	
2-Chloronaphthalene	ND	230	69	71	2.9	66	60	9.5	30 - 130	30	
2-Chlorophenol	ND	230	63	65	3.1	65	59	9.7	30 - 130	30	
2-Methylnaphthalene	ND	230	65	66	1.5	61	56	8.5	30 - 130	30	
2-Methylphenol (o-cresol)	ND	230	76	77	1.3	70	63	10.5	30 - 130	30	
2-Nitroaniline	ND	330	109	110	0.9	109	101	7.6	30 - 130	30	
2-Nitrophenol	ND	230	73	74	1.4	77	69	11.0	30 - 130	30	
3&4-Methylphenol (m&p-cresol)	ND	230	74	76	2.7	68	60	12.5	30 - 130	30	
3,3'-Dichlorobenzidine	ND	130	67	78	15.2	71	69	2.9	30 - 130	30	
3-Nitroaniline	ND	330	90	93	3.3	97	88	9.7	30 - 130	30	
4,6-Dinitro-2-methylphenol	ND	230	74	77	4.0	23	15	42.1	30 - 130	30	m,r
4-Bromophenyl phenyl ether	ND	230	78	79	1.3	70	66	5.9	30 - 130	30	
4-Chloro-3-methylphenol	ND	230	85	85	0.0	75	70	6.9	30 - 130	30	
4-Chloroaniline	ND	230	61	66	7.9	71	67	5.8	30 - 130	30	
4-Chlorophenyl phenyl ether	ND	230	76	78	2.6	70	66	5.9	30 - 130	30	
4-Nitroaniline	ND	230	83	87	4.7	81	73	10.4	30 - 130	30	
4-Nitrophenol	ND	230	93	93	0.0	80	69	14.8	30 - 130	30	
Acenaphthene	ND	230	72	74	2.7	68	63	7.6	30 - 130	30	
Acenaphthylene	ND	130	68	69	1.5	65	60	8.0	30 - 130	30	
Acetophenone	ND	230	55	59	7.0	60	55	8.7	30 - 130	30	
Aniline	ND	330	41	41	0.0	53	46	14.1	30 - 130	30	
Anthracene	ND	230	76	76	0.0	68	63	7.6	30 - 130	30	
Benz(a)anthracene	ND	230	81	80	1.2	71	65	8.8	30 - 130	30	
Benzidine	ND	330	<10	<10	NC	32	40	22.2	30 - 130	30	l
Benzo(a)pyrene	ND	130	80	79	1.3	70	64	9.0	30 - 130	30	

Parameter	Blank	Blk RL	LCS %	LCSD %	LCS RPD	MS %	MSD %	MS RPD	% Rec Limits	% RPD Limits	
Benzo(b)fluoranthene	ND	160	77	76	1.3	65	61	6.3	30 - 130	30	
Benzo(ghi)perylene	ND	230	73	74	1.4	62	57	8.4	30 - 130	30	
Benzo(k)fluoranthene	ND	230	80	77	3.8	67	62	7.8	30 - 130	30	
Benzoic Acid	ND	330	58	60	3.4	<10	<10	NC	30 - 130	30	m
Benzyl butyl phthalate	ND	230	85	83	2.4	74	69	7.0	30 - 130	30	
Bis(2-chloroethoxy)methane	ND	230	64	67	4.6	65	61	6.3	30 - 130	30	
Bis(2-chloroethyl)ether	ND	130	47	51	8.2	57	51	11.1	30 - 130	30	
Bis(2-chloroisopropyl)ether	ND	230	44	49	10.8	51	46	10.3	30 - 130	30	
Bis(2-ethylhexyl)phthalate	ND	230	88	86	2.3	75	72	4.1	30 - 130	30	
Carbazole	ND	230	80	79	1.3	72	67	7.2	30 - 130	30	
Chrysene	ND	230	79	79	0.0	69	63	9.1	30 - 130	30	
Dibenz(a,h)anthracene	ND	130	80	80	0.0	70	64	9.0	30 - 130	30	
Dibenzofuran	ND	230	73	75	2.7	68	63	7.6	30 - 130	30	
Diethyl phthalate	ND	230	79	79	0.0	72	69	4.3	30 - 130	30	
Dimethylphthalate	ND	230	77	77	0.0	72	68	5.7	30 - 130	30	
Di-n-butylphthalate	ND	670	82	81	1.2	73	71	2.8	30 - 130	30	
Di-n-octylphthalate	ND	230	92	91	1.1	80	77	3.8	30 - 130	30	
Fluoranthene	ND	230	77	78	1.3	70	65	7.4	30 - 130	30	
Fluorene	ND	230	76	77	1.3	70	65	7.4	30 - 130	30	
Hexachlorobenzene	ND	130	79	78	1.3	68	63	7.6	30 - 130	30	
Hexachlorobutadiene	ND	230	54	60	10.5	57	52	9.2	30 - 130	30	
Hexachlorocyclopentadiene	ND	230	45	45	0.0	30	37	20.9	30 - 130	30	
Hexachloroethane	ND	130	41	49	17.8	47	41	13.6	30 - 130	30	
Indeno(1,2,3-cd)pyrene	ND	230	80	79	1.3	67	61	9.4	30 - 130	30	
Isophorone	ND	130	60	61	1.7	62	57	8.4	30 - 130	30	
Naphthalene	ND	230	58	62	6.7	60	55	8.7	30 - 130	30	
Nitrobenzene	ND	130	60	64	6.5	65	58	11.4	30 - 130	30	
N-Nitrosodimethylamine	ND	230	37	49	27.9	58	51	12.8	30 - 130	30	
N-Nitrosodi-n-propylamine	ND	130	65	69	6.0	68	64	6.1	30 - 130	30	
N-Nitrosodiphenylamine	ND	130	73	72	1.4	63	60	4.9	30 - 130	30	
Pentachloronitrobenzene	ND	230	79	76	3.9	68	64	6.1	30 - 130	30	
Pentachlorophenol	ND	230	69	67	2.9	48	41	15.7	30 - 130	30	
Phenanthrene	ND	130	77	77	0.0	68	63	7.6	30 - 130	30	
Phenol	ND	230	69	71	2.9	69	62	10.7	30 - 130	30	
Pyrene	ND	230	80	80	0.0	71	67	5.8	30 - 130	30	
Pyridine	ND	230	21	29	32.0	44	38	14.6	30 - 130	30	l,r
% 2,4,6-Tribromophenol	58	%	86	83	3.6	69	62	10.7	30 - 130	30	
% 2-Fluorobiphenyl	59	%	66	67	1.5	61	57	6.8	30 - 130	30	
% 2-Fluorophenol	55	%	54	58	7.1	61	55	10.3	30 - 130	30	
% Nitrobenzene-d5	57	%	58	62	6.7	62	57	8.4	30 - 130	30	
% Phenol-d5	58	%	66	67	1.5	65	58	11.4	30 - 130	30	
% Terphenyl-d14	65	%	69	69	0.0	61	58	5.0	30 - 130	30	

Comment:

Additional 8270 criteria: Four of the compounds can be outside of acceptance criteria as long as recovery is at least 10%. (Acid surrogates acceptance range for aqueous samples: 10-110%, for soils 30-130%)

QA/QC Batch 506704 (ug/kg), QC Sample No: CE61965 (CE61965)

Volatiles - Soil (Low Level)

1,1,1,2-Tetrachloroethane	ND	5.0	111	113	1.8	99	100	1.0	70 - 130	30	
1,1,1-Trichloroethane	ND	5.0	114	106	7.3	104	109	4.7	70 - 130	30	
1,1,2,2-Tetrachloroethane	ND	3.0	104	105	1.0	86	84	2.4	70 - 130	30	
1,1,2-Trichloroethane	ND	5.0	104	104	0.0	89	89	0.0	70 - 130	30	
1,1-Dichloroethane	ND	5.0	102	102	0.0	94	95	1.1	70 - 130	30	

QA/QC Data

SDG I.D.: GCE61964

Parameter	Blank	Blk RL	LCS %	LCSD %	LCS RPD	MS %	MSD %	MS RPD	% Rec Limits	% RPD Limits	
1,1-Dichloroethene	ND	5.0	112	113	0.9	105	105	0.0	70 - 130	30	
1,1-Dichloropropene	ND	5.0	107	108	0.9	100	100	0.0	70 - 130	30	
1,2,3-Trichlorobenzene	ND	5.0	115	113	1.8	69	64	7.5	70 - 130	30	m
1,2,3-Trichloropropane	ND	5.0	99	102	3.0	83	82	1.2	70 - 130	30	
1,2,4-Trichlorobenzene	ND	5.0	116	114	1.7	70	65	7.4	70 - 130	30	m
1,2,4-Trimethylbenzene	ND	1.0	108	109	0.9	91	89	2.2	70 - 130	30	
1,2-Dibromo-3-chloropropane	ND	5.0	107	108	0.9	78	79	1.3	70 - 130	30	
1,2-Dibromoethane	ND	5.0	108	108	0.0	83	83	0.0	70 - 130	30	
1,2-Dichlorobenzene	ND	5.0	102	103	1.0	70	70	0.0	70 - 130	30	
1,2-Dichloroethane	ND	5.0	103	103	0.0	86	88	2.3	70 - 130	30	
1,2-Dichloropropane	ND	5.0	103	104	1.0	93	94	1.1	70 - 130	30	
1,3,5-Trimethylbenzene	ND	1.0	109	110	0.9	96	95	1.0	70 - 130	30	
1,3-Dichlorobenzene	ND	5.0	105	105	0.0	74	73	1.4	70 - 130	30	
1,3-Dichloropropane	ND	5.0	104	105	1.0	84	85	1.2	70 - 130	30	
1,4-Dichlorobenzene	ND	5.0	103	102	1.0	70	68	2.9	70 - 130	30	m
2,2-Dichloropropane	ND	5.0	105	106	0.9	97	98	1.0	70 - 130	30	
2-Chlorotoluene	ND	5.0	105	107	1.9	86	86	0.0	70 - 130	30	
2-Hexanone	ND	25	95	97	2.1	73	72	1.4	70 - 130	30	
2-Isopropyltoluene	ND	5.0	114	116	1.7	103	102	1.0	70 - 130	30	
4-Chlorotoluene	ND	5.0	104	104	0.0	78	77	1.3	70 - 130	30	
4-Methyl-2-pentanone	ND	25	103	106	2.9	90	90	0.0	70 - 130	30	
Acetone	ND	10	67	69	2.9	25	48	63.0	70 - 130	30	l,m,r
Acrylonitrile	ND	5.0	104	102	1.9	92	92	0.0	70 - 130	30	
Benzene	ND	1.0	104	105	1.0	95	95	0.0	70 - 130	30	
Bromobenzene	ND	5.0	105	105	0.0	79	77	2.6	70 - 130	30	
Bromochloromethane	ND	5.0	106	106	0.0	91	92	1.1	70 - 130	30	
Bromodichloromethane	ND	5.0	106	107	0.9	91	90	1.1	70 - 130	30	
Bromoform	ND	5.0	111	111	0.0	83	86	3.6	70 - 130	30	
Bromomethane	ND	5.0	126	131	3.9	115	116	0.9	70 - 130	30	l
Carbon Disulfide	ND	5.0	109	109	0.0	95	97	2.1	70 - 130	30	
Carbon tetrachloride	ND	5.0	102	102	0.0	91	95	4.3	70 - 130	30	
Chlorobenzene	ND	5.0	105	106	0.9	84	84	0.0	70 - 130	30	
Chloroethane	ND	5.0	112	113	0.9	60	51	16.2	70 - 130	30	m
Chloroform	ND	5.0	100	100	0.0	90	90	0.0	70 - 130	30	
Chloromethane	ND	5.0	113	115	1.8	105	108	2.8	70 - 130	30	
cis-1,2-Dichloroethene	ND	5.0	105	99	5.9	92	93	1.1	70 - 130	30	
cis-1,3-Dichloropropene	ND	5.0	108	108	0.0	84	85	1.2	70 - 130	30	
Dibromochloromethane	ND	3.0	113	112	0.9	89	91	2.2	70 - 130	30	
Dibromomethane	ND	5.0	104	104	0.0	87	88	1.1	70 - 130	30	
Dichlorodifluoromethane	ND	5.0	133	135	1.5	128	130	1.6	70 - 130	30	l
Ethylbenzene	ND	1.0	106	108	1.9	95	95	0.0	70 - 130	30	
Hexachlorobutadiene	ND	5.0	113	112	0.9	100	100	0.0	70 - 130	30	
Isopropylbenzene	ND	1.0	105	106	0.9	97	96	1.0	70 - 130	30	
m&p-Xylene	ND	2.0	108	109	0.9	95	95	0.0	70 - 130	30	
Methyl ethyl ketone	ND	5.0	96	96	0.0	80	83	3.7	70 - 130	30	
Methyl t-butyl ether (MTBE)	ND	1.0	110	111	0.9	104	105	1.0	70 - 130	30	
Methylene chloride	ND	5.0	89	90	1.1	78	78	0.0	70 - 130	30	
Naphthalene	ND	5.0	115	116	0.9	72	65	10.2	70 - 130	30	m
n-Butylbenzene	ND	1.0	107	107	0.0	90	89	1.1	70 - 130	30	
n-Propylbenzene	ND	1.0	106	107	0.9	94	92	2.2	70 - 130	30	
o-Xylene	ND	2.0	111	111	0.0	96	96	0.0	70 - 130	30	
p-Isopropyltoluene	ND	1.0	108	109	0.9	96	94	2.1	70 - 130	30	
sec-Butylbenzene	ND	1.0	114	115	0.9	104	103	1.0	70 - 130	30	

QA/QC Data

SDG I.D.: GCE61964

Parameter	Blank	Blk RL	LCS %	LCSD %	LCS RPD	MS %	MSD %	MS RPD	% Rec Limits	% RPD Limits
Styrene	ND	5.0	109	109	0.0	83	83	0.0	70 - 130	30
tert-Butylbenzene	ND	1.0	107	108	0.9	99	99	0.0	70 - 130	30
Tetrachloroethene	ND	5.0	109	108	0.9	100	100	0.0	70 - 130	30
Tetrahydrofuran (THF)	ND	5.0	108	95	12.8	91	100	9.4	70 - 130	30
Toluene	ND	1.0	106	107	0.9	93	94	1.1	70 - 130	30
trans-1,2-Dichloroethene	ND	5.0	108	106	1.9	93	95	2.1	70 - 130	30
trans-1,3-Dichloropropene	ND	5.0	107	108	0.9	77	75	2.6	70 - 130	30
trans-1,4-dichloro-2-butene	ND	5.0	114	116	1.7	72	71	1.4	70 - 130	30
Trichloroethene	ND	5.0	105	106	0.9	96	95	1.0	70 - 130	30
Trichlorofluoromethane	ND	5.0	111	115	3.5	95	85	11.1	70 - 130	30
Trichlorotrifluoroethane	ND	5.0	117	121	3.4	118	118	0.0	70 - 130	30
Vinyl chloride	ND	5.0	102	102	0.0	101	105	3.9	70 - 130	30
% 1,2-dichlorobenzene-d4	101	%	100	99	1.0	101	99	2.0	70 - 130	30
% Bromofluorobenzene	99	%	104	104	0.0	104	104	0.0	70 - 130	30
% Dibromofluoromethane	99	%	110	100	9.5	102	111	8.5	70 - 130	30
% Toluene-d8	97	%	98	99	1.0	98	98	0.0	70 - 130	30

l = This parameter is outside laboratory LCS/LCSD specified recovery limits.
m = This parameter is outside laboratory MS/MSD specified recovery limits.
r = This parameter is outside laboratory RPD specified recovery limits.

If there are any questions regarding this data, please call Phoenix Client Services at extension 200.

RPD - Relative Percent Difference
LCS - Laboratory Control Sample
LCSD - Laboratory Control Sample Duplicate
MS - Matrix Spike
MS Dup - Matrix Spike Duplicate
NC - No Criteria
Intf - Interference

Phyllis Shiller, Laboratory Director
December 02, 2019

Sample Criteria Exceedances Report

GCE61964 - NETC

Criteria: NY: 375RRS

State: NY

SampNo	Acode	Phoenix Analyte	Criteria	Result	RL	Criteria	RL Criteria	Analysis Units

*** No Data to Display ***

Phoenix Laboratories does not assume responsibility for the data contained in this exceedance report. It is provided as an additional tool to identify requested criteria exceedences. All efforts are made to ensure the accuracy of the data (obtained from appropriate agencies). A lack of exceedence information does not necessarily suggest conformance to the criteria. It is ultimately the site professional's responsibility to determine appropriate compliance.

Environmental Laboratories, Inc.
587 East Middle Turnpike, P.O.Box 370, Manchester, CT 06045
Tel. (860) 645-1102 Fax (860) 645-0823

NY # 11301

RCP Certification Report

December 02, 2019

SDG I.D.: GCE61964

Herbicide Narration

Were all QA/QC performance criteria specified in the Reasonable Confidence Protocol documents achieved? Yes.

Instrument:

AU-ECD12 11/17/19-1 Jeff Bucko, Chemist 11/17/19

CE61964

The initial calibration (HRBN12AI) RSD for the compound list was less than 20% except for the following compounds: None.
The initial calibration (HRBN12BI) RSD for the compound list was less than 20% except for the following compounds: None.
The continuing calibration %D for the compound list was less than 15% except for the following compounds:None.

QC (Site Specific):

Batch 506529 (CE61964)

CE61964

All LCS recoveries were within 40 - 140 with the following exceptions: None.
All LCSD recoveries were within 40 - 140 with the following exceptions: None.
All LCS/LCSD RPDs were less than 30% with the following exceptions: None.
All MS recoveries were within 30 - 150 with the following exceptions: None.
All MSD recoveries were within 30 - 150 with the following exceptions: None.
All MS/MSD RPDs were less than 30% with the following exceptions: None.

Mercury Narration

Were all QA/QC performance criteria specified in the analytical method achieved? Yes.

Instrument:

MERLIN 11/18/19 07:55 Rick Schweitzer, Chemist 11/18/19

CE61964

The method preparation blank contains all of the acids and reagents as the samples; the instrument blanks do not.
The initial calibration met all criteria including a standard run at or below the reporting level.
All calibration verification standards (ICV, CCV) met criteria.
All calibration blank verification standards (ICB, CCB) met criteria.
The matrix spike sample is used to identify spectral interference for each batch of samples, if within 85-115%, no interference is observed and no further action is taken.
The following Initial Calibration Verification (ICV) compounds did not meet criteria: None.
The following Continuing Calibration Verification (CCV) compounds did not meet criteria: None.

QC (Site Specific):

Batch 506664 (CE61964)

CE61964

All LCS recoveries were within 75 - 125 with the following exceptions: None.
All LCSD recoveries were within 75 - 125 with the following exceptions: None.
All LCS/LCSD RPDs were less than 30% with the following exceptions: None.
All MS recoveries were within 75 - 125 with the following exceptions: None.
All MSD recoveries were within 75 - 125 with the following exceptions: None.
All MS/MSD RPDs were less than 30% with the following exceptions: None.

Environmental Laboratories, Inc.
587 East Middle Turnpike, P.O.Box 370, Manchester, CT 06045
Tel. (860) 645-1102 Fax (860) 645-0823

NY # 11301

Certification Report

December 02, 2019

SDG I.D.: GCE61964

ICP Metals Narration

Were all QA/QC performance criteria specified in the analytical method achieved? Yes.

Instrument:

ARCOS 11/16/19 12:00 Emily Kolominskaya, Chemist 11/16/19

CE61964

Additional criteria for CCV and ICSAB:
Sodium and Potassium are poor performing elements, the laboratory's in-house limits are 85-115% (CCV) and 70-130% (ICSAB).The linear range is defined daily by the calibration range.
The following Initial Calibration Verification (ICV) compounds did not meet criteria: None.
The following Continuing Calibration Verification (CCV) compounds did not meet criteria: None.
The following ICP Interference Check (ICSAB) compounds did not meet criteria: None.

QC (Site Specific):

Batch 506580 (CE61964)

CE61964

All LCS recoveries were within 80 - 120 with the following exceptions: None.
All LCSD recoveries were within 80 - 120 with the following exceptions: None.
All LCS/LCSD RPDs were less than 30% with the following exceptions: None.
All MS recoveries were within 75 - 125 with the following exceptions: Barium(130%), Manganese(>130%), Potassium(>130%), Sodium(>130%)
All MSD recoveries were within 75 - 125 with the following exceptions: Barium(130%), Potassium(>130%), Sodium(>130%)
All MS/MSD RPDs were less than 30% with the following exceptions: None.
A matrix effect is suspected when a MS/MSD recovery is outside of criteria. No further action is required if LCS/LCSD compounds are within criteria.

PCB Narration

Were all QA/QC performance criteria specified in the Reasonable Confidence Protocol documents achieved? Yes.

Instrument:

AU-ECD24 11/18/19-1 Saadia Chudary, Chemist 11/18/19

CE61964

The initial calibration (PC1107AI) RSD for the compound list was less than 20% except for the following compounds: None.
The initial calibration (PC1107BI) RSD for the compound list was less than 20% except for the following compounds: None.
The continuing calibration %D for the compound list was less than 15% except for the following compounds:None.

QC (Site Specific):

Batch 506519 (CE61964)

CE61964

All LCS recoveries were within 40 - 140 with the following exceptions: None.
All LCSD recoveries were within 40 - 140 with the following exceptions: None.
All LCS/LCSD RPDs were less than 30% with the following exceptions: None.
All MS recoveries were within 40 - 140 with the following exceptions: None.
All MSD recoveries were within 40 - 140 with the following exceptions: None.
All MS/MSD RPDs were less than 30% with the following exceptions: None.

Environmental Laboratories, Inc.
587 East Middle Turnpike, P.O.Box 370, Manchester, CT 06045
Tel. (860) 645-1102 Fax (860) 645-0823

NY # 11301

RCP Certification Report

December 02, 2019

SDG I.D.: GCE61964

PEST Narration

Were all QA/QC performance criteria specified in the Reasonable Confidence Protocol documents achieved? Yes.

Instrument:

AU-ECD35 11/18/19-1 Adam Werner, Chemist 11/18/19

CE61964

The initial calibration (PSN15AI) RSD for the compound list was less than 20% except for the following compounds: None.
The initial calibration (PSN15BI) RSD for the compound list was less than 20% except for the following compounds: None.
The Endrin and DDT breakdown does not exceed 15% except for the following compounds:None.
The Endrin and DDT breakdown does not exceed the maximum of 20% except for the following compounds:None.
The continuing calibration %D for the compound list was less than 20% except for the following compounds:None.

QC (Site Specific):

Batch 506521 (CE61964)

CE61964

All LCS recoveries were within 40 - 140 with the following exceptions: None.
All LCSD recoveries were within 40 - 140 with the following exceptions: None.
All LCS/LCSD RPDs were less than 30% with the following exceptions: None.
All MS recoveries were within 30 - 150 with the following exceptions: None.
All MSD recoveries were within 30 - 150 with the following exceptions: None.
All MS/MSD RPDs were less than 30% with the following exceptions: None.

SVOA Narration

Were all QA/QC performance criteria specified in the Reasonable Confidence Protocol documents achieved? Yes.

Instrument:

CHEM19 11/16/19-1 Matt Richard, Chemist 11/16/19

CE61964

For 8270 full list, the DDT breakdown and pentachlorophenol & benzidine peak tailing were evaluated in the DFTPP tune and were found to be in control.
For 8270 BN list, benzidine peak tailing was evaluated in the DFTPP tune and was found to be in control.

Initial Calibration Evaluation (CHEM19/19_SPLIT_1112):
100% of target compounds met criteria.
The following compounds had %RSDs >20%: None.
The following compounds did not meet recommended response factors: 2-Nitrophenol 0.058 (0.1), Hexachlorobenzene 0.087 (0.1)
The following compounds did not meet a minimum response factors: None.

Continuing Calibration Verification (CHEM19/1116_03-19_SPLIT_1112):
Internal standard areas were within 50 to 200% of the initial calibration with the following exceptions: None.
100% of target compounds met criteria.
The following compounds did not meet % deviation criteria: None.
The following compounds did not meet maximum % deviations: None.
The following compounds did not meet recommended response factors: 2-Nitrophenol 0.070 (0.1), Hexachlorobenzene 0.089 (0.1)
The following compounds did not meet minimum response factors: None.

Environmental Laboratories, Inc.
587 East Middle Turnpike, P.O.Box 370, Manchester, CT 06045
Tel. (860) 645-1102 Fax (860) 645-0823

NY # 11301

RCP Certification Report

December 02, 2019

SDG I.D.: GCE61964

SVOA Narration

QC (Site Specific):

Batch 506516 (CE61964)

CE61964

All LCS recoveries were within 30 - 130 with the following exceptions: Benzidine(<10%), Pyridine(21%)
All LCSD recoveries were within 30 - 130 with the following exceptions: Benzidine(<10%), Pyridine(29%)
All LCS/LCSD RPDs were less than 30% with the following exceptions: Pyridine(32.0%)
All MS recoveries were within 30 - 130 with the following exceptions: 2,4-Dinitrophenol(<10%), 4,6-Dinitro-2-methylphenol(23%), Benzoic Acid(<10%)
All MSD recoveries were within 30 - 130 with the following exceptions: 2,4-Dinitrophenol(<10%), 4,6-Dinitro-2-methylphenol(15%), Benzoic Acid(<10%)
All MS/MSD RPDs were less than 30% with the following exceptions: 4,6-Dinitro-2-methylphenol(42.1%)
A matrix effect is suspected when a MS/MSD recovery is outside of criteria. No further action is required if LCS/LCSD compounds are within criteria.
Additional 8270 criteria: Four of the compounds can be outside of acceptance criteria as long as recovery is at least 10%. (Acid surrogates acceptance range for aqueous samples: 10-110%, for soils 30-130%)

VOA Narration

Were all QA/QC performance criteria specified in the Reasonable Confidence Protocol documents achieved? Yes.

Instrument:

CHEM31 11/15/19-2 Jane Li, Chemist 11/15/19

CE61965

Initial Calibration Evaluation (CHEM31/VT-L111119):
94% of target compounds met criteria.
The following compounds had %RSDs >20%: 1,2-Dibromo-3-chloropropane 23% (20%), Acetone 35% (20%), Bromoform 25% (20%), Dibromochloromethane 21% (20%), Naphthalene 27% (20%)
The following compounds did not meet recommended response factors: Acetone 0.086 (0.1), Bromoform 0.076 (0.1), Bromomethane 0.093 (0.1), Tetrachloroethene 0.158 (0.2)
The following compounds did not meet a minimum response factors: None.

Continuing Calibration Verification (CHEM31/1115_34-VT-L111119):
Internal standard areas were within 50 to 200% of the initial calibration with the following exceptions: None.
100% of target compounds met criteria.
The following compounds did not meet % deviation criteria: None.
The following compounds did not meet maximum % deviations: None.
The following compounds did not meet recommended response factors: None.
The following compounds did not meet minimum response factors: None.

QC (Site Specific):

Batch 506704 (CE61965)

CE61965

All LCS recoveries were within 70 - 130 with the following exceptions: Acetone(67%), Dichlorodifluoromethane(133%)
All LCSD recoveries were within 70 - 130 with the following exceptions: Acetone(69%), Bromomethane(131%), Dichlorodifluoromethane(135%)
All LCS/LCSD RPDs were less than 30% with the following exceptions: None.
All MS recoveries were within 70 - 130 with the following exceptions: 1,2,3-Trichlorobenzene(69%), Acetone(25%),

Environmental Laboratories, Inc.
587 East Middle Turnpike, P.O.Box 370, Manchester, CT 06045
Tel. (860) 645-1102 Fax (860) 645-0823

NY # 11301

RCP Certification Report

December 02, 2019

SDG I.D.: GCE61964

VOA Narration

Chloroethane(60%)
All MSD recoveries were within 70 - 130 with the following exceptions: 1,2,3-Trichlorobenzene(64%), 1,2,4-Trichlorobenzene(65%), 1,4-Dichlorobenzene(68%), Acetone(48%), Chloroethane(51%), Naphthalene(65%)
All MS/MSD RPDs were less than 30% with the following exceptions: Acetone(63.0%)
A matrix effect is suspected when a MS/MSD recovery is outside of criteria. No further action is required if LCS/LCSD compounds are within criteria.

Temperature Narration

The samples in this delivery group were received at 1.2°C.
(Note acceptance criteria for relevant matrices is above freezing up to 6°C)

Environmental Laboratories, Inc.
587 East Middle Turnpike, P.O.Box 370, Manchester, CT 06045
Tel. (860) 645-1102 Fax (860) 645-0823

NY Temperature Narration

December 02, 2019

SDG I.D.: GCE61964

The samples in this delivery group were received at 1.2°C.
(Note acceptance criteria for relevant matrices is above freezing up to 6°C)

Cooler: Yes [X] No [ ]
Coolant: IPK [X] ICE [ ] No [ ]
Temp 1.0 Pg of

NY/NJ CHAIN OF CUSTODY RECORD

PHOENIX *Environmental Laboratories, Inc.*

587 East Middle Turnpike, P.O. Box 370, Manchester, CT 06040
Email: info@phoenixlabs.com Fax (860) 645-0823
Client Services (860) 645-8726

Contact Options:
[ ] Fax:
[ ] Phone:
[X] Email: robnetc@nycap.rr.com

Customer: NETC
Address: PO Box 2167
Ballston Spa, New York

Project: 125 Bath Street
Report to: Rob Gray
Invoice to: NETC
QUOTE # :

Project P.O: 15.0918304

This section MUST be completed with Bottle Quantities.

Client Sample - Information - Identification

Sampler's Signature [signature] Date: 11/15

Matrix Code:
DW=Drinking Water **GW**=Ground Water **SW**=Surface Water **WW**=Waste Water
RW=Raw Water **SE**=Sediment **SL**=Sludge **S**=Soil **SD**=Solid **W**=Wipe
OIL=Oil **B**=Bulk **L**=Liquid

Analysis Request

PHOENIX USE ONLY SAMPLE #	Customer Sample Identification	Sample Matrix	Date Sampled	Time Sampled	TAL Metals	EPA 8260	EPA 8270	EPA 8082	Herbicides / Pesticides	GL Amber 8 oz ( )	Soil VOA Vials [3] methanol [6] H2O	GL Soil container (.0) oz	GL Soil container (8.0) oz	40 ml VOA Vial [ ] As is [X] HCl	GL Amber 1000ml [X] As is [ ] H2SO4	PL As is [ ] 250ml [ ] 500ml [ ] 1000ml	PL H2SO4 [ ] 250ml [ ] 500ml	PL NAOH 250ml	PL HNO3 250ml	
61964	Comp-1	S	11/15/2019	12:30	X		x	x	x				8	Run Dup, MS and MSD						
61965	Grab-1	S	11/15/2019	12:30		x					9	2		Run Dup, MS and MSD						

Relinquished by:	Accepted by:	Date:	Time:
[signature]		11/15/19	1231
[signature]	[signature]	11/15/19	1649

Comments, Special Requirements or Regulations:

Turnaround:
[X] 1 Day*
[ ] 2 Days*
[ ] 3 Days*
[ ] 5 Days
[ ] 10 Days
[ ] Other
* SURCHARGE APPLIES

NJ
[ ] Res. Criteria
[ ] Non-Res. Criteria
[ ] Impact to GW Soil Cleanup Criteria
[ ] Impact to GW soil screen Criteria
[ ] GW Criteria

NY
[ ] TOGS GW
[ ] CP-51 SOIL
[ ] 375SCO Unrestricted Soil
[ ] 375SCO Residential Soil
[X] 375SCO Residential Restricted Soil
[ ] 375SCO Commercial Soil
[ ] 375SCO Industrial Soil
[ ] Subpart 5 DW

Data Format
[ ] Phoenix Std Report
[X] Excel
[X] PDF
[ ] GIS/Key
[X] EQuIS
[ ] NJ Hazsite EDD
[ ] NY EZ EDD (ASP)
[ ] Other

Data Package
[ ] NJ Reduced Deliv. *
[X] NY Enhanced (ASP B) *
[ ] Other

What State were samples collected?
New York

PHOENIX
Environmental Laboratories, Inc.

587 East Middle Turnpike, P.O. Box 370, Manchester, CT 06040
Telephone: 860.645.1102 • Fax: 860.645.0823

NY ANALYTICAL SERVICES PROTOCOL
DATA PACKAGE

Client: NETC

125 BATH STREET

Laboratory Project: GCE61964

Semi-Volatiles (Soil)
Ver 1

Organic Data Flags

LOD(MDL): Limit of Detection or Method Detection Limit
The minimum reportable concentration that can be measured with confidence.

PQL(RL): Practical Quantitation Level or Reporting Level
This value is at or above the MDL and is supported by the lowest calibration standard.

· · Q Qualifiers:

U - The compound was analyzed for but not detected at or above the MDL. The number immediately preceding the “U” represents the PQL reporting level corrected for percent solids, weight and/or volume calculations, and dilution factors.

J - Indicates an estimated value, may indicate one of the following, depending on the situation:
a) The reported value is estimated and below the MDL
b) Used when estimating a concentration for TIC where a 1:1 response is assumed or when the result indicates the presence of a compound that meets the indentification criteria, but the results is less than the quantitation limit, but greater than zero.
c) QC associated with this analyte is within warning limits.

X - The concentration is not reported. This quantitation file was not evaluated for this compound at this dilution; a volatile purging or related issue may be the cause.

L - Biased Low

N - The concentration is based on the response of the nearest internal. This flag is used on the TIC form for all compounds identified.

S - This compound is a solvent that is used in the laboratory. Laboratory contamination is suspected if concentration is less than five times the reporting level.

B - This compound was also present in the method blank

D - The reported concentration is the result of a diluted analysis.

E - The reported value is estimated because the concentration exceeded the calibration range.

A - Indicates that the tentatively identified compound is a suspected aldol condensation product. Aldol condensation products are produced during the extraction process.

Q - For TICS, this compound was quantitated using a calibration curve. This compound is part of the instrument method, but not part of the client target list.

P- Percent difference is greater than 25% between the two GC columns and the lower result is reported.

PHOENIX
Environmental Laboratories, Inc.
587 East Middle Turnpike, P.O.Box 370, Manchester, CT 06040
Tel. (860) 645-1102 Fax (860) 645-0823

ACCREDITED IN ACCORDANCE WITH nelac NY # 11301

SDG: GCE61964

Semi-Volatile Soil Conformance / Non-Conformance Summary

Project ID / Client ID: 125 BATH STREET, NETC

Form 1 (Analysis):

No observations noted.

Form 2 (Surrogates):

All surrogates met criteria with the following exceptions: None.

Form 3 (Laboratory Control/Matrix Spike):

Sample: CE61964 LCS
All LCS recoveries met criteria with the following exceptions: Pyridine 21%, Benzidine 0%
All LCSD recoveries met criteria with the following exceptions: Pyridine 29%, Benzidine 8%
All LCS/LCSD RPDs met criteria with the following exceptions: Pyridine 32.0%, Benzidine 200%

Sample: CE61964 MS
All MS recoveries met criteria with the following exceptions: Benzoic Acid 2%, 2,4-Dinitrophenol 6%, 4,6-Dinitro-2-methylphenol 23
All MSD recoveries met criteria with the following exceptions: Benzoic Acid 0%, 2,4-Dinitrophenol 3%, 4,6-Dinitro-2-methylphenol 1
All MS/MSD RPDs met criteria with the following exceptions: Benzoic Acid 200%, 2,4-Dinitrophenol 65.1%, 4,6-Dinitro-2-methylphe
42.1%

Form 4 (Method Blank):

File: CHEM19 1116_04.D
All compounds were non-detect with the following exceptions: None.

Form 5 (Tune):

File: CHEM19 1108_12.D
All Tune criteria was met with the following exceptions: None.

File: CHEM19 1112_44.D
All Tune criteria was met with the following exceptions: None.

File: CHEM19 1116_02.D
All Tune criteria was met with the following exceptions: None.

Form 6 (Initial Calibration):

Calibration: CHEM19 11/09/19 - 11/13/19
100% of method compounds met criteria.
The following compounds did not meet % deviation criteria: None.
The following compounds did not meet maximum % deviations: None.
The following compounds did not meet recommended response factors: 2-Nitrophenol 0.058 (0.1) , Hexachlorobenzene 0.087 (0.1)
The following compounds did not meet minimum response factors: None.

Some calibration qant files utilize the original calibration method that was copied for the calibration method used in this SDG.

Form 7 (Continuing Calibration):

File: CHEM19 1116_02.D (Opening)

PHOENIX
Environmental Laboratories, Inc.
587 East Middle Turnpike, P.O.Box 370, Manchester, CT 06040
Tel. (860) 645-1102 Fax (860) 645-0823

ACCREDITED IN ACCORDANCE WITH nelac NY # 11301

SDG: GCE61964

Semi-Volatile Soil Conformance / Non-Conformance Summary

Project ID / Client ID: 125 BATH STREET, NETC

98% of method compounds met criteria.
Internal standard areas were within 50%-200% of the initial calibration with the following exceptions: None.
The following compounds did not meet % deviation criteria: None.
The following compounds did not meet maximum % deviations: None.
The following compounds did not meet recommended response factors: None.
The following compounds did not meet minimum response factors: None.

File: CHEM19 1116_03.D (Opening)
98% of method compounds met criteria.
Internal standard areas were within 50%-200% of the initial calibration with the following exceptions: None.
The following compounds did not meet % deviation criteria: 2-Nitrophenol -20.7% (20) , 2,4,5-Trichlorophenol -21.2% (20)
The following compounds did not meet maximum % deviations: None.
The following compounds did not meet recommended response factors: 2-Nitrophenol 0.070 (0.1) , Hexachlorobenzene 0.089 (0.1)
The following compounds did not meet minimum response factors: None.

File: CHEM19 1116_28.D (Closing)
The following compounds did not meet maximum % deviations: None.
The following compounds did not meet minimum response factors: None.

Form 8 (Internal Standard and Retention Time):

File: CHEM19 - 19_SPLIT_1112.M / 1108_26.D
All samples met internal standard area and retention time critieria with the following exceptions: None.

File: CHEM19 - 19_SPLIT_1112.M / 1112_50.D
All samples met internal standard area and retention time critieria with the following exceptions: None.

File: CHEM19 - 19_SPLIT_1112.M / 1116_03.D
All samples met internal standard area and retention time critieria with the following exceptions: None.

11/27/19

Alejandro Paredes
Project Manager

2C
Soil SEMIVOLATILE SURROGATE RECOVERY

Lab Name: Phoenix Environmental Labs Client: NETC

Lab Code: Phoenix Case No.: _____ SDG No.: GCE61964

QC Batch Id: 506516 QC Sample Id: CE61964

	CLIENT ID	LAB ID	S1 2FP #	S2 PHL #	S3 NBZ #	S4 FBP #	S5 TBP #	S6 TPH #	TOT OUT
01	CE61964 BLANK	CE61964 BLANK	55	58	57	59	58	65	0
02	CE61964 LCS	CE61964 LCS	54	66	58	66	86	69	0
03	CE61964 LCSD	CE61964 LCSD	58	67	62	67	83	69	0
04	COMP-1 MS	CE61964 MS	61	65	62	61	69	61	0
05	COMP-1 MSD	CE61964 MSD	55	58	57	57	62	58	0
06	COMP-1	CE61964	62	63	68	67	68	64	0
07									
08									
09									
10									
11									
12									
13									
14									
15									
16									
17									
18									
19									
20									
21									
22									
23									
24									
25									
26									
27									
28									
29									
30									

	QC LIMITS
S1 (2FP) = % 2-Fluorophenol	30 - 130
S2 (PHL) = % Phenol-d5	30 - 130
S3 (NBZ) = % Nitrobenzene-d5	30 - 130
S4 (FBP) = % 2-Fluorobiphenyl	30 - 130
S5 (TBP) = % 2,4,6-Tribromophenol	30 - 130
S6 (TPH) = % Terphenyl-d14	30 - 130

Column to be used to flag recovery values
* Values outside of contract required QC limits
D Surrogate diluted out

FORM II SV

3D
SOIL SEMIVOLATILE LCS SPIKE / LCS SPIKE DUPLICATE RECOVERY

Lab Name: Phoenix Environmental Labs Client: NETC

Lab Code: Phoenix Case No: SAS No: SDG No GCE61964

LCS Spike - Client Id: CE61964 LCS Level:(low/med)

COMPOUND	SPIKE ADDED (ug/Kg)	SAMPLE CONCENTRATION (ug/Kg)	LCS CONCENTRATION (ug/Kg)	LCS % REC #	QC. LIMITS REC.	
N-Nitrosodimethylamine	3333	0.0	1248	37	30	130
Pyridine	3333	0.0	697.3	21 *	30	130
Phenol	3333	0.0	2310	69	30	130
Bis(2-chloroethyl)ether	3333	0.0	1559	47	30	130
Aniline	3333	0.0	1366	41	30	130
2-Chlorophenol	3333	0.0	2110	63	30	130
1,3-Dichlorobenzene	3333	0.0	1349	40	30	130
1,4-Dichlorobenzene	3333	0.0	1398	42	30	130
1,2-Dichlorobenzene	3333	0.0	1441	43	30	130
2-Methylphenol (o-cresol)	3333	0.0	2527	76	30	130
Bis(2-chloroisopropyl)ether	3333	0.0	1462	44	30	130
N-Nitrosodi-n-propylamine	3333	0.0	2166	65	30	130
3&4-Methylphenol (m&p-cresol)	3333	0.0	2475	74	30	130
Acetophenone	3333	0.0	1839	55	30	130
Hexachloroethane	3333	0.0	1370	41	30	130
Nitrobenzene	3333	0.0	1985	60	30	130
Isophorone	3333	0.0	1985	60	30	130
2-Nitrophenol	3333	0.0	2429	73	30	130
2,4-Dimethylphenol	3333	0.0	2754	83	30	130

COMPOUND	SPIKE ADDED (ug/Kg)	LCSD CONCENTRATION (ug/Kg)	LCSD % REC #	% RPD #	QC LIMITS RPD	REC.	
N-Nitrosodimethylamine	3333	1630	49	27.9	30	30	130
Pyridine	3333	968.3	29 *	32.0 *	30	30	130
Phenol	3333	2362	71	2.9	30	30	130
Bis(2-chloroethyl)ether	3333	1709	51	8.2	30	30	130
Aniline	3333	1381	41	0.0	30	30	130
2-Chlorophenol	3333	2179	65	3.1	30	30	130
1,3-Dichlorobenzene	3333	1630	49	20.2	30	30	130
1,4-Dichlorobenzene	3333	1692	51	19.4	30	30	130
1,2-Dichlorobenzene	3333	1707	51	17.0	30	30	130
2-Methylphenol (o-cresol)	3333	2569	77	1.3	30	30	130
Bis(2-chloroisopropyl)ether	3333	1635	49	10.8	30	30	130
N-Nitrosodi-n-propylamine	3333	2316	69	6.0	30	30	130
3&4-Methylphenol (m&p-cresol)	3333	2550	77	4.0	30	30	130
Acetophenone	3333	1963	59	7.0	30	30	130
Hexachloroethane	3333	1635	49	17.8	30	30	130
Nitrobenzene	3333	2123	64	6.5	30	30	130
Isophorone	3333	2038	61	1.7	30	30	130
2-Nitrophenol	3333	2482	74	1.4	30	30	130
2,4-Dimethylphenol	3333	2799	84	1.2	30	30	130

FORM III SV

3D
SOIL SEMIVOLATILE LCS SPIKE / LCS SPIKE DUPLICATE RECOVERY

Lab Name: Phoenix Environmental Labs Client: NETC

Lab Code: Phoenix Case No: SAS No: SDG No GCE61964

LCS Spike - Client Id: CE61964 LCS Level:(low/med)

COMPOUND	SPIKE ADDED (ug/Kg)	SAMPLE CONCENTRATION (ug/Kg)	LCS CONCENTRATION (ug/Kg)	LCS % REC #	QC. LIMITS REC.	
Bis(2-chloroethoxy)methane	3333	0.0	2142	64	30	130
Benzoic Acid	3333	0.0	1941	58	30	130
2,4-Dichlorophenol	3333	0.0	2614	78	30	130
1,2,4-Trichlorobenzene	3333	0.0	1931	58	30	130
Naphthalene	3333	0.0	1928	58	30	130
4-Chloroaniline	3333	0.0	2041	61	30	130
Hexachlorobutadiene	3333	0.0	1790	54	30	130
4-Chloro-3-methylphenol	3333	0.0	2832	85	30	130
2-Methylnaphthalene	3333	0.0	2151	65	30	130
Hexachlorocyclopentadiene	3333	0.0	1489	45	30	130
1,2,4,5-Tetrachlorobenzene	3333	0.0	2129	64	30	130
2,4,6-Trichlorophenol	3333	0.0	2757	83	30	130
2,4,5-Trichlorophenol	3333	0.0	2945	88	30	130
2-Chloronaphthalene	3333	0.0	2301	69	30	130
4-Nitroaniline	3333	0.0	2754	83	30	130
Dimethylphthalate	3333	0.0	2578	77	30	130
2,6-Dinitrotoluene	3333	0.0	2689	81	30	130
Acenaphthylene	3333	0.0	2279	68	30	130
3-Nitroaniline	3333	0.0	3015	90	30	130

COMPOUND	SPIKE ADDED (ug/Kg)	LCSD CONCENTRATION (ug/Kg)	LCSD % REC #	% RPD #	QC LIMITS RPD	REC.	
Bis(2-chloroethoxy)methane	3333	2225	67	4.6	30	30	130
Benzoic Acid	3333	1990	60	3.4	30	30	130
2,4-Dichlorophenol	3333	2640	79	1.3	30	30	130
1,2,4-Trichlorobenzene	3333	2043	61	5.0	30	30	130
Naphthalene	3333	2051	62	6.7	30	30	130
4-Chloroaniline	3333	2192	66	7.9	30	30	130
Hexachlorobutadiene	3333	1989	60	10.5	30	30	130
4-Chloro-3-methylphenol	3333	2835	85	0.0	30	30	130
2-Methylnaphthalene	3333	2198	66	1.5	30	30	130
Hexachlorocyclopentadiene	3333	1503	45	0.0	30	30	130
1,2,4,5-Tetrachlorobenzene	3333	2146	64	0.0	30	30	130
2,4,6-Trichlorophenol	3333	2769	83	0.0	30	30	130
2,4,5-Trichlorophenol	3333	2932	88	0.0	30	30	130
2-Chloronaphthalene	3333	2371	71	2.9	30	30	130
4-Nitroaniline	3333	2912	87	4.7	30	30	130
Dimethylphthalate	3333	2581	77	0.0	30	30	130
2,6-Dinitrotoluene	3333	2764	83	2.4	30	30	130
Acenaphthylene	3333	2315	69	1.5	30	30	130
3-Nitroaniline	3333	3106	93	3.3	30	30	130

FORM III SV

3D
SOIL SEMIVOLATILE LCS SPIKE / LCS SPIKE DUPLICATE RECOVERY

Lab Name: Phoenix Environmental Labs Client: NETC

Lab Code: Phoenix Case No: SAS No: SDG No GCE61964

LCS Spike - Client Id: CE61964 LCS Level:(low/med)

COMPOUND	SPIKE ADDED (ug/Kg)	SAMPLE CONCENTRATION (ug/Kg)	LCS CONCENTRATION (ug/Kg)	LCS % REC #	QC. LIMITS REC.	
Acenaphthene	3333	0.0	2412	72	30	130
2,4-Dinitrophenol	3333	0.0	2174	65	30	130
Dibenzofuran	3333	0.0	2435	73	30	130
2,4-Dinitrotoluene	3333	0.0	2847	85	30	130
4-Nitrophenol	3333	0.0	3098	93	30	130
Diethyl phthalate	3333	0.0	2630	79	30	130
Fluorene	3333	0.0	2541	76	30	130
4-Chlorophenyl phenyl ether	3333	0.0	2536	76	30	130
2-Nitroaniline	3333	0.0	3646	109	30	130
4,6-Dinitro-2-methylphenol	3333	0.0	2451	74	30	130
N-Nitrosodiphenylamine	3333	0.0	2442	73	30	130
Azobenzene	3333	0.0	2293	69	30	130
4-Bromophenyl phenyl ether	3333	0.0	2607	78	30	130
Hexachlorobenzene	3333	0.0	2618	79	30	130
Pentachlorophenol	3333	0.0	2314	69	30	130
Pentachloronitrobenzene	3333	0.0	2621	79	30	130
Phenanthrene	3333	0.0	2557	77	30	130
Anthracene	3333	0.0	2529	76	30	130
Carbazole	3333	0.0	2651	80	30	130

COMPOUND	SPIKE ADDED (ug/Kg)	LCSD CONCENTRATION (ug/Kg)	LCSD % REC #	% RPD #	QC LIMITS RPD	REC.	
Acenaphthene	3333	2479	74	2.7	30	30	130
2,4-Dinitrophenol	3333	2370	71	8.8	30	30	130
Dibenzofuran	3333	2502	75	2.7	30	30	130
2,4-Dinitrotoluene	3333	2907	87	2.3	30	30	130
4-Nitrophenol	3333	3115	93	0.0	30	30	130
Diethyl phthalate	3333	2623	79	0.0	30	30	130
Fluorene	3333	2581	77	1.3	30	30	130
4-Chlorophenyl phenyl ether	3333	2598	78	2.6	30	30	130
2-Nitroaniline	3333	3665	110	0.9	30	30	130
4,6-Dinitro-2-methylphenol	3333	2557	77	4.0	30	30	130
N-Nitrosodiphenylamine	3333	2405	72	1.4	30	30	130
Azobenzene	3333	2309	69	0.0	30	30	130
4-Bromophenyl phenyl ether	3333	2650	80	2.5	30	30	130
Hexachlorobenzene	3333	2595	78	1.3	30	30	130
Pentachlorophenol	3333	2233	67	2.9	30	30	130
Pentachloronitrobenzene	3333	2535	76	3.9	30	30	130
Phenanthrene	3333	2555	77	0.0	30	30	130
Anthracene	3333	2548	76	0.0	30	30	130
Carbazole	3333	2642	79	1.3	30	30	130

FORM III SV

3D
SOIL SEMIVOLATILE LCS SPIKE / LCS SPIKE DUPLICATE RECOVERY

Lab Name: Phoenix Environmental Labs Client: NETC

Lab Code: Phoenix Case No: SAS No: SDG No GCE61964

LCS Spike - Client Id: CE61964 LCS Level:(low/med)

COMPOUND	SPIKE ADDED (ug/Kg)	SAMPLE CONCENTRATION (ug/Kg)	LCS CONCENTRATION (ug/Kg)	LCS % REC #	QC. LIMITS REC.	
Di-n-butylphthalate	3333	0.0	2749	82	30	130
Fluoranthene	3333	0.0	2565	77	30	130
Benzidine	3333	0.0	0	0 *	30	130
Pyrene	3333	0.0	2652	80	30	130
Benzyl butyl phthalate	3333	0.0	2835	85	30	130
Bis(2-ethylhexyl)phthalate	3333	0.0	2928	88	30	130
Benz(a)anthracene	3333	0.0	2692	81	30	130
Chrysene	3333	0.0	2648	79	30	130
Di-n-octylphthalate	3333	0.0	3058	92	30	130
3,3'-dichlorobenzidine	3333	0.0	2220	67	30	130
Benzo(b)fluoranthene	3333	0.0	2559	77	30	130
Benzo(k)fluoranthene	3333	0.0	2653	80	30	130
Benzo(a)pyrene	3333	0.0	2666	80	30	130
Indeno(1,2,3-cd)pyrene	3333	0.0	2652	80	30	130
Dibenz(a,h)anthracene	3333	0.0	2672	80	30	130
Benzo(ghi)perylene	3333	0.0	2426	73	30	130

COMPOUND	SPIKE ADDED (ug/Kg)	LCSD CONCENTRATION (ug/Kg)	LCSD % REC #	% RPD #	QC LIMITS RPD	REC.	
Di-n-butylphthalate	3333	2704	81	1.2	30	30	130
Fluoranthene	3333	2590	78	1.3	30	30	130
Benzidine	3333	270.0	8 *	200.0 *	30	30	130
Pyrene	3333	2671	80	0.0	30	30	130
Benzyl butyl phthalate	3333	2768	83	2.4	30	30	130
Bis(2-ethylhexyl)phthalate	3333	2852	86	2.3	30	30	130
Benz(a)anthracene	3333	2676	80	1.2	30	30	130
Chrysene	3333	2620	79	0.0	30	30	130
Di-n-octylphthalate	3333	3041	91	1.1	30	30	130
3,3'-dichlorobenzidine	3333	2601	78	15.2	30	30	130
Benzo(b)fluoranthene	3333	2525	76	1.3	30	30	130
Benzo(k)fluoranthene	3333	2554	77	3.8	30	30	130
Benzo(a)pyrene	3333	2637	79	1.3	30	30	130
Indeno(1,2,3-cd)pyrene	3333	2627	79	1.3	30	30	130
Dibenz(a,h)anthracene	3333	2676	80	0.0	30	30	130
Benzo(ghi)perylene	3333	2461	74	1.4	30	30	130

FORM III SV

3D
SOIL SEMIVOLATILE MATRIX SPIKE / MATRIX SPIKE DUPLICATE RECOVERY

Lab Name: Phoenix Environmental Labs Client: NETC

Lab Code: Phoenix Case No: SAS No: SDG No GCE61964

Matrix Spike - Client Id: CE61964 / COMP-1 MS Level:(low/med)

COMPOUND	SPIKE ADDED (ug/Kg)	SAMPLE CONCENTRATION (ug/Kg)	MS CONCENTRATION (ug/Kg)	MS % REC #	QC. LIMITS REC.	
N-Nitrosodimethylamine	3499	0.0	2019	58	30	130
Pyridine	3499	0.0	1541	44	30	130
Phenol	3499	0.0	2401	69	30	130
Bis(2-chloroethyl)ether	3499	0.0	2001	57	30	130
Aniline	3499	0.0	1863	53	30	130
2-Chlorophenol	3499	0.0	2281	65	30	130
1,3-Dichlorobenzene	3499	0.0	1781	51	30	130
1,4-Dichlorobenzene	3499	0.0	1805	52	30	130
1,2-Dichlorobenzene	3499	0.0	1879	54	30	130
2-Methylphenol (o-cresol)	3499	0.0	2432	70	30	130
Bis(2-chloroisopropyl)ether	3499	0.0	1785	51	30	130
N-Nitrosodi-n-propylamine	3499	0.0	2365	68	30	130
3&4-Methylphenol (m&p-cresol)	3499	0.0	2393	68	30	130
Acetophenone	3499	0.0	2105	60	30	130
Hexachloroethane	3499	0.0	1661	47	30	130
Nitrobenzene	3499	0.0	2284	65	30	130
Isophorone	3499	0.0	2165	62	30	130
2-Nitrophenol	3499	0.0	2684	77	30	130
2,4-Dimethylphenol	3499	0.0	2145	61	30	130

COMPOUND	SPIKE ADDED (ug/Kg)	MSD CONCENTRATION (ug/Kg)	MSD % REC #	% RPD #	QC LIMITS RPD	REC.	
N-Nitrosodimethylamine	3479	1779	51	12.8	30	30	130
Pyridine	3479	1319	38	14.6	30	30	130
Phenol	3479	2155	62	10.7	30	30	130
Bis(2-chloroethyl)ether	3479	1791	51	11.1	30	30	130
Aniline	3479	1591	46	14.1	30	30	130
2-Chlorophenol	3479	2064	59	9.7	30	30	130
1,3-Dichlorobenzene	3479	1482	43	17.0	30	30	130
1,4-Dichlorobenzene	3479	1559	45	14.4	30	30	130
1,2-Dichlorobenzene	3479	1595	46	16.0	30	30	130
2-Methylphenol (o-cresol)	3479	2177	63	10.5	30	30	130
Bis(2-chloroisopropyl)ether	3479	1603	46	10.3	30	30	130
N-Nitrosodi-n-propylamine	3479	2235	64	6.1	30	30	130
3&4-Methylphenol (m&p-cresol)	3479	2091	60	12.5	30	30	130
Acetophenone	3479	1898	55	8.7	30	30	130
Hexachloroethane	3479	1434	41	13.6	30	30	130
Nitrobenzene	3479	2018	58	11.4	30	30	130
Isophorone	3479	1998	57	8.4	30	30	130
2-Nitrophenol	3479	2402	69	11.0	30	30	130
2,4-Dimethylphenol	3479	2055	59	3.3	30	30	130

FORM III SV

3D
SOIL SEMIVOLATILE MATRIX SPIKE / MATRIX SPIKE DUPLICATE RECOVERY

Lab Name: Phoenix Environmental Labs Client: NETC

Lab Code: Phoenix Case No: SAS No: SDG No GCE61964

Matrix Spike - Client Id: CE61964 / COMP-1 MS Level:(low/med)

COMPOUND	SPIKE ADDED (ug/Kg)	SAMPLE CONCENTRATION (ug/Kg)	MS CONCENTRATION (ug/Kg)	MS % REC #	QC. LIMITS REC.	
Bis(2-chloroethoxy)methane	3499	0.0	2288	65	30	130
Benzoic Acid	3499	0.0	70.51	2 *	30	130
2,4-Dichlorophenol	3499	0.0	2484	71	30	130
1,2,4-Trichlorobenzene	3499	0.0	2102	60	30	130
Naphthalene	3499	0.0	2093	60	30	130
4-Chloroaniline	3499	0.0	2493	71	30	130
Hexachlorobutadiene	3499	0.0	2009	57	30	130
4-Chloro-3-methylphenol	3499	0.0	2627	75	30	130
2-Methylnaphthalene	3499	0.0	2149	61	30	130
Hexachlorocyclopentadiene	3499	0.0	1053	30	30	130
1,2,4,5-Tetrachlorobenzene	3499	0.0	2089	60	30	130
2,4,6-Trichlorophenol	3499	0.0	2438	70	30	130
2,4,5-Trichlorophenol	3499	0.0	2672	76	30	130
2-Chloronaphthalene	3499	0.0	2302	66	30	130
4-Nitroaniline	3499	0.0	2830	81	30	130
Dimethylphthalate	3499	0.0	2503	72	30	130
2,6-Dinitrotoluene	3499	0.0	2657	76	30	130
Acenaphthylene	3499	0.0	2270	65	30	130
3-Nitroaniline	3499	0.0	3384	97	30	130

COMPOUND	SPIKE ADDED (ug/Kg)	MSD CONCENTRATION (ug/Kg)	MSD % REC #	% RPD #	QC LIMITS RPD	REC.	
Bis(2-chloroethoxy)methane	3479	2137	61	6.3	30	30	130
Benzoic Acid	3479	0	0 *	200.0 *	30	30	130
2,4-Dichlorophenol	3479	2228	64	10.4	30	30	130
1,2,4-Trichlorobenzene	3479	1906	55	8.7	30	30	130
Naphthalene	3479	1906	55	8.7	30	30	130
4-Chloroaniline	3479	2342	67	5.8	30	30	130
Hexachlorobutadiene	3479	1795	52	9.2	30	30	130
4-Chloro-3-methylphenol	3479	2450	70	6.9	30	30	130
2-Methylnaphthalene	3479	1941	56	8.5	30	30	130
Hexachlorocyclopentadiene	3479	1292	37	20.9	30	30	130
1,2,4,5-Tetrachlorobenzene	3479	1887	54	10.5	30	30	130
2,4,6-Trichlorophenol	3479	2158	62	12.1	30	30	130
2,4,5-Trichlorophenol	3479	2437	70	8.2	30	30	130
2-Chloronaphthalene	3479	2104	60	9.5	30	30	130
4-Nitroaniline	3479	2554	73	10.4	30	30	130
Dimethylphthalate	3479	2349	68	5.7	30	30	130
2,6-Dinitrotoluene	3479	2427	70	8.2	30	30	130
Acenaphthylene	3479	2087	60	8.0	30	30	130
3-Nitroaniline	3479	3045	88	9.7	30	30	130

FORM III SV

3D
SOIL SEMIVOLATILE MATRIX SPIKE / MATRIX SPIKE DUPLICATE RECOVERY

Lab Name: Phoenix Environmental Labs Client: NETC

Lab Code: Phoenix Case No: SAS No: SDG No GCE61964

Matrix Spike - Client Id: CE61964 / COMP-1 MS Level:(low/med)

COMPOUND	SPIKE ADDED (ug/Kg)	SAMPLE CONCENTRATION (ug/Kg)	MS CONCENTRATION (ug/Kg)	MS % REC #	QC. LIMITS REC.	
Acenaphthene	3499	0.0	2377	68	30	130
2,4-Dinitrophenol	3499	0.0	193.5	6 *	30	130
Dibenzofuran	3499	0.0	2374	68	30	130
2,4-Dinitrotoluene	3499	0.0	2702	77	30	130
4-Nitrophenol	3499	0.0	2817	81	30	130
Diethyl phthalate	3499	0.0	2514	72	30	130
Fluorene	3499	0.0	2446	70	30	130
4-Chlorophenyl phenyl ether	3499	0.0	2444	70	30	130
2-Nitroaniline	3499	0.0	3815	109	30	130
4,6-Dinitro-2-methylphenol	3499	0.0	814.7	23 *	30	130
N-Nitrosodiphenylamine	3499	0.0	2220	63	30	130
Azobenzene	3499	0.0	2212	63	30	130
4-Bromophenyl phenyl ether	3499	0.0	2445	70	30	130
Hexachlorobenzene	3499	0.0	2366	68	30	130
Pentachlorophenol	3499	0.0	1692	48	30	130
Pentachloronitrobenzene	3499	0.0	2373	68	30	130
Phenanthrene	3499	0.0	2367	68	30	130
Anthracene	3499	0.0	2372	68	30	130
Carbazole	3499	0.0	2525	72	30	130

COMPOUND	SPIKE ADDED (ug/Kg)	MSD CONCENTRATION (ug/Kg)	MSD % REC #	% RPD #	QC LIMITS RPD	REC.	
Acenaphthene	3479	2178	63	7.6	30	30	130
2,4-Dinitrophenol	3479	98.56	3 *	65.1 *	30	30	130
Dibenzofuran	3479	2206	63	7.6	30	30	130
2,4-Dinitrotoluene	3479	2474	71	8.1	30	30	130
4-Nitrophenol	3479	2403	69	16.0	30	30	130
Diethyl phthalate	3479	2398	69	4.3	30	30	130
Fluorene	3479	2259	65	7.4	30	30	130
4-Chlorophenyl phenyl ether	3479	2290	66	5.9	30	30	130
2-Nitroaniline	3479	3516	101	7.6	30	30	130
4,6-Dinitro-2-methylphenol	3479	508.3	15 *	42.1 *	30	30	130
N-Nitrosodiphenylamine	3479	2076	60	4.9	30	30	130
Azobenzene	3479	2023	58	8.3	30	30	130
4-Bromophenyl phenyl ether	3479	2281	66	5.9	30	30	130
Hexachlorobenzene	3479	2190	63	7.6	30	30	130
Pentachlorophenol	3479	1418	41	15.7	30	30	130
Pentachloronitrobenzene	3479	2212	64	6.1	30	30	130
Phenanthrene	3479	2199	63	7.6	30	30	130
Anthracene	3479	2181	63	7.6	30	30	130
Carbazole	3479	2344	67	7.2	30	30	130

FORM III SV

3D
SOIL SEMIVOLATILE MATRIX SPIKE / MATRIX SPIKE DUPLICATE RECOVERY

Lab Name: Phoenix Environmental Labs Client: NETC

Lab Code: Phoenix Case No: SAS No: SDG No GCE61964

Matrix Spike - Client Id: CE61964 / COMP-1 MS Level:(low/med)

COMPOUND	SPIKE ADDED (ug/Kg)	SAMPLE CONCENTRATION (ug/Kg)	MS CONCENTRATION (ug/Kg)	MS % REC #	QC. LIMITS REC.	
Di-n-butylphthalate	3499	0.0	2541	73	30	130
Fluoranthene	3499	0.0	2434	70	30	130
Benzidine	3499	0.0	1127	32	30	130
Pyrene	3499	0.0	2486	71	30	130
Benzyl butyl phthalate	3499	0.0	2605	74	30	130
Bis(2-ethylhexyl)phthalate	3499	0.0	2628	75	30	130
Benz(a)anthracene	3499	0.0	2483	71	30	130
Chrysene	3499	0.0	2431	69	30	130
Di-n-octylphthalate	3499	0.0	2813	80	30	130
3,3'-dichlorobenzidine	3499	0.0	2472	71	30	130
Benzo(b)fluoranthene	3499	0.0	2290	65	30	130
Benzo(k)fluoranthene	3499	0.0	2354	67	30	130
Benzo(a)pyrene	3499	0.0	2455	70	30	130
Indeno(1,2,3-cd)pyrene	3499	0.0	2331	67	30	130
Dibenz(a,h)anthracene	3499	0.0	2437	70	30	130
Benzo(ghi)perylene	3499	0.0	2174	62	30	130

COMPOUND	SPIKE ADDED (ug/Kg)	MSD CONCENTRATION (ug/Kg)	MSD % REC #	% RPD #	QC LIMITS RPD	REC.	
Di-n-butylphthalate	3479	2466	71	2.8	30	30	130
Fluoranthene	3479	2275	65	7.4	30	30	130
Benzidine	3479	1406	40	22.2	30	30	130
Pyrene	3479	2327	67	5.8	30	30	130
Benzyl butyl phthalate	3479	2405	69	7.0	30	30	130
Bis(2-ethylhexyl)phthalate	3479	2493	72	4.1	30	30	130
Benz(a)anthracene	3479	2264	65	8.8	30	30	130
Chrysene	3479	2201	63	9.1	30	30	130
Di-n-octylphthalate	3479	2670	77	3.8	30	30	130
3,3'-dichlorobenzidine	3479	2412	69	2.9	30	30	130
Benzo(b)fluoranthene	3479	2136	61	6.3	30	30	130
Benzo(k)fluoranthene	3479	2160	62	7.8	30	30	130
Benzo(a)pyrene	3479	2231	64	9.0	30	30	130
Indeno(1,2,3-cd)pyrene	3479	2131	61	9.4	30	30	130
Dibenz(a,h)anthracene	3479	2239	64	9.0	30	30	130
Benzo(ghi)perylene	3479	1970	57	8.4	30	30	130

FORM III SV

4B

SEMIVOLATILE METHOD BLANK SUMMARY

Client ID

CE61964 BLANK

Lab Name: Phoenix Environmental Labs Client: NETC

Lab Code: Phoenix Case No.: SAS No.: SDG No.: GCE61964

Lab File ID: 1116_04.D Lab Sample ID: CE61964 BLK

Instrument ID: CHEM19 Date Extracted: 11/15/2019

Matrix: (soil/water) Soil Date Analyzed: 11/16/2019

Level: (low/med) n.a. Time Analyzed: 04:13

QC Batch Id: 506516

THIS METHOD BLANK APPLIES TO THE FOLLOWING SAMPLES, MS AND MSD:

	CLIENT SAMPLE NO.	LAB SAMPLE ID	LAB FILE ID	DATE ANALYZED
01	CE61964 LCS	CE61964 LCS	CHEM19 - 1116_05.D	11/16/19
02	CE61964 LCSD	CE61964 LCSD	CHEM19 - 1116_06.D	11/16/19
03	COMP-1 MS	CE61964 MS	CHEM19 - 1116_07.D	11/16/19
04	COMP-1 MSD	CE61964 MSD	CHEM19 - 1116_08.D	11/16/19
05	COMP-1	CE61964	CHEM19 - 1116_09.D	11/16/19
06				
07				
08				
09				
10				
11				
12				
13				
14				
15				

COMMENTS:

FORM IV SV

5B
SEMIVOLATILE ORGANIC INSTRUMENT PERFORMANCE CHECK
DECAFLUOROTRIPHENYLPHOSPHINE (DFTPP)

Lab Name: Phoenix Environmental Labs Client: NETC

Lab Code: Phoenix Case No.: SAS No.: SDG No.: GCE61964

Lab File ID: 1108_12.D DFTPP Injection Date: 11/08/19

Instrument ID: CHEM19 DFTPP Injection Time: 22:27

AutoFind: Scans 1116, 1117, 1118; Background Corrected with Scan 1111

m/e	ION ABUNDANCE CRITERIA	% RELATIVE ABUNDANCE	
51	10.0 - 80.0% of mass 198	39.9	
68	Less than 2.0% of mass 69	0.0	(0.0)1
69	Mass 69 relative abundance	41.8	
70	Less than 2.0% of mass 69	0.7	(0.3)1
127	10.0 - 80.0% of mass 198	51.6	
197	Less than 2.0% of mass 198	0.0	
198	Base Peak, 100% relative abundance	100.0	
199	5.0 to 9.0% of mass 198	6.6	
275	10.0 - 60.0% of mass 198	24.3	
365	Greater than 1.0% of mass 198	2.7	
441	Present, but less than mass 442	16.1	
442	Greater than 50.0% of mass 198	63.1	
443	15.0 - 24.0% of mass 442	19.4	

1-Value is % mass 69

THIS CHECK APPLIES TO THE FOLLOWING SAMPLES, MS, MSD, BLANKS, AND STANDARDS:

	CLIENT ID	LAB SAMPLE ID	LAB FILE ID	DATE ANALYZED	TIME ANALYZED	*
01	ICAL 100	100PPM 8270/BENZ; 93C	1108_23.D	11/09/19	02:46	
02	ICAL 75	75PPM 8270/BENZ; 93D	1108_24.D	11/09/19	03:10	
03	ICAL 50	50PPM 8270/BENZ; 93E	1108_25.D	11/09/19	03:34	
04	ICAL 30	30PPM 8270/BENZ; 93F	1108_26.D	11/09/19	03:57	
05	ICAL 10	10PPM 8270/BENZ; 93G	1108_27.D	11/09/19	04:21	
06	ICAL 5	5PPM 8270/BENZ; 93H	1108_28.D	11/09/19	04:45	
07	ICAL 2.5	2.5PPM 8270/BENZ; 93I	1108_29.D	11/09/19	05:08	
08	ICAL 1	1PPM 8270/BENZ; 93J	1108_30.D	11/09/19	05:32	
09						
10						
11						
12						
13						
14						
15						
16						
17						
18						
19						
20						

(*) Outside 12 hr clock

FORM V SV

DFTPP

Data Path : H:\SV2019\CHEM19\11NOV\08\
Data File : 1108_12.D
Acq On : 8 Nov 2019 10:27 pm
Operator :
Sample : 50PPM DFTPP/BENZ; 92T
Misc :
ALS Vial : 1 Sample Multiplier: 1

Integration File: rteint.p

Method : H:\SV2019\CHEM19\METHODS\TAIL_DEG7.M
Title : Semivolatiles by GC/MS - EPA Method 625/8270
Last Update : Fri Jun 14 13:48:54 2019

AutoFind: Scans 1116, 1117, 1118; Background Corrected with Scan 1111

Target Mass	Rel. to Mass	Lower Limit%	Upper Limit%	Rel. Abn%	Raw Abn	Result Pass/Fail
51	198	10	80	39.9	65935	PASS
68	69	0.00	2	0.0	0	PASS
70	69	0.00	2	0.7	463	PASS
127	198	10	80	51.6	85312	PASS
197	198	0.00	2	0.0	0	PASS
198	198	50	100	100.0	165181	PASS
199	198	5	9	6.6	10931	PASS
275	198	10	60	24.3	40189	PASS
365	198	1	100	2.7	4463	PASS
441	442	0.01	24	16.1	16782	PASS
442	198	50	200	63.1	104149	PASS
443	442	15	24	19.4	20176	PASS

TAIL_DEG7.M Sat Nov 09 17:34:33 2019

5B
SEMIVOLATILE ORGANIC INSTRUMENT PERFORMANCE CHECK
DECAFLUOROTRIPHENYLPHOSPHINE (DFTPP)

Lab Name: Phoenix Environmental Labs Client: NETC

Lab Code: Phoenix Case No.: SAS No.: SDG No.: GCE61964

Lab File ID: 1112_44.D DFTPP Injection Date: 11/12/19

Instrument ID: CHEM19 DFTPP Injection Time: 22:39

AutoFind: Scans 1100, 1101, 1102; Background Corrected with Scan 1095

m/e	ION ABUNDANCE CRITERIA		% RELATIVE ABUNDANCE			
51	10.0 - 80.0% of mass 198		40.2			
68	Less than 2.0% of mass 69		0.0	(	0.0	)1
69	Mass 69 relative abundance		45.1			
70	Less than 2.0% of mass 69		0.7	(	0.3	)1
127	10.0 - 80.0% of mass 198		52.6			
197	Less than 2.0% of mass 198		0.0			
198	Base Peak, 100% relative abundance		100.0			
199	5.0 to 9.0% of mass 198		6.9			
275	10.0 - 60.0% of mass 198		25.3			
365	Greater than 1.0% of mass 198		3.2			
441	Present, but less than mass 442		16.4			
442	Greater than 50.0% of mass 198		67.0			
443	15.0 - 24.0% of mass 442		19.8			

1-Value is % mass 69

THIS CHECK APPLIES TO THE FOLLOWING SAMPLES, MS, MSD, BLANKS, AND STANDARDS:

	CLIENT ID	LAB SAMPLE ID	LAB FILE ID	DATE ANALYZED	TIME ANALYZED	*
01	ICAL 100	100PPM 8270; 92C	1112_47.D	11/12/19	23:50	
02	ICAL 75	75PPM 8270; 92D	1112_48.D	11/13/19	00:14	
03	ICAL 50	50PPM 8270; 92E	1112_49.D	11/13/19	00:38	
04	ICAL 30	30PPM 8270; 92F	1112_50.D	11/13/19	01:01	
05	ICAL 10	10PPM 8270; 92G	1112_51.D	11/13/19	01:25	
06	ICAL 5	5PPM 8270; 92H	1112_52.D	11/13/19	01:49	
07	ICAL 2.5	2.5PPM 8270; 92I	1112_53.D	11/13/19	02:12	
08	ICAL 1	1PPM 8270; 92J	1112_54.D	11/13/19	02:36	
09						
10						
11						
12						
13						
14						
15						
16						
17						
18						
19						
20						

(*) Outside 12 hr clock

FORM V SV

DFTPP

Data Path : H:\SV2019\CHEM19\11NOV\12A\
Data File : 1112_44.D
Acq On : 12 Nov 2019 10:39 pm
Operator :
Sample : 50PPM DFTPP/BENZ; 93Y
Misc :
ALS Vial : 1 Sample Multiplier: 1

Integration File: rteint.p

Method : H:\SV2019\CHEM19\METHODS\19_SPLIT_1108.M
Title : Semivolatiles by GC/MS - EPA Method 625/8270
Last Update : Tue Nov 12 10:34:21 2019

AutoFind: Scans 1100, 1101, 1102; Background Corrected with Scan 1095

Target Mass	Rel. to Mass	Lower Limit%	Upper Limit%	Rel. Abn%	Raw Abn	Result Pass/Fail
51	198	10	80	40.2	49869	PASS
68	69	0.00	2	0.0	0	PASS
70	69	0.00	2	0.7	411	PASS
127	198	10	80	52.6	65256	PASS
197	198	0.00	2	0.0	0	PASS
198	198	50	100	100.0	124019	PASS
199	198	5	9	6.9	8532	PASS
275	198	10	60	25.3	31328	PASS
365	198	1	100	3.2	3967	PASS
441	442	0.01	24	16.4	13653	PASS
442	198	50	200	67.0	83131	PASS
443	442	15	24	19.8	16464	PASS

19_SPLIT_1108.M Wed Nov 13 14:34:25 2019

5B
SEMIVOLATILE ORGANIC INSTRUMENT PERFORMANCE CHECK
DECAFLUOROTRIPHENYLPHOSPHINE (DFTPP)

Lab Name: Phoenix Environmental Labs Client: NETC

Lab Code: Phoenix Case No.: SAS No.: SDG No.: GCE61964

Lab File ID: 1116_02.D DFTPP Injection Date: 11/16/19

Instrument ID: CHEM19 DFTPP Injection Time: 03:20

AutoFind: Scans 1091, 1092, 1093; Background Corrected with Scan 1086

m/e	ION ABUNDANCE CRITERIA	% RELATIVE ABUNDANCE	
51	10.0 - 80.0% of mass 198	41.5	
68	Less than 2.0% of mass 69	0.0	(0.0)1
69	Mass 69 relative abundance	44.1	
70	Less than 2.0% of mass 69	0.2	(0.1)1
127	10.0 - 80.0% of mass 198	52.9	
197	Less than 2.0% of mass 198	0.0	
198	Base Peak, 100% relative abundance	100.0	
199	5.0 to 9.0% of mass 198	7.1	
275	10.0 - 60.0% of mass 198	26.2	
365	Greater than 1.0% of mass 198	3.2	
441	Present, but less than mass 442	15.5	
442	Greater than 50.0% of mass 198	69.5	
443	15.0 - 24.0% of mass 442	19.4	

1-Value is % mass 69

THIS CHECK APPLIES TO THE FOLLOWING SAMPLES, MS, MSD, BLANKS, AND STANDARDS:

	CLIENT ID	LAB SAMPLE ID	LAB FILE ID	DATE ANALYZED	TIME ANALYZED	*
01	CCAL 30	30PPM 8270; 94E	1116_03.D	11/16/19	03:44	
02	CE61964 BLANK	CE61964 BLANK	1116_04.D	11/16/19	04:13	
03	CE61964 LCS	CE61964 LCS	1116_05.D	11/16/19	04:36	
04	CE61964 LCSD	CE61964 LCSD	1116_06.D	11/16/19	05:00	
05	COMP-1 MS	CE61964 MS	1116_07.D	11/16/19	05:23	
06	COMP-1 MSD	CE61964 MSD	1116_08.D	11/16/19	05:47	
07	COMP-1	CE61964	1116_09.D	11/16/19	06:11	
08	CCAL 30	30PPM 8270; 94E	1116_28.D	11/16/19	13:41	
09						
10						
11						
12						
13						
14						
15						
16						
17						
18						
19						
20						

(*) Outside 12 hr clock

FORM V SV

DFTPP

Data Path : H:\SV2019\CHEM19\11NOV\16\
Data File : 1116_02.D
Acq On : 16 Nov 2019 3:20 am
Operator :
Sample : 50PPM DFTPP/BENZ; 93Y
Misc :
ALS Vial : 1 Sample Multiplier: 1

Integration File: rteint.p

Method : H:\SV2019\CHEM19\METHODS\19_SPLIT_1112.M
Title : Semivolatiles by GC/MS - EPA Method 625/8270
Last Update : Mon Nov 18 08:45:39 2019

AutoFind: Scans 1091, 1092, 1093; Background Corrected with Scan 1086

Target Mass	Rel. to Mass	Lower Limit%	Upper Limit%	Rel. Abn%	Raw Abn	Result Pass/Fail
51	198	10	80	41.5	63004	PASS
68	69	0.00	2	0.0	0	PASS
70	69	0.00	2	0.2	125	PASS
127	198	10	80	52.9	80269	PASS
197	198	0.00	2	0.0	0	PASS
198	198	50	100	100.0	151792	PASS
199	198	5	9	7.1	10804	PASS
275	198	10	60	26.2	39699	PASS
365	198	1	100	3.2	4901	PASS
441	442	0.01	24	15.5	16335	PASS
442	198	50	200	69.5	105528	PASS
443	442	15	24	19.4	20450	PASS

19_SPLIT_1112.M Mon Nov 18 09:04:59 2019

8B

SEMIVOLATILE INTERNAL STANDARD AREA AND RT SUMMARY

Lab Name: Phoenix Environmental Labs Client: NETC

Lab Code: Phoenix Case No.: SAS No.: SDG No.: GCE61964

Lab File ID (Standard): 19_SPLIT_1112.M / 1108_26.D Date Analyzed: 11/09/19

Instrument ID: CHEM19 Time Analyzed: 03:57

		IS1 (DCB) AREA #	RT #	IS2 (NPT) AREA #	RT #	IS3 (ANT) AREA #	RT #	File ID
	12 HOUR STD	266315	3.93	965900	4.97	503084	6.49	1108_26.D
	UPPER LIMIT	545946	4.43	1980095	5.47	1031322	6.99	1108_26.D
	LOWER LIMIT	131826	3.43	478121	4.47	249027	5.99	1108_26.D
	CLIENT ID							
01	ICAL 30 Benzidine	266315	3.93	965900	4.97	503084	6.49	1108_26.D
02	ICAL 100 Benzidine	390646	3.93	1511039	4.97	853661	6.49	1108_23.D
03	ICAL 75 Benzidine	273865	3.93	966944	4.97	519228	6.49	1108_24.D
04	ICAL 50 Benzidine	236411	3.93	839123	4.97	437134	6.49	1108_25.D
05	ICAL 10 Benzidine	386440	3.93	1451446	4.97	792724	6.49	1108_27.D
06	ICAL 5 Benzidine	281284	3.93	1012167	4.97	535216	6.49	1108_28.D
07	ICAL 2.5 Benzidine	297969	3.93	1052447	4.97	545224	6.49	1108_29.D
08	ICAL 1 Benzidine	215900	3.93	720858	4.97	361554	6.49	1108_30.D
09								
10								
11								
12								
13								
14								
15								
16								
17								
18								
19								
20								
21								
22								

IS1 (DCB) = 1,4-Dichlorobenzene-d4
IS2 (NPT) = 1,4-Naphthalene-d8
IS3 (ANT) = Acenaphthene-d10
IS4 (PHN) = Phenanthrene-d10
IS5 (CRY) = Chrysene-d12
IS6 (PRY) = Perylene-d12

AREA UPPER LIMIT = +100% of internal standard area
AREA LOWER LIMIT = - 50% of internal standard area
RT UPPER LIMIT = +0.50 minutes of internal standard RT
RT LOWER LIMIT = -0.50 minutes of internal standard RT

Column used to flag internal standard area values with an asterisk.
* Values outside of QC limits.

FORM VIII SV

8C

SEMIVOLATILE INTERNAL STANDARD AREA AND RT SUMMARY

Lab Name: Phoenix Environmental Labs Client: NETC

Lab Code: Phoenix Case No.: SAS No.: SDG No.: GCE61964

Lab File ID (Standard): 19_SPLIT_1112.M / 1108_26.D Date Analyzed: 11/09/19

Instrument ID: CHEM19 Time Analyzed: 03:57

		IS4 (PHN) AREA #	RT #	IS5 (CRY) AREA #	RT #	IS6 (PRY) AREA #	RT #	File ID
	12 HOUR STD	930176	7.78	774836	10.90	871047	14.31	1108_26.D
	UPPER LIMIT	1906861	8.28	1588414	11.40	1785646	14.81	1108_26.D
	LOWER LIMIT	460437	7.28	383544	10.40	431168	13.81	1108_26.D
	CLIENT ID							
01	ICAL 30 Benzidine	930176	7.78	774836	10.90	871047	14.31	1108_26.D
02	ICAL 100 Benzidine	1619591	7.78	1372018	10.90	1582301	14.32	1108_23.D
03	ICAL 75 Benzidine	952308	7.78	792115	10.90	904065	14.31	1108_24.D
04	ICAL 50 Benzidine	792511	7.78	658145	10.90	760398	14.30	1108_25.D
05	ICAL 10 Benzidine	1484297	7.78	1252102	10.90	1438413	14.32	1108_27.D
06	ICAL 5 Benzidine	987423	7.78	822913	10.90	926482	14.31	1108_28.D
07	ICAL 2.5 Benzidine	996204	7.78	826565	10.90	936027	14.31	1108_29.D
08	ICAL 1 Benzidine	640944	7.78	531007	10.90	589453	14.31	1108_30.D
09								
10								
11								
12								
13								
14								
15								
16								
17								
18								
19								
20								
21								
22								

IS1 (DCB) = 1,4-Dichlorobenzene-d4
IS2 (NPT) = 1,4-Naphthalene-d8
IS3 (ANT) = Acenaphthene-d10

IS4 (PHN) = Phenanthrene-d10
IS5 (CRY) = Chrysene-d12
IS6 (PRY) = Perylene-d12

AREA UPPER LIMIT = +100% of internal standard area
AREA LOWER LIMIT = - 50% of internal standard area
RT UPPER LIMIT = +0.50 minutes of internal standard RT
RT LOWER LIMIT = -0.50 minutes of internal standard RT

Column used to flag internal standard area values with an asterisk.
* Values outside of QC limits.

FORM VIII SV

8B

SEMIVOLATILE INTERNAL STANDARD AREA AND RT SUMMARY

Lab Name: Phoenix Environmental Labs Client: NETC

Lab Code: Phoenix Case No.: SAS No.: SDG No.: GCE61964

Lab File ID (Standard): 19_SPLIT_1112.M / 1112_50.D Date Analyzed: 11/13/19

Instrument ID: CHEM19 Time Analyzed: 01:01

		IS1 (DCB) AREA #	RT #	IS2 (NPT) AREA #	RT #	IS3 (ANT) AREA #	RT #	File ID
	12 HOUR STD	291302	3.84	1093361	4.88	511433	6.40	1112_50.D
	UPPER LIMIT	597169	4.34	2241390	5.38	1048438	6.90	1112_50.D
	LOWER LIMIT	144194	3.34	541214	4.38	253159	5.90	1112_50.D
	CLIENT ID							
01	ICAL 30	291302	3.84	1093361	4.88	511433	6.40	1112_50.D
02	ICAL 100	226208	3.85	996102	4.88	400188	6.40	1112_47.D
03	ICAL 75	288795	3.84	1260751	4.88	543038	6.40	1112_48.D
04	ICAL 50	316304	3.84	1317831	4.88	604991	6.40	1112_49.D
05	ICAL 10	289319	3.84	1072288	4.88	557432	6.40	1112_51.D
06	ICAL 5	241286	3.84	873250	4.88	451051	6.40	1112_52.D
07	ICAL 2.5	327498	3.85	1165779	4.88	598037	6.40	1112_53.D
08	ICAL 1	455091	3.84	1725594	4.88	935952	6.40	1112_54.D
09								
10								
11								
12								
13								
14								
15								
16								
17								
18								
19								
20								
21								
22								

IS1 (DCB) = 1,4-Dichlorobenzene-d4
IS2 (NPT) = 1,4-Naphthalene-d8
IS3 (ANT) = Acenaphthene-d10
IS4 (PHN) = Phenanthrene-d10
IS5 (CRY) = Chrysene-d12
IS6 (PRY) = Perylene-d12

AREA UPPER LIMIT = +100% of internal standard area
AREA LOWER LIMIT = - 50% of internal standard area
RT UPPER LIMIT = +0.50 minutes of internal standard RT
RT LOWER LIMIT = -0.50 minutes of internal standard RT

Column used to flag internal standard area values with an asterisk.
* Values outside of QC limits.

FORM VIII SV

8C
SEMIVOLATILE INTERNAL STANDARD AREA AND RT SUMMARY

Lab Name: Phoenix Environmental Labs Client: NETC

Lab Code: Phoenix Case No.: SAS No.: SDG No.: GCE61964

Lab File ID (Standard): 19_SPLIT_1112.M / 1112_50.D Date Analyzed: 11/13/19

Instrument ID: CHEM19 Time Analyzed: 01:01

		IS4 (PHN) AREA #	RT #	IS5 (CRY) AREA #	RT #	IS6 (PRY) AREA #	RT #	File ID
	12 HOUR STD	954116	7.69	823940	10.74	911251	14.06	1112_50.D
	UPPER LIMIT	1955938	8.19	1689077	11.24	1868065	14.56	1112_50.D
	LOWER LIMIT	472287	7.19	407850	10.24	451069	13.56	1112_50.D
	CLIENT ID							
01	ICAL 30	954116	7.69	823940	10.74	911251	14.06	1112_50.D
02	ICAL 100	730102	7.69	643533	10.74	730748	14.06	1112_47.D
03	ICAL 75	1005782	7.69	895433	10.75	972379	14.07	1112_48.D
04	ICAL 50	1101943	7.69	960217	10.74	1082135	14.07	1112_49.D
05	ICAL 10	1036113	7.69	885802	10.74	993139	14.06	1112_51.D
06	ICAL 5	820009	7.69	695837	10.73	778406	14.05	1112_52.D
07	ICAL 2.5	1061365	7.69	866337	10.74	973934	14.06	1112_53.D
08	ICAL 1	1776006	7.69	1513298	10.74	1701544	14.07	1112_54.D
09								
10								
11								
12								
13								
14								
15								
16								
17								
18								
19								
20								
21								
22								

IS1 (DCB) = 1,4-Dichlorobenzene-d4
IS2 (NPT) = 1,4-Naphthalene-d8
IS3 (ANT) = Acenaphthene-d10
IS4 (PHN) = Phenanthrene-d10
IS5 (CRY) = Chrysene-d12
IS6 (PRY) = Perylene-d12

AREA UPPER LIMIT = +100% of internal standard area
AREA LOWER LIMIT = - 50% of internal standard area
RT UPPER LIMIT = +0.50 minutes of internal standard RT
RT LOWER LIMIT = -0.50 minutes of internal standard RT

Column used to flag internal standard area values with an asterisk.
* Values outside of QC limits.

FORM VIII SV

8B

SEMIVOLATILE INTERNAL STANDARD AREA AND RT SUMMARY

Lab Name: Phoenix Environmental Labs Client: NETC

Lab Code: Phoenix Case No.: SAS No.: SDG No.: GCE61964

Lab File ID (Standard): 19_SPLIT_1112.M / 1116_03.D Date Analyzed: 11/16/19

Instrument ID: CHEM19 Time Analyzed: 03:44

		IS1 (DCB) AREA #	RT #	IS2 (NPT) AREA #	RT #	IS3 (ANT) AREA #	RT #	File ID
	12 HOUR STD	210359	3.80	823409	4.82	396022	6.35	1116_03.D
	UPPER LIMIT	431236	4.30	1687988	5.32	811845	6.85	1116_03.D
	LOWER LIMIT	104128	3.30	407587	4.32	196031	5.85	1116_03.D
	CLIENT ID							
01	CCAL 30	210359	3.80	823409	4.82	396022	6.35	1116_03.D
02	CE61964 BLANK	126751	3.80	452811	4.83	241496	6.36	1116_04.D
03	CE61964 LCS	240882	3.80	952904	4.83	469683	6.35	1116_05.D
04	CE61964 LCSD	214202	3.79	842821	4.82	413154	6.35	1116_06.D
05	COMP-1 MS	167313	3.80	647772	4.82	309373	6.35	1116_07.D
06	COMP-1 MSD	168818	3.79	648882	4.82	315082	6.35	1116_08.D
07	COMP-1	187220	3.80	649714	4.82	350434	6.35	1116_09.D
08	CCAL 30	280785	3.80	1135696	4.83	560426	6.35	1116_28.D
09								
10								
11								
12								
13								
14								
15								
16								
17								
18								
19								
20								
21								
22								

IS1 (DCB) = 1,4-Dichlorobenzene-d4
IS2 (NPT) = 1,4-Naphthalene-d8
IS3 (ANT) = Acenaphthene-d10
IS4 (PHN) = Phenanthrene-d10
IS5 (CRY) = Chrysene-d12
IS6 (PRY) = Perylene-d12

AREA UPPER LIMIT = +100% of internal standard area
AREA LOWER LIMIT = - 50% of internal standard area
RT UPPER LIMIT = +0.50 minutes of internal standard RT
RT LOWER LIMIT = -0.50 minutes of internal standard RT

Column used to flag internal standard area values with an asterisk.
* Values outside of QC limits.

FORM VIII SV

8C
SEMIVOLATILE INTERNAL STANDARD AREA AND RT SUMMARY

Lab Name: Phoenix Environmental Labs Client: NETC

Lab Code: Phoenix Case No.: SAS No.: SDG No.: GCE61964

Lab File ID (Standard): 19_SPLIT_1112.M / 1116_03.D Date Analyzed: 11/16/19

Instrument ID: CHEM19 Time Analyzed: 03:44

		IS4 (PHN) AREA #	RT #	IS5 (CRY) AREA #	RT #	IS6 (PRY) AREA #	RT #	File ID
	12 HOUR STD	754504	7.64	636716	10.66	717785	13.94	1116_03.D
	UPPER LIMIT	1546733	8.14	1305268	11.16	1471459	14.44	1116_03.D
	LOWER LIMIT	373479	7.14	315174	10.16	355304	13.44	1116_03.D
	CLIENT ID							
01	CCAL 30	754504	7.64	636716	10.66	717785	13.94	1116_03.D
02	CE61964 BLANK	444803	7.64	383272	10.66	433144	13.94	1116_04.D
03	CE61964 LCS	877470	7.64	733258	10.66	827288	13.94	1116_05.D
04	CE61964 LCSD	777987	7.64	672657	10.66	792081	13.94	1116_06.D
05	COMP-1 MS	585160	7.64	501964	10.66	590870	13.94	1116_07.D
06	COMP-1 MSD	602955	7.64	548018	10.66	630114	13.94	1116_08.D
07	COMP-1	634838	7.64	535359	10.65	616540	13.93	1116_09.D
08	CCAL 30	1055849	7.64	928989	10.66	1081522	13.95	1116_28.D
09								
10								
11								
12								
13								
14								
15								
16								
17								
18								
19								
20								
21								
22								

IS1 (DCB) = 1,4-Dichlorobenzene-d4
IS2 (NPT) = 1,4-Naphthalene-d8
IS3 (ANT) = Acenaphthene-d10
IS4 (PHN) = Phenanthrene-d10
IS5 (CRY) = Chrysene-d12
IS6 (PRY) = Perylene-d12

AREA UPPER LIMIT = +100% of internal standard area
AREA LOWER LIMIT = - 50% of internal standard area
RT UPPER LIMIT = +0.50 minutes of internal standard RT
RT LOWER LIMIT = -0.50 minutes of internal standard RT

Column used to flag internal standard area values with an asterisk.
* Values outside of QC limits.

FORM VIII SV

CLIENT ID

SEMIVOLATILE ORGANICS ANALYSIS DATA SHEET

COMP-1

Client: NETC Lab: Phoenix Env. Labs

SDG No.: GCE61964 Lab Sample ID: CE61964

Sample wt/vol: 15.32 (g/mL) g Lab File ID: 1116_09.D

Concentrated Extract Volume: 1000 (uL) Date Received: 11/15/19

% Moisture: 5 Date Extracted: 11/15/19

Instrument: CHEM19 Inj. Vol. 1.0 (uL) Date Analyzed: 11/16/19

GPC Cleanup:(Y/N) N pH: Dilution Factor: 1

Matrix: (soil/water) Soil CONCENTRATION UNITS:(ug/L or ug/Kg) ug/Kg

CAS NO.	COMPOUND	CONC.	Q	MDL	PQL	R
62-75-9	N-Nitrosodimethylamine	240	U	97	240	r
110-86-1	Pyridine	240	U	85	240	r
108-95-2	Phenol	240	U	110	240	r
111-44-4	Bis(2-chloroethyl)ether	170	U	93	170	r
62-53-3	Aniline	270	U	270	270	r
95-57-8	2-Chlorophenol	240	U	98	240	r
541-73-1	1,3-Dichlorobenzene	240	U	100	240	r
106-46-7	1,4-Dichlorobenzene	240	U	100	240	r
95-50-1	1,2-Dichlorobenzene	240	U	97	240	r
95-48-7	2-Methylphenol (o-cresol)	240	U	160	240	r
39638-32-9	Bis(2-chloroisopropyl)ether	240	U	96	240	r
621-64-7	N-Nitrosodi-n-propylamine	170	U	110	170	r
HNX - M&P CRESO	3&4-Methylphenol (m&p-cresol)	240	U	140	240	r
98-86-2	Acetophenone	240	U	110	240	r
67-72-1	Hexachloroethane	170	U	100	170	r
98-95-3	Nitrobenzene	170	U	120	170	r
78-59-1	Isophorone	170	U	96	170	r
88-75-5	2-Nitrophenol	240	U	220	240	r
105-67-9	2,4-Dimethylphenol	240	U	85	240	r
111-91-1	Bis(2-chloroethoxy)methane	240	U	95	240	r
65-85-0	Benzoic Acid	1700	U	690	1700	r
120-83-2	2,4-Dichlorophenol	170	U	120	170	r
120-82-1	1,2,4-Trichlorobenzene	240	U	100	240	r
91-20-3	Naphthalene	240	U	99	240	r
106-47-8	4-Chloroaniline	270	U	160	270	r
87-68-3	Hexachlorobutadiene	240	U	120	240	r
59-50-7	4-Chloro-3-methylphenol	240	U	120	240	r
91-57-6	2-Methylnaphthalene	240	U	100	240	r
77-47-4	Hexachlorocyclopentadiene	240	U	110	240	r
95-94-3	1,2,4,5-Tetrachlorobenzene	240	U	120	240	r
88-06-2	2,4,6-Trichlorophenol	170	U	110	170	r
95-95-4	2,4,5-Trichlorophenol	240	U	190	240	r
91-58-7	2-Chloronaphthalene	240	U	98	240	r
100-01-6	4-Nitroaniline	340	U	110	340	r
131-11-3	Dimethylphthalate	240	U	110	240	r
606-20-2	2,6-Dinitrotoluene	170	U	110	170	r

FORM I SV

r=Result Reported U=Not Detected D=Reported Dilution E/J=Estimated Value X=Not Used S=Lab Solvent

CLIENT ID

SEMIVOLATILE ORGANICS ANALYSIS DATA SHEET

COMP-1

Client: NETC Lab: Phoenix Env. Labs

SDG No.: GCE61964 Lab Sample ID: CE61964

Sample wt/vol: 15.32 (g/mL) g Lab File ID: 1116_09.D

Concentrated Extract Volume: 1000 (uL) Date Received: 11/15/19

% Moisture: 5 Date Extracted: 11/15/19

Instrument: CHEM19 Inj. Vol. 1.0 (uL) Date Analyzed: 11/16/19

GPC Cleanup:(Y/N) N pH: Dilution Factor: 1

Matrix: (soil/water) Soil CONCENTRATION UNITS:(ug/L or ug/Kg) ug/Kg

CAS NO.	COMPOUND	CONC.	Q	MDL	PQL	R
208-96-8	Acenaphthylene	240	U	96	240	r
99-09-2	3-Nitroaniline	340	U	690	340	r
83-32-9	Acenaphthene	240	U	100	240	r
51-28-5	2,4-Dinitrophenol	240	U	240	240	r
132-64-9	Dibenzofuran	240	U	100	240	r
121-14-2	2,4-Dinitrotoluene	170	U	140	170	r
100-02-7	4-Nitrophenol	340	U	160	340	r
84-66-2	Diethyl phthalate	240	U	110	240	r
86-73-7	Fluorene	240	U	110	240	r
7005-72-3	4-Chlorophenyl phenyl ether	240	U	120	240	r
88-74-4	2-Nitroaniline	240	U	240	240	r
534-52-1	4,6-Dinitro-2-methylphenol	210	U	69	210	r
86-30-6	N-Nitrosodiphenylamine	240	U	130	240	r
122-66-7	Azobenzene	240	U	110	240	r
101-55-3	4-Bromophenyl phenyl ether	240	U	100	240	r
118-74-1	Hexachlorobenzene	170	U	100	170	r
87-86-5	Pentachlorophenol	210	U	130	210	r
82-68-8	Pentachloronitrobenzene	240	U	130	240	r
85-01-8	Phenanthrene	240	U	98	240	r
120-12-7	Anthracene	240	U	110	240	r
86-74-8	Carbazole	170	U	140	170	r
84-74-2	Di-n-butylphthalate	240	U	91	240	r
206-44-0	Fluoranthene	240	U	110	240	r
92-87-5	Benzidine	340	U	200	340	r
129-00-0	Pyrene	240	U	120	240	r
85-68-7	Benzyl butyl phthalate	240	U	89	240	r
117-81-7	Bis(2-ethylhexyl)phthalate	240	U	99	240	r
56-55-3	Benz(a)anthracene	240	U	120	240	r
218-01-9	Chrysene	240	U	120	240	r
117-84-0	Di-n-octylphthalate	240	U	89	240	r
91-94-1	3,3'-dichlorobenzidine	170	U	160	170	r
205-99-2	Benzo(b)fluoranthene	240	U	120	240	r
207-08-9	Benzo(k)fluoranthene	240	U	110	240	r
50-32-8	Benzo(a)pyrene	170	U	110	170	r
193-39-5	Indeno(1,2,3-cd)pyrene	240	U	110	240	r
53-70-3	Dibenz(a,h)anthracene	170	U	110	170	r

FORM I SV

r=Result Reported U=Not Detected D=Reported Dilution E/J=Estimated Value X=Not Used S=Lab Solvent

1

CLIENT ID

SEMIVOLATILE ORGANICS ANALYSIS DATA SHEET

COMP-1

Client: NETC Lab: Phoenix Env. Labs

SDG No.: GCE61964 Lab Sample ID: CE61964

Sample wt/vol: 15.32 (g/mL) g Lab File ID: 1116_09.D

Concentrated Extract Volume: 1000 (uL) Date Received: 11/15/19

% Moisture: 5 Date Extracted: 11/15/19

Instrument: CHEM19 Inj. Vol. 1.0 (uL) Date Analyzed: 11/16/19

GPC Cleanup:(Y/N) N pH: Dilution Factor: 1

Matrix: (soil/water) Soil CONCENTRATION UNITS:(ug/L or ug/Kg) ug/Kg

CAS NO.	COMPOUND	CONC.	Q	MDL	PQL	R
191-24-2	Benzo(ghi)perylene	240	U	110	240	r

FORM I SV

r=Result Reported U=Not Detected D=Reported Dilution E/J=Estimated Value X=Not Used S=Lab Solvent

Quantitation Report (QT/LSC Reviewed)

Data Path : H:\SV2019\CHEM19\11NOV\16\
Data File : 1116_09.D
Acq On : 16 Nov 2019 6:11 am
Operator :
Client ID : COMP-1
Lab ID : CE61964
ALS Vial : 9 Sample Multiplier: 1

Quant Time: Nov 18 09:09:06 2019
Quant Method : H:\SV2019\CHEM19\METHODS\19_SPLIT_1112.M
Quant Title : Semivolatiles by GC/MS - EPA Method 625/8270
QLast Update : Mon Nov 18 08:45:47 2019
Response via : Initial Calibration

Compound	R.T.	QIon	Response	Conc	Units	Dev(Min)
Internal Standards						
1) 1,4-Dichlorobenzene-d4	3.797	152	187220	40.000	ng	0.00
26) Naphthalene-d8	4.823	136	649714	40.000	ng	0.00
45) Acenaphthene-d10	6.350	164	350434	40.000	ng	0.00
69) Phenanthrene-d10	7.638	188	634838	40.000	ng	0.00
86) Chrysene-d12	10.651	240	535359	40.000	ng	-0.01
93) Perylene-d12	13.931	264	616540	40.000	ng	-0.02
System Monitoring Compounds						
6) % 2-Fluorophenol	2.926	112	259693	46.222	ng	0.01
Spiked Amount 75.000	Range 30 - 130		Recovery =	61.63%		
7) % Phenol-d5	3.530	99	325783	47.482	ng	0.00
Spiked Amount 75.000	Range 30 - 130		Recovery =	63.31%		
24) % Nitrobenzene-d5	4.251	82	201307	33.998	ng	0.00
Spiked Amount 50.000	Range 30 - 130		Recovery =	68.00%		
48) % 2-Fluorobiphenyl	5.747	172	437168	33.406	ng	0.00
Spiked Amount 50.000	Range 30 - 130		Recovery =	66.82%		
70) % 2,4,6-Tribromophenol	7.045	62	48525	51.173	ng	0.00
Spiked Amount 75.000	Range 30 - 130		Recovery =	68.23%		
85) % Terphenyl-d14	9.134	244	462239	31.943	ng	0.00
Spiked Amount 50.000			Recovery =	63.88%		
Target Compounds						Qvalue

(#)out of range (m)manual integration reviewed by analyst (+)signals summed

Quantitation Report (QT/LSC Reviewed)

Data Path : H:\SV2019\CHEM19\11NOV\16\
Data File : 1116_09.D
Acq On : 16 Nov 2019 6:11 am
Operator :
Client ID : COMP-1
Lab ID : CE61964
ALS Vial : 9 Sample Multiplier: 1

Quant Time: Nov 18 09:09:06 2019
Quant Method : H:\SV2019\CHEM19\METHODS\19_SPLIT_1112.M
Quant Title : Semivolatiles by GC/MS - EPA Method 625/8270
QLast Update : Mon Nov 18 08:45:47 2019
Response via : Initial Calibration

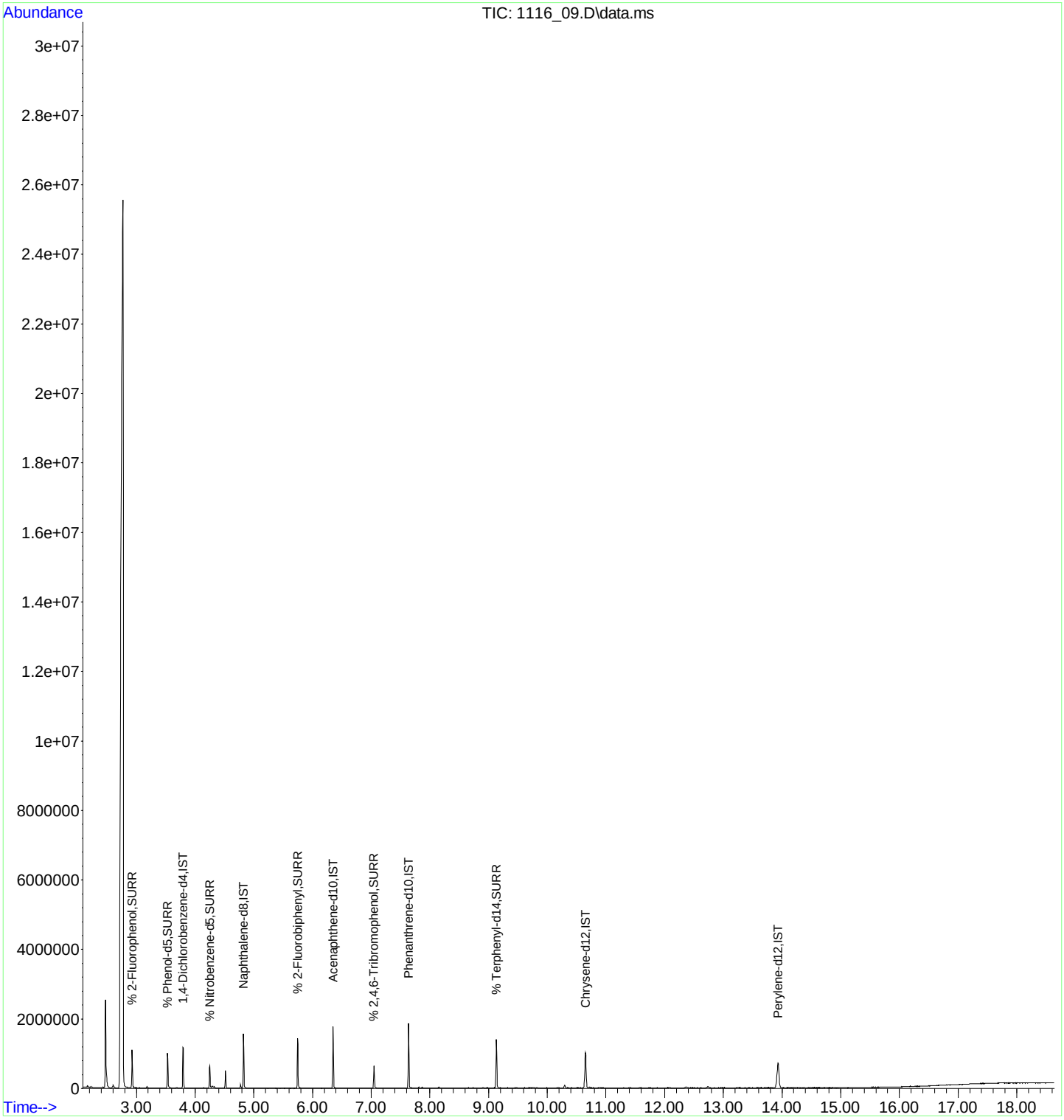

6B
SEMIVOLATILE ORGANICS INITIAL CALIBRATION DATA

Lab Name: Phoenix Environmental Labs Client: NETC

Lab Code: Phoenix Case No.: SAS No.: SDG No.: GCE61964

Instrument ID: CHEM19 Calibration Date(s): 11/09/19 11/13/19

Heated Purge (Y/N): n.a. Calibration Time(s): 02:46 02:36

GC Column: Method File: 19_SPLIT_1112.M

LAB FILE ID:

RRF 1	1112_54.D	RRF 2.5	1112_53.D	RRF 5	1112_52.D	RRF 10	1112_51.D
RRF 30	1112_50.D	RRF 50	1112_49.D	RRF 75	1112_48.D	RRF 100	1112_47.D

COMPOUND		RRF 1	RRF 2.5	RRF 5	RRF 10	RRF 30	RRF 50	RRF 75	RRF 100	$\overline{RRF}$	% RSD	% RSD LIMITS
N-Nitrosodimethylamine		0.739	0.664	0.677	0.691	0.680	0.709	0.701	0.694	0.694	3.3	20 (40)
Pyridine		1.252	1.311	1.338	1.300	1.296	1.291	1.322	1.347	1.307	2.3	20 (40)
Phenol		1.493	1.327	1.433	1.495	1.433	1.492	1.484	1.427	1.448	4.0	20 (40)
Bis(2-chloroethyl)ether		1.010	0.995	0.965	0.986	0.939	0.964	0.970	0.920	0.968	3.0	20 (40)
Aniline		1.810	1.654	1.833	1.869	1.771	2.002	1.893	1.803	1.829	5.5	20 (40)
2-Chlorophenol		1.298	1.302	1.323	1.300	1.263	1.300	1.299	1.262	1.293	1.6	20 (40)
1,3-Dichlorobenzene		1.509	1.532	1.481	1.478	1.435	1.441	1.467	1.446	1.474	2.3	20 (40)
1,4-Dichlorobenzene		1.507	1.557	1.536	1.555	1.467	1.487	1.516	1.482	1.513	2.3	20 (40)
1,2-Dichlorobenzene		1.496	1.388	1.400	1.451	1.378	1.399	1.403	1.368	1.410	3.0	20 (40)
2-Methylphenol (o-cresol)		0.982	0.857	0.933	0.979	0.920	0.960	0.950	0.882	0.933	4.8	20 (40)
Bis(2-chloroisopropyl)ether		1.795	1.787	1.746	1.795	1.672	1.716	1.697	1.626	1.729	3.6	20 (40)
N-Nitrosodi-n-propylamine		0.835	0.725	0.815	0.825	0.773	0.811	0.795	0.747	0.791	5.0	20 (40)
3&4-Methylphenol (m&p-cresol)		1.365	1.298	1.292	1.384	1.324	1.402	1.402	1.309	1.347	3.4	20 (40)
Acetophenone		1.766	1.663	1.689	1.753	1.620	1.762	1.742	1.619	1.702	3.7	20 (40)
Hexachloroethane		0.621	0.566	0.575	0.574	0.538	0.543	0.557	0.537	0.564	4.9	20 (40)
Nitrobenzene		1.222	1.193	1.246	1.271	1.189	1.246	1.240	1.165	1.222	3.0	20 (40)
Isophorone		0.607	0.611	0.596	0.612	0.562	0.546	0.524	0.481	0.567	8.4	20 (40)
2-Nitrophenol	*	0.063	0.058	0.061	0.060	0.058	0.058	0.054	0.050	0.058	7.2	20 (40)
2,4-Dimethylphenol		0.298	0.282	0.283	0.290	0.259	0.249	0.235	0.222	0.265	10.4	20 (40)
Bis(2-chloroethoxy)methane		0.381	0.384	0.374	0.371	0.334	0.325	0.309	0.284	0.345	10.9	20 (40)
Benzoic Acid	q	1.89	2.87	4.74	9.54	28.09	50.49	77.27	98.61	Coef R2	1.00	>=0.99
2,4-Dichlorophenol		0.262	0.256	0.264	0.277	0.261	0.255	0.239	0.224	0.255	6.4	20 (40)
1,2,4-Trichlorobenzene		0.312	0.309	0.304	0.298	0.276	0.263	0.256	0.239	0.282	9.7	20 (40)
Naphthalene		1.100	1.017	1.035	1.022	0.935	0.899	0.857	0.804	0.959	10.6	20 (40)
4-Chloroaniline		0.102	0.102	0.099	0.109	0.106	0.102	0.092	0.088	0.100	6.9	20 (40)
Hexachlorobutadiene		0.185	0.173	0.172	0.172	0.156	0.149	0.144	0.135	0.161	10.7	20 (40)
4-Chloro-3-methylphenol		0.235	0.250	0.262	0.257	0.244	0.237	0.220	0.209	0.239	7.5	20 (40)
2-Methylnaphthalene		0.693	0.716	0.706	0.678	0.631	0.618	0.590	0.552	0.648	9.2	20 (40)
Hexachlorocyclopentadiene		0.195	0.193	0.214	0.211	0.214	0.204	0.202	0.188	0.203	5.0	20 (40)
1,2,4,5-Tetrachlorobenzene		0.345	0.323	0.333	0.327	0.305	0.295	0.286	0.270	0.310	8.3	20 (40)
2,4,6-Trichlorophenol		0.333	0.343	0.346	0.357	0.373	0.373	0.377	0.368	0.359	4.6	20 (40)
2,4,5-Trichlorophenol		0.304	0.326	0.340	0.378	0.402	0.396	0.402	0.398	0.368	10.6	20 (40)
2-Chloronaphthalene		1.182	1.245	1.206	1.195	1.192	1.195	1.207	1.205	1.203	1.6	20 (40)
4-Nitroaniline		0.270	0.314	0.305	0.314	0.338	0.333	0.343	0.334	0.319	7.6	20 (40)
Dimethylphthalate		1.307	1.273	1.309	1.332	1.342	1.324	1.376	1.359	1.328	2.5	20 (40)
2,6-Dinitrotoluene		0.230	0.268	0.271	0.291	0.302	0.306	0.319	0.313	0.288	10.3	20 (40)
Acenaphthylene		1.874	1.917	1.882	1.901	1.903	1.892	1.932	1.913	1.902	1.0	20 (40)
3-Nitroaniline		0.220	0.226	0.254	0.245	0.270	0.287	0.305	0.291	0.262	11.9	20 (40)
Acenaphthene		1.285	1.182	1.162	1.156	1.146	1.142	1.174	1.165	1.176	3.9	20 (40)
2,4-Dinitrophenol	q	2.68	3.34	4.66	8.43	27.72	50.44	77.53	98.70	Coef R2	1.00	>=0.99
Dibenzofuran		1.793	1.791	1.724	1.718	1.747	1.730	1.766	1.741	1.751	1.7	20 (40)
2,4-Dinitrotoluene		0.291	0.309	0.335	0.370	0.397	0.402	0.416	0.404	0.366	13.1	20 (40)
4-Nitrophenol		0.187	0.187	0.204	0.234	0.241	0.250	0.260	0.245	0.226	12.9	20 (40)
Diethyl phthalate		1.307	1.267	1.338	1.314	1.330	1.338	1.381	1.354	1.329	2.6	20 (40)
Fluorene		1.393	1.377	1.393	1.392	1.411	1.407	1.425	1.425	1.403	1.2	20 (40)
4-Chlorophenyl phenyl ether		0.655	0.604	0.625	0.625	0.630	0.632	0.655	0.650	0.634	2.8	20 (40)
2-Nitroaniline		0.170	0.164	0.182	0.145	0.152	0.169	0.184	0.170	0.167	8.0	20 (40)
4,6-Dinitro-2-methylphenol	q	1.98	2.89	4.57	9.35	29.37	49.03	77.26	99.04	Coef R2	1.00	>=0.99

* The minimum RRF was not met for this compound. (#) The maximum %RSD was not met for this compound

(*) Recommended RRF not met (+) %D exceeds criteria % (#) %D exceeds (maximum) %

%D: 10% of target compounds are allowed to be above criteria %, but must be less than the (maximum) %

(l) linear (li) linear inverse conc weight (li2) linear inverse conc weight squared (q) quadratic (qi) quadratic inverse conc weight (qi2) quadratic inverse conc weight squared

Compounds not using average response (l, li, li2, q, qi, qi2) display concentrations and not response factors

6C
SEMIVOLATILE ORGANICS INITIAL CALIBRATION DATA

Lab Name: Phoenix Environmental Labs Client: NETC

Lab Code: Phoenix Case No.: SAS No.: SDG No.: GCE61964

Instrument ID: CHEM19 Calibration Date(s): 11/09/19 11/13/19

Heated Purge (Y/N): n.a. Calibration Time(s): 02:46 02:36

GC Column: Method File: 19_SPLIT_1112.M

LAB FILE ID:

RRF 1	1112_54.D	RRF 2.5	1112_53.D	RRF 5	1112_52.D	RRF 10	1112_51.D
RRF 30	1112_50.D	RRF 50	1112_49.D	RRF 75	1112_48.D	RRF 100	1112_47.D

COMPOUND		RRF 1	RRF 2.5	RRF 5	RRF 10	RRF 30	RRF 50	RRF 75	RRF 100	$\overline{\text{RRF}}$	% RSD	% RSD LIMITS
N-Nitrosodiphenylamine		0.985	0.992	0.973	1.014	1.007	1.001	1.036	1.020	1.003	2.0	20 (40)
Azobenzene		1.365	1.350	1.411	1.389	1.383	1.523	1.567	1.537	1.441	6.0	20 (40)
4-Bromophenyl phenyl ether		0.184	0.207	0.209	0.191	0.198	0.208	0.210	0.212	0.202	5.1	20 (40)
Hexachlorobenzene	*	0.092	0.092	0.085	0.084	0.086	0.085	0.086	0.086	0.087	3.7	20 (40)
Pentachlorophenol	q	1.98	3.05	4.78	9.24	28.36	50.12	76.89	99.07	Coef R2	1.00	>=0.99
Pentachloronitrobenzene		0.062	0.058	0.065	0.062	0.064	0.067	0.067	0.069	0.064	5.4	20 (40)
Phenanthrene		1.111	1.044	1.111	1.054	1.049	1.074	1.096	1.080	1.077	2.5	20 (40)
Anthracene		1.088	1.088	1.048	1.070	1.075	1.095	1.107	1.101	1.084	1.8	20 (40)
Carbazole		0.983	0.995	1.044	0.992	1.007	1.021	1.041	1.033	1.015	2.3	20 (40)
Di-n-butylphthalate		1.033	1.090	1.153	1.206	1.205	1.247	1.282	1.267	1.185	7.4	20 (40)
Fluoranthene		1.137	1.096	1.139	1.161	1.147	1.218	1.232	1.210	1.167	4.1	20 (40)
Benzidine		0.606	0.633	0.691	0.763	0.822	0.854	0.887	0.902	0.770	14.9	20 (40)
Pyrene		1.172	1.088	1.180	1.165	1.185	1.221	1.242	1.229	1.185	4.1	20 (40)
Benzyl butyl phthalate		0.542	0.563	0.574	0.608	0.624	0.640	0.654	0.650	0.607	7.0	20 (40)
Bis(2-ethylhexyl)phthalate		0.668	0.726	0.776	0.821	0.845	0.864	0.874	0.878	0.806	9.5	20 (40)
Benz(a)anthracene		1.271	1.236	1.214	1.229	1.221	1.248	1.267	1.268	1.244	1.8	20 (40)
Chrysene		1.262	1.237	1.238	1.209	1.190	1.221	1.233	1.229	1.227	1.7	20 (40)
Di-n-octylphthalate		1.012	1.083	1.169	1.324	1.420	1.489	1.540	1.539	1.322	15.9	20 (40)
3,3'-dichlorobenzidine		0.380	0.388	0.419	0.429	0.395	0.390	0.405	0.403	0.401	4.1	20 (40)
Benzo(b)fluoranthene		1.086	1.101	1.103	1.155	1.182	1.165	1.239	1.204	1.154	4.7	20 (40)
Benzo(k)fluoranthene		1.049	1.069	1.070	1.073	1.105	1.131	1.168	1.122	1.098	3.7	20 (40)
Benzo(a)pyrene		0.864	0.922	0.921	0.955	1.015	1.027	1.076	1.045	0.978	7.5	20 (40)
Indeno(1,2,3-cd)pyrene		0.909	0.925	0.905	0.972	1.062	1.111	1.163	1.141	1.023	10.6	20 (40)
Dibenz(a,h)anthracene		0.906	0.986	0.955	1.010	1.074	1.101	1.164	1.131	1.041	8.7	20 (40)
Benzo(ghi)perylene		0.981	1.006	1.007	1.020	1.070	1.087	1.146	1.120	1.055	5.7	20 (40)
% 2-Fluorophenol		1.173	1.194	1.210	1.209	1.169	1.208	1.221	1.219	1.200	1.7	20 (40)
% Phenol-d5		1.437	1.432	1.479	1.473	1.455	1.506	1.504	1.442	1.466	2.0	20 (40)
% Nitrobenzene-d5		1.313	1.274	1.255	1.262	1.217	1.309	1.275	1.216	1.265	2.9	20 (40)
% 2-Fluorobiphenyl		1.455	1.501	1.471	1.453	1.506	1.512	1.532	1.520	1.494	2.0	20 (40)
% 2,4,6-Tribromophenol		0.050	0.054	0.058	0.061	0.063	0.063	0.066	0.064	0.060	9.2	20 (40)
% Terphenyl-d14		0.877	0.866	0.899	0.902	0.891	0.932	0.980	0.948	0.912	4.2	20 (40)

* The minimum RRF was not met for this compound. (#) The maximum %RSD was not met for this compound

(*) Recommended RRF not met (+) %D exceeds criteria % (#) %D exceeds (maximum) %

%D: 10% of target compounds are allowed to be above criteria %, but must be less than the (maximum) %

(l) linear (li) linear inverse conc weight (li2) linear inverse conc weight squared (q) quadratic (qi) quadratic inverse conc weight (qi2) quadratic inverse conc weight squared

Compounds not using average response (l, li, li2, q, qi, qi2) display concentrations and not response factors

Response Factor Report Chem19

Method Path : H:\SV2019\CHEM19\METHODS\
Method File : 19_SPLIT_1112.M
Title : Semivolatiles by GC/MS - EPA Method 625/8270
Last Update : Tue Nov 26 13:42:21 2019
Response Via : Initial Calibration

Calibration Files (Note: Curves (l,lf,q,qf) display calculated conc and corr. coefficient.)
75 =1112_48.D 10 =1112_51.D 5 =1112_52.D 30 =1112_50.D 100 =1112_47.D 50 =1112_49.D 2.5 =1112_53.D 1 =1112_54.D
1B =1108_30.D 75B =1108_24.D 10B =1108_27.D 5B =1108_28.D 50B =1108_25.D 2.5B=1108_29.D 100B=1108_23.D 30B =1108_26.D

	Compound	75	10	5	30	100	50	2.5	1	1B	75B	10B	5B	50B	2.5B	100B	30B	Avg	%RSD
1)	IST 1,4-Dichlorobenzen...	----------ISTD----------																	
2)	T N-Nitrosodimet...	0.701	0.691	0.677	0.680	0.694	0.709	0.664	0.739									0.694	3.29
3)	T Pyridine	1.322	1.300	1.338	1.296	1.347	1.291	1.311	1.252									1.307	2.29
6)	SURR% 2-Fluorophenol	1.221	1.209	1.210	1.169	1.219	1.208	1.194	1.173									1.200	1.66
7)	SURR% Phenol-d5	1.504	1.473	1.479	1.455	1.442	1.506	1.432	1.437									1.466	1.98
8)	p Phenol	1.484	1.495	1.433	1.433	1.427	1.492	1.327	1.493									1.448	3.97
9)	p Bis(2-chloroet...	0.970	0.986	0.965	0.939	0.920	0.964	0.995	1.010									0.968	3.01
10)	T Aniline	1.893	1.869	1.833	1.771	1.803	2.002	1.654	1.810									1.829	5.49
12)	p 2-Chlorophenol	1.299	1.300	1.323	1.263	1.262	1.300	1.302	1.298									1.293	1.61
13)	T 1,3-Dichlorobe...	1.467	1.478	1.481	1.435	1.446	1.441	1.532	1.509									1.474	2.30
14)	1,4-Dichlorobe...	1.516	1.555	1.536	1.467	1.482	1.487	1.557	1.507									1.513	2.25
16)	T 1,2-Dichlorobe...	1.403	1.451	1.400	1.378	1.368	1.399	1.388	1.496									1.410	3.02
17)	p 2-Methylphenol...	0.950	0.979	0.933	0.920	0.882	0.960	0.857	0.982									0.933	4.80
18)	T Bis(2-chlorois...	1.697	1.795	1.746	1.672	1.626	1.716	1.787	1.795									1.729	3.62
19)	p N-Nitrosodi-n-...	0.795	0.825	0.815	0.773	0.747	0.811	0.725	0.835									0.791	4.95
20)	p 3&4-Methylphen...	1.402	1.384	1.292	1.324	1.309	1.402	1.298	1.365									1.347	3.44
21)	p Acetophenone	1.742	1.753	1.689	1.620	1.619	1.762	1.663	1.766									1.702	3.67
23)	p Hexachloroethane	0.557	0.574	0.575	0.538	0.537	0.543	0.566	0.621									0.564	4.88
24)	SURR% Nitrobenzene-d5	1.275	1.262	1.255	1.217	1.216	1.309	1.274	1.313									1.265	2.87
25)	p Nitrobenzene	1.240	1.271	1.246	1.189	1.165	1.246	1.193	1.222									1.222	2.95
26)	IST Naphthalene-d8	----------ISTD----------																	
27)	p Isophorone	0.524	0.612	0.596	0.562	0.481	0.546	0.611	0.607									0.567	8.44
28)	p 2-Nitrophenol	0.054	0.060	0.061	0.058	0.050	0.058	0.058	0.063									0.058#	7.19
29)	p 2,4-Dimethylph...	0.235	0.290	0.283	0.259	0.222	0.249	0.282	0.298									0.265	10.44
30)	p Bis(2-chloroet...	0.309	0.371	0.374	0.334	0.284	0.325	0.384	0.381									0.345	10.85
31)	Tqi Benzoic Acid	77.87	9.534	4.337	29.23	96.87	52.10	2.302	1.236									Coef R2	1.00
32)	p 2,4-Dichloroph...	0.239	0.277	0.264	0.261	0.224	0.255	0.256	0.262									0.255	6.39
33)	T 1,2,4-Trichlor...	0.256	0.298	0.304	0.276	0.239	0.263	0.309	0.312									0.282	9.72
36)	p Naphthalene	0.857	1.022	1.035	0.935	0.804	0.899	1.017	1.100									0.959	10.58
37)	p 4-Chloroaniline	0.092	0.109	0.099	0.106	0.088	0.102	0.102	0.102									0.100	6.91
40)	p Hexachlorobuta...	0.144	0.172	0.172	0.156	0.135	0.149	0.173	0.185									0.161	10.72
41)	p 4-Chloro-3-met...	0.220	0.257	0.262	0.244	0.209	0.237	0.250	0.235									0.239	7.52
42)	p 2-Methylnaphth...	0.590	0.678	0.706	0.631	0.552	0.618	0.716	0.693									0.648	9.17
43)	p Hexachlorocycl...	0.202	0.211	0.214	0.214	0.188	0.204	0.193	0.195									0.203	4.98
44)	p 1,2,4,5-Tetrac...	0.286	0.327	0.333	0.305	0.270	0.295	0.323	0.345									0.310	8.33
45)	IST Acenaphthene-d10	----------ISTD----------																	
46)	p 2,4,6-Trichlor...	0.377	0.357	0.346	0.373	0.368	0.373	0.343	0.333									0.359	4.57
47)	p 2,4,5-Trichlor...	0.402	0.378	0.340	0.402	0.398	0.396	0.326	0.304									0.368	10.60
48)	SURR% 2-Fluorobiph...	1.532	1.453	1.471	1.506	1.520	1.512	1.501	1.455									1.494	2.02
49)	p 2-Chloronaphth...	1.207	1.195	1.206	1.192	1.205	1.195	1.245	1.182									1.203	1.58

Method Path : H:\SV2019\CHEM19\METHODS\
Method File : 19_SPLIT_1112.M
Title : Semivolatiles by GC/MS - EPA Method 625/8270

50)	p	4-Nitroaniline	0.343	0.314	0.305	0.338	0.334	0.333	0.314	0.270					0.319	7.56
52)	p	Dimethylphthalate	1.376	1.332	1.309	1.342	1.359	1.324	1.273	1.307					1.328	2.45
53)	p	2,6-Dinitrotol...	0.319	0.291	0.271	0.302	0.313	0.306	0.268	0.230					0.288	10.28
54)	p	Acenaphthylene	1.932	1.901	1.882	1.903	1.913	1.892	1.917	1.874					1.902	1.00
55)	p	3-Nitroaniline	0.305	0.245	0.254	0.270	0.291	0.287	0.226	0.220					0.262	11.86
56)	p	Acenaphthene	1.174	1.156	1.162	1.146	1.165	1.142	1.182	1.285					1.176	3.89
57)	Pqi	2,4-Dinitrophenol	78.23	8.231	3.816	29.65	96.82	52.81	2.241	1.459					Coef R2	1.00
58)	p	Dibenzofuran	1.766	1.718	1.724	1.747	1.741	1.730	1.791	1.793					1.751	1.67
59)	p	2,4-Dinitrotol...	0.416	0.370	0.335	0.397	0.404	0.402	0.309	0.291					0.366	13.08
60)	p	4-Nitrophenol	0.260	0.234	0.204	0.241	0.245	0.250	0.187	0.187					0.226	12.92
62)	p	Diethyl phthalate	1.381	1.314	1.338	1.330	1.354	1.338	1.267	1.307					1.329	2.55
63)	p	Fluorene	1.425	1.392	1.393	1.411	1.425	1.407	1.377	1.393					1.403	1.22
64)	p	4-Chlorophenyl...	0.655	0.625	0.625	0.630	0.650	0.632	0.604	0.655					0.634	2.79
65)	p	2-Nitroaniline	0.184	0.145	0.182	0.152	0.170	0.169	0.164	0.170					0.167	7.99
66)	pqi	4,6-Dinitro-2-...	77.68	9.324	4.132	30.47	97.91	50.35	2.291	1.287					Coef R2	1.00
67)	p	N-Nitrosodiphe...	1.036	1.014	0.973	1.007	1.020	1.001	0.992	0.985					1.003	2.02
68)	T	Azobenzene	1.567	1.389	1.411	1.383	1.537	1.523	1.350	1.365					1.441	6.02
69)	IST	Phenanthrene-d10	----------ISTD----------													
70)	SURR%	2,4,6-Tribro...	0.066	0.061	0.058	0.063	0.064	0.063	0.054	0.050					0.060	9.22
71)	p	4-Bromophenyl ...	0.210	0.191	0.209	0.198	0.212	0.208	0.207	0.184					0.202	5.11
72)	p	Hexachlorobenzene	0.086	0.084	0.085	0.086	0.086	0.085	0.092	0.092					0.087#	3.68
74)	pqi	Pentachlorophenol	77.36	9.204	4.318	29.50	97.87	51.54	2.412	1.227					Coef R2	1.00
75)	T	Pentachloronit...	0.067	0.062	0.065	0.064	0.069	0.067	0.058	0.062					0.064	5.44
77)	p	Phenanthrene	1.096	1.054	1.111	1.049	1.080	1.074	1.044	1.111					1.077	2.52
78)	p	Anthracene	1.107	1.070	1.048	1.075	1.101	1.095	1.088	1.088					1.084	1.75
79)	p	Carbazole	1.041	0.992	1.044	1.007	1.033	1.021	0.995	0.983					1.015	2.34
80)	p	Di-n-butylphth...	1.282	1.206	1.153	1.205	1.267	1.247	1.090	1.033					1.185	7.40
82)	p	Fluoranthene	1.232	1.161	1.139	1.147	1.210	1.218	1.096	1.137					1.167	4.08
83)	p	Benzidine									0.606	0.887	0.763	0.691	0.854	0.633	0.902	0.822	0.770	14.94
84)	p	Pyrene	1.242	1.165	1.180	1.185	1.229	1.221	1.088	1.172					1.185	4.09
85)	SURR%	Terphenyl-d14	0.980	0.902	0.899	0.891	0.948	0.932	0.866	0.877					0.912	4.23
86)	IST	Chrysene-d12	----------ISTD----------													
87)	p	Benzyl butyl p...	0.654	0.608	0.574	0.624	0.650	0.640	0.563	0.542					0.607	7.00
88)	p	Bis(2-ethylhex...	0.874	0.821	0.776	0.845	0.878	0.864	0.726	0.668					0.806	9.51
89)	p	Benz(a)anthracene	1.267	1.229	1.214	1.221	1.268	1.248	1.236	1.271					1.244	1.82
90)	p	Chrysene	1.233	1.209	1.238	1.190	1.229	1.221	1.237	1.262					1.227	1.72
91)	p	Di-n-octylphth...	1.540	1.324	1.169	1.420	1.539	1.489	1.083	1.012					1.322	15.89
92)	p	3,3'-dichlorob...	0.405	0.429	0.419	0.395	0.403	0.390	0.388	0.380					0.401	4.09
93)	IST	Perylene-d12	----------ISTD----------													
94)	p	Benzo(b)fluora...	1.239	1.155	1.103	1.182	1.204	1.165	1.101	1.086					1.154	4.70
95)	p	Benzo(k)fluora...	1.168	1.073	1.070	1.105	1.122	1.131	1.069	1.049					1.098	3.67
96)	p	Benzo(a)pyrene	1.076	0.955	0.921	1.015	1.045	1.027	0.922	0.864					0.978	7.51
97)	p	Indeno(1,2,3-c...	1.163	0.972	0.905	1.062	1.141	1.111	0.925	0.909					1.023	10.55
98)	p	Dibenz(a,h)ant...	1.164	1.010	0.955	1.074	1.131	1.101	0.986	0.906					1.041	8.72
99)	p	Benzo(ghi)pery...	1.146	1.020	1.007	1.070	1.120	1.087	1.006	0.981					1.055	5.70

(#,$,@)=Out of Range l=linear lf=linear(0,0) q=Quadratic qf=Quadratic(0,0)

Quantitation Report (RF) (QT Reviewed)

Data Path : H:\SV2019\CHEM19\11NOV\08\
Data File : 1108_23.D
Acq On : 9 Nov 2019 2:46 am
Operator :
Client ID : ICAL 100
Lab ID : 100PPM 8270/BENZ; 93C
ALS Vial : 12 Sample Multiplier: 1

Quant Time: Nov 09 17:41:17 2019
Quant Method : H:\SV2019\CHEM19\METHODS\19_SPLIT_1108.M
Quant Title : Semivolatiles by GC/MS - EPA Method 625/8270
QLast Update : Sat Nov 09 17:40:18 2019
Response via : Initial Calibration

Compound	R.T.	QIon	Response	Conc Units	Dev(Min)
Internal Standards					
1) 1,4-Dichlorobenzene-d4	3.930	152	390646	40.000 ng	0.00
26) Naphthalene-d8	4.967	136	1511039	40.000 ng	0.00
45) Acenaphthene-d10	6.495	164	853661	40.000 ng	0.00
69) Phenanthrene-d10	7.782	188	1619591	40.000 ng	0.00
86) Chrysene-d12	10.902	240	1372018	40.000 ng	0.00
93) Perylene-d12	14.316	264	1582301	40.000 ng	0.00
Target Compounds					Qvalue
83) Benzidine	9.048	184	3652466	117.154 ng	99

(#)out of range (m)manual integration reviewed by analyst (+)signals summed

Quantitation Report (RF) (QT Reviewed)

Data Path : H:\SV2019\CHEM19\11NOV\08\
Data File : 1108_23.D
Acq On : 9 Nov 2019 2:46 am
Operator :
Client ID : ICAL 100
Lab ID : 100PPM 8270/BENZ; 93C
ALS Vial : 12 Sample Multiplier: 1

Quant Time: Nov 09 17:41:17 2019
Quant Method : H:\SV2019\CHEM19\METHODS\19_SPLIT_1108.M
Quant Title : Semivolatiles by GC/MS - EPA Method 625/8270
QLast Update : Sat Nov 09 17:40:18 2019
Response via : Initial Calibration

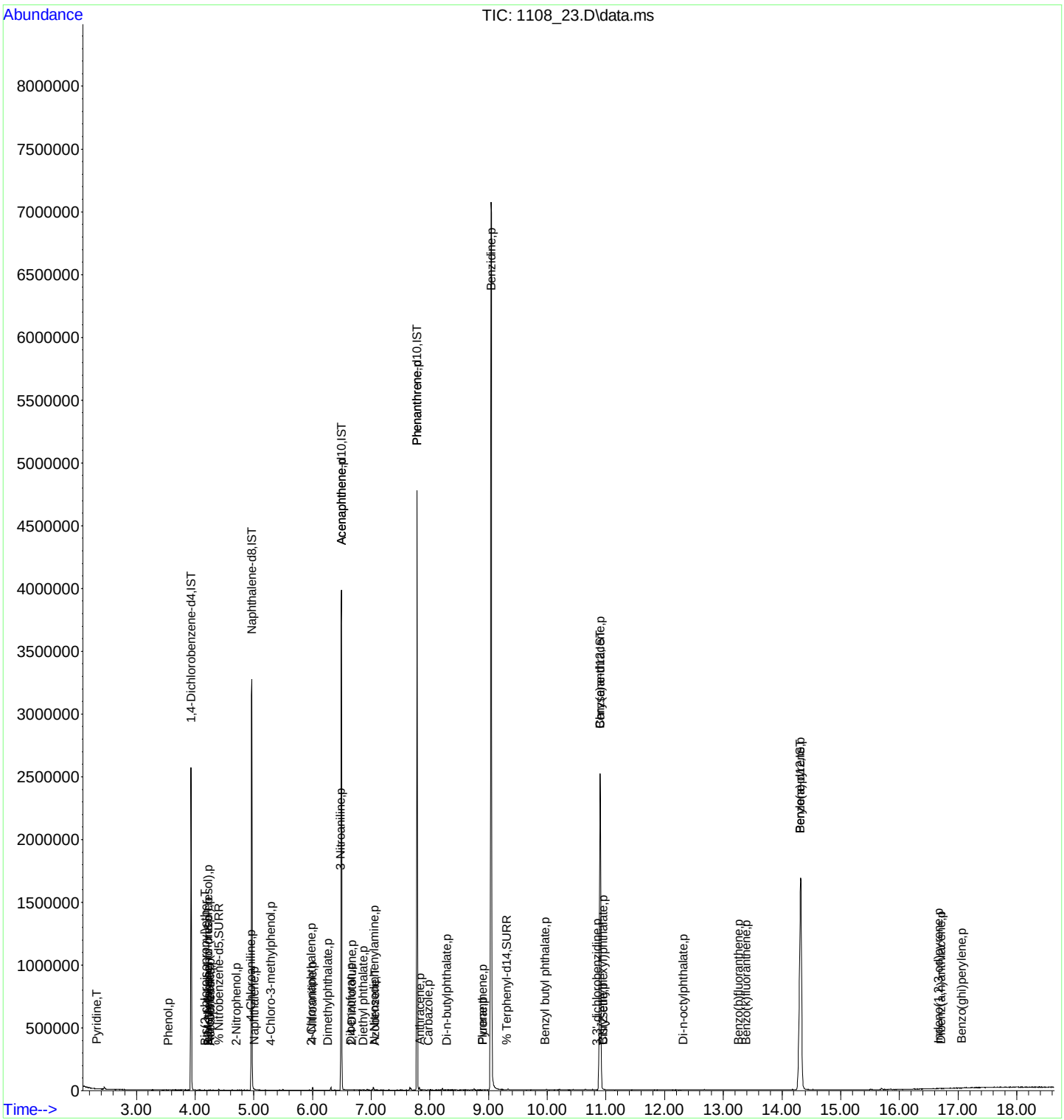

Quantitation Report (RF) (QT Reviewed)

Data Path : H:\SV2019\CHEM19\11NOV\08\
Data File : 1108_24.D
Acq On : 9 Nov 2019 3:10 am
Operator :
Client ID : ICAL 75
Lab ID : 75PPM 8270/BENZ; 93D
ALS Vial : 13 Sample Multiplier: 1

Quant Time: Nov 09 17:41:20 2019
Quant Method : H:\SV2019\CHEM19\METHODS\19_SPLIT_1108.M
Quant Title : Semivolatiles by GC/MS - EPA Method 625/8270
QLast Update : Sat Nov 09 17:40:18 2019
Response via : Initial Calibration

Compound	R.T.	QIon	Response	Conc Units	Dev(Min)
Internal Standards					
1) 1,4-Dichlorobenzene-d4	3.930	152	273865	40.000 ng	0.00
26) Naphthalene-d8	4.967	136	966944	40.000 ng	0.00
45) Acenaphthene-d10	6.489	164	519228	40.000 ng	0.00
69) Phenanthrene-d10	7.782	188	952308	40.000 ng	0.00
86) Chrysene-d12	10.897	240	792115	40.000 ng	0.00
93) Perylene-d12	14.310	264	904065	40.000 ng	0.00
Target Compounds					Qvalue
83) Benzidine	9.038	184	1583318	86.371 ng	99

(#)out of range (m)manual integration reviewed by analyst (+)signals summed

Quantitation Report (RF) (QT Reviewed)

Data Path : H:\SV2019\CHEM19\11NOV\08\
Data File : 1108_24.D
Acq On : 9 Nov 2019 3:10 am
Operator :
Client ID : ICAL 75
Lab ID : 75PPM 8270/BENZ; 93D
ALS Vial : 13 Sample Multiplier: 1

Quant Time: Nov 09 17:41:20 2019
Quant Method : H:\SV2019\CHEM19\METHODS\19_SPLIT_1108.M
Quant Title : Semivolatiles by GC/MS - EPA Method 625/8270
QLast Update : Sat Nov 09 17:40:18 2019
Response via : Initial Calibration

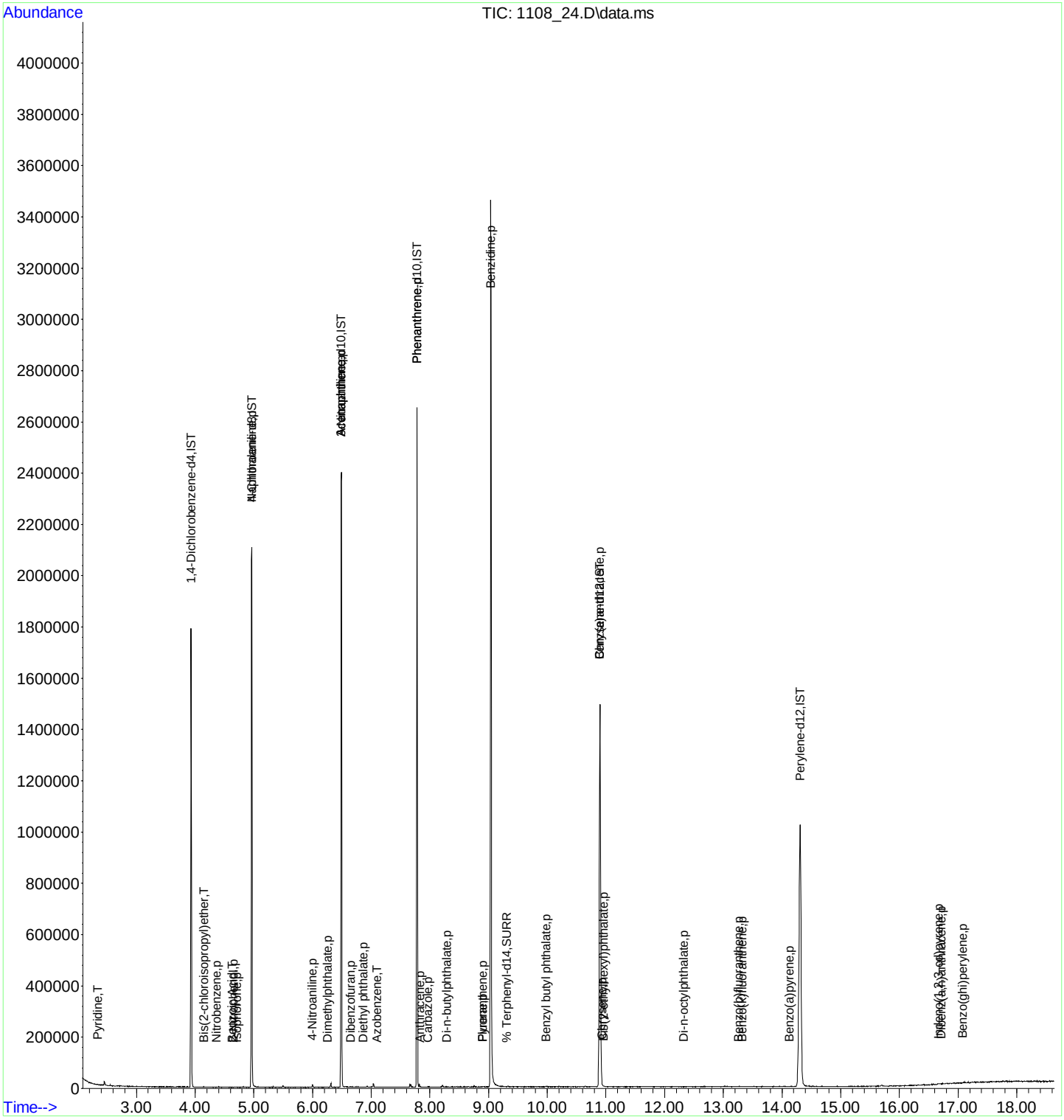

Quantitation Report (RF) (QT Reviewed)

Data Path : H:\SV2019\CHEM19\11NOV\08\
Data File : 1108_25.D
Acq On : 9 Nov 2019 3:34 am
Operator :
Client ID : ICAL 50
Lab ID : 50PPM 8270/BENZ; 93E
ALS Vial : 14 Sample Multiplier: 1

Quant Time: Nov 09 17:41:22 2019
Quant Method : H:\SV2019\CHEM19\METHODS\19_SPLIT_1108.M
Quant Title : Semivolatiles by GC/MS - EPA Method 625/8270
QLast Update : Sat Nov 09 17:40:18 2019
Response via : Initial Calibration

Compound	R.T.	QIon	Response	Conc Units	Dev(Min)
Internal Standards					
1) 1,4-Dichlorobenzene-d4	3.930	152	236411	40.000 ng	0.00
26) Naphthalene-d8	4.967	136	839123	40.000 ng	0.00
45) Acenaphthene-d10	6.489	164	437134	40.000 ng	0.00
69) Phenanthrene-d10	7.782	188	792511	40.000 ng	0.00
86) Chrysene-d12	10.897	240	658145	40.000 ng	0.00
93) Perylene-d12	14.305	264	760398	40.000 ng	0.00
Target Compounds					Qvalue
83) Benzidine	9.037	184	846477	55.486 ng	100

(#)out of range (m)manual integration reviewed by analyst (+)signals summed

Quantitation Report (RF) (QT Reviewed)

Data Path : H:\SV2019\CHEM19\11NOV\08\
Data File : 1108_25.D
Acq On : 9 Nov 2019 3:34 am
Operator :
Client ID : ICAL 50
Lab ID : 50PPM 8270/BENZ; 93E
ALS Vial : 14 Sample Multiplier: 1

Quant Time: Nov 09 17:41:22 2019
Quant Method : H:\SV2019\CHEM19\METHODS\19_SPLIT_1108.M
Quant Title : Semivolatiles by GC/MS - EPA Method 625/8270
QLast Update : Sat Nov 09 17:40:18 2019
Response via : Initial Calibration



Quantitation Report (RF) (QT Reviewed)

Data Path : H:\SV2019\CHEM19\11NOV\08\
Data File : 1108_26.D
Acq On : 9 Nov 2019 3:57 am
Operator :
Client ID : ICAL 30
Lab ID : 30PPM 8270/BENZ; 93F
ALS Vial : 15 Sample Multiplier: 1

Quant Time: Nov 09 17:41:25 2019
Quant Method : H:\SV2019\CHEM19\METHODS\19_SPLIT_1108.M
Quant Title : Semivolatiles by GC/MS - EPA Method 625/8270
QLast Update : Sat Nov 09 17:40:18 2019
Response via : Initial Calibration

Compound	R.T.	QIon	Response	Conc Units	Dev(Min)
Internal Standards					
1) 1,4-Dichlorobenzene-d4	3.930	152	266315	40.000 ng	0.00
26) Naphthalene-d8	4.967	136	965900	40.000 ng	0.00
45) Acenaphthene-d10	6.489	164	503084	40.000 ng	0.00
69) Phenanthrene-d10	7.782	188	930176	40.000 ng	0.00
86) Chrysene-d12	10.897	240	774836	40.000 ng	0.00
93) Perylene-d12	14.305	264	871047	40.000 ng	0.00
Target Compounds					Qvalue
83) Benzidine	9.037	184	573740	32.043 ng	99

(#)out of range (m)manual integration reviewed by analyst (+)signals summed

Quantitation Report (RF) (QT Reviewed)

Data Path : H:\SV2019\CHEM19\11NOV\08\
Data File : 1108_26.D
Acq On : 9 Nov 2019 3:57 am
Operator :
Client ID : ICAL 30
Lab ID : 30PPM 8270/BENZ; 93F
ALS Vial : 15 Sample Multiplier: 1

Quant Time: Nov 09 17:41:25 2019
Quant Method : H:\SV2019\CHEM19\METHODS\19_SPLIT_1108.M
Quant Title : Semivolatiles by GC/MS - EPA Method 625/8270
QLast Update : Sat Nov 09 17:40:18 2019
Response via : Initial Calibration



Quantitation Report (RF) (QT Reviewed)

Data Path : H:\SV2019\CHEM19\11NOV\08\
Data File : 1108_27.D
Acq On : 9 Nov 2019 4:21 am
Operator :
Client ID : ICAL 10
Lab ID : 10PPM 8270/BENZ; 93G
ALS Vial : 16 Sample Multiplier: 1

Quant Time: Nov 09 17:41:28 2019
Quant Method : H:\SV2019\CHEM19\METHODS\19_SPLIT_1108.M
Quant Title : Semivolatiles by GC/MS - EPA Method 625/8270
QLast Update : Sat Nov 09 17:40:18 2019
Response via : Initial Calibration

Compound	R.T.	QIon	Response	Conc	Units	Dev(Min)
Internal Standards						
1) 1,4-Dichlorobenzene-d4	3.930	152	386440	40.000	ng	0.00
26) Naphthalene-d8	4.967	136	1451446	40.000	ng	0.00
45) Acenaphthene-d10	6.495	164	792724	40.000	ng	0.00
69) Phenanthrene-d10	7.782	188	1484297	40.000	ng	0.00
86) Chrysene-d12	10.902	240	1252102	40.000	ng	0.00
93) Perylene-d12	14.316	264	1438413	40.000	ng	0.00
Target Compounds						Qvalue
83) Benzidine	9.037	184	283291	9.915	ng	99

(#)out of range (m)manual integration reviewed by analyst (+)signals summed

Quantitation Report (RF) (QT Reviewed)

Data Path : H:\SV2019\CHEM19\11NOV\08\
Data File : 1108_27.D
Acq On : 9 Nov 2019 4:21 am
Operator :
Client ID : ICAL 10
Lab ID : 10PPM 8270/BENZ; 93G
ALS Vial : 16 Sample Multiplier: 1

Quant Time: Nov 09 17:41:28 2019
Quant Method : H:\SV2019\CHEM19\METHODS\19_SPLIT_1108.M
Quant Title : Semivolatiles by GC/MS - EPA Method 625/8270
QLast Update : Sat Nov 09 17:40:18 2019
Response via : Initial Calibration

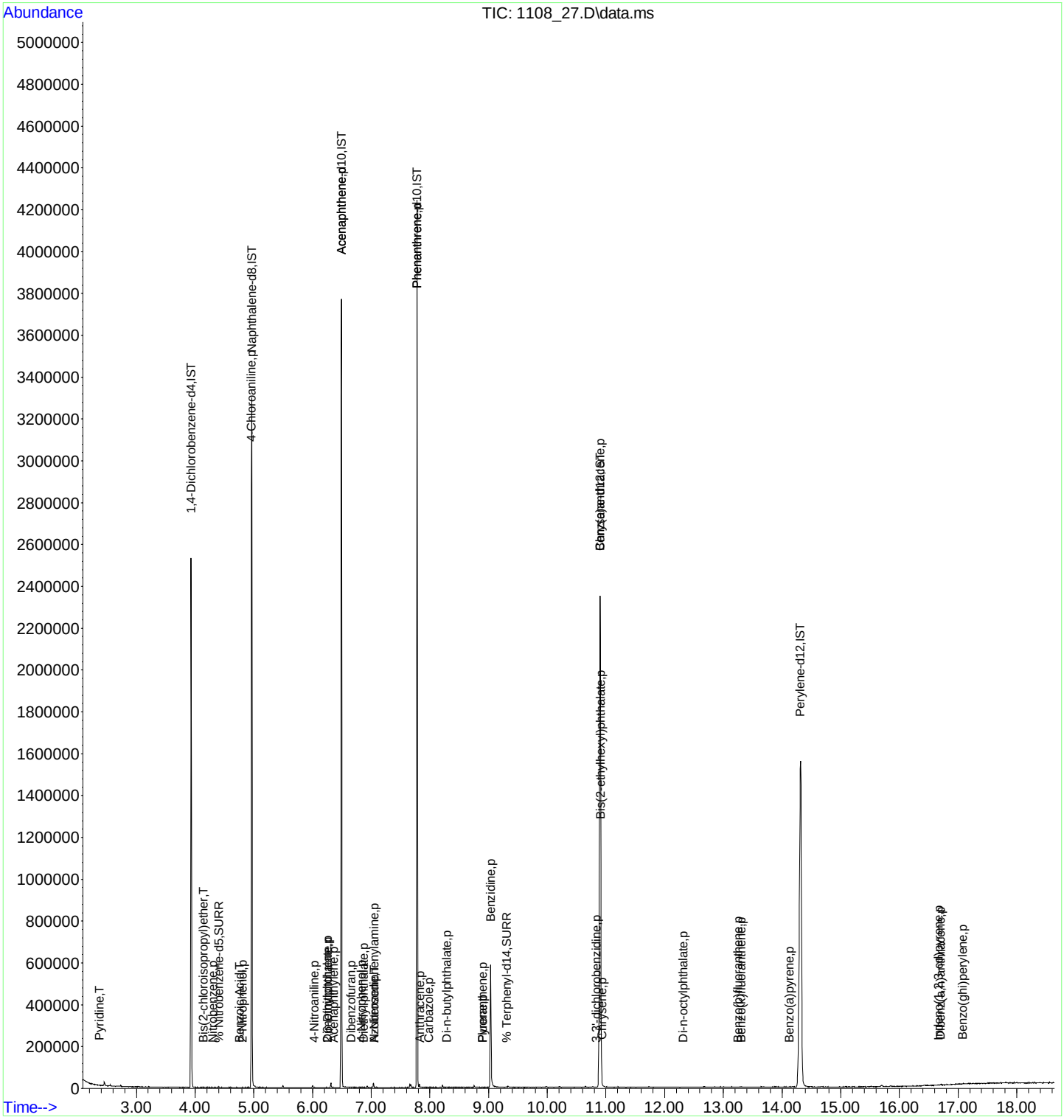

Quantitation Report (RF) (QT Reviewed)

Data Path : H:\SV2019\CHEM19\11NOV\08\
Data File : 1108_28.D
Acq On : 9 Nov 2019 4:45 am
Operator :
Client ID : ICAL 5
Lab ID : 5PPM 8270/BENZ; 93H
ALS Vial : 17 Sample Multiplier: 1

Quant Time: Nov 09 17:41:32 2019
Quant Method : H:\SV2019\CHEM19\METHODS\19_SPLIT_1108.M
Quant Title : Semivolatiles by GC/MS - EPA Method 625/8270
QLast Update : Sat Nov 09 17:40:18 2019
Response via : Initial Calibration

Compound	R.T.	QIon	Response	Conc	Units	Dev(Min)
Internal Standards						
1) 1,4-Dichlorobenzene-d4	3.930	152	281284	40.000	ng	0.00
26) Naphthalene-d8	4.967	136	1012167	40.000	ng	0.00
45) Acenaphthene-d10	6.495	164	535216	40.000	ng	0.00
69) Phenanthrene-d10	7.782	188	987423	40.000	ng	0.00
86) Chrysene-d12	10.897	240	822913	40.000	ng	0.00
93) Perylene-d12	14.310	264	926482	40.000	ng	0.00
Target Compounds						Qvalue
83) Benzidine	9.032	184	85273	4.486	ng	100

(#)out of range (m)manual integration reviewed by analyst (+)signals summed

Quantitation Report (RF) (QT Reviewed)

Data Path : H:\SV2019\CHEM19\11NOV\08\
Data File : 1108_28.D
Acq On : 9 Nov 2019 4:45 am
Operator :
Client ID : ICAL 5
Lab ID : 5PPM 8270/BENZ; 93H
ALS Vial : 17 Sample Multiplier: 1

Quant Time: Nov 09 17:41:32 2019
Quant Method : H:\SV2019\CHEM19\METHODS\19_SPLIT_1108.M
Quant Title : Semivolatiles by GC/MS - EPA Method 625/8270
QLast Update : Sat Nov 09 17:40:18 2019
Response via : Initial Calibration



Quantitation Report (RF) (QT Reviewed)

Data Path : H:\SV2019\CHEM19\11NOV\08\
Data File : 1108_29.D
Acq On : 9 Nov 2019 5:08 am
Operator :
Client ID : ICAL 2.5
Lab ID : 2.5PPM 8270/BENZ; 93I
ALS Vial : 18 Sample Multiplier: 1

Quant Time: Nov 09 17:41:34 2019
Quant Method : H:\SV2019\CHEM19\METHODS\19_SPLIT_1108.M
Quant Title : Semivolatiles by GC/MS - EPA Method 625/8270
QLast Update : Sat Nov 09 17:40:18 2019
Response via : Initial Calibration

Compound	R.T.	QIon	Response	Conc	Units	Dev(Min)
Internal Standards						
1) 1,4-Dichlorobenzene-d4	3.930	152	297969	40.000	ng	0.00
26) Naphthalene-d8	4.967	136	1052447	40.000	ng	0.00
45) Acenaphthene-d10	6.489	164	545224	40.000	ng	0.00
69) Phenanthrene-d10	7.782	188	996204	40.000	ng	0.00
86) Chrysene-d12	10.897	240	826565	40.000	ng	0.00
93) Perylene-d12	14.310	264	936027	40.000	ng	0.00
Target Compounds						Qvalue
83) Benzidine	9.037	184	39442	2.057	ng	99

(#)out of range (m)manual integration reviewed by analyst (+)signals summed

Quantitation Report (RF) (QT Reviewed)

Data Path : H:\SV2019\CHEM19\11NOV\08\
Data File : 1108_29.D
Acq On : 9 Nov 2019 5:08 am
Operator :
Client ID : ICAL 2.5
Lab ID : 2.5PPM 8270/BENZ; 93I
ALS Vial : 18 Sample Multiplier: 1

Quant Time: Nov 09 17:41:34 2019
Quant Method : H:\SV2019\CHEM19\METHODS\19_SPLIT_1108.M
Quant Title : Semivolatiles by GC/MS - EPA Method 625/8270
QLast Update : Sat Nov 09 17:40:18 2019
Response via : Initial Calibration



Quantitation Report (RF) (QT Reviewed)

Data Path : H:\SV2019\CHEM19\11NOV\08\
Data File : 1108_30.D
Acq On : 9 Nov 2019 5:32 am
Operator :
Client ID : ICAL 1
Lab ID : 1PPM 8270/BENZ; 93J
ALS Vial : 19 Sample Multiplier: 1

Quant Time: Nov 09 17:41:37 2019
Quant Method : H:\SV2019\CHEM19\METHODS\19_SPLIT_1108.M
Quant Title : Semivolatiles by GC/MS - EPA Method 625/8270
QLast Update : Sat Nov 09 17:40:18 2019
Response via : Initial Calibration

Compound	R.T.	QIon	Response	Conc	Units	Dev(Min)
Internal Standards						
1) 1,4-Dichlorobenzene-d4	3.930	152	215900	40.000	ng	0.00
26) Naphthalene-d8	4.967	136	720858	40.000	ng	0.00
45) Acenaphthene-d10	6.489	164	361554	40.000	ng	0.00
69) Phenanthrene-d10	7.782	188	640944	40.000	ng	0.00
86) Chrysene-d12	10.897	240	531007	40.000	ng	0.00
93) Perylene-d12	14.305	264	589453	40.000	ng	0.00
Target Compounds						Qvalue
83) Benzidine	9.038	184	9717	0.788	ng	98

(#)out of range (m)manual integration reviewed by analyst (+)signals summed

Quantitation Report (RF) (QT Reviewed)

Data Path : H:\SV2019\CHEM19\11NOV\08\
Data File : 1108_30.D
Acq On : 9 Nov 2019 5:32 am
Operator :
Client ID : ICAL 1
Lab ID : 1PPM 8270/BENZ; 93J
ALS Vial : 19 Sample Multiplier: 1

Quant Time: Nov 09 17:41:37 2019
Quant Method : H:\SV2019\CHEM19\METHODS\19_SPLIT_1108.M
Quant Title : Semivolatiles by GC/MS - EPA Method 625/8270
QLast Update : Sat Nov 09 17:40:18 2019
Response via : Initial Calibration



Quantitation Report (RF) (QT Reviewed)

Data Path : H:\SV2019\CHEM19\11NOV\12A\
Data File : 1112_47.D
Acq On : 12 Nov 2019 11:50 pm
Operator :
Client ID : ICAL 100
Lab ID : 100PPM 8270; 92C
ALS Vial : 4 Sample Multiplier: 1

Quant Time: Nov 13 14:38:59 2019
Quant Method : H:\SV2019\CHEM19\METHODS\19_SPLIT_1112.M
Quant Title : Semivolatiles by GC/MS - EPA Method 625/8270
QLast Update : Wed Nov 13 14:35:34 2019
Response via : Initial Calibration

Compound	R.T.	QIon	Response	Conc	Units	Dev(Min)
Internal Standards						
1) 1,4-Dichlorobenzene-d4	3.845	152	226208	40.000	ng	0.00
26) Naphthalene-d8	4.876	136	996102	40.000	ng	0.00
45) Acenaphthene-d10	6.399	164	400188	40.000	ng	0.00
69) Phenanthrene-d10	7.691	188	730102	40.000	ng	0.00
86) Chrysene-d12	10.742	240	643533	40.000	ng	0.00
93) Perylene-d12	14.065	264	730748	40.000	ng	0.00
System Monitoring Compounds						
6) % 2-Fluorophenol	2.958	112	689404	96.326	ng	0.00
Spiked Amount 75.000	Range 30 - 130		Recovery	= 128.44%		
7) % Phenol-d5	3.573	99	815466	95.947	ng	0.00
Spiked Amount 75.000	Range 30 - 130		Recovery	= 127.93%		
24) % Nitrobenzene-d5	4.304	82	687744	107.282	ng	0.00
Spiked Amount 50.000	Range 30 - 130		Recovery	= 214.56%#		
48) % 2-Fluorobiphenyl	5.800	172	1521064	102.123	ng	0.00
Spiked Amount 50.000	Range 30 - 130		Recovery	= 204.24%#		
70) % 2,4,6-Tribromophenol	7.098	62	117515	123.749	ng	0.00
Spiked Amount 75.000	Range 30 - 130		Recovery	= 165.00%#		
85) % Terphenyl-d14	9.198	244	1729532	104.425	ng	0.00
Spiked Amount 50.000			Recovery	= 208.84%		
Target Compounds						Qvalue
2) N-Nitrosodimethylamine	2.242	74	392520	99.948	ng	98
3) Pyridine	2.253	79	761713	103.043	ng	98
8) Phenol	3.583	94	806896	98.540	ng	99
9) Bis(2-chloroethyl)ether	3.653	63	520215	94.983	ng	98
10) Aniline	3.626	93	1019851	98.578	ng	99
12) 2-Chlorophenol	3.711	128	713690	97.574	ng	99
13) 1,3-Dichlorobenzene	3.818	146	818020	98.165	ng	99
14) 1,4-Dichlorobenzene	3.856	146	838034	97.924	ng	98
16) 1,2-Dichlorobenzene	4.005	146	773747	97.020	ng	99
17) 2-Methylphenol (o-cresol)	4.037	107	498815	94.557	ng	96
18) Bis(2-chloroisopropyl)...	4.064	45	919501	94.019	ng	99
19) N-Nitrosodi-n-propylamine	4.182	70	422348	94.453	ng	98
20) 3&4-Methylphenol (m&p-...	4.149	107	740434	97.196	ng #	52
21) Acetophenone	4.171	105	915359	95.111	ng	79
23) Hexachloroethane	4.246	117	303962	95.291	ng	98
25) Nitrobenzene	4.315	77	658642	95.337	ng	99
27) Isophorone	4.491	82	1198300	84.835	ng	99
28) 2-Nitrophenol	4.572	81	123746	86.183	ng	97
29) 2,4-Dimethylphenol	4.582	107	552110	83.777	ng	99
30) Bis(2-chloroethoxy)met...	4.662	93	707213	82.267	ng	100
31) Benzoic Acid	4.678	105	451883	123.679	ng	98
32) 2,4-Dichlorophenol	4.759	162	558948	88.046	ng	99
33) 1,2,4-Trichlorobenzene	4.839	180	595478	84.771	ng	100
36) Naphthalene	4.892	128	2001257	83.838	ng	88
37) 4-Chloroaniline	4.951	65	219641	88.153	ng	100
40) Hexachlorobutadiene	5.031	225	337003	84.170	ng	99
41) 4-Chloro-3-methylphenol	5.352	107	520453	87.365	ng	100
42) 2-Methylnaphthalene	5.474	142	1373448	85.138	ng	99
43) Hexachlorocyclopentadiene	5.667	237	467074	92.601	ng	98
44) 1,2,4,5-Tetrachloroben...	5.656	216	671770	86.885	ng	99
46) 2,4,6-Trichlorophenol	5.742	196	367894	102.493	ng	99
47) 2,4,5-Trichlorophenol	5.774	196	398379	108.084	ng	99
49) 2-Chloronaphthalene	5.902	162	1205737	100.148	ng	99
50) 4-Nitroaniline	6.019	65	334089	104.382	ng	99

Quantitation Report (RF) (QT Reviewed)

Data Path : H:\SV2019\CHEM19\11NOV\12A\
Data File : 1112_47.D
Acq On : 12 Nov 2019 11:50 pm
Operator :
Client ID : ICAL 100
Lab ID : 100PPM 8270; 92C
ALS Vial : 4 Sample Multiplier: 1

Quant Time: Nov 13 14:38:59 2019
Quant Method : H:\SV2019\CHEM19\METHODS\19_SPLIT_1112.M
Quant Title : Semivolatiles by GC/MS - EPA Method 625/8270
QLast Update : Wed Nov 13 14:35:34 2019
Response via : Initial Calibration

Compound	R.T.	QIon	Response	Conc Units	Dev(Min)
52) Dimethylphthalate	6.180	163	1359459	102.351 ng	100
53) 2,6-Dinitrotoluene	6.254	165	312909	108.867 ng	99
54) Acenaphthylene	6.270	152	1914180	100.600 ng	100
55) 3-Nitroaniline	6.377	138	291289	111.032 ng	99
56) Acenaphthene	6.431	154	1165244	99.019 ng	100
57) 2,4-Dinitrophenol	6.463	184	170242	167.025 ng	98
58) Dibenzofuran	6.564	168	1741764	99.410 ng	100
59) 2,4-Dinitrotoluene	6.596	165	404183	111.344 ng	98
60) 4-Nitrophenol	6.511	65	245547	103.754 ng	99
62) Diethyl phthalate	6.794	149	1355090	101.932 ng	100
63) Fluorene	6.869	166	1425793	101.575 ng	100
64) 4-Chlorophenyl phenyl ...	6.853	204	649924	102.401 ng	98
65) 2-Nitroaniline	6.922	108	170568	103.676 ng	98
66) 4,6-Dinitro-2-methylph...	6.954	198	233494	140.481 ng	98
67) N-Nitrosodiphenylamine	6.965	169	1020600	101.667 ng	100
68) Azobenzene	6.992	77	1537237	106.660 ng	94
71) 4-Bromophenyl phenyl e...	7.280	248	386930	104.803 ng	100
72) Hexachlorobenzene	7.419	142	156870	98.725 ng	96
74) Pentachlorophenol	7.579	266	245758	109.240 ng	98
75) Pentachloronitrobenzene	7.649	214	125208	111.085 ng	96
77) Phenanthrene	7.713	178	1971217	100.236 ng	99
78) Anthracene	7.750	178	2010002	101.590 ng	100
79) Carbazole	7.894	167	1885374	101.816 ng	99
80) Di-n-butylphthalate	8.199	149	2312026	106.854 ng	100
82) Fluoranthene	8.803	202	2207870	103.625 ng	100
84) Pyrene	9.043	202	2243650	103.727 ng	100
87) Benzyl butyl phthalate	9.844	149	1046038	107.125 ng	99
88) Bis(2-ethylhexyl)phtha...	10.806	149	1412345	108.860 ng	100
89) Benz(a)anthracene	10.710	228	2040251	101.930 ng	99
90) Chrysene	10.790	228	1976650	100.112 ng	100
91) Di-n-octylphthalate	12.136	149	2476727	96.586 ng	100
92) 3,3'-dichlorobenzidine	10.694	252	648937	100.531 ng	100
94) Benzo(b)fluoranthene	13.060	252	2199830	104.312 ng	99
95) Benzo(k)fluoranthene	13.124	252	2049597	102.143 ng	99
96) Benzo(a)pyrene	13.910	252	1908371	106.805 ng	100
97) Indeno(1,2,3-cd)pyrene	16.544	276	2083669	111.440 ng	100
98) Dibenz(a,h)anthracene	16.581	278	2066743	108.675 ng	98
99) Benzo(ghi)perylene	16.944	276	2046784	106.231 ng	99

(#)out of range (m)manual integration reviewed by analyst (+)signals summed

Quantitation Report (RF) (QT Reviewed)

Data Path : H:\SV2019\CHEM19\11NOV\12A\
Data File : 1112_47.D
Acq On : 12 Nov 2019 11:50 pm
Operator :
Client ID : ICAL 100
Lab ID : 100PPM 8270; 92C
ALS Vial : 4 Sample Multiplier: 1

Quant Time: Nov 13 14:38:59 2019
Quant Method : H:\SV2019\CHEM19\METHODS\19_SPLIT_1112.M
Quant Title : Semivolatiles by GC/MS - EPA Method 625/8270
QLast Update : Wed Nov 13 14:35:34 2019
Response via : Initial Calibration

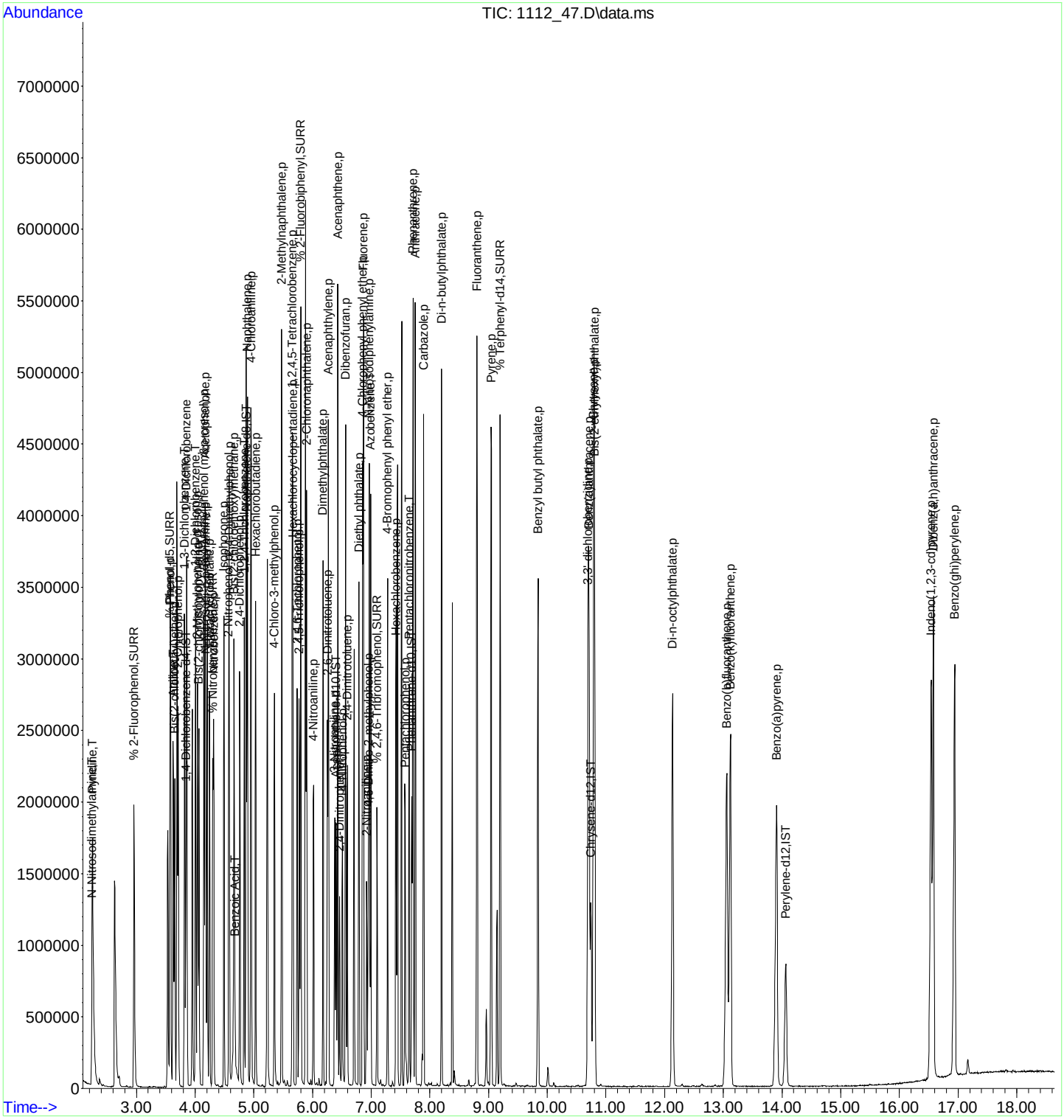

Quantitation Report (RF) (QT Reviewed)

Data Path : H:\SV2019\CHEM19\11NOV\12A\
Data File : 1112_48.D
Acq On : 13 Nov 2019 12:14 am
Operator :
Client ID : ICAL 75
Lab ID : 75PPM 8270; 92D
ALS Vial : 5 Sample Multiplier: 1

Quant Time: Nov 13 14:39:26 2019
Quant Method : H:\SV2019\CHEM19\METHODS\19_SPLIT_1112.M
Quant Title : Semivolatiles by GC/MS - EPA Method 625/8270
QLast Update : Wed Nov 13 14:36:16 2019
Response via : Initial Calibration

Compound	R.T.	QIon	Response	Conc	Units	Dev(Min)
Internal Standards						
1) 1,4-Dichlorobenzene-d4	3.845	152	288795	40.000	ng	0.00
26) Naphthalene-d8	4.876	136	1260751	40.000	ng	0.00
45) Acenaphthene-d10	6.404	164	543038	40.000	ng	0.00
69) Phenanthrene-d10	7.691	188	1005782	40.000	ng	0.00
86) Chrysene-d12	10.747	240	895433	40.000	ng	0.00
93) Perylene-d12	14.070	264	972379	40.000	ng	0.00
System Monitoring Compounds						
6) % 2-Fluorophenol	2.958	112	661133	72.357	ng	0.00
Spiked Amount 75.000	Range 30 - 130		Recovery	= 96.48%		
7) % Phenol-d5	3.572	99	814396	75.055	ng	0.00
Spiked Amount 75.000	Range 30 - 130		Recovery	= 100.07%		
24) % Nitrobenzene-d5	4.304	82	690325	84.347	ng	0.00
Spiked Amount 50.000	Range 30 - 130		Recovery	= 168.70%#		
48) % 2-Fluorobiphenyl	5.800	172	1560278	77.199	ng	0.00
Spiked Amount 50.000	Range 30 - 130		Recovery	= 154.40%#		
70) % 2,4,6-Tribromophenol	7.098	62	124353	95.057	ng	0.00
Spiked Amount 75.000	Range 30 - 130		Recovery	= 126.75%		
85) % Terphenyl-d14	9.198	244	1848727	81.027	ng	0.00
Spiked Amount 50.000			Recovery	= 162.06%		
Target Compounds						Qvalue
2) N-Nitrosodimethylamine	2.242	74	379417	75.674	ng	99
3) Pyridine	2.253	79	715769	75.843	ng	99
8) Phenol	3.583	94	803797	76.888	ng	99
9) Bis(2-chloroethyl)ether	3.653	63	525436	75.145	ng	97
10) Aniline	3.626	93	1025150	77.616	ng	100
12) 2-Chlorophenol	3.711	128	703334	75.319	ng	100
13) 1,3-Dichlorobenzene	3.818	146	794124	74.645	ng	99
14) 1,4-Dichlorobenzene	3.856	146	820714	75.117	ng	98
16) 1,2-Dichlorobenzene	4.005	146	759474	74.592	ng	99
17) 2-Methylphenol (o-cresol)	4.037	107	514513	76.395	ng	99
18) Bis(2-chloroisopropyl)...	4.064	45	918803	73.588	ng	99
19) N-Nitrosodi-n-propylamine	4.181	70	430673	75.441	ng	97
20) 3&4-Methylphenol (m&p-...	4.149	107	759039	78.045	ng #	53
21) Acetophenone	4.171	105	943246	76.768	ng	80
23) Hexachloroethane	4.245	117	301823	74.115	ng	98
25) Nitrobenzene	4.315	77	671688	76.155	ng	99
27) Isophorone	4.491	82	1238213	69.259	ng	99
28) 2-Nitrophenol	4.571	81	128028	70.449	ng	98
29) 2,4-Dimethylphenol	4.582	107	555836	66.638	ng	98
30) Bis(2-chloroethoxy)met...	4.662	93	731195	67.202	ng	100
31) Benzoic Acid	4.678	105	471558	104.086	ng	98
32) 2,4-Dichlorophenol	4.758	162	565678	70.401	ng	99
33) 1,2,4-Trichlorobenzene	4.838	180	604711	68.015	ng	99
36) Naphthalene	4.892	128	2024942	67.023	ng	90
37) 4-Chloroaniline	4.951	65	217776	69.057	ng	99
40) Hexachlorobutadiene	5.031	225	339844	67.062	ng	99
41) 4-Chloro-3-methylphenol	5.351	107	520116	68.981	ng	99
42) 2-Methylnaphthalene	5.474	142	1393533	68.250	ng	99
43) Hexachlorocyclopentadiene	5.667	237	477462	74.790	ng	99
44) 1,2,4,5-Tetrachloroben...	5.656	216	676404	69.120	ng	98
46) 2,4,6-Trichlorophenol	5.741	196	384080	78.855	ng	99
47) 2,4,5-Trichlorophenol	5.779	196	409346	81.845	ng	100
49) 2-Chloronaphthalene	5.902	162	1228485	75.196	ng	100
50) 4-Nitroaniline	6.019	65	349078	81.714	ng	99

Quantitation Report (RF) (QT Reviewed)

Data Path : H:\SV2019\CHEM19\11NOV\12A\
Data File : 1112_48.D
Acq On : 13 Nov 2019 12:14 am
Operator :
Client ID : ICAL 75
Lab ID : 75PPM 8270; 92D
ALS Vial : 5 Sample Multiplier: 1

Quant Time: Nov 13 14:39:26 2019
Quant Method : H:\SV2019\CHEM19\METHODS\19_SPLIT_1112.M
Quant Title : Semivolatiles by GC/MS - EPA Method 625/8270
QLast Update : Wed Nov 13 14:36:16 2019
Response via : Initial Calibration

Compound	R.T.	QIon	Response	Conc	Units	Dev(Min)
52) Dimethylphthalate	6.179	163	1401069	77.736	ng	100
53) 2,6-Dinitrotoluene	6.254	165	324573	86.283	ng	99
54) Acenaphthylene	6.270	152	1967099	76.186	ng	100
55) 3-Nitroaniline	6.382	138	310195	87.135	ng	98
56) Acenaphthene	6.430	154	1194927	74.830	ng	99
57) 2,4-Dinitrophenol	6.463	184	179136	141.052	ng	98
58) Dibenzofuran	6.564	168	1798591	75.650	ng	100
59) 2,4-Dinitrotoluene	6.596	165	423716	89.383	ng	97
60) 4-Nitrophenol	6.511	65	264848	84.224	ng	98
62) Diethyl phthalate	6.794	149	1405925	77.936	ng	100
63) Fluorene	6.869	166	1451238	76.191	ng	99
64) 4-Chlorophenyl phenyl ...	6.853	204	666476	77.385	ng	98
65) 2-Nitroaniline	6.927	108	187819	87.045	ng	96
66) 4,6-Dinitro-2-methylph...	6.954	198	244169	118.193	ng	98
67) N-Nitrosodiphenylamine	6.970	169	1054704	77.427	ng	100
68) Azobenzene	6.991	77	1595077	81.559	ng	94
71) 4-Bromophenyl phenyl e...	7.280	248	396185	77.897	ng	99
72) Hexachlorobenzene	7.424	142	161719	73.880	ng	96
74) Pentachlorophenol	7.579	266	259210	88.046	ng	98
75) Pentachloronitrobenzene	7.649	214	125827	82.574	ng	98
77) Phenanthrene	7.713	178	2067788	76.326	ng	100
78) Anthracene	7.750	178	2087413	76.584	ng	99
79) Carbazole	7.894	167	1963543	76.973	ng	99
80) Di-n-butylphthalate	8.199	149	2417702	81.111	ng	100
82) Fluoranthene	8.802	202	2323056	79.146	ng	99
84) Pyrene	9.048	202	2341671	78.585	ng	99
87) Benzyl butyl phthalate	9.844	149	1097289	80.761	ng	99
88) Bis(2-ethylhexyl)phtha...	10.806	149	1466764	81.251	ng	100
89) Benz(a)anthracene	10.715	228	2127157	76.375	ng	100
90) Chrysene	10.795	228	2069504	75.328	ng	100
91) Di-n-octylphthalate	12.136	149	2585034	75.769	ng	100
92) 3,3'-dichlorobenzidine	10.699	252	680611	75.776	ng	100
94) Benzo(b)fluoranthene	13.060	252	2258066	80.466	ng	99
95) Benzo(k)fluoranthene	13.124	252	2130245	79.782	ng	99
96) Benzo(a)pyrene	13.910	252	1962215	82.529	ng	100
97) Indeno(1,2,3-cd)pyrene	16.543	276	2119852	85.202	ng	99
98) Dibenz(a,h)anthracene	16.581	278	2122291	83.865	ng	99
99) Benzo(ghi)perylene	16.944	276	2089717	81.508	ng	100

(#)out of range (m)manual integration reviewed by analyst (+)signals summed

Quantitation Report (RF) (QT Reviewed)

Data Path : H:\SV2019\CHEM19\11NOV\12A\
Data File : 1112_48.D
Acq On : 13 Nov 2019 12:14 am
Operator :
Client ID : ICAL 75
Lab ID : 75PPM 8270; 92D
ALS Vial : 5 Sample Multiplier: 1

Quant Time: Nov 13 14:39:26 2019
Quant Method : H:\SV2019\CHEM19\METHODS\19_SPLIT_1112.M
Quant Title : Semivolatiles by GC/MS - EPA Method 625/8270
QLast Update : Wed Nov 13 14:36:16 2019
Response via : Initial Calibration

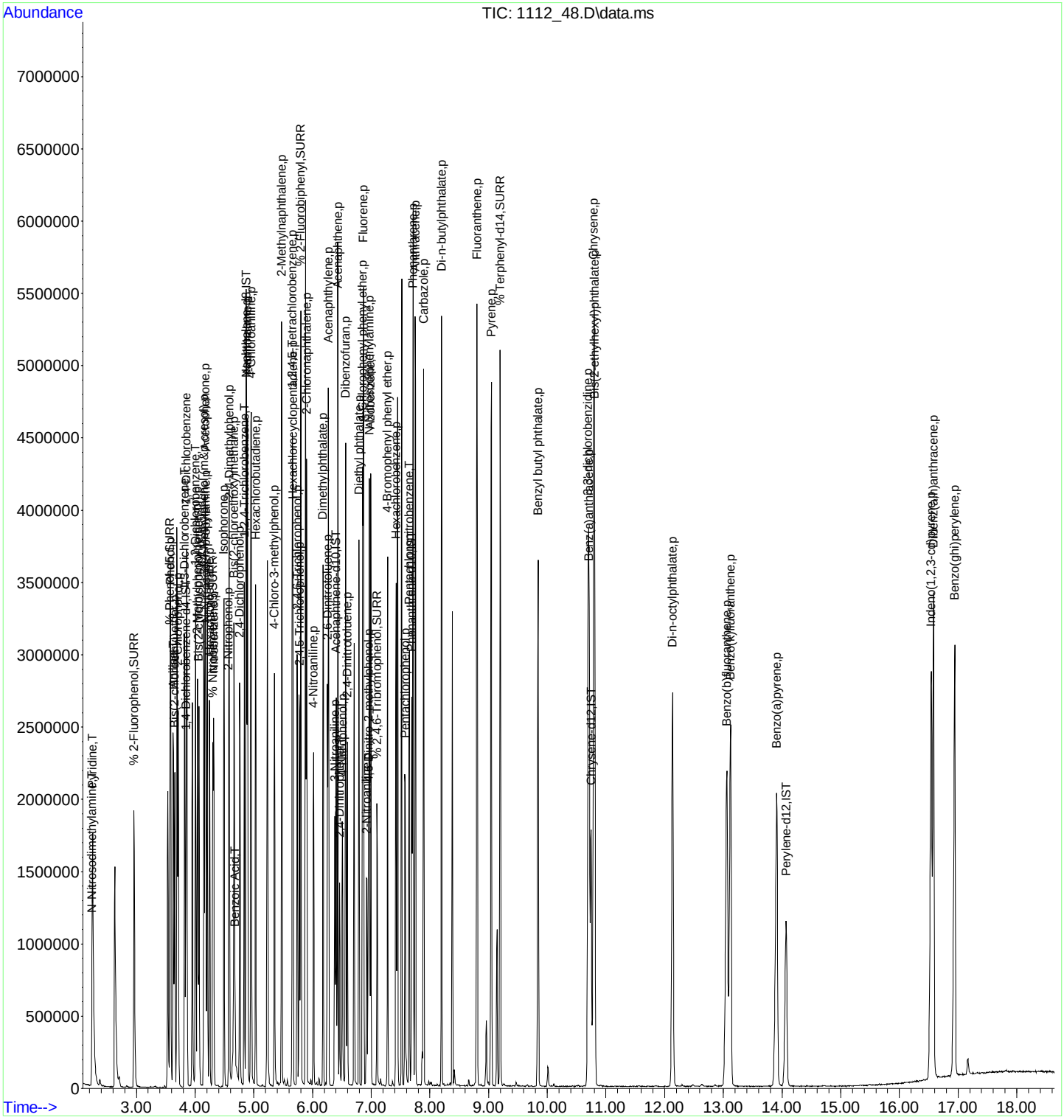

Quantitation Report (RF) (QT Reviewed)

Data Path : H:\SV2019\CHEM19\11NOV\12A\
Data File : 1112_49.D
Acq On : 13 Nov 2019 12:38 am
Operator :
Client ID : ICAL 50
Lab ID : 50PPM 8270; 92E
ALS Vial : 6 Sample Multiplier: 1

Quant Time: Nov 13 14:39:52 2019
Quant Method : H:\SV2019\CHEM19\METHODS\19_SPLIT_1112.M
Quant Title : Semivolatiles by GC/MS - EPA Method 625/8270
QLast Update : Wed Nov 13 14:36:16 2019
Response via : Initial Calibration

Compound	R.T.	QIon	Response	Conc	Units	Dev(Min)
Internal Standards						
1) 1,4-Dichlorobenzene-d4	3.845	152	316304	40.000	ng	0.00
26) Naphthalene-d8	4.876	136	1317831	40.000	ng	0.00
45) Acenaphthene-d10	6.398	164	604991	40.000	ng	0.00
69) Phenanthrene-d10	7.691	188	1101943	40.000	ng	0.00
86) Chrysene-d12	10.742	240	960217	40.000	ng	0.00
93) Perylene-d12	14.070	264	1082135	40.000	ng	0.00
System Monitoring Compounds						
6) % 2-Fluorophenol	2.958	112	477449	47.709	ng	0.00
Spiked Amount 75.000	Range 30 - 130		Recovery	=	63.61%	
7) % Phenol-d5	3.572	99	595271	50.089	ng	0.00
Spiked Amount 75.000	Range 30 - 130		Recovery	=	66.79%	
24) % Nitrobenzene-d5	4.299	82	517620	57.745	ng	0.00
Spiked Amount 50.000	Range 30 - 130		Recovery	=	115.48%	
48) % 2-Fluorobiphenyl	5.800	172	1143110	50.767	ng	0.00
Spiked Amount 50.000	Range 30 - 130		Recovery	=	101.54%	
70) % 2,4,6-Tribromophenol	7.098	62	86274	60.194	ng	0.00
Spiked Amount 75.000	Range 30 - 130		Recovery	=	80.25%	
85) % Terphenyl-d14	9.198	244	1283623	51.350	ng	0.00
Spiked Amount 50.000			Recovery	=	102.70%	
Target Compounds						Qvalue
2) N-Nitrosodimethylamine	2.242	74	280421	51.065	ng	99
3) Pyridine	2.253	79	510592	49.397	ng	99
8) Phenol	3.578	94	589983	51.527	ng	100
9) Bis(2-chloroethyl)ether	3.652	63	381320	49.792	ng	99
10) Aniline	3.626	93	791624	54.723	ng	98
12) 2-Chlorophenol	3.711	128	513893	50.246	ng	99
13) 1,3-Dichlorobenzene	3.818	146	569740	48.896	ng	99
14) 1,4-Dichlorobenzene	3.855	146	587923	49.131	ng	99
16) 1,2-Dichlorobenzene	4.005	146	553054	49.595	ng	100
17) 2-Methylphenol (o-cresol)	4.037	107	379458	51.442	ng	98
18) Bis(2-chloroisopropyl)...	4.064	45	678615	49.624	ng	100
19) N-Nitrosodi-n-propylamine	4.176	70	320660	51.285	ng	97
20) 3&4-Methylphenol (m&p-...	4.149	107	554352	52.042	ng #	53
21) Acetophenone	4.171	105	696822	51.780	ng	81
23) Hexachloroethane	4.245	117	214851	48.170	ng	98
25) Nitrobenzene	4.315	77	492754	51.009	ng	98
27) Isophorone	4.491	82	898799	48.097	ng	100
28) 2-Nitrophenol	4.571	81	94821	49.916	ng	98
29) 2,4-Dimethylphenol	4.577	107	410428	47.074	ng	97
30) Bis(2-chloroethoxy)met...	4.662	93	534968	47.038	ng	100
31) Benzoic Acid	4.667	105	340217	74.260	ng	99
32) 2,4-Dichlorophenol	4.758	162	420402	50.055	ng	98
33) 1,2,4-Trichlorobenzene	4.838	180	433134	46.607	ng	99
36) Naphthalene	4.892	128	1480757	46.888	ng	93
37) 4-Chloroaniline	4.945	65	168011	50.969	ng	99
40) Hexachlorobutadiene	5.031	225	245655	46.376	ng	99
41) 4-Chloro-3-methylphenol	5.346	107	391034	49.615	ng	100
42) 2-Methylnaphthalene	5.474	142	1018250	47.710	ng	99
43) Hexachlorocyclopentadiene	5.666	237	336037	50.357	ng	99
44) 1,2,4,5-Tetrachloroben...	5.656	216	485345	47.448	ng	98
46) 2,4,6-Trichlorophenol	5.741	196	281898	51.949	ng	99
47) 2,4,5-Trichlorophenol	5.773	196	299255	53.706	ng	99
49) 2-Chloronaphthalene	5.902	162	903630	49.648	ng	99
50) 4-Nitroaniline	6.014	65	251940	54.126	ng	98

Quantitation Report (RF) (QT Reviewed)

Data Path : H:\SV2019\CHEM19\11NOV\12A\
Data File : 1112_49.D
Acq On : 13 Nov 2019 12:38 am
Operator :
Client ID : ICAL 50
Lab ID : 50PPM 8270; 92E
ALS Vial : 6 Sample Multiplier: 1

Quant Time: Nov 13 14:39:52 2019
Quant Method : H:\SV2019\CHEM19\METHODS\19_SPLIT_1112.M
Quant Title : Semivolatiles by GC/MS - EPA Method 625/8270
QLast Update : Wed Nov 13 14:36:16 2019
Response via : Initial Calibration

Compound	R.T.	QIon	Response	Conc	Units	Dev(Min)
52) Dimethylphthalate	6.179	163	1000906	49.847	ng	100
53) 2,6-Dinitrotoluene	6.254	165	231717	58.052	ng	99
54) Acenaphthylene	6.270	152	1431170	49.753	ng	100
55) 3-Nitroaniline	6.377	138	216872	54.682	ng	100
56) Acenaphthene	6.430	154	863308	48.527	ng	100
57) 2,4-Dinitrophenol	6.462	184	126627	102.973	ng	96
58) Dibenzofuran	6.564	168	1308051	49.383	ng	100
59) 2,4-Dinitrotoluene	6.591	165	303710	60.713	ng	99
60) 4-Nitrophenol	6.505	65	188932	55.757	ng	97
62) Diethyl phthalate	6.788	149	1011982	50.354	ng	100
63) Fluorene	6.868	166	1064316	50.155	ng	99
64) 4-Chlorophenyl phenyl ...	6.852	204	477681	49.785	ng	98
65) 2-Nitroaniline	6.922	108	127783	56.598	ng	94
66) 4,6-Dinitro-2-methylph...	6.949	198	168848	85.019	ng	98
67) N-Nitrosodiphenylamine	6.965	169	756933	49.877	ng	99
68) Azobenzene	6.991	77	1151881	52.867	ng	94
71) 4-Bromophenyl phenyl e...	7.280	248	286027	51.330	ng	99
72) Hexachlorobenzene	7.419	142	117369	48.940	ng	98
74) Pentachlorophenol	7.574	266	181216	60.410	ng	97
75) Pentachloronitrobenzene	7.643	214	91911	56.133	ng	97
77) Phenanthrene	7.713	178	1479287	49.839	ng	99
78) Anthracene	7.750	178	1508328	50.509	ng	99
79) Carbazole	7.889	167	1406676	50.331	ng	99
80) Di-n-butylphthalate	8.199	149	1717208	52.583	ng	100
82) Fluoranthene	8.802	202	1677592	52.168	ng	99
84) Pyrene	9.043	202	1681536	51.507	ng	100
87) Benzyl butyl phthalate	9.844	149	767899	52.705	ng	100
88) Bis(2-ethylhexyl)phtha...	10.806	149	1037038	53.570	ng	100
89) Benz(a)anthracene	10.710	228	1497412	50.137	ng	100
90) Chrysene	10.790	228	1465474	49.743	ng	100
91) Di-n-octylphthalate	12.131	149	1787241	51.656	ng	100
92) 3,3'-dichlorobenzidine	10.694	252	467900	48.579	ng	99
94) Benzo(b)fluoranthene	13.049	252	1575294	50.442	ng	98
95) Benzo(k)fluoranthene	13.114	252	1530402	51.503	ng	99
96) Benzo(a)pyrene	13.904	252	1388896	52.491	ng	100
97) Indeno(1,2,3-cd)pyrene	16.533	276	1503352	54.295	ng	99
98) Dibenz(a,h)anthracene	16.575	278	1489611	52.894	ng	99
99) Benzo(ghi)perylene	16.933	276	1470437	51.536	ng	100

(#)out of range (m)manual integration reviewed by analyst (+)signals summed

Quantitation Report (RF) (QT Reviewed)

Data Path : H:\SV2019\CHEM19\11NOV\12A\
Data File : 1112_49.D
Acq On : 13 Nov 2019 12:38 am
Operator :
Client ID : ICAL 50
Lab ID : 50PPM 8270; 92E
ALS Vial : 6 Sample Multiplier: 1

Quant Time: Nov 13 14:39:52 2019
Quant Method : H:\SV2019\CHEM19\METHODS\19_SPLIT_1112.M
Quant Title : Semivolatiles by GC/MS - EPA Method 625/8270
QLast Update : Wed Nov 13 14:36:16 2019
Response via : Initial Calibration

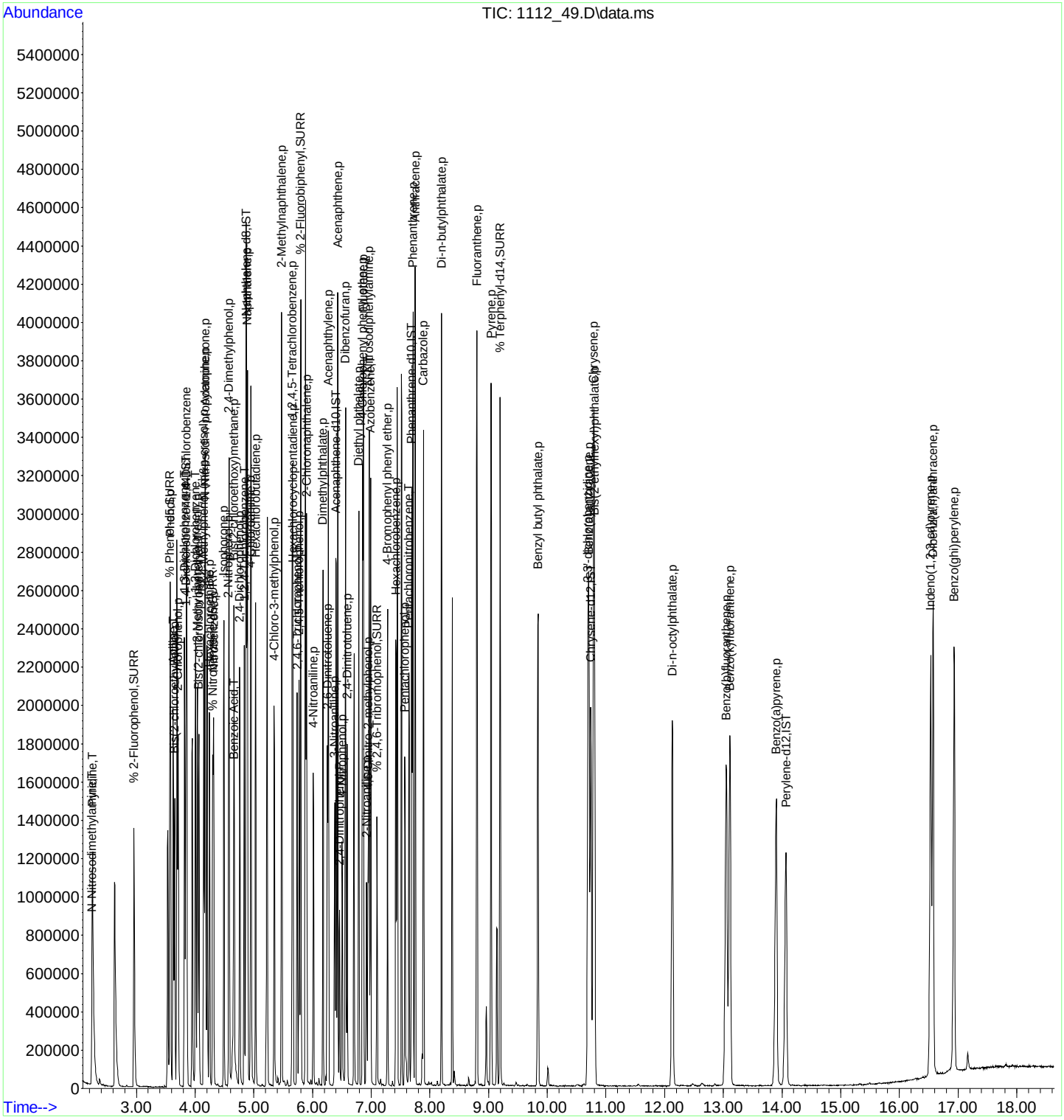

Quantitation Report (RF) (QT Reviewed)

Data Path : H:\SV2019\CHEM19\11NOV\12A\
Data File : 1112_50.D
Acq On : 13 Nov 2019 1:01 am
Operator :
Client ID : ICAL 30
Lab ID : 30PPM 8270; 92F
ALS Vial : 7 Sample Multiplier: 1

Quant Time: Nov 13 14:40:22 2019
Quant Method : H:\SV2019\CHEM19\METHODS\19_SPLIT_1112.M
Quant Title : Semivolatiles by GC/MS - EPA Method 625/8270
QLast Update : Wed Nov 13 14:36:16 2019
Response via : Initial Calibration

Compound	R.T.	QIon	Response	Conc	Units	Dev(Min)
Internal Standards						
1) 1,4-Dichlorobenzene-d4	3.845	152	291302	40.000	ng	0.00
26) Naphthalene-d8	4.876	136	1093361	40.000	ng	0.00
45) Acenaphthene-d10	6.399	164	511433	40.000	ng	0.00
69) Phenanthrene-d10	7.686	188	954116	40.000	ng	0.00
86) Chrysene-d12	10.736	240	823940	40.000	ng	0.00
93) Perylene-d12	14.059	264	911251	40.000	ng	0.00
System Monitoring Compounds						
6) % 2-Fluorophenol	2.958	112	255421	27.714	ng	0.00
Spiked Amount 75.000	Range 30 - 130		Recovery	=	36.95%	
7) % Phenol-d5	3.567	99	317790	29.035	ng	0.00
Spiked Amount 75.000	Range 30 - 130		Recovery	=	38.72%	
24) % Nitrobenzene-d5	4.299	82	265829	32.201	ng	0.00
Spiked Amount 50.000	Range 30 - 130		Recovery	=	64.40%	
48) % 2-Fluorobiphenyl	5.800	172	577481	30.338	ng	0.00
Spiked Amount 50.000	Range 30 - 130		Recovery	=	60.68%	
70) % 2,4,6-Tribromophenol	7.093	62	44751	36.061	ng	0.00
Spiked Amount 75.000	Range 30 - 130		Recovery	=	48.08%	
85) % Terphenyl-d14	9.193	244	637278	29.443	ng	0.00
Spiked Amount 50.000			Recovery	=	58.88%	
Target Compounds						Qvalue
2) N-Nitrosodimethylamine	2.242	74	148603	29.384	ng	96
3) Pyridine	2.253	79	283233	29.753	ng	98
8) Phenol	3.578	94	312969	29.680	ng	100
9) Bis(2-chloroethyl)ether	3.647	63	205064	29.075	ng	93
10) Aniline	3.626	93	386866	29.038	ng	97
12) 2-Chlorophenol	3.706	128	275889	29.290	ng	99
13) 1,3-Dichlorobenzene	3.818	146	313591	29.223	ng	99
14) 1,4-Dichlorobenzene	3.856	146	320432	29.076	ng	98
16) 1,2-Dichlorobenzene	4.005	146	301005	29.309	ng	98
17) 2-Methylphenol (o-cresol)	4.032	107	200997	29.587	ng	98
18) Bis(2-chloroisopropyl)...	4.064	45	365367	29.011	ng	99
19) N-Nitrosodi-n-propylamine	4.176	70	168828	29.319	ng	99
20) 3&4-Methylphenol (m&p-...	4.144	107	289171	29.477	ng	99
21) Acetophenone	4.165	105	353979	28.561	ng	100
23) Hexachloroethane	4.246	117	117549	28.617	ng	98
25) Nitrobenzene	4.315	77	259780	29.200	ng	99
27) Isophorone	4.486	82	460953	29.731	ng	100
28) 2-Nitrophenol	4.571	81	47783	30.318	ng	96
29) 2,4-Dimethylphenol	4.577	107	212319	29.351	ng	97
30) Bis(2-chloroethoxy)met...	4.657	93	273955	29.033	ng	99
31) Benzoic Acid	4.646	105	161473	44.133	ng	100
32) 2,4-Dichlorophenol	4.758	162	214298	30.754	ng	98
33) 1,2,4-Trichlorobenzene	4.833	180	226490	29.375	ng	100
36) Naphthalene	4.892	128	766324	29.248	ng	99
37) 4-Chloroaniline	4.945	65	86854	31.758	ng	100
40) Hexachlorobutadiene	5.031	225	127896	29.102	ng	97
41) 4-Chloro-3-methylphenol	5.346	107	200232	30.622	ng	99
42) 2-Methylnaphthalene	5.474	142	517483	29.225	ng	100
43) Hexachlorocyclopentadiene	5.667	237	175535	31.705	ng	97
44) 1,2,4,5-Tetrachloroben...	5.651	216	249846	29.440	ng	97
46) 2,4,6-Trichlorophenol	5.736	196	143185	31.214	ng	99
47) 2,4,5-Trichlorophenol	5.768	196	154244	32.745	ng	98
49) 2-Chloronaphthalene	5.896	162	457094	29.708	ng	99
50) 4-Nitroaniline	6.014	65	129781	33.671	ng	97

Quantitation Report (RF) (QT Reviewed)

Data Path : H:\SV2019\CHEM19\11NOV\12A\
Data File : 1112_50.D
Acq On : 13 Nov 2019 1:01 am
Operator :
Client ID : ICAL 30
Lab ID : 30PPM 8270; 92F
ALS Vial : 7 Sample Multiplier: 1

Quant Time: Nov 13 14:40:22 2019
Quant Method : H:\SV2019\CHEM19\METHODS\19_SPLIT_1112.M
Quant Title : Semivolatiles by GC/MS - EPA Method 625/8270
QLast Update : Wed Nov 13 14:36:16 2019
Response via : Initial Calibration

Compound	R.T.	QIon	Response	Conc Units	Dev(Min)
52) Dimethylphthalate	6.174	163	514841	30.330 ng	100
53) 2,6-Dinitrotoluene	6.249	165	115930	35.902 ng	84
54) Acenaphthylene	6.265	152	729949	30.018 ng	100
55) 3-Nitroaniline	6.372	138	103634	30.910 ng	99
56) Acenaphthene	6.425	154	439752	29.240 ng	99
57) 2,4-Dinitrophenol	6.457	184	56101	63.918 ng	100
58) Dibenzofuran	6.564	168	670184	29.930 ng	100
59) 2,4-Dinitrotoluene	6.591	165	152362	37.880 ng	99
60) 4-Nitrophenol	6.500	65	92383	33.303 ng	99
62) Diethyl phthalate	6.789	149	510059	30.022 ng	100
63) Fluorene	6.863	166	541149	30.166 ng	99
64) 4-Chlorophenyl phenyl ...	6.853	204	241568	29.782 ng	99
65) 2-Nitroaniline	6.911	108	58437	32.021 ng	98
66) 4,6-Dinitro-2-methylph...	6.943	198	83030	57.163 ng	96
67) N-Nitrosodiphenylamine	6.959	169	386221	30.105 ng	99
68) Azobenzene	6.986	77	530509	28.802 ng	99
71) 4-Bromophenyl phenyl e...	7.280	248	141641	29.357 ng	97
72) Hexachlorobenzene	7.419	142	61707	29.717 ng	99
74) Pentachlorophenol	7.574	266	86041	35.672 ng	97
75) Pentachloronitrobenzene	7.643	214	45631	32.899 ng	97
77) Phenanthrene	7.707	178	750341	29.196 ng	99
78) Anthracene	7.745	178	769190	29.749 ng	100
79) Carbazole	7.889	167	720853	29.788 ng	99
80) Di-n-butylphthalate	8.199	149	862476	30.502 ng	100
82) Fluoranthene	8.797	202	820544	29.470 ng	100
84) Pyrene	9.038	202	847662	29.988 ng	100
87) Benzyl butyl phthalate	9.839	149	385800	30.859 ng	99
88) Bis(2-ethylhexyl)phtha...	10.801	149	522373	31.447 ng	99
89) Benz(a)anthracene	10.704	228	754497	29.441 ng	100
90) Chrysene	10.785	228	735543	29.096 ng	100
91) Di-n-octylphthalate	12.125	149	877699	31.189 ng	100
92) 3,3'-dichlorobenzidine	10.688	252	244126	29.538 ng	100
94) Benzo(b)fluoranthene	13.039	252	807979	30.724 ng	100
95) Benzo(k)fluoranthene	13.103	252	754895	30.169 ng	99
96) Benzo(a)pyrene	13.888	252	693998	31.147 ng	99
97) Indeno(1,2,3-cd)pyrene	16.522	276	725571	31.119 ng	99
98) Dibenz(a,h)anthracene	16.565	278	734328	30.964 ng	99
99) Benzo(ghi)perylene	16.923	276	731409	30.442 ng	99

(#)out of range (m)manual integration reviewed by analyst (+)signals summed

Quantitation Report (RF) (QT Reviewed)

Data Path : H:\SV2019\CHEM19\11NOV\12A\
Data File : 1112_50.D
Acq On : 13 Nov 2019 1:01 am
Operator :
Client ID : ICAL 30
Lab ID : 30PPM 8270; 92F
ALS Vial : 7 Sample Multiplier: 1

Quant Time: Nov 13 14:40:22 2019
Quant Method : H:\SV2019\CHEM19\METHODS\19_SPLIT_1112.M
Quant Title : Semivolatiles by GC/MS - EPA Method 625/8270
QLast Update : Wed Nov 13 14:36:16 2019
Response via : Initial Calibration

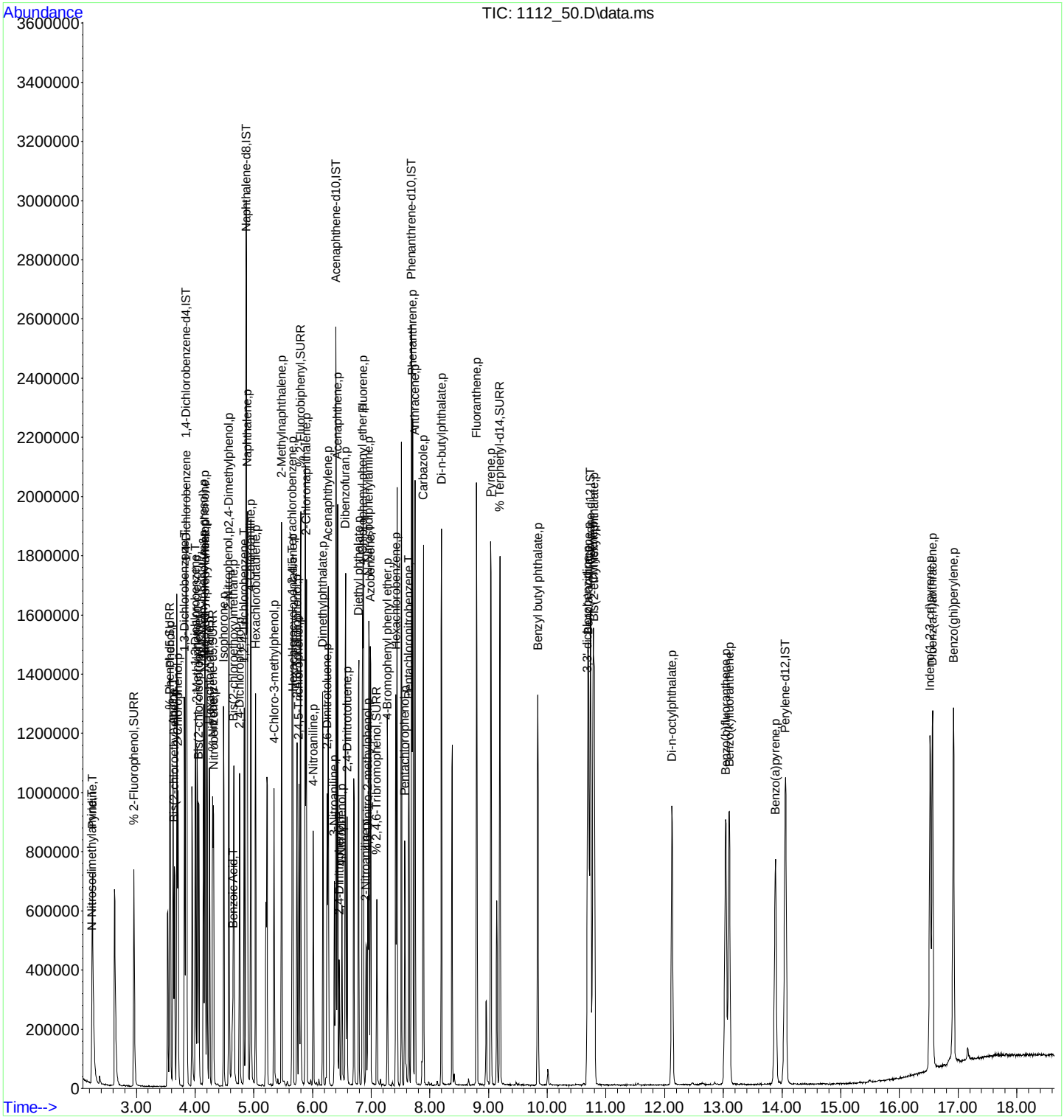

Quantitation Report (RF) (QT Reviewed)

Data Path : H:\SV2019\CHEM19\11NOV\12A\
Data File : 1112_51.D
Acq On : 13 Nov 2019 1:25 am
Operator :
Client ID : ICAL 10
Lab ID : 10PPM 8270; 92G
ALS Vial : 8 Sample Multiplier: 1

Quant Time: Nov 13 14:40:48 2019
Quant Method : H:\SV2019\CHEM19\METHODS\19_SPLIT_1112.M
Quant Title : Semivolatiles by GC/MS - EPA Method 625/8270
QLast Update : Wed Nov 13 14:36:16 2019
Response via : Initial Calibration

Compound	R.T.	QIon	Response	Conc	Units	Dev(Min)
Internal Standards						
1) 1,4-Dichlorobenzene-d4	3.845	152	289319	40.000	ng	0.00
26) Naphthalene-d8	4.876	136	1072288	40.000	ng	0.00
45) Acenaphthene-d10	6.399	164	557432	40.000	ng	0.00
69) Phenanthrene-d10	7.686	188	1036113	40.000	ng	0.00
86) Chrysene-d12	10.736	240	885802	40.000	ng	0.00
93) Perylene-d12	14.059	264	993139	40.000	ng	0.00
System Monitoring Compounds						
6) % 2-Fluorophenol	2.958	112	87432	9.552	ng	0.00
Spiked Amount 75.000	Range 30 - 130		Recovery	=	12.73%#	
7) % Phenol-d5	3.567	99	106572	9.804	ng	0.00
Spiked Amount 75.000	Range 30 - 130		Recovery	=	13.07%#	
24) % Nitrobenzene-d5	4.299	82	91247	11.129	ng	0.00
Spiked Amount 50.000	Range 30 - 130		Recovery	=	22.26%#	
48) % 2-Fluorobiphenyl	5.800	172	202504	9.761	ng	0.00
Spiked Amount 50.000	Range 30 - 130		Recovery	=	19.52%#	
70) % 2,4,6-Tribromophenol	7.093	62	15809	11.731	ng	0.00
Spiked Amount 75.000	Range 30 - 130		Recovery	=	15.64%#	
85) % Terphenyl-d14	9.193	244	233606	9.939	ng	0.00
Spiked Amount 50.000			Recovery	=	19.88%	
Target Compounds						Qvalue
2) N-Nitrosodimethylamine	2.242	74	50013	9.957	ng	95
3) Pyridine	2.258	79	94010	9.943	ng	98
8) Phenol	3.578	94	108134	10.325	ng	98
9) Bis(2-chloroethyl)ether	3.647	63	71293	10.177	ng	92
10) Aniline	3.626	93	135150	10.214	ng	99
12) 2-Chlorophenol	3.706	128	94051	10.054	ng	98
13) 1,3-Dichlorobenzene	3.818	146	106876	10.028	ng	97
14) 1,4-Dichlorobenzene	3.856	146	112505	10.279	ng	97
16) 1,2-Dichlorobenzene	4.005	146	104925	10.287	ng	98
17) 2-Methylphenol (o-cresol)	4.032	107	70785	10.491	ng	97
18) Bis(2-chloroisopropyl)...	4.059	45	129853	10.381	ng	99
19) N-Nitrosodi-n-propylamine	4.171	70	59640	10.428	ng	98
20) 3&4-Methylphenol (m&p-...	4.144	107	100131	10.277	ng	98
21) Acetophenone	4.165	105	126799	10.301	ng	99
23) Hexachloroethane	4.246	117	41519	10.177	ng	99
25) Nitrobenzene	4.310	77	91950	10.406	ng	100
27) Isophorone	4.486	82	163973	10.784	ng	99
28) 2-Nitrophenol	4.571	81	16111	10.423	ng	96
29) 2,4-Dimethylphenol	4.577	107	77620	10.941	ng	99
30) Bis(2-chloroethoxy)met...	4.657	93	99534	10.756	ng	99
31) Benzoic Acid	4.630	105	50234	14.922	ng	96
32) 2,4-Dichlorophenol	4.758	162	74387	10.885	ng	98
33) 1,2,4-Trichlorobenzene	4.833	180	79913	10.568	ng	99
36) Naphthalene	4.892	128	273945	10.661	ng	68
37) 4-Chloroaniline	4.945	65	29263	10.910	ng	99
40) Hexachlorobutadiene	5.031	225	46239	10.728	ng	99
41) 4-Chloro-3-methylphenol	5.341	107	68893	10.743	ng	98
42) 2-Methylnaphthalene	5.474	142	181791	10.468	ng	99
43) Hexachlorocyclopentadiene	5.667	237	56656	10.434	ng	99
44) 1,2,4,5-Tetrachloroben...	5.651	216	87726	10.540	ng	97
46) 2,4,6-Trichlorophenol	5.736	196	49709	9.942	ng	97
47) 2,4,5-Trichlorophenol	5.768	196	52742	10.273	ng	99
49) 2-Chloronaphthalene	5.896	162	166560	9.932	ng	100
50) 4-Nitroaniline	6.014	65	43692	10.971	ng	99

Quantitation Report (RF) (QT Reviewed)

Data Path : H:\SV2019\CHEM19\11NOV\12A\
Data File : 1112_51.D
Acq On : 13 Nov 2019 1:25 am
Operator :
Client ID : ICAL 10
Lab ID : 10PPM 8270; 92G
ALS Vial : 8 Sample Multiplier: 1

Quant Time: Nov 13 14:40:48 2019
Quant Method : H:\SV2019\CHEM19\METHODS\19_SPLIT_1112.M
Quant Title : Semivolatiles by GC/MS - EPA Method 625/8270
QLast Update : Wed Nov 13 14:36:16 2019
Response via : Initial Calibration

Compound	R.T.	QIon	Response	Conc Units	Dev(Min)
52) Dimethylphthalate	6.174	163	185658	10.035 ng	99
53) 2,6-Dinitrotoluene	6.249	165	40557	12.448 ng	84
54) Acenaphthylene	6.265	152	264963	9.997 ng	99
55) 3-Nitroaniline	6.372	138	34101	9.332 ng	94
56) Acenaphthene	6.425	154	161038	9.824 ng	99
57) 2,4-Dinitrophenol	6.457	184	14591	19.603 ng	97
58) Dibenzofuran	6.564	168	239422	9.810 ng	100
59) 2,4-Dinitrotoluene	6.591	165	51597	12.918 ng	98
60) 4-Nitrophenol	6.500	65	32628	11.512 ng	99
62) Diethyl phthalate	6.783	149	183166	9.891 ng	100
63) Fluorene	6.863	166	194027	9.924 ng	98
64) 4-Chlorophenyl phenyl ...	6.853	204	87044	9.846 ng	99
65) 2-Nitroaniline	6.911	108	20220	9.993 ng	98
66) 4,6-Dinitro-2-methylph...	6.943	198	25121	20.326 ng	98
67) N-Nitrosodiphenylamine	6.959	169	141279	10.104 ng	98
68) Azobenzene	6.986	77	193598	9.643 ng	99
71) 4-Bromophenyl phenyl e...	7.280	248	49488	9.445 ng	93
72) Hexachlorobenzene	7.419	142	21879	9.703 ng	98
74) Pentachlorophenol	7.574	266	27045	11.536 ng	94
75) Pentachloronitrobenzene	7.643	214	15947	11.137 ng	95
77) Phenanthrene	7.707	178	273077	9.785 ng	99
78) Anthracene	7.745	178	277201	9.872 ng	99
79) Carbazole	7.889	167	256870	9.775 ng	99
80) Di-n-butylphthalate	8.199	149	312513	10.178 ng	100
82) Fluoranthene	8.797	202	300731	9.946 ng	99
84) Pyrene	9.038	202	301751	9.830 ng	99
87) Benzyl butyl phthalate	9.839	149	134681	10.020 ng	99
88) Bis(2-ethylhexyl)phtha...	10.801	149	181746	10.177 ng	99
89) Benz(a)anthracene	10.704	228	272112	9.876 ng	99
90) Chrysene	10.779	228	267825	9.855 ng	100
91) Di-n-octylphthalate	12.125	149	293232	10.530 ng	100
92) 3,3'-dichlorobenzidine	10.688	252	94924	10.683 ng	98
94) Benzo(b)fluoranthene	13.034	252	286875	10.009 ng	99
95) Benzo(k)fluoranthene	13.092	252	266411	9.769 ng	99
96) Benzo(a)pyrene	13.883	252	237004	9.760 ng	98
97) Indeno(1,2,3-cd)pyrene	16.517	276	241315	9.496 ng	99
98) Dibenz(a,h)anthracene	16.559	278	250880	9.707 ng	99
99) Benzo(ghi)perylene	16.917	276	253150	9.667 ng	100

(#)out of range (m)manual integration reviewed by analyst (+)signals summed

Quantitation Report (RF) (QT Reviewed)

Data Path : H:\SV2019\CHEM19\11NOV\12A\
Data File : 1112_51.D
Acq On : 13 Nov 2019 1:25 am
Operator :
Client ID : ICAL 10
Lab ID : 10PPM 8270; 92G
ALS Vial : 8 Sample Multiplier: 1

Quant Time: Nov 13 14:40:48 2019
Quant Method : H:\SV2019\CHEM19\METHODS\19_SPLIT_1112.M
Quant Title : Semivolatiles by GC/MS - EPA Method 625/8270
QLast Update : Wed Nov 13 14:36:16 2019
Response via : Initial Calibration

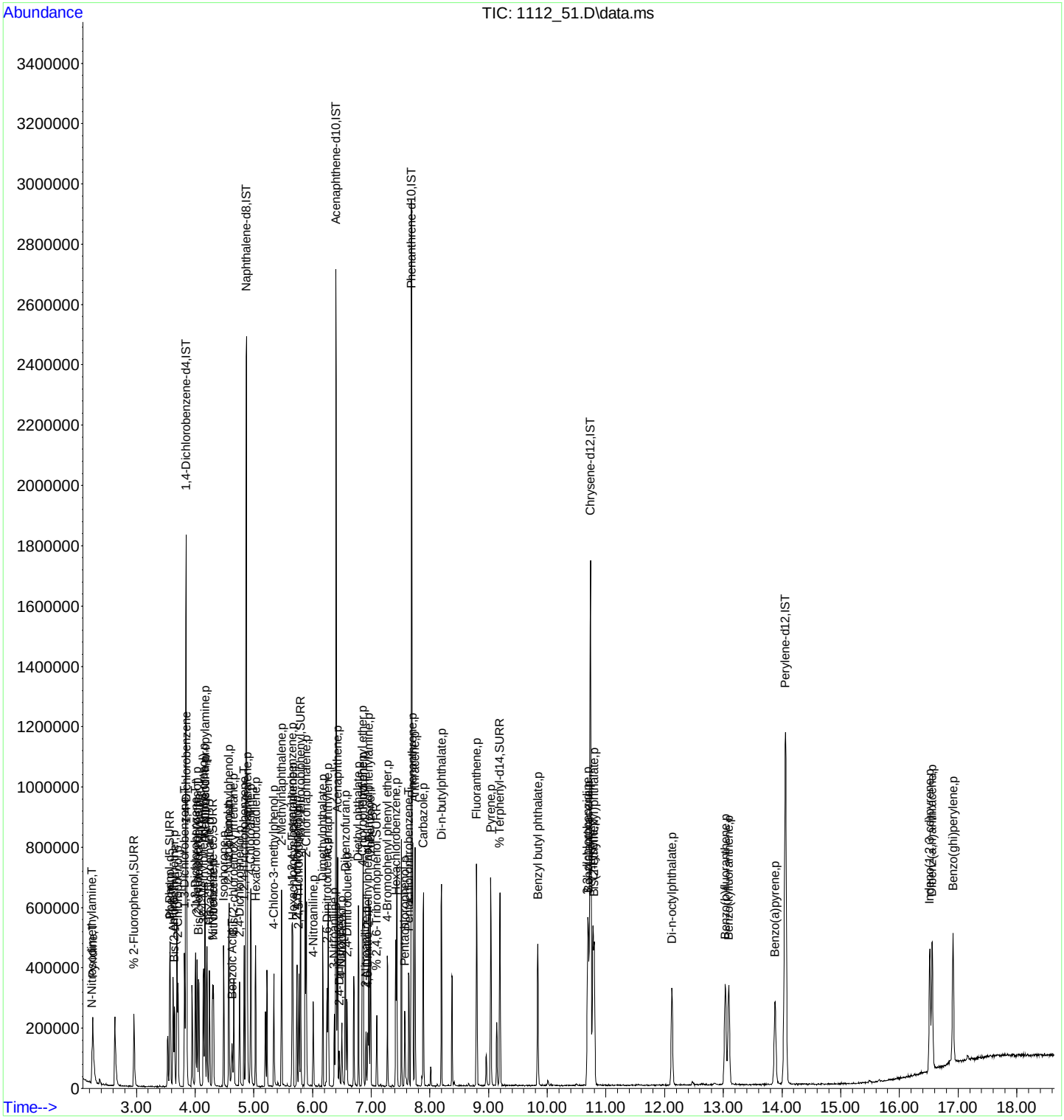

Quantitation Report (RF) (QT Reviewed)

Data Path : H:\SV2019\CHEM19\11NOV\12A\
Data File : 1112_52.D
Acq On : 13 Nov 2019 1:49 am
Operator :
Client ID : ICAL 5
Lab ID : 5PPM 8270; 92H
ALS Vial : 9 Sample Multiplier: 1

Quant Time: Nov 13 14:36:48 2019
Quant Method : H:\SV2019\CHEM19\METHODS\19_SPLIT_1112.M
Quant Title : Semivolatiles by GC/MS - EPA Method 625/8270
QLast Update : Wed Nov 13 14:36:16 2019
Response via : Initial Calibration

Compound	R.T.	QIon	Response	Conc	Units	Dev(Min)
Internal Standards						
1) 1,4-Dichlorobenzene-d4	3.845	152	241286	40.000	ng	0.00
26) Naphthalene-d8	4.876	136	873250	40.000	ng	0.00
45) Acenaphthene-d10	6.398	164	451051	40.000	ng	0.00
69) Phenanthrene-d10	7.686	188	820009	40.000	ng	0.00
86) Chrysene-d12	10.731	240	695837	40.000	ng	-0.01
93) Perylene-d12	14.054	264	778406	40.000	ng	-0.01
System Monitoring Compounds						
6) % 2-Fluorophenol	2.958	112	36509	4.782	ng	0.00
Spiked Amount 75.000	Range 30 - 130		Recovery	=	6.37%#	
7) % Phenol-d5	3.567	99	44595	4.919	ng	0.00
Spiked Amount 75.000	Range 30 - 130		Recovery	=	6.56%#	
24) % Nitrobenzene-d5	4.299	82	37851	5.535	ng	0.00
Spiked Amount 50.000	Range 30 - 130		Recovery	=	11.08%#	
48) % 2-Fluorobiphenyl	5.800	172	82910	4.939	ng	0.00
Spiked Amount 50.000	Range 30 - 130		Recovery	=	9.88%#	
70) % 2,4,6-Tribromophenol	7.093	62	5918	5.549	ng	0.00
Spiked Amount 75.000	Range 30 - 130		Recovery	=	7.40%#	
85) % Terphenyl-d14	9.192	244	92183	4.956	ng	0.00
Spiked Amount 50.000			Recovery	=	9.92%	
Target Compounds						Qvalue
2) N-Nitrosodimethylamine	2.242	74	20408	4.872	ng	92
3) Pyridine	2.258	79	40358	5.118	ng	98
8) Phenol	3.578	94	43209	4.947	ng	97
9) Bis(2-chloroethyl)ether	3.652	63	29091	4.980	ng	98
10) Aniline	3.626	93	55289	5.010	ng	98
12) 2-Chlorophenol	3.711	128	39913	5.116	ng	98
13) 1,3-Dichlorobenzene	3.818	146	44657	5.024	ng	99
14) 1,4-Dichlorobenzene	3.855	146	46326	5.075	ng	94
16) 1,2-Dichlorobenzene	4.005	146	42213	4.962	ng	99
17) 2-Methylphenol (o-cresol)	4.032	107	28150	5.003	ng	98
18) Bis(2-chloroisopropyl)...	4.058	45	52664	5.048	ng	98
19) N-Nitrosodi-n-propylamine	4.171	70	24588	5.155	ng	96
20) 3&4-Methylphenol (m&p-...	4.144	107	38980	4.797	ng	99
21) Acetophenone	4.165	105	50945	4.963	ng	98
23) Hexachloroethane	4.245	117	17335	5.095	ng	96
25) Nitrobenzene	4.315	77	37572	5.099	ng	98
27) Isophorone	4.486	82	65007	5.250	ng	99
28) 2-Nitrophenol	4.571	81	6672	5.300	ng	95
29) 2,4-Dimethylphenol	4.577	107	30874	5.344	ng	100
30) Bis(2-chloroethoxy)met...	4.657	93	40784	5.412	ng	98
31) Benzoic Acid	4.619	105	16893	6.627	ng	94
32) 2,4-Dichlorophenol	4.758	162	28793	5.174	ng	95
33) 1,2,4-Trichlorobenzene	4.833	180	33175	5.387	ng	99
36) Naphthalene	4.892	128	112992	5.399	ng #	19
37) 4-Chloroaniline	4.945	65	10793	4.941	ng	92
40) Hexachlorobutadiene	5.031	225	18764	5.346	ng	98
41) 4-Chloro-3-methylphenol	5.341	107	28550	5.467	ng	98
42) 2-Methylnaphthalene	5.474	142	77023	5.446	ng	97
43) Hexachlorocyclopentadiene	5.666	237	23316	5.273	ng	95
44) 1,2,4,5-Tetrachloroben...	5.650	216	36326	5.359	ng	98
46) 2,4,6-Trichlorophenol	5.736	196	19496	4.819	ng	98
47) 2,4,5-Trichlorophenol	5.768	196	19166	4.614	ng	97
49) 2-Chloronaphthalene	5.896	162	68022	5.013	ng	99
50) 4-Nitroaniline	6.014	65	17195	5.659	ng	94

Quantitation Report (RF) (QT Reviewed)

Data Path : H:\SV2019\CHEM19\11NOV\12A\
Data File : 1112_52.D
Acq On : 13 Nov 2019 1:49 am
Operator :
Client ID : ICAL 5
Lab ID : 5PPM 8270; 92H
ALS Vial : 9 Sample Multiplier: 1

Quant Time: Nov 13 14:36:48 2019
Quant Method : H:\SV2019\CHEM19\METHODS\19_SPLIT_1112.M
Quant Title : Semivolatiles by GC/MS - EPA Method 625/8270
QLast Update : Wed Nov 13 14:36:16 2019
Response via : Initial Calibration

Compound	R.T.	QIon	Response	Conc Units	Dev(Min)
52) Dimethylphthalate	6.174	163	73794	4.929 ng	100
53) 2,6-Dinitrotoluene	6.249	165	15253	6.208 ng	82
54) Acenaphthylene	6.265	152	106122	4.948 ng	99
55) 3-Nitroaniline	6.372	138	14349	4.853 ng	98
56) Acenaphthene	6.425	154	65506	4.939 ng	99
57) 2,4-Dinitrophenol	6.457	184	4507	8.373 ng	98
58) Dibenzofuran	6.559	168	97203	4.922 ng	100
59) 2,4-Dinitrotoluene	6.585	165	18892	6.385 ng	95
60) 4-Nitrophenol	6.500	65	11497	5.437 ng	99
62) Diethyl phthalate	6.783	149	75466	5.037 ng	98
63) Fluorene	6.863	166	78544	4.965 ng	100
64) 4-Chlorophenyl phenyl ...	6.847	204	35236	4.926 ng	99
65) 2-Nitroaniline	6.911	108	10248	5.903 ng	95
66) 4,6-Dinitro-2-methylph...	6.943	198	7820	8.930 ng	91
67) N-Nitrosodiphenylamine	6.959	169	54847	4.847 ng	98
68) Azobenzene	6.986	77	79562	4.898 ng	98
71) 4-Bromophenyl phenyl e...	7.274	248	21417	5.165 ng	97
72) Hexachlorobenzene	7.419	142	8664	4.855 ng	95
74) Pentachlorophenol	7.574	266	9266	5.469 ng	95
75) Pentachloronitrobenzene	7.638	214	6684	6.198 ng	95
77) Phenanthrene	7.707	178	113888	5.156 ng	98
78) Anthracene	7.745	178	107459	4.836 ng	96
79) Carbazole	7.889	167	107016	5.146 ng	99
80) Di-n-butylphthalate	8.199	149	118206	4.864 ng	100
82) Fluoranthene	8.797	202	116701	4.877 ng	99
84) Pyrene	9.037	202	120916	4.977 ng	100
87) Benzyl butyl phthalate	9.839	149	49946	4.731 ng	100
88) Bis(2-ethylhexyl)phtha...	10.800	149	67470	4.810 ng	99
89) Benz(a)anthracene	10.699	228	105613	4.880 ng	98
90) Chrysene	10.774	228	107638	5.042 ng	99
91) Di-n-octylphthalate	12.125	149	101658	4.993 ng	99
92) 3,3'-dichlorobenzidine	10.688	252	36473	5.226 ng	99
94) Benzo(b)fluoranthene	13.028	252	107318	4.777 ng	99
95) Benzo(k)fluoranthene	13.092	252	104066	4.869 ng	99
96) Benzo(a)pyrene	13.883	252	89588	4.707 ng	99
97) Indeno(1,2,3-cd)pyrene	16.517	276	88097	4.423 ng	99
98) Dibenz(a,h)anthracene	16.554	278	92878	4.585 ng	98
99) Benzo(ghi)perylene	16.912	276	97967	4.773 ng	98

(#)out of range (m)manual integration reviewed by analyst (+)signals summed

Quantitation Report (RF) (QT Reviewed)

Data Path : H:\SV2019\CHEM19\11NOV\12A\
Data File : 1112_52.D
Acq On : 13 Nov 2019 1:49 am
Operator :
Client ID : ICAL 5
Lab ID : 5PPM 8270; 92H
ALS Vial : 9 Sample Multiplier: 1

Quant Time: Nov 13 14:36:48 2019
Quant Method : H:\SV2019\CHEM19\METHODS\19_SPLIT_1112.M
Quant Title : Semivolatiles by GC/MS - EPA Method 625/8270
QLast Update : Wed Nov 13 14:36:16 2019
Response via : Initial Calibration

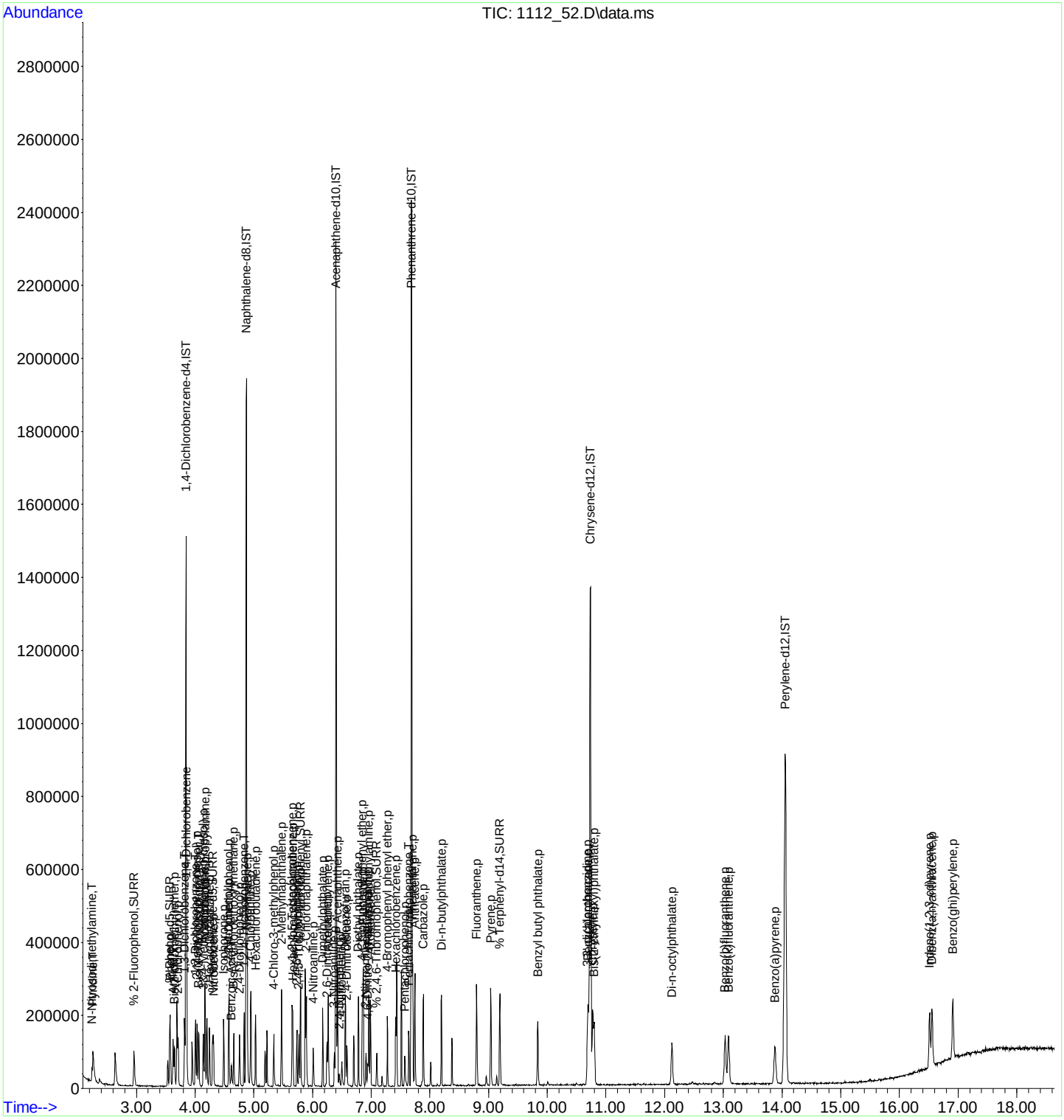

Quantitation Report (RF) (QT Reviewed)

Data Path : H:\SV2019\CHEM19\11NOV\12A\
Data File : 1112_53.D
Acq On : 13 Nov 2019 2:12 am
Operator :
Client ID : ICAL 2.5
Lab ID : 2.5PPM 8270; 92I
ALS Vial : 10 Sample Multiplier: 1

Quant Time: Nov 13 14:36:51 2019
Quant Method : H:\SV2019\CHEM19\METHODS\19_SPLIT_1112.M
Quant Title : Semivolatiles by GC/MS - EPA Method 625/8270
QLast Update : Wed Nov 13 14:36:16 2019
Response via : Initial Calibration

Compound	R.T.	QIon	Response	Conc	Units	Dev(Min)
Internal Standards						
1) 1,4-Dichlorobenzene-d4	3.845	152	327498	40.000	ng	0.00
26) Naphthalene-d8	4.876	136	1165779	40.000	ng	0.00
45) Acenaphthene-d10	6.399	164	598037	40.000	ng	0.00
69) Phenanthrene-d10	7.686	188	1061365	40.000	ng	0.00
86) Chrysene-d12	10.736	240	866337	40.000	ng	0.00
93) Perylene-d12	14.059	264	973934	40.000	ng	0.00
System Monitoring Compounds						
6) % 2-Fluorophenol	2.958	112	24445	2.359	ng	0.00
Spiked Amount 75.000	Range 30 - 130		Recovery	=	3.15%#	
7) % Phenol-d5	3.567	99	29313	2.382	ng	0.00
Spiked Amount 75.000	Range 30 - 130		Recovery	=	3.17%#	
24) % Nitrobenzene-d5	4.299	82	26087	2.811	ng	0.00
Spiked Amount 50.000	Range 30 - 130		Recovery	=	5.62%#	
48) % 2-Fluorobiphenyl	5.800	172	56115	2.521	ng	0.00
Spiked Amount 50.000	Range 30 - 130		Recovery	=	5.04%#	
70) % 2,4,6-Tribromophenol	7.093	62	3559	2.578	ng	0.00
Spiked Amount 75.000	Range 30 - 130		Recovery	=	3.44%#	
85) % Terphenyl-d14	9.193	244	57437	2.386	ng	0.00
Spiked Amount 50.000			Recovery	=	4.78%	
Target Compounds						Qvalue
2) N-Nitrosodimethylamine	2.242	74	13600	2.392	ng	93
3) Pyridine	2.258	79	26836	2.508	ng	100
8) Phenol	3.578	94	27157	2.291	ng	94
9) Bis(2-chloroethyl)ether	3.647	63	20358	2.567	ng	95
10) Aniline	3.626	93	33860	2.261	ng	94
12) 2-Chlorophenol	3.706	128	26647	2.516	ng	94
13) 1,3-Dichlorobenzene	3.818	146	31360	2.599	ng	99
14) 1,4-Dichlorobenzene	3.856	146	31871	2.572	ng	94
16) 1,2-Dichlorobenzene	4.005	146	28409	2.460	ng	99
17) 2-Methylphenol (o-cresol)	4.032	107	17541	2.297	ng	95
18) Bis(2-chloroisopropyl)...	4.059	45	36580	2.583	ng	94
19) N-Nitrosodi-n-propylamine	4.171	70	14838	2.292	ng	83
20) 3&4-Methylphenol (m&p-...	4.139	107	26576	2.410	ng	95
21) Acetophenone	4.166	105	34038	2.443	ng	96
23) Hexachloroethane	4.246	117	11592	2.510	ng	95
25) Nitrobenzene	4.315	77	24429	2.442	ng	98
27) Isophorone	4.486	82	44490	2.691	ng	98
28) 2-Nitrophenol	4.572	81	4196	2.497	ng	94
29) 2,4-Dimethylphenol	4.577	107	20537	2.663	ng	94
30) Bis(2-chloroethoxy)met...	4.657	93	27958	2.779	ng	98
31) Benzoic Acid	4.620	105	9885	3.308	ng	90
32) 2,4-Dichlorophenol	4.753	162	18622	2.506	ng	96
33) 1,2,4-Trichlorobenzene	4.833	180	22513	2.738	ng	99
36) Naphthalene	4.892	128	74134	2.654	ng #	1
37) 4-Chloroaniline	4.946	65	7459	2.558	ng	90
40) Hexachlorobutadiene	5.031	225	12592	2.687	ng	95
41) 4-Chloro-3-methylphenol	5.341	107	18217	2.613	ng	99
42) 2-Methylnaphthalene	5.474	142	52152	2.762	ng	96
43) Hexachlorocyclopentadiene	5.667	237	14032	2.377	ng	99
44) 1,2,4,5-Tetrachloroben...	5.651	216	23570	2.605	ng	94
46) 2,4,6-Trichlorophenol	5.736	196	12836	2.393	ng	95
47) 2,4,5-Trichlorophenol	5.768	196	12203	2.215	ng	93
49) 2-Chloronaphthalene	5.896	162	46552	2.587	ng	98
50) 4-Nitroaniline	6.014	65	11753	3.209	ng	87

Quantitation Report (RF) (QT Reviewed)

Data Path : H:\SV2019\CHEM19\11NOV\12A\
Data File : 1112_53.D
Acq On : 13 Nov 2019 2:12 am
Operator :
Client ID : ICAL 2.5
Lab ID : 2.5PPM 8270; 92I
ALS Vial : 10 Sample Multiplier: 1

Quant Time: Nov 13 14:36:51 2019
Quant Method : H:\SV2019\CHEM19\METHODS\19_SPLIT_1112.M
Quant Title : Semivolatiles by GC/MS - EPA Method 625/8270
QLast Update : Wed Nov 13 14:36:16 2019
Response via : Initial Calibration

Compound	R.T.	QIon	Response	Conc	Units		Dev(Min)
52) Dimethylphthalate	6.174	163	47568	2.397	ng		97
53) 2,6-Dinitrotoluene	6.249	165	10033	3.434	ng	#	75
54) Acenaphthylene	6.265	152	71653	2.520	ng		99
55) 3-Nitroaniline	6.372	138	8434	2.151	ng		94
56) Acenaphthene	6.425	154	44167	2.512	ng		98
57) 2,4-Dinitrophenol	6.457	184	2575	4.055	ng		86
58) Dibenzofuran	6.564	168	66939	2.557	ng		98
59) 2,4-Dinitrotoluene	6.586	165	11553	3.422	ng		96
60) 4-Nitrophenol	6.500	65	6977	2.872	ng		96
62) Diethyl phthalate	6.783	149	47353	2.384	ng		97
63) Fluorene	6.863	166	51482	2.454	ng		100
64) 4-Chlorophenyl phenyl ...	6.853	204	22593	2.382	ng		97
65) 2-Nitroaniline	6.911	108	6148	2.070	ng		92
66) 4,6-Dinitro-2-methylph...	6.938	198	4551	4.481	ng		93
67) N-Nitrosodiphenylamine	6.960	169	37069	2.471	ng		98
68) Azobenzene	6.986	77	50444	2.342	ng		99
71) 4-Bromophenyl phenyl e...	7.280	248	13730	2.558	ng		97
72) Hexachlorobenzene	7.419	142	6112	2.646	ng		97
74) Pentachlorophenol	7.574	266	5933	3.069	ng		97
75) Pentachloronitrobenzene	7.638	214	3833	3.086	ng		93
77) Phenanthrene	7.707	178	69238	2.422	ng		96
78) Anthracene	7.745	178	72145	2.508	ng		99
79) Carbazole	7.889	167	65988	2.451	ng		99
80) Di-n-butylphthalate	8.199	149	72287	2.298	ng		98
82) Fluoranthene	8.797	202	72685	2.347	ng		99
84) Pyrene	9.038	202	72180	2.295	ng		99
87) Benzyl butyl phthalate	9.839	149	30504	2.321	ng		98
88) Bis(2-ethylhexyl)phtha...	10.801	149	39301	2.250	ng		98
89) Benz(a)anthracene	10.699	228	66899	2.483	ng		98
90) Chrysene	10.779	228	66985	2.520	ng		98
91) Di-n-octylphthalate	12.125	149	58650	2.600	ng		99
92) 3,3'-dichlorobenzidine	10.683	252	21018	2.419	ng		99
94) Benzo(b)fluoranthene	13.028	252	67001	2.384	ng		98
95) Benzo(k)fluoranthene	13.092	252	65090	2.434	ng		96
96) Benzo(a)pyrene	13.872	252	56109	2.356	ng		99
97) Indeno(1,2,3-cd)pyrene	16.511	276	56292	2.259	ng		96
98) Dibenz(a,h)anthracene	16.554	278	60007	2.367	ng		97
99) Benzo(ghi)perylene	16.912	276	61243	2.385	ng		99

(#)out of range (m)manual integration reviewed by analyst (+)signals summed

Quantitation Report (RF) (QT Reviewed)

Data Path : H:\SV2019\CHEM19\11NOV\12A\
Data File : 1112_53.D
Acq On : 13 Nov 2019 2:12 am
Operator :
Client ID : ICAL 2.5
Lab ID : 2.5PPM 8270; 92I
ALS Vial : 10 Sample Multiplier: 1

Quant Time: Nov 13 14:36:51 2019
Quant Method : H:\SV2019\CHEM19\METHODS\19_SPLIT_1112.M
Quant Title : Semivolatiles by GC/MS - EPA Method 625/8270
QLast Update : Wed Nov 13 14:36:16 2019
Response via : Initial Calibration

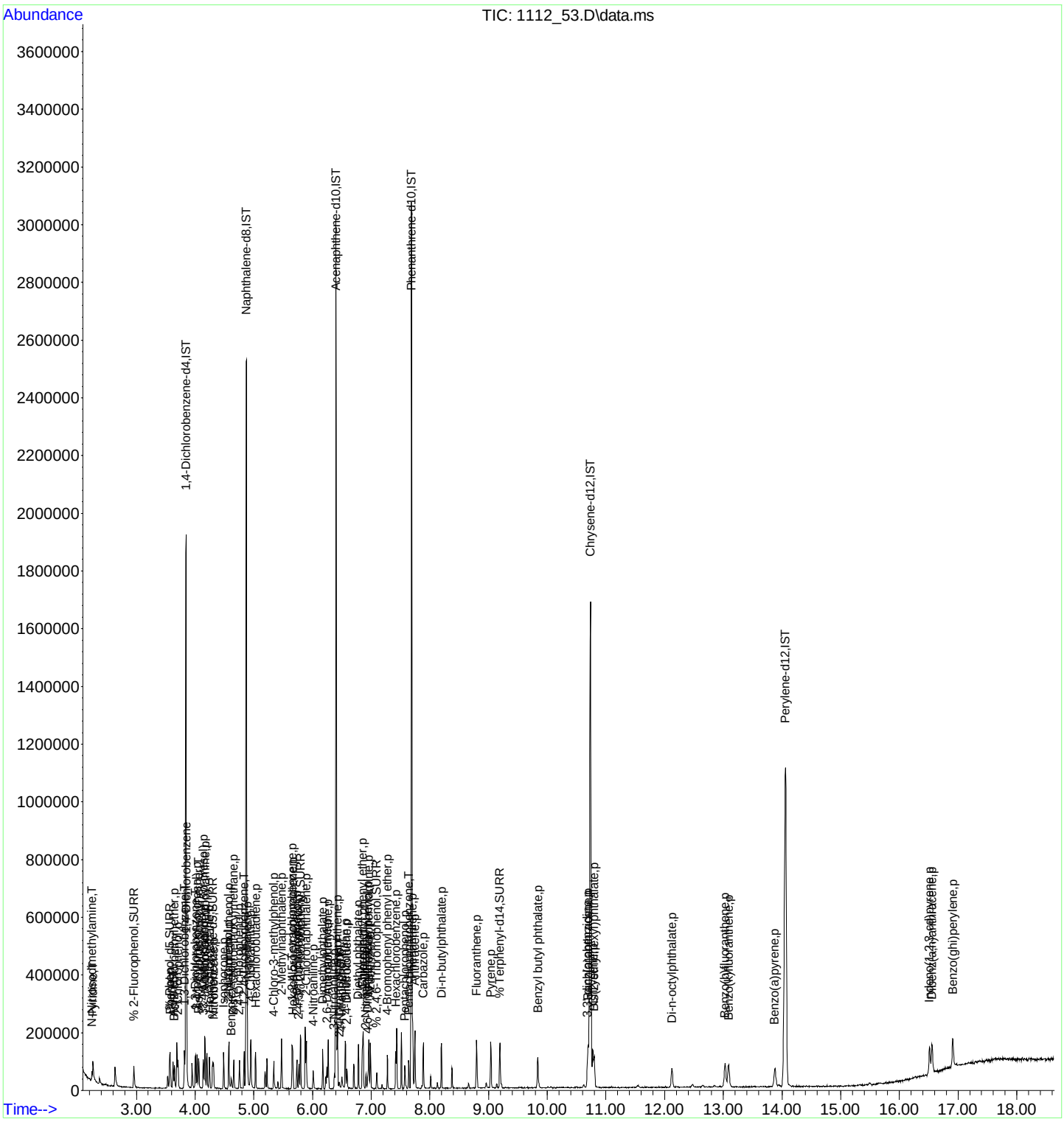

Quantitation Report (RF) (QT Reviewed)

Data Path : H:\SV2019\CHEM19\11NOV\12A\
Data File : 1112_54.D
Acq On : 13 Nov 2019 2:36 am
Operator :
Client ID : ICAL 1
Lab ID : 1PPM 8270; 92J
ALS Vial : 11 Sample Multiplier: 1

Quant Time: Nov 13 14:36:54 2019
Quant Method : H:\SV2019\CHEM19\METHODS\19_SPLIT_1112.M
Quant Title : Semivolatiles by GC/MS - EPA Method 625/8270
QLast Update : Wed Nov 13 14:36:16 2019
Response via : Initial Calibration

Compound	R.T.	QIon	Response	Conc	Units		Dev(Min)
Internal Standards							
1) 1,4-Dichlorobenzene-d4	3.845	152	455091	40.000	ng		0.00
26) Naphthalene-d8	4.876	136	1725594	40.000	ng		0.00
45) Acenaphthene-d10	6.398	164	935952	40.000	ng		0.00
69) Phenanthrene-d10	7.691	188	1776006	40.000	ng		0.00
86) Chrysene-d12	10.742	240	1513298	40.000	ng		0.00
93) Perylene-d12	14.070	264	1701544	40.000	ng		0.00
System Monitoring Compounds							
6) % 2-Fluorophenol	2.958	112	13343	0.927	ng		0.00
Spiked Amount 75.000	Range 30 - 130		Recovery	=	1.24%#		
7) % Phenol-d5	3.567	99	16351	0.956	ng		0.00
Spiked Amount 75.000	Range 30 - 130		Recovery	=	1.28%#		
24) % Nitrobenzene-d5	4.299	82	14935	1.158	ng		0.00
Spiked Amount 50.000	Range 30 - 130		Recovery	=	2.32%#		
48) % 2-Fluorobiphenyl	5.800	172	34053	0.978	ng		0.00
Spiked Amount 50.000	Range 30 - 130		Recovery	=	1.96%#		
70) % 2,4,6-Tribromophenol	7.093	62	2223	0.962	ng		0.00
Spiked Amount 75.000	Range 30 - 130		Recovery	=	1.28%#		
85) % Terphenyl-d14	9.192	244	38927	0.966	ng		0.00
Spiked Amount 50.000			Recovery	=	1.94%		
Target Compounds							Qvalue
2) N-Nitrosodimethylamine	2.242	74	8406	1.064	ng		90
3) Pyridine	2.264	79	14241	0.958	ng		92
8) Phenol	3.578	94	16991	1.031	ng		98
9) Bis(2-chloroethyl)ether	3.647	63	11488	1.043	ng		90
10) Aniline	3.626	93	20590	0.989	ng		93
12) 2-Chlorophenol	3.706	128	14769	1.004	ng		95
13) 1,3-Dichlorobenzene	3.818	146	17163	1.024	ng		98
14) 1,4-Dichlorobenzene	3.856	146	17142	0.996	ng	#	68
16) 1,2-Dichlorobenzene	4.005	146	17024	1.061	ng		97
17) 2-Methylphenol (o-cresol)	4.032	107	11169	1.052	ng		95
18) Bis(2-chloroisopropyl)...	4.059	45	20422	1.038	ng		93
19) N-Nitrosodi-n-propylamine	4.171	70	9499	1.056	ng		90
20) 3&4-Methylphenol (m&p-...	4.144	107	15526	1.013	ng		97
21) Acetophenone	4.165	105	20095	1.038	ng		98
23) Hexachloroethane	4.245	117	7065	1.101	ng		96
25) Nitrobenzene	4.315	77	13905	1.000	ng		96
27) Isophorone	4.486	82	26193	1.070	ng		99
28) 2-Nitrophenol	4.571	81	2708	1.089	ng		96
29) 2,4-Dimethylphenol	4.577	107	12854	1.126	ng		98
30) Bis(2-chloroethoxy)met...	4.662	93	16431	1.103	ng		97
31) Benzoic Acid	4.614	105	4768	1.552	ng		87
32) 2,4-Dichlorophenol	4.753	162	11315	1.029	ng		96
33) 1,2,4-Trichlorobenzene	4.833	180	13441	1.105	ng		94
36) Naphthalene	4.892	128	47467	1.148	ng	#	1
37) 4-Chloroaniline	4.945	65	4391	1.017	ng		95
40) Hexachlorobutadiene	5.031	225	7974	1.150	ng		95
41) 4-Chloro-3-methylphenol	5.341	107	10122	0.981	ng		96
42) 2-Methylnaphthalene	5.474	142	29882	1.069	ng		98
43) Hexachlorocyclopentadiene	5.667	237	8423	0.964	ng		98
44) 1,2,4,5-Tetrachloroben...	5.656	216	14887	1.111	ng		96
46) 2,4,6-Trichlorophenol	5.736	196	7799	0.929	ng		99
47) 2,4,5-Trichlorophenol	5.768	196	7121	0.826	ng		82
49) 2-Chloronaphthalene	5.896	162	27650	0.982	ng		98
50) 4-Nitroaniline	6.014	65	6306	1.490	ng		97

Quantitation Report (RF) (QT Reviewed)

Data Path : H:\SV2019\CHEM19\11NOV\12A\
Data File : 1112_54.D
Acq On : 13 Nov 2019 2:36 am
Operator :
Client ID : ICAL 1
Lab ID : 1PPM 8270; 92J
ALS Vial : 11 Sample Multiplier: 1

Quant Time: Nov 13 14:36:54 2019
Quant Method : H:\SV2019\CHEM19\METHODS\19_SPLIT_1112.M
Quant Title : Semivolatiles by GC/MS - EPA Method 625/8270
QLast Update : Wed Nov 13 14:36:16 2019
Response via : Initial Calibration

Compound	R.T.	QIon	Response	Conc Units	Dev(Min)
52) Dimethylphthalate	6.174	163	30571	0.984 ng	98
53) 2,6-Dinitrotoluene	6.249	165	5390	1.625 ng	88
54) Acenaphthylene	6.265	152	43843	0.985 ng	99
55) 3-Nitroaniline	6.377	138	5152	0.840 ng	87
56) Acenaphthene	6.425	154	30057	1.092 ng	91
57) 2,4-Dinitrophenol	6.463	184	1403	1.836 ng	96
58) Dibenzofuran	6.564	168	41954	1.024 ng	100
59) 2,4-Dinitrotoluene	6.591	165	6814	1.827 ng	90
60) 4-Nitrophenol	6.500	65	4370	1.568 ng	96
62) Diethyl phthalate	6.783	149	30589	0.984 ng	99
63) Fluorene	6.863	166	32591	0.993 ng	96
64) 4-Chlorophenyl phenyl ...	6.853	204	15337	1.033 ng	94
65) 2-Nitroaniline	6.911	108	3979	0.183 ng	95
66) 4,6-Dinitro-2-methylph...	6.938	198	2176	1.937 ng	71
67) N-Nitrosodiphenylamine	6.959	169	23048	0.982 ng	97
68) Azobenzene	6.986	77	31948	0.948 ng	99
71) 4-Bromophenyl phenyl e...	7.280	248	8149	0.907 ng	88
72) Hexachlorobenzene	7.413	142	4092	1.059 ng	96
74) Pentachlorophenol	7.574	266	3657	1.568 ng	88
75) Pentachloronitrobenzene	7.643	214	2764	1.673 ng	91
77) Phenanthrene	7.707	178	49345	1.032 ng	96
78) Anthracene	7.745	178	48296	1.003 ng	98
79) Carbazole	7.889	167	43640	0.969 ng	100
80) Di-n-butylphthalate	8.199	149	45884	0.872 ng	100
82) Fluoranthene	8.797	202	50490	0.974 ng	99
84) Pyrene	9.043	202	52015	0.989 ng	100
87) Benzyl butyl phthalate	9.839	149	20502	0.893 ng	99
88) Bis(2-ethylhexyl)phtha...	10.800	149	25283	0.829 ng	98
89) Benz(a)anthracene	10.704	228	48086	1.022 ng	99
90) Chrysene	10.779	228	47726	1.028 ng	99
91) Di-n-octylphthalate	12.125	149	38281	1.293 ng	98
92) 3,3'-dichlorobenzidine	10.694	252	14379	0.947 ng	99
94) Benzo(b)fluoranthene	13.033	252	46216	0.941 ng	97
95) Benzo(k)fluoranthene	13.092	252	44618	0.955 ng	98
96) Benzo(a)pyrene	13.888	252	36767	0.884 ng	94
97) Indeno(1,2,3-cd)pyrene	16.517	276	38687	0.889 ng	97
98) Dibenz(a,h)anthracene	16.559	278	38545	0.870 ng	95
99) Benzo(ghi)perylene	16.912	276	41728	0.930 ng	99

(#)out of range (m)manual integration reviewed by analyst (+)signals summed

Quantitation Report (RF) (QT Reviewed)

Data Path : H:\SV2019\CHEM19\11NOV\12A\
Data File : 1112_54.D
Acq On : 13 Nov 2019 2:36 am
Operator :
Client ID : ICAL 1
Lab ID : 1PPM 8270; 92J
ALS Vial : 11 Sample Multiplier: 1

Quant Time: Nov 13 14:36:54 2019
Quant Method : H:\SV2019\CHEM19\METHODS\19_SPLIT_1112.M
Quant Title : Semivolatiles by GC/MS - EPA Method 625/8270
QLast Update : Wed Nov 13 14:36:16 2019
Response via : Initial Calibration

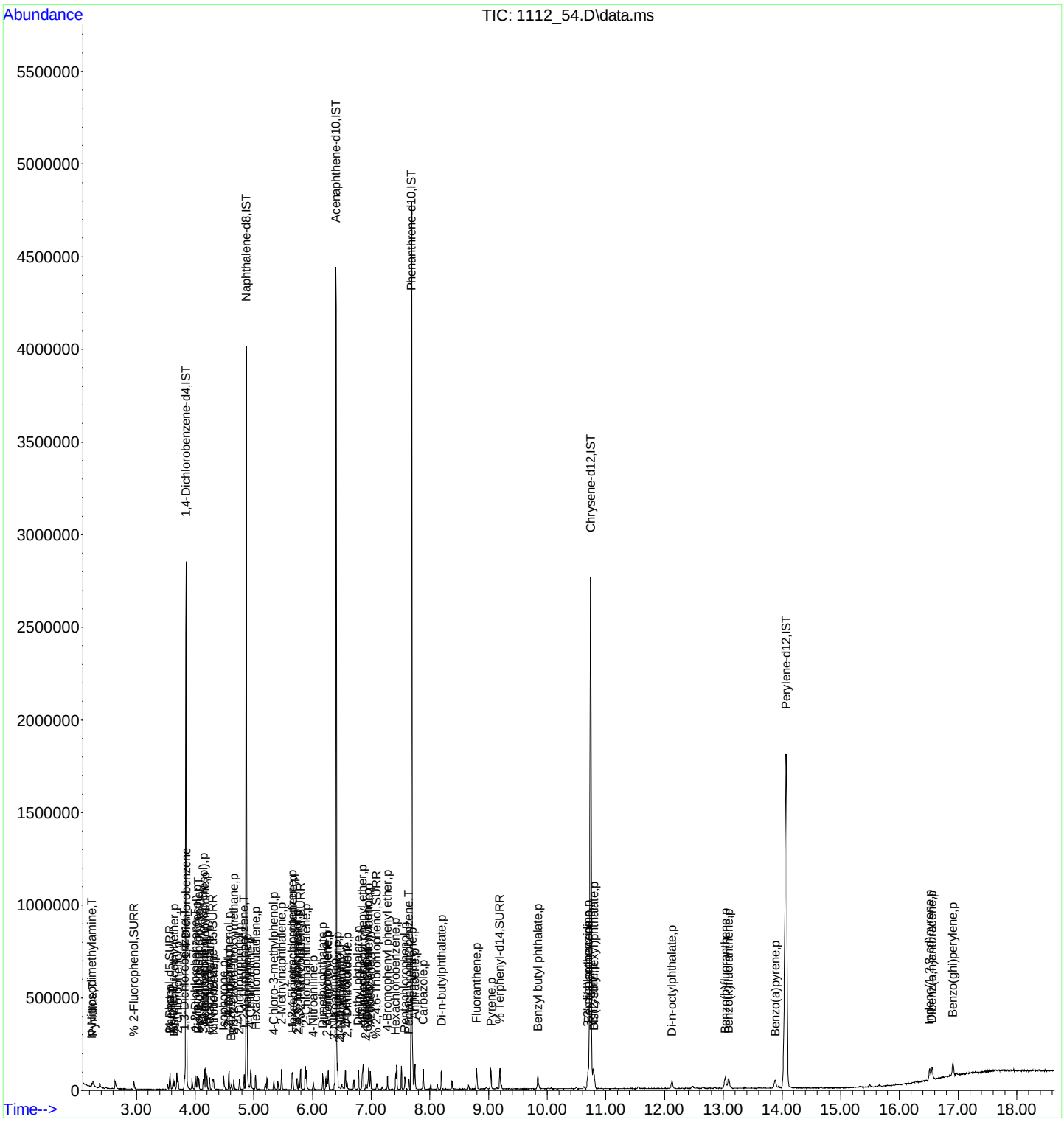

7B
SEMIVOLATILE CONTINUING CALIBRATION CHECK

Lab Name: Phoenix Environmental Labs Client: NETC

Lab Code: Phoenix Case No.: SAS No.: SDG No.: GCE61964

Instrument: CHEM19 Calibration Date: 11/16/19 Time: 03:20

Lab File Id: 1116_02.D Init. Calib. Date(s): 11/09/19 11/13/19

Heated Purge (Y/N): n.a. Init. Calib. Times: 02:46 02:36

GC Column: RTX-5MS Method File: 19_SPLIT_1112.M

COMPOUND	RRF	RRF50	RRF MIN	%D	% D LIMITS
Phenanthrene-d10 (IS Areas & Pct)	792511	936776	n.a.	118.2	50-200
Benzidine	0.770	0.828	0.010	-7.5	20 (40)

(*) Recommended RRF not met (+) %D exceeds criteria % (#) %D exceeds (maximum) criteria

%D: 10% of target compounds are allowed to be above criteria %, but must be less than the (maximum) %D

(l) linear (li) linear inv conc wgt (li2) linear inv conc wgt^2 (q) quadratic (qi) quadratic inv conc wgt (qi2) quadratic inv conc wg^2

Compounds not using average response (l, li, li2, q, qi, qi2) display concentrations and not response factors

Quantitation Report (Not Reviewed)

Data Path : H:\SV2019\CHEM19\11NOV\16\
Data File : 1116_02.D
Acq On : 16 Nov 2019 3:20 am
Operator :
Sample : 50PPM DFTPP/BENZ; 93Y
Misc :
ALS Vial : 1 Sample Multiplier: 1

Quant Time: Nov 18 09:05:06 2019
Quant Method : H:\SV2019\CHEM19\METHODS\19_SPLIT_1112.M
Quant Title : Semivolatiles by GC/MS - EPA Method 625/8270
QLast Update : Mon Nov 18 08:45:47 2019
Response via : Initial Calibration

Compound	R.T.	QIon	Response	Conc	Units	Dev(Min)
Internal Standards						
1) 1,4-Dichlorobenzene-d4	3.797	152	244146	40.000	ng	0.00
26) Naphthalene-d8	4.828	136	908745	40.000	ng	0.00
45) Acenaphthene-d10	6.350	164	491895	40.000	ng	0.00
69) Phenanthrene-d10	7.638	188	936776	40.000	ng	0.00
86) Chrysene-d12	10.656	240	782455	40.000	ng	0.00
93) Perylene-d12	13.942	264	895525	40.000	ng	-0.01
System Monitoring Compounds						
6) % 2-Fluorophenol	0.000	112	0	0.000	ng	
Spiked Amount 75.000	Range 30 - 130		Recovery	=	0.00%#	
7) % Phenol-d5	3.508	99	49	0.005	ng	-0.02
Spiked Amount 75.000	Range 30 - 130		Recovery	=	0.01%#	
24) % Nitrobenzene-d5	4.267	82	72	0.009	ng	0.02
Spiked Amount 50.000	Range 30 - 130		Recovery	=	0.02%#	
48) % 2-Fluorobiphenyl	5.587	172	48	0.003	ng	-0.17
Spiked Amount 50.000	Range 30 - 130		Recovery	=	0.00%#	
70) % 2,4,6-Tribromophenol	0.000	62	0	0.000	ng	
Spiked Amount 75.000	Range 30 - 130		Recovery	=	0.00%#	
85) % Terphenyl-d14	9.139	244	635	0.030	ng	0.00
Spiked Amount 50.000			Recovery	=	0.06%	
Target Compounds						Qvalue
83) Benzidine	8.872	184	969969	53.790	ng	97

(#)out of range (m)manual integration reviewed by analyst (+)signals summed

Quantitation Report (Not Reviewed)

Data Path : H:\SV2019\CHEM19\11NOV\16\
Data File : 1116_02.D
Acq On : 16 Nov 2019 3:20 am
Operator :
Sample : 50PPM DFTPP/BENZ; 93Y
Misc :
ALS Vial : 1 Sample Multiplier: 1

Quant Time: Nov 18 09:05:06 2019
Quant Method : H:\SV2019\CHEM19\METHODS\19_SPLIT_1112.M
Quant Title : Semivolatiles by GC/MS - EPA Method 625/8270
QLast Update : Mon Nov 18 08:45:47 2019
Response via : Initial Calibration

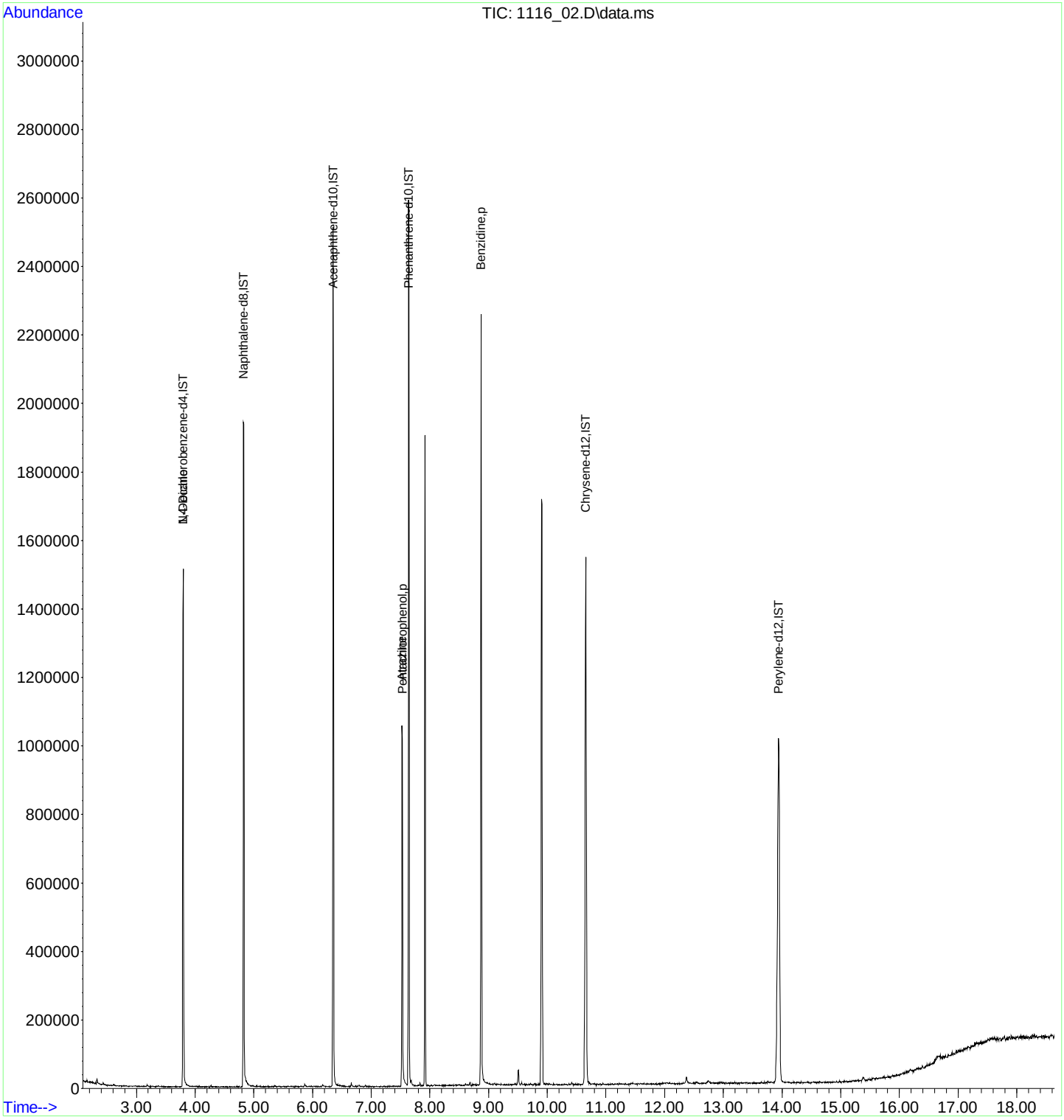

7B
SEMIVOLATILE CONTINUING CALIBRATION CHECK

Lab Name: Phoenix Environmental Labs Client: NETC

Lab Code: Phoenix Case No.: SAS No.: SDG No.: GCE61964

Instrument: CHEM19 Calibration Date: 11/16/19 Time: 03:44

Lab File Id: 1116_03.D Init. Calib. Date(s): 11/09/19 11/13/19

Heated Purge (Y/N): n.a. Init. Calib. Times: 02:46 02:36

GC Column: RTX-5MS Method File: 19_SPLIT_1112.M

COMPOUND		RRF	RRF30	RRF MIN	%D	% D LIMITS
1,4-Dichlorobenzene-d4	(IS Areas & Pct)	291302	210359	n.a.	72.2	50-200
Naphthalene-d8	(IS Areas & Pct)	1093361	823409	n.a.	75.3	50-200
Acenaphthene-d10	(IS Areas & Pct)	511433	396022	n.a.	77.4	50-200
Phenanthrene-d10	(IS Areas & Pct)	954116	754504	n.a.	79.1	50-200
Chrysene-d12	(IS Areas & Pct)	823940	636716	n.a.	77.3	50-200
Perylene-d12	(IS Areas & Pct)	911251	717785	n.a.	78.8	50-200
N-Nitrosodimethylamine		0.694	0.717	0.010	-3.3	20 (40)
Pyridine		1.307	1.312	0.010	-0.4	20 (40)
Phenol		1.448	1.561	0.800	-7.8	20 (40)
Bis(2-chloroethyl)ether		0.968	1.001	0.700	-3.4	20 (40)
Aniline		1.829	2.031	0.010	-11.0	20 (40)
2-Chlorophenol		1.293	1.415	0.800	-9.4	20 (40)
1,3-Dichlorobenzene		1.474	1.509	0.010	-2.4	20 (40)
1,4-Dichlorobenzene		1.513	1.556	0.010	-2.8	20 (40)
1,2-Dichlorobenzene		1.410	1.450	0.010	-2.8	20 (40)
2-Methylphenol (o-cresol)		0.933	1.053	0.700	-12.9	20 (40)
Bis(2-chloroisopropyl)ether		1.729	1.708	0.010	1.2	20 (40)
N-Nitrosodi-n-propylamine		0.791	0.840	0.500	-6.2	20 (40)
3&4-Methylphenol (m&p-cresol)		1.347	1.471	0.600	-9.2	20 (40)
Acetophenone		1.702	1.714	0.010	-0.7	20 (40)
Hexachloroethane		0.564	0.574	0.300	-1.8	20 (40)
Nitrobenzene		1.222	1.278	0.200	-4.6	20 (40)
Isophorone		0.567	0.591	0.400	-4.2	20 (40)
2-Nitrophenol		0.058	0.070	* 0.100	-20.7 +	20 (40)
2,4-Dimethylphenol		0.265	0.310	0.200	-17.0	20 (40)
Bis(2-chloroethoxy)methane		0.345	0.350	0.300	-1.4	20 (40)
Benzoic Acid	q	30	27.72		7.6	20
2,4-Dichlorophenol		0.255	0.291	0.200	-14.1	20 (40)
1,2,4-Trichlorobenzene		0.282	0.290	0.010	-2.8	20 (40)
Naphthalene		0.959	0.977	0.700	-1.9	20 (40)
4-Chloroaniline		0.100	0.116	0.010	-16.0	20 (40)
Hexachlorobutadiene		0.161	0.164	0.010	-1.9	20 (40)
4-Chloro-3-methylphenol		0.239	0.272	0.200	-13.8	20 (40)
2-Methylnaphthalene		0.648	0.642	0.400	0.9	20 (40)
Hexachlorocyclopentadiene		0.203	0.189	0.050	6.9	20 (40)

(*) Recommended RRF not met (+) %D exceeds criteria % (#) %D exceeds (maximum) criteria

%D: 10% of target compounds are allowed to be above criteria %, but must be less than the (maximum) %D

(l) linear (li) linear inv conc wgt (li2) linear inv conc wgt^2 (q) quadratic (qi) quadratic inv conc wgt (qi2) quadratic inv conc wg^2

Compounds not using average response (l, li, li2, q, qi, qi2) display concentrations and not response factors

7B
SEMIVOLATILE CONTINUING CALIBRATION CHECK

Lab Name: Phoenix Environmental Labs Client: NETC

Lab Code: Phoenix Case No.: SAS No.: SDG No.: GCE61964

Instrument: CHEM19 Calibration Date: 11/16/19 Time: 03:44

Lab File Id: 1116_03.D Init. Calib. Date(s): 11/09/19 11/13/19

Heated Purge (Y/N): n.a. Init. Calib. Times: 02:46 02:36

GC Column: RTX-5MS Method File: 19_SPLIT_1112.M

COMPOUND	RRF	RRF30	RRF MIN	%D	% D LIMITS
1,2,4,5-Tetrachlorobenzene	0.310	0.323	0.010	-4.2	20 (40)
2,4,6-Trichlorophenol	0.359	0.410	0.200	-14.2	20 (40)
2,4,5-Trichlorophenol	0.368	0.446	0.200	-21.2 +	20 (40)
2-Chloronaphthalene	1.203	1.245	0.800	-3.5	20 (40)
4-Nitroaniline	0.319	0.375	0.010	-17.6	20 (40)
Dimethylphthalate	1.328	1.424	0.010	-7.2	20 (40)
2,6-Dinitrotoluene	0.288	0.324	0.200	-12.5	20 (40)
Acenaphthylene	1.902	2.039	0.900	-7.2	20 (40)
3-Nitroaniline	0.262	0.292	0.010	-11.5	20 (40)
Acenaphthene	1.176	1.215	0.900	-3.3	20 (40)
2,4-Dinitrophenol q	30	31.64		-5.5	20
Dibenzofuran	1.751	1.799	0.800	-2.7	20 (40)
2,4-Dinitrotoluene	0.366	0.428	0.200	-16.9	20 (40)
4-Nitrophenol	0.226	0.270	0.010	-19.5	20 (40)
Diethyl phthalate	1.329	1.394	0.010	-4.9	20 (40)
Fluorene	1.403	1.534	0.900	-9.3	20 (40)
4-Chlorophenyl phenyl ether	0.634	0.674	0.400	-6.3	20 (40)
2-Nitroaniline	0.167	0.155	0.010	7.2	20 (40)
4,6-Dinitro-2-methylphenol q	30	32.24		-7.5	20
N-Nitrosodiphenylamine	1.003	1.099	0.010	-9.6	20 (40)
Azobenzene	1.441	1.438	0.010	0.2	20 (40)
4-Bromophenyl phenyl ether	0.202	0.214	0.100	-5.9	20 (40)
Hexachlorobenzene	0.087	0.089	* 0.100	-2.3	20 (40)
Pentachlorophenol q	30	25.74		14.2	20
Pentachloronitrobenzene	0.064	0.067	0.010	-4.7	20 (40)
Phenanthrene	1.077	1.118	0.700	-3.8	20 (40)
Anthracene	1.084	1.130	0.700	-4.2	20 (40)
Carbazole	1.015	1.036	0.010	-2.1	20 (40)
Di-n-butylphthalate	1.185	1.241	0.010	-4.7	20 (40)
Fluoranthene	1.167	1.249	0.600	-7.0	20 (40)
Pyrene	1.185	1.235	0.600	-4.2	20 (40)
Benzyl butyl phthalate	0.607	0.668	0.010	-10.0	20 (40)
Bis(2-ethylhexyl)phthalate	0.806	0.881	0.010	-9.3	20 (40)
Benz(a)anthracene	1.244	1.315	0.800	-5.7	20 (40)
Chrysene	1.227	1.277	0.700	-4.1	20 (40)

(*) Recommended RRF not met (+) %D exceeds criteria % (#) %D exceeds (maximum) criteria

%D: 10% of target compounds are allowed to be above criteria %, but must be less than the (maximum) %D

(l) linear (li) linear inv conc wgt (li2) linear inv conc wgt^2 (q) quadratic (qi) quadratic inv conc wgt (qi2) quadratic inv conc wg^2

Compounds not using average response (l, li, li2, q, qi, qi2) display concentrations and not response factors

7B
SEMIVOLATILE CONTINUING CALIBRATION CHECK

Lab Name: Phoenix Environmental Labs Client: NETC

Lab Code: Phoenix Case No.: SAS No.: SDG No.: GCE61964

Instrument: CHEM19 Calibration Date: 11/16/19 Time: 03:44

Lab File Id: 1116_03.D Init. Calib. Date(s): 11/09/19 11/13/19

Heated Purge (Y/N): n.a. Init. Calib. Times: 02:46 02:36

GC Column: RTX-5MS Method File: 19_SPLIT_1112.M

COMPOUND	RRF	RRF30	RRF MIN	%D	% D LIMITS
Di-n-octylphthalate	1.322	1.532	0.010	-15.9	20 (40)
3,3'-dichlorobenzidine	0.401	0.405	0.010	-1.0	20 (40)
Benzo(b)fluoranthene	1.154	1.222	0.700	-5.9	20 (40)
Benzo(k)fluoranthene	1.098	1.183	0.700	-7.7	20 (40)
Benzo(a)pyrene	0.978	1.076	0.700	-10.0	20 (40)
Indeno(1,2,3-cd)pyrene	1.023	1.110	0.500	-8.5	20 (40)
Dibenz(a,h)anthracene	1.041	1.103	0.400	-6.0	20 (40)
Benzo(ghi)perylene	1.055	1.109	0.500	-5.1	20 (40)
% 2-Fluorophenol	1.200	1.345	0.010	-12.1	20 (40)
% Phenol-d5	1.466	1.627	0.010	-11.0	20 (40)
% Nitrobenzene-d5	1.265	1.369	0.010	-8.2	20 (40)
% 2-Fluorobiphenyl	1.494	1.560	0.010	-4.4	20 (40)
% 2,4,6-Tribromophenol	0.060	0.069	0.010	-15.0	20 (40)
% Terphenyl-d14	0.912	0.934	0.010	-2.4	20 (40)

(*) Recommended RRF not met (+) %D exceeds criteria % (#) %D exceeds (maximum) criteria

%D: 10% of target compounds are allowed to be above criteria %, but must be less than the (maximum) %D

(l) linear (li) linear inv conc wgt (li2) linear inv conc wgt^2 (q) quadratic (qi) quadratic inv conc wgt (qi2) quadratic inv conc wg^2

Compounds not using average response (l, li, li2, q, qi, qi2) display concentrations and not response factors

Evaluate Continuing Calibration Report

Data Path : H:\SV2019\CHEM19\11NOV\16\
Data File : 1116_03.D
Acq On : 16 Nov 2019 3:44 am
Operator :
Client ID : CCAL 30
Lab ID : 30PPM 8270; 94E
ALS Vial : 2 Sample Multiplier: 1

Quant Time: Nov 16 04:09:40 2019
Quant Method : H:\SV2019\CHEM19\METHODS\19_SPLIT_1112.M
Quant Title : Semivolatiles by GC/MS - EPA Method 625/8270
QLast Update : Fri Nov 15 10:16:38 2019
Response via : Initial Calibration

Note: Curves (l,lf,q,qf) display calculated concentration.
Min. RRF : 0.050 Min. Rel. Area : 50% Max. R.T. Dev 0.50min
Max. RRF Dev : 20% Max. Rel. Area : 200%

		Compound	Amount	Calc.	%Dev	Area%	Dev(min)
1	ISTD	1,4-Dichlorobenzene-d4	40.000	40.000	0.0	72	
2	T	N-Nitrosodimethylamine	30.000	30.979	-3.3		
3	T	Pyridine	30.000	30.100	-0.3		
6	SURR	% 2-Fluorophenol	30.000	33.625	-12.1		
7	SURR	% Phenol-d5	30.000	33.286	-11.0		
8	p	Phenol	30.000	32.347	-7.8		
9	p	Bis(2-chloroethyl)ether	30.000	31.016	-3.4		
10	T	Aniline	30.000	33.304	-11.0		
12	p	2-Chlorophenol	30.000	32.830	-9.4		
13	T	1,3-Dichlorobenzene	30.000	30.726	-2.4		
14		1,4-Dichlorobenzene	30.000	30.851	-2.8		
16	T	1,2-Dichlorobenzene	30.000	30.850	-2.8		
17	p	2-Methylphenol (o-cresol)	30.000	33.872	-12.9		
18	T	Bis(2-chloroisopropyl)ether	30.000	29.634	1.2		
19	p	N-Nitrosodi-n-propylamine	30.000	31.880	-6.3		
20	p	3&4-Methylphenol (m&p-creso	30.000	32.768	-9.2		
21	p	Acetophenone	30.000	30.222	-0.7		
23	p	Hexachloroethane	30.000	30.539	-1.8		
24	SURR	% Nitrobenzene-d5	30.000	32.466	-8.2		
25	p	Nitrobenzene	30.000	31.383	-4.6		
26	ISTD	Naphthalene-d8	40.000	40.000	0.0	75	
27	p	Isophorone	30.000	31.272	-4.2		
28	p	2-Nitrophenol	30.000	36.382	-21.3#		
29	p	2,4-Dimethylphenol	30.000	35.176	-17.3		
30	p	Bis(2-chloroethoxy)methane	30.000	30.447	-1.5		
31	q	Benzoic Acid	30.000	27.721	7.6		
32	p	2,4-Dichlorophenol	30.000	34.196	-14.0		
33	T	1,2,4-Trichlorobenzene	30.000	30.861	-2.9		
36	p	Naphthalene	30.000	30.564	-1.9		
37	p	4-Chloroaniline	30.000	34.807	-16.0		
40	p	Hexachlorobutadiene	30.000	30.536	-1.8		
41	p	4-Chloro-3-methylphenol	30.000	34.051	-13.5		
42	p	2-Methylnaphthalene	30.000	29.744	0.9		
43	p	Hexachlorocyclopentadiene	30.000	27.984	6.7		
44	p	1,2,4,5-Tetrachlorobenzene	30.000	31.194	-4.0		
45	ISTD	Acenaphthene-d10	40.000	40.000	0.0	77	
46	p	2,4,6-Trichlorophenol	30.000	34.304	-14.3		
47	p	2,4,5-Trichlorophenol	30.000	36.340	-21.1#		
48	SURR	% 2-Fluorobiphenyl	30.000	31.333	-4.4		
49	p	2-Chloronaphthalene	30.000	31.039	-3.5		
50	p	4-Nitroaniline	30.000	35.277	-17.6		
52	p	Dimethylphthalate	30.000	32.173	-7.2		
53	p	2,6-Dinitrotoluene	30.000	33.822	-12.7		
54	p	Acenaphthylene	30.000	32.167	-7.2		
55	p	3-Nitroaniline	30.000	33.360	-11.2		
56	p	Acenaphthene	30.000	30.977	-3.3		
57	q	2,4-Dinitrophenol	30.000	31.644	-5.5		
58	p	Dibenzofuran	30.000	30.823	-2.7		
59	p	2,4-Dinitrotoluene	30.000	35.095	-17.0		
60	p	4-Nitrophenol	30.000	35.868	-19.6		
62	p	Diethyl phthalate	30.000	31.477	-4.9		

Evaluate Continuing Calibration Report

Data Path : H:\SV2019\CHEM19\11NOV\16\
Data File : 1116_03.D
Acq On : 16 Nov 2019 3:44 am
Operator :
Client ID : CCAL 30
Lab ID : 30PPM 8270; 94E
ALS Vial : 2 Sample Multiplier: 1

Quant Time: Nov 16 04:09:40 2019
Quant Method : H:\SV2019\CHEM19\METHODS\19_SPLIT_1112.M
Quant Title : Semivolatiles by GC/MS - EPA Method 625/8270
QLast Update : Fri Nov 15 10:16:38 2019
Response via : Initial Calibration

Note: Curves (l,lf,q,qf) display calculated concentration.
Min. RRF : 0.050 Min. Rel. Area : 50% Max. R.T. Dev 0.50min
Max. RRF Dev : 20% Max. Rel. Area : 200%

		Compound	Amount	Calc.	%Dev	Area%	Dev(min)
63	p	Fluorene	30.000	32.799	-9.3		
64	p	4-Chlorophenyl phenyl ether	30.000	31.869	-6.2		
65	p	2-Nitroaniline	30.000	27.809	7.3		
66	q	4,6-Dinitro-2-methylphenol	30.000	32.238	-7.5		
67	p	N-Nitrosodiphenylamine	30.000	32.869	-9.6		
68	T	Azobenzene	30.000	29.945	0.2		
69	ISTD	Phenanthrene-d10	40.000	40.000	0.0	79	
70	SURR	% 2,4,6-Tribromophenol	30.000	34.694	-15.6		
71	p	4-Bromophenyl phenyl ether	30.000	31.742	-5.8		
72	p	Hexachlorobenzene	30.000	30.752	-2.5		
74	q	Pentachlorophenol	30.000	25.737	14.2		
75	T	Pentachloronitrobenzene	30.000	31.333	-4.4		
77	p	Phenanthrene	30.000	31.129	-3.8		
78	p	Anthracene	30.000	31.276	-4.3		
79	p	Carbazole	30.000	30.635	-2.1		
80	p	Di-n-butylphthalate	30.000	31.418	-4.7		
82	p	Fluoranthene	30.000	32.089	-7.0		
83	p	Benzidine	-1.000	0.080	0.0		
84	p	Pyrene	30.000	31.270	-4.2		
85	SURR	% Terphenyl-d14	30.000	30.740	-2.5		
86	ISTD	Chrysene-d12	40.000	40.000	0.0	77	
87	p	Benzyl butyl phthalate	30.000	33.014	-10.0		
88	p	Bis(2-ethylhexyl)phthalate	30.000	32.761	-9.2		
89	p	Benz(a)anthracene	30.000	31.720	-5.7		
90	p	Chrysene	30.000	31.208	-4.0		
91	p	Di-n-octylphthalate	30.000	34.774	-15.9		
92	p	3,3'-dichlorobenzidine	30.000	30.264	-0.9		
93	ISTD	Perylene-d12	40.000	40.000	0.0	79	
94	p	Benzo(b)fluoranthene	30.000	31.745	-5.8		
95	p	Benzo(k)fluoranthene	30.000	32.303	-7.7		
96	p	Benzo(a)pyrene	30.000	32.997	-10.0		
97	p	Indeno(1,2,3-cd)pyrene	30.000	32.546	-8.5		
98	p	Dibenz(a,h)anthracene	30.000	31.799	-6.0		
99	p	Benzo(ghi)perylene	30.000	31.538	-5.1		

(#)=Out of Range l=linear, lf=liner(0,0), q=quadratic, qf=quadratic(0,0)
Laboratory Warning Limits Out = 0

Quantitation Report (QT Reviewed)

Data Path : H:\SV2019\CHEM19\11NOV\16\
Data File : 1116_03.D
Acq On : 16 Nov 2019 3:44 am
Operator :
Client ID : CCAL 30
Lab ID : 30PPM 8270; 94E
ALS Vial : 2 Sample Multiplier: 1

Quant Time: Nov 16 04:09:40 2019
Quant Method : H:\SV2019\CHEM19\METHODS\19_SPLIT_1112.M
Quant Title : Semivolatiles by GC/MS - EPA Method 625/8270
QLast Update : Fri Nov 15 10:16:38 2019
Response via : Initial Calibration

Compound	R.T.	QIon	Response	Conc	Units	Dev(Min)
Internal Standards						
1) 1,4-Dichlorobenzene-d4	3.797	152	210359	40.000	ng	-0.01
26) Naphthalene-d8	4.822	136	823409	40.000	ng	-0.02
45) Acenaphthene-d10	6.350	164	396022	40.000	ng	-0.01
69) Phenanthrene-d10	7.638	188	754504	40.000	ng	-0.01
86) Chrysene-d12	10.656	240	636716	40.000	ng	-0.02
93) Perylene-d12	13.936	264	717785	40.000	ng	-0.02
System Monitoring Compounds						
6) % 2-Fluorophenol	2.915	112	212266	33.625	ng	-0.01
Spiked Amount 75.000	Range 30 - 130		Recovery	=	44.83%	
7) % Phenol-d5	3.530	99	256613	33.286	ng	-0.01
Spiked Amount 75.000	Range 30 - 130		Recovery	=	44.39%	
24) % Nitrobenzene-d5	4.251	82	215998	32.466	ng	-0.01
Spiked Amount 50.000	Range 30 - 130		Recovery	=	64.94%	
48) % 2-Fluorobiphenyl	5.752	172	463392	31.333	ng	-0.01
Spiked Amount 50.000	Range 30 - 130		Recovery	=	62.66%	
70) % 2,4,6-Tribromophenol	7.045	62	39100	34.694	ng	-0.02
Spiked Amount 75.000	Range 30 - 130		Recovery	=	46.25%	
85) % Terphenyl-d14	9.134	244	528683	30.740	ng	-0.01
Spiked Amount 50.000			Recovery	=	61.48%	
Target Compounds						Qvalue
2) N-Nitrosodimethylamine	2.199	74	113137	30.979	ng	95
3) Pyridine	2.205	79	206916	30.100	ng	98
8) Phenol	3.540	94	246319	32.347	ng	98
9) Bis(2-chloroethyl)ether	3.604	63	157973	31.016	ng	95
10) Aniline	3.578	93	320408	33.304	ng	99
12) 2-Chlorophenol	3.663	128	223305	32.830	ng	99
13) 1,3-Dichlorobenzene	3.770	146	238101	30.726	ng	99
14) 1,4-Dichlorobenzene	3.807	146	245521	30.851	ng	98
16) 1,2-Dichlorobenzene	3.957	146	228792	30.850	ng	99
17) 2-Methylphenol (o-cresol)	3.994	107	166166	33.872	ng	98
18) Bis(2-chloroisopropyl)...	4.010	45	269517	29.634	ng	95
19) N-Nitrosodi-n-propylamine	4.128	70	132563	31.880	ng	97
20) 3&4-Methylphenol (m&p-...	4.101	107	232135	32.768	ng #	54
21) Acetophenone	4.117	105	270483	30.222	ng	77
23) Hexachloroethane	4.192	117	90590	30.539	ng	97
25) Nitrobenzene	4.267	77	201619	31.383	ng	99
27) Isophorone	4.438	82	365141	31.272	ng	99
28) 2-Nitrophenol	4.523	81	43182	36.382	ng	95
29) 2,4-Dimethylphenol	4.534	107	191631	35.176	ng	98
30) Bis(2-chloroethoxy)met...	4.614	93	216359	30.447	ng	99
31) Benzoic Acid	4.609	105	115415	27.721	ng	97
32) 2,4-Dichlorophenol	4.710	162	179453	34.196	ng	98
33) 1,2,4-Trichlorobenzene	4.785	180	179198	30.861	ng	99
36) Naphthalene	4.844	128	603104	30.564	ng	100
37) 4-Chloroaniline	4.897	65	71690	34.807	ng	99
40) Hexachlorobutadiene	4.983	225	101063	30.536	ng	99
41) 4-Chloro-3-methylphenol	5.303	107	167684	34.051	ng	100
42) 2-Methylnaphthalene	5.426	142	396649	29.744	ng	100
43) Hexachlorocyclopentadiene	5.613	237	116679	27.984	ng	98
44) 1,2,4,5-Tetrachloroben...	5.602	216	199372	31.194	ng	99
46) 2,4,6-Trichlorophenol	5.693	196	121849	34.304	ng	98
47) 2,4,5-Trichlorophenol	5.731	196	132548	36.340	ng	99
49) 2-Chloronaphthalene	5.848	162	369809	31.039	ng	99
50) 4-Nitroaniline	5.966	65	111357	35.277	ng	95

Quantitation Report (QT Reviewed)

Data Path : H:\SV2019\CHEM19\11NOV\16\
Data File : 1116_03.D
Acq On : 16 Nov 2019 3:44 am
Operator :
Client ID : CCAL 30
Lab ID : 30PPM 8270; 94E
ALS Vial : 2 Sample Multiplier: 1

Quant Time: Nov 16 04:09:40 2019
Quant Method : H:\SV2019\CHEM19\METHODS\19_SPLIT_1112.M
Quant Title : Semivolatiles by GC/MS - EPA Method 625/8270
QLast Update : Fri Nov 15 10:16:38 2019
Response via : Initial Calibration

Compound	R.T.	QIon	Response	Conc Units	Dev(Min)
52) Dimethylphthalate	6.131	163	422876	32.173 ng	100
53) 2,6-Dinitrotoluene	6.201	165	96294	33.822 ng	96
54) Acenaphthylene	6.217	152	605688	32.167 ng	99
55) 3-Nitroaniline	6.329	138	86607	33.360 ng	98
56) Acenaphthene	6.377	154	360735	30.977 ng	100
57) 2,4-Dinitrophenol	6.414	184	46683	31.644 ng	96
58) Dibenzofuran	6.516	168	534430	30.823 ng	98
59) 2,4-Dinitrotoluene	6.543	165	127023	35.095 ng	96
60) 4-Nitrophenol	6.468	65	80243	35.868 ng	98
62) Diethyl phthalate	6.740	149	414099	31.477 ng	99
63) Fluorene	6.815	166	455602	32.799 ng	99
64) 4-Chlorophenyl phenyl ...	6.804	204	200165	31.869 ng	98
65) 2-Nitroaniline	6.869	108	46037	27.809 ng	96
66) 4,6-Dinitro-2-methylph...	6.901	198	68314	32.238 ng	96
67) N-Nitrosodiphenylamine	6.917	169	326524	32.869 ng	99
68) Azobenzene	6.938	77	427087	29.945 ng	100
71) 4-Bromophenyl phenyl e...	7.232	248	121108	31.742 ng	100
72) Hexachlorobenzene	7.371	142	50496	30.752 ng	97
74) Pentachlorophenol	7.531	266	58837	25.737 ng	98
75) Pentachloronitrobenzene	7.595	214	37871	31.333 ng	97
77) Phenanthrene	7.659	178	632636	31.129 ng	99
78) Anthracene	7.697	178	639498	31.276 ng	100
79) Carbazole	7.841	167	586240	30.635 ng	99
80) Di-n-butylphthalate	8.151	149	702525	31.418 ng	100
82) Fluoranthene	8.744	202	706544	32.089 ng	99
84) Pyrene	8.984	202	698988	31.270 ng	99
87) Benzyl butyl phthalate	9.769	149	318958	33.014 ng	100
88) Bis(2-ethylhexyl)phtha...	10.720	149	420532	32.761 ng	100
89) Benz(a)anthracene	10.624	228	628198	31.720 ng	100
90) Chrysene	10.699	228	609663	31.208 ng	99
91) Di-n-octylphthalate	12.024	149	731790	34.774 ng	100
92) 3,3'-dichlorobenzidine	10.608	252	193288	30.264 ng	99
94) Benzo(b)fluoranthene	12.932	252	657583	31.745 ng	99
95) Benzo(k)fluoranthene	12.991	252	636689	32.303 ng	99
96) Benzo(a)pyrene	13.771	252	579129	32.997 ng	100
97) Indeno(1,2,3-cd)pyrene	16.447	276	597740	32.546 ng	100
98) Dibenz(a,h)anthracene	16.485	278	594010	31.799 ng	99
99) Benzo(ghi)perylene	16.848	276	596880	31.538 ng	100

(#)out of range (m)manual integration reviewed by analyst (+)signals summed

Quantitation Report (QT Reviewed)

Data Path : H:\SV2019\CHEM19\11NOV\16\
Data File : 1116_03.D
Acq On : 16 Nov 2019 3:44 am
Operator :
Client ID : CCAL 30
Lab ID : 30PPM 8270; 94E
ALS Vial : 2 Sample Multiplier: 1

Quant Time: Nov 16 04:09:40 2019
Quant Method : H:\SV2019\CHEM19\METHODS\19_SPLIT_1112.M
Quant Title : Semivolatiles by GC/MS - EPA Method 625/8270
QLast Update : Fri Nov 15 10:16:38 2019
Response via : Initial Calibration

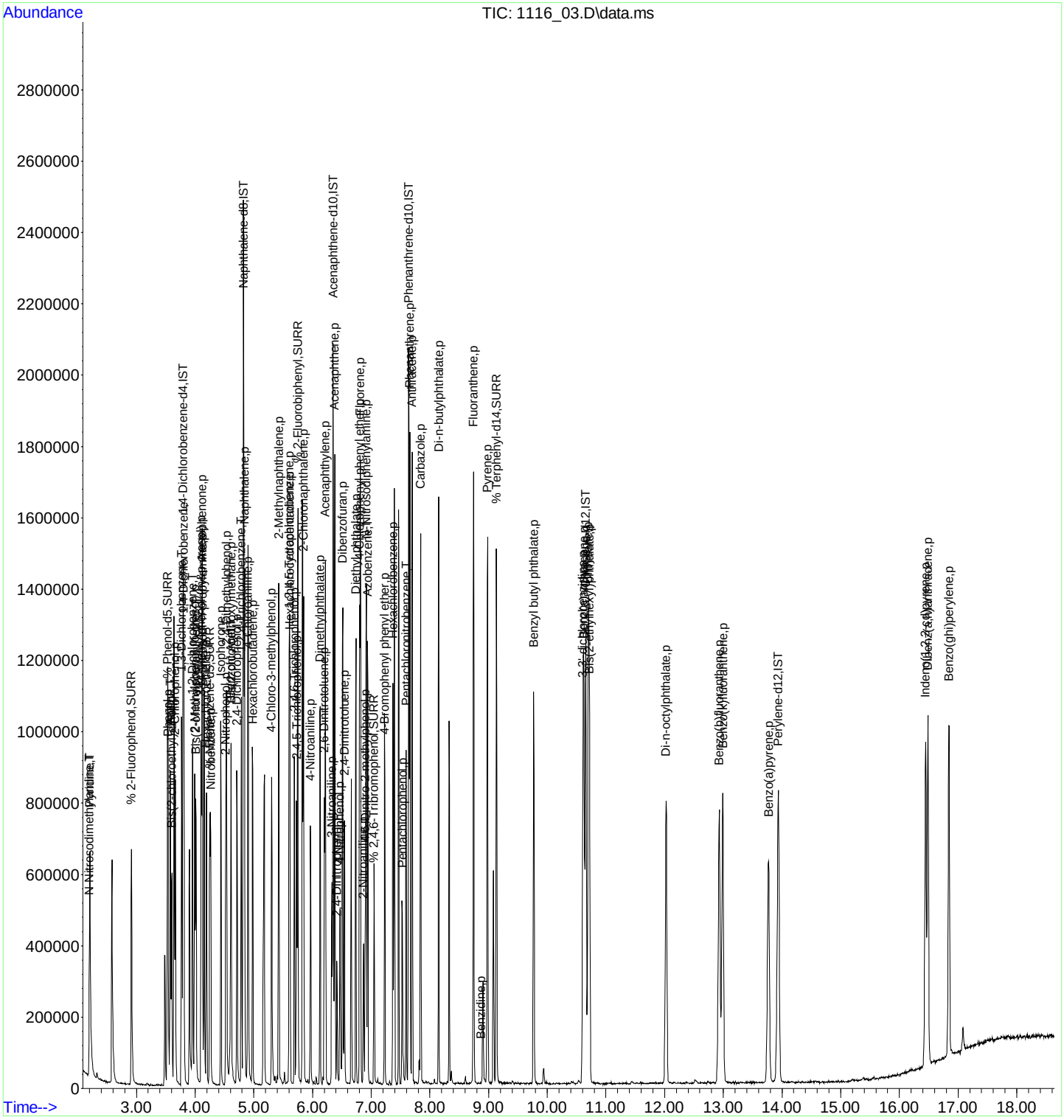

7B
SEMIVOLATILE ENDING CALIBRATION CHECK

Lab Name: Phoenix Environmental Labs Client: NETC

Lab Code: Phoenix Case No.: SAS No.: SDG No.: GCE61964

Instrument: CHEM19 Calibration Date: 11/16/19 Time: 13:41

Lab File Id: 1116_28.D Init. Calib. Date(s): 11/09/19 11/13/19

Heated Purge (Y/N): n.a. Init. Calib. Times: 02:46 02:36

GC Column: RTX-5MS Method File: 19_SPLIT_1112.M

COMPOUND	RRF	RRF30	RRF MIN	%D	% D LIMITS
N-Nitrosodimethylamine	0.694	0.689	0.010	0.7	50
Pyridine	1.307	1.208	0.010	7.6	50
Phenol	1.448	1.575	0.010	-8.8	50
Bis(2-chloroethyl)ether	0.968	1.030	0.010	-6.4	50
Aniline	1.829	2.053	0.010	-12.2	50
2-Chlorophenol	1.293	1.400	0.010	-8.3	50
1,3-Dichlorobenzene	1.474	1.465	0.010	0.6	50
1,4-Dichlorobenzene	1.513	1.539	0.010	-1.7	50
1,2-Dichlorobenzene	1.410	1.439	0.010	-2.1	50
2-Methylphenol (o-cresol)	0.933	1.059	0.010	-13.5	50
Bis(2-chloroisopropyl)ether	1.729	1.762	0.010	-1.9	50
N-Nitrosodi-n-propylamine	0.791	0.881	0.010	-11.4	50
3&4-Methylphenol (m&p-cresol)	1.347	1.508	0.010	-12.0	50
Acetophenone	1.702	1.782	0.010	-4.7	50
Hexachloroethane	0.564	0.547	0.010	3.0	50
Nitrobenzene	1.222	1.308	0.010	-7.0	50
Isophorone	0.567	0.588	0.010	-3.7	50
2-Nitrophenol	0.058	0.070	0.010	-20.7	50
2,4-Dimethylphenol	0.265	0.298	0.010	-12.5	50
Bis(2-chloroethoxy)methane	0.345	0.354	0.010	-2.6	50
Benzoic Acid q	30	29.27		2.4	20
2,4-Dichlorophenol	0.255	0.291	0.010	-14.1	50
1,2,4-Trichlorobenzene	0.282	0.287	0.010	-1.8	50
Naphthalene	0.959	0.977	0.010	-1.9	50
4-Chloroaniline	0.100	0.120	0.010	-20.0	50
Hexachlorobutadiene	0.161	0.164	0.010	-1.9	50
4-Chloro-3-methylphenol	0.239	0.276	0.010	-15.5	50
2-Methylnaphthalene	0.648	0.638	0.010	1.5	50
Hexachlorocyclopentadiene	0.203	0.156	0.010	23.2	50
1,2,4,5-Tetrachlorobenzene	0.310	0.326	0.010	-5.2	50
2,4,6-Trichlorophenol	0.359	0.398	0.010	-10.9	50
2,4,5-Trichlorophenol	0.368	0.444	0.010	-20.7	50
2-Chloronaphthalene	1.203	1.226	0.010	-1.9	50
4-Nitroaniline	0.319	0.366	0.010	-14.7	50
Dimethylphthalate	1.328	1.409	0.010	-6.1	50

(*) Recommended RRF not met (+) %D exceeds criteria % (#) %D exceeds (maximum) criteria

%D: 10% of target compounds are allowed to be above criteria %, but must be less than the (maximum) %D

(*) Recommended RRF not met. (#) Maximum %D not met.

7B
SEMIVOLATILE ENDING CALIBRATION CHECK

Lab Name: Phoenix Environmental Labs Client: NETC

Lab Code: Phoenix Case No.: SAS No.: SDG No.: GCE61964

Instrument: CHEM19 Calibration Date: 11/16/19 Time: 13:41

Lab File Id: 1116_28.D Init. Calib. Date(s): 11/09/19 11/13/19

Heated Purge (Y/N): n.a. Init. Calib. Times: 02:46 02:36

GC Column: RTX-5MS Method File: 19_SPLIT_1112.M

COMPOUND		RRF	RRF30	RRF MIN	%D	% D LIMITS
2,6-Dinitrotoluene		0.288	0.319	0.010	-10.8	50
Acenaphthylene		1.902	2.013	0.010	-5.8	50
3-Nitroaniline		0.262	0.284	0.010	-8.4	50
Acenaphthene		1.176	1.206	0.010	-2.6	50
2,4-Dinitrophenol	q	30	27.09		9.7	20
Dibenzofuran		1.751	1.796	0.010	-2.6	50
2,4-Dinitrotoluene		0.366	0.422	0.010	-15.3	50
4-Nitrophenol		0.226	0.277	0.010	-22.6	50
Diethyl phthalate		1.329	1.389	0.010	-4.5	50
Fluorene		1.403	1.522	0.010	-8.5	50
4-Chlorophenyl phenyl ether		0.634	0.684	0.010	-7.9	50
2-Nitroaniline		0.167	0.170	0.010	-1.8	50
4,6-Dinitro-2-methylphenol	q	30	29.07		3.1	20
N-Nitrosodiphenylamine		1.003	1.073	0.010	-7.0	50
Azobenzene		1.441	1.601	0.010	-11.1	50
4-Bromophenyl phenyl ether		0.202	0.220	0.010	-8.9	50
Hexachlorobenzene		0.087	0.090	0.010	-3.4	50
Pentachlorophenol	q	30	29.40		2.0	20
Pentachloronitrobenzene		0.064	0.067	0.010	-4.7	50
Phenanthrene		1.077	1.121	0.010	-4.1	50
Anthracene		1.084	1.143	0.010	-5.4	50
Carbazole		1.015	1.031	0.010	-1.6	50
Di-n-butylphthalate		1.185	1.271	0.010	-7.3	50
Fluoranthene		1.167	1.278	0.010	-9.5	50
Pyrene		1.185	1.254	0.010	-5.8	50
Benzyl butyl phthalate		0.607	0.658	0.010	-8.4	50
Bis(2-ethylhexyl)phthalate		0.806	0.906	0.010	-12.4	50
Benz(a)anthracene		1.244	1.320	0.010	-6.1	50
Chrysene		1.227	1.276	0.010	-4.0	50
Di-n-octylphthalate		1.322	1.599	0.010	-21.0	50
3,3'-dichlorobenzidine		0.401	0.404	0.010	-0.7	50
Benzo(b)fluoranthene		1.154	1.242	0.010	-7.6	50
Benzo(k)fluoranthene		1.098	1.135	0.010	-3.4	50
Benzo(a)pyrene		0.978	1.054	0.010	-7.8	50
Indeno(1,2,3-cd)pyrene		1.023	1.114	0.010	-8.9	50

(*) Recommended RRF not met (+) %D exceeds criteria % (#) %D exceeds (maximum) criteria

%D: 10% of target compounds are allowed to be above criteria %, but must be less than the (maximum) %D

(*) Recommended RRF not met. (#) Maximum %D not met.

7B
SEMIVOLATILE ENDING CALIBRATION CHECK

Lab Name: Phoenix Environmental Labs Client: NETC

Lab Code: Phoenix Case No.: SAS No.: SDG No.: GCE61964

Instrument: CHEM19 Calibration Date: 11/16/19 Time: 13:41

Lab File Id: 1116_28.D Init. Calib. Date(s): 11/09/19 11/13/19

Heated Purge (Y/N): n.a. Init. Calib. Times: 02:46 02:36

GC Column: RTX-5MS Method File: 19_SPLIT_1112.M

COMPOUND	RRF	RRF30	RRF MIN	%D	% D LIMITS
Dibenz(a,h)anthracene	1.041	1.113	0.010	-6.9	50
Benzo(ghi)perylene	1.055	1.092	0.010	-3.5	50
% 2-Fluorophenol	1.200	1.262	0.010	-5.2	50
% Phenol-d5	1.466	1.626	0.010	-10.9	50
% Nitrobenzene-d5	1.265	1.364	0.010	-7.8	50
% 2-Fluorobiphenyl	1.494	1.563	0.010	-4.6	50
% 2,4,6-Tribromophenol	0.060	0.073	0.010	-21.7	50
% Terphenyl-d14	0.912	0.983	0.010	-7.8	50

(*) Recommended RRF not met (+) %D exceeds criteria % (#) %D exceeds (maximum) criteria

%D: 10% of target compounds are allowed to be above criteria %, but must be less than the (maximum) %D

(*) Recommended RRF not met. (#) Maximum %D not met.

Evaluate Continuing Calibration Report

Data Path : H:\SV2019\CHEM19\11NOV\16\
Data File : 1116_28.D
Acq On : 16 Nov 2019 1:41 pm
Operator :
Client ID : CCAL 30
Lab ID : 30PPM 8270; 94E
ALS Vial : 28 Sample Multiplier: 1

Quant Time: Nov 18 09:06:55 2019
Quant Method : H:\SV2019\CHEM19\METHODS\19_SPLIT_1112.M
Quant Title : Semivolatiles by GC/MS - EPA Method 625/8270
QLast Update : Mon Nov 18 08:45:47 2019
Response via : Initial Calibration

Note: Curves (l,lf,q,qf) display calculated concentration.
Min. RRF : 0.050 Min. Rel. Area : 50% Max. R.T. Dev 0.50min
Max. RRF Dev : 20% Max. Rel. Area : 200%

		Compound	Amount	Calc.	%Dev	Area%	Dev(min)
1	ISTD	1,4-Dichlorobenzene-d4	40.000	40.000	0.0	96	
2	T	N-Nitrosodimethylamine	30.000	29.759	0.8		
3	T	Pyridine	30.000	27.731	7.6		
6	SURR	% 2-Fluorophenol	30.000	31.549	-5.2		
7	SURR	% Phenol-d5	30.000	33.275	-10.9		
8	p	Phenol	30.000	32.633	-8.8		
9	p	Bis(2-chloroethyl)ether	30.000	31.900	-6.3		
10	T	Aniline	30.000	33.660	-12.2		
12	p	2-Chlorophenol	30.000	32.475	-8.3		
13	T	1,3-Dichlorobenzene	30.000	29.823	0.6		
14		1,4-Dichlorobenzene	30.000	30.519	-1.7		
16	T	1,2-Dichlorobenzene	30.000	30.607	-2.0		
17	p	2-Methylphenol (o-cresol)	30.000	34.042	-13.5		
18	T	Bis(2-chloroisopropyl)ether	30.000	30.564	-1.9		
19	p	N-Nitrosodi-n-propylamine	30.000	33.445	-11.5		
20	p	3&4-Methylphenol (m&p-creso	30.000	33.595	-12.0		
21	p	Acetophenone	30.000	31.410	-4.7		
23	p	Hexachloroethane	30.000	29.077	3.1		
24	SURR	% Nitrobenzene-d5	30.000	32.354	-7.8		
25	p	Nitrobenzene	30.000	32.114	-7.0		
26	ISTD	Naphthalene-d8	40.000	40.000	0.0	104	
27	p	Isophorone	30.000	31.115	-3.7		
28	p	2-Nitrophenol	30.000	36.181	-20.6#		
29	p	2,4-Dimethylphenol	30.000	33.748	-12.5		
30	p	Bis(2-chloroethoxy)methane	30.000	30.751	-2.5		
31	q	Benzoic Acid	30.000	29.266	2.4		
32	p	2,4-Dichlorophenol	30.000	34.274	-14.2		
33	T	1,2,4-Trichlorobenzene	30.000	30.477	-1.6		
36	p	Naphthalene	30.000	30.564	-1.9		
37	p	4-Chloroaniline	30.000	35.863	-19.5		
40	p	Hexachlorobutadiene	30.000	30.627	-2.1		
41	p	4-Chloro-3-methylphenol	30.000	34.616	-15.4		
42	p	2-Methylnaphthalene	30.000	29.548	1.5		
43	p	Hexachlorocyclopentadiene	30.000	23.165	22.8#		
44	p	1,2,4,5-Tetrachlorobenzene	30.000	31.488	-5.0		
45	ISTD	Acenaphthene-d10	40.000	40.000	0.0	110	
46	p	2,4,6-Trichlorophenol	30.000	33.299	-11.0		
47	p	2,4,5-Trichlorophenol	30.000	36.141	-20.5#		
48	SURR	% 2-Fluorobiphenyl	30.000	31.388	-4.6		
49	p	2-Chloronaphthalene	30.000	30.564	-1.9		
50	p	4-Nitroaniline	30.000	34.478	-14.9		
52	p	Dimethylphthalate	30.000	31.849	-6.2		
53	p	2,6-Dinitrotoluene	30.000	33.298	-11.0		
54	p	Acenaphthylene	30.000	31.748	-5.8		
55	p	3-Nitroaniline	30.000	32.466	-8.2		
56	p	Acenaphthene	30.000	30.747	-2.5		
57	q	2,4-Dinitrophenol	30.000	27.091	9.7		
58	p	Dibenzofuran	30.000	30.760	-2.5		
59	p	2,4-Dinitrotoluene	30.000	34.624	-15.4		
60	p	4-Nitrophenol	30.000	36.711	-22.4#		
62	p	Diethyl phthalate	30.000	31.349	-4.5		

Evaluate Continuing Calibration Report

Data Path : H:\SV2019\CHEM19\11NOV\16\
Data File : 1116_28.D
Acq On : 16 Nov 2019 1:41 pm
Operator :
Client ID : CCAL 30
Lab ID : 30PPM 8270; 94E
ALS Vial : 28 Sample Multiplier: 1

Quant Time: Nov 18 09:06:55 2019
Quant Method : H:\SV2019\CHEM19\METHODS\19_SPLIT_1112.M
Quant Title : Semivolatiles by GC/MS - EPA Method 625/8270
QLast Update : Mon Nov 18 08:45:47 2019
Response via : Initial Calibration

Note: Curves (l,lf,q,qf) display calculated concentration.
Min. RRF : 0.050 Min. Rel. Area : 50% Max. R.T. Dev 0.50min
Max. RRF Dev : 20% Max. Rel. Area : 200%

		Compound	Amount	Calc.	%Dev	Area%	Dev(min)
63	p	Fluorene	30.000	32.535	-8.4		
64	p	4-Chlorophenyl phenyl ether	30.000	32.351	-7.8		
65	p	2-Nitroaniline	30.000	30.488	-1.6		
66	q	4,6-Dinitro-2-methylphenol	30.000	29.073	3.1		
67	p	N-Nitrosodiphenylamine	30.000	32.081	-6.9		
68	T	Azobenzene	30.000	33.347	-11.2		
69	ISTD	Phenanthrene-d10	40.000	40.000	0.0	111	
70	SURR	% 2,4,6-Tribromophenol	30.000	36.566	-21.9#		
71	p	4-Bromophenyl phenyl ether	30.000	32.668	-8.9		
72	p	Hexachlorobenzene	30.000	31.030	-3.4		
74	q	Pentachlorophenol	30.000	29.403	2.0		
75	T	Pentachloronitrobenzene	30.000	31.578	-5.3		
77	p	Phenanthrene	30.000	31.216	-4.1		
78	p	Anthracene	30.000	31.622	-5.4		
79	p	Carbazole	30.000	30.480	-1.6		
80	p	Di-n-butylphthalate	30.000	32.159	-7.2		
82	p	Fluoranthene	30.000	32.839	-9.5		
83	p	Benzidine	-1.000	0.005	0.0		
84	p	Pyrene	30.000	31.744	-5.8		
85	SURR	% Terphenyl-d14	30.000	32.339	-7.8		
86	ISTD	Chrysene-d12	40.000	40.000	0.0	113	
87	p	Benzyl butyl phthalate	30.000	32.522	-8.4		
88	p	Bis(2-ethylhexyl)phthalate	30.000	33.690	-12.3		
89	p	Benz(a)anthracene	30.000	31.830	-6.1		
90	p	Chrysene	30.000	31.183	-3.9		
91	p	Di-n-octylphthalate	30.000	36.294	-21.0#		
92	p	3,3'-dichlorobenzidine	30.000	30.232	-0.8		
93	ISTD	Perylene-d12	40.000	40.000	0.0	119	
94	p	Benzo(b)fluoranthene	30.000	32.274	-7.6		
95	p	Benzo(k)fluoranthene	30.000	30.999	-3.3		
96	p	Benzo(a)pyrene	30.000	32.315	-7.7		
97	p	Indeno(1,2,3-cd)pyrene	30.000	32.655	-8.9		
98	p	Dibenz(a,h)anthracene	30.000	32.088	-7.0		
99	p	Benzo(ghi)perylene	30.000	31.057	-3.5		

(#)=Out of Range l=linear, lf=liner(0,0), q=quadratic, qf=quadratic(0,0)
Laboratory Warning Limits Out = 0

Quantitation Report (QT Reviewed)

Data Path : H:\SV2019\CHEM19\11NOV\16\
Data File : 1116_28.D
Acq On : 16 Nov 2019 1:41 pm
Operator :
Client ID : CCAL 30
Lab ID : 30PPM 8270; 94E
ALS Vial : 28 Sample Multiplier: 1

Quant Time: Nov 18 09:06:55 2019
Quant Method : H:\SV2019\CHEM19\METHODS\19_SPLIT_1112.M
Quant Title : Semivolatiles by GC/MS - EPA Method 625/8270
QLast Update : Mon Nov 18 08:45:47 2019
Response via : Initial Calibration

Compound	R.T.	QIon	Response	Conc	Units		Dev(Min)
Internal Standards							
1) 1,4-Dichlorobenzene-d4	3.797	152	280785	40.000	ng		0.00
26) Naphthalene-d8	4.828	136	1135696	40.000	ng		0.00
45) Acenaphthene-d10	6.350	164	560426	40.000	ng		0.00
69) Phenanthrene-d10	7.643	188	1055849	40.000	ng		0.00
86) Chrysene-d12	10.662	240	928989	40.000	ng		0.00
93) Perylene-d12	13.947	264	1081522	40.000	ng		0.00
System Monitoring Compounds							
6) % 2-Fluorophenol	2.915	112	265841	31.549	ng		0.00
Spiked Amount 75.000	Range 30 - 130		Recovery	=	42.07%		
7) % Phenol-d5	3.530	99	342409	33.275	ng		0.00
Spiked Amount 75.000	Range 30 - 130		Recovery	=	44.37%		
24) % Nitrobenzene-d5	4.251	82	287314	32.354	ng		0.00
Spiked Amount 50.000	Range 30 - 130		Recovery	=	64.70%		
48) % 2-Fluorobiphenyl	5.752	172	656901	31.388	ng		0.00
Spiked Amount 50.000	Range 30 - 130		Recovery	=	62.78%		
70) % 2,4,6-Tribromophenol	7.050	62	57669	36.566	ng		0.00
Spiked Amount 75.000	Range 30 - 130		Recovery	=	48.76%		
85) % Terphenyl-d14	9.134	244	778310	32.339	ng		0.00
Spiked Amount 50.000			Recovery	=	64.68%		
Target Compounds							Qvalue
2) N-Nitrosodimethylamine	2.194	74	145069	29.759	ng		94
3) Pyridine	2.205	79	254448	27.731	ng		98
8) Phenol	3.540	94	331693	32.633	ng		97
9) Bis(2-chloroethyl)ether	3.604	63	216865	31.900	ng		94
10) Aniline	3.578	93	432245	33.660	ng		100
12) 2-Chlorophenol	3.663	128	294841	32.475	ng		98
13) 1,3-Dichlorobenzene	3.770	146	308475	29.823	ng		99
14) 1,4-Dichlorobenzene	3.807	146	324199	30.519	ng		99
16) 1,2-Dichlorobenzene	3.957	146	302985	30.607	ng		99
17) 2-Methylphenol (o-cresol)	3.994	107	222912	34.042	ng		98
18) Bis(2-chloroisopropyl)...	4.010	45	371030	30.564	ng		96
19) N-Nitrosodi-n-propylamine	4.128	70	185630	33.445	ng		99
20) 3&4-Methylphenol (m&p-...	4.101	107	317666	33.595	ng	#	54
21) Acetophenone	4.117	105	375225	31.410	ng		79
23) Hexachloroethane	4.192	117	115129	29.077	ng		96
25) Nitrobenzene	4.267	77	275387	32.114	ng		99
27) Isophorone	4.438	82	501097	31.115	ng		99
28) 2-Nitrophenol	4.523	81	59230	36.181	ng		97
29) 2,4-Dimethylphenol	4.534	107	253575	33.748	ng		97
30) Bis(2-chloroethoxy)met...	4.614	93	301404	30.751	ng		99
31) Benzoic Acid	4.620	105	167954	29.266	ng		98
32) 2,4-Dichlorophenol	4.716	162	248078	34.274	ng		99
33) 1,2,4-Trichlorobenzene	4.785	180	244086	30.477	ng		100
36) Naphthalene	4.844	128	831821	30.564	ng		100
37) 4-Chloroaniline	4.897	65	101879	35.863	ng		97
40) Hexachlorobutadiene	4.983	225	139808	30.627	ng		98
41) 4-Chloro-3-methylphenol	5.309	107	235117	34.616	ng		99
42) 2-Methylnaphthalene	5.426	142	543468	29.548	ng		99
43) Hexachlorocyclopentadiene	5.613	237	133218	23.165	ng		98
44) 1,2,4,5-Tetrachloroben...	5.608	216	277578	31.488	ng		98
46) 2,4,6-Trichlorophenol	5.693	196	167385	33.299	ng		99
47) 2,4,5-Trichlorophenol	5.731	196	186549	36.141	ng		99
49) 2-Chloronaphthalene	5.848	162	515314	30.564	ng		98
50) 4-Nitroaniline	5.966	65	154018	34.478	ng		94

Quantitation Report (QT Reviewed)

Data Path : H:\SV2019\CHEM19\11NOV\16\
Data File : 1116_28.D
Acq On : 16 Nov 2019 1:41 pm
Operator :
Client ID : CCAL 30
Lab ID : 30PPM 8270; 94E
ALS Vial : 28 Sample Multiplier: 1

Quant Time: Nov 18 09:06:55 2019
Quant Method : H:\SV2019\CHEM19\METHODS\19_SPLIT_1112.M
Quant Title : Semivolatiles by GC/MS - EPA Method 625/8270
QLast Update : Mon Nov 18 08:45:47 2019
Response via : Initial Calibration

Compound	R.T.	QIon	Response	Conc Units	Dev(Min)
52) Dimethylphthalate	6.131	163	592402	31.849 ng	99
53) 2,6-Dinitrotoluene	6.206	165	134157	33.298 ng	97
54) Acenaphthylene	6.222	152	845963	31.748 ng	100
55) 3-Nitroaniline	6.329	138	119277	32.466 ng	95
56) Acenaphthene	6.377	154	506706	30.747 ng	100
57) 2,4-Dinitrophenol	6.420	184	55634	27.091 ng	99
58) Dibenzofuran	6.516	168	754735	30.760 ng	97
59) 2,4-Dinitrotoluene	6.548	165	177342	34.624 ng	98
60) 4-Nitrophenol	6.473	65	116223	36.711 ng	96
62) Diethyl phthalate	6.740	149	583633	31.349 ng	100
63) Fluorene	6.815	166	639556	32.535 ng	100
64) 4-Chlorophenyl phenyl ...	6.804	204	287542	32.351 ng	99
65) 2-Nitroaniline	6.874	108	71424	30.488 ng	99
66) 4,6-Dinitro-2-methylph...	6.906	198	86532	29.073 ng	96
67) N-Nitrosodiphenylamine	6.917	169	451000	32.081 ng	100
68) Azobenzene	6.943	77	673053	33.347 ng	94
71) 4-Bromophenyl phenyl e...	7.232	248	174419	32.668 ng	99
72) Hexachlorobenzene	7.371	142	71303	31.030 ng	95
74) Pentachlorophenol	7.531	266	94877	29.403 ng	97
75) Pentachloronitrobenzene	7.595	214	53412	31.578 ng	99
77) Phenanthrene	7.659	178	887782	31.216 ng	99
78) Anthracene	7.702	178	904808	31.622 ng	99
79) Carbazole	7.846	167	816242	30.480 ng	100
80) Di-n-butylphthalate	8.151	149	1006293	32.159 ng	99
82) Fluoranthene	8.744	202	1011840	32.839 ng	100
84) Pyrene	8.984	202	992981	31.744 ng	100
87) Benzyl butyl phthalate	9.769	149	458434	32.522 ng	99
88) Bis(2-ethylhexyl)phtha...	10.720	149	630969	33.690 ng	100
89) Benz(a)anthracene	10.630	228	919720	31.830 ng	99
90) Chrysene	10.704	228	888790	31.183 ng	100
91) Di-n-octylphthalate	12.029	149	1114378	36.294 ng	100
92) 3,3'-dichlorobenzidine	10.608	252	281719	30.232 ng	99
94) Benzo(b)fluoranthene	12.937	252	1007348	32.274 ng	99
95) Benzo(k)fluoranthene	13.001	252	920602	30.999 ng	100
96) Benzo(a)pyrene	13.781	252	854559	32.315 ng	100
97) Indeno(1,2,3-cd)pyrene	16.458	276	903668	32.655 ng	99
98) Dibenz(a,h)anthracene	16.495	278	903169	32.088 ng	98
99) Benzo(ghi)perylene	16.853	276	885627	31.057 ng	99

(#)out of range (m)manual integration reviewed by analyst (+)signals summed

Quantitation Report (QT Reviewed)

Data Path : H:\SV2019\CHEM19\11NOV\16\
Data File : 1116_28.D
Acq On : 16 Nov 2019 1:41 pm
Operator :
Client ID : CCAL 30
Lab ID : 30PPM 8270; 94E
ALS Vial : 28 Sample Multiplier: 1

Quant Time: Nov 18 09:06:55 2019
Quant Method : H:\SV2019\CHEM19\METHODS\19_SPLIT_1112.M
Quant Title : Semivolatiles by GC/MS - EPA Method 625/8270
QLast Update : Mon Nov 18 08:45:47 2019
Response via : Initial Calibration

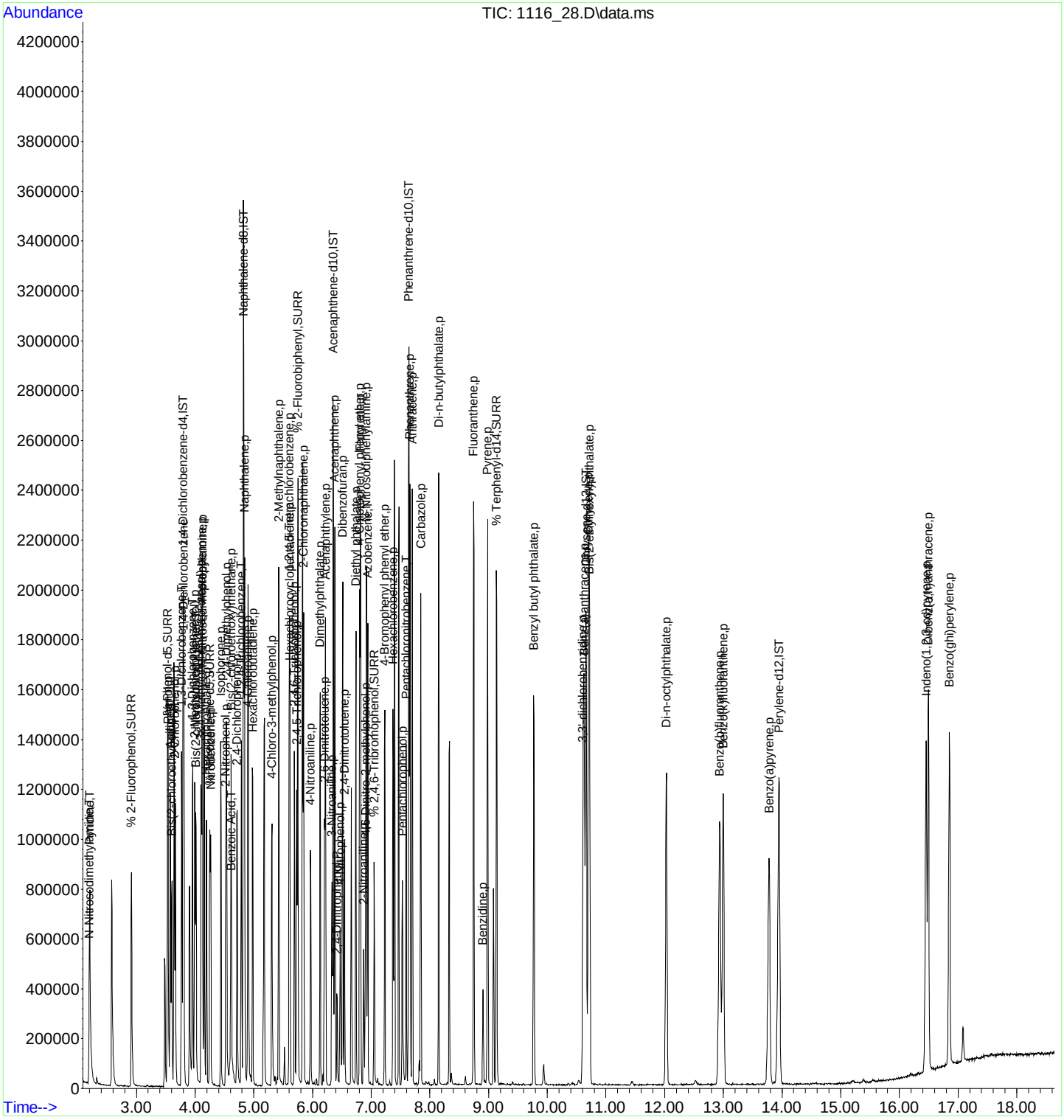

CLIENT ID

SEMIVOLATILE ORGANICS ANALYSIS DATA SHEET

CE61964 LCS

Client: NETC Lab: Phoenix Env. Labs

SDG No.: GCE61964 Lab Sample ID: CE61964 LCS

Sample wt/vol: 15.00 (g/mL) g Lab File ID: 1116_05.D

Concentrated Extract Volume: 1000 (uL) Date Received: 11/15/19

% Moisture: n.a. Date Extracted: 11/15/19

Instrument: CHEM19 Inj. Vol. 1.0 (uL) Date Analyzed: 11/16/19

GPC Cleanup:(Y/N) N pH: Dilution Factor: 1

Matrix: (soil/water) Soil CONCENTRATION UNITS:(ug/L or ug/Kg) ug/Kg

CAS NO.	COMPOUND	CONC.	Q	MDL	PQL	R
62-75-9	N-Nitrosodimethylamine	1248		94	94	r
110-86-1	Pyridine	697.3		82	82	r
108-95-2	Phenol	2310		110	110	r
111-44-4	Bis(2-chloroethyl)ether	1559		90	90	r
62-53-3	Aniline	1366		270	270	r
95-57-8	2-Chlorophenol	2110		95	95	r
541-73-1	1,3-Dichlorobenzene	1349		99	99	r
106-46-7	1,4-Dichlorobenzene	1398		99	99	r
95-50-1	1,2-Dichlorobenzene	1441		94	94	r
95-48-7	2-Methylphenol (o-cresol)	2527		160	160	r
39638-32-9	Bis(2-chloroisopropyl)ether	1462		93	93	r
621-64-7	N-Nitrosodi-n-propylamine	2166		110	110	r
HNX - M&P CRESO	3&4-Methylphenol (m&p-cresol)	2475		130	130	r
98-86-2	Acetophenone	1839		100	100	r
67-72-1	Hexachloroethane	1370		100	100	r
98-95-3	Nitrobenzene	1985		120	120	r
78-59-1	Isophorone	1985		93	93	r
88-75-5	2-Nitrophenol	2429		210	210	r
105-67-9	2,4-Dimethylphenol	2754		83	83	r
111-91-1	Bis(2-chloroethoxy)methane	2142		92	92	r
65-85-0	Benzoic Acid	1941		670	670	r
120-83-2	2,4-Dichlorophenol	2614		120	120	r
120-82-1	1,2,4-Trichlorobenzene	1931		100	100	r
91-20-3	Naphthalene	1928		96	96	r
106-47-8	4-Chloroaniline	2041		160	160	r
87-68-3	Hexachlorobutadiene	1790		120	120	r
59-50-7	4-Chloro-3-methylphenol	2832		120	120	r
91-57-6	2-Methylnaphthalene	2151		99	99	r
77-47-4	Hexachlorocyclopentadiene	1489		100	100	r
95-94-3	1,2,4,5-Tetrachlorobenzene	2129		120	120	r
88-06-2	2,4,6-Trichlorophenol	2757		110	110	r
95-95-4	2,4,5-Trichlorophenol	2945		180	180	r
91-58-7	2-Chloronaphthalene	2301		95	95	r
100-01-6	4-Nitroaniline	2754		110	110	r
131-11-3	Dimethylphthalate	2578		100	100	r
606-20-2	2,6-Dinitrotoluene	2689		110	110	r

FORM I SV

r=Result Reported U=Not Detected D=Reported Dilution E/J=Estimated Value X=Not Used S=Lab Solvent

CLIENT ID

SEMIVOLATILE ORGANICS ANALYSIS DATA SHEET

CE61964 LCS

Client: NETC Lab: Phoenix Env. Labs

SDG No.: GCE61964 Lab Sample ID: CE61964 LCS

Sample wt/vol: 15.00 (g/mL) g Lab File ID: 1116_05.D

Concentrated Extract Volume: 1000 (uL) Date Received: 11/15/19

% Moisture: n.a. Date Extracted: 11/15/19

Instrument: CHEM19 Inj. Vol. 1.0 (uL) Date Analyzed: 11/16/19

GPC Cleanup:(Y/N) N pH: Dilution Factor: 1

Matrix: (soil/water) Soil CONCENTRATION UNITS:(ug/L or ug/Kg) ug/Kg

CAS NO.	COMPOUND	CONC.	Q	MDL	PQL	R
208-96-8	Acenaphthylene	2279		93	93	r
99-09-2	3-Nitroaniline	3015		670	670	r
83-32-9	Acenaphthene	2412		100	100	r
51-28-5	2,4-Dinitrophenol	2174		230	230	r
132-64-9	Dibenzofuran	2435		97	97	r
121-14-2	2,4-Dinitrotoluene	2847		130	130	r
100-02-7	4-Nitrophenol	3098		150	150	r
84-66-2	Diethyl phthalate	2630		110	110	r
86-73-7	Fluorene	2541		110	110	r
7005-72-3	4-Chlorophenyl phenyl ether	2536		110	110	r
88-74-4	2-Nitroaniline	3646		230	230	r
534-52-1	4,6-Dinitro-2-methylphenol	2451		67	67	r
86-30-6	N-Nitrosodiphenylamine	2442		130	130	r
122-66-7	Azobenzene	2293		110	110	r
101-55-3	4-Bromophenyl phenyl ether	2607		98	98	r
118-74-1	Hexachlorobenzene	2618		97	97	r
87-86-5	Pentachlorophenol	2314		130	130	r
82-68-8	Pentachloronitrobenzene	2621		120	120	r
85-01-8	Phenanthrene	2557		95	95	r
120-12-7	Anthracene	2529		110	110	r
86-74-8	Carbazole	2651		130	130	r
84-74-2	Di-n-butylphthalate	2749		89	89	r
206-44-0	Fluoranthene	2565		110	110	r
92-87-5	Benzidine	200	U	200	200	r
129-00-0	Pyrene	2652		110	110	r
85-68-7	Benzyl butyl phthalate	2835		86	86	r
117-81-7	Bis(2-ethylhexyl)phthalate	2928		96	96	r
56-55-3	Benz(a)anthracene	2692		110	110	r
218-01-9	Chrysene	2648		110	110	r
117-84-0	Di-n-octylphthalate	3058		86	86	r
91-94-1	3,3'-dichlorobenzidine	2220		160	160	r
205-99-2	Benzo(b)fluoranthene	2559		110	110	r
207-08-9	Benzo(k)fluoranthene	2653		110	110	r
50-32-8	Benzo(a)pyrene	2666		110	110	r
193-39-5	Indeno(1,2,3-cd)pyrene	2652		110	110	r
53-70-3	Dibenz(a,h)anthracene	2672		110	110	r

FORM I SV

r=Result Reported U=Not Detected D=Reported Dilution E/J=Estimated Value X=Not Used S=Lab Solvent

CLIENT ID

SEMIVOLATILE ORGANICS ANALYSIS DATA SHEET

CE61964 LCS

Client: NETC Lab: Phoenix Env. Labs

SDG No.: GCE61964 Lab Sample ID: CE61964 LCS

Sample wt/vol: 15.00 (g/mL) g Lab File ID: 1116_05.D

Concentrated Extract Volume: 1000 (uL) Date Received: 11/15/19

% Moisture: n.a. Date Extracted: 11/15/19

Instrument: CHEM19 Inj. Vol. 1.0 (uL) Date Analyzed: 11/16/19

GPC Cleanup:(Y/N) N pH: Dilution Factor: 1

Matrix: (soil/water) Soil CONCENTRATION UNITS:(ug/L or ug/Kg) ug/Kg

CAS NO.	COMPOUND	CONC.	Q	MDL	PQL	R
191-24-2	Benzo(ghi)perylene	2426		110	110	r

FORM I SV

r=Result Reported U=Not Detected D=Reported Dilution E/J=Estimated Value X=Not Used S=Lab Solvent

Quantitation Report (QT Reviewed)

Data Path : H:\SV2019\CHEM19\11NOV\16\
Data File : 1116_05.D
Acq On : 16 Nov 2019 4:36 am
Operator :
Client ID : CE61964 LCS
Lab ID : CE61964 LCS
ALS Vial : 5 Sample Multiplier: 1

Quant Time: Nov 18 09:05:41 2019
Quant Method : H:\SV2019\CHEM19\METHODS\19_SPLIT_1112.M
Quant Title : Semivolatiles by GC/MS - EPA Method 625/8270
QLast Update : Mon Nov 18 08:45:47 2019
Response via : Initial Calibration

Compound	R.T.	QIon	Response	Conc	Units	Dev(Min)
Internal Standards						
1) 1,4-Dichlorobenzene-d4	3.797	152	240882	40.000	ng	0.00
26) Naphthalene-d8	4.828	136	952904	40.000	ng	0.00
45) Acenaphthene-d10	6.350	164	469683	40.000	ng	0.00
69) Phenanthrene-d10	7.638	188	877470	40.000	ng	0.00
86) Chrysene-d12	10.656	240	733258	40.000	ng	0.00
93) Perylene-d12	13.942	264	827288	40.000	ng	-0.01
System Monitoring Compounds						
6) % 2-Fluorophenol	2.921	112	290323	40.162	ng	0.00
Spiked Amount 75.000	Range 30 - 130		Recovery	=	53.55%	
7) % Phenol-d5	3.535	99	435808	49.367	ng	0.00
Spiked Amount 75.000	Range 30 - 130		Recovery	=	65.83%	
24) % Nitrobenzene-d5	4.251	82	220278	28.914	ng	0.00
Spiked Amount 50.000	Range 30 - 130		Recovery	=	57.82%	
48) % 2-Fluorobiphenyl	5.752	172	581983	33.181	ng	0.00
Spiked Amount 50.000	Range 30 - 130		Recovery	=	66.36%	
70) % 2,4,6-Tribromophenol	7.050	62	84400	64.395	ng	0.00
Spiked Amount 75.000	Range 30 - 130		Recovery	=	85.85%	
85) % Terphenyl-d14	9.134	244	692595	34.628	ng	0.00
Spiked Amount 50.000			Recovery	=	69.26%	
Target Compounds						Qvalue
2) N-Nitrosodimethylamine	2.200	74	78289	18.721	ng	94
3) Pyridine	2.216	79	82340	10.460	ng	100
8) Phenol	3.540	94	302143	34.650	ng	97
9) Bis(2-chloroethyl)ether	3.605	63	136390	23.386	ng	99
10) Aniline	3.578	93	225656	20.483	ng	97
12) 2-Chlorophenol	3.663	128	246564	31.656	ng	97
13) 1,3-Dichlorobenzene	3.770	146	179504	20.229	ng	100
14) 1,4-Dichlorobenzene	3.808	146	191152	20.975	ng	97
16) 1,2-Dichlorobenzene	3.957	146	183550	21.613	ng	99
17) 2-Methylphenol (o-cresol)	3.995	107	212891	37.898	ng	86
18) Bis(2-chloroisopropyl)...	4.011	45	228345	21.926	ng	85
19) N-Nitrosodi-n-propylamine	4.128	70	154682	32.485	ng	99
20) 3&4-Methylphenol (m&p-...	4.101	107	301114	37.119	ng #	64
21) Acetophenone	4.117	105	282715	27.586	ng #	73
23) Hexachloroethane	4.192	117	69778	20.543	ng	99
25) Nitrobenzene	4.267	77	219008	29.770	ng	99
27) Isophorone	4.438	82	402263	29.770	ng	99
28) 2-Nitrophenol	4.523	81	50052	36.439	ng	94
29) 2,4-Dimethylphenol	4.534	107	260407	41.305	ng	99
30) Bis(2-chloroethoxy)met...	4.614	93	264277	32.136	ng	99
31) Benzoic Acid	4.614	105	140187	29.112	ng	99
32) 2,4-Dichlorophenol	4.716	162	238150	39.214	ng	98
33) 1,2,4-Trichlorobenzene	4.785	180	194637	28.964	ng	98
36) Naphthalene	4.844	128	660343	28.917	ng	99
37) 4-Chloroaniline	4.897	65	72975	30.616	ng	99
40) Hexachlorobutadiene	4.983	225	102859	26.855	ng	98
41) 4-Chloro-3-methylphenol	5.303	107	242070	42.477	ng	99
42) 2-Methylnaphthalene	5.426	142	497851	32.260	ng	99
43) Hexachlorocyclopentadiene	5.613	237	107792	22.339	ng	99
44) 1,2,4,5-Tetrachloroben...	5.603	216	236217	31.937	ng	99
46) 2,4,6-Trichlorophenol	5.693	196	174249	41.362	ng	98
47) 2,4,5-Trichlorophenol	5.731	196	191114	44.179	ng	98
49) 2-Chloronaphthalene	5.848	162	487798	34.522	ng	99
50) 4-Nitroaniline	5.966	65	154677	41.315	ng	100

Quantitation Report (QT Reviewed)

Data Path : H:\SV2019\CHEM19\11NOV\16\
Data File : 1116_05.D
Acq On : 16 Nov 2019 4:36 am
Operator :
Client ID : CE61964 LCS
Lab ID : CE61964 LCS
ALS Vial : 5 Sample Multiplier: 1

Quant Time: Nov 18 09:05:41 2019
Quant Method : H:\SV2019\CHEM19\METHODS\19_SPLIT_1112.M
Quant Title : Semivolatiles by GC/MS - EPA Method 625/8270
QLast Update : Mon Nov 18 08:45:47 2019
Response via : Initial Calibration

Compound	R.T.	QIon	Response	Conc Units	Dev(Min)
52) Dimethylphthalate	6.131	163	602910	38.676 ng	100
53) 2,6-Dinitrotoluene	6.201	165	136200	40.336 ng	99
54) Acenaphthylene	6.217	152	763306	34.180 ng	100
55) 3-Nitroaniline	6.329	138	139230	45.219 ng	99
56) Acenaphthene	6.377	154	499622	36.174 ng	100
57) 2,4-Dinitrophenol	6.415	184	57240	32.608 ng	98
58) Dibenzofuran	6.516	168	751152	36.528 ng	99
59) 2,4-Dinitrotoluene	6.543	165	183319	42.706 ng	98
60) 4-Nitrophenol	6.473	65	123285	46.465 ng	96
62) Diethyl phthalate	6.740	149	615613	39.456 ng	100
63) Fluorene	6.815	166	627993	38.119 ng	100
64) 4-Chlorophenyl phenyl ...	6.805	204	283412	38.047 ng	99
65) 2-Nitroaniline	6.874	108	107383	54.693 ng	99
66) 4,6-Dinitro-2-methylph...	6.901	198	93288	36.759 ng	98
67) N-Nitrosodiphenylamine	6.917	169	431503	36.624 ng	100
68) Azobenzene	6.938	77	581752	34.392 ng	99
71) 4-Bromophenyl phenyl e...	7.232	248	173488	39.099 ng	99
72) Hexachlorobenzene	7.371	142	75001	39.274 ng	99
74) Pentachlorophenol	7.531	266	94162	34.716 ng	98
75) Pentachloronitrobenzene	7.595	214	55263	39.315 ng	95
77) Phenanthrene	7.659	178	906673	38.361 ng	99
78) Anthracene	7.697	178	901984	37.932 ng	100
79) Carbazole	7.841	167	884812	39.758 ng	99
80) Di-n-butylphthalate	8.151	149	1072154	41.229 ng	100
82) Fluoranthene	8.744	202	985233	38.475 ng	99
83) Benzidine	8.877	184	6791	0.402 ng	87
84) Pyrene	8.984	202	1034116	39.779 ng	99
87) Benzyl butyl phthalate	9.769	149	473169	42.528 ng	99
88) Bis(2-ethylhexyl)phtha...	10.720	149	649348	43.926 ng	100
89) Benz(a)anthracene	10.624	228	920828	40.375 ng	99
90) Chrysene	10.704	228	893613	39.721 ng	99
91) Di-n-octylphthalate	12.029	149	1111605	45.867 ng	100
92) 3,3'-dichlorobenzidine	10.614	252	244959	33.305 ng	99
94) Benzo(b)fluoranthene	12.937	252	916515	38.388 ng	99
95) Benzo(k)fluoranthene	12.996	252	903860	39.788 ng	99
96) Benzo(a)pyrene	13.776	252	808975	39.992 ng	100
97) Indeno(1,2,3-cd)pyrene	16.453	276	842189	39.786 ng	99
98) Dibenz(a,h)anthracene	16.495	278	863018	40.084 ng	99
99) Benzo(ghi)perylene	16.853	276	793720	36.388 ng	100

(#)out of range (m)manual integration reviewed by analyst (+)signals summed

Quantitation Report (QT Reviewed)

Data Path : H:\SV2019\CHEM19\11NOV\16\
Data File : 1116_05.D
Acq On : 16 Nov 2019 4:36 am
Operator :
Client ID : CE61964 LCS
Lab ID : CE61964 LCS
ALS Vial : 5 Sample Multiplier: 1

Quant Time: Nov 18 09:05:41 2019
Quant Method : H:\SV2019\CHEM19\METHODS\19_SPLIT_1112.M
Quant Title : Semivolatiles by GC/MS - EPA Method 625/8270
QLast Update : Mon Nov 18 08:45:47 2019
Response via : Initial Calibration

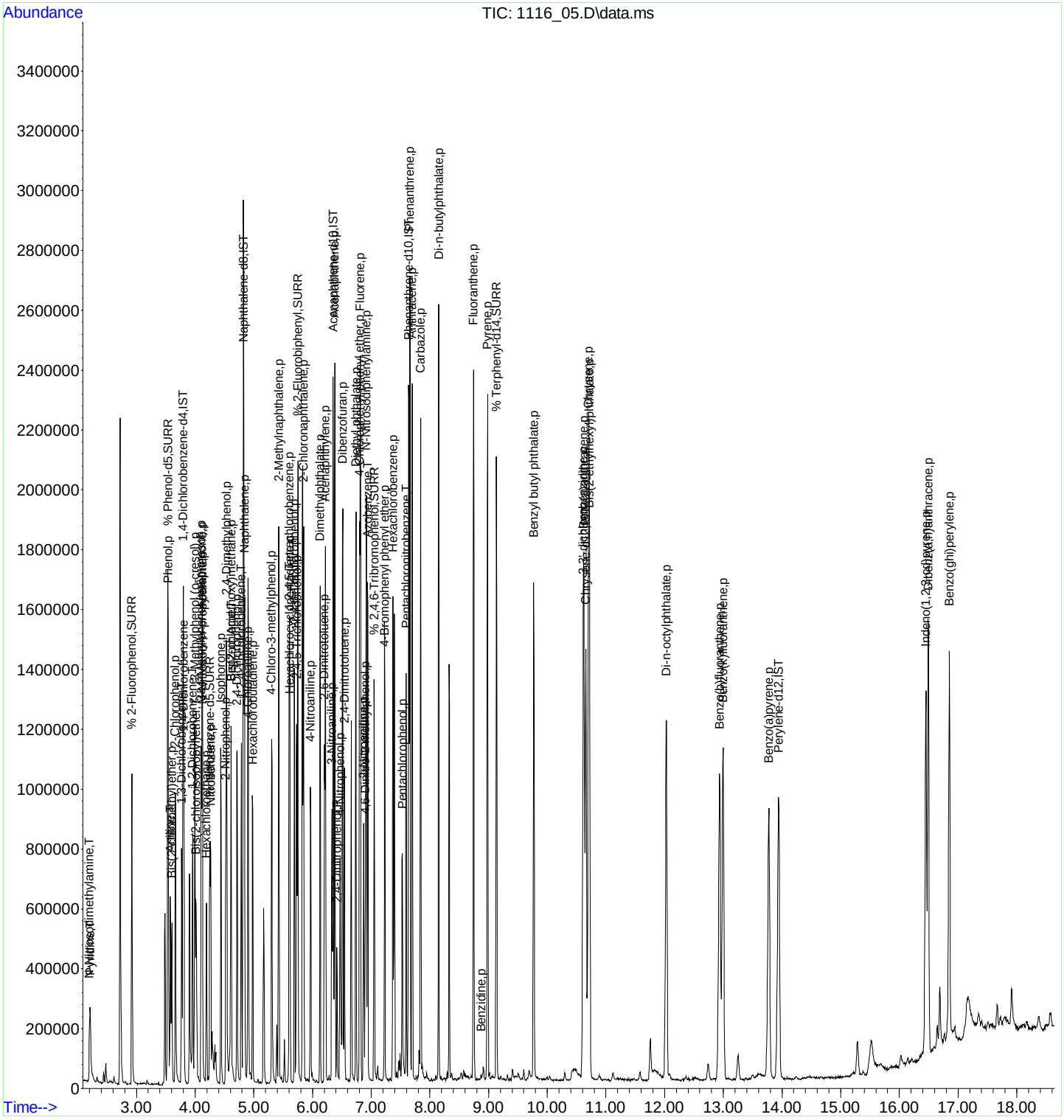

CLIENT ID

SEMIVOLATILE ORGANICS ANALYSIS DATA SHEET

CE61964 LCSD

Client: NETC Lab: Phoenix Env. Labs

SDG No.: GCE61964 Lab Sample ID: CE61964 LCSD

Sample wt/vol: 15.00 (g/mL) g Lab File ID: 1116_06.D

Concentrated Extract Volume: 1000 (uL) Date Received: 11/15/19

% Moisture: n.a. Date Extracted: 11/15/19

Instrument: CHEM19 Inj. Vol. 1.0 (uL) Date Analyzed: 11/16/19

GPC Cleanup:(Y/N) N pH: Dilution Factor: 1

Matrix: (soil/water) Soil CONCENTRATION UNITS:(ug/L or ug/Kg) ug/Kg

CAS NO.	COMPOUND	CONC.	Q	MDL	PQL	R
62-75-9	N-Nitrosodimethylamine	1630		94	94	r
110-86-1	Pyridine	968.3		82	82	r
108-95-2	Phenol	2362		110	110	r
111-44-4	Bis(2-chloroethyl)ether	1709		90	90	r
62-53-3	Aniline	1381		270	270	r
95-57-8	2-Chlorophenol	2179		95	95	r
541-73-1	1,3-Dichlorobenzene	1630		99	99	r
106-46-7	1,4-Dichlorobenzene	1692		99	99	r
95-50-1	1,2-Dichlorobenzene	1707		94	94	r
95-48-7	2-Methylphenol (o-cresol)	2569		160	160	r
39638-32-9	Bis(2-chloroisopropyl)ether	1635		93	93	r
621-64-7	N-Nitrosodi-n-propylamine	2316		110	110	r
HNX - M&P CRESO	3&4-Methylphenol (m&p-cresol)	2550		130	130	r
98-86-2	Acetophenone	1963		100	100	r
67-72-1	Hexachloroethane	1635		100	100	r
98-95-3	Nitrobenzene	2123		120	120	r
78-59-1	Isophorone	2038		93	93	r
88-75-5	2-Nitrophenol	2482		210	210	r
105-67-9	2,4-Dimethylphenol	2799		83	83	r
111-91-1	Bis(2-chloroethoxy)methane	2225		92	92	r
65-85-0	Benzoic Acid	1990		670	670	r
120-83-2	2,4-Dichlorophenol	2640		120	120	r
120-82-1	1,2,4-Trichlorobenzene	2043		100	100	r
91-20-3	Naphthalene	2051		96	96	r
106-47-8	4-Chloroaniline	2192		160	160	r
87-68-3	Hexachlorobutadiene	1989		120	120	r
59-50-7	4-Chloro-3-methylphenol	2835		120	120	r
91-57-6	2-Methylnaphthalene	2198		99	99	r
77-47-4	Hexachlorocyclopentadiene	1503		100	100	r
95-94-3	1,2,4,5-Tetrachlorobenzene	2146		120	120	r
88-06-2	2,4,6-Trichlorophenol	2769		110	110	r
95-95-4	2,4,5-Trichlorophenol	2932		180	180	r
91-58-7	2-Chloronaphthalene	2371		95	95	r
100-01-6	4-Nitroaniline	2912		110	110	r
131-11-3	Dimethylphthalate	2581		100	100	r
606-20-2	2,6-Dinitrotoluene	2764		110	110	r

FORM I SV

r=Result Reported U=Not Detected D=Reported Dilution E/J=Estimated Value X=Not Used S=Lab Solvent

CLIENT ID

SEMIVOLATILE ORGANICS ANALYSIS DATA SHEET

CE61964 LCSD

Client: NETC Lab: Phoenix Env. Labs

SDG No.: GCE61964 Lab Sample ID: CE61964 LCSD

Sample wt/vol: 15.00 (g/mL) g Lab File ID: 1116_06.D

Concentrated Extract Volume: 1000 (uL) Date Received: 11/15/19

% Moisture: n.a. Date Extracted: 11/15/19

Instrument: CHEM19 Inj. Vol. 1.0 (uL) Date Analyzed: 11/16/19

GPC Cleanup:(Y/N) N pH: Dilution Factor: 1

Matrix: (soil/water) Soil CONCENTRATION UNITS:(ug/L or ug/Kg) ug/Kg

CAS NO.	COMPOUND	CONC.	Q	MDL	PQL	R
208-96-8	Acenaphthylene	2315		93	93	r
99-09-2	3-Nitroaniline	3106		670	670	r
83-32-9	Acenaphthene	2479		100	100	r
51-28-5	2,4-Dinitrophenol	2370		230	230	r
132-64-9	Dibenzofuran	2502		97	97	r
121-14-2	2,4-Dinitrotoluene	2907		130	130	r
100-02-7	4-Nitrophenol	3115		150	150	r
84-66-2	Diethyl phthalate	2623		110	110	r
86-73-7	Fluorene	2581		110	110	r
7005-72-3	4-Chlorophenyl phenyl ether	2598		110	110	r
88-74-4	2-Nitroaniline	3665		230	230	r
534-52-1	4,6-Dinitro-2-methylphenol	2557		67	67	r
86-30-6	N-Nitrosodiphenylamine	2405		130	130	r
122-66-7	Azobenzene	2309		110	110	r
101-55-3	4-Bromophenyl phenyl ether	2650		98	98	r
118-74-1	Hexachlorobenzene	2595		97	97	r
87-86-5	Pentachlorophenol	2233		130	130	r
82-68-8	Pentachloronitrobenzene	2535		120	120	r
85-01-8	Phenanthrene	2555		95	95	r
120-12-7	Anthracene	2548		110	110	r
86-74-8	Carbazole	2642		130	130	r
84-74-2	Di-n-butylphthalate	2704		89	89	r
206-44-0	Fluoranthene	2590		110	110	r
92-87-5	Benzidine	270.0		200	200	r
129-00-0	Pyrene	2671		110	110	r
85-68-7	Benzyl butyl phthalate	2768		86	86	r
117-81-7	Bis(2-ethylhexyl)phthalate	2852		96	96	r
56-55-3	Benz(a)anthracene	2676		110	110	r
218-01-9	Chrysene	2620		110	110	r
117-84-0	Di-n-octylphthalate	3041		86	86	r
91-94-1	3,3'-dichlorobenzidine	2601		160	160	r
205-99-2	Benzo(b)fluoranthene	2525		110	110	r
207-08-9	Benzo(k)fluoranthene	2554		110	110	r
50-32-8	Benzo(a)pyrene	2637		110	110	r
193-39-5	Indeno(1,2,3-cd)pyrene	2627		110	110	r
53-70-3	Dibenz(a,h)anthracene	2676		110	110	r

FORM I SV

r=Result Reported U=Not Detected D=Reported Dilution E/J=Estimated Value X=Not Used S=Lab Solvent

CLIENT ID

SEMIVOLATILE ORGANICS ANALYSIS DATA SHEET

CE61964 LCSD

Client: NETC Lab: Phoenix Env. Labs

SDG No.: GCE61964 Lab Sample ID: CE61964 LCSD

Sample wt/vol: 15.00 (g/mL) g Lab File ID: 1116_06.D

Concentrated Extract Volume: 1000 (uL) Date Received: 11/15/19

% Moisture: n.a. Date Extracted: 11/15/19

Instrument: CHEM19 Inj. Vol. 1.0 (uL) Date Analyzed: 11/16/19

GPC Cleanup:(Y/N) N pH: Dilution Factor: 1

Matrix: (soil/water) Soil CONCENTRATION UNITS:(ug/L or ug/Kg) ug/Kg

CAS NO.	COMPOUND	CONC.	Q	MDL	PQL	R
191-24-2	Benzo(ghi)perylene	2461		110	110	r

FORM I SV

r=Result Reported U=Not Detected D=Reported Dilution E/J=Estimated Value X=Not Used S=Lab Solvent

Quantitation Report (QT Reviewed)

Data Path : H:\SV2019\CHEM19\11NOV\16\
Data File : 1116_06.D
Acq On : 16 Nov 2019 5:00 am
Operator :
Client ID : CE61964 LCSD
Lab ID : CE61964 LCSD
ALS Vial : 6 Sample Multiplier: 1

Quant Time: Nov 18 09:05:45 2019
Quant Method : H:\SV2019\CHEM19\METHODS\19_SPLIT_1112.M
Quant Title : Semivolatiles by GC/MS - EPA Method 625/8270
QLast Update : Mon Nov 18 08:45:47 2019
Response via : Initial Calibration

Compound	R.T.	QIon	Response	Conc	Units	Dev(Min)
Internal Standards						
1) 1,4-Dichlorobenzene-d4	3.791	152	214202	40.000	ng	0.00
26) Naphthalene-d8	4.823	136	842821	40.000	ng	0.00
45) Acenaphthene-d10	6.350	164	413154	40.000	ng	0.00
69) Phenanthrene-d10	7.638	188	777987	40.000	ng	0.00
86) Chrysene-d12	10.656	240	672657	40.000	ng	0.00
93) Perylene-d12	13.942	264	792081	40.000	ng	-0.01
System Monitoring Compounds						
6) % 2-Fluorophenol	2.921	112	277650	43.193	ng	0.00
Spiked Amount 75.000	Range 30 - 130		Recovery	=	57.59%	
7) % Phenol-d5	3.530	99	392864	50.046	ng	0.00
Spiked Amount 75.000	Range 30 - 130		Recovery	=	66.73%	
24) % Nitrobenzene-d5	4.251	82	209471	30.920	ng	0.00
Spiked Amount 50.000	Range 30 - 130		Recovery	=	61.84%	
48) % 2-Fluorobiphenyl	5.752	172	513537	33.284	ng	0.00
Spiked Amount 50.000	Range 30 - 130		Recovery	=	66.56%	
70) % 2,4,6-Tribromophenol	7.050	62	72570	62.449	ng	0.00
Spiked Amount 75.000	Range 30 - 130		Recovery	=	83.27%	
85) % Terphenyl-d14	9.134	244	611989	34.510	ng	0.00
Spiked Amount 50.000			Recovery	=	69.02%	
Target Compounds						Qvalue
2) N-Nitrosodimethylamine	2.194	74	90910	24.446	ng	95
3) Pyridine	2.205	79	101671	14.525	ng	97
8) Phenol	3.540	94	274680	35.425	ng	97
9) Bis(2-chloroethyl)ether	3.599	63	132938	25.633	ng	92
10) Aniline	3.578	93	202890	20.710	ng	97
12) 2-Chlorophenol	3.663	128	226417	32.690	ng	98
13) 1,3-Dichlorobenzene	3.770	146	192972	24.455	ng	98
14) 1,4-Dichlorobenzene	3.808	146	205669	25.379	ng	98
16) 1,2-Dichlorobenzene	3.952	146	193322	25.599	ng	98
17) 2-Methylphenol (o-cresol)	3.994	107	192466	38.529	ng	86
18) Bis(2-chloroisopropyl)...	4.011	45	227095	24.522	ng	86
19) N-Nitrosodi-n-propylamine	4.123	70	147095	34.740	ng	99
20) 3&4-Methylphenol (m&p-...	4.101	107	275902	38.247	ng #	62
21) Acetophenone	4.117	105	268353	29.446	ng #	73
23) Hexachloroethane	4.192	117	74087	24.528	ng	98
25) Nitrobenzene	4.262	77	208361	31.850	ng	99
27) Isophorone	4.438	82	365413	30.575	ng	99
28) 2-Nitrophenol	4.523	81	45233	37.232	ng	95
29) 2,4-Dimethylphenol	4.534	107	234132	41.988	ng	99
30) Bis(2-chloroethoxy)met...	4.609	93	242806	33.381	ng	99
31) Benzoic Acid	4.614	105	127115	29.855	ng	98
32) 2,4-Dichlorophenol	4.710	162	212734	39.604	ng	97
33) 1,2,4-Trichlorobenzene	4.785	180	182180	30.651	ng	98
36) Naphthalene	4.839	128	621508	30.772	ng	100
37) 4-Chloroaniline	4.897	65	69314	32.878	ng	100
40) Hexachlorobutadiene	4.977	225	101062	29.832	ng	99
41) 4-Chloro-3-methylphenol	5.303	107	214368	42.529	ng	100
42) 2-Methylnaphthalene	5.421	142	449956	32.965	ng	99
43) Hexachlorocyclopentadiene	5.613	237	96247	22.552	ng	99
44) 1,2,4,5-Tetrachloroben...	5.603	216	210613	32.194	ng	98
46) 2,4,6-Trichlorophenol	5.693	196	153896	41.529	ng	99
47) 2,4,5-Trichlorophenol	5.731	196	167348	43.978	ng	100
49) 2-Chloronaphthalene	5.848	162	441998	35.560	ng	100
50) 4-Nitroaniline	5.966	65	143830	43.674	ng	95

Quantitation Report (QT Reviewed)

Data Path : H:\SV2019\CHEM19\11NOV\16\
Data File : 1116_06.D
Acq On : 16 Nov 2019 5:00 am
Operator :
Client ID : CE61964 LCSD
Lab ID : CE61964 LCSD
ALS Vial : 6 Sample Multiplier: 1

Quant Time: Nov 18 09:05:45 2019
Quant Method : H:\SV2019\CHEM19\METHODS\19_SPLIT_1112.M
Quant Title : Semivolatiles by GC/MS - EPA Method 625/8270
QLast Update : Mon Nov 18 08:45:47 2019
Response via : Initial Calibration

Compound	R.T.	QIon	Response	Conc Units	Dev(Min)
52) Dimethylphthalate	6.131	163	530878	38.715 ng	99
53) 2,6-Dinitrotoluene	6.201	165	123132	41.456 ng	98
54) Acenaphthylene	6.217	152	682124	34.724 ng	99
55) 3-Nitroaniline	6.329	138	126195	46.593 ng	99
56) Acenaphthene	6.377	154	451748	37.183 ng	99
57) 2,4-Dinitrophenol	6.415	184	55423	35.550 ng	99
58) Dibenzofuran	6.516	168	678889	37.531 ng	98
59) 2,4-Dinitrotoluene	6.543	165	164624	43.598 ng	99
60) 4-Nitrophenol	6.473	65	109053	46.725 ng	98
62) Diethyl phthalate	6.740	149	540064	39.350 ng	99
63) Fluorene	6.815	166	560939	38.708 ng	100
64) 4-Chlorophenyl phenyl ...	6.805	204	255349	38.970 ng	99
65) 2-Nitroaniline	6.874	108	94950	54.978 ng	99
66) 4,6-Dinitro-2-methylph...	6.901	198	85903	38.356 ng	98
67) N-Nitrosodiphenylamine	6.917	169	373893	36.077 ng	99
68) Azobenzene	6.938	77	515447	34.641 ng	100
71) 4-Bromophenyl phenyl e...	7.232	248	156370	39.747 ng	99
72) Hexachlorobenzene	7.371	142	65897	38.919 ng	98
74) Pentachlorophenol	7.531	266	80329	33.488 ng	97
75) Pentachloronitrobenzene	7.595	214	47391	38.026 ng	98
77) Phenanthrene	7.659	178	803179	38.328 ng	99
78) Anthracene	7.697	178	805736	38.217 ng	100
79) Carbazole	7.841	167	781867	39.624 ng	99
80) Di-n-butylphthalate	8.151	149	935051	40.555 ng	100
82) Fluoranthene	8.744	202	881871	38.843 ng	99
83) Benzidine	8.872	184	60653	4.050 ng	99
84) Pyrene	8.984	202	923572	40.070 ng	99
87) Benzyl butyl phthalate	9.769	149	423794	41.522 ng	99
88) Bis(2-ethylhexyl)phtha...	10.720	149	580056	42.774 ng	99
89) Benz(a)anthracene	10.624	228	839757	40.137 ng	100
90) Chrysene	10.704	228	810993	39.296 ng	100
91) Di-n-octylphthalate	12.029	149	1014014	45.610 ng	100
92) 3,3'-dichlorobenzidine	10.608	252	263258	39.017 ng	99
94) Benzo(b)fluoranthene	12.937	252	865792	37.875 ng	100
95) Benzo(k)fluoranthene	12.996	252	833246	38.310 ng	100
96) Benzo(a)pyrene	13.776	252	765976	39.549 ng	100
97) Indeno(1,2,3-cd)pyrene	16.453	276	798725	39.410 ng	99
98) Dibenz(a,h)anthracene	16.490	278	827564	40.146 ng	98
99) Benzo(ghi)perylene	16.853	276	771045	36.920 ng	99

(#)out of range (m)manual integration reviewed by analyst (+)signals summed

Quantitation Report (QT Reviewed)

Data Path : H:\SV2019\CHEM19\11NOV\16\
Data File : 1116_06.D
Acq On : 16 Nov 2019 5:00 am
Operator :
Client ID : CE61964 LCSD
Lab ID : CE61964 LCSD
ALS Vial : 6 Sample Multiplier: 1

Quant Time: Nov 18 09:05:45 2019
Quant Method : H:\SV2019\CHEM19\METHODS\19_SPLIT_1112.M
Quant Title : Semivolatiles by GC/MS - EPA Method 625/8270
QLast Update : Mon Nov 18 08:45:47 2019
Response via : Initial Calibration

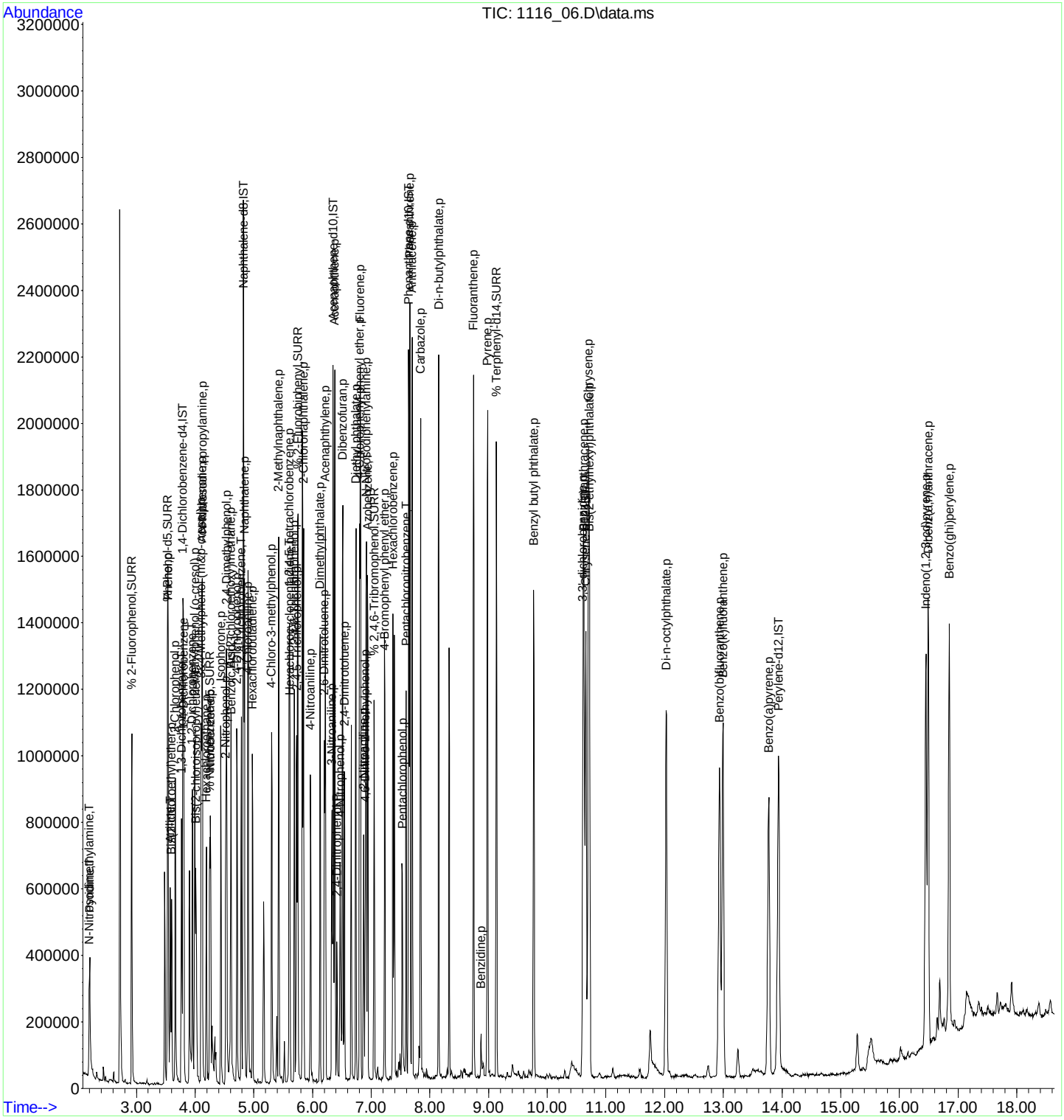

CLIENT ID

SEMIVOLATILE ORGANICS ANALYSIS DATA SHEET

COMP-1 MS

Client: NETC Lab: Phoenix Env. Labs

SDG No.: GCE61964 Lab Sample ID: CE61964 MS

Sample wt/vol: 15.04 (g/mL) g Lab File ID: 1116_07.D

Concentrated Extract Volume: 1000 (uL) Date Received: 11/15/19

% Moisture: 5 Date Extracted: 11/15/19

Instrument: CHEM19 Inj. Vol. 1.0 (uL) Date Analyzed: 11/16/19

GPC Cleanup:(Y/N) N pH: Dilution Factor: 1

Matrix: (soil/water) Soil CONCENTRATION UNITS:(ug/L or ug/Kg) ug/Kg

CAS NO.	COMPOUND	CONC.	Q	MDL	PQL	R
62-75-9	N-Nitrosodimethylamine	2019		99	99	r
110-86-1	Pyridine	1541		86	86	r
108-95-2	Phenol	2401		110	110	r
111-44-4	Bis(2-chloroethyl)ether	2001		94	94	r
62-53-3	Aniline	1863		280	280	r
95-57-8	2-Chlorophenol	2281		99	99	r
541-73-1	1,3-Dichlorobenzene	1781		100	100	r
106-46-7	1,4-Dichlorobenzene	1805		100	100	r
95-50-1	1,2-Dichlorobenzene	1879		99	99	r
95-48-7	2-Methylphenol (o-cresol)	2432		160	160	r
39638-32-9	Bis(2-chloroisopropyl)ether	1785		97	97	r
621-64-7	N-Nitrosodi-n-propylamine	2365		110	110	r
HNX - M&P CRESO	3&4-Methylphenol (m&p-cresol)	2393		140	140	r
98-86-2	Acetophenone	2105		110	110	r
67-72-1	Hexachloroethane	1661		100	100	r
98-95-3	Nitrobenzene	2284		120	120	r
78-59-1	Isophorone	2165		98	98	r
88-75-5	2-Nitrophenol	2684		220	220	r
105-67-9	2,4-Dimethylphenol	2145		87	87	r
111-91-1	Bis(2-chloroethoxy)methane	2288		97	97	r
65-85-0	Benzoic Acid	700	U	700	700	r
120-83-2	2,4-Dichlorophenol	2484		120	120	r
120-82-1	1,2,4-Trichlorobenzene	2102		110	110	r
91-20-3	Naphthalene	2093		100	100	r
106-47-8	4-Chloroaniline	2493		160	160	r
87-68-3	Hexachlorobutadiene	2009		130	130	r
59-50-7	4-Chloro-3-methylphenol	2627		120	120	r
91-57-6	2-Methylnaphthalene	2149		100	100	r
77-47-4	Hexachlorocyclopentadiene	1053		110	110	r
95-94-3	1,2,4,5-Tetrachlorobenzene	2089		120	120	r
88-06-2	2,4,6-Trichlorophenol	2438		110	110	r
95-95-4	2,4,5-Trichlorophenol	2672		190	190	r
91-58-7	2-Chloronaphthalene	2302		99	99	r
100-01-6	4-Nitroaniline	2830		120	120	r
131-11-3	Dimethylphthalate	2503		110	110	r
606-20-2	2,6-Dinitrotoluene	2657		110	110	r

FORM I SV

r=Result Reported U=Not Detected D=Reported Dilution E/J=Estimated Value X=Not Used S=Lab Solvent

CLIENT ID

SEMIVOLATILE ORGANICS ANALYSIS DATA SHEET

COMP-1 MS

Client: NETC Lab: Phoenix Env. Labs

SDG No.: GCE61964 Lab Sample ID: CE61964 MS

Sample wt/vol: 15.04 (g/mL) g Lab File ID: 1116_07.D

Concentrated Extract Volume: 1000 (uL) Date Received: 11/15/19

% Moisture: 5 Date Extracted: 11/15/19

Instrument: CHEM19 Inj. Vol. 1.0 (uL) Date Analyzed: 11/16/19

GPC Cleanup:(Y/N) N pH: Dilution Factor: 1

Matrix: (soil/water) Soil CONCENTRATION UNITS:(ug/L or ug/Kg) ug/Kg

CAS NO.	COMPOUND	CONC.	Q	MDL	PQL	R
208-96-8	Acenaphthylene	2270		98	98	r
99-09-2	3-Nitroaniline	3384		700	700	r
83-32-9	Acenaphthene	2377		110	110	r
51-28-5	2,4-Dinitrophenol	240	U	240	240	r
132-64-9	Dibenzofuran	2374		100	100	r
121-14-2	2,4-Dinitrotoluene	2702		140	140	r
100-02-7	4-Nitrophenol	2817		160	160	r
84-66-2	Diethyl phthalate	2514		110	110	r
86-73-7	Fluorene	2446		120	120	r
7005-72-3	4-Chlorophenyl phenyl ether	2444		120	120	r
88-74-4	2-Nitroaniline	3815		240	240	r
534-52-1	4,6-Dinitro-2-methylphenol	814.7		70	70	r
86-30-6	N-Nitrosodiphenylamine	2220		130	130	r
122-66-7	Azobenzene	2212		110	110	r
101-55-3	4-Bromophenyl phenyl ether	2445		100	100	r
118-74-1	Hexachlorobenzene	2366		100	100	r
87-86-5	Pentachlorophenol	1692		130	130	r
82-68-8	Pentachloronitrobenzene	2373		130	130	r
85-01-8	Phenanthrene	2367		100	100	r
120-12-7	Anthracene	2372		110	110	r
86-74-8	Carbazole	2525		140	140	r
84-74-2	Di-n-butylphthalate	2541		93	93	r
206-44-0	Fluoranthene	2434		110	110	r
92-87-5	Benzidine	1127		210	210	r
129-00-0	Pyrene	2486		120	120	r
85-68-7	Benzyl butyl phthalate	2605		90	90	r
117-81-7	Bis(2-ethylhexyl)phthalate	2628		100	100	r
56-55-3	Benz(a)anthracene	2483		120	120	r
218-01-9	Chrysene	2431		120	120	r
117-84-0	Di-n-octylphthalate	2813		90	90	r
91-94-1	3,3'-dichlorobenzidine	2472		170	170	r
205-99-2	Benzo(b)fluoranthene	2290		120	120	r
207-08-9	Benzo(k)fluoranthene	2354		120	120	r
50-32-8	Benzo(a)pyrene	2455		110	110	r
193-39-5	Indeno(1,2,3-cd)pyrene	2331		120	120	r
53-70-3	Dibenz(a,h)anthracene	2437		110	110	r

FORM I SV

r=Result Reported U=Not Detected D=Reported Dilution E/J=Estimated Value X=Not Used S=Lab Solvent

CLIENT ID

SEMIVOLATILE ORGANICS ANALYSIS DATA SHEET

COMP-1 MS

Client: NETC Lab: Phoenix Env. Labs

SDG No.: GCE61964 Lab Sample ID: CE61964 MS

Sample wt/vol: 15.04 (g/mL) g Lab File ID: 1116_07.D

Concentrated Extract Volume: 1000 (uL) Date Received: 11/15/19

% Moisture: 5 Date Extracted: 11/15/19

Instrument: CHEM19 Inj. Vol. 1.0 (uL) Date Analyzed: 11/16/19

GPC Cleanup:(Y/N) N pH: Dilution Factor: 1

Matrix: (soil/water) Soil CONCENTRATION UNITS:(ug/L or ug/Kg) ug/Kg

CAS NO.	COMPOUND	CONC.	Q	MDL	PQL	R
191-24-2	Benzo(ghi)perylene	2174		110	110	r

FORM I SV

r=Result Reported U=Not Detected D=Reported Dilution E/J=Estimated Value X=Not Used S=Lab Solvent

Quantitation Report (QT Reviewed)

Data Path : H:\SV2019\CHEM19\11NOV\16\
Data File : 1116_07.D
Acq On : 16 Nov 2019 5:23 am
Operator :
Client ID : COMP-1 MS
Lab ID : CE61964 MS
ALS Vial : 7 Sample Multiplier: 1

Quant Time: Nov 18 09:05:48 2019
Quant Method : H:\SV2019\CHEM19\METHODS\19_SPLIT_1112.M
Quant Title : Semivolatiles by GC/MS - EPA Method 625/8270
QLast Update : Mon Nov 18 08:45:47 2019
Response via : Initial Calibration

Compound	R.T.	QIon	Response	Conc	Units		Dev(Min)
Internal Standards							
1) 1,4-Dichlorobenzene-d4	3.797	152	167313	40.000	ng		0.00
26) Naphthalene-d8	4.822	136	647772	40.000	ng		0.00
45) Acenaphthene-d10	6.350	164	309373	40.000	ng		0.00
69) Phenanthrene-d10	7.638	188	585160	40.000	ng		0.00
86) Chrysene-d12	10.656	240	501964	40.000	ng		0.00
93) Perylene-d12	13.936	264	590870	40.000	ng		-0.02
System Monitoring Compounds							
6) % 2-Fluorophenol	2.926	112	230033	45.815	ng		0.01
Spiked Amount 75.000	Range 30 - 130		Recovery = 61.08%				
7) % Phenol-d5	3.535	99	298668	48.709	ng		0.00
Spiked Amount 75.000	Range 30 - 130		Recovery = 64.95%				
24) % Nitrobenzene-d5	4.251	82	164396	31.067	ng		0.00
Spiked Amount 50.000	Range 30 - 130		Recovery = 62.14%				
48) % 2-Fluorobiphenyl	5.752	172	349735	30.272	ng		0.00
Spiked Amount 50.000	Range 30 - 130		Recovery = 60.54%				
70) % 2,4,6-Tribromophenol	7.045	62	45206	51.720	ng		0.00
Spiked Amount 75.000	Range 30 - 130		Recovery = 68.96%				
85) % Terphenyl-d14	9.134	244	404909	30.357	ng		0.00
Spiked Amount 50.000			Recovery = 60.72%				
Target Compounds							Qvalue
2) N-Nitrosodimethylamine	2.199	74	83781	28.843	ng		88
3) Pyridine	2.215	79	120413	22.023	ng		98
8) Phenol	3.540	94	207761	34.303	ng		97
9) Bis(2-chloroethyl)ether	3.604	63	115847	28.597	ng		98
10) Aniline	3.578	93	203712	26.622	ng		98
12) 2-Chlorophenol	3.663	128	176306	32.589	ng		98
13) 1,3-Dichlorobenzene	3.770	146	156810	25.442	ng		99
14) 1,4-Dichlorobenzene	3.807	146	163235	25.788	ng		99
16) 1,2-Dichlorobenzene	3.957	146	158349	26.845	ng		98
17) 2-Methylphenol (o-cresol)	3.994	107	135599	34.753	ng		87
18) Bis(2-chloroisopropyl)...	4.016	45	184534	25.511	ng		87
19) N-Nitrosodi-n-propylamine	4.123	70	111772	33.795	ng		98
20) 3&4-Methylphenol (m&p-...	4.101	107	192674	34.195	ng	#	56
21) Acetophenone	4.117	105	214136	30.082	ng		76
23) Hexachloroethane	4.197	117	56002	23.736	ng		98
25) Nitrobenzene	4.267	77	166754	32.634	ng		99
27) Isophorone	4.438	82	284144	30.933	ng		99
28) 2-Nitrophenol	4.523	81	35802	38.343	ng		93
29) 2,4-Dimethylphenol	4.534	107	131344	30.647	ng		98
30) Bis(2-chloroethoxy)met...	4.609	93	182786	32.696	ng		99
31) Benzoic Acid	4.625	105	995	1.007	ng	#	11
32) 2,4-Dichlorophenol	4.710	162	146523	35.492	ng		98
33) 1,2,4-Trichlorobenzene	4.785	180	137180	30.030	ng		98
36) Naphthalene	4.844	128	464138	29.900	ng		99
37) 4-Chloroaniline	4.897	65	57723	35.625	ng		99
40) Hexachlorobutadiene	4.983	225	74724	28.699	ng		100
41) 4-Chloro-3-methylphenol	5.303	107	145426	37.539	ng		99
42) 2-Methylnaphthalene	5.426	142	322127	30.706	ng		99
43) Hexachlorocyclopentadiene	5.613	237	49371	15.052	ng		97
44) 1,2,4,5-Tetrachloroben...	5.602	216	150041	29.841	ng		99
46) 2,4,6-Trichlorophenol	5.693	196	96663	34.835	ng		99
47) 2,4,5-Trichlorophenol	5.731	196	108771	38.173	ng		99
49) 2-Chloronaphthalene	5.848	162	306142	32.892	ng		100
50) 4-Nitroaniline	5.966	65	99711	40.434	ng		95

Quantitation Report (QT Reviewed)

Data Path : H:\SV2019\CHEM19\11NOV\16\
Data File : 1116_07.D
Acq On : 16 Nov 2019 5:23 am
Operator :
Client ID : COMP-1 MS
Lab ID : CE61964 MS
ALS Vial : 7 Sample Multiplier: 1

Quant Time: Nov 18 09:05:48 2019
Quant Method : H:\SV2019\CHEM19\METHODS\19_SPLIT_1112.M
Quant Title : Semivolatiles by GC/MS - EPA Method 625/8270
QLast Update : Mon Nov 18 08:45:47 2019
Response via : Initial Calibration

Compound	R.T.	QIon	Response	Conc Units	Dev(Min)
52) Dimethylphthalate	6.126	163	367210	35.762 ng	99
53) 2,6-Dinitrotoluene	6.201	165	84435	37.963 ng	99
54) Acenaphthylene	6.217	152	477138	32.437 ng	99
55) 3-Nitroaniline	6.329	138	98068	48.354 ng	99
56) Acenaphthene	6.377	154	308986	33.964 ng	99
57) 2,4-Dinitrophenol	6.420	184	1915	2.764 ng	83
58) Dibenzofuran	6.516	168	459454	33.921 ng	98
59) 2,4-Dinitrotoluene	6.543	165	109160	38.607 ng	98
60) 4-Nitrophenol	6.468	65	70332	40.243 ng	96
62) Diethyl phthalate	6.740	149	369201	35.924 ng	99
63) Fluorene	6.815	166	379278	34.952 ng	99
64) 4-Chlorophenyl phenyl ...	6.804	204	171351	34.923 ng	99
65) 2-Nitroaniline	6.869	108	70490	54.507 ng	99
66) 4,6-Dinitro-2-methylph...	6.901	198	17813	11.641 ng	93
67) N-Nitrosodiphenylamine	6.917	169	246142	31.717 ng	98
68) Azobenzene	6.938	77	352099	31.601 ng	99
71) 4-Bromophenyl phenyl e...	7.232	248	103351	34.927 ng	98
72) Hexachlorobenzene	7.371	142	43054	33.807 ng	97
74) Pentachlorophenol	7.531	266	42705	24.181 ng	96
75) Pentachloronitrobenzene	7.595	214	31780	33.903 ng	98
77) Phenanthrene	7.659	178	532984	33.815 ng	98
78) Anthracene	7.697	178	537443	33.892 ng	100
79) Carbazole	7.841	167	535537	36.084 ng	100
80) Di-n-butylphthalate	8.151	149	629727	36.313 ng	100
82) Fluoranthene	8.744	202	593835	34.775 ng	99
83) Benzidine	8.872	184	181433	16.107 ng	98
84) Pyrene	8.984	202	615696	35.515 ng	100
87) Benzyl butyl phthalate	9.769	149	283470	37.218 ng	99
88) Bis(2-ethylhexyl)phtha...	10.720	149	380007	37.551 ng	99
89) Benz(a)anthracene	10.624	228	553823	35.472 ng	99
90) Chrysene	10.699	228	534946	34.735 ng	100
91) Di-n-octylphthalate	12.024	149	666829	40.193 ng	99
92) 3,3'-dichlorobenzidine	10.608	252	177837	35.320 ng	100
94) Benzo(b)fluoranthene	12.932	252	557861	32.715 ng	99
95) Benzo(k)fluoranthene	12.991	252	545600	33.627 ng	100
96) Benzo(a)pyrene	13.771	252	506865	35.083 ng	99
97) Indeno(1,2,3-cd)pyrene	16.447	276	503588	33.309 ng	98
98) Dibenz(a,h)anthracene	16.485	278	535392	34.817 ng	98
99) Benzo(ghi)perylene	16.842	276	483935	31.063 ng	100

(#)out of range (m)manual integration reviewed by analyst (+)signals summed

Quantitation Report (QT Reviewed)

Data Path : H:\SV2019\CHEM19\11NOV\16\
Data File : 1116_07.D
Acq On : 16 Nov 2019 5:23 am
Operator :
Client ID : COMP-1 MS
Lab ID : CE61964 MS
ALS Vial : 7 Sample Multiplier: 1

Quant Time: Nov 18 09:05:48 2019
Quant Method : H:\SV2019\CHEM19\METHODS\19_SPLIT_1112.M
Quant Title : Semivolatiles by GC/MS - EPA Method 625/8270
QLast Update : Mon Nov 18 08:45:47 2019
Response via : Initial Calibration

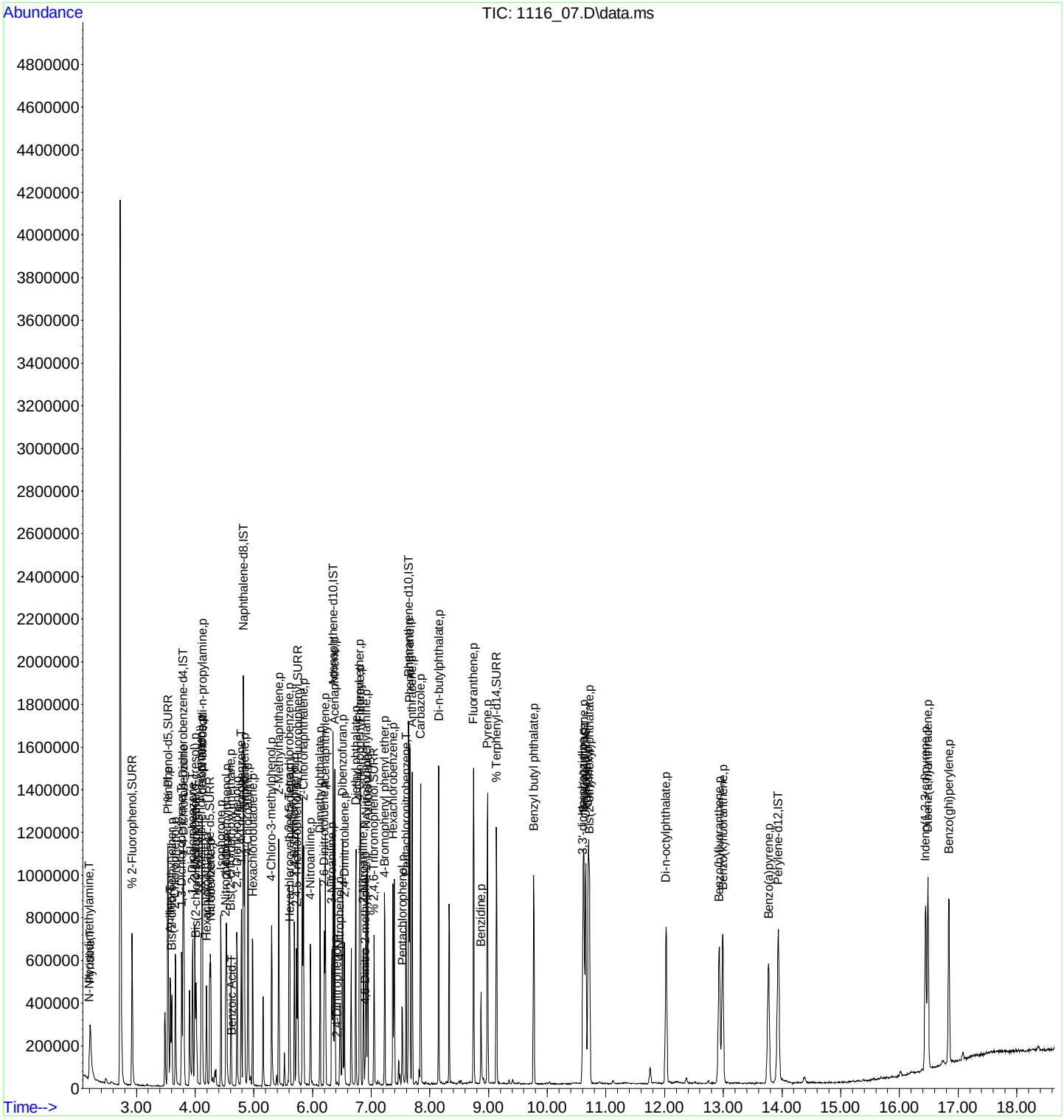

CLIENT ID

SEMIVOLATILE ORGANICS ANALYSIS DATA SHEET

COMP-1 MSD

Client: NETC Lab: Phoenix Env. Labs

SDG No.: GCE61964 Lab Sample ID: CE61964 MSD

Sample wt/vol: 15.13 (g/mL) g Lab File ID: 1116_08.D

Concentrated Extract Volume: 1000 (uL) Date Received: 11/15/19

% Moisture: 5 Date Extracted: 11/15/19

Instrument: CHEM19 Inj. Vol. 1.0 (uL) Date Analyzed: 11/16/19

GPC Cleanup:(Y/N) N pH: Dilution Factor: 1

Matrix: (soil/water) Soil CONCENTRATION UNITS:(ug/L or ug/Kg) ug/Kg

CAS NO.	COMPOUND	CONC.	Q	MDL	PQL	R
62-75-9	N-Nitrosodimethylamine	1779		98	98	r
110-86-1	Pyridine	1319		86	86	r
108-95-2	Phenol	2155		110	110	r
111-44-4	Bis(2-chloroethyl)ether	1791		94	94	r
62-53-3	Aniline	1591		280	280	r
95-57-8	2-Chlorophenol	2064		99	99	r
541-73-1	1,3-Dichlorobenzene	1482		100	100	r
106-46-7	1,4-Dichlorobenzene	1559		100	100	r
95-50-1	1,2-Dichlorobenzene	1595		98	98	r
95-48-7	2-Methylphenol (o-cresol)	2177		160	160	r
39638-32-9	Bis(2-chloroisopropyl)ether	1603		97	97	r
621-64-7	N-Nitrosodi-n-propylamine	2235		110	110	r
HNX - M&P CRESO	3&4-Methylphenol (m&p-cresol)	2091		140	140	r
98-86-2	Acetophenone	1898		110	110	r
67-72-1	Hexachloroethane	1434		100	100	r
98-95-3	Nitrobenzene	2018		120	120	r
78-59-1	Isophorone	1998		97	97	r
88-75-5	2-Nitrophenol	2402		220	220	r
105-67-9	2,4-Dimethylphenol	2055		86	86	r
111-91-1	Bis(2-chloroethoxy)methane	2137		96	96	r
65-85-0	Benzoic Acid	700	U	700	700	r
120-83-2	2,4-Dichlorophenol	2228		120	120	r
120-82-1	1,2,4-Trichlorobenzene	1906		110	110	r
91-20-3	Naphthalene	1906		100	100	r
106-47-8	4-Chloroaniline	2342		160	160	r
87-68-3	Hexachlorobutadiene	1795		130	130	r
59-50-7	4-Chloro-3-methylphenol	2450		120	120	r
91-57-6	2-Methylnaphthalene	1941		100	100	r
77-47-4	Hexachlorocyclopentadiene	1292		110	110	r
95-94-3	1,2,4,5-Tetrachlorobenzene	1887		120	120	r
88-06-2	2,4,6-Trichlorophenol	2158		110	110	r
95-95-4	2,4,5-Trichlorophenol	2437		190	190	r
91-58-7	2-Chloronaphthalene	2104		99	99	r
100-01-6	4-Nitroaniline	2554		120	120	r
131-11-3	Dimethylphthalate	2349		110	110	r
606-20-2	2,6-Dinitrotoluene	2427		110	110	r

FORM I SV

r=Result Reported U=Not Detected D=Reported Dilution E/J=Estimated Value X=Not Used S=Lab Solvent

CLIENT ID

SEMIVOLATILE ORGANICS ANALYSIS DATA SHEET

COMP-1 MSD

Client: NETC Lab: Phoenix Env. Labs

SDG No.: GCE61964 Lab Sample ID: CE61964 MSD

Sample wt/vol: 15.13 (g/mL) g Lab File ID: 1116_08.D

Concentrated Extract Volume: 1000 (uL) Date Received: 11/15/19

% Moisture: 5 Date Extracted: 11/15/19

Instrument: CHEM19 Inj. Vol. 1.0 (uL) Date Analyzed: 11/16/19

GPC Cleanup:(Y/N) N pH: Dilution Factor: 1

Matrix: (soil/water) Soil CONCENTRATION UNITS:(ug/L or ug/Kg) ug/Kg

CAS NO.	COMPOUND	CONC.	Q	MDL	PQL	R
208-96-8	Acenaphthylene	2087		97	97	r
99-09-2	3-Nitroaniline	3045		700	700	r
83-32-9	Acenaphthene	2178		110	110	r
51-28-5	2,4-Dinitrophenol	240	U	240	240	r
132-64-9	Dibenzofuran	2206		100	100	r
121-14-2	2,4-Dinitrotoluene	2474		140	140	r
100-02-7	4-Nitrophenol	2403		160	160	r
84-66-2	Diethyl phthalate	2398		110	110	r
86-73-7	Fluorene	2259		110	110	r
7005-72-3	4-Chlorophenyl phenyl ether	2290		120	120	r
88-74-4	2-Nitroaniline	3516		240	240	r
534-52-1	4,6-Dinitro-2-methylphenol	508.3		70	70	r
86-30-6	N-Nitrosodiphenylamine	2076		130	130	r
122-66-7	Azobenzene	2023		110	110	r
101-55-3	4-Bromophenyl phenyl ether	2281		100	100	r
118-74-1	Hexachlorobenzene	2190		100	100	r
87-86-5	Pentachlorophenol	1418		130	130	r
82-68-8	Pentachloronitrobenzene	2212		130	130	r
85-01-8	Phenanthrene	2199		99	99	r
120-12-7	Anthracene	2181		110	110	r
86-74-8	Carbazole	2344		140	140	r
84-74-2	Di-n-butylphthalate	2466		93	93	r
206-44-0	Fluoranthene	2275		110	110	r
92-87-5	Benzidine	1406		200	200	r
129-00-0	Pyrene	2327		120	120	r
85-68-7	Benzyl butyl phthalate	2405		90	90	r
117-81-7	Bis(2-ethylhexyl)phthalate	2493		100	100	r
56-55-3	Benz(a)anthracene	2264		120	120	r
218-01-9	Chrysene	2201		120	120	r
117-84-0	Di-n-octylphthalate	2670		90	90	r
91-94-1	3,3'-dichlorobenzidine	2412		160	160	r
205-99-2	Benzo(b)fluoranthene	2136		120	120	r
207-08-9	Benzo(k)fluoranthene	2160		120	120	r
50-32-8	Benzo(a)pyrene	2231		110	110	r
193-39-5	Indeno(1,2,3-cd)pyrene	2131		120	120	r
53-70-3	Dibenz(a,h)anthracene	2239		110	110	r

FORM I SV

r=Result Reported U=Not Detected D=Reported Dilution E/J=Estimated Value X=Not Used S=Lab Solvent

CLIENT ID

SEMIVOLATILE ORGANICS ANALYSIS DATA SHEET

COMP-1 MSD

Client: NETC Lab: Phoenix Env. Labs

SDG No.: GCE61964 Lab Sample ID: CE61964 MSD

Sample wt/vol: 15.13 (g/mL) g Lab File ID: 1116_08.D

Concentrated Extract Volume: 1000 (uL) Date Received: 11/15/19

% Moisture: 5 Date Extracted: 11/15/19

Instrument: CHEM19 Inj. Vol. 1.0 (uL) Date Analyzed: 11/16/19

GPC Cleanup:(Y/N) N pH: Dilution Factor: 1

Matrix: (soil/water) Soil CONCENTRATION UNITS:(ug/L or ug/Kg) ug/Kg

CAS NO.	COMPOUND	CONC.	Q	MDL	PQL	R
191-24-2	Benzo(ghi)perylene	1970		110	110	r

FORM I SV

r=Result Reported U=Not Detected D=Reported Dilution E/J=Estimated Value X=Not Used S=Lab Solvent

Quantitation Report (QT Reviewed)

Data Path : H:\SV2019\CHEM19\11NOV\16\
Data File : 1116_08.D
Acq On : 16 Nov 2019 5:47 am
Operator :
Client ID : COMP-1 MSD
Lab ID : CE61964 MSD
ALS Vial : 8 Sample Multiplier: 1

Quant Time: Nov 18 09:05:50 2019
Quant Method : H:\SV2019\CHEM19\METHODS\19_SPLIT_1112.M
Quant Title : Semivolatiles by GC/MS - EPA Method 625/8270
QLast Update : Mon Nov 18 08:45:47 2019
Response via : Initial Calibration

Compound	R.T.	QIon	Response	Conc	Units		Dev(Min)
Internal Standards							
1) 1,4-Dichlorobenzene-d4	3.792	152	168818	40.000	ng		0.00
26) Naphthalene-d8	4.823	136	648882	40.000	ng		0.00
45) Acenaphthene-d10	6.350	164	315082	40.000	ng		0.00
69) Phenanthrene-d10	7.638	188	602955	40.000	ng		0.00
86) Chrysene-d12	10.656	240	548018	40.000	ng		0.00
93) Perylene-d12	13.936	264	630114	40.000	ng		-0.02
System Monitoring Compounds							
6) % 2-Fluorophenol	2.921	112	207159	40.891	ng		0.00
Spiked Amount 75.000	Range 30 - 130		Recovery = 54.52%				
7) % Phenol-d5	3.530	99	271049	43.811	ng		0.00
Spiked Amount 75.000	Range 30 - 130		Recovery = 58.41%				
24) % Nitrobenzene-d5	4.251	82	151399	28.356	ng		0.00
Spiked Amount 50.000	Range 30 - 130		Recovery = 56.72%				
48) % 2-Fluorobiphenyl	5.752	172	334467	28.425	ng		0.00
Spiked Amount 50.000	Range 30 - 130		Recovery = 56.86%				
70) % 2,4,6-Tribromophenol	7.045	62	41801	46.413	ng		0.00
Spiked Amount 75.000	Range 30 - 130		Recovery = 61.88%				
85) % Terphenyl-d14	9.134	244	398054	28.962	ng		0.00
Spiked Amount 50.000			Recovery = 57.92%				
Target Compounds							Qvalue
2) N-Nitrosodimethylamine	2.194	74	74926	25.564	ng		93
3) Pyridine	2.205	79	104616	18.963	ng		97
8) Phenol	3.540	94	189263	30.970	ng		97
9) Bis(2-chloroethyl)ether	3.599	63	105206	25.739	ng		97
10) Aniline	3.578	93	176577	22.870	ng		94
12) 2-Chlorophenol	3.663	128	161938	29.666	ng		96
13) 1,3-Dichlorobenzene	3.770	146	132434	21.295	ng		99
14) 1,4-Dichlorobenzene	3.808	146	143153	22.414	ng		99
16) 1,2-Dichlorobenzene	3.957	146	136487	22.932	ng		98
17) 2-Methylphenol (o-cresol)	3.995	107	123165	31.284	ng		84
18) Bis(2-chloroisopropyl)...	4.011	45	168143	23.037	ng		86
19) N-Nitrosodi-n-propylamine	4.123	70	107189	32.121	ng		100
20) 3&4-Methylphenol (m&p-...	4.101	107	170902	30.061	ng	#	54
21) Acetophenone	4.117	105	195963	27.284	ng		76
23) Hexachloroethane	4.192	117	49070	20.613	ng		96
25) Nitrobenzene	4.262	77	149521	29.000	ng		100
27) Isophorone	4.438	82	264218	28.715	ng		99
28) 2-Nitrophenol	4.523	81	32297	34.530	ng		93
29) 2,4-Dimethylphenol	4.534	107	126788	29.533	ng		99
30) Bis(2-chloroethoxy)met...	4.609	93	171977	30.710	ng		99
31) Benzoic Acid	4.673	105	444	0.849	ng	#	11
32) 2,4-Dichlorophenol	4.710	162	132457	32.030	ng		96
33) 1,2,4-Trichlorobenzene	4.785	180	125367	27.397	ng		99
36) Naphthalene	4.844	128	425942	27.392	ng		98
37) 4-Chloroaniline	4.897	65	54633	33.660	ng		99
40) Hexachlorobutadiene	4.978	225	67277	25.795	ng		99
41) 4-Chloro-3-methylphenol	5.303	107	136632	35.208	ng		99
42) 2-Methylnaphthalene	5.426	142	293169	27.898	ng		98
43) Hexachlorocyclopentadiene	5.613	237	61002	18.566	ng		99
44) 1,2,4,5-Tetrachloroben...	5.603	216	136626	27.127	ng		98
46) 2,4,6-Trichlorophenol	5.693	196	87643	31.012	ng		99
47) 2,4,5-Trichlorophenol	5.731	196	101642	35.025	ng		98
49) 2-Chloronaphthalene	5.848	162	286698	30.245	ng		99
50) 4-Nitroaniline	5.966	65	92187	36.706	ng		96

Quantitation Report (QT Reviewed)

Data Path : H:\SV2019\CHEM19\11NOV\16\
Data File : 1116_08.D
Acq On : 16 Nov 2019 5:47 am
Operator :
Client ID : COMP-1 MSD
Lab ID : CE61964 MSD
ALS Vial : 8 Sample Multiplier: 1

Quant Time: Nov 18 09:05:50 2019
Quant Method : H:\SV2019\CHEM19\METHODS\19_SPLIT_1112.M
Quant Title : Semivolatiles by GC/MS - EPA Method 625/8270
QLast Update : Mon Nov 18 08:45:47 2019
Response via : Initial Calibration

Compound	R.T.	QIon	Response	Conc	Units		Dev(Min)
52) Dimethylphthalate	6.126	163	353113	33.766	ng		99
53) 2,6-Dinitrotoluene	6.201	165	79031	34.890	ng		99
54) Acenaphthylene	6.217	152	449459	30.002	ng		100
55) 3-Nitroaniline	6.329	138	90395	43.763	ng		97
56) Acenaphthene	6.377	154	290074	31.308	ng		99
57) 2,4-Dinitrophenol	6.425	184	424	1.417	ng	#	1
58) Dibenzofuran	6.516	168	437374	31.705	ng		98
59) 2,4-Dinitrotoluene	6.543	165	102400	35.560	ng		97
60) 4-Nitrophenol	6.468	65	61479	34.540	ng		97
62) Diethyl phthalate	6.740	149	360765	34.467	ng		100
63) Fluorene	6.815	166	358815	32.467	ng		99
64) 4-Chlorophenyl phenyl ...	6.805	204	164488	32.917	ng		98
65) 2-Nitroaniline	6.869	108	66566	50.540	ng		98
66) 4,6-Dinitro-2-methylph...	6.901	198	10789	7.306	ng		96
67) N-Nitrosodiphenylamine	6.917	169	235802	29.834	ng		98
68) Azobenzene	6.938	77	329963	29.078	ng		99
71) 4-Bromophenyl phenyl e...	7.232	248	99946	32.780	ng		98
72) Hexachlorobenzene	7.371	142	41312	31.482	ng		98
74) Pentachlorophenol	7.531	266	36710	20.384	ng		94
75) Pentachloronitrobenzene	7.595	214	30706	31.790	ng		98
77) Phenanthrene	7.659	178	513241	31.602	ng		99
78) Anthracene	7.697	178	512306	31.353	ng		100
79) Carbazole	7.841	167	515270	33.694	ng		100
80) Di-n-butylphthalate	8.151	149	633344	35.443	ng		100
82) Fluoranthene	8.744	202	575430	32.703	ng		99
83) Benzidine	8.872	184	234564	20.209	ng		98
84) Pyrene	8.984	202	597398	33.442	ng		100
87) Benzyl butyl phthalate	9.769	149	287494	34.574	ng		99
88) Bis(2-ethylhexyl)phtha...	10.720	149	395887	35.832	ng		99
89) Benz(a)anthracene	10.624	228	554741	32.545	ng		99
90) Chrysene	10.699	228	531996	31.640	ng		99
91) Di-n-octylphthalate	12.024	149	695005	38.371	ng		100
92) 3,3'-dichlorobenzidine	10.608	252	190580	34.670	ng		99
94) Benzo(b)fluoranthene	12.932	252	558200	30.696	ng		99
95) Benzo(k)fluoranthene	12.991	252	537132	31.044	ng		100
96) Benzo(a)pyrene	13.765	252	494114	32.070	ng		100
97) Indeno(1,2,3-cd)pyrene	16.447	276	493760	30.625	ng		99
98) Dibenz(a,h)anthracene	16.485	278	527673	32.178	ng		98
99) Benzo(ghi)perylene	16.843	276	470360	28.311	ng		99

(#)out of range (m)manual integration reviewed by analyst (+)signals summed

Quantitation Report (QT Reviewed)

Data Path : H:\SV2019\CHEM19\11NOV\16\
Data File : 1116_08.D
Acq On : 16 Nov 2019 5:47 am
Operator :
Client ID : COMP-1 MSD
Lab ID : CE61964 MSD
ALS Vial : 8 Sample Multiplier: 1

Quant Time: Nov 18 09:05:50 2019
Quant Method : H:\SV2019\CHEM19\METHODS\19_SPLIT_1112.M
Quant Title : Semivolatiles by GC/MS - EPA Method 625/8270
QLast Update : Mon Nov 18 08:45:47 2019
Response via : Initial Calibration



CLIENT ID

SEMIVOLATILE ORGANICS ANALYSIS DATA SHEET

CE61964 BLANK

Client: NETC Lab: Phoenix Env. Labs

SDG No.: GCE61964 Lab Sample ID: CE61964 BL

Sample wt/vol: 15.00 (g/mL) g Lab File ID: 1116_04.D

Concentrated Extract Volume: 1000 (uL) Date Received: 11/15/19

% Moisture: n.a. Date Extracted: 11/15/19

Instrument: CHEM19 Inj. Vol. 1.0 (uL) Date Analyzed: 11/16/19

GPC Cleanup:(Y/N) N pH: Dilution Factor: 1

Matrix: (soil/water) Soil CONCENTRATION UNITS:(ug/L or ug/Kg) ug/Kg

CAS NO.	COMPOUND	CONC.	Q	MDL	PQL	R
62-75-9	N-Nitrosodimethylamine	230	U	94	230	r
110-86-1	Pyridine	230	U	82	230	r
108-95-2	Phenol	230	U	110	230	r
111-44-4	Bis(2-chloroethyl)ether	130	U	90	130	r
62-53-3	Aniline	330	U	330	330	r
95-57-8	2-Chlorophenol	230	U	95	230	r
541-73-1	1,3-Dichlorobenzene	230	U	99	230	r
106-46-7	1,4-Dichlorobenzene	230	U	99	230	r
95-50-1	1,2-Dichlorobenzene	180	U	94	180	r
95-48-7	2-Methylphenol (o-cresol)	230	U	160	230	r
39638-32-9	Bis(2-chloroisopropyl)ether	230	U	93	230	r
621-64-7	N-Nitrosodi-n-propylamine	130	U	110	130	r
HNX - M&P CRESO	3&4-Methylphenol (m&p-cresol)	230	U	130	230	r
98-86-2	Acetophenone	230	U	100	230	r
67-72-1	Hexachloroethane	130	U	100	130	r
98-95-3	Nitrobenzene	130	U	120	130	r
78-59-1	Isophorone	130	U	93	130	r
88-75-5	2-Nitrophenol	230	U	210	230	r
105-67-9	2,4-Dimethylphenol	230	U	83	230	r
111-91-1	Bis(2-chloroethoxy)methane	230	U	92	230	r
65-85-0	Benzoic Acid	330	U	670	330	r
120-83-2	2,4-Dichlorophenol	130	U	120	130	r
120-82-1	1,2,4-Trichlorobenzene	230	U	100	230	r
91-20-3	Naphthalene	230	U	96	230	r
106-47-8	4-Chloroaniline	230	U	160	230	r
87-68-3	Hexachlorobutadiene	230	U	120	230	r
59-50-7	4-Chloro-3-methylphenol	230	U	120	230	r
91-57-6	2-Methylnaphthalene	230	U	99	230	r
77-47-4	Hexachlorocyclopentadiene	230	U	100	230	r
95-94-3	1,2,4,5-Tetrachlorobenzene	230	U	120	230	r
88-06-2	2,4,6-Trichlorophenol	130	U	110	130	r
95-95-4	2,4,5-Trichlorophenol	230	U	180	230	r
91-58-7	2-Chloronaphthalene	230	U	95	230	r
100-01-6	4-Nitroaniline	230	U	110	230	r
131-11-3	Dimethylphthalate	230	U	100	230	r
606-20-2	2,6-Dinitrotoluene	130	U	110	130	r

FORM I SV

r=Result Reported U=Not Detected D=Reported Dilution E/J=Estimated Value X=Not Used S=Lab Solvent

CLIENT ID

SEMIVOLATILE ORGANICS ANALYSIS DATA SHEET

CE61964 BLANK

Client: NETC Lab: Phoenix Env. Labs

SDG No.: GCE61964 Lab Sample ID: CE61964 BL

Sample wt/vol: 15.00 (g/mL) g Lab File ID: 1116_04.D

Concentrated Extract Volume: 1000 (uL) Date Received: 11/15/19

% Moisture: n.a. Date Extracted: 11/15/19

Instrument: CHEM19 Inj. Vol. 1.0 (uL) Date Analyzed: 11/16/19

GPC Cleanup:(Y/N) N pH: Dilution Factor: 1

Matrix: (soil/water) Soil CONCENTRATION UNITS:(ug/L or ug/Kg) ug/Kg

CAS NO.	COMPOUND	CONC.	Q	MDL	PQL	R
208-96-8	Acenaphthylene	130	U	93	130	r
99-09-2	3-Nitroaniline	330	U	330	330	r
83-32-9	Acenaphthene	230	U	100	230	r
51-28-5	2,4-Dinitrophenol	230	U	230	230	r
132-64-9	Dibenzofuran	230	U	97	230	r
121-14-2	2,4-Dinitrotoluene	130	U	130	130	r
100-02-7	4-Nitrophenol	230	U	150	230	r
84-66-2	Diethyl phthalate	230	U	110	230	r
86-73-7	Fluorene	230	U	110	230	r
7005-72-3	4-Chlorophenyl phenyl ether	230	U	110	230	r
88-74-4	2-Nitroaniline	330	U	330	330	r
534-52-1	4,6-Dinitro-2-methylphenol	230	U	170	230	r
86-30-6	N-Nitrosodiphenylamine	130	U	130	130	r
122-66-7	Azobenzene	230	U	110	230	r
101-55-3	4-Bromophenyl phenyl ether	230	U	98	230	r
118-74-1	Hexachlorobenzene	130	U	97	130	r
87-86-5	Pentachlorophenol	230	U	130	230	r
82-68-8	Pentachloronitrobenzene	230	U	120	230	r
85-01-8	Phenanthrene	130	U	95	130	r
120-12-7	Anthracene	230	U	110	230	r
86-74-8	Carbazole	230	U	230	230	r
84-74-2	Di-n-butylphthalate	670	U	330	670	r
206-44-0	Fluoranthene	230	U	110	230	r
92-87-5	Benzidine	330	U	200	330	r
129-00-0	Pyrene	230	U	110	230	r
85-68-7	Benzyl butyl phthalate	230	U	86	230	r
117-81-7	Bis(2-ethylhexyl)phthalate	230	U	96	230	r
56-55-3	Benz(a)anthracene	230	U	110	230	r
218-01-9	Chrysene	230	U	110	230	r
117-84-0	Di-n-octylphthalate	230	U	86	230	r
91-94-1	3,3'-dichlorobenzidine	130	U	130	130	r
205-99-2	Benzo(b)fluoranthene	160	U	110	160	r
207-08-9	Benzo(k)fluoranthene	230	U	110	230	r
50-32-8	Benzo(a)pyrene	130	U	110	130	r
193-39-5	Indeno(1,2,3-cd)pyrene	230	U	110	230	r
53-70-3	Dibenz(a,h)anthracene	130	U	110	130	r

FORM I SV

r=Result Reported U=Not Detected D=Reported Dilution E/J=Estimated Value X=Not Used S=Lab Solvent

CLIENT ID

SEMIVOLATILE ORGANICS ANALYSIS DATA SHEET

CE61964 BLANK

Client: NETC Lab: Phoenix Env. Labs

SDG No.: GCE61964 Lab Sample ID: CE61964 BL

Sample wt/vol: 15.00 (g/mL) g Lab File ID: 1116_04.D

Concentrated Extract Volume: 1000 (uL) Date Received: 11/15/19

% Moisture: n.a. Date Extracted: 11/15/19

Instrument: CHEM19 Inj. Vol. 1.0 (uL) Date Analyzed: 11/16/19

GPC Cleanup:(Y/N) N pH: Dilution Factor: 1

Matrix: (soil/water) Soil CONCENTRATION UNITS:(ug/L or ug/Kg) ug/Kg

CAS NO.	COMPOUND	CONC.	Q	MDL	PQL	R
191-24-2	Benzo(ghi)perylene	230	U	110	230	r

FORM I SV

r=Result Reported U=Not Detected D=Reported Dilution E/J=Estimated Value X=Not Used S=Lab Solvent

Quantitation Report (QT/LSC Reviewed)

Data Path : H:\SV2019\CHEM19\11NOV\16\
Data File : 1116_04.D
Acq On : 16 Nov 2019 4:13 am
Operator :
Client ID : CE61964 BLANK
Lab ID : CE61964 BLANK
ALS Vial : 4 Sample Multiplier: 1

Quant Time: Nov 18 09:05:38 2019
Quant Method : H:\SV2019\CHEM19\METHODS\19_SPLIT_1112.M
Quant Title : Semivolatiles by GC/MS - EPA Method 625/8270
QLast Update : Mon Nov 18 08:45:39 2019
Response via : Initial Calibration

Compound	R.T.	QIon	Response	Conc	Units	Dev(Min)
Internal Standards						
1) 1,4-Dichlorobenzene-d4	3.797	152	126751	40.000	ng	0.00
26) Naphthalene-d8	4.828	136	452811	40.000	ng	0.00
45) Acenaphthene-d10	6.356	164	241496	40.000	ng	0.00
69) Phenanthrene-d10	7.643	188	444803	40.000	ng	0.00
86) Chrysene-d12	10.656	240	383272	40.000	ng	0.00
93) Perylene-d12	13.942	264	433144	40.000	ng	-0.01
System Monitoring Compounds						
6) % 2-Fluorophenol	2.926	112	156026	41.019	ng	0.01
Spiked Amount 75.000	Range 30 - 130		Recovery = 54.69%			
7) % Phenol-d5	3.535	99	202074	43.502	ng	0.00
Spiked Amount 75.000	Range 30 - 130		Recovery = 58.00%			
24) % Nitrobenzene-d5	4.251	82	114568	28.580	ng	0.00
Spiked Amount 50.000	Range 30 - 130		Recovery = 57.16%			
48) % 2-Fluorobiphenyl	5.752	172	267317	29.641	ng	0.00
Spiked Amount 50.000	Range 30 - 130		Recovery = 59.28%			
70) % 2,4,6-Tribromophenol	7.050	62	28896	43.492	ng	0.00
Spiked Amount 75.000	Range 30 - 130		Recovery = 57.99%			
85) % Terphenyl-d14	9.139	244	327782	32.329	ng	0.00
Spiked Amount 50.000			Recovery = 64.66%			
Target Compounds						Qvalue

(#)out of range (m)manual integration reviewed by analyst (+)signals summed

Quantitation Report (QT/LSC Reviewed)

Data Path : H:\SV2019\CHEM19\11NOV\16\
Data File : 1116_04.D
Acq On : 16 Nov 2019 4:13 am
Operator :
Client ID : CE61964 BLANK
Lab ID : CE61964 BLANK
ALS Vial : 4 Sample Multiplier: 1

Quant Time: Nov 18 09:05:38 2019
Quant Method : H:\SV2019\CHEM19\METHODS\19_SPLIT_1112.M
Quant Title : Semivolatiles by GC/MS - EPA Method 625/8270
QLast Update : Mon Nov 18 08:45:39 2019
Response via : Initial Calibration

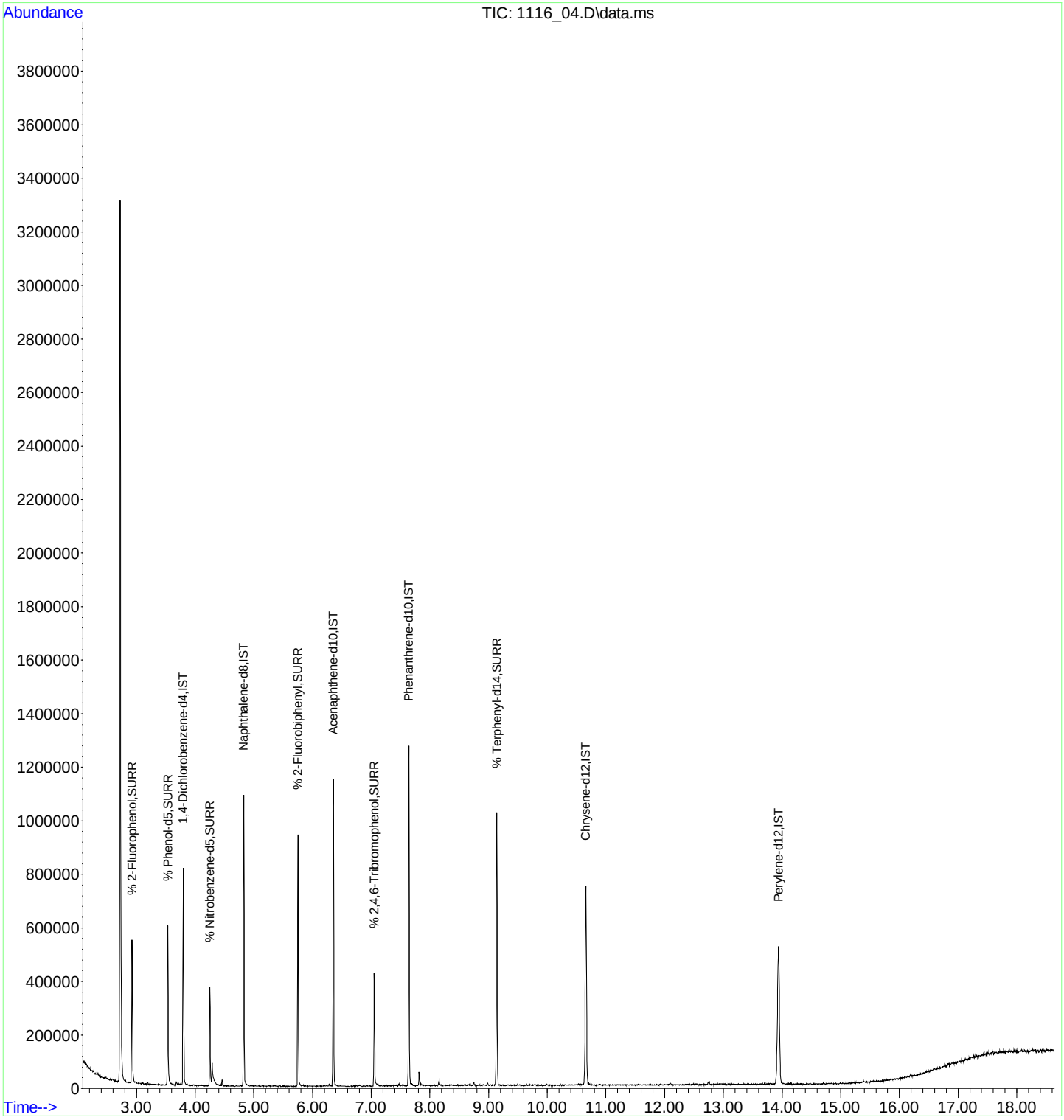

Injection Log

Data Directory: H:\SV2019\CHEM19\11NOV\12A\

Line	Vl	FileName	SampleName	MiscInfo	Injection Time
1)	3	1112_36.D	xxxxxxxxxx		11/12/19 19:29
2)	1	1112_37.D	xxxxxxxxxx		11/12/19 19:52
3)	2	1112_38.D	xxxxxxxxxx		11/12/19 20:16
4)	3	1112_39.D	xxxxxxxxxx		11/12/19 20:40
5)	3	1112_40.D	xxxxxxxxxx		11/12/19 21:03
6)	1	1112_41.D	xxxxxxxxxx		11/12/19 21:27
7)	2	1112_42.D	xxxxxxxxxx		11/12/19 21:50
8)	3	1112_43.D	xxxxxxxxxx		11/12/19 22:14
9)	1	1112_44.D	DFTPP TUNE	50PPM DFTPP/BENZ; 93	11/12/19 22:39
10)	2	1112_45.D	xxxxxxxxxx		11/12/19 23:03
11)	3	1112_46.D	xxxxxxxxxx		11/12/19 23:27
12)	4	1112_47.D	ICAL 100	100PPM 8270; 92C	11/12/19 23:50
13)	5	1112_48.D	ICAL 75	75PPM 8270; 92D	11/13/19 0:14
14)	6	1112_49.D	ICAL 50	50PPM 8270; 92E	11/13/19 0:38
15)	7	1112_50.D	ICAL 30	30PPM 8270; 92F	11/13/19 1:01
16)	8	1112_51.D	ICAL 10	10PPM 8270; 92G	11/13/19 1:25
17)	9	1112_52.D	ICAL 5	5PPM 8270; 92H	11/13/19 1:49
18)	10	1112_53.D	ICAL 2.5	2.5PPM 8270; 92I	11/13/19 2:12
19)	11	1112_54.D	ICAL 1	1PPM 8270; 92J	11/13/19 2:36
20)	12	1112_55.D	xxxxxxxxxx		11/13/19 3:00

Injection Log

Data Directory: H:\SV2019\CHEM19\11NOV\08\

Line	Vl	FileName	SampleName	MiscInfo	Injection Time
1)	0	1108_07.D	xxxxxxxxxx		N/A
2)	3	1108_01.D	xxxxxxxxxx		11/08/19 16:27
3)	1	1108_02.D	xxxxxxxxxx		11/08/19 16:50
4)	2	1108_03.D	xxxxxxxxxx		11/08/19 17:14
5)	2	1108_03A.D	xxxxxxxxxx		11/08/19 19:08
6)	3	1108_04.D	xxxxxxxxxx		11/08/19 19:39
7)	1	1108_05.D	xxxxxxxxxx		11/08/19 20:02
8)	2	1108_06.D	xxxxxxxxxx		11/08/19 20:26
9)	3	1108_08.D	xxxxxxxxxx		11/08/19 20:50
10)	1	1108_09.D	xxxxxxxxxx		11/08/19 21:13
11)	2	1108_10.D	xxxxxxxxxx		11/08/19 21:37
12)	3	1108_11.D	xxxxxxxxxx		11/08/19 22:03
13)	1	1108_12.D	DFTPP TUNE	50PPM DFTPP/BENZ; 92	11/08/19 22:27
14)	2	1108_13.D	xxxxxxxxxx		11/08/19 22:50
15)	3	1108_14.D	xxxxxxxxxx		11/08/19 23:15
16)	4	1108_15.D	xxxxxxxxxx		11/08/19 23:38
17)	5	1108_16.D	xxxxxxxxxx		11/09/19 0:02
18)	6	1108_17.D	xxxxxxxxxx		11/09/19 0:25
19)	7	1108_18.D	xxxxxxxxxx		11/09/19 0:49
20)	8	1108_19.D	xxxxxxxxxx		11/09/19 1:12
21)	9	1108_20.D	xxxxxxxxxx		11/09/19 1:36
22)	10	1108_21.D	xxxxxxxxxx		11/09/19 1:59
23)	11	1108_22.D	xxxxxxxxxx		11/09/19 2:23
24)	12	1108_23.D	ICAL 100	100PPM 8270/BENZ; 93	11/09/19 2:46
25)	13	1108_24.D	ICAL 75	75PPM 8270/BENZ; 93D	11/09/19 3:10
26)	14	1108_25.D	ICAL 50	50PPM 8270/BENZ; 93E	11/09/19 3:34
27)	15	1108_26.D	ICAL 30	30PPM 8270/BENZ; 93F	11/09/19 3:57
28)	16	1108_27.D	ICAL 10	10PPM 8270/BENZ; 93G	11/09/19 4:21
29)	17	1108_28.D	ICAL 5	5PPM 8270/BENZ; 93H	11/09/19 4:45
30)	18	1108_29.D	ICAL 2.5	2.5PPM 8270/BENZ; 93	11/09/19 5:08
31)	19	1108_30.D	ICAL 1	1PPM 8270/BENZ; 93J	11/09/19 5:32
32)	20	1108_31.D	xxxxxxxxxx		11/09/19 5:56

Injection Log

Data Directory: H:\SV2019\CHEM19\11NOV\16\

Line	Vl	FileName	SampleName	MiscInfo	Injection Time
1)	3	1116_01.D	xxxxxxxxxx		11/16/19 2:57
2)	1	1116_02.D	DFTPP TUNE	50PPM DFTPP/BENZ; 93	11/16/19 3:20
3)	2	1116_03.D	CCAL 30	30PPM 8270; 94E	11/16/19 3:44
4)	4	1116_04.D	CE61964 BLANK	CE61964 BLANK	11/16/19 4:13
5)	5	1116_05.D	CE61964 LCS	CE61964 LCS	11/16/19 4:36
6)	6	1116_06.D	CE61964 LCSD	CE61964 LCSD	11/16/19 5:00
7)	7	1116_07.D	COMP-1 MS	CE61964 MS	11/16/19 5:23
8)	8	1116_08.D	COMP-1 MSD	CE61964 MSD	11/16/19 5:47
9)	9	1116_09.D	COMP-1	CE61964	11/16/19 6:11
10)	10	1116_10.D	xxxxxxxxxx		11/16/19 6:35
11)	11	1116_11.D	xxxxxxxxxx		11/16/19 6:58
12)	12	1116_12.D	xxxxxxxxxx		11/16/19 7:22
13)	13	1116_13.D	xxxxxxxxxx		11/16/19 7:46
14)	14	1116_14.D	xxxxxxxxxx		11/16/19 8:09
15)	15	1116_15.D	xxxxxxxxxx		11/16/19 8:33
16)	16	1116_16.D	xxxxxxxxxx		11/16/19 8:57
17)	17	1116_17.D	xxxxxxxxxx		11/16/19 9:20
18)	18	1116_18.D	xxxxxxxxxx		11/16/19 9:44
19)	19	1116_19.D	xxxxxxxxxx		11/16/19 10:08
20)	20	1116_20.D	xxxxxxxxxx		11/16/19 10:31
21)	21	1116_21.D	xxxxxxxxxx		11/16/19 10:55
22)	22	1116_22.D	xxxxxxxxxx		11/16/19 11:19
23)	23	1116_23.D	xxxxxxxxxx		11/16/19 11:42
24)	24	1116_24.D	xxxxxxxxxx		11/16/19 12:06
25)	25	1116_25.D	xxxxxxxxxx		11/16/19 12:30
26)	26	1116_26.D	xxxxxxxxxx		11/16/19 12:53
27)	27	1116_27.D	xxxxxxxxxx		11/16/19 13:17
28)	28	1116_28.D	CCAL 30	30PPM 8270; 94E	11/16/19 13:41

ASE **Soil Ext. for Semi- Vol**

ASESV-506516 **QAQC Code** #Q$8270S **QAQC Sample #** CE61964 11/15/19 1:03 PM

	Sample / C#	Acode	Analysis/ ASE Id	Wt(g)	Surrogate Vol (ml)	Final Vol (ml)	Cell #	Comments	Start Date	Finish Date	Initials
0	CE61964 *	BLK	ASE #8	15	0.5	1	E175	(2)	11/15	11/15	VV/LE
0	CE61964 *	LCS	ASE #8	15	0.5	1	E206	1 ML + 1	11/15	11/15	VV/LE
0	CE61964 *	LCSD	ASE #8	15	0.5	1	E12	1 ML + 1	11/15	11/15	VV/LE
0	CE61964 * - 8	MS	ASE #8	15.04	0.5	1	P225	1 ML + 1	11/15	11/15	K/R/LE
0	CE61964 * - 8	MSD	ASE #8	15.13	0.5	1	E24	1 ML + 1	11/15	11/15	K/R/LE
1	CE59714 - 6	ASESV	ASE #8 VOA	15.44	0.5	1	E18		11/15	11/15	RR/LE
2	CE59715 - 12	ASESV	ASE #8 VOA	15.14	0.5	1	E58A		11/15	11/15	RR/LE
3	CE59716 - 6	ASESV	ASE #8 VOA	15.23	0.5	1	E191		11/15	11/15	RR/LE
4	CE59717 - 6	ASESV	ASE #8 VOA	15.34	0.5	1	E146		11/15	11/15	RR/LE
5	CE59718 - 5	ASESV	ASE #8 VOA	15.10	0.5	1	E13		11/15	11/15	RR/LE
6	CE60773 - 10	ASESV	ASE #8 VOA	15.07	0.5	1	T8	4 NUM	11/15	11/15	K/R/LE
7	CE60774 - 8	ASESV	ASE #8 VOA	15.38	0.5	1	T96	4 NUM	11/15	11/15	K/R/LE
8	CE60775 - 11	ASESV	ASE #8 VOA	15.34	0.5	1	R302	4 NUM	11/15	11/15	K/R/LE
9	CE60776 - 8	ASESV	ASE #8 VOA	15.13	0.5	1	223	4 NUM	11/15	11/15	K/R/LE
10	CE60777 - 7	ASESV	ASE #8 VOA	15.40	0.5	1	T60	4 NUM	11/15	11/15	K/R/LE
11	CE60778 - 11	ASESV	ASE #8 VOA	15.23	0.5	1	035	4 NUM	11/15	11/15	K/R/LE
12	CE60993 - 1	ASESV	ASE #8 VOA	15.29	0.5	1	P228		11/15	11/15	RR/LE
13	CE60994 - 1	ASESV	ASE #8 VOA	15.15	0.5	1	P234		11/15	11/15	RR/LE
14	CE60995 - 1	ASESV	ASE #8 VOA	15.25	0.5	1	P213		11/15	11/15	RR/LE
15	CE60996 - 1	ASESV	ASE #8 VOA	15.14	0.5	1	P227		11/15	11/15	RR/LE
16	CE61359 ** - 9	ASESV	ASE #8 VOA	15.04	0.5	1	T308		11/15	11/15	K/R/LE
17	CE61527 ** - 7	ASESV	ASE #8 VOA	15.23	0.5	1	X186		11/15	11/15	K/R/LE
18	CE61767 * - 2	ASESV	ASE #8	15.11	0.5	1	D69	90:10	11/15	11/15	K/R/LE
19	CE61811 ** - 3	ASESV	ASE #8 VOA	15.19	0.5	1	X180		11/15	11/15	K/R/LE
20	CE61964 * - 8	ASESV	ASE #8	15.32	0.5	1	X84		11/15	11/15	K/R/LE

QC Rpt Cmnt

Prep Comment

Post Comment

Surrogate Id # ultra (CUS-8804) **Tracking #** **Time In**

Spike # **Tracking #** **Time Out**

LCSID # **Tracking #** **Temp**

Standards **Time Basic**

Vendor Id	Item ID	Phoenix Lot Number	Vendor Lot Number	Expiration Date
Brand-Nu	Acetone	S#NJA	236138	05/01/20
Brand-Nu	Dcm	S#NPP	DX259-US	05/10/20
Phoenix	SVOA - 50ppm Benzidine Spike	SVOA93Z	----------	11/12/20
Phoenix	SVOA - SV Spike	SVOA94C	----------	09/26/20
Ultra	Semi-volatile Sm Surrogate W/o Color Ind. Cus-8804	S#MEJ	6483694	05/11/20

PHOENIX
Environmental Laboratories, Inc.

587 East Middle Turnpike, P.O. Box 370, Manchester, CT 06040
Telephone: 860.645.1102 • Fax: 860.645.0823

NY ANALYTICAL SERVICES PROTOCOL
DATA PACKAGE

Client: NETC

125 BATH STREET

Laboratory Project: GCE61964

Volatiles (Soil)
Ver 1

Organic Data Flags

LOD(MDL): Limit of Detection or Method Detection Limit
The minimum reportable concentration that can be measured with confidence.

PQL(RL): Practical Quantitation Level or Reporting Level
This value is at or above the MDL and is supported by the lowest calibration standard.

· · Q Qualifiers:

U - The compound was analyzed for but not detected at or above the MDL. The number immediately preceding the "U" represents the PQL reporting level corrected for percent solids, weight and/or volume calculations, and dilution factors.

J - Indicates an estimated value, may indicate one of the following, depending on the situation:
a) The reported value is estimated and below the MDL
b) Used when estimating a concentration for TIC where a 1:1 response is assumed or when the result indicates the presence of a compound that meets the indentification criteria, but the results is less than the quantitation limit, but greater than zero.
c) QC associated with this analyte is within warning limits.

X - The concentration is not reported. This quantitation file was not evaluated for this compound at this dilution; a volatile purging or related issue may be the cause.

L - Biased Low

N - The concentration is based on the response of the nearest internal. This flag is used on the TIC form for all compounds identified.

S - This compound is a solvent that is used in the laboratory. Laboratory contamination is suspected if concentration is less than five times the reporting level.

B - This compound was also present in the method blank

D - The reported concentration is the result of a diluted analysis.

E - The reported value is estimated because the concentration exceeded the calibration range.

A - Indicates that the tentatively identified compound is a suspected aldol condensation product. Aldol condensation products are produced during the extraction process.

Q - For TICS, this compound was quantitated using a calibration curve. This compound is part of the instrument method, but not part of the client target list.

P- Percent difference is greater than 25% between the two GC columns and the lower result is reported.

PHOENIX
Environmental Laboratories, Inc.
587 East Middle Turnpike, P.O.Box 370, Manchester, CT 06040
Tel. (860) 645-1102 Fax (860) 645-0823

ACCREDITED IN ACCORDANCE WITH nelac NY # 11301

SDG: GCE61964

Volatile Soil Conformance / Non-Conformance Summary

Project ID / Client ID: 125 BATH STREET, NETC

Form 1 (Analysis):

No observations noted.

Form 2 (Surrogates):

All surrogates met criteria with the following exceptions: None.

Form 3 (Laboratory Control/Matrix Spike):

Sample: CE61965 LCS
All LCS recoveries met criteria with the following exceptions: Dichlorodifluoromethane 133%, Acetone 67%
All LCSD recoveries met criteria with the following exceptions: Dichlorodifluoromethane 135%, Bromomethane 131%, Acetone 69%
All LCS/LCSD RPDs met criteria with the following exceptions: None.

Sample: CE61965 MS
All MS recoveries met criteria with the following exceptions: Chloroethane 60%, Acetone 25%, 1,2,3-Trichlorobenzene 69%
All MSD recoveries met criteria with the following exceptions: Chloroethane 51%, Acetone 48%, 1,4-Dichlorobenzene 68%, 1,2,4-Trichlorobenzene 65%, Naphthalene 65%, 1,2,3-Trichlorobenzene 64%
All MS/MSD RPDs met criteria with the following exceptions: Acetone 63.0%

Form 4 (Method Blank):

File: CHEM31 1115_42.D
All compounds were non-detect with the following exceptions: None.

Form 5 (Tune):

File: CHEM31 1111_14.D
All Tune criteria was met with the following exceptions: None.

File: CHEM31 1115_34.D
All Tune criteria was met with the following exceptions: None.

Form 6 (Initial Calibration):

Calibration: CHEM31 11/11/19 - 11/11/19
94% of method compounds met criteria.
The following compounds did not meet % deviation criteria: Acetone 35.5% (20) , Dibromochloromethane 21.1% (20) , Bromoform 25.3% (20) , 1,2-Dibromo-3-Chloropropane 23.1% (20) , Naphthalene 26.8% (20)
The following compounds did not meet maximum % deviations: None.
The following compounds did not meet recommended response factors: Bromomethane 0.093 (0.1) , Acetone 0.086 (0.1) , Tetrachloroethene 0.158 (0.2) , Bromoform 0.076 (0.1)
The following compounds did not meet minimum response factors: None.

Form 7 (Continuing Calibration):

File: CHEM31 1115_34.D (Opening)
96% of method compounds met criteria.

PHOENIX
Environmental Laboratories, Inc.
587 East Middle Turnpike, P.O.Box 370, Manchester, CT 06040
Tel. (860) 645-1102 Fax (860) 645-0823

ACCREDITED IN ACCORDANCE WITH nelac NY # 11301

SDG: GCE61964

Volatile Soil Conformance / Non-Conformance Summary

Project ID / Client ID: 125 BATH STREET, NETC

Internal standard areas were within 50 to 200% of the initial calibration with the following exceptions: None.
The following compounds did not meet % deviation criteria: Acetone 25.6% (20) , 1,2,4-Trichlorobenzene -23.8% (20) , 1,2,3-Trichlorobenzene -20.9% (20)
The following compounds did not meet maximum % deviations: None.
The following compounds did not meet recommended response factors: Acetone 0.064 (0.1) , Tetrachloroethene 0.176 (0.2) , Bromoform 0.085 (0.1)
The following compounds did not meet minimum response factors: None.

File: CHEM31 1115_65.D (Closing)
The following compounds did not meet maximum % deviations: None.
The following compounds did not meet minimum response factors: None.

Form 8 (Internal Standard and Retention Time):

File: CHEM31 - VT-L111119.M / 1111_18.D
All samples met internal standard area and retention time critieria with the following exceptions: None.

File: CHEM31 - VT-L111119.M / 1115_34.D
All samples met internal standard area and retention time critieria with the following exceptions: None.

11/27/19

Alejandro Paredes
Project Manager

2C
Soil VOLATILE SYSTEM MONITORING COMPOUND RECOVERY

Lab Name: Phoenix Environmental Labs Client: NETC

Lab Code: Phoenix Case No.: SDG: GCE61964

QC Batch Id: 506704 QC Sample Id: CE61965

	CLIENT ID	LAB ID	SMC1 DBFM #	SMC2 TOL #	SMC3 BFB #	SMC4 DCB #	TOT OUT
01	CE61965 LCS	CE61965 LCS	110	98	104	100	0
02	CE61965 LCSD	CE61965 LCSD	100	99	104	99	0
03	CE61965 BLANK	CE61965 BLANK	99	97	99	101	0
04	GRAB-1	CE61965	98	98	99	100	0
05	GRAB-1 MS	CE61965 MS	102	98	104	101	0
06	GRAB-1 MSD	CE61965 MSD	111	98	104	99	0
07							
08							
09							
10							
11							
12							
13							
14							
15							
16							
17							
18							
19							
20							
21							
22							
23							
24							
25							
26							
27							
28							
29							
30							

			QC LIMITS
SMC1	DBFM	Dibromofluoromethane	(70-130)
SMC2	TOL	Toluene-d8	(70-130)
SMC3	BFB	Bromofluorobenzene	(70-130)
SMC4	DCB	1,2-dichlorobenzene-d4	(70-130)

Column to be used to flag recovery values
* Values outside of contract required QC limits
D Surrogate diluted out

FORM II VOA

3D
SOIL VOLATILE LCS SPIKE / LCS SPIKE DUPLICATE RECOVERY

Lab Name: Phoenix Environmental Labs Client: NETC

Lab Code: Phoenix Case No: SAS No: SDG No GCE61964

LCS Spike - Client Id: CE61965 LCS Level:(low/med) Low

COMPOUND	SPIKE ADDED (ug/Kg)	SAMPLE CONCENTRATION (ug/Kg)	LCS CONCENTRATION (ug/Kg)	LCS % REC #	QC. LIMITS REC.	
Dichlorodifluoromethane	50	0.0	66.35	133 *	70	130
Chloromethane	50	0.0	56.64	113	70	130
Vinyl Chloride	50	0.0	50.77	102	70	130
Bromomethane	50	0.0	62.76	126	70	130
Chloroethane	50	0.0	56.20	112	70	130
Trichlorofluoromethane	50	0.0	55.58	111	70	130
1,1-Dichloroethene	50	0.0	55.91	112	70	130
Trichlorotrifluoroethane	50	0.0	58.52	117	70	130
Carbon Disulfide	50	0.0	54.74	109	70	130
Methylene Chloride	50	0.0	44.64	89	70	130
Acetone	50	0.0	33.47	67 *	70	130
Trans-1,2-Dichloroethene	50	0.0	53.79	108	70	130
Methyl t-Butyl Ether (MTBE)	50	0.0	55.04	110	70	130
1,1-Dichloroethane	50	0.0	51.13	102	70	130
Acrylonitrile	50	0.0	51.90	104	70	130
Cis-1,2-Dichloroethene	50	0.0	52.74	105	70	130
2,2-Dichloropropane	50	0.0	52.52	105	70	130
Bromochloromethane	50	0.0	53.11	106	70	130
Chloroform	50	0.0	50.17	100	70	130

COMPOUND	SPIKE ADDED (ug/Kg)	LCSD CONCENTRATION (ug/Kg)	LCSD % REC #	% RPD #	QC LIMITS RPD	REC.	
Dichlorodifluoromethane	50	67.33	135 *	1.5	30	70	130
Chloromethane	50	57.44	115	1.8	30	70	130
Vinyl Chloride	50	50.87	102	0.0	30	70	130
Bromomethane	50	65.27	131 *	3.9	30	70	130
Chloroethane	50	56.40	113	0.9	30	70	130
Trichlorofluoromethane	50	57.27	115	3.5	30	70	130
1,1-Dichloroethene	50	56.62	113	0.9	30	70	130
Trichlorotrifluoroethane	50	60.28	121	3.4	30	70	130
Carbon Disulfide	50	54.67	109	0.0	30	70	130
Methylene Chloride	50	45.02	90	1.1	30	70	130
Acetone	50	34.57	69 *	2.9	30	70	130
Trans-1,2-Dichloroethene	50	53.24	106	1.9	30	70	130
Methyl t-Butyl Ether (MTBE)	50	55.34	111	0.9	30	70	130
1,1-Dichloroethane	50	51.14	102	0.0	30	70	130
Acrylonitrile	50	51.00	102	1.9	30	70	130
Cis-1,2-Dichloroethene	50	49.51	99	5.9	30	70	130
2,2-Dichloropropane	50	52.83	106	0.9	30	70	130
Bromochloromethane	50	53.19	106	0.0	30	70	130
Chloroform	50	49.99	100	0.0	30	70	130

FORM III VOA

3D
SOIL VOLATILE LCS SPIKE / LCS SPIKE DUPLICATE RECOVERY

Lab Name: Phoenix Environmental Labs Client: NETC

Lab Code: Phoenix Case No: SAS No: SDG No GCE61964

LCS Spike - Client Id: CE61965 LCS Level:(low/med) Low

COMPOUND	SPIKE ADDED (ug/Kg)	SAMPLE CONCENTRATION (ug/Kg)	LCS CONCENTRATION (ug/Kg)	LCS % REC #	QC. LIMITS REC.	
Carbon Tetrachloride	50	0.0	50.94	102	70	130
Tetrahydrofuran (THF)	125	0.0	135.0	108	70	130
1,1,1-Trichloroethane	50	0.0	57.15	114	70	130
Methyl Ethyl Ketone	50	0.0	47.90	96	70	130
1,1-Dichloropropene	50	0.0	53.70	107	70	130
Benzene	50	0.0	52.01	104	70	130
1,2-Dichloroethane	50	0.0	51.48	103	70	130
Trichloroethene	50	0.0	52.63	105	70	130
Dibromomethane	50	0.0	51.80	104	70	130
1,2-dichloropropane	50	0.0	51.48	103	70	130
Bromodichloromethane	50	0.0	52.79	106	70	130
cis-1,3-Dichloropropene	50	0.0	53.89	108	70	130
Toluene	50	0.0	52.76	106	70	130
4-Methyl-2-Pentanone	50	0.0	51.74	103	70	130
Tetrachloroethene	50	0.0	54.31	109	70	130
trans-1,3-Dichloropropene	50	0.0	53.40	107	70	130
1,1,2-Trichloroethane	50	0.0	51.87	104	70	130
Dibromochloromethane	50	0.0	56.41	113	70	130
1,3-Dichloropropane	50	0.0	52.02	104	70	130

COMPOUND	SPIKE ADDED (ug/Kg)	LCSD CONCENTRATION (ug/Kg)	LCSD % REC #	% RPD #	QC LIMITS RPD	REC.	
Carbon Tetrachloride	50	50.83	102	0.0	30	70	130
Tetrahydrofuran (THF)	125	119.3	95	12.8	30	70	130
1,1,1-Trichloroethane	50	53.23	106	7.3	30	70	130
Methyl Ethyl Ketone	50	48.11	96	0.0	30	70	130
1,1-Dichloropropene	50	53.92	108	0.9	30	70	130
Benzene	50	52.60	105	1.0	30	70	130
1,2-Dichloroethane	50	51.74	103	0.0	30	70	130
Trichloroethene	50	53.22	106	0.9	30	70	130
Dibromomethane	50	52.21	104	0.0	30	70	130
1,2-dichloropropane	50	52.21	104	1.0	30	70	130
Bromodichloromethane	50	53.46	107	0.9	30	70	130
cis-1,3-Dichloropropene	50	53.86	108	0.0	30	70	130
Toluene	50	53.35	107	0.9	30	70	130
4-Methyl-2-Pentanone	50	52.79	106	2.9	30	70	130
Tetrachloroethene	50	54.09	108	0.9	30	70	130
trans-1,3-Dichloropropene	50	54.19	108	0.9	30	70	130
1,1,2-Trichloroethane	50	52.10	104	0.0	30	70	130
Dibromochloromethane	50	56.05	112	0.9	30	70	130
1,3-Dichloropropane	50	52.44	105	1.0	30	70	130

FORM III VOA

3D
SOIL VOLATILE LCS SPIKE / LCS SPIKE DUPLICATE RECOVERY

Lab Name: Phoenix Environmental Labs Client: NETC

Lab Code: Phoenix Case No: SAS No: SDG No GCE61964

LCS Spike - Client Id: CE61965 LCS Level:(low/med) Low

COMPOUND	SPIKE ADDED (ug/Kg)	SAMPLE CONCENTRATION (ug/Kg)	LCS CONCENTRATION (ug/Kg)	LCS % REC #	QC. LIMITS REC.	
1,2-Dibromoethane	50	0.0	53.93	108	70	130
2-Hexanone	50	0.0	47.48	95	70	130
Chlorobenzene	50	0.0	52.70	105	70	130
Ethylbenzene	50	0.0	53.24	106	70	130
1,1,1,2-Tetrachloroethane	50	0.0	55.59	111	70	130
m&p-Xylene	100	0.0	108.5	108	70	130
o-Xylene	50	0.0	55.26	111	70	130
Styrene	50	0.0	54.58	109	70	130
Bromoform	50	0.0	55.46	111	70	130
Isopropylbenzene	50	0.0	52.46	105	70	130
Bromobenzene	50	0.0	52.57	105	70	130
n-Propylbenzene	50	0.0	53.07	106	70	130
1,1,2,2-Tetrachloroethane	50	0.0	51.88	104	70	130
2-Chlorotoluene	50	0.0	52.68	105	70	130
1,3,5-Trimethylbenzene	50	0.0	54.33	109	70	130
1,2,3-Trichloropropane	50	0.0	49.60	99	70	130
trans-1,4-Dichloro-2-butene	250	0.0	286.1	114	70	130
4-Chlorotoluene	50	0.0	51.94	104	70	130
tert-Butylbenzene	50	0.0	53.52	107	70	130

COMPOUND	SPIKE ADDED (ug/Kg)	LCSD CONCENTRATION (ug/Kg)	LCSD % REC #	% RPD #	QC LIMITS RPD	REC.	
1,2-Dibromoethane	50	53.99	108	0.0	30	70	130
2-Hexanone	50	48.60	97	2.1	30	70	130
Chlorobenzene	50	53.12	106	0.9	30	70	130
Ethylbenzene	50	54.08	108	1.9	30	70	130
1,1,1,2-Tetrachloroethane	50	56.40	113	1.8	30	70	130
m&p-Xylene	100	108.8	109	0.9	30	70	130
o-Xylene	50	55.49	111	0.0	30	70	130
Styrene	50	54.64	109	0.0	30	70	130
Bromoform	50	55.69	111	0.0	30	70	130
Isopropylbenzene	50	53.03	106	0.9	30	70	130
Bromobenzene	50	52.66	105	0.0	30	70	130
n-Propylbenzene	50	53.73	107	0.9	30	70	130
1,1,2,2-Tetrachloroethane	50	52.59	105	1.0	30	70	130
2-Chlorotoluene	50	53.52	107	1.9	30	70	130
1,3,5-Trimethylbenzene	50	55.06	110	0.9	30	70	130
1,2,3-Trichloropropane	50	50.91	102	3.0	30	70	130
trans-1,4-Dichloro-2-butene	250	290.6	116	1.7	30	70	130
4-Chlorotoluene	50	51.94	104	0.0	30	70	130
tert-Butylbenzene	50	54.19	108	0.9	30	70	130

FORM III VOA

3D
SOIL VOLATILE LCS SPIKE / LCS SPIKE DUPLICATE RECOVERY

Lab Name: Phoenix Environmental Labs Client: NETC

Lab Code: Phoenix Case No: SAS No: SDG No GCE61964

LCS Spike - Client Id: CE61965 LCS Level:(low/med) Low

COMPOUND	SPIKE ADDED (ug/Kg)	SAMPLE CONCENTRATION (ug/Kg)	LCS CONCENTRATION (ug/Kg)	LCS % REC #	QC. LIMITS REC.	
1,2,4-Trimethylbenzene	50	0.0	53.75	108	70	130
sec-Butylbenzene	50	0.0	57.10	114	70	130
p-Isopropyltoluene	50	0.0	53.90	108	70	130
1,3-Dichlorobenzene	50	0.0	52.42	105	70	130
1,4-Dichlorobenzene	50	0.0	51.46	103	70	130
2-Isopropyltoluene	50	0.0	57.06	114	70	130
n-Butylbenzene	50	0.0	53.45	107	70	130
1,2-Dichlorobenzene	50	0.0	51.18	102	70	130
1,2-Dibromo-3-Chloropropane	50	0.0	53.58	107	70	130
Hexachlorobutadiene	50	0.0	56.34	113	70	130
1,2,4-Trichlorobenzene	50	0.0	58.20	116	70	130
Naphthalene	50	0.0	57.70	115	70	130
1,2,3-Trichlorobenzene	50	0.0	57.33	115	70	130

COMPOUND	SPIKE ADDED (ug/Kg)	LCSD CONCENTRATION (ug/Kg)	LCSD % REC #	% RPD #	QC LIMITS RPD	REC.	
1,2,4-Trimethylbenzene	50	54.37	109	0.9	30	70	130
sec-Butylbenzene	50	57.36	115	0.9	30	70	130
p-Isopropyltoluene	50	54.33	109	0.9	30	70	130
1,3-Dichlorobenzene	50	52.58	105	0.0	30	70	130
1,4-Dichlorobenzene	50	51.13	102	1.0	30	70	130
2-Isopropyltoluene	50	57.91	116	1.7	30	70	130
n-Butylbenzene	50	53.33	107	0.0	30	70	130
1,2-Dichlorobenzene	50	51.29	103	1.0	30	70	130
1,2-Dibromo-3-Chloropropane	50	53.85	108	0.9	30	70	130
Hexachlorobutadiene	50	56.18	112	0.9	30	70	130
1,2,4-Trichlorobenzene	50	57.05	114	1.7	30	70	130
Naphthalene	50	58.20	116	0.9	30	70	130
1,2,3-Trichlorobenzene	50	56.74	113	1.8	30	70	130

FORM III VOA

3D
SOIL VOLATILE MATRIX SPIKE / MATRIX SPIKE DUPLICATE RECOVERY

Lab Name: Phoenix Environmental Labs Client: NETC

Lab Code: Phoenix Case No: SAS No: SDG No GCE61964

Matrix Spike - Client Id: CE61965 / GRAB-1 MS Level:(low/med) Low

COMPOUND	SPIKE ADDED (ug/Kg)	SAMPLE CONCENTRATION (ug/Kg)	MS CONCENTRATION (ug/Kg)	MS % REC #	QC. LIMITS REC.	
Dichlorodifluoromethane	52.09	0.0	66.71	128	70	130
Chloromethane	52.09	0.0	54.94	105	70	130
Vinyl Chloride	52.09	0.0	52.70	101	70	130
Bromomethane	52.09	0.0	60.02	115	70	130
Chloroethane	52.09	0.0	31.21	60 *	70	130
Trichlorofluoromethane	52.09	0.0	49.57	95	70	130
1,1-Dichloroethene	52.09	0.0	54.60	105	70	130
Trichlorotrifluoroethane	52.09	0.0	61.63	118	70	130
Carbon Disulfide	52.09	0.0	49.67	95	70	130
Methylene Chloride	52.09	0.0	40.46	78	70	130
Acetone	52.09	33	45.66	25 *	70	130
Trans-1,2-Dichloroethene	52.09	0.0	48.22	93	70	130
Methyl t-Butyl Ether (MTBE)	52.09	0.0	53.98	104	70	130
1,1-Dichloroethane	52.09	0.0	49.03	94	70	130
Acrylonitrile	52.09	0.0	48.06	92	70	130
Cis-1,2-Dichloroethene	52.09	0.0	48.01	92	70	130
2,2-Dichloropropane	52.09	0.0	50.34	97	70	130
Bromochloromethane	52.09	0.0	47.51	91	70	130
Chloroform	52.09	0.0	46.93	90	70	130

COMPOUND	SPIKE ADDED (ug/Kg)	MSD CONCENTRATION (ug/Kg)	MSD % REC #	% RPD #	QC LIMITS RPD	REC.	
Dichlorodifluoromethane	52.09	67.46	130	1.6	30	70	130
Chloromethane	52.09	56.23	108	2.8	30	70	130
Vinyl Chloride	52.09	54.52	105	3.9	30	70	130
Bromomethane	52.09	60.53	116	0.9	30	70	130
Chloroethane	52.09	26.49	51 *	16.2	30	70	130
Trichlorofluoromethane	52.09	44.21	85	11.1	30	70	130
1,1-Dichloroethene	52.09	54.80	105	0.0	30	70	130
Trichlorotrifluoroethane	52.09	61.51	118	0.0	30	70	130
Carbon Disulfide	52.09	50.39	97	2.1	30	70	130
Methylene Chloride	52.09	40.81	78	0.0	30	70	130
Acetone	52.09	57.56	48 *	63.0 *	30	70	130
Trans-1,2-Dichloroethene	52.09	49.23	95	2.1	30	70	130
Methyl t-Butyl Ether (MTBE)	52.09	54.84	105	1.0	30	70	130
1,1-Dichloroethane	52.09	49.40	95	1.1	30	70	130
Acrylonitrile	52.09	48.09	92	0.0	30	70	130
Cis-1,2-Dichloroethene	52.09	48.58	93	1.1	30	70	130
2,2-Dichloropropane	52.09	51.00	98	1.0	30	70	130
Bromochloromethane	52.09	48.09	92	1.1	30	70	130
Chloroform	52.09	47.07	90	0.0	30	70	130

FORM III VOA

3D
SOIL VOLATILE MATRIX SPIKE / MATRIX SPIKE DUPLICATE RECOVERY

Lab Name: Phoenix Environmental Labs Client: NETC

Lab Code: Phoenix Case No: SAS No: SDG No GCE61964

Matrix Spike - Client Id: CE61965 / GRAB-1 MS Level:(low/med) Low

COMPOUND	SPIKE ADDED (ug/Kg)	SAMPLE CONCENTRATION (ug/Kg)	MS CONCENTRATION (ug/Kg)	MS % REC #	QC. LIMITS REC.	
Carbon Tetrachloride	52.09	0.0	47.50	91	70	130
Tetrahydrofuran (THF)	130.2	0.0	119.1	91	70	130
1,1,1-Trichloroethane	52.09	0.0	54.35	104	70	130
Methyl Ethyl Ketone	52.09	0.0	41.91	80	70	130
1,1-Dichloropropene	52.09	0.0	52.18	100	70	130
Benzene	52.09	0.0	49.67	95	70	130
1,2-Dichloroethane	52.09	0.0	44.99	86	70	130
Trichloroethene	52.09	0.0	49.84	96	70	130
Dibromomethane	52.09	0.0	45.26	87	70	130
1,2-dichloropropane	52.09	0.0	48.25	93	70	130
Bromodichloromethane	52.09	0.0	47.47	91	70	130
cis-1,3-Dichloropropene	52.09	0.0	44.00	84	70	130
Toluene	52.09	0.0	48.59	93	70	130
4-Methyl-2-Pentanone	52.09	0.0	47.09	90	70	130
Tetrachloroethene	52.09	0.0	52.08	100	70	130
trans-1,3-Dichloropropene	52.09	0.0	39.92	77	70	130
1,1,2-Trichloroethane	52.09	0.0	46.14	89	70	130
Dibromochloromethane	52.09	0.0	46.58	89	70	130
1,3-Dichloropropane	52.09	0.0	43.70	84	70	130

COMPOUND	SPIKE ADDED (ug/Kg)	MSD CONCENTRATION (ug/Kg)	MSD % REC #	% RPD #	QC LIMITS RPD	REC.	
Carbon Tetrachloride	52.09	49.45	95	4.3	30	70	130
Tetrahydrofuran (THF)	130.2	130.7	100	9.4	30	70	130
1,1,1-Trichloroethane	52.09	56.59	109	4.7	30	70	130
Methyl Ethyl Ketone	52.09	43.34	83	3.7	30	70	130
1,1-Dichloropropene	52.09	52.26	100	0.0	30	70	130
Benzene	52.09	49.72	95	0.0	30	70	130
1,2-Dichloroethane	52.09	45.58	88	2.3	30	70	130
Trichloroethene	52.09	49.65	95	1.0	30	70	130
Dibromomethane	52.09	45.58	88	1.1	30	70	130
1,2-dichloropropane	52.09	49.05	94	1.1	30	70	130
Bromodichloromethane	52.09	47.11	90	1.1	30	70	130
cis-1,3-Dichloropropene	52.09	44.35	85	1.2	30	70	130
Toluene	52.09	48.88	94	1.1	30	70	130
4-Methyl-2-Pentanone	52.09	46.78	90	0.0	30	70	130
Tetrachloroethene	52.09	51.83	100	0.0	30	70	130
trans-1,3-Dichloropropene	52.09	39.25	75	2.6	30	70	130
1,1,2-Trichloroethane	52.09	46.23	89	0.0	30	70	130
Dibromochloromethane	52.09	47.33	91	2.2	30	70	130
1,3-Dichloropropane	52.09	44.46	85	1.2	30	70	130

FORM III VOA

3D
SOIL VOLATILE MATRIX SPIKE / MATRIX SPIKE DUPLICATE RECOVERY

Lab Name: Phoenix Environmental Labs Client: NETC

Lab Code: Phoenix Case No: SAS No: SDG No GCE61964

Matrix Spike - Client Id: CE61965 / GRAB-1 MS Level:(low/med) Low

COMPOUND	SPIKE ADDED (ug/Kg)	SAMPLE CONCENTRATION (ug/Kg)	MS CONCENTRATION (ug/Kg)	MS % REC #	QC. LIMITS REC.	
1,2-Dibromoethane	52.09	0.0	43.47	83	70	130
2-Hexanone	52.09	0.0	37.80	73	70	130
Chlorobenzene	52.09	0.0	43.97	84	70	130
Ethylbenzene	52.09	0.0	49.69	95	70	130
1,1,1,2-Tetrachloroethane	52.09	0.0	51.31	99	70	130
m&p-Xylene	104.2	0.0	98.85	95	70	130
o-Xylene	52.09	0.0	50.09	96	70	130
Styrene	52.09	0.0	43.11	83	70	130
Bromoform	52.09	0.0	43.45	83	70	130
Isopropylbenzene	52.09	0.0	50.39	97	70	130
Bromobenzene	52.09	0.0	40.92	79	70	130
n-Propylbenzene	52.09	0.0	48.82	94	70	130
1,1,2,2-Tetrachloroethane	52.09	0.0	44.81	86	70	130
2-Chlorotoluene	52.09	0.0	44.82	86	70	130
1,3,5-Trimethylbenzene	52.09	0.0	49.87	96	70	130
1,2,3-Trichloropropane	52.09	0.0	43.12	83	70	130
trans-1,4-Dichloro-2-butene	260.4	0.0	187.6	72	70	130
4-Chlorotoluene	52.09	0.0	40.73	78	70	130
tert-Butylbenzene	52.09	0.0	51.77	99	70	130

COMPOUND	SPIKE ADDED (ug/Kg)	MSD CONCENTRATION (ug/Kg)	MSD % REC #	% RPD #	QC LIMITS RPD	REC.	
1,2-Dibromoethane	52.09	43.31	83	0.0	30	70	130
2-Hexanone	52.09	37.49	72	1.4	30	70	130
Chlorobenzene	52.09	43.67	84	0.0	30	70	130
Ethylbenzene	52.09	49.47	95	0.0	30	70	130
1,1,1,2-Tetrachloroethane	52.09	52.05	100	1.0	30	70	130
m&p-Xylene	104.2	98.97	95	0.0	30	70	130
o-Xylene	52.09	50.05	96	0.0	30	70	130
Styrene	52.09	43.06	83	0.0	30	70	130
Bromoform	52.09	44.63	86	3.6	30	70	130
Isopropylbenzene	52.09	49.93	96	1.0	30	70	130
Bromobenzene	52.09	40.33	77	2.6	30	70	130
n-Propylbenzene	52.09	47.69	92	2.2	30	70	130
1,1,2,2-Tetrachloroethane	52.09	43.76	84	2.4	30	70	130
2-Chlorotoluene	52.09	44.58	86	0.0	30	70	130
1,3,5-Trimethylbenzene	52.09	49.35	95	1.0	30	70	130
1,2,3-Trichloropropane	52.09	42.72	82	1.2	30	70	130
trans-1,4-Dichloro-2-butene	260.4	184.1	71	1.4	30	70	130
4-Chlorotoluene	52.09	40.11	77	1.3	30	70	130
tert-Butylbenzene	52.09	51.50	99	0.0	30	70	130

FORM III VOA

3D
SOIL VOLATILE MATRIX SPIKE / MATRIX SPIKE DUPLICATE RECOVERY

Lab Name: Phoenix Environmental Labs Client: NETC

Lab Code: Phoenix Case No: SAS No: SDG No GCE61964

Matrix Spike - Client Id: CE61965 / GRAB-1 MS Level:(low/med) Low

COMPOUND	SPIKE ADDED (ug/Kg)	SAMPLE CONCENTRATION (ug/Kg)	MS CONCENTRATION (ug/Kg)	MS % REC #	QC. LIMITS REC.	
1,2,4-Trimethylbenzene	52.09	0.0	47.17	91	70	130
sec-Butylbenzene	52.09	0.0	54.23	104	70	130
p-Isopropyltoluene	52.09	0.0	50.14	96	70	130
1,3-Dichlorobenzene	52.09	0.0	38.59	74	70	130
1,4-Dichlorobenzene	52.09	0.0	36.20	70	70	130
2-Isopropyltoluene	52.09	0.0	53.89	103	70	130
n-Butylbenzene	52.09	0.0	47.02	90	70	130
1,2-Dichlorobenzene	52.09	0.0	36.64	70	70	130
1,2-Dibromo-3-Chloropropane	52.09	0.0	40.80	78	70	130
Hexachlorobutadiene	52.09	0.0	52.25	100	70	130
1,2,4-Trichlorobenzene	52.09	0.0	36.38	70	70	130
Naphthalene	52.09	0.0	37.36	72	70	130
1,2,3-Trichlorobenzene	52.09	0.0	35.72	69 *	70	130

COMPOUND	SPIKE ADDED (ug/Kg)	MSD CONCENTRATION (ug/Kg)	MSD % REC #	% RPD #	QC LIMITS RPD	REC.	
1,2,4-Trimethylbenzene	52.09	46.15	89	2.2	30	70	130
sec-Butylbenzene	52.09	53.82	103	1.0	30	70	130
p-Isopropyltoluene	52.09	49.21	94	2.1	30	70	130
1,3-Dichlorobenzene	52.09	38.21	73	1.4	30	70	130
1,4-Dichlorobenzene	52.09	35.55	68 *	2.9	30	70	130
2-Isopropyltoluene	52.09	53.08	102	1.0	30	70	130
n-Butylbenzene	52.09	46.49	89	1.1	30	70	130
1,2-Dichlorobenzene	52.09	36.59	70	0.0	30	70	130
1,2-Dibromo-3-Chloropropane	52.09	41.01	79	1.3	30	70	130
Hexachlorobutadiene	52.09	51.98	100	0.0	30	70	130
1,2,4-Trichlorobenzene	52.09	33.84	65 *	7.4	30	70	130
Naphthalene	52.09	33.93	65 *	10.2	30	70	130
1,2,3-Trichlorobenzene	52.09	33.14	64 *	7.5	30	70	130

FORM III VOA

4A

VOLATILE METHOD BLANK SUMMARY

Client ID

CE61965 BLANK

Lab Name: Phoenix Environmental Labs Client: NETC

Lab Code: Phoenix Case No.: SAS No.: SDG No.: GCE61964

Lab File ID: 1115_42.D Lab Sample ID: CE61965 BLK

Date Analyzed: 11/16/2019 Time Analyzed: 00:16

GC Column: RTX-VMS Lab Batch ID: 506704

Instrument ID: CHEM31 Heated Purge:(Y/N) Y

THIS METHOD BLANK APPLIES TO THE FOLLOWING SAMPLES, MS AND MSD:

	CLIENT SAMPLE NO.	LAB SAMPLE ID	LAB FILE ID	TIME ANALYZED
01	CE61965 LCS	CE61965 LCS	1115_35.D	21:43
02	CE61965 LCSD	CE61965 LCSD	1115_36.D	22:05
03	GRAB-1	CE61965	1115_48.D	02:26
04	GRAB-1 MS	CE61965 MS	1115_63.D	07:53
05	GRAB-1 MSD	CE61965 MSD	1115_64.D	08:15
06				
07				
08				
09				
10				
11				
12				
13				
14				
15				
16				
17				
18				
19				
20				

COMMENTS:

FORM IV VOA

5B
VOLATILE ORGANICS INSTRUMENT PERFORMANCE CHECK
BROMOFLUOROBENZENE (BFB)

Lab Name: Phoenix Environmental Labs Client: NETC

Lab Code: Phoenix Case No.: _____ SAS No.: _____ SDG No.: GCE61964

Lab File ID: 1111_14.D BFB Injection Date: 11/11/19

Instrument ID: CHEM31 BFB Injection Time: 16:48

GC Column: RTX-VMS Heated Purge: (Y/N) Y

AutoFind: Scans 931, 932, 933; Background Corrected with Scan 924

m/e	ION ABUNDANCE CRITERIA		% RELATIVE ABUNDANCE			
50	15.0 - 40.0% of mass 95		18.6			
75	30.0 - 60.0% of mass 95		46.5			
95	Base Peak, 100% relative abundance		100.0			
96	5.0 - 9.0% of mass 95		6.9			
173	Less than 2.0% of mass 174		0.4	(	0.6	)1
174	Greater than 50.0% of mass 95		72.8			
175	5.0 - 9.0% of mass 174		7.2	(	5.3	)1
176	95.0 - 101.0% of mass 174		97.8	(	71.2	)1
177	5.0 - 9.0% of mass 176		6.6	(	4.7	)1

1-Value is % mass 95

THIS CHECK APPLIES TO THE FOLLOWING SAMPLES, MS, MSD, BLANKS, AND STANDARDS:

	CLIENT ID	LAB SAMPLE ID	LAB FILE ID	DATE ANALYZED	TIME ANALYZED	
01	ICAL 2	VOA- 2.0 PPB STD.	1111_14.D	11/11/19	16:48	
02	ICAL 10	VOA- 10 PPB STD.	1111_16.D	11/11/19	17:31	
03	ICAL 20	VOA- 20 PPB STD.	1111_17.D	11/11/19	17:53	
04	ICAL 50	VOA- 50 PPB STD.	1111_18.D	11/11/19	18:15	
05	ICAL 100	VOA- 100 PPB STD.	1111_19.D	11/11/19	18:37	
06	ICAL 200	VOA- 200 PPB STD.	1111_20.D	11/11/19	18:58	
07	ICAL 5	VOA - 5.0 PPB STD.	1111_24.D	11/11/19	20:40	
08						
09						
10						
11						
12						
13						
14						
15						
16						
17						
18						
19						
20						
21						
22						
23						
24						
25						

(*) Outside 12 hr clock

FORM V

CLPBFB

Data Path : H:\V2019\CHEM31\11NOV\111119\
Data File : 1111_14.D
Acq On : 11 Nov 2019 4:48 pm
Operator :
Sample : VOA- 2.0 PPB STD.
Misc : VOA31O I 11/11 AS
ALS Vial : 1 Sample Multiplier: 1

Integration File: rteint.p

Method : H:\V2019\CHEM31\Methods\VT-L111119.M
Title : VOA Standards for 5 point calibration
Last Update : Tue Nov 12 10:26:15 2019

AutoFind: Scans 931, 932, 933; Background Corrected with Scan 924

Target Mass	Rel. to Mass	Lower Limit%	Upper Limit%	Rel. Abn%	Raw Abn	Result Pass/Fail
50	95	15	40	18.6	26989	PASS
75	95	30	60	46.5	67595	PASS
95	95	100	100	100.0	145349	PASS
96	95	5	9	6.8	9954	PASS
173	174	0.00	2	0.6	627	PASS
174	95	50	100	72.8	105853	PASS
175	174	5	9	7.2	7638	PASS
176	174	95	101	97.8	103475	PASS
177	176	5	9	6.6	6874	PASS

VT-L111119.M Fri Nov 22 13:50:53 2019

5B
VOLATILE ORGANICS INSTRUMENT PERFORMANCE CHECK
BROMOFLUOROBENZENE (BFB)

Lab Name: Phoenix Environmental Labs Client: NETC

Lab Code: Phoenix Case No.: _____ SAS No.: _____ SDG No.: GCE61964

Lab File ID: 1115_34.D BFB Injection Date: 11/15/19

Instrument ID: CHEM31 BFB Injection Time: 21:16

GC Column: RTX-VMS Heated Purge: (Y/N) Y

AutoFind: Scans 930, 931, 932; Background Corrected with Scan 923

m/e	ION ABUNDANCE CRITERIA		% RELATIVE ABUNDANCE			
50	15.0 - 40.0% of mass 95		17.6			
75	30.0 - 60.0% of mass 95		45.5			
95	Base Peak, 100% relative abundance		100.0			
96	5.0 - 9.0% of mass 95		6.6			
173	Less than 2.0% of mass 174		0.5	(	0.7	)1
174	Greater than 50.0% of mass 95		73.2			
175	5.0 - 9.0% of mass 174		7.1	(	5.2	)1
176	95.0 - 101.0% of mass 174		95.6	(	70.0	)1
177	5.0 - 9.0% of mass 176		6.3	(	4.4	)1

1-Value is % mass 95

THIS CHECK APPLIES TO THE FOLLOWING SAMPLES, MS, MSD, BLANKS, AND STANDARDS:

	CLIENT ID	LAB SAMPLE ID	LAB FILE ID	DATE ANALYZED	TIME ANALYZED	
01	CCAL 50	VOA- 50 PPB STD. VOA31R	1115_34.D	11/15/19	21:16	
02	CE61965 LCS	CE61965 LCS	1115_35.D	11/15/19	21:43	
03	CE61965 LCSD	CE61965 LCSD	1115_36.D	11/15/19	22:05	
04	CE61965 BLANK	CE61965 BLANK	1115_42.D	11/16/19	00:16	
05	GRAB-1	CE61965	1115_48.D	11/16/19	02:26	
06	GRAB-1 MS	CE61965 MS	1115_63.D	11/16/19	07:53	
07	GRAB-1 MSD	CE61965 MSD	1115_64.D	11/16/19	08:15	
08	CCAL 50	VOA- 50 PPB STD. VOA31R	1115_65.D	11/16/19	08:37	
09						
10						
11						
12						
13						
14						
15						
16						
17						
18						
19						
20						
21						
22						
23						
24						
25						

(*) Outside 12 hr clock

FORM V

CLPBFB

Data Path : H:\V2019\CHEM31\11NOV\111519\
Data File : 1115_34.D
Acq On : 15 Nov 2019 9:16 pm
Operator :
Sample : VOA- 50 PPB STD.
Misc : VOA31R II 11/15 AS
ALS Vial : 1 Sample Multiplier: 1

Integration File: rteint.p

Method : H:\V2019\CHEM31\METHODS\VT-L111119.M
Title : VOA Standards for 5 point calibration
Last Update : Tue Nov 12 10:26:15 2019

AutoFind: Scans 930, 931, 932; Background Corrected with Scan 923

Target Mass	Rel. to Mass	Lower Limit%	Upper Limit%	Rel. Abn%	Raw Abn	Result Pass/Fail
50	95	15	40	17.6	25341	PASS
75	95	30	60	45.5	65605	PASS
95	95	100	100	100.0	144248	PASS
96	95	5	9	6.6	9498	PASS
173	174	0.00	2	0.7	711	PASS
174	95	50	100	73.2	105584	PASS
175	174	5	9	7.1	7510	PASS
176	174	95	101	95.6	100952	PASS
177	176	5	9	6.3	6342	PASS

VT-L111119.M Fri Nov 15 21:28:15 2019

8A
VOLATILE INTERNAL STANDARD AREA AND RT SUMMARY

Lab Name: Phoenix Environmental Labs Client: NETC

Lab Code: Phoenix Case No.: SAS No.: SDG No.: GCE61964

Lab Method / File Id: VT-L111119.M / 1111_18.D Date Analyzed: 11/11/19

Instrument ID: CHEM31 Time Analyzed: 18:15

GC Column: RTX-VMS ID: 0.18 (mm) Heated Purge:(Y/N) Y

		IS1 (PFB) AREA #	RT #	IS2 (DFB) AREA #	RT #	IS3 (CBZ) AREA #	RT #	IS4 (DCB) AREA #	RT #	LAB FILE ID
	12 HOUR STD	308233	2.92	490873	3.19	406353	4.87	186754	6.45	1111_18.D
	UPPER LIMIT	631878	3.42	1006290	3.69	833024	5.37	382846	6.95	1111_18.D
	LOWER LIMIT	152575	2.42	242982	2.69	201145	4.37	92443	5.95	1111_18.D
	CLIENT ID									
01	ICAL 2	317661	2.92	507024	3.19	432037	4.87	187292	6.45	1111_14.D
02	ICAL 10	313224	2.92	504069	3.19	436150	4.87	187880	6.45	1111_16.D
03	ICAL 20	307574	2.92	495593	3.19	410697	4.87	181580	6.45	1111_17.D
04	ICAL 100	306710	2.92	486951	3.19	397060	4.87	187831	6.45	1111_19.D
05	ICAL 200	304228	2.92	474703	3.19	385714	4.87	192731	6.46	1111_20.D
06	ICAL 5	304599	2.92	496303	3.19	424958	4.87	183670	6.45	1111_24.D
07										
08										
09										
10										
11										
12										
13										
14										
15										
16										
17										
18										
19										
20										
21										
22										

IS1 (PFB) = Pentafluorobenzene
IS2 (DFB) = 1,4-Difluorobenzene
IS3 (CBZ) = Chlorobenzene-d5
IS4 (DCB) = 1,4-Dichlorobenzene-d4

AREA UPPER LIMIT = +100% of internal standard area
AREA LOWER LIMIT = - 50% of internal standard area
RT UPPER LIMIT = +0.50 minutes of internal standard RT
RT LOWER LIMIT = -0.50 minutes of internal standard RT

Column used to flag values outside QC limits with an asterisk.
* Values outside of QC limits.

FORM VIII VOA

8A
VOLATILE INTERNAL STANDARD AREA AND RT SUMMARY

Lab Name: Phoenix Environmental Labs Client: NETC

Lab Code: Phoenix Case No.: _____ SAS No.: _____ SDG No.: GCE61964

Lab Method / File Id: VT-L111119.M / 1111_18.D Date Analyzed: 11/11/19

Instrument ID: CHEM31 Time Analyzed: 18:15

GC Column: RTX-VMS ID: 0.18 (mm) Heated Purge:(Y/N) Y

		IS5 (DXN) AREA #	RT #							LAB FILE ID
	12 HOUR STD	12587	3.58							1111_18.D
	UPPER LIMIT	NA	NA							1111_18.D
	LOWER LIMIT	NA	NA							1111_18.D
	CLIENT ID									
01	ICAL 2	12924	3.58							1111_14.D
02	ICAL 10	12756	3.58							1111_16.D
03	ICAL 20	12469	3.58							1111_17.D
04	ICAL 100	11961	3.58							1111_19.D
05	ICAL 200	12051	3.58							1111_20.D
06	ICAL 5	12169	3.58							1111_24.D
07										
08										
09										
10										
11										
12										
13										
14										
15										
16										
17										
18										
19										
20										
21										
22										

IS5 (DXN) = 1,4-Dioxane*D8

Due to the poor response for certain compounds, 1,4-Dioxane-d8 is used as the internal standard for this delivery group.
Note, there are no recovery ranges for this internal standard.

AREA UPPER LIMIT = +100% of internal standard area
AREA LOWER LIMIT = - 50% of internal standard area
RT UPPER LIMIT = +0.50 minutes of internal standard RT
RT LOWER LIMIT = -0.50 minutes of internal standard RT

Column used to flag values outside QC limits with an asterisk.
* Values outside of QC limits.

FORM VIII VOA

8A
VOLATILE INTERNAL STANDARD AREA AND RT SUMMARY

Lab Name: Phoenix Environmental Labs Client: NETC

Lab Code: Phoenix Case No.: SAS No.: SDG No.: GCE61964

Lab Method / File Id: VT-L111119.M / 1115_34.D Date Analyzed: 11/15/19

Instrument ID: CHEM31 Time Analyzed: 21:16

GC Column: RTX-VMS ID: 0.18 (mm) Heated Purge:(Y/N) Y

		IS1 (PFB) AREA #	RT #	IS2 (DFB) AREA #	RT #	IS3 (CBZ) AREA #	RT #	IS4 (DCB) AREA #	RT #	LAB FILE ID
	12 HOUR STD	291131	2.92	466964	3.19	388679	4.86	184474	6.45	1115_34.D
	UPPER LIMIT	596819	3.42	957276	3.69	796792	5.36	378172	6.95	1115_34.D
	LOWER LIMIT	144110	2.42	231147	2.69	192396	4.36	91315	5.95	1115_34.D
	CLIENT ID									
01	CE61965 LCS	293382	2.91	467657	3.19	389812	4.86	184593	6.45	1115_35.D
02	CE61965 LCSD	291552	2.91	463700	3.19	386115	4.86	180422	6.45	1115_36.D
03	CE61965 BLANK	291139	2.91	467579	3.19	405777	4.86	178507	6.45	1115_42.D
04	GRAB-1	280003	2.91	447665	3.19	384126	4.86	172346	6.45	1115_48.D
05	GRAB-1 MS	311726	2.91	494674	3.18	413682	4.86	194337	6.44	1115_63.D
06	GRAB-1 MSD	306405	2.91	488709	3.18	407745	4.86	192609	6.44	1115_64.D
07										
08										
09										
10										
11										
12										
13										
14										
15										
16										
17										
18										
19										
20										
21										
22										

IS1 (PFB) = Pentafluorobenzene
IS2 (DFB) = 1,4-Difluorobenzene
IS3 (CBZ) = Chlorobenzene-d5
IS4 (DCB) = 1,4-Dichlorobenzene-d4

AREA UPPER LIMIT = +100% of internal standard area
AREA LOWER LIMIT = - 50% of internal standard area
RT UPPER LIMIT = +0.50 minutes of internal standard RT
RT LOWER LIMIT = -0.50 minutes of internal standard RT

Column used to flag values outside QC limits with an asterisk.
* Values outside of QC limits.

FORM VIII VOA

8A
VOLATILE INTERNAL STANDARD AREA AND RT SUMMARY

Lab Name: Phoenix Environmental Labs Client: NETC

Lab Code: Phoenix Case No.: _____ SAS No.: _____ SDG No.: GCE61964

Lab Method / File Id: VT-L111119.M / 1115_34.D Date Analyzed: 11/15/19

Instrument ID: CHEM31 Time Analyzed: 21:16

GC Column: RTX-VMS ID: 0.18 (mm) Heated Purge:(Y/N) Y

		IS5 (DXN) AREA #	RT #							LAB FILE ID
	12 HOUR STD	11888	3.58							1115_34.D
	UPPER LIMIT	NA	NA							1115_34.D
	LOWER LIMIT	NA	NA							1115_34.D
	CLIENT ID									
01	CE61965 LCS	11967	3.58							1115_35.D
02	CE61965 LCSD	12248	3.57							1115_36.D
03	CE61965 BLANK	12736	3.57							1115_42.D
04	GRAB-1	11552	3.57							1115_48.D
05	GRAB-1 MS	12290	3.57							1115_63.D
06	GRAB-1 MSD	12908	3.57							1115_64.D
07										
08										
09										
10										
11										
12										
13										
14										
15										
16										
17										
18										
19										
20										
21										
22										

IS5 (DXN) = 1,4-Dioxane*D8

Due to the poor response for certain compounds, 1,4-Dioxane-d8 is used as the internal standard for this delivery group.
Note, there are no recovery ranges for this internal standard.

AREA UPPER LIMIT = +100% of internal standard area
AREA LOWER LIMIT = - 50% of internal standard area
RT UPPER LIMIT = +0.50 minutes of internal standard RT
RT LOWER LIMIT = -0.50 minutes of internal standard RT

Column used to flag values outside QC limits with an asterisk.
* Values outside of QC limits.

FORM VIII VOA

1

VOLATILE ORGANICS ANALYSIS DATA SHEET

CLIENT ID

GRAB-1

Client: NETC Lab: Phoenix Env. Labs

SDG No.: GCE61964 Lab Sample ID: CE61965

Sample wt/vol: 4.42 (g/mL) g Lab File ID: 1115_48.D

Level: (low/med/meth): Low Date Received: 11/15/19

% Moisture: 4 Date Analyzed: 11/16/19

Instrument: CHEM31 Column: RTX-VMS Dilution Factor: 1

Purge Volume 5000 (uL) pH: n.a. Soil Aliquot Vol: 5000 (uL)

Matrix: (soil/water) Soil CONCENTRATION UNITS: (ug/L or ug/Kg) ug/Kg

CAS NO.	COMPOUND	CONC.	Q	MDL/LOD	RL/PQL	R
75-71-8	Dichlorodifluoromethane	5.9	U	0.59	5.9	r
74-87-3	Chloromethane	5.9	U	1.2	5.9	r
75-01-4	Vinyl Chloride	5.9	U	0.59	5.9	r
74-83-9	Bromomethane	5.9	U	2.4	5.9	r
75-00-3	Chloroethane	5.9	U	0.59	5.9	r
75-69-4	Trichlorofluoromethane	5.9	U	1.2	5.9	r
75-35-4	1,1-Dichloroethene	5.9	U	0.59	5.9	r
76-13-1	Trichlorotrifluoroethane	5.9	U	0.59	5.9	r
75-15-0	Carbon Disulfide	5.9	U	1.2	5.9	r
75-09-2	Methylene Chloride	5.9	U	5.9	5.9	r
67-64-1	Acetone	33	S	5.9	29	r
156-60-5	Trans-1,2-Dichloroethene	5.9	U	0.59	5.9	r
1634-04-4	Methyl t-Butyl Ether (MTBE)	12	U	1.2	12	r
75-34-3	1,1-Dichloroethane	5.9	U	1.2	5.9	r
107-13-1	Acrylonitrile	12	U	1.2	12	r
156-59-2	Cis-1,2-Dichloroethene	5.9	U	0.59	5.9	r
594-20-7	2,2-Dichloropropane	5.9	U	0.59	5.9	r
74-97-5	Bromochloromethane	5.9	U	0.59	5.9	r
67-66-3	Chloroform	5.9	U	0.59	5.9	r
56-23-5	Carbon Tetrachloride	5.9	U	1.2	5.9	r
109-99-9	Tetrahydrofuran (THF)	12	U	2.9	12	r
71-55-6	1,1,1-Trichloroethane	5.9	U	0.59	5.9	r
78-93-3	Methyl Ethyl Ketone	35	U	5.9	35	r
563-58-6	1,1-Dichloropropene	5.9	U	0.59	5.9	r
71-43-2	Benzene	5.9	U	0.59	5.9	r
107-06-2	1,2-Dichloroethane	5.9	U	0.59	5.9	r
79-01-6	Trichloroethene	5.9	U	0.59	5.9	r
74-95-3	Dibromomethane	5.9	U	1.2	5.9	r
78-87-5	1,2-dichloropropane	5.9	U	1.2	5.9	r
75-27-4	Bromodichloromethane	5.9	U	1.2	5.9	r
10061-01-5	cis-1,3-Dichloropropene	5.9	U	0.59	5.9	r
108-88-3	Toluene	5.9	U	0.59	5.9	r
108-10-1	4-Methyl-2-Pentanone	29	U	5.9	29	r
127-18-4	Tetrachloroethene	5.9	U	1.2	5.9	r
10061-02-6	trans-1,3-Dichloropropene	5.9	U	0.59	5.9	r
79-00-5	1,1,2-Trichloroethane	5.9	U	1.2	5.9	r

FORM I VOA

r=Result Reported U=Not Detected D=Reported Dilution E/J=Estimated Value X=Not Used S=Lab Solvent

VOLATILE ORGANICS ANALYSIS DATA SHEET

CLIENT ID

GRAB-1

Client: NETC Lab: Phoenix Env. Labs

SDG No.: GCE61964 Lab Sample ID: CE61965

Sample wt/vol: 4.42 (g/mL) g Lab File ID: 1115_48.D

Level: (low/med/meth): Low Date Received: 11/15/19

% Moisture: 4 Date Analyzed: 11/16/19

Instrument: CHEM31 Column: RTX-VMS Dilution Factor: 1

Purge Volume 5000 (uL) pH: n.a. Soil Aliquot Vol: 5000 (uL)

Matrix: (soil/water) Soil CONCENTRATION UNITS: (ug/L or ug/Kg) ug/Kg

CAS NO.	COMPOUND	CONC.	Q	MDL/LOD	RL/PQL	R
124-48-1	Dibromochloromethane	5.9	U	1.2	5.9	r
142-28-9	1,3-Dichloropropane	5.9	U	1.2	5.9	r
106-93-4	1,2-Dibromoethane	5.9	U	0.59	5.9	r
591-78-6	2-Hexanone	29	U	5.9	29	r
108-90-7	Chlorobenzene	5.9	U	0.59	5.9	r
100-41-4	Ethylbenzene	5.9	U	0.59	5.9	r
630-20-6	1,1,1,2-Tetrachloroethane	5.9	U	1.2	5.9	r
179601-23-1	m&p-Xylene	5.9	U	1.2	5.9	r
95-47-6	o-Xylene	5.9	U	1.2	5.9	r
100-42-5	Styrene	5.9	U	0.59	5.9	r
75-25-2	Bromoform	5.9	U	1.2	5.9	r
98-82-8	Isopropylbenzene	5.9	U	0.59	5.9	r
108-86-1	Bromobenzene	5.9	U	0.59	5.9	r
103-65-1	n-Propylbenzene	5.9	U	1.2	5.9	r
79-34-5	1,1,2,2-Tetrachloroethane	5.9	U	1.2	5.9	r
95-49-8	2-Chlorotoluene	5.9	U	1.2	5.9	r
108-67-8	1,3,5-Trimethylbenzene	5.9	U	0.59	5.9	r
96-18-4	1,2,3-Trichloropropane	5.9	U	0.59	5.9	r
110-57-6	trans-1,4-Dichloro-2-butene	12	U	2.9	12	r
106-43-4	4-Chlorotoluene	5.9	U	0.59	5.9	r
98-06-6	tert-Butylbenzene	5.9	U	0.59	5.9	r
95-63-6	1,2,4-Trimethylbenzene	5.9	U	0.59	5.9	r
135-98-8	sec-Butylbenzene	5.9	U	0.59	5.9	r
99-87-6	p-Isopropyltoluene	5.9	U	0.59	5.9	r
541-73-1	1,3-Dichlorobenzene	5.9	U	0.59	5.9	r
106-46-7	1,4-Dichlorobenzene	5.9	U	0.59	5.9	r
527-84-4	2-Isopropyltoluene	5.9	U	0.59	5.9	r
104-51-8	n-Butylbenzene	5.9	U	0.59	5.9	r
95-50-1	1,2-Dichlorobenzene	5.9	U	0.59	5.9	r
96-12-8	1,2-Dibromo-3-Chloropropane	5.9	U	1.2	5.9	r
87-68-3	Hexachlorobutadiene	5.9	U	0.59	5.9	r
120-82-1	1,2,4-Trichlorobenzene	5.9	U	1.2	5.9	r
91-20-3	Naphthalene	5.9	U	1.2	5.9	r
87-61-6	1,2,3-Trichlorobenzene	5.9	U	1.2	5.9	r

FORM I VOA

r=Result Reported U=Not Detected D=Reported Dilution E/J=Estimated Value X=Not Used S=Lab Solvent

Quantitation Report (QT Reviewed)

Data Path : H:\V2019\CHEM31\11NOV\111519\
Data File : 1115_48.D
Acq On : 16 Nov 2019 2:26 am
Operator :
Client ID : GRAB-1
Lab ID : CE61965
ALS Vial : 1 Sample Multiplier: 1

Quant Time: Nov 16 09:13:14 2019
Quant Method : H:\V2019\CHEM31\Methods\VT-L111119.M
Quant Title : VOA Standards for 5 point calibration
QLast Update : Tue Nov 12 10:26:17 2019
Response via : Initial Calibration

Compound	R.T.	QIon	Response	Conc	Units	Dev(Min)
Internal Standards						
1) Pentafluorobenzene	2.910	168	280003	50.000	ug/l	-0.01
33) 1,4-Difluorobenzene	3.188	114	447665	50.000	ug/l	0.00
50) Chlorobenzene-d5	4.861	117	384126	50.000	ug/l	0.00
63) 1,4-Dichlorobenzene-d4	6.449	152	172346	50.000	ug/l	0.00
88) 1,4-Dioxane d8	3.571	96	11552	500.000	ug/l	0.00
System Monitoring Compounds						
31) % Dibromofluoromethane	2.690	192	18944	48.903	ug/l	0.00
Spiked Amount 50.000	Range 70 - 130		Recovery = 97.80%			
45) % Toluene-d8	3.928	98	533877	48.728	ug/l	0.00
Spiked Amount 50.000	Range 70 - 130		Recovery = 97.46%			
62) % Bromofluorobenzene	5.663	95	186984	49.348	ug/l	0.00
Spiked Amount 50.000	Range 70 - 130		Recovery = 98.70%			
64) % 1,2-dichlorobenzene-d4	6.759	152	151983	49.825	ug/l	0.00
Spiked Amount 50.000	Range 70 - 130		Recovery = 99.64%			
Target Compounds						Qvalue
14) Acetone	1.904	43	13347	27.733	ug/l	99

(#)out of range (m)manual integration reviewed by analyst (+)signals summed

Quantitation Report (QT Reviewed)

Data Path : H:\V2019\CHEM31\11NOV\111519\
Data File : 1115_48.D
Acq On : 16 Nov 2019 2:26 am
Operator :
Client ID : GRAB-1
Lab ID : CE61965
ALS Vial : 1 Sample Multiplier: 1

Quant Time: Nov 16 09:13:14 2019
Quant Method : H:\V2019\CHEM31\Methods\VT-L111119.M
Quant Title : VOA Standards for 5 point calibration
QLast Update : Tue Nov 12 10:26:17 2019
Response via : Initial Calibration



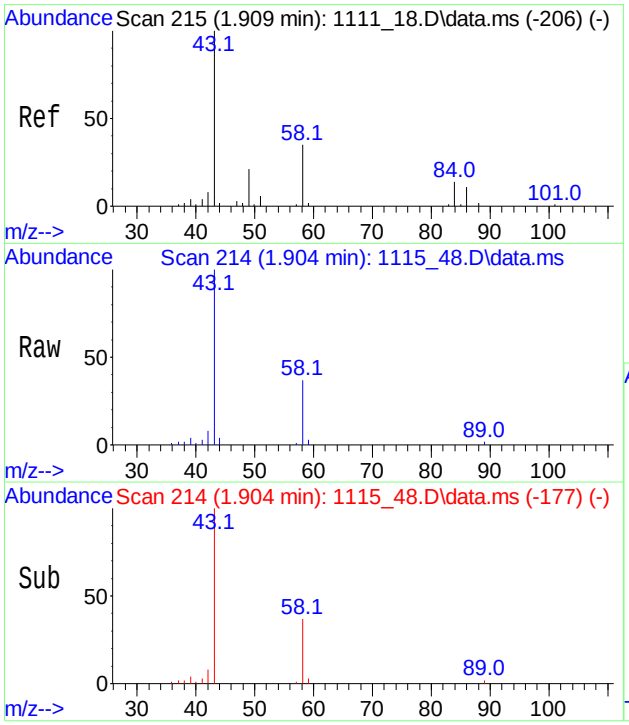

#14
Acetone
Conc: 8$ 27.733 ug/l
RT: 1.904 min Scan# 214
Delta R.T. -0.005 min
Lab File: 1115_48.D
Acq: 16 Nov 2019 2:26 am

Tgt Ion: 43 Resp: 13347

Ion	Ratio	Lower	Upper
43	100		
58	36.6	7.0	67.0

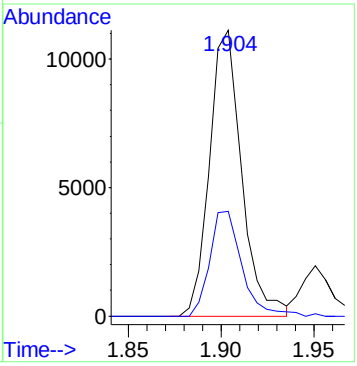

6B
VOLATILE ORGANICS INITIAL CALIBRATION DATA

Lab Name: Phoenix Environmental Labs Client: NETC

Lab Code: Phoenix Case No.: SAS No.: SDG No.: GCE61964

Instrument ID: CHEM31 Calibration Date(s): 11/11/19 11/11/19

Heated Purge (Y/N): Y Calibration Time(s): 16:48 20:40

GC Column: Method File: VT-L111119.M

LAB FILE ID:

RRF 2	1111_14.D	RRF 5	1111_24.D	RRF 10	1111_16.D	RRF 20	1111_17.D
RRF 50	1111_18.D	RRF 100	1111_19.D	RRF 200	1111_20.D		

COMPOUND		RRF 2	RRF 5	RRF 10	RRF 20	RRF 50	RRF 100	RRF 200		$\overline{\text{RRF}}$	% RSD	% RSD LIMITS
Dichlorodifluoromethane		0.241	0.337	0.289	0.307	0.308	0.318	0.318		0.303	10.1	20 (40)
Chloromethane		0.354	0.451	0.394	0.420	0.418	0.433	0.436		0.415	7.8	20 (40)
Vinyl Chloride		0.286	0.371	0.338	0.354	0.356	0.372	0.390		0.352	9.5	20 (30)
Bromomethane	*	0.069	0.106	0.083	0.097	0.092	0.099	0.104		0.093	14.2	20 (40)
Chloroethane		0.107	0.151	0.141	0.142	0.129	0.121	0.086		0.125	18.1	20 (40)
Trichlorofluoromethane		0.335	0.435	0.397	0.407	0.400	0.398	0.355		0.390	8.7	20 (40)
1,1-Dichloroethene		0.188	0.242	0.215	0.226	0.227	0.237	0.235		0.224	8.2	20 (30)
Trichlorotrifluoroethane		0.147	0.191	0.167	0.175	0.172	0.180	0.176		0.173	7.8	20 (40)
Carbon Disulfide		0.607	0.778	0.720	0.762	0.754	0.785	0.770		0.739	8.4	20 (40)
Methylene Chloride		0.362	0.316	0.255	0.254	0.232	0.243	0.237		0.271	18.1	20 (40)
Acetone	*		0.124	0.119	0.093	0.062	0.061	0.057		0.086	35.5 +	20 (40)
Trans-1,2-Dichloroethene		0.212	0.272	0.248	0.260	0.252	0.263	0.261		0.252	7.7	20 (40)
Methyl t-Butyl Ether (MTBE)		0.556	0.595	0.573	0.610	0.578	0.626	0.618		0.594	4.4	20 (40)
1,1-Dichloroethane		0.425	0.519	0.483	0.522	0.503	0.522	0.515		0.498	7.1	20 (40)
Acrylonitrile		0.065	0.074	0.069	0.075	0.071	0.075	0.075		0.072	5.8	20 (40)
Cis-1,2-Dichloroethene		0.231	0.272	0.268	0.269	0.273	0.289	0.284		0.269	7.0	20 (40)
2,2-Dichloropropane		0.358	0.432	0.393	0.413	0.416	0.430	0.433		0.411	6.6	20 (40)
Bromochloromethane		0.087	0.110	0.104	0.113	0.109	0.113	0.111		0.107	8.7	20 (40)
Chloroform		0.475	0.502	0.476	0.495	0.475	0.490	0.485		0.486	2.2	20 (30)
Carbon Tetrachloride		0.294	0.345	0.304	0.318	0.314	0.332	0.333		0.320	5.6	20 (40)
Tetrahydrofuran (THF)		0.064	0.070	0.063	0.066	0.059	0.060	0.058		0.063	6.9	20 (40)
1,1,1-Trichloroethane		0.364	0.457	0.424	0.453	0.444	0.454	0.462		0.437	7.9	20 (40)
Methyl Ethyl Ketone		0.169	0.144	0.132	0.149	0.123	0.124	0.124		0.138	12.5	20 (40)
1,1-Dichloropropene		0.231	0.285	0.269	0.298	0.294	0.299	0.301		0.282	8.9	20 (40)
Benzene		0.797	0.891	0.845	0.888	0.859	0.898	0.891		0.867	4.2	20 (40)
1,2-Dichloroethane		0.204	0.228	0.226	0.243	0.231	0.248	0.246		0.232	6.6	20 (40)
Trichloroethene		0.181	0.220	0.206	0.212	0.208	0.210	0.199		0.205	6.0	20 (40)
Dibromomethane		0.085	0.091	0.090	0.097	0.093	0.101	0.102		0.094	6.7	20 (40)
1,2-dichloropropane		0.215	0.234	0.214	0.230	0.223	0.235	0.232		0.226	3.9	20 (30)
Bromodichloromethane		0.177	0.209	0.207	0.226	0.225	0.247	0.253		0.220	11.7	20 (40)
cis-1,3-Dichloropropene		0.234	0.274	0.276	0.306	0.306	0.334	0.335		0.295	12.3	20 (40)
Toluene		0.462	0.552	0.502	0.531	0.520	0.538	0.523		0.518	5.7	20 (30)
4-Methyl-2-Pentanone		0.145	0.165	0.162	0.174	0.168	0.179	0.173		0.167	6.6	20 (40)
Tetrachloroethene	*	0.137	0.174	0.155	0.162	0.159	0.162	0.159		0.158	7.1	20 (40)
trans-1,3-Dichloropropene		0.188	0.231	0.225	0.257	0.256	0.280	0.278		0.245	13.3	20 (40)
1,1,2-Trichloroethane		0.133	0.148	0.142	0.151	0.145	0.156	0.154		0.147	5.3	20 (40)
Dibromochloromethane		0.110	0.128	0.133	0.157	0.162	0.189	0.198		0.154	21.1 +	20 (40)
1,3-Dichloropropane		0.287	0.311	0.294	0.339	0.323	0.351	0.345		0.321	7.8	20 (40)
1,2-Dibromoethane		0.136	0.156	0.154	0.175	0.170	0.186	0.188		0.166	11.3	20 (40)
2-Hexanone		0.159	0.153	0.132	0.151	0.143	0.158	0.160		0.151	6.7	20 (40)
Chlorobenzene		0.535	0.624	0.577	0.636	0.606	0.628	0.603		0.601	5.9	20 (40)
Ethylbenzene		0.319	0.383	0.351	0.379	0.368	0.380	0.369		0.364	6.3	20 (30)
1,1,1,2-Tetrachloroethane		0.143	0.159	0.160	0.184	0.185	0.203	0.204		0.177	13.3	20 (40)
m&p-Xylene		0.368	0.435	0.414	0.448	0.432	0.443	0.412		0.422	6.4	20 (40)
o-Xylene		0.325	0.410	0.384	0.424	0.416	0.442	0.434		0.405	9.8	20 (40)
Styrene		0.601	0.621	0.600	0.678	0.664	0.713	0.696		0.654	7.1	20 (40)
Bromoform	*	0.051	0.062	0.064	0.075	0.080	0.096	0.104		0.076	25.3 +	20 (40)
Isopropylbenzene		0.536	0.689	0.640	0.678	0.644	0.656	0.611		0.636	8.0	20 (40)

* The minimum RRF was not met for this compound. (#) The maximum %RSD was not met for this compound

(*) Recommended RRF not met (+) %D exceeds criteria % (#) %D exceeds (maximum) %

%D: 10% of target compounds are allowed to be above criteria %, but must be less than the (maximum) %

(l) linear (li) linear inverse conc weight (li2) linear inverse conc weight squared (q) quadratic (qi) quadratic inverse conc weight (qi2) quadratic inverse conc weight squared

Compounds not using average response (l, li, li2, q, qi, qi2) display concentrations and not response factors

6C
VOLATILE ORGANICS INITIAL CALIBRATION DATA

Lab Name: Phoenix Environmental Labs Client: NETC

Lab Code: Phoenix Case No.: SAS No.: SDG No.: GCE61964

Instrument ID: CHEM31 Calibration Date(s): 11/11/19 11/11/19

Heated Purge (Y/N): Y Calibration Time(s): 16:48 20:40

GC Column: Method File: VT-L111119.M

LAB FILE ID:

RRF 2	1111_14.D	RRF 5	1111_24.D	RRF 10	1111_16.D	RRF 20	1111_17.D
RRF 50	1111_18.D	RRF 100	1111_19.D	RRF 200	1111_20.D		

COMPOUND		RRF 2	RRF 5	RRF 10	RRF 20	RRF 50	RRF 100	RRF 200		$\overline{RRF}$	% RSD	% RSD LIMITS
Bromobenzene		0.436	0.518	0.476	0.521	0.478	0.511	0.476		0.488	6.2	20 (40)
n-Propylbenzene		0.526	0.704	0.642	0.679	0.644	0.658	0.614		0.638	9.0	20 (40)
1,1,2,2-Tetrachloroethane		0.402	0.442	0.417	0.457	0.429	0.459	0.446		0.436	4.8	20 (40)
2-Chlorotoluene		0.460	0.553	0.501	0.543	0.510	0.525	0.499		0.513	6.0	20 (40)
1,3,5-Trimethylbenzene		1.461	1.942	1.781	1.957	1.863	1.955	1.880		1.834	9.6	20 (40)
1,2,3-Trichloropropane		0.356	0.377	0.376	0.402	0.361	0.368	0.334		0.368	5.7	20 (40)
trans-1,4-Dichloro-2-butene		0.097	0.120	0.125	0.151	0.150	0.168	0.162		0.139	18.5	20 (40)
4-Chlorotoluene		0.483	0.574	0.526	0.564	0.517	0.540	0.515		0.531	5.8	20 (40)
tert-Butylbenzene		1.331	1.703	1.567	1.691	1.628	1.694	1.638		1.607	8.1	20 (40)
1,2,4-Trimethylbenzene		1.417	1.850	1.712	1.889	1.811	1.933	1.906		1.788	10.0	20 (40)
sec-Butylbenzene		1.923	2.548	2.326	2.508	2.396	2.516	2.447		2.381	9.1	20 (40)
p-Isopropyltoluene		1.549	2.088	1.894	2.064	2.008	2.112	2.057		1.967	10.1	20 (40)
1,3-Dichlorobenzene		0.832	0.971	0.899	0.965	0.894	0.963	0.934		0.922	5.5	20 (40)
1,4-Dichlorobenzene		0.840	0.968	0.883	0.938	0.875	0.938	0.910		0.907	4.9	20 (40)
2-Isopropyltoluene		1.518	1.895	1.798	1.934	1.881	2.011	1.982		1.860	8.9	20 (40)
n-Butylbenzene		1.474	2.044	1.844	2.010	1.944	2.086	2.043		1.921	11.1	20 (40)
1,2-Dichlorobenzene		0.767	0.851	0.793	0.857	0.801	0.874	0.857		0.829	4.9	20 (40)
1,2-Dibromo-3-Chloropropane		0.034	0.042	0.044	0.049	0.051	0.062	0.067		0.050	23.1 +	20 (40)
Hexachlorobutadiene		0.263	0.349	0.301	0.331	0.328	0.363	0.343		0.325	10.4	20 (40)
1,2,4-Trichlorobenzene		0.375	0.464	0.433	0.496	0.503	0.597	0.574		0.492	15.7	20 (40)
Naphthalene		0.714	0.875	0.885	1.124	1.207	1.464	1.468		1.105	26.8 +	20 (40)
1,2,3-Trichlorobenzene		0.355	0.399	0.386	0.452	0.457	0.543	0.533		0.446	16.2	20 (40)
% Dibromofluoromethane		0.070	0.070	0.068	0.069	0.070	0.068	0.069		0.069	1.4	20 (40)
% Toluene-d8		1.216	1.214	1.212	1.213	1.235	1.227	1.248		1.224	1.1	20 (40)
% Bromofluorobenzene		0.478	0.476	0.474	0.490	0.506	0.505	0.524		0.493	3.8	20 (40)
% 1,2-dichlorobenzene-d4		0.885	0.882	0.877	0.879	0.895	0.892	0.884		0.885	0.7	20 (40)

* The minimum RRF was not met for this compound. (#) The maximum %RSD was not met for this compound

(*) Recommended RRF not met (+) %D exceeds criteria % (#) %D exceeds (maximum) %

%D: 10% of target compounds are allowed to be above criteria %, but must be less than the (maximum) %

(l) linear (li) linear inverse conc weight (li2) linear inverse conc weight squared (q) quadratic (qi) quadratic inverse conc weight (qi2) quadratic inverse conc weight squared

Compounds not using average response (l, li, li2, q, qi, qi2) display concentrations and not response factors

Response Factor Report GCMS

Method Path : H:\V2019\CHEM31\Methods\
Method File : VT-L111119.M
Title : VOA Standards for 5 point calibration
Last Update : Tue Nov 12 10:26:15 2019
Response Via : Initial Calibration

Calibration Files (Note: Curves (l,lf,q,qf) display calculated conc and corr. coefficient.)
002 =1111_14.D 005 =1111_24.D 010 =1111_16.D 020 =1111_17.D 050 =1111_18.D 100 =1111_19.D 200 =1111_20.D

	Compound	002	005	010	020	050	100	200	Avg	%RSD
1)	INT Pentafluorobenzene	----------ISTD----------								
2)	T Dichlorodifluo...	0.241	0.337	0.289	0.307	0.308	0.318	0.318	0.303	10.11
3)	T Chloromethane	0.354	0.451	0.394	0.420	0.418	0.433	0.436	0.415	7.80
4)	T Vinyl Chloride	0.286	0.371	0.338	0.354	0.356	0.372	0.390	0.352	9.48
5)	T Bromomethane	0.069	0.106	0.083	0.097	0.092	0.099	0.104	0.093	14.15
6)	T Chloroethane	0.107	0.151	0.141	0.142	0.129	0.121	0.086	0.125	18.07#
7)	T Trichlorofluor...	0.335	0.435	0.397	0.407	0.400	0.398	0.355	0.390	8.66
9)	T 1,1-Dichloroet...	0.188	0.242	0.215	0.226	0.227	0.237	0.235	0.224	8.21
10)	T Trichlorotrifl...	0.147	0.191	0.167	0.175	0.172	0.180	0.176	0.173	7.82
11)	T Carbon Disulfide	0.607	0.778	0.720	0.762	0.754	0.785	0.770	0.739	8.39
13)	T Methylene Chlo...	0.362	0.316	0.255	0.254	0.232	0.243	0.237	0.271	18.06#
14)	T Acetone		0.124	0.119	0.093	0.062	0.061	0.057	0.086	35.45#
15)	T Trans-1,2-Dich...	0.212	0.272	0.248	0.260	0.252	0.263	0.261	0.252	7.71
17)	T Methyl t-Butyl...	0.556	0.595	0.573	0.610	0.578	0.626	0.618	0.594	4.36
19)	T 1,1-Dichloroet...	0.425	0.519	0.483	0.522	0.503	0.522	0.515	0.498	7.09
20)	T Acrylonitrile	0.065	0.074	0.069	0.075	0.071	0.075	0.075	0.072	5.77
23)	T Cis-1,2-Dichlo...	0.231	0.272	0.268	0.269	0.273	0.289	0.284	0.269	6.97
24)	T 2,2-Dichloropr...	0.358	0.432	0.393	0.413	0.416	0.430	0.433	0.411	6.60
25)	T Bromochloromet...	0.087	0.110	0.104	0.113	0.109	0.113	0.111	0.107	8.74
27)	T Chloroform	0.475	0.502	0.476	0.495	0.475	0.490	0.485	0.486	2.23
28)	T Carbon Tetrach...	0.294	0.345	0.304	0.318	0.314	0.332	0.333	0.320	5.61
29)	T Tetrahydrofura...	0.064	0.070	0.063	0.066	0.059	0.060	0.058	0.063#	6.92
30)	T 1,1,1-Trichlor...	0.364	0.457	0.424	0.453	0.444	0.454	0.462	0.437	7.85
31)	SURR% Dibromofluor...	0.070	0.070	0.068	0.069	0.070	0.068	0.069	0.069	1.39
32)	T Methyl Ethyl K...	0.169	0.144	0.132	0.149	0.123	0.124	0.124	0.138	12.53
33)	INT 1,4-Difluorobenzene	----------ISTD----------								
34)	T 1,1-Dichloropr...	0.231	0.285	0.269	0.298	0.294	0.299	0.301	0.282	8.87
35)	T Benzene	0.797	0.891	0.845	0.888	0.859	0.898	0.891	0.867	4.21
37)	T 1,2-Dichloroet...	0.204	0.228	0.226	0.243	0.231	0.248	0.246	0.232	6.56
39)	T Trichloroethene	0.181	0.220	0.206	0.212	0.208	0.210	0.199	0.205	6.04
40)	T Dibromomethane	0.085	0.091	0.090	0.097	0.093	0.101	0.102	0.094#	6.72
41)	T 1,2-dichloropr...	0.215	0.234	0.214	0.230	0.223	0.235	0.232	0.226	3.86
42)	T Bromodichlorom...	0.177	0.209	0.207	0.226	0.225	0.247	0.253	0.220	11.68
43)	T cis-1,3-Dichlo...	0.234	0.274	0.276	0.306	0.306	0.334	0.335	0.295	12.30
44)	T Toluene	0.462	0.552	0.502	0.531	0.520	0.538	0.523	0.518	5.67
45)	SURR% Toluene-d8	1.216	1.214	1.212	1.213	1.235	1.227	1.248	1.224	1.12
46)	T 4-Methyl-2-Pen...	0.145	0.165	0.162	0.174	0.168	0.179	0.173	0.167	6.64
47)	T Tetrachloroethene	0.137	0.174	0.155	0.162	0.159	0.162	0.159	0.158	7.05
48)	T trans-1,3-Dich...	0.188	0.231	0.225	0.257	0.256	0.280	0.278	0.245	13.29
49)	T 1,1,2-Trichlor...	0.133	0.148	0.142	0.151	0.145	0.156	0.154	0.147	5.26
50)	INT Chlorobenzene-d5	----------ISTD----------								

Method Path : H:\V2019\CHEM31\Methods\
Method File : VT-L111119.M

51)	T	Dibromochlorom...	0.110	0.128	0.133	0.157	0.162	0.189	0.198	0.154	21.06#
52)	T	1,3-Dichloropr...	0.287	0.311	0.294	0.339	0.323	0.351	0.345	0.321	7.80
53)	T	1,2-Dibromoethane	0.136	0.156	0.154	0.175	0.170	0.186	0.188	0.166	11.32
54)	T	2-Hexanone	0.159	0.153	0.132	0.151	0.143	0.158	0.160	0.151	6.68
55)	T	Chlorobenzene	0.535	0.624	0.577	0.636	0.606	0.628	0.603	0.601	5.87
56)	T	Ethylbenzene	0.319	0.383	0.351	0.379	0.368	0.380	0.369	0.364	6.28
57)	T	1,1,1,2-Tetrac...	0.143	0.159	0.160	0.184	0.185	0.203	0.204	0.177	13.26
58)	T	m&p-Xylene	0.368	0.435	0.414	0.448	0.432	0.443	0.412	0.422	6.43
59)	T	o-Xylene	0.325	0.410	0.384	0.424	0.416	0.442	0.434	0.405	9.80
60)	T	Styrene	0.601	0.621	0.600	0.678	0.664	0.713	0.696	0.654	7.08
61)	T	Bromoform	0.051	0.062	0.064	0.075	0.080	0.096	0.104	0.076#	25.28#
62)	SURR%	Bromofluorob...	0.478	0.476	0.474	0.490	0.506	0.505	0.524	0.493	3.82
63)	INT	1,4-Dichlorobenzen...	----------ISTD----------								
64)	SURR%	1,2-dichloro...	0.885	0.882	0.877	0.879	0.895	0.892	0.884	0.885	0.73
65)	T	Isopropylbenzene	0.536	0.689	0.640	0.678	0.644	0.656	0.611	0.636	8.03
66)	T	Bromobenzene	0.436	0.518	0.476	0.521	0.478	0.511	0.476	0.488	6.20
67)	T	n-Propylbenzene	0.526	0.704	0.642	0.679	0.644	0.658	0.614	0.638	8.96
68)	T	1,1,2,2-Tetrac...	0.402	0.442	0.417	0.457	0.429	0.459	0.446	0.436	4.83
69)	T	2-Chlorotoluene	0.460	0.553	0.501	0.543	0.510	0.525	0.499	0.513	6.02
70)	T	1,3,5-Trimethy...	1.461	1.942	1.781	1.957	1.863	1.955	1.880	1.834	9.61
71)	T	1,2,3-Trichlor...	0.356	0.377	0.376	0.402	0.361	0.368	0.334	0.368	5.72
72)	T	trans-1,4-Dich...	0.097	0.120	0.125	0.151	0.150	0.168	0.162	0.139	18.45#
73)	T	4-Chlorotoluene	0.483	0.574	0.526	0.564	0.517	0.540	0.515	0.531	5.83
74)	T	tert-Butylbenzene	1.331	1.703	1.567	1.691	1.628	1.694	1.638	1.607	8.14
75)	T	1,2,4-Trimethy...	1.417	1.850	1.712	1.889	1.811	1.933	1.906	1.788	10.03
76)	T	sec-Butylbenzene	1.923	2.548	2.326	2.508	2.396	2.516	2.447	2.381	9.06
77)	T	p-Isopropyltol...	1.549	2.088	1.894	2.064	2.008	2.112	2.057	1.967	10.05
78)	T	1,3-Dichlorobe...	0.832	0.971	0.899	0.965	0.894	0.963	0.934	0.922	5.51
79)	T	1,4-Dichlorobe...	0.840	0.968	0.883	0.938	0.875	0.938	0.910	0.907	4.88
80)	T	2-Isopropyltol...	1.518	1.895	1.798	1.934	1.881	2.011	1.982	1.860	8.94
81)	T	n-Butylbenzene	1.474	2.044	1.844	2.010	1.944	2.086	2.043	1.921	11.08
82)	T	1,2-Dichlorobe...	0.767	0.851	0.793	0.857	0.801	0.874	0.857	0.829	4.90
83)	T	1,2-Dibromo-3-...	0.034	0.042	0.044	0.049	0.051	0.062	0.067	0.050	23.14#
84)	T	Hexachlorobuta...	0.263	0.349	0.301	0.331	0.328	0.363	0.343	0.325	10.39
85)	T	1,2,4-Trichlor...	0.375	0.464	0.433	0.496	0.503	0.597	0.574	0.492	15.74#
86)	T	Naphthalene	0.714	0.875	0.885	1.124	1.207	1.464	1.468	1.105	26.78#
87)	T	1,2,3-Trichlor...	0.355	0.399	0.386	0.452	0.457	0.543	0.533	0.446	16.17#
88)	INT	1,4-Dioxane d8	----------ISTD----------								

(#,$,@)=Out of Range l=linear lf=linear(0,0) q=Quadratic qf=Quadratic(0,0)

Quantitation Report (QT Reviewed)

Data Path : H:\V2019\CHEM31\11NOV\111119\
Data File : 1111_14.D
Acq On : 11 Nov 2019 4:48 pm
Operator :
Client ID : BFB TUNE
Lab ID : VOA- 2.0 PPB STD. VOA310 I 11/11 AS
ALS Vial : 1 Sample Multiplier: 1

Quant Time: Nov 12 10:25:47 2019
Quant Method : H:\V2019\CHEM31\METHODS\VT-L111119.M
Quant Title : VOA Standards for 5 point calibration
QLast Update : Mon Nov 11 19:30:06 2019
Response via : Initial Calibration

Compound	R.T.	QIon	Response	Conc	Units	Dev(Min)
Internal Standards						
1) Pentafluorobenzene	2.915	168	317661	50.000	ug/l	0.00
33) 1,4-Difluorobenzene	3.193	114	507024	50.000	ug/l	0.00
50) Chlorobenzene-d5	4.866	117	432037	50.000	ug/l	0.00
63) 1,4-Dichlorobenzene-d4	6.454	152	187292	50.000	ug/l	0.00
88) 1,4-Dioxane d8	3.576	96	12924	500.000	ug/l	0.00
System Monitoring Compounds						
31) % Dibromofluoromethane	2.695	192	22349	50.573	ug/l	0.00
Spiked Amount 50.000	Range 70 - 130		Recovery = 101.14%			
45) % Toluene-d8	3.933	98	616768	49.255	ug/l	0.00
Spiked Amount 50.000	Range 70 - 130		Recovery = 98.50%			
62) % Bromofluorobenzene	5.668	95	206576	47.275	ug/l	0.00
Spiked Amount 50.000	Range 70 - 130		Recovery = 94.54%			
64) % 1,2-dichlorobenzene-d4	6.764	152	165717	49.414	ug/l	0.00
Spiked Amount 50.000	Range 70 - 130		Recovery = 98.82%			
Target Compounds						Qvalue
2) Dichlorodifluoromethane	0.970	85	3066	1.568	ug/l	99
3) Chloromethane	1.065	50	4493	1.690	ug/l	100
4) Vinyl Chloride	1.107	62	3639	1.611	ug/l	100
5) Bromomethane	1.264	94	873	1.494	ug/l	85
6) Chloroethane	1.322	64	1364	1.670	ug/l	100
7) Trichlorofluoromethane	1.384	101	4252	1.675	ug/l	99
9) 1,1-Dichloroethene	1.620	96	2385	1.650	ug/l	99
10) Trichlorotrifluoroethane	1.636	151	1873	1.714	ug/l	94
11) Carbon Disulfide	1.641	76	7713	1.611	ug/l	100
13) Methylene Chloride	1.883	84	4606	3.125	ug/l	94
14) Acetone	1.909	43	3783	9.558	ug/l	96
15) Trans-1,2-Dichloroethene	1.951	96	2691	1.680	ug/l	96
17) Methyl t-Butyl Ether (...	1.998	73	7065	1.925	ug/l#	22
19) 1,1-Dichloroethane	2.234	63	5398	1.690	ug/l	96
20) Acrylonitrile	2.260	53	821	1.826	ug/l	92
23) Cis-1,2-Dichloroethene	2.480	96	2932	1.690	ug/l	96
24) 2,2-Dichloropropane	2.533	77	4550	1.722	ug/l	97
25) Bromochloromethane	2.580	128	1103	1.597	ug/l#	64
27) Chloroform	2.606	83	6035	2.000	ug/l	95
28) Carbon Tetrachloride	2.679	117	3733	1.869	ug/l	91
29) Tetrahydrofuran (THF)	2.690	42	2038	5.463	ug/l	95
30) 1,1,1-Trichloroethane	2.711	97	4631	1.643	ug/l	96
32) Methyl Ethyl Ketone	2.758	43	2153	2.746	ug/l	77
34) 1,1-Dichloropropene	2.769	75	4691	1.571	ug/l	97
35) Benzene	2.889	78	16160	1.856	ug/l	99
37) 1,2-Dichloroethane	2.994	62	4136	1.762	ug/l	83
39) Trichloroethene	3.178	130	3671	1.737	ug/l#	1
40) Dibromomethane	3.403	93	1717	1.823	ug/l	93
41) 1,2-dichloropropane	3.455	63	4364	1.932	ug/l	94
42) Bromodichloromethane	3.482	83	3591	1.573	ug/l	99
43) cis-1,3-Dichloropropene	3.828	75	4746	1.527	ug/l	97
44) Toluene	3.964	92	9369	1.775	ug/l	98
46) 4-Methyl-2-Pentanone	4.184	43	2945	1.728	ug/l	94
47) Tetrachloroethene	4.184	164	2778	1.727	ug/l	97
48) trans-1,3-Dichloropropene	4.200	75	3821	1.473	ug/l	98
49) 1,1,2-Trichloroethane	4.300	97	2707	1.840	ug/l	94
51) Dibromochloromethane	4.399	129	1905	1.358	ug/l	96
52) 1,3-Dichloropropane	4.462	76	4959	1.778	ug/l	96
53) 1,2-Dibromoethane	4.551	107	2347	1.593	ug/l	97

Quantitation Report (QT Reviewed)

Data Path : H:\V2019\CHEM31\11NOV\111119\
Data File : 1111_14.D
Acq On : 11 Nov 2019 4:48 pm
Operator :
Client ID : BFB TUNE
Lab ID : VOA- 2.0 PPB STD. VOA310 I 11/11 AS
ALS Vial : 1 Sample Multiplier: 1

Quant Time: Nov 12 10:25:47 2019
Quant Method : H:\V2019\CHEM31\METHODS\VT-L111119.M
Quant Title : VOA Standards for 5 point calibration
QLast Update : Mon Nov 11 19:30:06 2019
Response via : Initial Calibration

Compound	R.T.	QIon	Response	Conc Units	Dev(Min)
54) 2-Hexanone	4.688	43	2748	2.220 ug/l	89
55) Chlorobenzene	4.876	112	9238	1.764 ug/l	92
56) Ethylbenzene	4.892	106	5505	1.733 ug/l	90
57) 1,1,1,2-Tetrachloroethane	4.918	131	2472	1.547 ug/l#	60
58) m&p-Xylene	4.986	106	12734	3.410 ug/l	92
59) o-Xylene	5.264	106	5625	1.565 ug/l	94
60) Styrene	5.301	104	10385	1.809 ug/l	98
61) Bromoform	5.317	173	877	1.274 ug/l	94
65) Isopropylbenzene	5.474	120	4017	1.666 ug/l	94
66) Bromobenzene	5.736	156	3268	1.823 ug/l	94
67) n-Propylbenzene	5.757	120	3940	1.632 ug/l	91
68) 1,1,2,2-Tetrachloroethane	5.810	83	3011	1.873 ug/l	97
69) 2-Chlorotoluene	5.867	126	3448	1.806 ug/l	89
70) 1,3,5-Trimethylbenzene	5.899	105	10947	1.569 ug/l	94
71) 1,2,3-Trichloropropane	5.904	75	2665	1.973 ug/l	89
72) trans-1,4-Dichloro-2-b...	5.935	75	3640	6.465 ug/l	88
73) 4-Chlorotoluene	5.983	126	3618	1.866 ug/l	96
74) tert-Butylbenzene	6.124	119	9973	1.635 ug/l	96
75) 1,2,4-Trimethylbenzene	6.171	105	10613	1.565 ug/l	97
76) sec-Butylbenzene	6.250	105	14409	1.605 ug/l	100
77) p-Isopropyltoluene	6.355	119	11606	1.543 ug/l	99
78) 1,3-Dichlorobenzene	6.402	146	6232	1.861 ug/l	99
79) 1,4-Dichlorobenzene	6.465	146	6296m	1.922 ug/l	99
80) 2-Isopropyltoluene	6.538	119	11371	1.614 ug/l	98
81) n-Butylbenzene	6.664	91	11039	1.516 ug/l	99
82) 1,2-Dichlorobenzene	6.774	146	5749	1.915 ug/l#	67
83) 1,2-Dibromo-3-Chloropr...	7.372	155	256	1.338 ug/l	83
84) Hexachlorobutadiene	7.839	225	1967	1.599 ug/l	96
85) 1,2,4-Trichlorobenzene	7.849	180	2807	1.490 ug/l	99
86) Naphthalene	8.075	128	5350	1.184 ug/l	98
87) 1,2,3-Trichlorobenzene	8.200	180	2660	1.554 ug/l	98

(#)out of range (m)manual integration reviewed by analyst (+)signals summed

Quantitation Report (QT Reviewed)

Data Path : H:\V2019\CHEM31\11NOV\111119\
Data File : 1111_14.D
Acq On : 11 Nov 2019 4:48 pm
Operator :
Client ID : BFB TUNE
Lab ID : VOA- 2.0 PPB STD. VOA310 I 11/11 AS
ALS Vial : 1 Sample Multiplier: 1

Quant Time: Nov 12 10:25:47 2019
Quant Method : H:\V2019\CHEM31\METHODS\VT-L111119.M
Quant Title : VOA Standards for 5 point calibration
QLast Update : Mon Nov 11 19:30:06 2019
Response via : Initial Calibration



Quantitation Report (RF) (QT Reviewed)

Data Path : H:\V2019\CHEM31\11NOV\111119\
Data File : 1111_16.D
Acq On : 11 Nov 2019 5:31 pm
Operator :
Client ID : ICAL 10
Lab ID : VOA- 10 PPB STD.
ALS Vial : 1 Sample Multiplier: 1

Quant Time: Nov 11 19:31:36 2019
Quant Method : H:\V2019\CHEM31\METHODS\VT-L111119.M
Quant Title : VOA Standards for 5 point calibration
QLast Update : Mon Nov 11 19:30:06 2019
Response via : Initial Calibration

Compound	R.T.	QIon	Response	Conc	Units	Dev(Min)
Internal Standards						
1) Pentafluorobenzene	2.916	168	313224	50.000	ug/l	0.00
33) 1,4-Difluorobenzene	3.193	114	504069	50.000	ug/l	0.00
50) Chlorobenzene-d5	4.866	117	436150	50.000	ug/l	0.00
63) 1,4-Dichlorobenzene-d4	6.455	152	187880	50.000	ug/l	0.00
88) 1,4-Dioxane d8	3.576	96	12756	500.000	ug/l	0.00
System Monitoring Compounds						
31) % Dibromofluoromethane	2.695	192	21376	49.056	ug/l	0.00
Spiked Amount 50.000	Range 70 - 130		Recovery	=	98.12%	
45) % Toluene-d8	3.933	98	610929	49.074	ug/l	0.00
Spiked Amount 50.000	Range 70 - 130		Recovery	=	98.14%	
62) % Bromofluorobenzene	5.668	95	206687	46.854	ug/l	0.00
Spiked Amount 50.000	Range 70 - 130		Recovery	=	93.70%	
64) % 1,2-dichlorobenzene-d4	6.764	152	164806	48.989	ug/l	0.00
Spiked Amount 50.000	Range 70 - 130		Recovery	=	97.98%	
Target Compounds						Qvalue
2) Dichlorodifluoromethane	0.970	85	18125	9.564	ug/l	98
3) Chloromethane	1.065	50	24670	9.487	ug/l	99
4) Vinyl Chloride	1.107	62	21175	9.592	ug/l	100
5) Bromomethane	1.264	94	5194	8.936	ug/l	90
6) Chloroethane	1.322	64	8814	11.244	ug/l	95
7) Trichlorofluoromethane	1.385	101	24883	10.197	ug/l	95
9) 1,1-Dichloroethene	1.621	96	13490	9.596	ug/l	94
10) Trichlorotrifluoroethane	1.636	151	10443	9.661	ug/l	99
11) Carbon Disulfide	1.642	76	45117	9.740	ug/l	100
13) Methylene Chloride	1.883	84	16004	9.416	ug/l	97
14) Acetone	1.904	43	7444	13.827	ug/l	94
15) Trans-1,2-Dichloroethene	1.956	96	15505	9.810	ug/l	99
17) Methyl t-Butyl Ether (...	1.998	73	35883	9.648	ug/l	94
19) 1,1-Dichloroethane	2.234	63	30236	9.686	ug/l	99
20) Acrylonitrile	2.265	53	4297	9.535	ug/l	98
23) Cis-1,2-Dichloroethene	2.480	96	16807	9.956	ug/l	97
24) 2,2-Dichloropropane	2.538	77	24644	9.577	ug/l	100
25) Bromochloromethane	2.580	128	6513	9.743	ug/l#	82
27) Chloroform	2.606	83	29824	9.806	ug/l	99
28) Carbon Tetrachloride	2.680	117	19021	9.486	ug/l	99
29) Tetrahydrofuran (THF)	2.695	42	9850	24.992	ug/l	98
30) 1,1,1-Trichloroethane	2.711	97	26570	9.707	ug/l	99
32) Methyl Ethyl Ketone	2.758	43	8300	9.594	ug/l	91
34) 1,1-Dichloropropene	2.769	75	27158	9.537	ug/l	99
35) Benzene	2.889	78	85202	9.750	ug/l	98
37) 1,2-Dichloroethane	2.994	62	22780	9.731	ug/l	95
39) Trichloroethene	3.178	130	20805	10.055	ug/l#	71
40) Dibromomethane	3.403	93	9081	9.559	ug/l	97
41) 1,2-dichloropropane	3.456	63	21624	9.482	ug/l	98
42) Bromodichloromethane	3.482	83	20830	9.373	ug/l	100
43) cis-1,3-Dichloropropene	3.828	75	27794	9.341	ug/l	97
44) Toluene	3.964	92	50583	9.678	ug/l	98
46) 4-Methyl-2-Pentanone	4.184	43	16333	9.729	ug/l	97
47) Tetrachloroethene	4.184	164	15622	9.793	ug/l	99
48) trans-1,3-Dichloropropene	4.200	75	22729	9.197	ug/l	99
49) 1,1,2-Trichloroethane	4.294	97	14304	9.646	ug/l	98
51) Dibromochloromethane	4.405	129	11605	8.636	ug/l	97
52) 1,3-Dichloropropane	4.462	76	25633	9.144	ug/l	100
53) 1,2-Dibromoethane	4.551	107	13447	9.259	ug/l	96

Quantitation Report (RF) (QT Reviewed)

Data Path : H:\V2019\CHEM31\11NOV\111119\
Data File : 1111_16.D
Acq On : 11 Nov 2019 5:31 pm
Operator :
Client ID : ICAL 10
Lab ID : VOA- 10 PPB STD.
ALS Vial : 1 Sample Multiplier: 1

Quant Time: Nov 11 19:31:36 2019
Quant Method : H:\V2019\CHEM31\METHODS\VT-L111119.M
Quant Title : VOA Standards for 5 point calibration
QLast Update : Mon Nov 11 19:30:06 2019
Response via : Initial Calibration

Compound	R.T.	QIon	Response	Conc Units	Dev(Min)
54) 2-Hexanone	4.688	43	11538	8.762 ug/l	98
55) Chlorobenzene	4.876	112	50333	9.598 ug/l	96
56) Ethylbenzene	4.892	106	30584	9.632 ug/l	99
57) 1,1,1,2-Tetrachloroethane	4.913	131	13922	9.024 ug/l	93
58) m&p-Xylene	4.987	106	72301	19.654 ug/l	96
59) o-Xylene	5.264	106	33535	9.490 ug/l	98
60) Styrene	5.301	104	52365	9.186 ug/l	99
61) Bromoform	5.317	173	5553	8.380 ug/l	92
65) Isopropylbenzene	5.474	120	24038	10.054 ug/l	99
66) Bromobenzene	5.736	156	17887	9.756 ug/l	96
67) n-Propylbenzene	5.757	120	24137	10.064 ug/l	99
68) 1,1,2,2-Tetrachloroethane	5.810	83	15687	9.575 ug/l	96
69) 2-Chlorotoluene	5.867	126	18825	9.765 ug/l#	80
70) 1,3,5-Trimethylbenzene	5.899	105	66932	9.711 ug/l	100
71) 1,2,3-Trichloropropane	5.904	75	14114	10.217 ug/l	97
72) trans-1,4-Dichloro-2-b...	5.936	75	23447	44.924 ug/l	100
73) 4-Chlorotoluene	5.983	126	19781	9.907 ug/l	99
74) tert-Butylbenzene	6.119	119	58884	9.749 ug/l	98
75) 1,2,4-Trimethylbenzene	6.171	105	64327	9.574 ug/l	98
76) sec-Butylbenzene	6.250	105	87420	9.772 ug/l	99
77) p-Isopropyltoluene	6.355	119	71169	9.627 ug/l	99
78) 1,3-Dichlorobenzene	6.402	146	33768	9.742 ug/l	100
79) 1,4-Dichlorobenzene	6.465	146	33165	9.726 ug/l	94
80) 2-Isopropyltoluene	6.539	119	67553	9.667 ug/l	98
81) n-Butylbenzene	6.664	91	69307	9.603 ug/l	100
82) 1,2-Dichlorobenzene	6.774	146	29801	9.571 ug/l	96
83) 1,2-Dibromo-3-Chloropr...	7.372	155	1636	8.703 ug/l	98
84) Hexachlorobutadiene	7.834	225	11316	9.253 ug/l	99
85) 1,2,4-Trichlorobenzene	7.849	180	16259	8.802 ug/l	98
86) Naphthalene	8.075	128	33267	8.009 ug/l	100
87) 1,2,3-Trichlorobenzene	8.201	180	14487	8.637 ug/l	98

(#)out of range (m)manual integration reviewed by analyst (+)signals summed

Quantitation Report (RF) (QT Reviewed)

Data Path : H:\V2019\CHEM31\11NOV\111119\
Data File : 1111_16.D
Acq On : 11 Nov 2019 5:31 pm
Operator :
Client ID : ICAL 10
Lab ID : VOA- 10 PPB STD.
ALS Vial : 1 Sample Multiplier: 1

Quant Time: Nov 11 19:31:36 2019
Quant Method : H:\V2019\CHEM31\METHODS\VT-L111119.M
Quant Title : VOA Standards for 5 point calibration
QLast Update : Mon Nov 11 19:30:06 2019
Response via : Initial Calibration



Quantitation Report (RF) (QT Reviewed)

Data Path : H:\V2019\CHEM31\11NOV\111119\
Data File : 1111_17.D
Acq On : 11 Nov 2019 5:53 pm
Operator :
Client ID : ICAL 20
Lab ID : VOA- 20 PPB STD.
ALS Vial : 1 Sample Multiplier: 1

Quant Time: Nov 11 19:31:49 2019
Quant Method : H:\V2019\CHEM31\METHODS\VT-L111119.M
Quant Title : VOA Standards for 5 point calibration
QLast Update : Mon Nov 11 19:30:06 2019
Response via : Initial Calibration

Compound	R.T.	QIon	Response	Conc	Units	Dev(Min)
Internal Standards						
1) Pentafluorobenzene	2.916	168	307574	50.000	ug/l	0.00
33) 1,4-Difluorobenzene	3.193	114	495593	50.000	ug/l	0.00
50) Chlorobenzene-d5	4.866	117	410697	50.000	ug/l	0.00
63) 1,4-Dichlorobenzene-d4	6.455	152	181580	50.000	ug/l	0.00
88) 1,4-Dioxane d8	3.576	96	12469	500.000	ug/l	0.00
System Monitoring Compounds						
31) % Dibromofluoromethane	2.695	192	21167	49.469	ug/l	0.00
Spiked Amount 50.000	Range 70 - 130		Recovery	=	98.94%	
45) % Toluene-d8	3.933	98	601307	49.127	ug/l	0.00
Spiked Amount 50.000	Range 70 - 130		Recovery	=	98.26%	
62) % Bromofluorobenzene	5.668	95	201077	48.407	ug/l	0.00
Spiked Amount 50.000	Range 70 - 130		Recovery	=	96.82%	
64) % 1,2-dichlorobenzene-d4	6.764	152	159680	49.112	ug/l	0.00
Spiked Amount 50.000	Range 70 - 130		Recovery	=	98.22%	
Target Compounds						Qvalue
2) Dichlorodifluoromethane	0.970	85	37771	20.297	ug/l	98
3) Chloromethane	1.065	50	51705	20.248	ug/l	100
4) Vinyl Chloride	1.107	62	43596	20.111	ug/l	99
5) Bromomethane	1.264	94	11901	20.851	ug/l	99
6) Chloroethane	1.322	64	17512	22.750	ug/l	99
7) Trichlorofluoromethane	1.385	101	50090	20.904	ug/l	100
9) 1,1-Dichloroethene	1.620	96	27765	20.114	ug/l	94
10) Trichlorotrifluoroethane	1.636	151	21508	20.262	ug/l	98
11) Carbon Disulfide	1.641	76	93695	20.599	ug/l	100
13) Methylene Chloride	1.883	84	31243	18.721	ug/l	98
14) Acetone	1.909	43	11403	21.570	ug/l	95
15) Trans-1,2-Dichloroethene	1.956	96	31967	20.598	ug/l	97
17) Methyl t-Butyl Ether (...	1.998	73	75061	20.553	ug/l	97
19) 1,1-Dichloroethane	2.234	63	64169	20.935	ug/l	98
20) Acrylonitrile	2.265	53	9286	20.984	ug/l	97
23) Cis-1,2-Dichloroethene	2.480	96	33058	19.943	ug/l	97
24) 2,2-Dichloropropane	2.538	77	50861	20.128	ug/l	100
25) Bromochloromethane	2.580	128	13953	21.256	ug/l	97
27) Chloroform	2.606	83	60929	20.401	ug/l	99
28) Carbon Tetrachloride	2.680	117	39151	19.884	ug/l	99
29) Tetrahydrofuran (THF)	2.690	42	20434	52.799	ug/l	97
30) 1,1,1-Trichloroethane	2.711	97	55761	20.747	ug/l	99
32) Methyl Ethyl Ketone	2.758	43	18351	21.602	ug/l	95
34) 1,1-Dichloropropene	2.769	75	58980	21.065	ug/l	99
35) Benzene	2.889	78	175966	20.481	ug/l	100
37) 1,2-Dichloroethane	2.994	62	48157	20.922	ug/l	96
39) Trichloroethene	3.178	130	42101	20.695	ug/l	89
40) Dibromomethane	3.403	93	19304	20.669	ug/l	97
41) 1,2-dichloropropane	3.456	63	45558	20.319	ug/l	98
42) Bromodichloromethane	3.482	83	44789	20.500	ug/l	96
43) cis-1,3-Dichloropropene	3.828	75	60680	20.743	ug/l	98
44) Toluene	3.964	92	105331	20.498	ug/l	99
46) 4-Methyl-2-Pentanone	4.184	43	34457	20.876	ug/l	99
47) Tetrachloroethene	4.184	164	32147	20.497	ug/l	99
48) trans-1,3-Dichloropropene	4.200	75	51022	20.998	ug/l	97
49) 1,1,2-Trichloroethane	4.294	97	30031	20.597	ug/l	97
51) Dibromochloromethane	4.405	129	25847	20.427	ug/l	99
52) 1,3-Dichloropropane	4.462	76	55736	21.115	ug/l	99
53) 1,2-Dibromoethane	4.551	107	28742	21.018	ug/l	99

Quantitation Report (RF) (QT Reviewed)

Data Path : H:\V2019\CHEM31\11NOV\111119\
Data File : 1111_17.D
Acq On : 11 Nov 2019 5:53 pm
Operator :
Client ID : ICAL 20
Lab ID : VOA- 20 PPB STD.
ALS Vial : 1 Sample Multiplier: 1

Quant Time: Nov 11 19:31:49 2019
Quant Method : H:\V2019\CHEM31\METHODS\VT-L111119.M
Quant Title : VOA Standards for 5 point calibration
QLast Update : Mon Nov 11 19:30:06 2019
Response via : Initial Calibration

Compound	R.T.	QIon	Response	Conc Units	Dev(Min)
54) 2-Hexanone	4.688	43	24853	20.044 ug/l	97
55) Chlorobenzene	4.876	112	104443	21.151 ug/l	99
56) Ethylbenzene	4.892	106	62189	20.798 ug/l	99
57) 1,1,1,2-Tetrachloroethane	4.918	131	30276	20.842 ug/l	97
58) m&p-Xylene	4.987	106	147164	42.485 ug/l	99
59) o-Xylene	5.264	106	69610	20.919 ug/l	97
60) Styrene	5.301	104	111452	20.762 ug/l	97
61) Bromoform	5.317	173	12335	19.768 ug/l	98
65) Isopropylbenzene	5.474	120	49256	21.317 ug/l	100
66) Bromobenzene	5.742	156	37805	21.335 ug/l	98
67) n-Propylbenzene	5.757	120	49325	21.279 ug/l	98
68) 1,1,2,2-Tetrachloroethane	5.810	83	33215	20.977 ug/l	97
69) 2-Chlorotoluene	5.867	126	39421	21.159 ug/l#	85
70) 1,3,5-Trimethylbenzene	5.899	105	142156	21.340 ug/l	98
71) 1,2,3-Trichloropropane	5.904	75	29179	21.856 ug/l	98
72) trans-1,4-Dichloro-2-b...	5.936	75	54842	108.721 ug/l	93
73) 4-Chlorotoluene	5.983	126	40983	21.238 ug/l	100
74) tert-Butylbenzene	6.119	119	122821	21.041 ug/l	97
75) 1,2,4-Trimethylbenzene	6.171	105	137167	21.123 ug/l	99
76) sec-Butylbenzene	6.250	105	182148	21.068 ug/l	99
77) p-Isopropyltoluene	6.355	119	149879	20.977 ug/l	99
78) 1,3-Dichlorobenzene	6.402	146	70106	20.927 ug/l	99
79) 1,4-Dichlorobenzene	6.465	146	68149	20.679 ug/l	98
80) 2-Isopropyltoluene	6.538	119	140468	20.799 ug/l	99
81) n-Butylbenzene	6.659	91	146023	20.935 ug/l	100
82) 1,2-Dichlorobenzene	6.774	146	62234	20.681 ug/l	99
83) 1,2-Dibromo-3-Chloropr...	7.367	155	3584	19.728 ug/l	98
84) Hexachlorobutadiene	7.833	225	24065	20.360 ug/l	98
85) 1,2,4-Trichlorobenzene	7.849	180	36040	20.187 ug/l	99
86) Naphthalene	8.075	128	81652	20.339 ug/l	100
87) 1,2,3-Trichlorobenzene	8.200	180	32824	20.247 ug/l	99

(#)out of range (m)manual integration reviewed by analyst (+)signals summed

Quantitation Report (RF) (QT Reviewed)

Data Path : H:\V2019\CHEM31\11NOV\111119\
Data File : 1111_17.D
Acq On : 11 Nov 2019 5:53 pm
Operator :
Client ID : ICAL 20
Lab ID : VOA- 20 PPB STD.
ALS Vial : 1 Sample Multiplier: 1

Quant Time: Nov 11 19:31:49 2019
Quant Method : H:\V2019\CHEM31\METHODS\VT-L111119.M
Quant Title : VOA Standards for 5 point calibration
QLast Update : Mon Nov 11 19:30:06 2019
Response via : Initial Calibration

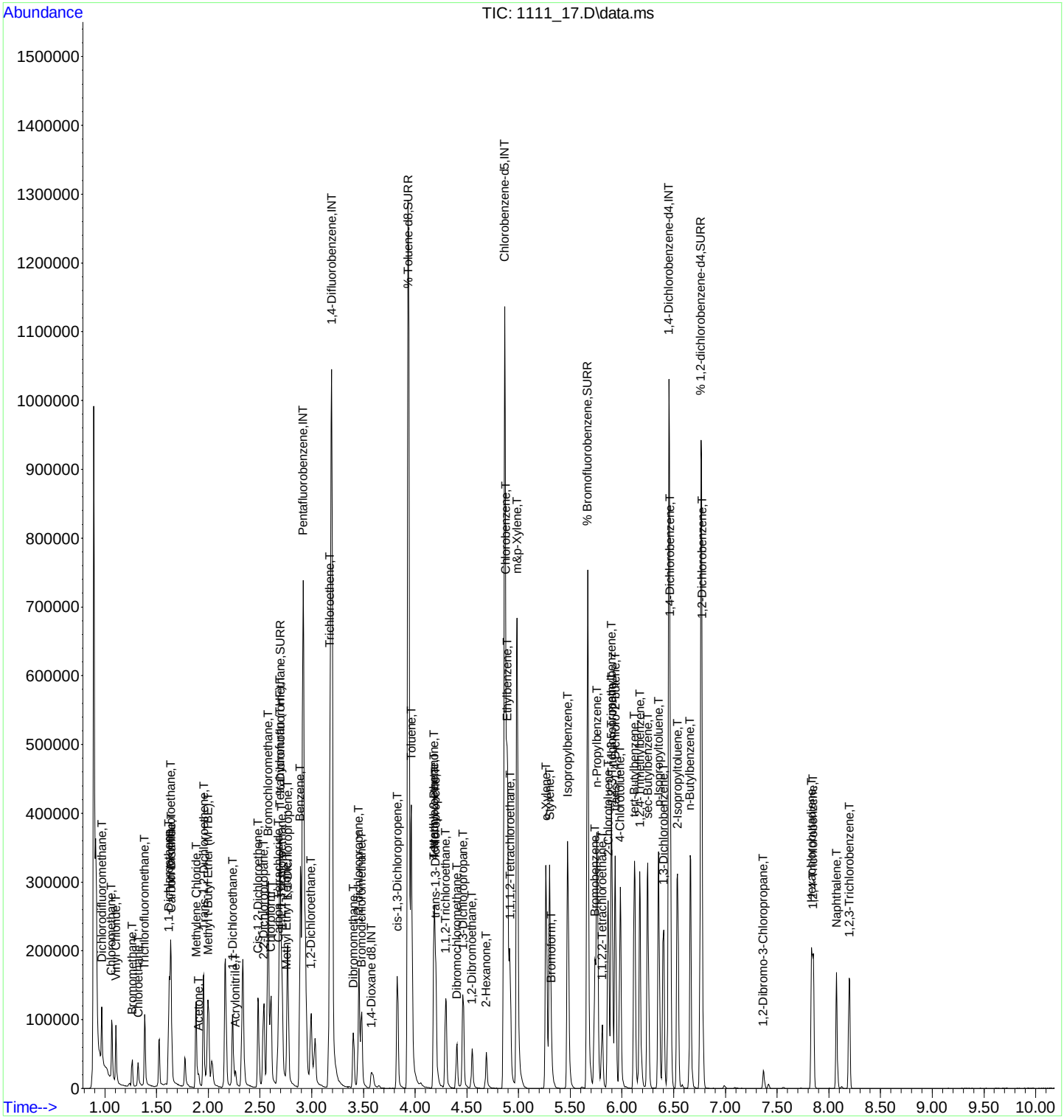

Quantitation Report (RF) (QT Reviewed)

Data Path : H:\V2019\CHEM31\11NOV\111119\
Data File : 1111_18.D
Acq On : 11 Nov 2019 6:15 pm
Operator :
Client ID : ICAL 50
Lab ID : VOA- 50 PPB STD.
ALS Vial : 1 Sample Multiplier: 1

Quant Time: Nov 11 19:32:00 2019
Quant Method : H:\V2019\CHEM31\METHODS\VT-L111119.M
Quant Title : VOA Standards for 5 point calibration
QLast Update : Mon Nov 11 19:30:06 2019
Response via : Initial Calibration

Compound	R.T.	QIon	Response	Conc	Units	Dev(Min)
Internal Standards						
1) Pentafluorobenzene	2.921	168	308233	50.000	ug/l	0.00
33) 1,4-Difluorobenzene	3.193	114	490873	50.000	ug/l	0.00
50) Chlorobenzene-d5	4.866	117	406353	50.000	ug/l	0.00
63) 1,4-Dichlorobenzene-d4	6.455	152	186754	50.000	ug/l	0.00
88) 1,4-Dioxane d8	3.576	96	12587	500.000	ug/l	0.00
System Monitoring Compounds						
31) % Dibromofluoromethane	2.695	192	21440	50.000	ug/l	0.00
Spiked Amount 50.000	Range 70 - 130		Recovery = 100.00%			
45) % Toluene-d8	3.933	98	605539	49.949	ug/l	0.00
Spiked Amount 50.000	Range 70 - 130		Recovery = 99.90%			
62) % Bromofluorobenzene	5.668	95	205496	50.000	ug/l	0.00
Spiked Amount 50.000	Range 70 - 130		Recovery = 100.00%			
64) % 1,2-dichlorobenzene-d4	6.764	152	167199	50.000	ug/l	0.00
Spiked Amount 50.000	Range 70 - 130		Recovery = 100.00%			
Target Compounds						Qvalue
2) Dichlorodifluoromethane	0.970	85	94585	50.719	ug/l	99
3) Chloromethane	1.070	50	128975	50.399	ug/l	100
4) Vinyl Chloride	1.107	62	109603	50.452	ug/l	99
5) Bromomethane	1.264	94	28343	49.552	ug/l	91
6) Chloroethane	1.322	64	39624	51.366	ug/l	98
7) Trichlorofluoromethane	1.385	101	123193	51.302	ug/l	99
9) 1,1-Dichloroethene	1.621	96	70117	50.686	ug/l	95
10) Trichlorotrifluoroethane	1.636	151	53008	49.831	ug/l	97
11) Carbon Disulfide	1.642	76	232331	50.970	ug/l	100
13) Methylene Chloride	1.883	84	71349	42.660	ug/l	98
14) Acetone	1.909	43	19202	36.244	ug/l	98
15) Trans-1,2-Dichloroethene	1.956	96	77721	49.972	ug/l	97
17) Methyl t-Butyl Ether (...	1.998	73	178104	48.664	ug/l	91
19) 1,1-Dichloroethane	2.234	63	154985	50.455	ug/l	98
20) Acrylonitrile	2.265	53	21819	49.200	ug/l	98
23) Cis-1,2-Dichloroethene	2.486	96	84178	50.674	ug/l	97
24) 2,2-Dichloropropane	2.538	77	128174	50.616	ug/l	100
25) Bromochloromethane	2.580	128	33509	50.939	ug/l	94
27) Chloroform	2.606	83	146424	48.922	ug/l	99
28) Carbon Tetrachloride	2.680	117	96922	49.119	ug/l	99
29) Tetrahydrofuran (THF)	2.690	42	45250	116.670	ug/l	96
30) 1,1,1-Trichloroethane	2.711	97	136784	50.783	ug/l	99
32) Methyl Ethyl Ketone	2.758	43	38040	44.682	ug/l	97
34) 1,1-Dichloropropene	2.769	75	144553	52.124	ug/l	99
35) Benzene	2.895	78	421506	49.532	ug/l	99
37) 1,2-Dichloroethane	2.994	62	113630	49.842	ug/l	95
39) Trichloroethene	3.178	130	102238	50.738	ug/l	99
40) Dibromomethane	3.403	93	45593	49.285	ug/l	96
41) 1,2-dichloropropane	3.456	63	109330	49.231	ug/l	99
42) Bromodichloromethane	3.482	83	110513	51.067	ug/l	99
43) cis-1,3-Dichloropropene	3.828	75	150408	51.910	ug/l	99
44) Toluene	3.964	92	255445	50.189	ug/l	98
46) 4-Methyl-2-Pentanone	4.184	43	82491	50.459	ug/l	99
47) Tetrachloroethene	4.184	164	77886	50.138	ug/l	100
48) trans-1,3-Dichloropropene	4.200	75	125599	52.186	ug/l	99
49) 1,1,2-Trichloroethane	4.300	97	71228	49.323	ug/l	99
51) Dibromochloromethane	4.405	129	65966	52.690	ug/l	100
52) 1,3-Dichloropropane	4.462	76	131188	50.231	ug/l	100
53) 1,2-Dibromoethane	4.551	107	69267	51.193	ug/l	98

Quantitation Report (RF) (QT Reviewed)

Data Path : H:\V2019\CHEM31\11NOV\111119\
Data File : 1111_18.D
Acq On : 11 Nov 2019 6:15 pm
Operator :
Client ID : ICAL 50
Lab ID : VOA- 50 PPB STD.
ALS Vial : 1 Sample Multiplier: 1

Quant Time: Nov 11 19:32:00 2019
Quant Method : H:\V2019\CHEM31\METHODS\VT-L111119.M
Quant Title : VOA Standards for 5 point calibration
QLast Update : Mon Nov 11 19:30:06 2019
Response via : Initial Calibration

	Compound	R.T.	QIon	Response	Conc Units	Dev(Min)
54)	2-Hexanone	4.688	43	58210	47.449 ug/l	98
55)	Chlorobenzene	4.877	112	246339	50.420 ug/l	99
56)	Ethylbenzene	4.892	106	149409	50.502 ug/l	99
57)	1,1,1,2-Tetrachloroethane	4.918	131	75151	52.286 ug/l	99
58)	m&p-Xylene	4.987	106	351246	102.485 ug/l	98
59)	o-Xylene	5.264	106	169007	51.332 ug/l	96
60)	Styrene	5.301	104	269965	50.830 ug/l	98
61)	Bromoform	5.317	173	32381	52.449 ug/l	99
65)	Isopropylbenzene	5.474	120	120231	50.592 ug/l	100
66)	Bromobenzene	5.742	156	89352	49.027 ug/l	97
67)	n-Propylbenzene	5.763	120	120334	50.475 ug/l	97
68)	1,1,2,2-Tetrachloroethane	5.810	83	80128	49.202 ug/l	99
69)	2-Chlorotoluene	5.867	126	95206	49.685 ug/l#	85
70)	1,3,5-Trimethylbenzene	5.899	105	347921	50.781 ug/l	100
71)	1,2,3-Trichloropropane	5.904	75	67333	49.037 ug/l	99
72)	trans-1,4-Dichloro-2-b...	5.936	75	140343	270.515 ug/l	91
73)	4-Chlorotoluene	5.983	126	96641	48.694 ug/l	98
74)	tert-Butylbenzene	6.124	119	304036	50.642 ug/l	98
75)	1,2,4-Trimethylbenzene	6.172	105	338188	50.637 ug/l	100
76)	sec-Butylbenzene	6.250	105	447487	50.324 ug/l	99
77)	p-Isopropyltoluene	6.355	119	375091	51.042 ug/l	99
78)	1,3-Dichlorobenzene	6.402	146	166919	48.446 ug/l	99
79)	1,4-Dichlorobenzene	6.465	146	163330	48.186 ug/l	100
80)	2-Isopropyltoluene	6.539	119	351310	50.576 ug/l	99
81)	n-Butylbenzene	6.664	91	363032	50.605 ug/l	99
82)	1,2-Dichlorobenzene	6.774	146	149657	48.356 ug/l	99
83)	1,2-Dibromo-3-Chloropr...	7.372	155	9539	51.053 ug/l	98
84)	Hexachlorobutadiene	7.834	225	61343	50.460 ug/l	100
85)	1,2,4-Trichlorobenzene	7.849	180	93912	51.144 ug/l	99
86)	Naphthalene	8.075	128	225364	54.582 ug/l	99
87)	1,2,3-Trichlorobenzene	8.201	180	85340	51.183 ug/l	99

(#)out of range (m)manual integration reviewed by analyst (+)signals summed

Quantitation Report (RF) (QT Reviewed)

Data Path : H:\V2019\CHEM31\11NOV\111119\
Data File : 1111_18.D
Acq On : 11 Nov 2019 6:15 pm
Operator :
Client ID : ICAL 50
Lab ID : VOA- 50 PPB STD.
ALS Vial : 1 Sample Multiplier: 1

Quant Time: Nov 11 19:32:00 2019
Quant Method : H:\V2019\CHEM31\METHODS\VT-L111119.M
Quant Title : VOA Standards for 5 point calibration
QLast Update : Mon Nov 11 19:30:06 2019
Response via : Initial Calibration

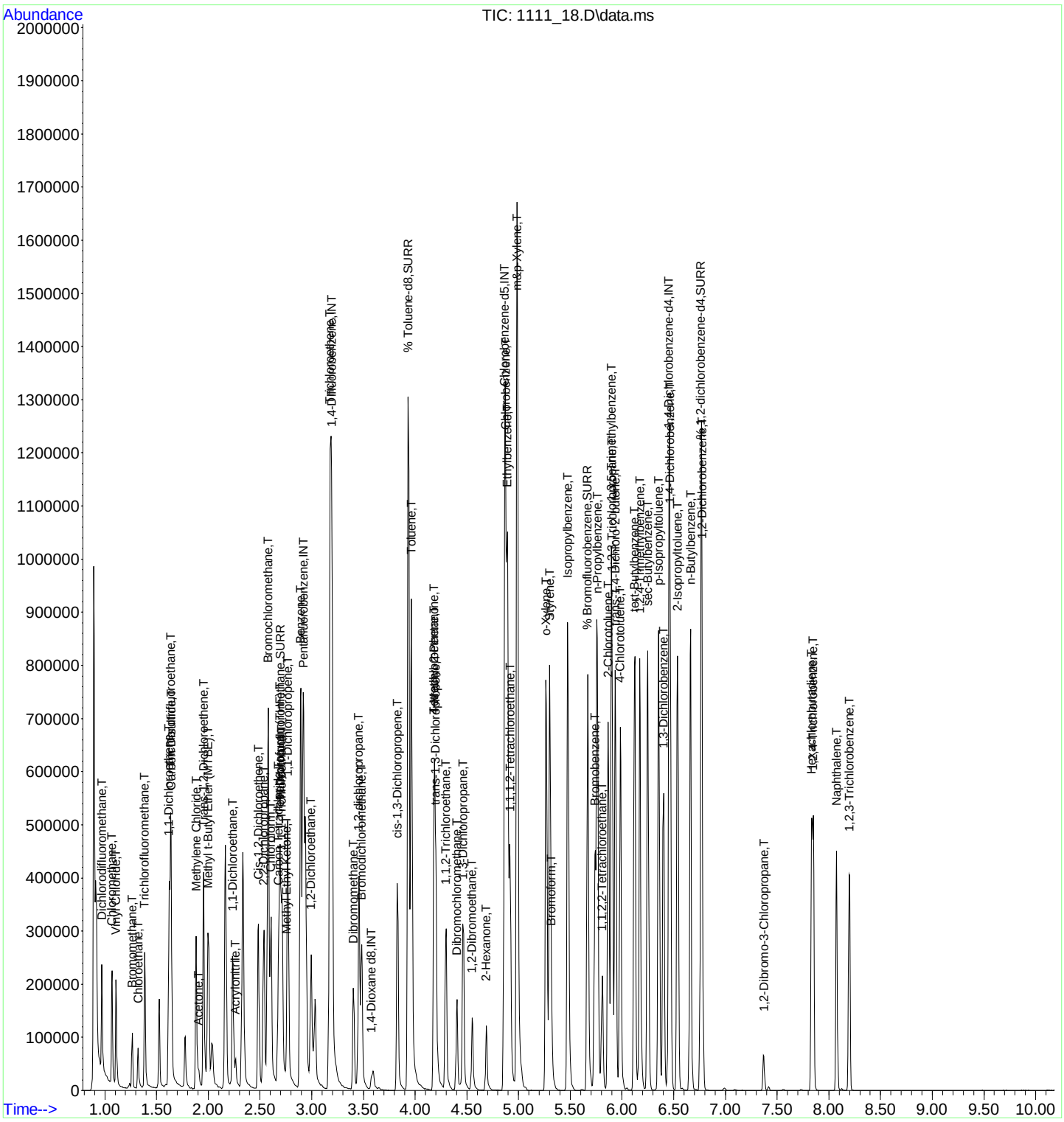

Quantitation Report (RF) (QT Reviewed)

Data Path : H:\V2019\CHEM31\11NOV\111119\
Data File : 1111_19.D
Acq On : 11 Nov 2019 6:37 pm
Operator :
Client ID : ICAL 100
Lab ID : VOA- 100 PPB STD.
ALS Vial : 1 Sample Multiplier: 1

Quant Time: Nov 11 19:32:13 2019
Quant Method : H:\V2019\CHEM31\METHODS\VT-L111119.M
Quant Title : VOA Standards for 5 point calibration
QLast Update : Mon Nov 11 19:30:06 2019
Response via : Initial Calibration

Compound	R.T.	QIon	Response	Conc	Units	Dev(Min)
Internal Standards						
1) Pentafluorobenzene	2.916	168	306710	50.000	ug/l	0.00
33) 1,4-Difluorobenzene	3.193	114	486951	50.000	ug/l	0.00
50) Chlorobenzene-d5	4.866	117	397060	50.000	ug/l	0.00
63) 1,4-Dichlorobenzene-d4	6.455	152	187831	50.000	ug/l	0.00
88) 1,4-Dioxane d8	3.581	96	11961	500.000	ug/l	0.00
System Monitoring Compounds						
31) % Dibromofluoromethane	2.695	192	20819	48.793	ug/l	0.00
Spiked Amount 50.000	Range 70 - 130		Recovery =	97.58%		
45) % Toluene-d8	3.933	98	597606	49.692	ug/l	0.00
Spiked Amount 50.000	Range 70 - 130		Recovery =	99.38%		
62) % Bromofluorobenzene	5.668	95	200427	49.908	ug/l	0.00
Spiked Amount 50.000	Range 70 - 130		Recovery =	99.82%		
64) % 1,2-dichlorobenzene-d4	6.769	152	167515	49.807	ug/l	0.00
Spiked Amount 50.000	Range 70 - 130		Recovery =	99.62%		
Target Compounds						Qvalue
2) Dichlorodifluoromethane	0.970	85	194852	105.003	ug/l	99
3) Chloromethane	1.065	50	265707	104.345	ug/l	100
4) Vinyl Chloride	1.107	62	228004	105.476	ug/l	99
5) Bromomethane	1.264	94	60936	107.064	ug/l	96
6) Chloroethane	1.316	64	73929	96.313	ug/l	96
7) Trichlorofluoromethane	1.385	101	244074	102.145	ug/l	99
9) 1,1-Dichloroethene	1.621	96	145548	105.737	ug/l	98
10) Trichlorotrifluoroethane	1.636	151	110362	104.262	ug/l	95
11) Carbon Disulfide	1.636	76	481377	106.132	ug/l	100
13) Methylene Chloride	1.883	84	148816	89.420	ug/l	99
14) Acetone	1.909	43	37232	70.625	ug/l	98
15) Trans-1,2-Dichloroethene	1.951	96	161025	104.047	ug/l	98
17) Methyl t-Butyl Ether (...	1.998	73	383946	105.428	ug/l	89
19) 1,1-Dichloroethane	2.234	63	320356	104.808	ug/l	99
20) Acrylonitrile	2.265	53	46014	104.273	ug/l	98
23) Cis-1,2-Dichloroethene	2.486	96	177243	107.228	ug/l	96
24) 2,2-Dichloropropane	2.538	77	263784	104.686	ug/l	99
25) Bromochloromethane	2.580	128	69395	106.014	ug/l	96
27) Chloroform	2.606	83	300769	100.989	ug/l	100
28) Carbon Tetrachloride	2.680	117	203883	103.838	ug/l	99
29) Tetrahydrofuran (THF)	2.690	42	92063	238.549	ug/l	97
30) 1,1,1-Trichloroethane	2.711	97	278233	103.812	ug/l	98
32) Methyl Ethyl Ketone	2.758	43	75994	89.707	ug/l	100
34) 1,1-Dichloropropene	2.769	75	291170	105.839	ug/l	99
35) Benzene	2.889	78	874549	103.598	ug/l	100
37) 1,2-Dichloroethane	2.994	62	241269	106.681	ug/l	96
39) Trichloroethene	3.178	130	204197	102.153	ug/l	98
40) Dibromomethane	3.403	93	98632	107.478	ug/l	98
41) 1,2-dichloropropane	3.456	63	228771	103.845	ug/l	99
42) Bromodichloromethane	3.482	83	240200	111.889	ug/l	99
43) cis-1,3-Dichloropropene	3.828	75	325609	113.282	ug/l	100
44) Toluene	3.964	92	523928	103.768	ug/l	98
46) 4-Methyl-2-Pentanone	4.184	43	174508	107.604	ug/l	99
47) Tetrachloroethene	4.184	164	157990	102.524	ug/l	99
48) trans-1,3-Dichloropropene	4.200	75	272416	114.101	ug/l	99
49) 1,1,2-Trichloroethane	4.300	97	151798	105.961	ug/l	97
51) Dibromochloromethane	4.405	129	150394	122.939	ug/l	99
52) 1,3-Dichloropropane	4.462	76	278506	109.135	ug/l	100
53) 1,2-Dibromoethane	4.551	107	148023	111.959	ug/l	97

Data Path : H:\V2019\CHEM31\11NOV\111119\
Data File : 1111_19.D
Acq On : 11 Nov 2019 6:37 pm
Operator :
Client ID : ICAL 100
Lab ID : VOA- 100 PPB STD.
ALS Vial : 1 Sample Multiplier: 1

Quant Time: Nov 11 19:32:13 2019
Quant Method : H:\V2019\CHEM31\METHODS\VT-L111119.M
Quant Title : VOA Standards for 5 point calibration
QLast Update : Mon Nov 11 19:30:06 2019
Response via : Initial Calibration

Compound	R.T.	QIon	Response	Conc Units	Dev(Min)
54) 2-Hexanone	4.688	43	125092	104.352 ug/l	98
55) Chlorobenzene	4.876	112	498369	104.392 ug/l	98
56) Ethylbenzene	4.892	106	302133	104.515 ug/l	96
57) 1,1,1,2-Tetrachloroethane	4.918	131	161166	114.755 ug/l	98
58) m&p-Xylene	4.987	106	703452	210.053 ug/l	99
59) o-Xylene	5.270	106	350999	109.102 ug/l	99
60) Styrene	5.301	104	566549	109.168 ug/l	98
61) Bromoform	5.317	173	76457	126.740 ug/l	98
65) Isopropylbenzene	5.474	120	246616	103.179 ug/l	99
66) Bromobenzene	5.742	156	191850	104.665 ug/l	99
67) n-Propylbenzene	5.763	120	247229	103.106 ug/l	98
68) 1,1,2,2-Tetrachloroethane	5.810	83	172452	105.285 ug/l	98
69) 2-Chlorotoluene	5.867	126	197372	102.412 ug/l	99
70) 1,3,5-Trimethylbenzene	5.899	105	734427	106.580 ug/l	100
71) 1,2,3-Trichloropropane	5.904	75	138398	100.215 ug/l	96
72) trans-1,4-Dichloro-2-b...	5.936	75	314944	603.581 ug/l	88
73) 4-Chlorotoluene	5.988	126	202723	101.559 ug/l	97
74) tert-Butylbenzene	6.124	119	636273	105.373 ug/l	98
75) 1,2,4-Trimethylbenzene	6.171	105	726061	108.090 ug/l	100
76) sec-Butylbenzene	6.250	105	945182	105.684 ug/l	99
77) p-Isopropyltoluene	6.355	119	793482	107.357 ug/l	99
78) 1,3-Dichlorobenzene	6.402	146	361620	104.353 ug/l	100
79) 1,4-Dichlorobenzene	6.465	146	352465	103.390 ug/l	99
80) 2-Isopropyltoluene	6.539	119	755459	108.136 ug/l	99
81) n-Butylbenzene	6.664	91	783482	108.588 ug/l	99
82) 1,2-Dichlorobenzene	6.774	146	328154	105.422 ug/l	98
83) 1,2-Dibromo-3-Chloropr...	7.372	155	23381	124.417 ug/l	97
84) Hexachlorobutadiene	7.834	225	136432	111.584 ug/l	99
85) 1,2,4-Trichlorobenzene	7.849	180	224220	121.409 ug/l	99
86) Naphthalene	8.075	128	550122	132.473 ug/l	100
87) 1,2,3-Trichlorobenzene	8.201	180	204089	121.702 ug/l	100

(#)out of range (m)manual integration reviewed by analyst (+)signals summed

Quantitation Report (RF) (QT Reviewed)

Data Path : H:\V2019\CHEM31\11NOV\111119\
Data File : 1111_19.D
Acq On : 11 Nov 2019 6:37 pm
Operator :
Client ID : ICAL 100
Lab ID : VOA- 100 PPB STD.
ALS Vial : 1 Sample Multiplier: 1

Quant Time: Nov 11 19:32:13 2019
Quant Method : H:\V2019\CHEM31\METHODS\VT-L111119.M
Quant Title : VOA Standards for 5 point calibration
QLast Update : Mon Nov 11 19:30:06 2019
Response via : Initial Calibration

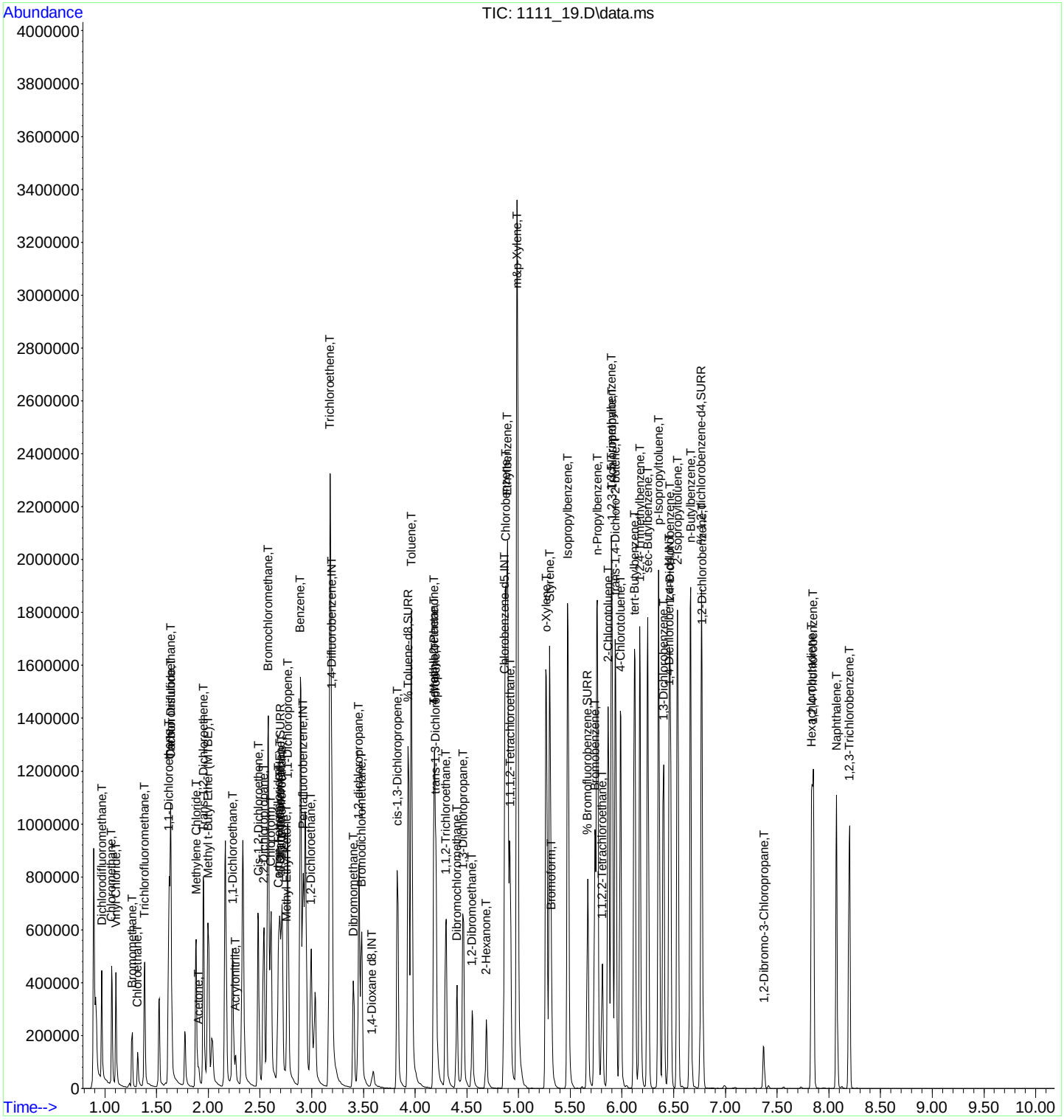

Quantitation Report (RF) (QT Reviewed)

Data Path : H:\V2019\CHEM31\11NOV\111119\
Data File : 1111_20.D
Acq On : 11 Nov 2019 6:58 pm
Operator :
Client ID : ICAL 200
Lab ID : VOA- 200 PPB STD.
ALS Vial : 1 Sample Multiplier: 1

Quant Time: Nov 11 19:32:25 2019
Quant Method : H:\V2019\CHEM31\METHODS\VT-L111119.M
Quant Title : VOA Standards for 5 point calibration
QLast Update : Mon Nov 11 19:30:06 2019
Response via : Initial Calibration

Compound	R.T.	QIon	Response	Conc	Units	Dev(Min)
Internal Standards						
1) Pentafluorobenzene	2.921	168	304228	50.000	ug/l	0.00
33) 1,4-Difluorobenzene	3.193	114	474703	50.000	ug/l	0.00
50) Chlorobenzene-d5	4.866	117	385714	50.000	ug/l	0.00
63) 1,4-Dichlorobenzene-d4	6.460	152	192731	50.000	ug/l	0.00
88) 1,4-Dioxane d8	3.581	96	12051	500.000	ug/l	0.00
System Monitoring Compounds						
31) % Dibromofluoromethane	2.695	192	21004	49.628	ug/l	0.00
Spiked Amount 50.000	Range 70 - 130		Recovery = 99.26%			
45) % Toluene-d8	3.933	98	592476	50.536	ug/l	0.00
Spiked Amount 50.000	Range 70 - 130		Recovery = 101.08%			
62) % Bromofluorobenzene	5.668	95	202100	51.805	ug/l	0.00
Spiked Amount 50.000	Range 70 - 130		Recovery = 103.60%			
64) % 1,2-dichlorobenzene-d4	6.769	152	170308	49.350	ug/l	0.00
Spiked Amount 50.000	Range 70 - 130		Recovery = 98.70%			
Target Compounds						Qvalue
2) Dichlorodifluoromethane	0.970	85	386680	210.077	ug/l	98
3) Chloromethane	1.070	50	530512	210.036	ug/l	99
4) Vinyl Chloride	1.107	62	474577	221.333	ug/l	99
5) Bromomethane	1.264	94	126362	223.828	ug/l	98
6) Chloroethane	1.316	64	104595	137.375	ug/l	97
7) Trichlorofluoromethane	1.379	101	432036	182.283	ug/l	100
9) 1,1-Dichloroethene	1.621	96	286425	209.778	ug/l	100
10) Trichlorotrifluoroethane	1.631	151	213758	203.592	ug/l	95
11) Carbon Disulfide	1.636	76	937326	208.343	ug/l	100
13) Methylene Chloride	1.883	84	288153	174.558	ug/l	97
14) Acetone	1.909	43	69173	132.284	ug/l	99
15) Trans-1,2-Dichloroethene	1.956	96	317142	206.594	ug/l	99
17) Methyl t-Butyl Ether (...	1.998	73	752143	208.216	ug/l	88
19) 1,1-Dichloroethane	2.234	63	627007	206.806	ug/l	99
20) Acrylonitrile	2.265	53	91810	209.750	ug/l	99
23) Cis-1,2-Dichloroethene	2.486	96	345799	210.906	ug/l	96
24) 2,2-Dichloropropane	2.538	77	527041	210.869	ug/l	99
25) Bromochloromethane	2.580	128	134473	207.110	ug/l	92
27) Chloroform	2.606	83	589979	199.713	ug/l	99
28) Carbon Tetrachloride	2.680	117	405541	208.229	ug/l	99
29) Tetrahydrofuran (THF)	2.695	42	176797	461.844	ug/l	98
30) 1,1,1-Trichloroethane	2.711	97	562477	211.579	ug/l	98
32) Methyl Ethyl Ketone	2.758	43	150764	179.421	ug/l	98
34) 1,1-Dichloropropene	2.769	75	570902	212.874	ug/l	99
35) Benzene	2.895	78	1691163	205.502	ug/l	100
37) 1,2-Dichloroethane	2.994	62	466359	211.529	ug/l	97
39) Trichloroethene	3.183	130	377926	193.943	ug/l	97
40) Dibromomethane	3.403	93	193813	216.646	ug/l	99
41) 1,2-dichloropropane	3.456	63	441290	205.481	ug/l	99
42) Bromodichloromethane	3.482	83	479699	229.217	ug/l	99
43) cis-1,3-Dichloropropene	3.828	75	636031	226.990	ug/l	99
44) Toluene	3.964	92	993978	201.945	ug/l	99
46) 4-Methyl-2-Pentanone	4.184	43	328088	207.523	ug/l	98
47) Tetrachloroethene	4.190	164	301030	200.386	ug/l	99
48) trans-1,3-Dichloropropene	4.205	75	528382	227.021	ug/l	100
49) 1,1,2-Trichloroethane	4.300	97	292081	209.145	ug/l	98
51) Dibromochloromethane	4.405	129	305692	257.237	ug/l	99
52) 1,3-Dichloropropane	4.468	76	531772	214.508	ug/l	100
53) 1,2-Dibromoethane	4.551	107	289427	225.352	ug/l	97

Data Path : H:\V2019\CHEM31\11NOV\111119\
Data File : 1111_20.D
Acq On : 11 Nov 2019 6:58 pm
Operator :
Client ID : ICAL 200
Lab ID : VOA- 200 PPB STD.
ALS Vial : 1 Sample Multiplier: 1

Quant Time: Nov 11 19:32:25 2019
Quant Method : H:\V2019\CHEM31\METHODS\VT-L111119.M
Quant Title : VOA Standards for 5 point calibration
QLast Update : Mon Nov 11 19:30:06 2019
Response via : Initial Calibration

	Compound	R.T.	QIon	Response	Conc Units	Dev(Min)
54)	2-Hexanone	4.688	43	247463	212.507 ug/l	97
55)	Chlorobenzene	4.876	112	930113	200.559 ug/l	97
56)	Ethylbenzene	4.897	106	569244	202.708 ug/l	99
57)	1,1,1,2-Tetrachloroethane	4.918	131	314824	230.758 ug/l	97
58)	m&p-Xylene	4.987	106	1269874	390.343 ug/l	99
59)	o-Xylene	5.270	106	670032	214.395 ug/l	99
60)	Styrene	5.306	104	1074362	213.107 ug/l	99
61)	Bromoform	5.317	173	160914	274.587 ug/l	99
65)	Isopropylbenzene	5.479	120	470868	191.992 ug/l	98
66)	Bromobenzene	5.742	156	367098	195.180 ug/l	97
67)	n-Propylbenzene	5.763	120	473539	192.468 ug/l	99
68)	1,1,2,2-Tetrachloroethane	5.810	83	343514	204.390 ug/l	99
69)	2-Chlorotoluene	5.867	126	385019	194.699 ug/l	96
70)	1,3,5-Trimethylbenzene	5.904	105	1449451	204.996 ug/l	99
71)	1,2,3-Trichloropropane	5.904	75	257374	181.627 ug/l	90
72)	trans-1,4-Dichloro-2-b...	5.941	75	623586	1164.701 ug/l	86
73)	4-Chlorotoluene	5.988	126	397215	193.935 ug/l	97
74)	tert-Butylbenzene	6.124	119	1262523	203.771 ug/l	98
75)	1,2,4-Trimethylbenzene	6.177	105	1469312	213.179 ug/l	99
76)	sec-Butylbenzene	6.250	105	1886505	205.575 ug/l	99
77)	p-Isopropyltoluene	6.360	119	1585816	209.105 ug/l	99
78)	1,3-Dichlorobenzene	6.402	146	720345	202.586 ug/l	99
79)	1,4-Dichlorobenzene	6.470	146	701844	200.640 ug/l	99
80)	2-Isopropyltoluene	6.539	119	1527654	213.109 ug/l	98
81)	n-Butylbenzene	6.664	91	1575084	212.751 ug/l	99
82)	1,2-Dichlorobenzene	6.774	146	661014	206.958 ug/l	98
83)	1,2-Dibromo-3-Chloropr...	7.372	155	51952	269.423 ug/l	97
84)	Hexachlorobutadiene	7.839	225	264367	210.721 ug/l	99
85)	1,2,4-Trichlorobenzene	7.855	180	442475	233.498 ug/l	99
86)	Naphthalene	8.075	128	1132049	265.675 ug/l	100
87)	1,2,3-Trichlorobenzene	8.201	180	410750	238.710 ug/l	99

(#)out of range (m)manual integration reviewed by analyst (+)signals summed

Quantitation Report (RF) (QT Reviewed)

Data Path : H:\V2019\CHEM31\11NOV\111119\
Data File : 1111_20.D
Acq On : 11 Nov 2019 6:58 pm
Operator :
Client ID : ICAL 200
Lab ID : VOA- 200 PPB STD.
ALS Vial : 1 Sample Multiplier: 1

Quant Time: Nov 11 19:32:25 2019
Quant Method : H:\V2019\CHEM31\METHODS\VT-L111119.M
Quant Title : VOA Standards for 5 point calibration
QLast Update : Mon Nov 11 19:30:06 2019
Response via : Initial Calibration

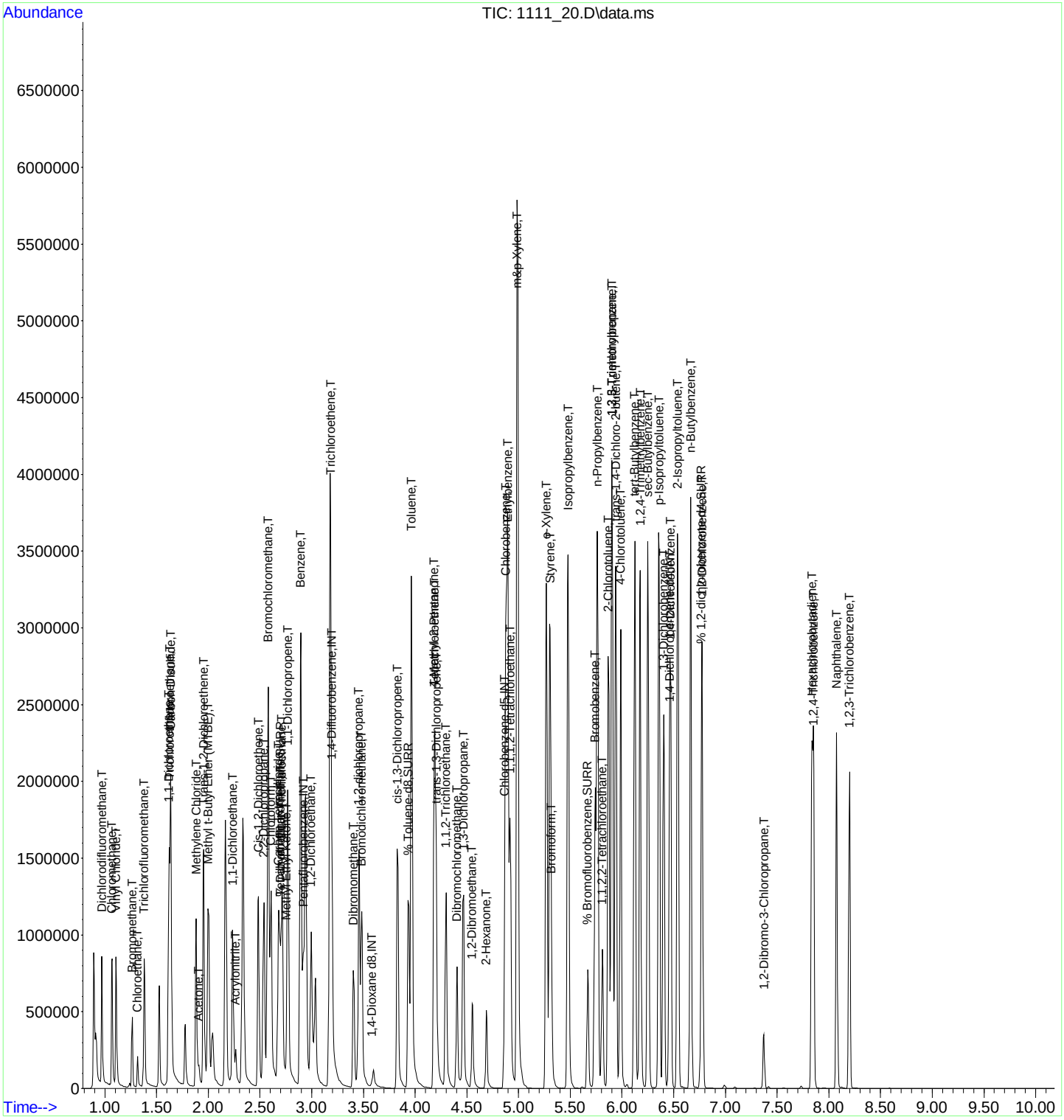

Quantitation Report (RF) (QT Reviewed)

Data Path : H:\V2019\CHEM31\11NOV\111119\
Data File : 1111_24.D
Acq On : 11 Nov 2019 8:40 pm
Operator :
Client ID : ICAL 5
Lab ID : VOA - 5.0 PPB STD.
ALS Vial : 1 Sample Multiplier: 1

Quant Time: Nov 11 20:51:51 2019
Quant Method : H:\V2019\CHEM31\METHODS\VT-L111119.M
Quant Title : VOA Standards for 5 point calibration
QLast Update : Mon Nov 11 19:38:12 2019
Response via : Initial Calibration

Compound	R.T.	QIon	Response	Conc	Units	Dev(Min)
Internal Standards						
1) Pentafluorobenzene	2.921	168	304599	50.000	ug/l	0.00
33) 1,4-Difluorobenzene	3.193	114	496303	50.000	ug/l	0.00
50) Chlorobenzene-d5	4.866	117	424958	50.000	ug/l	0.00
63) 1,4-Dichlorobenzene-d4	6.454	152	183670	50.000	ug/l	0.00
88) 1,4-Dioxane d8	3.581	96	12169	500.000	ug/l	0.00
System Monitoring Compounds						
31) % Dibromofluoromethane	2.695	192	21420	50.916	ug/l	0.00
Spiked Amount 50.000	Range 70 - 130		Recovery = 101.84%			
45) % Toluene-d8	3.938	98	602506	49.681	ug/l	0.00
Spiked Amount 50.000	Range 70 - 130		Recovery = 99.36%			
62) % Bromofluorobenzene	5.668	95	202437	48.290	ug/l	0.00
Spiked Amount 50.000	Range 70 - 130		Recovery = 96.58%			
64) % 1,2-dichlorobenzene-d4	6.769	152	162080	49.849	ug/l	0.00
Spiked Amount 50.000	Range 70 - 130		Recovery = 99.70%			
Target Compounds						Qvalue
2) Dichlorodifluoromethane	0.970	85	10261	5.568	ug/l	99
3) Chloromethane	1.070	50	13726	5.428	ug/l	100
4) Vinyl Chloride	1.107	62	11293	5.260	ug/l	94
5) Bromomethane	1.264	94	3229	5.713	ug/l	99
6) Chloroethane	1.322	64	4585	6.015	ug/l	99
7) Trichlorofluoromethane	1.390	101	13255	5.586	ug/l	98
9) 1,1-Dichloroethene	1.620	96	7370	5.391	ug/l	96
10) Trichlorotrifluoroethane	1.636	151	5831	5.547	ug/l	96
11) Carbon Disulfide	1.641	76	23707	5.263	ug/l	98
13) Methylene Chloride	1.883	84	9619	5.820	ug/l	98
14) Acetone	1.909	43	3786	7.231	ug/l	92
15) Trans-1,2-Dichloroethene	1.956	96	8275	5.384	ug/l	99
17) Methyl t-Butyl Ether (...	1.998	73	18126	5.012	ug/l	63
19) 1,1-Dichloroethane	2.239	63	15798	5.204	ug/l	98
20) Acrylonitrile	2.265	53	2243	5.118	ug/l	92
23) Cis-1,2-Dichloroethene	2.486	96	8295	5.053	ug/l	94
24) 2,2-Dichloropropane	2.538	77	13146	5.253	ug/l	99
25) Bromochloromethane	2.580	128	3364	5.175	ug/l#	76
27) Chloroform	2.606	83	15295	5.171	ug/l	99
28) Carbon Tetrachloride	2.679	117	10505	5.387	ug/l	97
29) Tetrahydrofuran (THF)	2.695	42	5334	13.917	ug/l	93
30) 1,1,1-Trichloroethane	2.716	97	13922	5.230	ug/l	99
32) Methyl Ethyl Ketone	2.758	43	4399	5.229	ug/l	94
34) 1,1-Dichloropropene	2.769	75	14146	5.045	ug/l	98
35) Benzene	2.894	78	44204	5.138	ug/l	98
37) 1,2-Dichloroethane	2.994	62	11310	4.907	ug/l	91
39) Trichloroethene	3.178	130	10913	5.357	ug/l#	39
40) Dibromomethane	3.403	93	4529	4.842	ug/l	96
41) 1,2-dichloropropane	3.455	63	11609	5.170	ug/l	97
42) Bromodichloromethane	3.482	83	10372	4.740	ug/l	98
43) cis-1,3-Dichloropropene	3.828	75	13620	4.649	ug/l	99
44) Toluene	3.964	92	27403	5.325	ug/l	99
46) 4-Methyl-2-Pentanone	4.184	43	8169	4.942	ug/l	96
47) Tetrachloroethene	4.189	164	8640	5.501	ug/l	99
48) trans-1,3-Dichloropropene	4.200	75	11462	4.710	ug/l	97
49) 1,1,2-Trichloroethane	4.300	97	7347	5.032	ug/l	98
51) Dibromochloromethane	4.404	129	5434	4.150	ug/l	98
52) 1,3-Dichloropropane	4.467	76	13224	4.842	ug/l	98
53) 1,2-Dibromoethane	4.551	107	6631	4.686	ug/l	85

Quantitation Report (RF) (QT Reviewed)

Data Path : H:\V2019\CHEM31\11NOV\111119\
Data File : 1111_24.D
Acq On : 11 Nov 2019 8:40 pm
Operator :
Client ID : ICAL 5
Lab ID : VOA - 5.0 PPB STD.
ALS Vial : 1 Sample Multiplier: 1

Quant Time: Nov 11 20:51:51 2019
Quant Method : H:\V2019\CHEM31\METHODS\VT-L111119.M
Quant Title : VOA Standards for 5 point calibration
QLast Update : Mon Nov 11 19:38:12 2019
Response via : Initial Calibration

	Compound	R.T.	QIon	Response	Conc Units	Dev(Min)
54)	2-Hexanone	4.688	43	6499	5.066 ug/l	96
55)	Chlorobenzene	4.876	112	26528	5.192 ug/l	96
56)	Ethylbenzene	4.892	106	16291	5.266 ug/l	96
57)	1,1,1,2-Tetrachloroethane	4.918	131	6761	4.498 ug/l#	61
58)	m&p-Xylene	4.986	106	36937	10.305 ug/l	100
59)	o-Xylene	5.270	106	17423	5.060 ug/l	97
60)	Styrene	5.301	104	26382	4.750 ug/l	99
61)	Bromoform	5.317	173	2635	4.081 ug/l	91
65)	Isopropylbenzene	5.479	120	12649	5.412 ug/l	99
66)	Bromobenzene	5.741	156	9505	5.303 ug/l	97
67)	n-Propylbenzene	5.762	120	12929	5.514 ug/l	96
68)	1,1,2,2-Tetrachloroethane	5.810	83	8113	5.065 ug/l	98
69)	2-Chlorotoluene	5.867	126	10149	5.385 ug/l	91
70)	1,3,5-Trimethylbenzene	5.899	105	35677	5.295 ug/l	99
71)	1,2,3-Trichloropropane	5.904	75	6933	5.134 ug/l	98
72)	trans-1,4-Dichloro-2-b...	5.935	75	10980	21.520 ug/l	95
73)	4-Chlorotoluene	5.983	126	10534	5.397 ug/l	99
74)	tert-Butylbenzene	6.124	119	31277	5.297 ug/l	96
75)	1,2,4-Trimethylbenzene	6.171	105	33979	5.173 ug/l	99
76)	sec-Butylbenzene	6.250	105	46801	5.352 ug/l	99
77)	p-Isopropyltoluene	6.355	119	38347	5.306 ug/l	98
78)	1,3-Dichlorobenzene	6.402	146	17829	5.261 ug/l	99
79)	1,4-Dichlorobenzene	6.470	146	17778	5.333 ug/l	91
80)	2-Isopropyltoluene	6.538	119	34798	5.094 ug/l	99
81)	n-Butylbenzene	6.664	91	37535	5.320 ug/l	99
82)	1,2-Dichlorobenzene	6.774	146	15623	5.133 ug/l	89
83)	1,2-Dibromo-3-Chloropr...	7.372	155	779	4.239 ug/l	92
84)	Hexachlorobutadiene	7.839	225	6405	5.357 ug/l	97
85)	1,2,4-Trichlorobenzene	7.854	180	8523	4.720 ug/l	99
86)	Naphthalene	8.075	128	16068	3.957 ug/l	98
87)	1,2,3-Trichlorobenzene	8.200	180	7333	4.472 ug/l	99

(#)out of range (m)manual integration reviewed by analyst (+)signals summed

Quantitation Report (RF) (QT Reviewed)

Data Path : H:\V2019\CHEM31\11NOV\111119\
Data File : 1111_24.D
Acq On : 11 Nov 2019 8:40 pm
Operator :
Client ID : ICAL 5
Lab ID : VOA - 5.0 PPB STD.
ALS Vial : 1 Sample Multiplier: 1

Quant Time: Nov 11 20:51:51 2019
Quant Method : H:\V2019\CHEM31\METHODS\VT-L111119.M
Quant Title : VOA Standards for 5 point calibration
QLast Update : Mon Nov 11 19:38:12 2019
Response via : Initial Calibration



7A
VOLATILE CONTINUING CALIBRATION CHECK

Lab Name: Phoenix Environmental Labs Client: NETC

Lab Code: Phoenix Case No.: SAS No.: SDG No.: GCE61964

Instrument: CHEM31 Calibration Date: 11/15/19 Time: 21:16

Lab File Id: 1115_34.D Init. Calib. Date(s): 11/11/19 11/11/19

Heated Purge (Y/N): Y Init. Calib. Times: 16:48 20:40

GC Column: RTX-VMS Method File: VT-L111119.M

COMPOUND		RRF	RRF50	RRF MIN	%D	% D LIMITS
Pentafluorobenzene	(IS Area/Area%)	308233	291131	n.a.	94.5	50-200
1,4-Difluorobenzene	(IS Area/Area%)	490873	466964	n.a.	95.1	50-200
Chlorobenzene-d5	(IS Area/Area%)	406353	388679	n.a.	95.7	50-200
1,4-Dichlorobenzene-d4	(IS Area/Area%)	186754	184474	n.a.	98.8	50-200
1,4-Dioxane d8	(IS Area/Area%)	12587	11888	n.a.	94.4	n.a.
Dichlorodifluoromethane		0.303	0.268	0.100	11.6	20 (60)
Chloromethane		0.415	0.400	0.100	3.6	20 (60)
Vinyl Chloride		0.352	0.343	0.100	2.6	20 (40)
Bromomethane		0.093	0.104	0.100	-11.8	20 (60)
Chloroethane		0.125	0.131	0.100	-4.8	20 (40)
Trichlorofluoromethane		0.390	0.421	0.100	-7.9	20 (40)
1,1-Dichloroethene		0.224	0.246	0.100	-9.8	20 (40)
Trichlorotrifluoroethane		0.173	0.196	0.050	-13.3	20 (40)
Carbon Disulfide		0.739	0.800	0.100	-8.3	20 (40)
Methylene Chloride		0.271	0.253	0.100	6.6	20 (40)
Acetone		0.086	0.064	* 0.100	25.6 +	20 (60)
Trans-1,2-Dichloroethene		0.252	0.274	0.100	-8.7	20 (40)
Methyl t-Butyl Ether (MTBE)		0.594	0.635	0.100	-6.9	20 (40)
1,1-Dichloroethane		0.498	0.523	0.200	-5.0	20 (40)
Acrylonitrile		0.072	0.075	0.050	-4.2	20 (40)
Cis-1,2-Dichloroethene		0.269	0.295	0.100	-9.7	20 (40)
2,2-Dichloropropane		0.411	0.437	0.050	-6.3	20 (40)
Bromochloromethane		0.107	0.116	0.050	-8.4	20 (40)
Chloroform		0.486	0.503	0.200	-3.5	20 (40)
Carbon Tetrachloride		0.320	0.323	0.100	-0.9	20 (40)
Tetrahydrofuran (THF)		0.063	0.059	0.050	6.3	20 (40)
1,1,1-Trichloroethane		0.437	0.467	0.100	-6.9	20 (40)
Methyl Ethyl Ketone		0.138	0.128	0.100	7.2	20 (60)
1,1-Dichloropropene		0.282	0.313	0.050	-11.0	20 (40)
Benzene		0.867	0.916	0.500	-5.7	20 (40)
1,2-Dichloroethane		0.232	0.243	0.100	-4.7	20 (40)
Trichloroethene		0.205	0.223	0.200	-8.8	20 (40)
Dibromomethane		0.094	0.100	0.050	-6.4	20 (40)
1,2-dichloropropane		0.226	0.232	0.100	-2.7	20 (40)
Bromodichloromethane		0.220	0.238	0.200	-8.2	20 (40)

(*) Recommended RRF not met (+) %D exceeds criteria % (#) %D exceeds (maximum) criteria

%D: 10% of target compounds are allowed to be above criteria %, but must be less than the (maximum) %D

(l) linear (li) linear inv conc wgt (li2) linear inv conc wgt^2 (q) quadratic (qi) quadratic inv conc wgt (qi2) quadratic inv conc wg^2

Compounds not using average response (l, li, li2, q, qi, qi2) display concentrations and not response factors

7B
VOLATILE CONTINUING CALIBRATION CHECK

Lab Name: Phoenix Environmental Labs Client: NETC

Lab Code: Phoenix Case No.: SAS No.: SDG No.: GCE61964

Instrument: CHEM31 Calibration Date: 11/15/19 Time: 21:16

Lab File Id: 1115_34.D Init. Calib. Date(s): 11/11/19 11/11/19

Heated Purge (Y/N): Y Init. Calib. Times: 16:48 20:40

GC Column: RTX-VMS Method File: VT-L111119.M

COMPOUND	RRF	RRF50	RRF MIN	%D	% D LIMITS
cis-1,3-Dichloropropene	0.295	0.323	0.200	-9.5	20 (40)
Toluene	0.518	0.561	0.400	-8.3	20 (40)
4-Methyl-2-Pentanone	0.167	0.173	0.100	-3.6	20 (60)
Tetrachloroethene	0.158	0.176	* 0.200	-11.4	20 (40)
trans-1,3-Dichloropropene	0.245	0.269	0.100	-9.8	20 (40)
1,1,2-Trichloroethane	0.147	0.158	0.100	-7.5	20 (40)
Dibromochloromethane	0.154	0.171	0.100	-11.0	20 (40)
1,3-Dichloropropane	0.321	0.343	0.050	-6.9	20 (40)
1,2-Dibromoethane	0.166	0.184	0.100	-10.8	20 (40)
2-Hexanone	0.151	0.149	0.100	1.3	20 (60)
Chlorobenzene	0.601	0.651	0.500	-8.3	20 (40)
Ethylbenzene	0.364	0.400	0.100	-9.9	20 (40)
1,1,1,2-Tetrachloroethane	0.177	0.198	0.050	-11.9	20 (40)
m&p-Xylene	0.422	0.473	0.100	-12.1	20 (40)
o-Xylene	0.405	0.462	0.300	-14.1	20 (40)
Styrene	0.654	0.737	0.300	-12.7	20 (40)
Bromoform	0.076	0.085	* 0.100	-11.8	20 (40)
Isopropylbenzene	0.636	0.693	0.100	-9.0	20 (40)
Bromobenzene	0.488	0.534	0.050	-9.4	20 (40)
n-Propylbenzene	0.638	0.697	0.050	-9.2	20 (40)
1,1,2,2-Tetrachloroethane	0.436	0.445	0.300	-2.1	20 (40)
2-Chlorotoluene	0.513	0.552	0.050	-7.6	20 (40)
1,3,5-Trimethylbenzene	1.834	2.067	0.050	-12.7	20 (40)
1,2,3-Trichloropropane	0.368	0.366	0.050	0.5	20 (40)
trans-1,4-Dichloro-2-butene	0.139	0.157	0.050	-12.9	20 (40)
4-Chlorotoluene	0.531	0.571	0.050	-7.5	20 (40)
tert-Butylbenzene	1.607	1.781	0.050	-10.8	20 (40)
1,2,4-Trimethylbenzene	1.788	2.009	0.050	-12.4	20 (40)
sec-Butylbenzene	2.381	2.600	0.050	-9.2	20 (40)
p-Isopropyltoluene	1.967	2.207	0.050	-12.2	20 (40)
1,3-Dichlorobenzene	0.922	0.995	0.600	-7.9	20 (40)
1,4-Dichlorobenzene	0.907	0.975	0.500	-7.5	20 (40)
2-Isopropyltoluene	1.860	2.095	0.050	-12.6	20 (40)
n-Butylbenzene	1.921	2.132	0.050	-11.0	20 (40)
1,2-Dichlorobenzene	0.829	0.877	0.400	-5.8	20 (40)

(*) Recommended RRF not met (+) %D exceeds criteria % (#) %D exceeds (maximum) criteria

%D: 10% of target compounds are allowed to be above criteria %, but must be less than the (maximum) %D

(l) linear (li) linear inv conc wgt (li2) linear inv conc wgt^2 (q) quadratic (qi) quadratic inv conc wgt (qi2) quadratic inv conc wg^2

Compounds not using average response (l, li, li2, q, qi, qi2) display concentrations and not response factors

7B
VOLATILE CONTINUING CALIBRATION CHECK

Lab Name: Phoenix Environmental Labs Client: NETC

Lab Code: Phoenix Case No.: SAS No.: SDG No.: GCE61964

Instrument: CHEM31 Calibration Date: 11/15/19 Time: 21:16

Lab File Id: 1115_34.D Init. Calib. Date(s): 11/11/19 11/11/19

Heated Purge (Y/N): Y Init. Calib. Times: 16:48 20:40

GC Column: RTX-VMS Method File: VT-L111119.M

COMPOUND	RRF	RRF50	RRF MIN	%D	% D LIMITS
1,2-Dibromo-3-Chloropropane	0.050	0.053	0.050	-6.0	20 (40)
Hexachlorobutadiene	0.325	0.367	0.050	-12.9	20 (40)
1,2,4-Trichlorobenzene	0.492	0.609	0.200	-23.8 +	20 (40)
Naphthalene	1.105	1.314	0.050	-18.9	20 (40)
1,2,3-Trichlorobenzene	0.446	0.539	0.050	-20.9 +	20 (40)
% Dibromofluoromethane	0.069	0.070	0.050	-1.4	20 (40)
% Toluene-d8	1.224	1.200	0.050	2.0	20 (40)
% Bromofluorobenzene	0.493	0.516	0.050	-4.7	20 (40)
% 1,2-dichlorobenzene-d4	0.885	0.878	0.050	0.8	20 (40)

(*) Recommended RRF not met (+) %D exceeds criteria % (#) %D exceeds (maximum) criteria

%D: 10% of target compounds are allowed to be above criteria %, but must be less than the (maximum) %D

(l) linear (li) linear inv conc wgt (li2) linear inv conc wgt^2 (q) quadratic (qi) quadratic inv conc wgt (qi2) quadratic inv conc wg^2

Compounds not using average response (l, li, li2, q, qi, qi2) display concentrations and not response factors

Evaluate Continuing Calibration Report

Data Path : H:\V2019\CHEM31\11NOV\111519\
Data File : 1115_34.D
Acq On : 15 Nov 2019 9:16 pm
Operator :
Client ID : BFB TUNE - CCAL 50
Lab ID : VOA- 50 PPB STD. VOA31R II 11/15 AS - VOA- 50 PPB STD. VOA31R II 11/15 AS
ALS Vial : 1 Sample Multiplier: 1

Quant Time: Nov 15 21:28:04 2019
Quant Method : H:\V2019\CHEM31\METHODS\VT-L111119.M
Quant Title : VOA Standards for 5 point calibration
QLast Update : Tue Nov 12 10:26:17 2019
Response via : Initial Calibration

Note: Curves (l,lf,q,qf) display calculated concentration.
Min. RRF : 0.000 Min. Rel. Area : 50% Max. R.T. Dev 0.20min
Max. RRF Dev : 30% Max. Rel. Area : 200%

		Compound	AvgRF	CCRF	%Dev	Area%
1	INT	Pentafluorobenzene	1.000	1.000	0.0	94
2	T	Dichlorodifluoromethane	0.303	0.268	11.6	
3	T	Chloromethane	0.415	0.400	3.6	
4	T	Vinyl Chloride	0.352	0.343	2.6	
5	T	Bromomethane	0.093	0.104	-11.8	
6	T	Chloroethane	0.125	0.131	-4.8	
7	T	Trichlorofluoromethane	0.390	0.421	-7.9	
9	T	1,1-Dichloroethene	0.224	0.246	-9.8	
10	T	Trichlorotrifluoroethane	0.173	0.196	-13.3	
11	T	Carbon Disulfide	0.739	0.800	-8.3	
13	T	Methylene Chloride	0.271	0.253	6.6	
14	T	Acetone	0.086	0.064	25.6	
15	T	Trans-1,2-Dichloroethene	0.252	0.274	-8.7	
17	T	Methyl t-Butyl Ether (MTBE)	0.594	0.635	-6.9	
19	T	1,1-Dichloroethane	0.498	0.523	-5.0	
20	T	Acrylonitrile	0.072	0.075	-4.2	
23	T	Cis-1,2-Dichloroethene	0.269	0.295	-9.7	
24	T	2,2-Dichloropropane	0.411	0.437	-6.3	
25	T	Bromochloromethane	0.107	0.116	-8.4	
27	T	Chloroform	0.486	0.503	-3.5	
28	T	Carbon Tetrachloride	0.320	0.323	-0.9	
29	T	Tetrahydrofuran (THF)	0.063	0.059	6.3	
30	T	1,1,1-Trichloroethane	0.437	0.467	-6.9	
31	SURR	% Dibromofluoromethane	0.069	0.070	-1.4	
32	T	Methyl Ethyl Ketone	0.138	0.128	7.2	
33	INT	1,4-Difluorobenzene	1.000	1.000	0.0	95
34	T	1,1-Dichloropropene	0.282	0.313	-11.0	
35	T	Benzene	0.867	0.916	-5.7	
37	T	1,2-Dichloroethane	0.232	0.243	-4.7	
39	T	Trichloroethene	0.205	0.223	-8.8	
40	T	Dibromomethane	0.094	0.100	-6.4	
41	T	1,2-dichloropropane	0.226	0.232	-2.7	
42	T	Bromodichloromethane	0.220	0.238	-8.2	
43	T	cis-1,3-Dichloropropene	0.295	0.323	-9.5	
44	T	Toluene	0.518	0.561	-8.3	
45	SURR	% Toluene-d8	1.224	1.200	2.0	
46	T	4-Methyl-2-Pentanone	0.167	0.173	-3.6	
47	T	Tetrachloroethene	0.158	0.176	-11.4	
48	T	trans-1,3-Dichloropropene	0.245	0.269	-9.8	
49	T	1,1,2-Trichloroethane	0.147	0.158	-7.5	
50	INT	Chlorobenzene-d5	1.000	1.000	0.0	96
51	T	Dibromochloromethane	0.154	0.171	-11.0	
52	T	1,3-Dichloropropane	0.321	0.343	-6.9	
53	T	1,2-Dibromoethane	0.166	0.184	-10.8	
54	T	2-Hexanone	0.151	0.149	1.3	
55	T	Chlorobenzene	0.601	0.651	-8.3	
56	T	Ethylbenzene	0.364	0.400	-9.9	
57	T	1,1,1,2-Tetrachloroethane	0.177	0.198	-11.9	
58	T	m&p-Xylene	0.422	0.473	-12.1	
59	T	o-Xylene	0.405	0.462	-14.1	
60	T	Styrene	0.654	0.737	-12.7	

Evaluate Continuing Calibration Report

Data Path : H:\V2019\CHEM31\11NOV\111519\
Data File : 1115_34.D
Acq On : 15 Nov 2019 9:16 pm
Operator :
Client ID : BFB TUNE - CCAL 50
Lab ID : VOA- 50 PPB STD. VOA31R II 11/15 AS - VOA- 50 PPB STD. VOA31R II 11/15 AS
ALS Vial : 1 Sample Multiplier: 1

Quant Time: Nov 15 21:28:04 2019
Quant Method : H:\V2019\CHEM31\METHODS\VT-L111119.M
Quant Title : VOA Standards for 5 point calibration
QLast Update : Tue Nov 12 10:26:17 2019
Response via : Initial Calibration

Note: Curves (l,lf,q,qf) display calculated concentration.
Min. RRF : 0.000 Min. Rel. Area : 50% Max. R.T. Dev 0.20min
Max. RRF Dev : 30% Max. Rel. Area : 200%

		Compound	AvgRF	CCRF	%Dev	Area%
61	T	Bromoform	0.076	0.085	-11.8	
62	SURR	% Bromofluorobenzene	0.493	0.516	-4.7	
63	INT	1,4-Dichlorobenzene-d4	1.000	1.000	0.0	99
64	SURR	% 1,2-dichlorobenzene-d4	0.885	0.878	0.8	
65	T	Isopropylbenzene	0.636	0.693	-9.0	
66	T	Bromobenzene	0.488	0.534	-9.4	
67	T	n-Propylbenzene	0.638	0.697	-9.2	
68	T	1,1,2,2-Tetrachloroethane	0.436	0.445	-2.1	
69	T	2-Chlorotoluene	0.513	0.552	-7.6	
70	T	1,3,5-Trimethylbenzene	1.834	2.067	-12.7	
71	T	1,2,3-Trichloropropane	0.368	0.366	0.5	
72	T	trans-1,4-Dichloro-2-butene	0.139	0.157	-12.9	
73	T	4-Chlorotoluene	0.531	0.571	-7.5	
74	T	tert-Butylbenzene	1.607	1.781	-10.8	
75	T	1,2,4-Trimethylbenzene	1.788	2.009	-12.4	
76	T	sec-Butylbenzene	2.381	2.600	-9.2	
77	T	p-Isopropyltoluene	1.967	2.207	-12.2	
78	T	1,3-Dichlorobenzene	0.922	0.995	-7.9	
79	T	1,4-Dichlorobenzene	0.907	0.975	-7.5	
80	T	2-Isopropyltoluene	1.860	2.095	-12.6	
81	T	n-Butylbenzene	1.921	2.132	-11.0	
82	T	1,2-Dichlorobenzene	0.829	0.877	-5.8	
83	T	1,2-Dibromo-3-Chloropropane	0.050	0.053	-6.0	
84	T	Hexachlorobutadiene	0.325	0.367	-12.9	
85	T	1,2,4-Trichlorobenzene	0.492	0.609	-23.8	
86	T	Naphthalene	1.105	1.314	-18.9	
87	T	1,2,3-Trichlorobenzene	0.446	0.539	-20.9	
88	INT	1,4-Dioxane d8	1.000	1.000	0.0	94

(#)=Out of Range l=linear, lf=liner(0,0), q=quadratic, qf=quadratic(0,0)
Laboratory Warning Limits Out = 0

Quantitation Report (Not Reviewed)

Data Path : H:\V2019\CHEM31\11NOV\111519\
Data File : 1115_34.D
Acq On : 15 Nov 2019 9:16 pm
Operator :
Client ID : BFB TUNE - CCAL 50
Lab ID : VOA- 50 PPB STD. VOA31R II 11/15 AS - VOA- 50 PPB STD. VOA31R II 11/15 AS
ALS Vial : 1 Sample Multiplier: 1

Quant Time: Nov 15 21:28:04 2019
Quant Method : H:\V2019\CHEM31\METHODS\VT-L111119.M
Quant Title : VOA Standards for 5 point calibration
QLast Update : Tue Nov 12 10:26:17 2019
Response via : Initial Calibration

Compound	R.T.	QIon	Response	Conc	Units	Dev(Min)
Internal Standards						
1) Pentafluorobenzene	2.916	168	291131	50.000	ug/l	0.00
33) 1,4-Difluorobenzene	3.188	114	466964	50.000	ug/l	0.00
50) Chlorobenzene-d5	4.861	117	388679	50.000	ug/l	0.00
63) 1,4-Dichlorobenzene-d4	6.449	152	184474	50.000	ug/l	0.00
88) 1,4-Dioxane d8	3.576	96	11888	500.000	ug/l	0.00
System Monitoring Compounds						
31) % Dibromofluoromethane	2.690	192	20312	50.430	ug/l	0.00
Spiked Amount 50.000	Range 70 - 130		Recovery = 100.86%			
45) % Toluene-d8	3.927	98	560173	49.015	ug/l	0.00
Spiked Amount 50.000	Range 70 - 130		Recovery = 98.04%			
62) % Bromofluorobenzene	5.663	95	200743	52.359	ug/l	0.00
Spiked Amount 50.000	Range 70 - 130		Recovery = 104.72%			
64) % 1,2-dichlorobenzene-d4	6.764	152	162031	49.627	ug/l	0.00
Spiked Amount 50.000	Range 70 - 130		Recovery = 99.26%			
Target Compounds						Qvalue
2) Dichlorodifluoromethane	0.970	85	78137	44.360	ug/l	99
3) Chloromethane	1.065	50	116582	48.233	ug/l	100
4) Vinyl Chloride	1.107	62	99809	48.643	ug/l	99
5) Bromomethane	1.259	94	30198	55.897	ug/l	95
6) Chloroethane	1.316	64	38281	52.540	ug/l	98
7) Trichlorofluoromethane	1.379	101	122584	54.047	ug/l	98
9) 1,1-Dichloroethene	1.615	96	71756	54.918	ug/l	98
10) Trichlorotrifluoroethane	1.631	151	57182	56.912	ug/l	93
11) Carbon Disulfide	1.636	76	232865	54.088	ug/l	100
13) Methylene Chloride	1.877	84	73704	46.657	ug/l	95
14) Acetone	1.904	43	18732	37.434	ug/l	97
15) Trans-1,2-Dichloroethene	1.951	96	79806	54.326	ug/l	97
17) Methyl t-Butyl Ether (...	1.998	73	184960	53.506	ug/l	89
19) 1,1-Dichloroethane	2.234	63	152345	52.509	ug/l	99
20) Acrylonitrile	2.260	53	21877	52.229	ug/l	99
23) Cis-1,2-Dichloroethene	2.480	96	85760	54.659	ug/l	94
24) 2,2-Dichloropropane	2.533	77	127092	53.137	ug/l	99
25) Bromochloromethane	2.575	128	33821	54.433	ug/l	94
27) Chloroform	2.601	83	146310	51.755	ug/l	100
28) Carbon Tetrachloride	2.674	117	94030	50.453	ug/l	98
29) Tetrahydrofuran (THF)	2.685	42	42996	117.371	ug/l	99
30) 1,1,1-Trichloroethane	2.706	97	136048	53.477	ug/l	97
32) Methyl Ethyl Ketone	2.753	43	37184	46.243	ug/l	96
34) 1,1-Dichloropropene	2.763	75	145966	55.329	ug/l	99
35) Benzene	2.889	78	427900	52.858	ug/l	100
37) 1,2-Dichloroethane	2.989	62	113653	52.405	ug/l	95
39) Trichloroethene	3.178	130	104165	54.341	ug/l	100
40) Dibromomethane	3.398	93	46645	53.004	ug/l	96
41) 1,2-dichloropropane	3.450	63	108367	51.296	ug/l	99
42) Bromodichloromethane	3.477	83	111283	54.056	ug/l	98
43) cis-1,3-Dichloropropene	3.823	75	150698	54.673	ug/l	99
44) Toluene	3.959	92	261943	54.101	ug/l	98
46) 4-Methyl-2-Pentanone	4.179	43	80839	51.980	ug/l	99
47) Tetrachloroethene	4.179	164	82236	55.649	ug/l	99
48) trans-1,3-Dichloropropene	4.195	75	125593	54.856	ug/l	100
49) 1,1,2-Trichloroethane	4.294	97	73637	53.602	ug/l	98
51) Dibromochloromethane	4.399	129	66456	55.495	ug/l	100
52) 1,3-Dichloropropane	4.457	76	133499	53.441	ug/l	99
53) 1,2-Dibromoethane	4.546	107	71471	55.224	ug/l	97

Quantitation Report (Not Reviewed)

Data Path : H:\V2019\CHEM31\11NOV\111519\
Data File : 1115_34.D
Acq On : 15 Nov 2019 9:16 pm
Operator :
Client ID : BFB TUNE - CCAL 50
Lab ID : VOA- 50 PPB STD. VOA31R II 11/15 AS - VOA- 50 PPB STD. VOA31R II 11/15 AS
ALS Vial : 1 Sample Multiplier: 1

Quant Time: Nov 15 21:28:04 2019
Quant Method : H:\V2019\CHEM31\METHODS\VT-L111119.M
Quant Title : VOA Standards for 5 point calibration
QLast Update : Tue Nov 12 10:26:17 2019
Response via : Initial Calibration

Compound	R.T.	QIon	Response	Conc Units	Dev(Min)
54) 2-Hexanone	4.682	43	58041	49.462 ug/l	96
55) Chlorobenzene	4.871	112	253136	54.167 ug/l	98
56) Ethylbenzene	4.887	106	155557	54.971 ug/l	98
57) 1,1,1,2-Tetrachloroethane	4.913	131	77103	56.083 ug/l	98
58) m&p-Xylene	4.981	106	367582	112.128 ug/l	98
59) o-Xylene	5.264	106	179600	57.030 ug/l	98
60) Styrene	5.296	104	286576	56.411 ug/l	98
61) Bromoform	5.312	173	32862	55.649 ug/l	99
65) Isopropylbenzene	5.474	120	127862	54.468 ug/l	99
66) Bromobenzene	5.736	156	98449	54.687 ug/l	99
67) n-Propylbenzene	5.757	120	128646	54.628 ug/l	97
68) 1,1,2,2-Tetrachloroethane	5.804	83	82118	51.047 ug/l	99
69) 2-Chlorotoluene	5.862	126	101788	53.777 ug/l#	84
70) 1,3,5-Trimethylbenzene	5.894	105	381304	56.342 ug/l	100
71) 1,2,3-Trichloropropane	5.899	75	67494	49.762 ug/l	94
72) trans-1,4-Dichloro-2-b...	5.930	75	144496	281.962 ug/l	91
73) 4-Chlorotoluene	5.983	126	105295	53.710 ug/l	99
74) tert-Butylbenzene	6.119	119	328492	55.392 ug/l	97
75) 1,2,4-Trimethylbenzene	6.166	105	370544	56.168 ug/l	100
76) sec-Butylbenzene	6.245	105	479589	54.601 ug/l	100
77) p-Isopropyltoluene	6.350	119	407064	56.078 ug/l	99
78) 1,3-Dichlorobenzene	6.397	146	183584	53.941 ug/l	100
79) 1,4-Dichlorobenzene	6.460	146	179835	53.711 ug/l	99
80) 2-Isopropyltoluene	6.533	119	386560	56.339 ug/l	98
81) n-Butylbenzene	6.659	91	393383	55.514 ug/l	99
82) 1,2-Dichlorobenzene	6.769	146	161696	52.892 ug/l	99
83) 1,2-Dibromo-3-Chloropr...	7.367	155	9769	52.930 ug/l	98
84) Hexachlorobutadiene	7.833	225	67645	56.332 ug/l	99
85) 1,2,4-Trichlorobenzene	7.844	180	112365	61.950 ug/l	99
86) Naphthalene	8.069	128	242474	59.452 ug/l	99
87) 1,2,3-Trichlorobenzene	8.195	180	99421	60.365 ug/l	100

(#)out of range (m)manual integration reviewed by analyst (+)signals summed

Quantitation Report (Not Reviewed)

Data Path : H:\V2019\CHEM31\11NOV\111519\
Data File : 1115_34.D
Acq On : 15 Nov 2019 9:16 pm
Operator :
Client ID : BFB TUNE - CCAL 50
Lab ID : VOA- 50 PPB STD. VOA31R II 11/15 AS - VOA- 50 PPB STD. VOA31R II 11/15 AS
ALS Vial : 1 Sample Multiplier: 1

Quant Time: Nov 15 21:28:04 2019
Quant Method : H:\V2019\CHEM31\METHODS\VT-L111119.M
Quant Title : VOA Standards for 5 point calibration
QLast Update : Tue Nov 12 10:26:17 2019
Response via : Initial Calibration

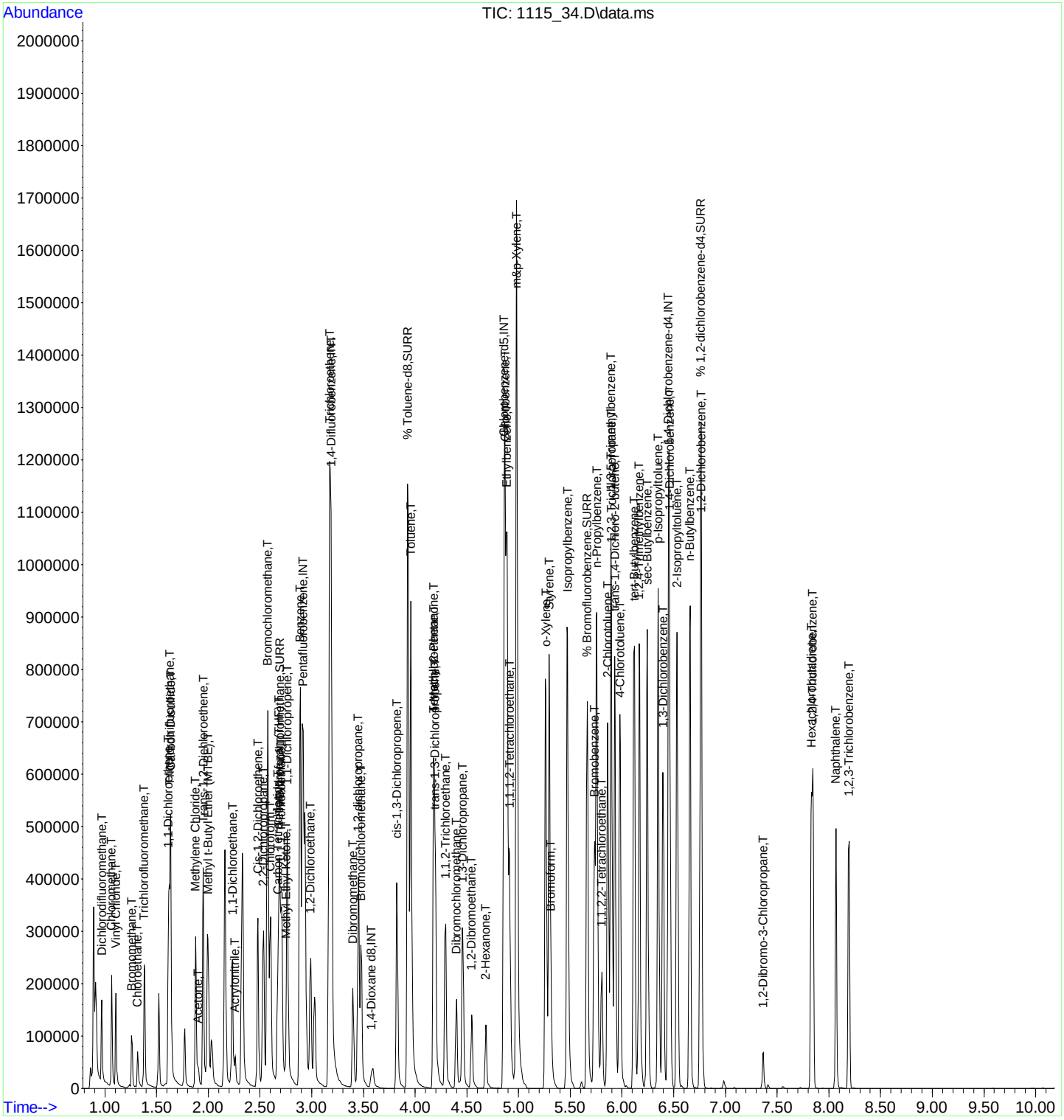

7A
VOLATILE CONTINUING CALIBRATION CHECK

Lab Name: Phoenix Environmental Labs Client: NETC

Lab Code: Phoenix Case No.: SAS No.: SDG No.: GCE61964

Instrument: CHEM31 Calibration Date: 11/16/19 Time: 08:37

Lab File Id: 1115_65.D Init. Calib. Date(s): 11/11/19 11/11/19

Heated Purge (Y/N): Y Init. Calib. Times: 16:48 20:40

GC Column: RTX-VMS Method File: VT-L111119.M

COMPOUND	RRF	RRF50	RRF MIN	%D	% D LIMITS
Dichlorodifluoromethane	0.303	0.261	0.010	13.9	50
Chloromethane	0.415	0.379	0.010	8.7	50
Vinyl Chloride	0.352	0.332	0.010	5.7	50
Bromomethane	0.093	0.101	0.010	-8.6	50
Chloroethane	0.125	0.124	0.010	0.8	50
Trichlorofluoromethane	0.390	0.391	0.010	-0.3	50
1,1-Dichloroethene	0.224	0.237	0.010	-5.8	50
Trichlorotrifluoroethane	0.173	0.190	0.010	-9.8	50
Carbon Disulfide	0.739	0.738	0.010	0.1	50
Methylene Chloride	0.271	0.239	0.010	11.8	50
Acetone	0.086	0.057	0.010	33.7	50
Trans-1,2-Dichloroethene	0.252	0.255	0.010	-1.2	50
Methyl t-Butyl Ether (MTBE)	0.594	0.592	0.010	0.3	50
1,1-Dichloroethane	0.498	0.483	0.010	3.0	50
Acrylonitrile	0.072	0.070	0.010	2.8	50
Cis-1,2-Dichloroethene	0.269	0.258	0.010	4.1	50
2,2-Dichloropropane	0.411	0.388	0.010	5.6	50
Bromochloromethane	0.107	0.108	0.010	-0.9	50
Chloroform	0.486	0.465	0.010	4.3	50
Carbon Tetrachloride	0.320	0.308	0.010	3.8	50
Tetrahydrofuran (THF)	0.063	0.053	0.010	15.9	50
1,1,1-Trichloroethane	0.437	0.435	0.010	0.5	50
Methyl Ethyl Ketone	0.138	0.106	0.010	23.2	50
1,1-Dichloropropene	0.282	0.285	0.010	-1.1	50
Benzene	0.867	0.866	0.010	0.1	50
1,2-Dichloroethane	0.232	0.222	0.010	4.3	50
Trichloroethene	0.205	0.212	0.010	-3.4	50
Dibromomethane	0.094	0.094	0.010	0.0	50
1,2-dichloropropane	0.226	0.220	0.010	2.7	50
Bromodichloromethane	0.220	0.220	0.010	0.0	50
cis-1,3-Dichloropropene	0.295	0.292	0.010	1.0	50
Toluene	0.518	0.517	0.010	0.2	50
4-Methyl-2-Pentanone	0.167	0.162	0.010	3.0	50
Tetrachloroethene	0.158	0.158	0.010	0.0	50
trans-1,3-Dichloropropene	0.245	0.241	0.010	1.6	50

(*) Recommended RRF not met (+) %D exceeds criteria % (#) %D exceeds (maximum) criteria

%D: 10% of target compounds are allowed to be above criteria %, but must be less than the (maximum) %D

(*) Recommended RRF not met. (#) Maximum %D not met.

7B
VOLATILE CONTINUING CALIBRATION CHECK

Lab Name: Phoenix Environmental Labs Client: NETC

Lab Code: Phoenix Case No.: SAS No.: SDG No.: GCE61964

Instrument: CHEM31 Calibration Date: 11/16/19 Time: 08:37

Lab File Id: 1115_65.D Init. Calib. Date(s): 11/11/19 11/11/19

Heated Purge (Y/N): Y Init. Calib. Times: 16:48 20:40

GC Column: RTX-VMS Method File: VT-L111119.M

COMPOUND	RRF	RRF50	RRF MIN	%D	% D LIMITS
1,1,2-Trichloroethane	0.147	0.147	0.010	0.0	50
Dibromochloromethane	0.154	0.161	0.010	-4.5	50
1,3-Dichloropropane	0.321	0.321	0.010	0.0	50
1,2-Dibromoethane	0.166	0.172	0.010	-3.6	50
2-Hexanone	0.151	0.140	0.010	7.3	50
Chlorobenzene	0.601	0.594	0.010	1.2	50
Ethylbenzene	0.364	0.364	0.010	0.0	50
1,1,1,2-Tetrachloroethane	0.177	0.187	0.010	-5.6	50
m&p-Xylene	0.422	0.427	0.010	-1.2	50
o-Xylene	0.405	0.420	0.010	-3.7	50
Styrene	0.654	0.662	0.010	-1.2	50
Bromoform	0.076	0.079	0.010	-3.9	50
Isopropylbenzene	0.636	0.647	0.010	-1.7	50
Bromobenzene	0.488	0.481	0.010	1.4	50
n-Propylbenzene	0.638	0.616	0.010	3.4	50
1,1,2,2-Tetrachloroethane	0.436	0.413	0.010	5.3	50
2-Chlorotoluene	0.513	0.495	0.010	3.5	50
1,3,5-Trimethylbenzene	1.834	1.835	0.010	-0.1	50
1,2,3-Trichloropropane	0.368	0.357	0.010	3.0	50
trans-1,4-Dichloro-2-butene	0.139	0.134	0.010	3.6	50
4-Chlorotoluene	0.531	0.482	0.010	9.2	50
tert-Butylbenzene	1.607	1.674	0.010	-4.2	50
1,2,4-Trimethylbenzene	1.788	1.738	0.010	2.8	50
sec-Butylbenzene	2.381	2.376	0.010	0.2	50
p-Isopropyltoluene	1.967	1.913	0.010	2.7	50
1,3-Dichlorobenzene	0.922	0.818	0.010	11.3	50
1,4-Dichlorobenzene	0.907	0.779	0.010	14.1	50
2-Isopropyltoluene	1.860	1.916	0.010	-3.0	50
n-Butylbenzene	1.921	1.681	0.010	12.5	50
1,2-Dichlorobenzene	0.829	0.762	0.010	8.1	50
1,2-Dibromo-3-Chloropropane	0.050	0.050	0.010	0.0	50
Hexachlorobutadiene	0.325	0.315	0.010	3.1	50
1,2,4-Trichlorobenzene	0.492	0.427	0.010	13.2	50
Naphthalene	1.105	1.228	0.010	-11.1	50
1,2,3-Trichlorobenzene	0.446	0.433	0.010	2.9	50

(*) Recommended RRF not met (+) %D exceeds criteria % (#) %D exceeds (maximum) criteria

%D: 10% of target compounds are allowed to be above criteria %, but must be less than the (maximum) %D

(*) Recommended RRF not met. (#) Maximum %D not met.

7B
VOLATILE CONTINUING CALIBRATION CHECK

Lab Name: Phoenix Environmental Labs Client: NETC

Lab Code: Phoenix Case No.: SAS No.: SDG No.: GCE61964

Instrument: CHEM31 Calibration Date: 11/16/19 Time: 08:37

Lab File Id: 1115_65.D Init. Calib. Date(s): 11/11/19 11/11/19

Heated Purge (Y/N): Y Init. Calib. Times: 16:48 20:40

GC Column: RTX-VMS Method File: VT-L111119.M

COMPOUND	RRF	RRF50	RRF MIN	%D	% D LIMITS
% Dibromofluoromethane	0.069	0.069	0.010	0.0	50
% Toluene-d8	1.224	1.188	0.010	2.9	50
% Bromofluorobenzene	0.493	0.510	0.010	-3.4	50
% 1,2-dichlorobenzene-d4	0.885	0.889	0.010	-0.5	50

(*) Recommended RRF not met (+) %D exceeds criteria % (#) %D exceeds (maximum) criteria

%D: 10% of target compounds are allowed to be above criteria %, but must be less than the (maximum) %D

(*) Recommended RRF not met. (#) Maximum %D not met.

Evaluate Continuing Calibration Report

Data Path : H:\V2019\CHEM31\11NOV\111519\
Data File : 1115_65.D
Acq On : 16 Nov 2019 8:37 am
Operator :
Client ID : CCAL 50
Lab ID : VOA- 50 PPB STD. VOA31R II 11/15 AS
ALS Vial : 1 Sample Multiplier: 1

Quant Time: Nov 16 09:24:02 2019
Quant Method : H:\V2019\CHEM31\Methods\VT-L111119.M
Quant Title : VOA Standards for 5 point calibration
QLast Update : Tue Nov 12 10:26:17 2019
Response via : Initial Calibration

Note: Curves (l,lf,q,qf) display calculated concentration.
Min. RRF : 0.000 Min. Rel. Area : 50% Max. R.T. Dev 0.20min
Max. RRF Dev : 30% Max. Rel. Area : 200%

		Compound	AvgRF	CCRF	%Dev	Area%
1	INT	Pentafluorobenzene	1.000	1.000	0.0	99
2	T	Dichlorodifluoromethane	0.303	0.261	13.9	
3	T	Chloromethane	0.415	0.379	8.7	
4	T	Vinyl Chloride	0.352	0.332	5.7	
5	T	Bromomethane	0.093	0.101	-8.6	
6	T	Chloroethane	0.125	0.124	0.8	
7	T	Trichlorofluoromethane	0.390	0.391	-0.3	
9	T	1,1-Dichloroethene	0.224	0.237	-5.8	
10	T	Trichlorotrifluoroethane	0.173	0.190	-9.8	
11	T	Carbon Disulfide	0.739	0.738	0.1	
13	T	Methylene Chloride	0.271	0.239	11.8	
14	T	Acetone	0.086	0.057	33.7#	
15	T	Trans-1,2-Dichloroethene	0.252	0.255	-1.2	
17	T	Methyl t-Butyl Ether (MTBE)	0.594	0.592	0.3	
19	T	1,1-Dichloroethane	0.498	0.483	3.0	
20	T	Acrylonitrile	0.072	0.070	2.8	
23	T	Cis-1,2-Dichloroethene	0.269	0.258	4.1	
24	T	2,2-Dichloropropane	0.411	0.388	5.6	
25	T	Bromochloromethane	0.107	0.108	-0.9	
27	T	Chloroform	0.486	0.465	4.3	
28	T	Carbon Tetrachloride	0.320	0.308	3.8	
29	T	Tetrahydrofuran (THF)	0.063	0.053	15.9	
30	T	1,1,1-Trichloroethane	0.437	0.435	0.5	
31	SURR	% Dibromofluoromethane	0.069	0.069	0.0	
32	T	Methyl Ethyl Ketone	0.138	0.106	23.2	
33	INT	1,4-Difluorobenzene	1.000	1.000	0.0	99
34	T	1,1-Dichloropropene	0.282	0.285	-1.1	
35	T	Benzene	0.867	0.866	0.1	
37	T	1,2-Dichloroethane	0.232	0.222	4.3	
39	T	Trichloroethene	0.205	0.212	-3.4	
40	T	Dibromomethane	0.094	0.094	0.0	
41	T	1,2-dichloropropane	0.226	0.220	2.7	
42	T	Bromodichloromethane	0.220	0.220	0.0	
43	T	cis-1,3-Dichloropropene	0.295	0.292	1.0	
44	T	Toluene	0.518	0.517	0.2	
45	SURR	% Toluene-d8	1.224	1.188	2.9	
46	T	4-Methyl-2-Pentanone	0.167	0.162	3.0	
47	T	Tetrachloroethene	0.158	0.158	0.0	
48	T	trans-1,3-Dichloropropene	0.245	0.241	1.6	
49	T	1,1,2-Trichloroethane	0.147	0.147	0.0	
50	INT	Chlorobenzene-d5	1.000	1.000	0.0	100
51	T	Dibromochloromethane	0.154	0.161	-4.5	
52	T	1,3-Dichloropropane	0.321	0.321	0.0	
53	T	1,2-Dibromoethane	0.166	0.172	-3.6	
54	T	2-Hexanone	0.151	0.140	7.3	
55	T	Chlorobenzene	0.601	0.594	1.2	
56	T	Ethylbenzene	0.364	0.364	0.0	
57	T	1,1,1,2-Tetrachloroethane	0.177	0.187	-5.6	
58	T	m&p-Xylene	0.422	0.427	-1.2	
59	T	o-Xylene	0.405	0.420	-3.7	
60	T	Styrene	0.654	0.662	-1.2	

Evaluate Continuing Calibration Report

Data Path : H:\V2019\CHEM31\11NOV\111519\
Data File : 1115_65.D
Acq On : 16 Nov 2019 8:37 am
Operator :
Client ID : CCAL 50
Lab ID : VOA- 50 PPB STD. VOA31R II 11/15 AS
ALS Vial : 1 Sample Multiplier: 1

Quant Time: Nov 16 09:24:02 2019
Quant Method : H:\V2019\CHEM31\Methods\VT-L111119.M
Quant Title : VOA Standards for 5 point calibration
QLast Update : Tue Nov 12 10:26:17 2019
Response via : Initial Calibration

Note: Curves (l,lf,q,qf) display calculated concentration.
Min. RRF : 0.000 Min. Rel. Area : 50% Max. R.T. Dev 0.20min
Max. RRF Dev : 30% Max. Rel. Area : 200%

		Compound	AvgRF	CCRF	%Dev	Area%
61	T	Bromoform	0.076	0.079	-3.9	
62	SURR	% Bromofluorobenzene	0.493	0.510	-3.4	
63	INT	1,4-Dichlorobenzene-d4	1.000	1.000	0.0	101
64	SURR	% 1,2-dichlorobenzene-d4	0.885	0.889	-0.5	
65	T	Isopropylbenzene	0.636	0.647	-1.7	
66	T	Bromobenzene	0.488	0.481	1.4	
67	T	n-Propylbenzene	0.638	0.616	3.4	
68	T	1,1,2,2-Tetrachloroethane	0.436	0.413	5.3	
69	T	2-Chlorotoluene	0.513	0.495	3.5	
70	T	1,3,5-Trimethylbenzene	1.834	1.835	-0.1	
71	T	1,2,3-Trichloropropane	0.368	0.357	3.0	
72	T	trans-1,4-Dichloro-2-butene	0.139	0.134	3.6	
73	T	4-Chlorotoluene	0.531	0.482	9.2	
74	T	tert-Butylbenzene	1.607	1.674	-4.2	
75	T	1,2,4-Trimethylbenzene	1.788	1.738	2.8	
76	T	sec-Butylbenzene	2.381	2.376	0.2	
77	T	p-Isopropyltoluene	1.967	1.913	2.7	
78	T	1,3-Dichlorobenzene	0.922	0.818	11.3	
79	T	1,4-Dichlorobenzene	0.907	0.779	14.1	
80	T	2-Isopropyltoluene	1.860	1.916	-3.0	
81	T	n-Butylbenzene	1.921	1.681	12.5	
82	T	1,2-Dichlorobenzene	0.829	0.762	8.1	
83	T	1,2-Dibromo-3-Chloropropane	0.050	0.050	0.0	
84	T	Hexachlorobutadiene	0.325	0.315	3.1	
85	T	1,2,4-Trichlorobenzene	0.492	0.427	13.2	
86	T	Naphthalene	1.105	1.228	-11.1	
87	T	1,2,3-Trichlorobenzene	0.446	0.433	2.9	
88	INT	1,4-Dioxane d8	1.000	1.000	0.0	99

(#)=Out of Range l=linear, lf=liner(0,0), q=quadratic, qf=quadratic(0,0)
Laboratory Warning Limits Out = 0

Quantitation Report (QT Reviewed)

Data Path : H:\V2019\CHEM31\11NOV\111519\
Data File : 1115_65.D
Acq On : 16 Nov 2019 8:37 am
Operator :
Client ID : CCAL 50
Lab ID : VOA- 50 PPB STD. VOA31R II 11/15 AS
ALS Vial : 1 Sample Multiplier: 1

Quant Time: Nov 16 09:24:02 2019
Quant Method : H:\V2019\CHEM31\Methods\VT-L111119.M
Quant Title : VOA Standards for 5 point calibration
QLast Update : Tue Nov 12 10:26:17 2019
Response via : Initial Calibration

Compound	R.T.	QIon	Response	Conc	Units	Dev(Min)
Internal Standards						
1) Pentafluorobenzene	2.905	168	305145	50.000	ug/l	-0.02
33) 1,4-Difluorobenzene	3.183	114	487566	50.000	ug/l	-0.01
50) Chlorobenzene-d5	4.856	117	404579	50.000	ug/l	-0.01
63) 1,4-Dichlorobenzene-d4	6.444	152	189170	50.000	ug/l	-0.01
88) 1,4-Dioxane d8	3.566	96	12497	500.000	ug/l	-0.01
System Monitoring Compounds						
31) % Dibromofluoromethane	2.685	192	20947	49.618	ug/l	-0.01
Spiked Amount 50.000	Range 70 - 130		Recovery = 99.24%			
45) % Toluene-d8	3.922	98	579353	48.552	ug/l	-0.01
Spiked Amount 50.000	Range 70 - 130		Recovery = 97.10%			
62) % Bromofluorobenzene	5.658	95	206506	51.745	ug/l	-0.01
Spiked Amount 50.000	Range 70 - 130		Recovery = 103.50%			
64) % 1,2-dichlorobenzene-d4	6.753	152	168079	50.201	ug/l	-0.01
Spiked Amount 50.000	Range 70 - 130		Recovery = 100.40%			
Target Compounds						Qvalue
2) Dichlorodifluoromethane	0.965	85	79721	43.181	ug/l	99
3) Chloromethane	1.060	50	115598	45.629	ug/l	100
4) Vinyl Chloride	1.101	62	101215	47.063	ug/l	99
5) Bromomethane	1.254	94	30795	54.384	ug/l	98
6) Chloroethane	1.311	64	37798	49.495	ug/l	97
7) Trichlorofluoromethane	1.374	101	119407	50.228	ug/l	99
9) 1,1-Dichloroethene	1.610	96	72422	52.882	ug/l	96
10) Trichlorotrifluoroethane	1.626	151	58090	55.161	ug/l	94
11) Carbon Disulfide	1.631	76	225243	49.915	ug/l	100
13) Methylene Chloride	1.872	84	72962	44.066	ug/l	93
14) Acetone	1.898	43	17439	33.250	ug/l	97
15) Trans-1,2-Dichloroethene	1.946	96	77827	50.546	ug/l	97
17) Methyl t-Butyl Ether (...	1.988	73	180557	49.833	ug/l	89
19) 1,1-Dichloroethane	2.224	63	147483	48.498	ug/l	100
20) Acrylonitrile	2.255	53	21365	48.664	ug/l	99
23) Cis-1,2-Dichloroethene	2.470	96	78762	47.893	ug/l	99
24) 2,2-Dichloropropane	2.528	77	118341	47.206	ug/l	97
25) Bromochloromethane	2.570	128	32884	50.494	ug/l	90
27) Chloroform	2.596	83	141826	47.865	ug/l	100
28) Carbon Tetrachloride	2.669	117	93923	48.081	ug/l	99
29) Tetrahydrofuran (THF)	2.680	42	40451	105.352	ug/l	95
30) 1,1,1-Trichloroethane	2.701	97	132593	49.726	ug/l	97
32) Methyl Ethyl Ketone	2.748	43	32404	38.447	ug/l	92
34) 1,1-Dichloropropene	2.758	75	139041	50.477	ug/l	98
35) Benzene	2.879	78	422187	49.949	ug/l	99
37) 1,2-Dichloroethane	2.984	62	108131	47.752	ug/l	94
39) Trichloroethene	3.167	130	103396	51.661	ug/l	100
40) Dibromomethane	3.393	93	45830	49.878	ug/l	95
41) 1,2-dichloropropane	3.445	63	107284	48.638	ug/l	100
42) Bromodichloromethane	3.471	83	107369	49.951	ug/l	97
43) cis-1,3-Dichloropropene	3.817	75	142607	49.552	ug/l	100
44) Toluene	3.954	92	252096	49.867	ug/l	98
46) 4-Methyl-2-Pentanone	4.169	43	79010	48.657	ug/l	98
47) Tetrachloroethene	4.174	164	76881	49.827	ug/l	98
48) trans-1,3-Dichloropropene	4.190	75	117378	49.101	ug/l	99
49) 1,1,2-Trichloroethane	4.284	97	71883	50.114	ug/l	97
51) Dibromochloromethane	4.389	129	65224	52.326	ug/l	99
52) 1,3-Dichloropropane	4.452	76	129893	49.954	ug/l	100
53) 1,2-Dibromoethane	4.541	107	69578	51.648	ug/l	96

Quantitation Report (QT Reviewed)

Data Path : H:\V2019\CHEM31\11NOV\111519\
Data File : 1115_65.D
Acq On : 16 Nov 2019 8:37 am
Operator :
Client ID : CCAL 50
Lab ID : VOA- 50 PPB STD. VOA31R II 11/15 AS
ALS Vial : 1 Sample Multiplier: 1

Quant Time: Nov 16 09:24:02 2019
Quant Method : H:\V2019\CHEM31\Methods\VT-L111119.M
Quant Title : VOA Standards for 5 point calibration
QLast Update : Tue Nov 12 10:26:17 2019
Response via : Initial Calibration

Compound	R.T.	QIon	Response	Conc Units	Dev(Min)
54) 2-Hexanone	4.677	43	56589	46.330 ug/l	99
55) Chlorobenzene	4.866	112	240186	49.376 ug/l	99
56) Ethylbenzene	4.882	106	147372	50.032 ug/l	99
57) 1,1,1,2-Tetrachloroethane	4.903	131	75781	52.955 ug/l	100
58) m&p-Xylene	4.976	106	345154	101.149 ug/l	98
59) o-Xylene	5.254	106	170084	51.885 ug/l	98
60) Styrene	5.291	104	267773	50.638 ug/l	96
61) Bromoform	5.306	173	31854	51.822 ug/l	98
65) Isopropylbenzene	5.464	120	122436	50.862 ug/l	100
66) Bromobenzene	5.726	156	90993	49.290 ug/l	99
67) n-Propylbenzene	5.747	120	116476	48.232 ug/l	97
68) 1,1,2,2-Tetrachloroethane	5.799	83	78205	47.408 ug/l	99
69) 2-Chlorotoluene	5.857	126	93591	48.219 ug/l	95
70) 1,3,5-Trimethylbenzene	5.888	105	347087	50.013 ug/l	100
71) 1,2,3-Trichloropropane	5.894	75	67556	48.571 ug/l	99
72) trans-1,4-Dichloro-2-b...	5.925	75	126472	240.664 ug/l	90
73) 4-Chlorotoluene	5.972	126	91180	45.355 ug/l	99
74) tert-Butylbenzene	6.109	119	316588	52.059 ug/l	97
75) 1,2,4-Trimethylbenzene	6.161	105	328704	48.589 ug/l	99
76) sec-Butylbenzene	6.240	105	449451	49.899 ug/l	100
77) p-Isopropyltoluene	6.345	119	361859	48.613 ug/l	98
78) 1,3-Dichlorobenzene	6.392	146	154820	44.360 ug/l	100
79) 1,4-Dichlorobenzene	6.455	146	147328	42.910 ug/l	99
80) 2-Isopropyltoluene	6.528	119	362458	51.515 ug/l	98
81) n-Butylbenzene	6.649	91	318061	43.770 ug/l	98
82) 1,2-Dichlorobenzene	6.764	146	144168	45.987 ug/l	98
83) 1,2-Dibromo-3-Chloropr...	7.362	155	9414	49.740 ug/l	97
84) Hexachlorobutadiene	7.823	225	59682	48.467 ug/l	98
85) 1,2,4-Trichlorobenzene	7.839	180	80810	43.447 ug/l	100
86) Naphthalene	8.064	128	232230	55.527 ug/l	100
87) 1,2,3-Trichlorobenzene	8.190	180	81889	48.486 ug/l	100

(#)out of range (m)manual integration reviewed by analyst (+)signals summed

Quantitation Report (QT Reviewed)

Data Path : H:\V2019\CHEM31\11NOV\111519\
Data File : 1115_65.D
Acq On : 16 Nov 2019 8:37 am
Operator :
Client ID : CCAL 50
Lab ID : VOA- 50 PPB STD. VOA31R II 11/15 AS
ALS Vial : 1 Sample Multiplier: 1

Quant Time: Nov 16 09:24:02 2019
Quant Method : H:\V2019\CHEM31\Methods\VT-L111119.M
Quant Title : VOA Standards for 5 point calibration
QLast Update : Tue Nov 12 10:26:17 2019
Response via : Initial Calibration

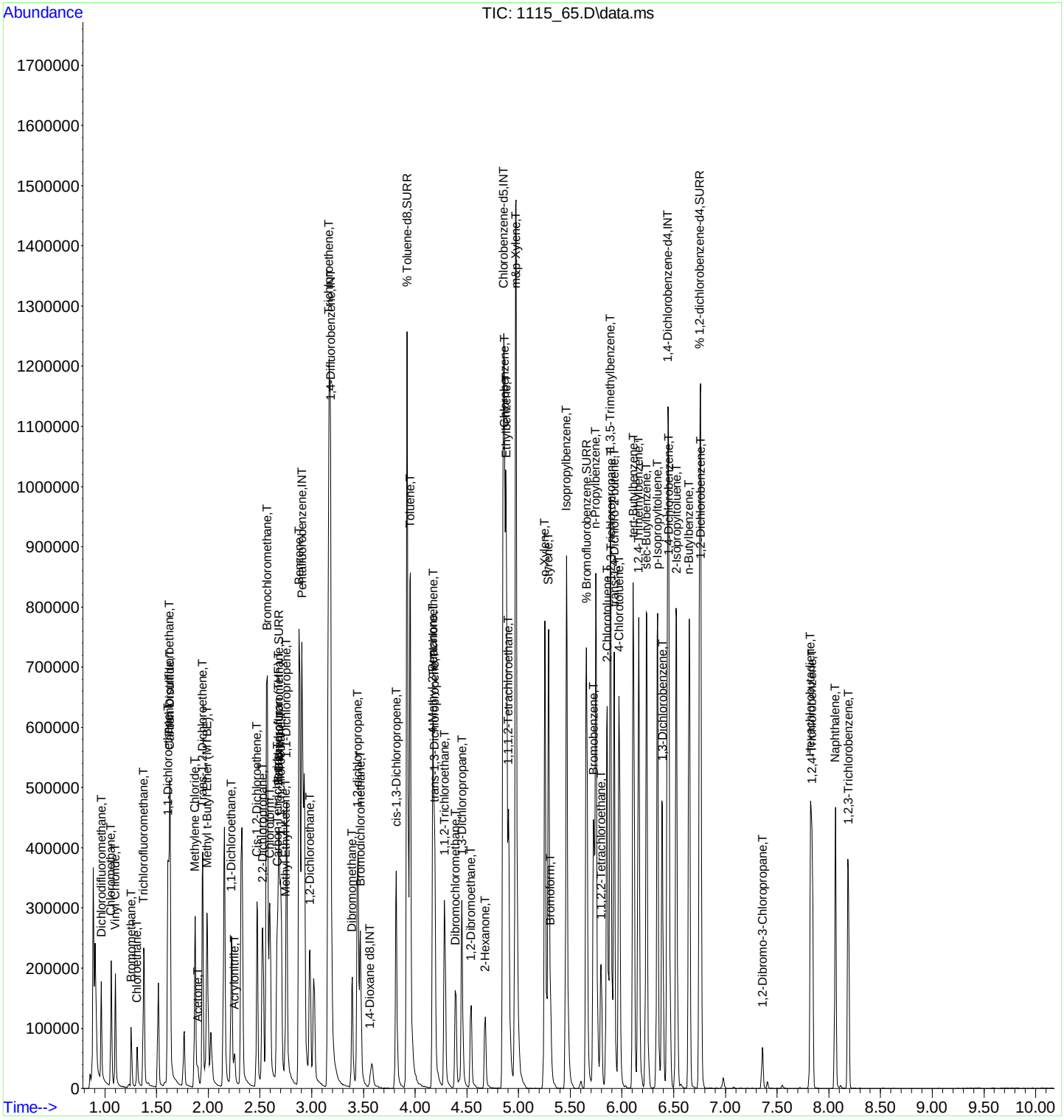

CLIENT ID

VOLATILE ORGANICS ANALYSIS DATA SHEET

CE61965 LCS

Client: NETC Lab: Phoenix Env. Labs

SDG No.: GCE61964 Lab Sample ID: CE61965 LCS

Sample wt/vol: 5 (g/mL) g Lab File ID: 1115_35.D

Level: (low/med/meth): Low Date Received: 11/15/19

% Moisture: n.a. Date Analyzed: 11/15/19

Instrument: CHEM31 Column: RTX-VMS Dilution Factor: 1

Purge Volume 5000 (uL) pH: n.a. Soil Aliquot Vol: 5000 (uL)

Matrix: (soil/water) Soil CONCENTRATION UNITS: (ug/L or ug/Kg) ug/Kg

CAS NO.	COMPOUND	CONC.	Q	MDL/LOD	RL/PQL	R
75-71-8	Dichlorodifluoromethane	66		0.50	0.50	r
74-87-3	Chloromethane	57		1.0	1.0	r
75-01-4	Vinyl Chloride	51		0.50	0.50	r
74-83-9	Bromomethane	63		2.0	2.0	r
75-00-3	Chloroethane	56		0.50	0.50	r
75-69-4	Trichlorofluoromethane	56		1.0	1.0	r
75-35-4	1,1-Dichloroethene	56		0.50	0.50	r
76-13-1	Trichlorotrifluoroethane	59		0.50	0.50	r
75-15-0	Carbon Disulfide	55		1.0	1.0	r
75-09-2	Methylene Chloride	45		5.0	5.0	r
67-64-1	Acetone	33		5.0	5.0	r
156-60-5	Trans-1,2-Dichloroethene	54		0.50	0.50	r
1634-04-4	Methyl t-Butyl Ether (MTBE)	55		1.0	1.0	r
75-34-3	1,1-Dichloroethane	51		1.0	1.0	r
107-13-1	Acrylonitrile	52		1.0	1.0	r
156-59-2	Cis-1,2-Dichloroethene	53		0.50	0.50	r
594-20-7	2,2-Dichloropropane	53		0.50	0.50	r
74-97-5	Bromochloromethane	53		0.50	0.50	r
67-66-3	Chloroform	50		0.50	0.50	r
56-23-5	Carbon Tetrachloride	51		1.0	1.0	r
109-99-9	Tetrahydrofuran (THF)	140		2.5	2.5	r
71-55-6	1,1,1-Trichloroethane	57		0.50	0.50	r
78-93-3	Methyl Ethyl Ketone	48		5.0	5.0	r
563-58-6	1,1-Dichloropropene	54		0.50	0.50	r
71-43-2	Benzene	52		0.50	0.50	r
107-06-2	1,2-Dichloroethane	51		0.50	0.50	r
79-01-6	Trichloroethene	53		0.50	0.50	r
74-95-3	Dibromomethane	52		1.0	1.0	r
78-87-5	1,2-dichloropropane	51		1.0	1.0	r
75-27-4	Bromodichloromethane	53		1.0	1.0	r
10061-01-5	cis-1,3-Dichloropropene	54		0.50	0.50	r
108-88-3	Toluene	53		0.50	0.50	r
108-10-1	4-Methyl-2-Pentanone	52		5.0	5.0	r
127-18-4	Tetrachloroethene	54		1.0	1.0	r
10061-02-6	trans-1,3-Dichloropropene	53		0.50	0.50	r
79-00-5	1,1,2-Trichloroethane	52		1.0	1.0	r

FORM I VOA

r=Result Reported U=Not Detected D=Reported Dilution E/J=Estimated Value X=Not Used S=Lab Solvent

CLIENT ID

VOLATILE ORGANICS ANALYSIS DATA SHEET

CE61965 LCS

Client: NETC Lab: Phoenix Env. Labs

SDG No.: GCE61964 Lab Sample ID: CE61965 LCS

Sample wt/vol: 5 (g/mL) g Lab File ID: 1115_35.D

Level: (low/med/meth): Low Date Received: 11/15/19

% Moisture: n.a. Date Analyzed: 11/15/19

Instrument: CHEM31 Column: RTX-VMS Dilution Factor: 1

Purge Volume 5000 (uL) pH: n.a. Soil Aliquot Vol: 5000 (uL)

Matrix: (soil/water) Soil CONCENTRATION UNITS: (ug/L or ug/Kg) ug/Kg

CAS NO.	COMPOUND	CONC.	Q	MDL/LOD	RL/PQL	R
124-48-1	Dibromochloromethane	56		1.0	1.0	r
142-28-9	1,3-Dichloropropane	52		1.0	1.0	r
106-93-4	1,2-Dibromoethane	54		0.50	0.50	r
591-78-6	2-Hexanone	47		5.0	5.0	r
108-90-7	Chlorobenzene	53		0.50	0.50	r
100-41-4	Ethylbenzene	53		0.50	0.50	r
630-20-6	1,1,1,2-Tetrachloroethane	56		1.0	1.0	r
179601-23-1	m&p-Xylene	110		1.0	1.0	r
95-47-6	o-Xylene	55		1.0	1.0	r
100-42-5	Styrene	55		0.50	0.50	r
75-25-2	Bromoform	55		1.0	1.0	r
98-82-8	Isopropylbenzene	52		0.50	0.50	r
108-86-1	Bromobenzene	53		0.50	0.50	r
103-65-1	n-Propylbenzene	53		1.0	1.0	r
79-34-5	1,1,2,2-Tetrachloroethane	52		1.0	1.0	r
95-49-8	2-Chlorotoluene	53		1.0	1.0	r
108-67-8	1,3,5-Trimethylbenzene	54		0.50	0.50	r
96-18-4	1,2,3-Trichloropropane	50		0.50	0.50	r
110-57-6	trans-1,4-Dichloro-2-butene	290		2.5	2.5	r
106-43-4	4-Chlorotoluene	52		0.50	0.50	r
98-06-6	tert-Butylbenzene	54		0.50	0.50	r
95-63-6	1,2,4-Trimethylbenzene	54		0.50	0.50	r
135-98-8	sec-Butylbenzene	57		0.50	0.50	r
99-87-6	p-Isopropyltoluene	54		0.50	0.50	r
541-73-1	1,3-Dichlorobenzene	52		0.50	0.50	r
106-46-7	1,4-Dichlorobenzene	51		0.50	0.50	r
527-84-4	2-Isopropyltoluene	57		0.50	0.50	r
104-51-8	n-Butylbenzene	53		0.50	0.50	r
95-50-1	1,2-Dichlorobenzene	51		0.50	0.50	r
96-12-8	1,2-Dibromo-3-Chloropropane	54		1.0	1.0	r
87-68-3	Hexachlorobutadiene	56		0.50	0.50	r
120-82-1	1,2,4-Trichlorobenzene	58		1.0	1.0	r
91-20-3	Naphthalene	58		1.0	1.0	r
87-61-6	1,2,3-Trichlorobenzene	57		1.0	1.0	r

FORM I VOA

r=Result Reported U=Not Detected D=Reported Dilution E/J=Estimated Value X=Not Used S=Lab Solvent

Quantitation Report (Not Reviewed)

Data Path : H:\V2019\CHEM31\11NOV\111519\
Data File : 1115_35.D
Acq On : 15 Nov 2019 9:43 pm
Operator :
Client ID : CE61965 LCS
Lab ID : CE61965 LCS
ALS Vial : 1 Sample Multiplier: 1

Quant Time: Nov 15 22:04:05 2019
Quant Method : H:\V2019\CHEM31\METHODS\VT-L111119.M
Quant Title : VOA Standards for 5 point calibration
QLast Update : Tue Nov 12 10:26:17 2019
Response via : Initial Calibration

Compound	R.T.	QIon	Response	Conc	Units	Dev(Min)
Internal Standards						
1) Pentafluorobenzene	2.910	168	293382	50.000	ug/l	-0.01
33) 1,4-Difluorobenzene	3.188	114	467657	50.000	ug/l	0.00
50) Chlorobenzene-d5	4.861	117	389812	50.000	ug/l	0.00
63) 1,4-Dichlorobenzene-d4	6.449	152	184593	50.000	ug/l	0.00
88) 1,4-Dioxane d8	3.576	96	11967	500.000	ug/l	0.00
System Monitoring Compounds						
31) % Dibromofluoromethane	2.690	192	22334	55.025	ug/l	0.00
Spiked Amount 50.000	Range 70 - 130		Recovery = 110.06%			
45) % Toluene-d8	3.927	98	562900	49.181	ug/l	0.00
Spiked Amount 50.000	Range 70 - 130		Recovery = 98.36%			
62) % Bromofluorobenzene	5.663	95	200109	52.042	ug/l	0.00
Spiked Amount 50.000	Range 70 - 130		Recovery = 104.08%			
64) % 1,2-dichlorobenzene-d4	6.764	152	163121	49.928	ug/l	0.00
Spiked Amount 50.000	Range 70 - 130		Recovery = 99.86%			
Target Compounds						Qvalue
2) Dichlorodifluoromethane	0.965	85	117767	66.346	ug/l	99
3) Chloromethane	1.065	50	137952	56.636	ug/l	100
4) Vinyl Chloride	1.101	62	104985	50.773	ug/l	100
5) Bromomethane	1.259	94	34168	62.760	ug/l	97
6) Chloroethane	1.316	64	41261	56.196	ug/l	97
7) Trichlorofluoromethane	1.379	101	127047	55.585	ug/l	100
9) 1,1-Dichloroethene	1.615	96	73621	55.913	ug/l	99
10) Trichlorotrifluoroethane	1.631	151	59250	58.518	ug/l	96
11) Carbon Disulfide	1.636	76	237486	54.738	ug/l	100
13) Methylene Chloride	1.877	84	71067	44.643	ug/l	96
14) Acetone	1.904	43	16880	33.474	ug/l	97
15) Trans-1,2-Dichloroethene	1.951	96	79634	53.793	ug/l	97
17) Methyl t-Butyl Ether (...	1.993	73	191736	55.041	ug/l	88
19) 1,1-Dichloroethane	2.229	63	149495	51.131	ug/l	100
20) Acrylonitrile	2.260	53	21908	51.902	ug/l	98
23) Cis-1,2-Dichloroethene	2.480	96	83391	52.741	ug/l	95
24) 2,2-Dichloropropane	2.533	77	126589	52.521	ug/l	99
25) Bromochloromethane	2.575	128	33255	53.111	ug/l	91
27) Chloroform	2.601	83	142911	50.165	ug/l	99
28) Carbon Tetrachloride	2.674	117	95678	50.943	ug/l	98
29) Tetrahydrofuran (THF)	2.685	42	49819	134.953	ug/l	98
30) 1,1,1-Trichloroethane	2.706	97	146523	57.153	ug/l	99
32) Methyl Ethyl Ketone	2.753	43	38817	47.903	ug/l	99
34) 1,1-Dichloropropene	2.763	75	141877	53.699	ug/l	99
35) Benzene	2.884	78	421653	52.009	ug/l	100
37) 1,2-Dichloroethane	2.989	62	111810	51.478	ug/l	95
39) Trichloroethene	3.172	130	101027	52.626	ug/l	99
40) Dibromomethane	3.398	93	45649	51.796	ug/l	95
41) 1,2-dichloropropane	3.450	63	108921	51.482	ug/l	100
42) Bromodichloromethane	3.476	83	108831	52.787	ug/l	97
43) cis-1,3-Dichloropropene	3.822	75	148773	53.895	ug/l	99
44) Toluene	3.959	92	255816	52.757	ug/l	99
46) 4-Methyl-2-Pentanone	4.179	43	80589	51.742	ug/l	98
47) Tetrachloroethene	4.179	164	80374	54.308	ug/l	99
48) trans-1,3-Dichloropropene	4.195	75	122443	53.401	ug/l	100
49) 1,1,2-Trichloroethane	4.294	97	71369	51.874	ug/l	100
51) Dibromochloromethane	4.399	129	67749	56.411	ug/l	100
52) 1,3-Dichloropropane	4.457	76	130317	52.015	ug/l	99
53) 1,2-Dibromoethane	4.546	107	69995	53.926	ug/l	96

Quantitation Report (Not Reviewed)

Data Path : H:\V2019\CHEM31\11NOV\111519\
Data File : 1115_35.D
Acq On : 15 Nov 2019 9:43 pm
Operator :
Client ID : CE61965 LCS
Lab ID : CE61965 LCS
ALS Vial : 1 Sample Multiplier: 1

Quant Time: Nov 15 22:04:05 2019
Quant Method : H:\V2019\CHEM31\METHODS\VT-L111119.M
Quant Title : VOA Standards for 5 point calibration
QLast Update : Tue Nov 12 10:26:17 2019
Response via : Initial Calibration

Compound	R.T.	QIon	Response	Conc Units	Dev(Min)
54) 2-Hexanone	4.682	43	55874	47.477 ug/l	97
55) Chlorobenzene	4.871	112	246979	52.696 ug/l	99
56) Ethylbenzene	4.887	106	151108	53.244 ug/l	97
57) 1,1,1,2-Tetrachloroethane	4.913	131	76643	55.587 ug/l	100
58) m&p-Xylene	4.981	106	356712	108.496 ug/l	99
59) o-Xylene	5.259	106	174541	55.262 ug/l	96
60) Styrene	5.296	104	278109	54.585 ug/l	98
61) Bromoform	5.312	173	32847	55.462 ug/l	98
65) Isopropylbenzene	5.469	120	123216	52.455 ug/l	100
66) Bromobenzene	5.736	156	94692	52.566 ug/l	100
67) n-Propylbenzene	5.757	120	125050	53.067 ug/l	96
68) 1,1,2,2-Tetrachloroethane	5.804	83	83508	51.878 ug/l	99
69) 2-Chlorotoluene	5.862	126	99774	52.679 ug/l#	85
70) 1,3,5-Trimethylbenzene	5.893	105	367943	54.332 ug/l	99
71) 1,2,3-Trichloropropane	5.899	75	67318	49.600 ug/l	97
72) trans-1,4-Dichloro-2-b...	5.930	75	146728	286.133 ug/l	91
73) 4-Chlorotoluene	5.977	126	101896	51.943 ug/l	100
74) tert-Butylbenzene	6.114	119	317599	53.520 ug/l	97
75) 1,2,4-Trimethylbenzene	6.166	105	354832	53.751 ug/l	99
76) sec-Butylbenzene	6.245	105	501902	57.104 ug/l	99
77) p-Isopropyltoluene	6.350	119	391474	53.895 ug/l	99
78) 1,3-Dichlorobenzene	6.397	146	178526	52.421 ug/l	100
79) 1,4-Dichlorobenzene	6.460	146	172424	51.465 ug/l	99
80) 2-Isopropyltoluene	6.533	119	391770	57.062 ug/l	98
81) n-Butylbenzene	6.659	91	378974	53.446 ug/l	99
82) 1,2-Dichlorobenzene	6.769	146	156554	51.177 ug/l	99
83) 1,2-Dibromo-3-Chloropr...	7.367	155	9895	53.578 ug/l	97
84) Hexachlorobutadiene	7.833	225	67695	56.337 ug/l	99
85) 1,2,4-Trichlorobenzene	7.844	180	105624	58.196 ug/l	99
86) Naphthalene	8.069	128	235493	57.703 ug/l	100
87) 1,2,3-Trichlorobenzene	8.195	180	94483	57.330 ug/l	100

(#)out of range (m)manual integration reviewed by analyst (+)signals summed

Quantitation Report (Not Reviewed)

Data Path : H:\V2019\CHEM31\11NOV\111519\
Data File : 1115_35.D
Acq On : 15 Nov 2019 9:43 pm
Operator :
Client ID : CE61965 LCS
Lab ID : CE61965 LCS
ALS Vial : 1 Sample Multiplier: 1

Quant Time: Nov 15 22:04:05 2019
Quant Method : H:\V2019\CHEM31\METHODS\VT-L111119.M
Quant Title : VOA Standards for 5 point calibration
QLast Update : Tue Nov 12 10:26:17 2019
Response via : Initial Calibration

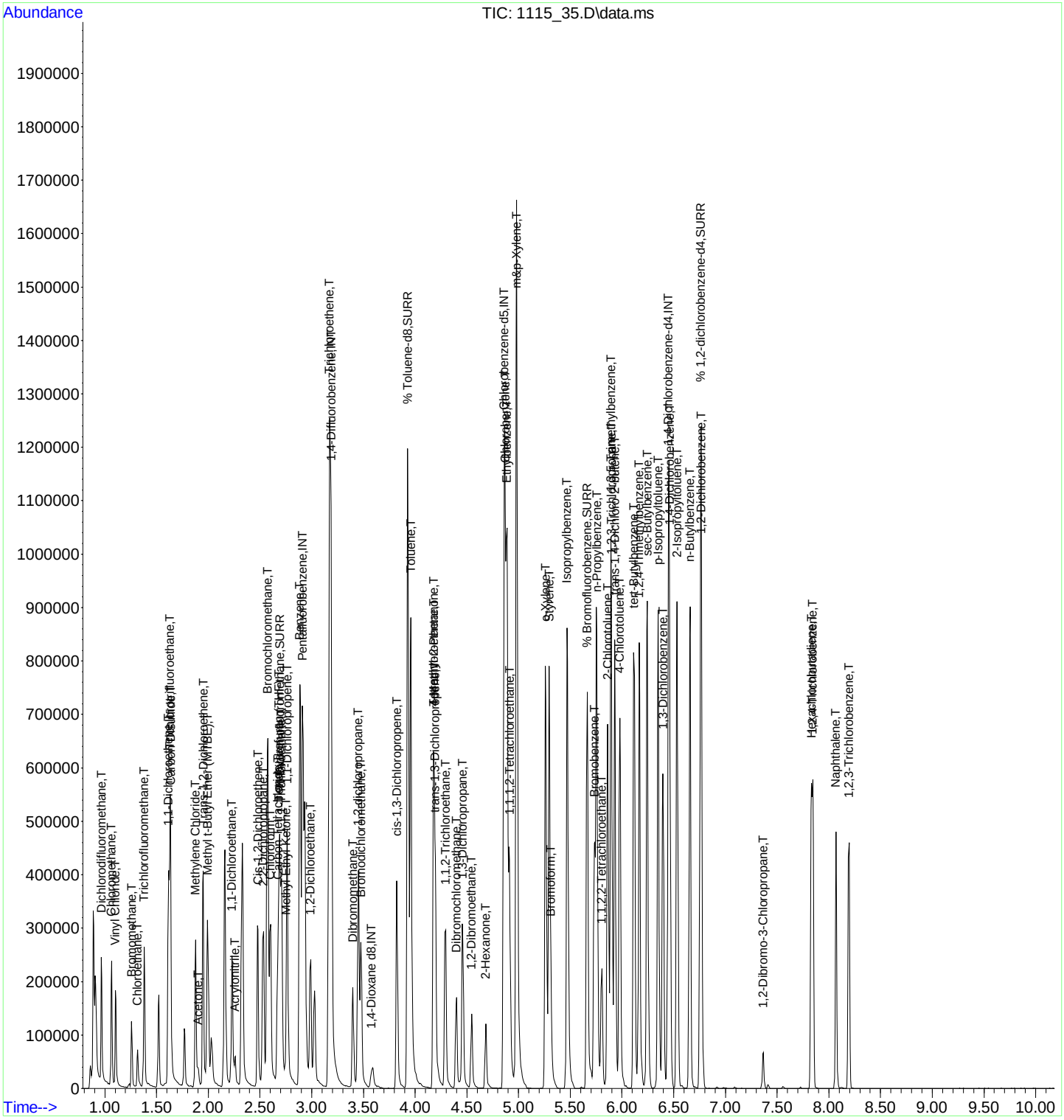

CLIENT ID

VOLATILE ORGANICS ANALYSIS DATA SHEET

CE61965 LCSD

Client: NETC Lab: Phoenix Env. Labs

SDG No.: GCE61964 Lab Sample ID: CE61965 LCSD

Sample wt/vol: 5 (g/mL) g Lab File ID: 1115_36.D

Level: (low/med/meth): Low Date Received: 11/15/19

% Moisture: n.a. Date Analyzed: 11/15/19

Instrument: CHEM31 Column: RTX-VMS Dilution Factor: 1

Purge Volume 5000 (uL) pH: n.a. Soil Aliquot Vol: 5000 (uL)

Matrix: (soil/water) Soil CONCENTRATION UNITS: (ug/L or ug/Kg) ug/Kg

CAS NO.	COMPOUND	CONC.	Q	MDL/LOD	RL/PQL	R
75-71-8	Dichlorodifluoromethane	67		0.50	0.50	r
74-87-3	Chloromethane	57		1.0	1.0	r
75-01-4	Vinyl Chloride	51		0.50	0.50	r
74-83-9	Bromomethane	65		2.0	2.0	r
75-00-3	Chloroethane	56		0.50	0.50	r
75-69-4	Trichlorofluoromethane	57		1.0	1.0	r
75-35-4	1,1-Dichloroethene	57		0.50	0.50	r
76-13-1	Trichlorotrifluoroethane	60		0.50	0.50	r
75-15-0	Carbon Disulfide	55		1.0	1.0	r
75-09-2	Methylene Chloride	45		5.0	5.0	r
67-64-1	Acetone	35		5.0	5.0	r
156-60-5	Trans-1,2-Dichloroethene	53		0.50	0.50	r
1634-04-4	Methyl t-Butyl Ether (MTBE)	55		1.0	1.0	r
75-34-3	1,1-Dichloroethane	51		1.0	1.0	r
107-13-1	Acrylonitrile	51		1.0	1.0	r
156-59-2	Cis-1,2-Dichloroethene	50		0.50	0.50	r
594-20-7	2,2-Dichloropropane	53		0.50	0.50	r
74-97-5	Bromochloromethane	53		0.50	0.50	r
67-66-3	Chloroform	50		0.50	0.50	r
56-23-5	Carbon Tetrachloride	51		1.0	1.0	r
109-99-9	Tetrahydrofuran (THF)	120		2.5	2.5	r
71-55-6	1,1,1-Trichloroethane	53		0.50	0.50	r
78-93-3	Methyl Ethyl Ketone	48		5.0	5.0	r
563-58-6	1,1-Dichloropropene	54		0.50	0.50	r
71-43-2	Benzene	53		0.50	0.50	r
107-06-2	1,2-Dichloroethane	52		0.50	0.50	r
79-01-6	Trichloroethene	53		0.50	0.50	r
74-95-3	Dibromomethane	52		1.0	1.0	r
78-87-5	1,2-dichloropropane	52		1.0	1.0	r
75-27-4	Bromodichloromethane	53		1.0	1.0	r
10061-01-5	cis-1,3-Dichloropropene	54		0.50	0.50	r
108-88-3	Toluene	53		0.50	0.50	r
108-10-1	4-Methyl-2-Pentanone	53		5.0	5.0	r
127-18-4	Tetrachloroethene	54		1.0	1.0	r
10061-02-6	trans-1,3-Dichloropropene	54		0.50	0.50	r
79-00-5	1,1,2-Trichloroethane	52		1.0	1.0	r

FORM I VOA

r=Result Reported U=Not Detected D=Reported Dilution E/J=Estimated Value X=Not Used S=Lab Solvent

CLIENT ID

VOLATILE ORGANICS ANALYSIS DATA SHEET

CE61965 LCSD

Client: NETC Lab: Phoenix Env. Labs

SDG No.: GCE61964 Lab Sample ID: CE61965 LCSD

Sample wt/vol: 5 (g/mL) g Lab File ID: 1115_36.D

Level: (low/med/meth): Low Date Received: 11/15/19

% Moisture: n.a. Date Analyzed: 11/15/19

Instrument: CHEM31 Column: RTX-VMS Dilution Factor: 1

Purge Volume 5000 (uL) pH: n.a. Soil Aliquot Vol: 5000 (uL)

Matrix: (soil/water) Soil CONCENTRATION UNITS: (ug/L or ug/Kg) ug/Kg

CAS NO.	COMPOUND	CONC.	Q	MDL/LOD	RL/PQL	R
124-48-1	Dibromochloromethane	56		1.0	1.0	r
142-28-9	1,3-Dichloropropane	52		1.0	1.0	r
106-93-4	1,2-Dibromoethane	54		0.50	0.50	r
591-78-6	2-Hexanone	49		5.0	5.0	r
108-90-7	Chlorobenzene	53		0.50	0.50	r
100-41-4	Ethylbenzene	54		0.50	0.50	r
630-20-6	1,1,1,2-Tetrachloroethane	56		1.0	1.0	r
179601-23-1	m&p-Xylene	110		1.0	1.0	r
95-47-6	o-Xylene	55		1.0	1.0	r
100-42-5	Styrene	55		0.50	0.50	r
75-25-2	Bromoform	56		1.0	1.0	r
98-82-8	Isopropylbenzene	53		0.50	0.50	r
108-86-1	Bromobenzene	53		0.50	0.50	r
103-65-1	n-Propylbenzene	54		1.0	1.0	r
79-34-5	1,1,2,2-Tetrachloroethane	53		1.0	1.0	r
95-49-8	2-Chlorotoluene	54		1.0	1.0	r
108-67-8	1,3,5-Trimethylbenzene	55		0.50	0.50	r
96-18-4	1,2,3-Trichloropropane	51		0.50	0.50	r
110-57-6	trans-1,4-Dichloro-2-butene	290		2.5	2.5	r
106-43-4	4-Chlorotoluene	52		0.50	0.50	r
98-06-6	tert-Butylbenzene	54		0.50	0.50	r
95-63-6	1,2,4-Trimethylbenzene	54		0.50	0.50	r
135-98-8	sec-Butylbenzene	57		0.50	0.50	r
99-87-6	p-Isopropyltoluene	54		0.50	0.50	r
541-73-1	1,3-Dichlorobenzene	53		0.50	0.50	r
106-46-7	1,4-Dichlorobenzene	51		0.50	0.50	r
527-84-4	2-Isopropyltoluene	58		0.50	0.50	r
104-51-8	n-Butylbenzene	53		0.50	0.50	r
95-50-1	1,2-Dichlorobenzene	51		0.50	0.50	r
96-12-8	1,2-Dibromo-3-Chloropropane	54		1.0	1.0	r
87-68-3	Hexachlorobutadiene	56		0.50	0.50	r
120-82-1	1,2,4-Trichlorobenzene	57		1.0	1.0	r
91-20-3	Naphthalene	58		1.0	1.0	r
87-61-6	1,2,3-Trichlorobenzene	57		1.0	1.0	r

FORM I VOA

r=Result Reported U=Not Detected D=Reported Dilution E/J=Estimated Value X=Not Used S=Lab Solvent

Quantitation Report (QT Reviewed)

Data Path : H:\V2019\CHEM31\11NOV\111519\
Data File : 1115_36.D
Acq On : 15 Nov 2019 10:05 pm
Operator :
Client ID : CE61965 LCSD
Lab ID : CE61965 LCSD
ALS Vial : 1 Sample Multiplier: 1

Quant Time: Nov 16 08:59:33 2019
Quant Method : H:\V2019\CHEM31\Methods\VT-L111119.M
Quant Title : VOA Standards for 5 point calibration
QLast Update : Tue Nov 12 10:26:17 2019
Response via : Initial Calibration

Compound	R.T.	QIon	Response	Conc	Units	Dev(Min)
Internal Standards						
1) Pentafluorobenzene	2.910	168	291552	50.000	ug/l	-0.01
33) 1,4-Difluorobenzene	3.188	114	463700	50.000	ug/l	0.00
50) Chlorobenzene-d5	4.861	117	386115	50.000	ug/l	0.00
63) 1,4-Dichlorobenzene-d4	6.449	152	180422	50.000	ug/l	0.00
88) 1,4-Dioxane d8	3.571	96	12248	500.000	ug/l	0.00
System Monitoring Compounds						
31) % Dibromofluoromethane	2.690	192	20098	49.827	ug/l	0.00
Spiked Amount 50.000	Range 70 - 130		Recovery = 99.66%			
45) % Toluene-d8	3.928	98	559715	49.320	ug/l	0.00
Spiked Amount 50.000	Range 70 - 130		Recovery = 98.64%			
62) % Bromofluorobenzene	5.663	95	197407	51.831	ug/l	0.00
Spiked Amount 50.000	Range 70 - 130		Recovery = 103.66%			
64) % 1,2-dichlorobenzene-d4	6.759	152	158764	49.718	ug/l	0.00
Spiked Amount 50.000	Range 70 - 130		Recovery = 99.44%			
Target Compounds						Qvalue
2) Dichlorodifluoromethane	0.965	85	118775	67.334	ug/l	99
3) Chloromethane	1.065	50	139028	57.436	ug/l	99
4) Vinyl Chloride	1.107	62	104535	50.873	ug/l	99
5) Bromomethane	1.259	94	35314	65.272	ug/l	100
6) Chloroethane	1.316	64	41154	56.402	ug/l	98
7) Trichlorofluoromethane	1.379	101	130080	57.269	ug/l	97
9) 1,1-Dichloroethene	1.615	96	74090	56.623	ug/l	97
10) Trichlorotrifluoroethane	1.631	151	60648	60.275	ug/l	93
11) Carbon Disulfide	1.636	76	235696	54.667	ug/l	100
13) Methylene Chloride	1.877	84	71220	45.020	ug/l	94
14) Acetone	1.904	43	17322	34.566	ug/l	94
15) Trans-1,2-Dichloroethene	1.951	96	78330	53.245	ug/l	99
17) Methyl t-Butyl Ether (...	1.993	73	191573	55.339	ug/l	88
19) 1,1-Dichloroethane	2.229	63	148601	51.144	ug/l	99
20) Acrylonitrile	2.260	53	21395	51.004	ug/l	97
23) Cis-1,2-Dichloroethene	2.480	96	77793	49.510	ug/l	98
24) 2,2-Dichloropropane	2.533	77	126542	52.831	ug/l	98
25) Bromochloromethane	2.575	128	33094	53.186	ug/l	90
27) Chloroform	2.601	83	141536	49.994	ug/l	99
28) Carbon Tetrachloride	2.674	117	94879	50.835	ug/l	98
29) Tetrahydrofuran (THF)	2.685	42	43748	119.251	ug/l	98
30) 1,1,1-Trichloroethane	2.706	97	135620	53.232	ug/l	98
32) Methyl Ethyl Ketone	2.753	43	38740	48.108	ug/l	100
34) 1,1-Dichloropropene	2.764	75	141255	53.920	ug/l	99
35) Benzene	2.884	78	422828	52.599	ug/l	99
37) 1,2-Dichloroethane	2.989	62	111417	51.735	ug/l	95
39) Trichloroethene	3.173	130	101312	53.225	ug/l	99
40) Dibromomethane	3.398	93	45623	52.208	ug/l	97
41) 1,2-dichloropropane	3.450	63	109518	52.206	ug/l	99
42) Bromodichloromethane	3.477	83	109276	53.455	ug/l	98
43) cis-1,3-Dichloropropene	3.823	75	147428	53.863	ug/l	99
44) Toluene	3.959	92	256502	53.350	ug/l	99
46) 4-Methyl-2-Pentanone	4.179	43	81531	52.794	ug/l	99
47) Tetrachloroethene	4.179	164	79375	54.091	ug/l	99
48) trans-1,3-Dichloropropene	4.195	75	123192	54.186	ug/l	99
49) 1,1,2-Trichloroethane	4.295	97	71072	52.099	ug/l	99
51) Dibromochloromethane	4.399	129	66675	56.048	ug/l	99
52) 1,3-Dichloropropane	4.457	76	130127	52.437	ug/l	99
53) 1,2-Dibromoethane	4.546	107	69419	53.994	ug/l	94

Quantitation Report (QT Reviewed)

Data Path : H:\V2019\CHEM31\11NOV\111519\
Data File : 1115_36.D
Acq On : 15 Nov 2019 10:05 pm
Operator :
Client ID : CE61965 LCSD
Lab ID : CE61965 LCSD
ALS Vial : 1 Sample Multiplier: 1

Quant Time: Nov 16 08:59:33 2019
Quant Method : H:\V2019\CHEM31\Methods\VT-L111119.M
Quant Title : VOA Standards for 5 point calibration
QLast Update : Tue Nov 12 10:26:17 2019
Response via : Initial Calibration

Compound	R.T.	QIon	Response	Conc Units	Dev(Min)
54) 2-Hexanone	4.683	43	56650	48.597 ug/l	98
55) Chlorobenzene	4.871	112	246597	53.118 ug/l	99
56) Ethylbenzene	4.887	106	152025	54.080 ug/l	97
57) 1,1,1,2-Tetrachloroethane	4.913	131	77027	56.400 ug/l	97
58) m&p-Xylene	4.981	106	354160	108.751 ug/l	98
59) o-Xylene	5.259	106	173585	55.486 ug/l	97
60) Styrene	5.296	104	275757	54.641 ug/l	97
61) Bromoform	5.312	173	32669	55.689 ug/l	98
65) Isopropylbenzene	5.469	120	121750	53.029 ug/l	99
66) Bromobenzene	5.731	156	92718	52.660 ug/l	99
67) n-Propylbenzene	5.757	120	123756	53.732 ug/l	95
68) 1,1,2,2-Tetrachloroethane	5.805	83	82734	52.585 ug/l	99
69) 2-Chlorotoluene	5.862	126	99080	53.522 ug/l	95
70) 1,3,5-Trimethylbenzene	5.894	105	364464	55.063 ug/l	100
71) 1,2,3-Trichloropropane	5.899	75	67531	50.908 ug/l	97
72) trans-1,4-Dichloro-2-b...	5.930	75	145675	290.647 ug/l	91
73) 4-Chlorotoluene	5.978	126	99591	51.941 ug/l	100
74) tert-Butylbenzene	6.114	119	314313	54.191 ug/l	97
75) 1,2,4-Trimethylbenzene	6.166	105	350792	54.368 ug/l	100
76) sec-Butylbenzene	6.245	105	492772	57.361 ug/l	99
77) p-Isopropyltoluene	6.350	119	385746	54.334 ug/l	98
78) 1,3-Dichlorobenzene	6.397	146	175015	52.578 ug/l	100
79) 1,4-Dichlorobenzene	6.460	146	167439	51.132 ug/l	99
80) 2-Isopropyltoluene	6.533	119	388636	57.914 ug/l	98
81) n-Butylbenzene	6.654	91	369640	53.335 ug/l	99
82) 1,2-Dichlorobenzene	6.769	146	153347	51.287 ug/l	99
83) 1,2-Dibromo-3-Chloropr...	7.367	155	9720	53.847 ug/l	97
84) Hexachlorobutadiene	7.828	225	65986	56.184 ug/l	100
85) 1,2,4-Trichlorobenzene	7.844	180	101197	57.046 ug/l	99
86) Naphthalene	8.070	128	232139	58.196 ug/l	100
87) 1,2,3-Trichlorobenzene	8.195	180	91402	56.743 ug/l	99

(#)out of range (m)manual integration reviewed by analyst (+)signals summed

Quantitation Report (QT Reviewed)

Data Path : H:\V2019\CHEM31\11NOV\111519\
Data File : 1115_36.D
Acq On : 15 Nov 2019 10:05 pm
Operator :
Client ID : CE61965 LCSD
Lab ID : CE61965 LCSD
ALS Vial : 1 Sample Multiplier: 1

Quant Time: Nov 16 08:59:33 2019
Quant Method : H:\V2019\CHEM31\Methods\VT-L111119.M
Quant Title : VOA Standards for 5 point calibration
QLast Update : Tue Nov 12 10:26:17 2019
Response via : Initial Calibration

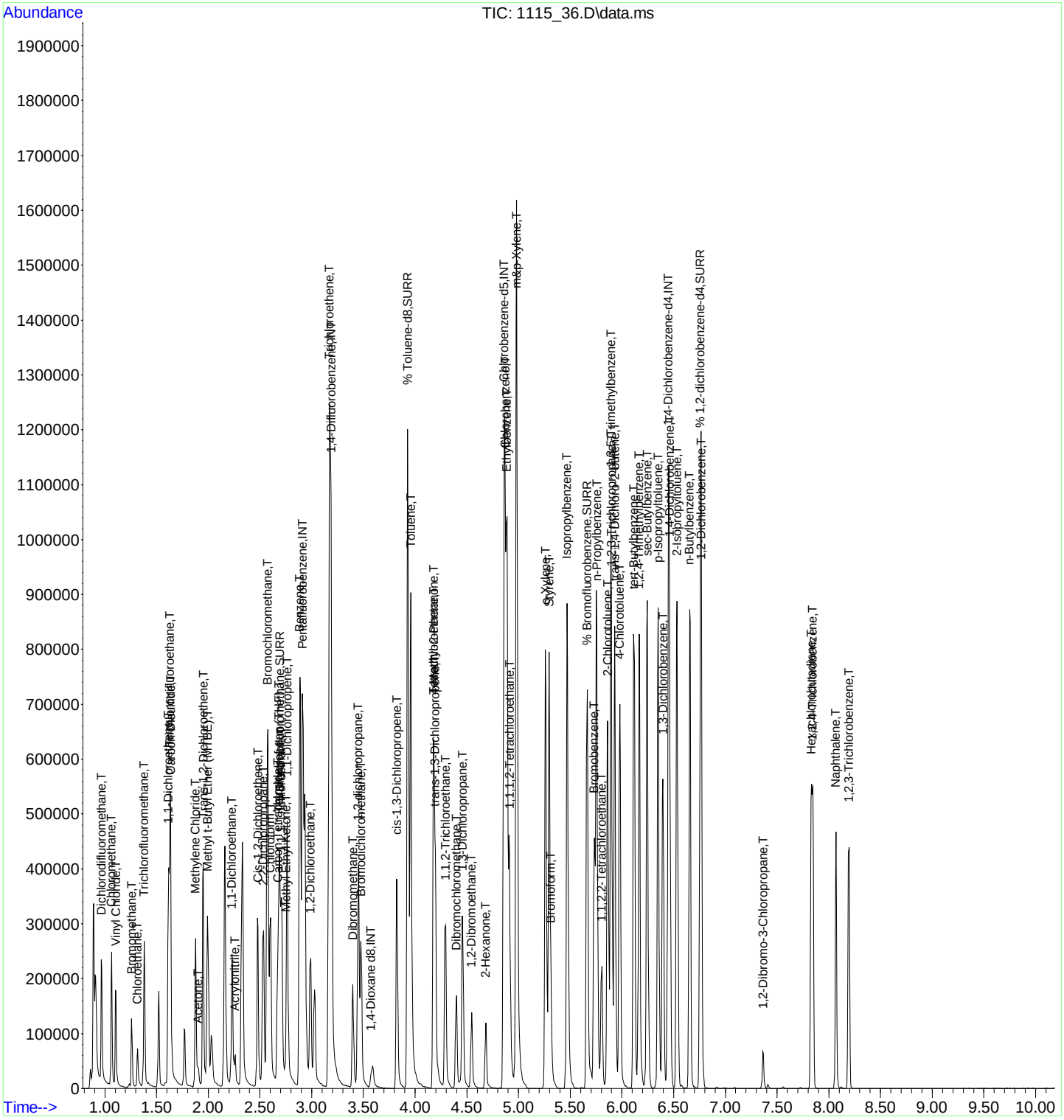

1

VOLATILE ORGANICS ANALYSIS DATA SHEET

CLIENT ID

GRAB-1 MS

Client: NETC Lab: Phoenix Env. Labs

SDG No.: GCE61964 Lab Sample ID: CE61965 MS

Sample wt/vol: 5 (g/mL) g Lab File ID: 1115_63.D

Level: (low/med/meth): Low Date Received: 11/15/19

% Moisture: 4 Date Analyzed: 11/16/19

Instrument: CHEM31 Column: RTX-VMS Dilution Factor: 1

Purge Volume 5000 (uL) pH: n.a. Soil Aliquot Vol: 5000 (uL)

Matrix: (soil/water) Soil CONCENTRATION UNITS: (ug/L or ug/Kg) ug/Kg

CAS NO.	COMPOUND	CONC.	Q	MDL/LOD	RL/PQL	R
75-71-8	Dichlorodifluoromethane	67		0.52	0.52	r
74-87-3	Chloromethane	55		1.0	1.0	r
75-01-4	Vinyl Chloride	53		0.52	0.52	r
74-83-9	Bromomethane	60		2.1	2.1	r
75-00-3	Chloroethane	31		0.52	0.52	r
75-69-4	Trichlorofluoromethane	50		1.0	1.0	r
75-35-4	1,1-Dichloroethene	55		0.52	0.52	r
76-13-1	Trichlorotrifluoroethane	62		0.52	0.52	r
75-15-0	Carbon Disulfide	50		1.0	1.0	r
75-09-2	Methylene Chloride	40		5.2	5.2	r
67-64-1	Acetone	46		5.2	5.2	r
156-60-5	Trans-1,2-Dichloroethene	48		0.52	0.52	r
1634-04-4	Methyl t-Butyl Ether (MTBE)	54		1.0	1.0	r
75-34-3	1,1-Dichloroethane	49		1.0	1.0	r
107-13-1	Acrylonitrile	48		1.0	1.0	r
156-59-2	Cis-1,2-Dichloroethene	48		0.52	0.52	r
594-20-7	2,2-Dichloropropane	50		0.52	0.52	r
74-97-5	Bromochloromethane	48		0.52	0.52	r
67-66-3	Chloroform	47		0.52	0.52	r
56-23-5	Carbon Tetrachloride	48		1.0	1.0	r
109-99-9	Tetrahydrofuran (THF)	120		2.6	2.6	r
71-55-6	1,1,1-Trichloroethane	54		0.52	0.52	r
78-93-3	Methyl Ethyl Ketone	42		5.2	5.2	r
563-58-6	1,1-Dichloropropene	52		0.52	0.52	r
71-43-2	Benzene	50		0.52	0.52	r
107-06-2	1,2-Dichloroethane	45		0.52	0.52	r
79-01-6	Trichloroethene	50		0.52	0.52	r
74-95-3	Dibromomethane	45		1.0	1.0	r
78-87-5	1,2-dichloropropane	48		1.0	1.0	r
75-27-4	Bromodichloromethane	47		1.0	1.0	r
10061-01-5	cis-1,3-Dichloropropene	44		0.52	0.52	r
108-88-3	Toluene	49		0.52	0.52	r
108-10-1	4-Methyl-2-Pentanone	47		5.2	5.2	r
127-18-4	Tetrachloroethene	52		1.0	1.0	r
10061-02-6	trans-1,3-Dichloropropene	40		0.52	0.52	r
79-00-5	1,1,2-Trichloroethane	46		1.0	1.0	r

FORM I VOA

r=Result Reported U=Not Detected D=Reported Dilution E/J=Estimated Value X=Not Used S=Lab Solvent

VOLATILE ORGANICS ANALYSIS DATA SHEET

CLIENT ID

GRAB-1 MS

Client: NETC Lab: Phoenix Env. Labs

SDG No.: GCE61964 Lab Sample ID: CE61965 MS

Sample wt/vol: 5 (g/mL) g Lab File ID: 1115_63.D

Level: (low/med/meth): Low Date Received: 11/15/19

% Moisture: 4 Date Analyzed: 11/16/19

Instrument: CHEM31 Column: RTX-VMS Dilution Factor: 1

Purge Volume 5000 (uL) pH: n.a. Soil Aliquot Vol: 5000 (uL)

Matrix: (soil/water) Soil CONCENTRATION UNITS: (ug/L or ug/Kg) ug/Kg

CAS NO.	COMPOUND	CONC.	Q	MDL/LOD	RL/PQL	R
124-48-1	Dibromochloromethane	47		1.0	1.0	r
142-28-9	1,3-Dichloropropane	44		1.0	1.0	r
106-93-4	1,2-Dibromoethane	43		0.52	0.52	r
591-78-6	2-Hexanone	38		5.2	5.2	r
108-90-7	Chlorobenzene	44		0.52	0.52	r
100-41-4	Ethylbenzene	50		0.52	0.52	r
630-20-6	1,1,1,2-Tetrachloroethane	51		1.0	1.0	r
179601-23-1	m&p-Xylene	99		1.0	1.0	r
95-47-6	o-Xylene	50		1.0	1.0	r
100-42-5	Styrene	43		0.52	0.52	r
75-25-2	Bromoform	43		1.0	1.0	r
98-82-8	Isopropylbenzene	50		0.52	0.52	r
108-86-1	Bromobenzene	41		0.52	0.52	r
103-65-1	n-Propylbenzene	49		1.0	1.0	r
79-34-5	1,1,2,2-Tetrachloroethane	45		1.0	1.0	r
95-49-8	2-Chlorotoluene	45		1.0	1.0	r
108-67-8	1,3,5-Trimethylbenzene	50		0.52	0.52	r
96-18-4	1,2,3-Trichloropropane	43		0.52	0.52	r
110-57-6	trans-1,4-Dichloro-2-butene	190		2.6	2.6	r
106-43-4	4-Chlorotoluene	41		0.52	0.52	r
98-06-6	tert-Butylbenzene	52		0.52	0.52	r
95-63-6	1,2,4-Trimethylbenzene	47		0.52	0.52	r
135-98-8	sec-Butylbenzene	54		0.52	0.52	r
99-87-6	p-Isopropyltoluene	50		0.52	0.52	r
541-73-1	1,3-Dichlorobenzene	39		0.52	0.52	r
106-46-7	1,4-Dichlorobenzene	36		0.52	0.52	r
527-84-4	2-Isopropyltoluene	54		0.52	0.52	r
104-51-8	n-Butylbenzene	47		0.52	0.52	r
95-50-1	1,2-Dichlorobenzene	37		0.52	0.52	r
96-12-8	1,2-Dibromo-3-Chloropropane	41		1.0	1.0	r
87-68-3	Hexachlorobutadiene	52		0.52	0.52	r
120-82-1	1,2,4-Trichlorobenzene	36		1.0	1.0	r
91-20-3	Naphthalene	37		1.0	1.0	r
87-61-6	1,2,3-Trichlorobenzene	36		1.0	1.0	r

FORM I VOA

r=Result Reported U=Not Detected D=Reported Dilution E/J=Estimated Value X=Not Used S=Lab Solvent

Quantitation Report (QT Reviewed)

Data Path : H:\V2019\CHEM31\11NOV\111519\
Data File : 1115_63.D
Acq On : 16 Nov 2019 7:53 am
Operator :
Client ID : GRAB-1 MS
Lab ID : CE61965 MS
ALS Vial : 1 Sample Multiplier: 1

Quant Time: Nov 16 09:01:26 2019
Quant Method : H:\V2019\CHEM31\Methods\VT-L111119.M
Quant Title : VOA Standards for 5 point calibration
QLast Update : Tue Nov 12 10:26:17 2019
Response via : Initial Calibration

Compound	R.T.	QIon	Response	Conc	Units	Dev(Min)
Internal Standards						
1) Pentafluorobenzene	2.905	168	311726	50.000	ug/l	-0.02
33) 1,4-Difluorobenzene	3.183	114	494674	50.000	ug/l	-0.01
50) Chlorobenzene-d5	4.855	117	413682	50.000	ug/l	-0.01
63) 1,4-Dichlorobenzene-d4	6.444	152	194337	50.000	ug/l	-0.01
88) 1,4-Dioxane d8	3.571	96	12290	500.000	ug/l	0.00
System Monitoring Compounds						
31) % Dibromofluoromethane	2.685	192	21974	50.952	ug/l	-0.01
Spiked Amount 50.000	Range 70 - 130		Recovery = 101.90%			
45) % Toluene-d8	3.922	98	591427	48.851	ug/l	-0.01
Spiked Amount 50.000	Range 70 - 130		Recovery = 97.70%			
62) % Bromofluorobenzene	5.658	95	211936	51.937	ug/l	-0.01
Spiked Amount 50.000	Range 70 - 130		Recovery = 103.88%			
64) % 1,2-dichlorobenzene-d4	6.753	152	173649	50.486	ug/l	-0.01
Spiked Amount 50.000	Range 70 - 130		Recovery = 100.98%			
Target Compounds						Qvalue
2) Dichlorodifluoromethane	0.965	85	120772	64.035	ug/l	98
3) Chloromethane	1.059	50	136493	52.739	ug/l	100
4) Vinyl Chloride	1.101	62	111149	50.591	ug/l	100
5) Bromomethane	1.253	94	33332	57.622	ug/l	99
6) Chloroethane	1.306	64	23372	29.958	ug/l	98
7) Trichlorofluoromethane	1.369	101	115558	47.583	ug/l	100
9) 1,1-Dichloroethene	1.610	96	73326	52.412	ug/l	97
10) Trichlorotrifluoroethane	1.620	151	63644	59.159	ug/l	93
11) Carbon Disulfide	1.626	76	219821	47.685	ug/l	100
13) Methylene Chloride	1.872	84	65690	38.837	ug/l	93
14) Acetone	1.898	43	23484	43.830	ug/l	100
15) Trans-1,2-Dichloroethene	1.940	96	72805	46.286	ug/l	99
17) Methyl t-Butyl Ether (...	1.987	73	191802	51.819	ug/l	87
19) 1,1-Dichloroethane	2.223	63	146214	47.066	ug/l	98
20) Acrylonitrile	2.255	53	20693	46.138	ug/l	98
23) Cis-1,2-Dichloroethene	2.470	96	77433	46.091	ug/l	92
24) 2,2-Dichloropropane	2.522	77	123752	48.322	ug/l	98
25) Bromochloromethane	2.564	128	30345	45.612	ug/l	90
27) Chloroform	2.596	83	136364	45.050	ug/l	99
28) Carbon Tetrachloride	2.664	117	91002	45.602	ug/l	99
29) Tetrahydrofuran (THF)	2.680	42	44847	114.335	ug/l	92
30) 1,1,1-Trichloroethane	2.701	97	142125	52.175	ug/l	98
32) Methyl Ethyl Ketone	2.748	43	34642	40.235	ug/l	95
34) 1,1-Dichloropropene	2.758	75	140003	50.096	ug/l	99
35) Benzene	2.879	78	408899	47.681	ug/l	100
37) 1,2-Dichloroethane	2.978	62	99219	43.187	ug/l	94
39) Trichloroethene	3.167	130	97153	47.844	ug/l	99
40) Dibromomethane	3.387	93	40508	43.452	ug/l	97
41) 1,2-dichloropropane	3.445	63	103668	46.323	ug/l	100
42) Bromodichloromethane	3.471	83	99374	45.567	ug/l	100
43) cis-1,3-Dichloropropene	3.817	75	123342	42.242	ug/l	100
44) Toluene	3.954	92	239222	46.640	ug/l	99
46) 4-Methyl-2-Pentanone	4.174	43	74473	45.204	ug/l	97
47) Tetrachloroethene	4.174	164	78270	49.998	ug/l	99
48) trans-1,3-Dichloropropene	4.190	75	92935	38.318	ug/l	99
49) 1,1,2-Trichloroethane	4.284	97	64455	44.290	ug/l	96
51) Dibromochloromethane	4.389	129	56992	44.716	ug/l	99
52) 1,3-Dichloropropane	4.452	76	111530	41.948	ug/l	99
53) 1,2-Dibromoethane	4.541	107	57478	41.728	ug/l	96

Quantitation Report (QT Reviewed)

Data Path : H:\V2019\CHEM31\11NOV\111519\
Data File : 1115_63.D
Acq On : 16 Nov 2019 7:53 am
Operator :
Client ID : GRAB-1 MS
Lab ID : CE61965 MS
ALS Vial : 1 Sample Multiplier: 1

Quant Time: Nov 16 09:01:26 2019
Quant Method : H:\V2019\CHEM31\Methods\VT-L111119.M
Quant Title : VOA Standards for 5 point calibration
QLast Update : Tue Nov 12 10:26:17 2019
Response via : Initial Calibration

Compound	R.T.	QIon	Response	Conc Units	Dev(Min)
54) 2-Hexanone	4.677	43	45322	36.289 ug/l	99
55) Chlorobenzene	4.866	112	209936	42.208 ug/l	97
56) Ethylbenzene	4.882	106	143664	47.700 ug/l	99
57) 1,1,1,2-Tetrachloroethane	4.903	131	72077	49.259 ug/l	100
58) m&p-Xylene	4.976	106	331085	94.891 ug/l	98
59) o-Xylene	5.254	106	161157	48.080 ug/l	98
60) Styrene	5.291	104	223775	41.386 ug/l	97
61) Bromoform	5.306	173	26215	41.709 ug/l	99
65) Isopropylbenzene	5.464	120	119620	48.371 ug/l	100
66) Bromobenzene	5.726	156	74501	39.284 ug/l	100
67) n-Propylbenzene	5.747	120	116262	46.864 ug/l	95
68) 1,1,2,2-Tetrachloroethane	5.799	83	72891	43.012 ug/l	100
69) 2-Chlorotoluene	5.857	126	85787	43.023 ug/l	96
70) 1,3,5-Trimethylbenzene	5.888	105	341328	47.875 ug/l	100
71) 1,2,3-Trichloropropane	5.894	75	59145	41.393 ug/l	95
72) trans-1,4-Dichloro-2-b...	5.925	75	97222	180.086 ug/l	92
73) 4-Chlorotoluene	5.972	126	80751	39.100 ug/l	100
74) tert-Butylbenzene	6.109	119	310475	49.696 ug/l	97
75) 1,2,4-Trimethylbenzene	6.161	105	314690	45.280 ug/l	100
76) sec-Butylbenzene	6.240	105	481696	52.057 ug/l	100
77) p-Isopropyltoluene	6.344	119	368096	48.136 ug/l	98
78) 1,3-Dichlorobenzene	6.392	146	132832	37.048 ug/l	100
79) 1,4-Dichlorobenzene	6.455	146	122575	34.752 ug/l	100
80) 2-Isopropyltoluene	6.523	119	373911	51.730 ug/l	98
81) n-Butylbenzene	6.649	91	336968	45.139 ug/l	99
82) 1,2-Dichlorobenzene	6.764	146	113270	35.171 ug/l	99
83) 1,2-Dibromo-3-Chloropr...	7.362	155	7616	39.170 ug/l	95
84) Hexachlorobutadiene	7.823	225	63453	50.159 ug/l	99
85) 1,2,4-Trichlorobenzene	7.839	180	66726	34.921 ug/l	97
86) Naphthalene	8.064	128	154112	35.869 ug/l	99
87) 1,2,3-Trichlorobenzene	8.190	180	59503	34.295 ug/l	99

(#)out of range (m)manual integration reviewed by analyst (+)signals summed

Quantitation Report (QT Reviewed)

Data Path : H:\V2019\CHEM31\11NOV\111519\
Data File : 1115_63.D
Acq On : 16 Nov 2019 7:53 am
Operator :
Client ID : GRAB-1 MS
Lab ID : CE61965 MS
ALS Vial : 1 Sample Multiplier: 1

Quant Time: Nov 16 09:01:26 2019
Quant Method : H:\V2019\CHEM31\Methods\VT-L111119.M
Quant Title : VOA Standards for 5 point calibration
QLast Update : Tue Nov 12 10:26:17 2019
Response via : Initial Calibration

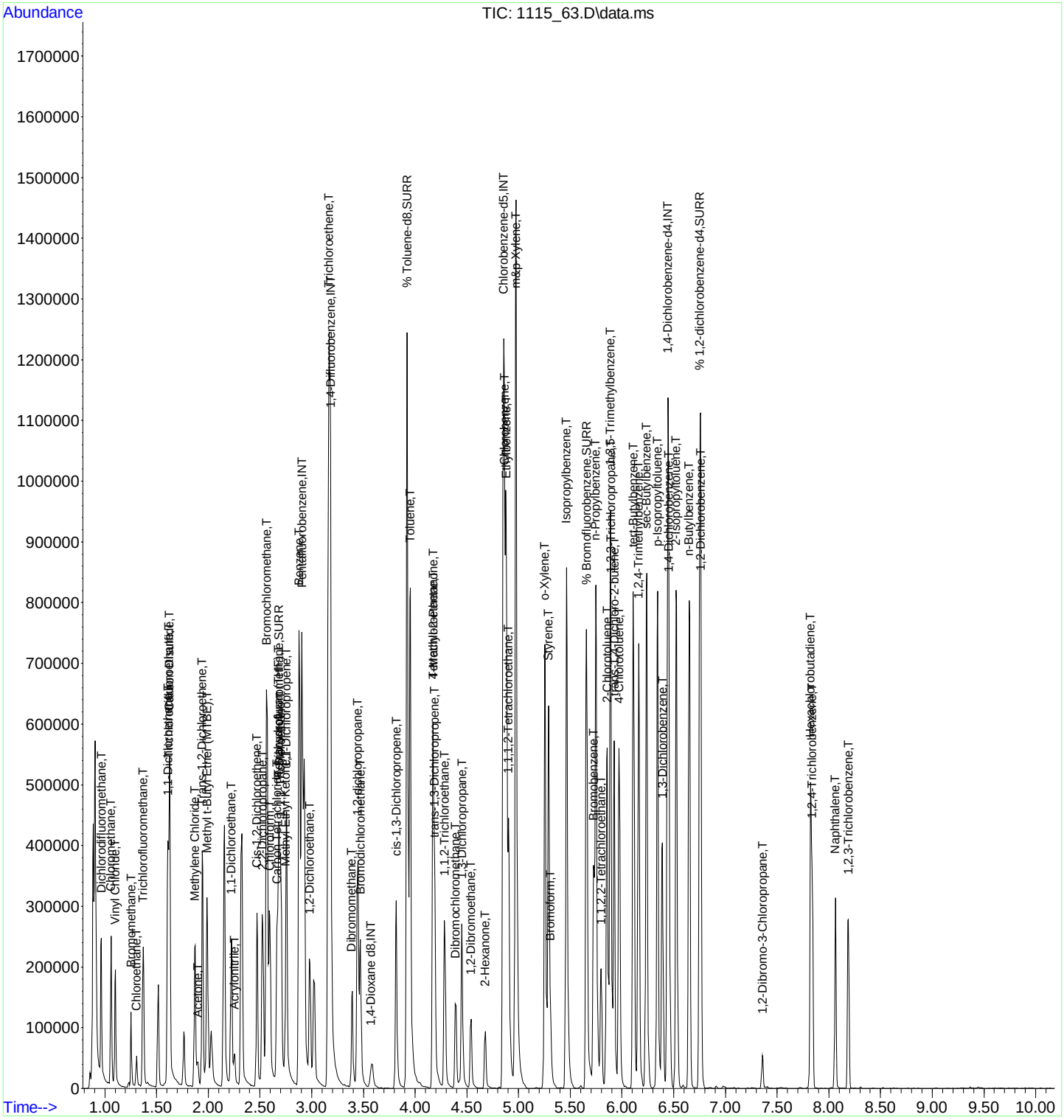

VOLATILE ORGANICS ANALYSIS DATA SHEET

CLIENT ID

GRAB-1 MSD

Client: NETC Lab: Phoenix Env. Labs

SDG No.: GCE61964 Lab Sample ID: CE61965 MSD

Sample wt/vol: 5 (g/mL) g Lab File ID: 1115_64.D

Level: (low/med/meth): Low Date Received: 11/15/19

% Moisture: 4 Date Analyzed: 11/16/19

Instrument: CHEM31 Column: RTX-VMS Dilution Factor: 1

Purge Volume 5000 (uL) pH: n.a. Soil Aliquot Vol: 5000 (uL)

Matrix: (soil/water) Soil CONCENTRATION UNITS: (ug/L or ug/Kg) ug/Kg

CAS NO.	COMPOUND	CONC.	Q	MDL/LOD	RL/PQL	R
75-71-8	Dichlorodifluoromethane	67		0.52	0.52	r
74-87-3	Chloromethane	56		1.0	1.0	r
75-01-4	Vinyl Chloride	55		0.52	0.52	r
74-83-9	Bromomethane	61		2.1	2.1	r
75-00-3	Chloroethane	26		0.52	0.52	r
75-69-4	Trichlorofluoromethane	44		1.0	1.0	r
75-35-4	1,1-Dichloroethene	55		0.52	0.52	r
76-13-1	Trichlorotrifluoroethane	62		0.52	0.52	r
75-15-0	Carbon Disulfide	50		1.0	1.0	r
75-09-2	Methylene Chloride	41		5.2	5.2	r
67-64-1	Acetone	58		5.2	5.2	r
156-60-5	Trans-1,2-Dichloroethene	49		0.52	0.52	r
1634-04-4	Methyl t-Butyl Ether (MTBE)	55		1.0	1.0	r
75-34-3	1,1-Dichloroethane	49		1.0	1.0	r
107-13-1	Acrylonitrile	48		1.0	1.0	r
156-59-2	Cis-1,2-Dichloroethene	49		0.52	0.52	r
594-20-7	2,2-Dichloropropane	51		0.52	0.52	r
74-97-5	Bromochloromethane	48		0.52	0.52	r
67-66-3	Chloroform	47		0.52	0.52	r
56-23-5	Carbon Tetrachloride	49		1.0	1.0	r
109-99-9	Tetrahydrofuran (THF)	130		2.6	2.6	r
71-55-6	1,1,1-Trichloroethane	57		0.52	0.52	r
78-93-3	Methyl Ethyl Ketone	43		5.2	5.2	r
563-58-6	1,1-Dichloropropene	52		0.52	0.52	r
71-43-2	Benzene	50		0.52	0.52	r
107-06-2	1,2-Dichloroethane	46		0.52	0.52	r
79-01-6	Trichloroethene	50		0.52	0.52	r
74-95-3	Dibromomethane	46		1.0	1.0	r
78-87-5	1,2-dichloropropane	49		1.0	1.0	r
75-27-4	Bromodichloromethane	47		1.0	1.0	r
10061-01-5	cis-1,3-Dichloropropene	44		0.52	0.52	r
108-88-3	Toluene	49		0.52	0.52	r
108-10-1	4-Methyl-2-Pentanone	47		5.2	5.2	r
127-18-4	Tetrachloroethene	52		1.0	1.0	r
10061-02-6	trans-1,3-Dichloropropene	39		0.52	0.52	r
79-00-5	1,1,2-Trichloroethane	46		1.0	1.0	r

FORM I VOA

r=Result Reported U=Not Detected D=Reported Dilution E/J=Estimated Value X=Not Used S=Lab Solvent

VOLATILE ORGANICS ANALYSIS DATA SHEET

CLIENT ID

GRAB-1 MSD

Client: NETC Lab: Phoenix Env. Labs

SDG No.: GCE61964 Lab Sample ID: CE61965 MSD

Sample wt/vol: 5 (g/mL) g Lab File ID: 1115_64.D

Level: (low/med/meth): Low Date Received: 11/15/19

% Moisture: 4 Date Analyzed: 11/16/19

Instrument: CHEM31 Column: RTX-VMS Dilution Factor: 1

Purge Volume 5000 (uL) pH: n.a. Soil Aliquot Vol: 5000 (uL)

Matrix: (soil/water) Soil CONCENTRATION UNITS: (ug/L or ug/Kg) ug/Kg

CAS NO.	COMPOUND	CONC.	Q	MDL/LOD	RL/PQL	R
124-48-1	Dibromochloromethane	47		1.0	1.0	r
142-28-9	1,3-Dichloropropane	44		1.0	1.0	r
106-93-4	1,2-Dibromoethane	43		0.52	0.52	r
591-78-6	2-Hexanone	37		5.2	5.2	r
108-90-7	Chlorobenzene	44		0.52	0.52	r
100-41-4	Ethylbenzene	49		0.52	0.52	r
630-20-6	1,1,1,2-Tetrachloroethane	52		1.0	1.0	r
179601-23-1	m&p-Xylene	99		1.0	1.0	r
95-47-6	o-Xylene	50		1.0	1.0	r
100-42-5	Styrene	43		0.52	0.52	r
75-25-2	Bromoform	45		1.0	1.0	r
98-82-8	Isopropylbenzene	50		0.52	0.52	r
108-86-1	Bromobenzene	40		0.52	0.52	r
103-65-1	n-Propylbenzene	48		1.0	1.0	r
79-34-5	1,1,2,2-Tetrachloroethane	44		1.0	1.0	r
95-49-8	2-Chlorotoluene	45		1.0	1.0	r
108-67-8	1,3,5-Trimethylbenzene	49		0.52	0.52	r
96-18-4	1,2,3-Trichloropropane	43		0.52	0.52	r
110-57-6	trans-1,4-Dichloro-2-butene	180		2.6	2.6	r
106-43-4	4-Chlorotoluene	40		0.52	0.52	r
98-06-6	tert-Butylbenzene	52		0.52	0.52	r
95-63-6	1,2,4-Trimethylbenzene	46		0.52	0.52	r
135-98-8	sec-Butylbenzene	54		0.52	0.52	r
99-87-6	p-Isopropyltoluene	49		0.52	0.52	r
541-73-1	1,3-Dichlorobenzene	38		0.52	0.52	r
106-46-7	1,4-Dichlorobenzene	36		0.52	0.52	r
527-84-4	2-Isopropyltoluene	53		0.52	0.52	r
104-51-8	n-Butylbenzene	46		0.52	0.52	r
95-50-1	1,2-Dichlorobenzene	37		0.52	0.52	r
96-12-8	1,2-Dibromo-3-Chloropropane	41		1.0	1.0	r
87-68-3	Hexachlorobutadiene	52		0.52	0.52	r
120-82-1	1,2,4-Trichlorobenzene	34		1.0	1.0	r
91-20-3	Naphthalene	34		1.0	1.0	r
87-61-6	1,2,3-Trichlorobenzene	33		1.0	1.0	r

FORM I VOA

r=Result Reported U=Not Detected D=Reported Dilution E/J=Estimated Value X=Not Used S=Lab Solvent

Quantitation Report (QT Reviewed)

Data Path : H:\V2019\CHEM31\11NOV\111519\
Data File : 1115_64.D
Acq On : 16 Nov 2019 8:15 am
Operator :
Client ID : GRAB-1 MSD
Lab ID : CE61965 MSD
ALS Vial : 1 Sample Multiplier: 1

Quant Time: Nov 16 09:01:29 2019
Quant Method : H:\V2019\CHEM31\Methods\VT-L111119.M
Quant Title : VOA Standards for 5 point calibration
QLast Update : Tue Nov 12 10:26:17 2019
Response via : Initial Calibration

Compound	R.T.	QIon	Response	Conc	Units	Dev(Min)
Internal Standards						
1) Pentafluorobenzene	2.905	168	306405	50.000	ug/l	-0.02
33) 1,4-Difluorobenzene	3.183	114	488709	50.000	ug/l	-0.01
50) Chlorobenzene-d5	4.855	117	407745	50.000	ug/l	-0.01
63) 1,4-Dichlorobenzene-d4	6.444	152	192609	50.000	ug/l	-0.01
88) 1,4-Dioxane d8	3.566	96	12908	500.000	ug/l	-0.01
System Monitoring Compounds						
31) % Dibromofluoromethane	2.685	192	23631	55.746	ug/l	-0.01
Spiked Amount 50.000	Range 70 - 130		Recovery = 111.50%			
45) % Toluene-d8	3.922	98	584066	48.832	ug/l	-0.01
Spiked Amount 50.000	Range 70 - 130		Recovery = 97.66%			
62) % Bromofluorobenzene	5.658	95	208694	51.887	ug/l	-0.01
Spiked Amount 50.000	Range 70 - 130		Recovery = 103.78%			
64) % 1,2-dichlorobenzene-d4	6.753	152	169390	49.689	ug/l	-0.01
Spiked Amount 50.000	Range 70 - 130		Recovery = 99.38%			
Target Compounds						Qvalue
2) Dichlorodifluoromethane	0.965	85	120051	64.758	ug/l	98
3) Chloromethane	1.059	50	137307	53.975	ug/l	99
4) Vinyl Chloride	1.101	62	113021	52.336	ug/l	99
5) Bromomethane	1.253	94	33038	58.105	ug/l	100
6) Chloroethane	1.306	64	19498	25.427	ug/l	96
7) Trichlorofluoromethane	1.369	101	101318	42.444	ug/l	99
9) 1,1-Dichloroethene	1.610	96	72336	52.602	ug/l	97
10) Trichlorotrifluoroethane	1.620	151	62437	59.045	ug/l	94
11) Carbon Disulfide	1.626	76	219196	48.375	ug/l	99
13) Methylene Chloride	1.872	84	65130	39.174	ug/l	93
14) Acetone	1.898	43	29100	55.255	ug/l	96
15) Trans-1,2-Dichloroethene	1.940	96	73070	47.261	ug/l	98
17) Methyl t-Butyl Ether (...	1.987	73	191545	52.649	ug/l	86
19) 1,1-Dichloroethane	2.223	63	144808	47.423	ug/l	100
20) Acrylonitrile	2.255	53	20353	46.168	ug/l	98
23) Cis-1,2-Dichloroethene	2.470	96	77004	46.632	ug/l	91
24) 2,2-Dichloropropane	2.528	77	123232	48.955	ug/l	98
25) Bromochloromethane	2.564	128	30189	46.166	ug/l	90
27) Chloroform	2.596	83	134437	45.185	ug/l	100
28) Carbon Tetrachloride	2.664	117	93113	47.470	ug/l	99
29) Tetrahydrofuran (THF)	2.685	42	48367	125.451	ug/l	98
30) 1,1,1-Trichloroethane	2.701	97	145467	54.329	ug/l	98
32) Methyl Ethyl Ketone	2.748	43	35211	41.606	ug/l	97
34) 1,1-Dichloropropene	2.758	75	138527	50.173	ug/l	99
35) Benzene	2.879	78	404373	47.729	ug/l	100
37) 1,2-Dichloroethane	2.984	62	99319	43.758	ug/l	95
39) Trichloroethene	3.167	130	95616	47.662	ug/l	98
40) Dibromomethane	3.387	93	40296	43.752	ug/l	95
41) 1,2-dichloropropane	3.445	63	104100	47.084	ug/l	99
42) Bromodichloromethane	3.471	83	97442	45.227	ug/l	97
43) cis-1,3-Dichloropropene	3.817	75	122814	42.574	ug/l	99
44) Toluene	3.954	92	237779	46.925	ug/l	98
46) 4-Methyl-2-Pentanone	4.174	43	73099	44.912	ug/l	98
47) Tetrachloroethene	4.174	164	76955	49.758	ug/l	99
48) trans-1,3-Dichloropropene	4.190	75	90294	37.683	ug/l	99
49) 1,1,2-Trichloroethane	4.284	97	63813	44.384	ug/l	96
51) Dibromochloromethane	4.389	129	57076	45.434	ug/l	100
52) 1,3-Dichloropropane	4.452	76	111840	42.677	ug/l	99
53) 1,2-Dibromoethane	4.541	107	56446	41.575	ug/l	95

Quantitation Report (QT Reviewed)

Data Path : H:\V2019\CHEM31\11NOV\111519\
Data File : 1115_64.D
Acq On : 16 Nov 2019 8:15 am
Operator :
Client ID : GRAB-1 MSD
Lab ID : CE61965 MSD
ALS Vial : 1 Sample Multiplier: 1

Quant Time: Nov 16 09:01:29 2019
Quant Method : H:\V2019\CHEM31\Methods\VT-L111119.M
Quant Title : VOA Standards for 5 point calibration
QLast Update : Tue Nov 12 10:26:17 2019
Response via : Initial Calibration

Compound	R.T.	QIon	Response	Conc Units	Dev(Min)
54) 2-Hexanone	4.677	43	44300	35.987 ug/l	95
55) Chlorobenzene	4.866	112	205545	41.927 ug/l	99
56) Ethylbenzene	4.882	106	140979	47.490 ug/l	96
57) 1,1,1,2-Tetrachloroethane	4.903	131	72063	49.966 ug/l	99
58) m&p-Xylene	4.976	106	326732	95.007 ug/l	97
59) o-Xylene	5.254	106	158720	48.043 ug/l	98
60) Styrene	5.291	104	220275	41.332 ug/l	96
61) Bromoform	5.306	173	26544	42.848 ug/l	98
65) Isopropylbenzene	5.464	120	117470	47.928 ug/l	99
66) Bromobenzene	5.726	156	72774	38.717 ug/l	99
67) n-Propylbenzene	5.747	120	112566	45.781 ug/l	97
68) 1,1,2,2-Tetrachloroethane	5.799	83	70558	42.008 ug/l	99
69) 2-Chlorotoluene	5.857	126	84583	42.800 ug/l	96
70) 1,3,5-Trimethylbenzene	5.888	105	334741	47.372 ug/l	99
71) 1,2,3-Trichloropropane	5.894	75	58070	41.006 ug/l	96
72) trans-1,4-Dichloro-2-b...	5.925	75	94561	176.728 ug/l	91
73) 4-Chlorotoluene	5.972	126	78819	38.507 ug/l	100
74) tert-Butylbenzene	6.109	119	306117	49.438 ug/l	97
75) 1,2,4-Trimethylbenzene	6.161	105	305177	44.305 ug/l	100
76) sec-Butylbenzene	6.240	105	473801	51.663 ug/l	100
77) p-Isopropyltoluene	6.344	119	358043	47.241 ug/l	98
78) 1,3-Dichlorobenzene	6.392	146	130342	36.680 ug/l	100
79) 1,4-Dichlorobenzene	6.455	146	119314	34.130 ug/l	99
80) 2-Isopropyltoluene	6.528	119	365052	50.957 ug/l	98
81) n-Butylbenzene	6.649	91	330188	44.628 ug/l	99
82) 1,2-Dichlorobenzene	6.764	146	112119	35.126 ug/l	98
83) 1,2-Dibromo-3-Chloropr...	7.362	155	7586	39.366 ug/l	96
84) Hexachlorobutadiene	7.823	225	62567	49.902 ug/l	99
85) 1,2,4-Trichlorobenzene	7.839	180	61523	32.487 ug/l	99
86) Naphthalene	8.064	128	138682	32.567 ug/l	99
87) 1,2,3-Trichlorobenzene	8.190	180	54715	31.818 ug/l	99

(#)out of range (m)manual integration reviewed by analyst (+)signals summed

Quantitation Report (QT Reviewed)

Data Path : H:\V2019\CHEM31\11NOV\111519\
Data File : 1115_64.D
Acq On : 16 Nov 2019 8:15 am
Operator :
Client ID : GRAB-1 MSD
Lab ID : CE61965 MSD
ALS Vial : 1 Sample Multiplier: 1

Quant Time: Nov 16 09:01:29 2019
Quant Method : H:\V2019\CHEM31\Methods\VT-L111119.M
Quant Title : VOA Standards for 5 point calibration
QLast Update : Tue Nov 12 10:26:17 2019
Response via : Initial Calibration

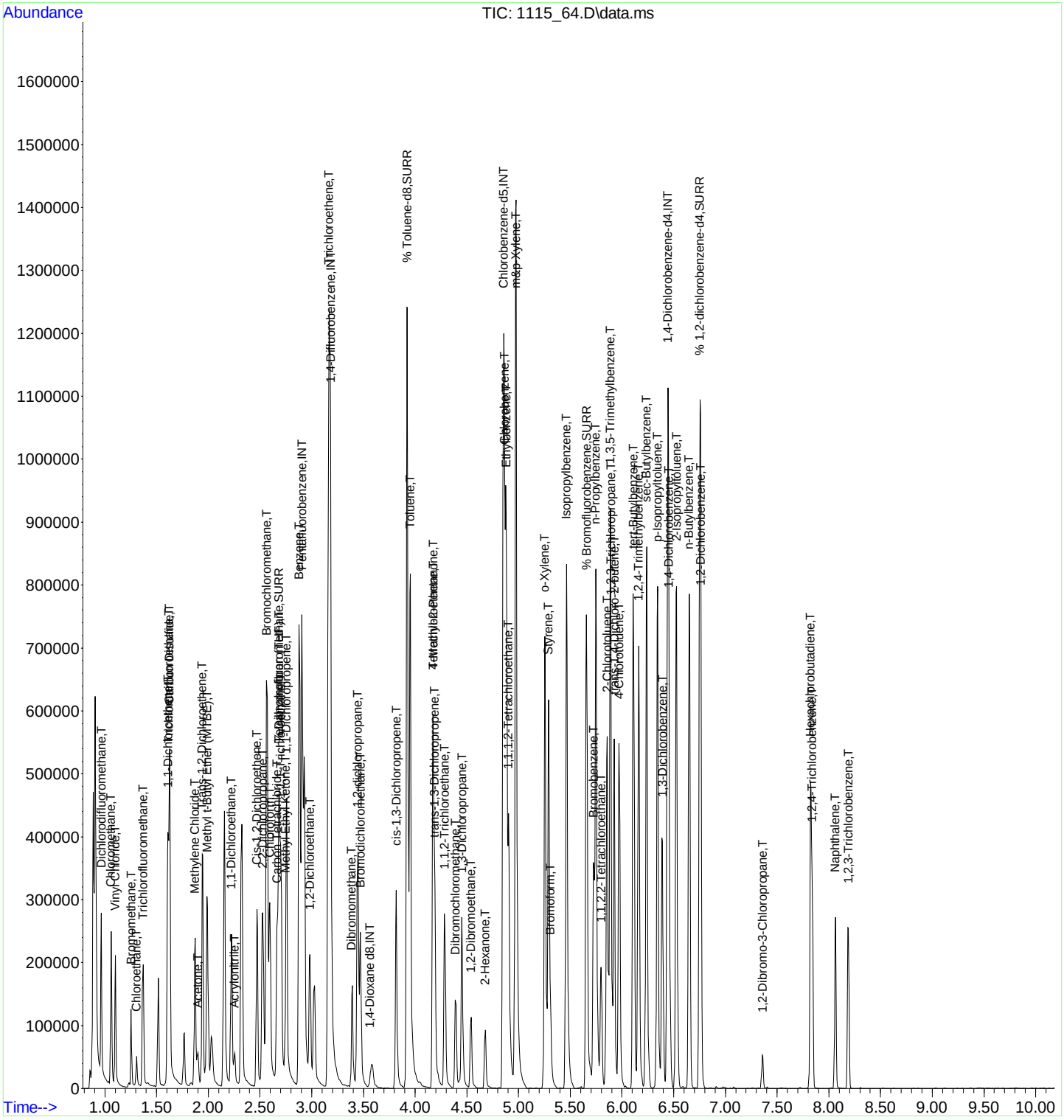

VOLATILE ORGANICS ANALYSIS DATA SHEET

CLIENT ID

CE61965 BLANK

Client: NETC Lab: Phoenix Env. Labs

SDG No.: GCE61964 Lab Sample ID: CE61965 BL

Sample wt/vol: 5 (g/mL) g Lab File ID: 1115_42.D

Level: (low/med/meth): Low Date Received: 11/15/19

% Moisture: n.a. Date Analyzed: 11/16/19

Instrument: CHEM31 Column: RTX-VMS Dilution Factor: 1

Purge Volume 5000 (uL) pH: n.a. Soil Aliquot Vol: 5000 (uL)

Matrix: (soil/water) Soil CONCENTRATION UNITS: (ug/L or ug/Kg) ug/Kg

CAS NO.	COMPOUND	CONC.	Q	MDL/LOD	RL/PQL	R
75-71-8	Dichlorodifluoromethane	5.0	U	0.50	5.0	r
74-87-3	Chloromethane	5.0	U	1.0	5.0	r
75-01-4	Vinyl Chloride	5.0	U	0.50	5.0	r
74-83-9	Bromomethane	5.0	U	2.0	5.0	r
75-00-3	Chloroethane	5.0	U	0.50	5.0	r
75-69-4	Trichlorofluoromethane	5.0	U	1.0	5.0	r
75-35-4	1,1-Dichloroethene	5.0	U	0.50	5.0	r
76-13-1	Trichlorotrifluoroethane	5.0	U	0.50	5.0	r
75-15-0	Carbon Disulfide	5.0	U	1.0	5.0	r
75-09-2	Methylene Chloride	5.0	U	5.0	5.0	r
67-64-1	Acetone	10	U	5.0	10	r
156-60-5	Trans-1,2-Dichloroethene	5.0	U	0.50	5.0	r
1634-04-4	Methyl t-Butyl Ether (MTBE)	1.0	U	1.0	1.0	r
75-34-3	1,1-Dichloroethane	5.0	U	1.0	5.0	r
107-13-1	Acrylonitrile	5.0	U	0.50	5.0	r
156-59-2	Cis-1,2-Dichloroethene	5.0	U	0.50	5.0	r
594-20-7	2,2-Dichloropropane	5.0	U	0.50	5.0	r
74-97-5	Bromochloromethane	5.0	U	0.50	5.0	r
67-66-3	Chloroform	5.0	U	0.50	5.0	r
56-23-5	Carbon Tetrachloride	5.0	U	1.0	5.0	r
109-99-9	Tetrahydrofuran (THF)	5.0	U	2.5	5.0	r
71-55-6	1,1,1-Trichloroethane	5.0	U	0.50	5.0	r
78-93-3	Methyl Ethyl Ketone	5.0	U	5.0	5.0	r
563-58-6	1,1-Dichloropropene	5.0	U	0.50	5.0	r
71-43-2	Benzene	1.0	U	0.50	1.0	r
107-06-2	1,2-Dichloroethane	5.0	U	0.50	5.0	r
79-01-6	Trichloroethene	5.0	U	0.50	5.0	r
74-95-3	Dibromomethane	5.0	U	1.0	5.0	r
78-87-5	1,2-dichloropropane	5.0	U	1.0	5.0	r
75-27-4	Bromodichloromethane	5.0	U	1.0	5.0	r
10061-01-5	cis-1,3-Dichloropropene	5.0	U	0.50	5.0	r
108-88-3	Toluene	1.0	U	0.50	1.0	r
108-10-1	4-Methyl-2-Pentanone	25	U	5.0	25	r
127-18-4	Tetrachloroethene	5.0	U	1.0	5.0	r
10061-02-6	trans-1,3-Dichloropropene	5.0	U	0.50	5.0	r
79-00-5	1,1,2-Trichloroethane	5.0	U	1.0	5.0	r

FORM I VOA

r=Result Reported U=Not Detected D=Reported Dilution E/J=Estimated Value X=Not Used S=Lab Solvent

CLIENT ID

VOLATILE ORGANICS ANALYSIS DATA SHEET

CE61965 BLANK

Client:	NETC	Lab:	Phoenix Env. Labs
SDG No.:	GCE61964	Lab Sample ID:	CE61965 BL
Sample wt/vol:	5 (g/mL) g	Lab File ID:	1115_42.D
Level: (low/med/meth):	Low	Date Received:	11/15/19
% Moisture:	n.a.	Date Analyzed:	11/16/19
Instrument:	CHEM31 Column: RTX-VMS	Dilution Factor:	1
Purge Volume	5000 (uL) pH: n.a.	Soil Aliquot Vol:	5000 (uL)
Matrix: (soil/water)	Soil	CONCENTRATION UNITS: (ug/L or ug/Kg)	ug/Kg

CAS NO.	COMPOUND	CONC.	Q	MDL/LOD	RL/PQL	R
124-48-1	Dibromochloromethane	3.0	U	1.0	3.0	r
142-28-9	1,3-Dichloropropane	5.0	U	1.0	5.0	r
106-93-4	1,2-Dibromoethane	5.0	U	0.50	5.0	r
591-78-6	2-Hexanone	25	U	5.0	25	r
108-90-7	Chlorobenzene	5.0	U	0.50	5.0	r
100-41-4	Ethylbenzene	1.0	U	0.50	1.0	r
630-20-6	1,1,1,2-Tetrachloroethane	5.0	U	1.0	5.0	r
179601-23-1	m&p-Xylene	2.0	U	1.0	2.0	r
95-47-6	o-Xylene	2.0	U	1.0	2.0	r
100-42-5	Styrene	5.0	U	0.50	5.0	r
75-25-2	Bromoform	5.0	U	1.0	5.0	r
98-82-8	Isopropylbenzene	1.0	U	0.50	1.0	r
108-86-1	Bromobenzene	5.0	U	0.50	5.0	r
103-65-1	n-Propylbenzene	1.0	U	0.90	1.0	r
79-34-5	1,1,2,2-Tetrachloroethane	3.0	U	1.0	3.0	r
95-49-8	2-Chlorotoluene	5.0	U	1.0	5.0	r
108-67-8	1,3,5-Trimethylbenzene	1.0	U	0.50	1.0	r
96-18-4	1,2,3-Trichloropropane	5.0	U	0.50	5.0	r
110-57-6	trans-1,4-Dichloro-2-butene	5.0	U	2.5	5.0	r
106-43-4	4-Chlorotoluene	5.0	U	0.50	5.0	r
98-06-6	tert-Butylbenzene	1.0	U	0.50	1.0	r
95-63-6	1,2,4-Trimethylbenzene	1.0	U	0.50	1.0	r
135-98-8	sec-Butylbenzene	1.0	U	0.50	1.0	r
99-87-6	p-Isopropyltoluene	1.0	U	0.50	1.0	r
541-73-1	1,3-Dichlorobenzene	5.0	U	0.50	5.0	r
106-46-7	1,4-Dichlorobenzene	5.0	U	0.50	5.0	r
527-84-4	2-Isopropyltoluene	5.0	U	0.50	5.0	r
104-51-8	n-Butylbenzene	1.0	U	0.50	1.0	r
95-50-1	1,2-Dichlorobenzene	5.0	U	0.50	5.0	r
96-12-8	1,2-Dibromo-3-Chloropropane	5.0	U	1.0	5.0	r
87-68-3	Hexachlorobutadiene	5.0	U	0.50	5.0	r
120-82-1	1,2,4-Trichlorobenzene	5.0	U	1.0	5.0	r
91-20-3	Naphthalene	5.0	U	1.0	5.0	r
87-61-6	1,2,3-Trichlorobenzene	5.0	U	1.0	5.0	r

FORM I VOA

r=Result Reported U=Not Detected D=Reported Dilution E/J=Estimated Value X=Not Used S=Lab Solvent

Quantitation Report (QT Reviewed)

Data Path : H:\V2019\CHEM31\11NOV\111519\
Data File : 1115_42.D
Acq On : 16 Nov 2019 12:16 am
Operator :
Client ID : CE61965 BLANK
Lab ID : CE61965 BLANK
ALS Vial : 1 Sample Multiplier: 1

Quant Time: Nov 16 08:59:56 2019
Quant Method : H:\V2019\CHEM31\Methods\VT-L111119.M
Quant Title : VOA Standards for 5 point calibration
QLast Update : Tue Nov 12 10:26:17 2019
Response via : Initial Calibration

Compound	R.T.	QIon	Response	Conc	Units	Dev(Min)
Internal Standards						
1) Pentafluorobenzene	2.910	168	291139	50.000	ug/l	-0.01
33) 1,4-Difluorobenzene	3.188	114	467579	50.000	ug/l	0.00
50) Chlorobenzene-d5	4.861	117	405777	50.000	ug/l	0.00
63) 1,4-Dichlorobenzene-d4	6.449	152	178507	50.000	ug/l	0.00
88) 1,4-Dioxane d8	3.571	96	12736	500.000	ug/l	0.00
System Monitoring Compounds						
31) % Dibromofluoromethane	2.690	192	19849	49.279	ug/l	0.00
Spiked Amount 50.000	Range 70 - 130		Recovery = 98.56%			
45) % Toluene-d8	3.928	98	552979	48.322	ug/l	0.00
Spiked Amount 50.000	Range 70 - 130		Recovery = 96.64%			
62) % Bromofluorobenzene	5.663	95	197512	49.345	ug/l	0.00
Spiked Amount 50.000	Range 70 - 130		Recovery = 98.70%			
64) % 1,2-dichlorobenzene-d4	6.759	152	158909	50.298	ug/l	0.00
Spiked Amount 50.000	Range 70 - 130		Recovery = 100.60%			

Target Compounds	Qvalue

(#)out of range (m)manual integration reviewed by analyst (+)signals summed

Quantitation Report (QT Reviewed)

Data Path : H:\V2019\CHEM31\11NOV\111519\
Data File : 1115_42.D
Acq On : 16 Nov 2019 12:16 am
Operator :
Client ID : CE61965 BLANK
Lab ID : CE61965 BLANK
ALS Vial : 1 Sample Multiplier: 1

Quant Time: Nov 16 08:59:56 2019
Quant Method : H:\V2019\CHEM31\Methods\VT-L111119.M
Quant Title : VOA Standards for 5 point calibration
QLast Update : Tue Nov 12 10:26:17 2019
Response via : Initial Calibration

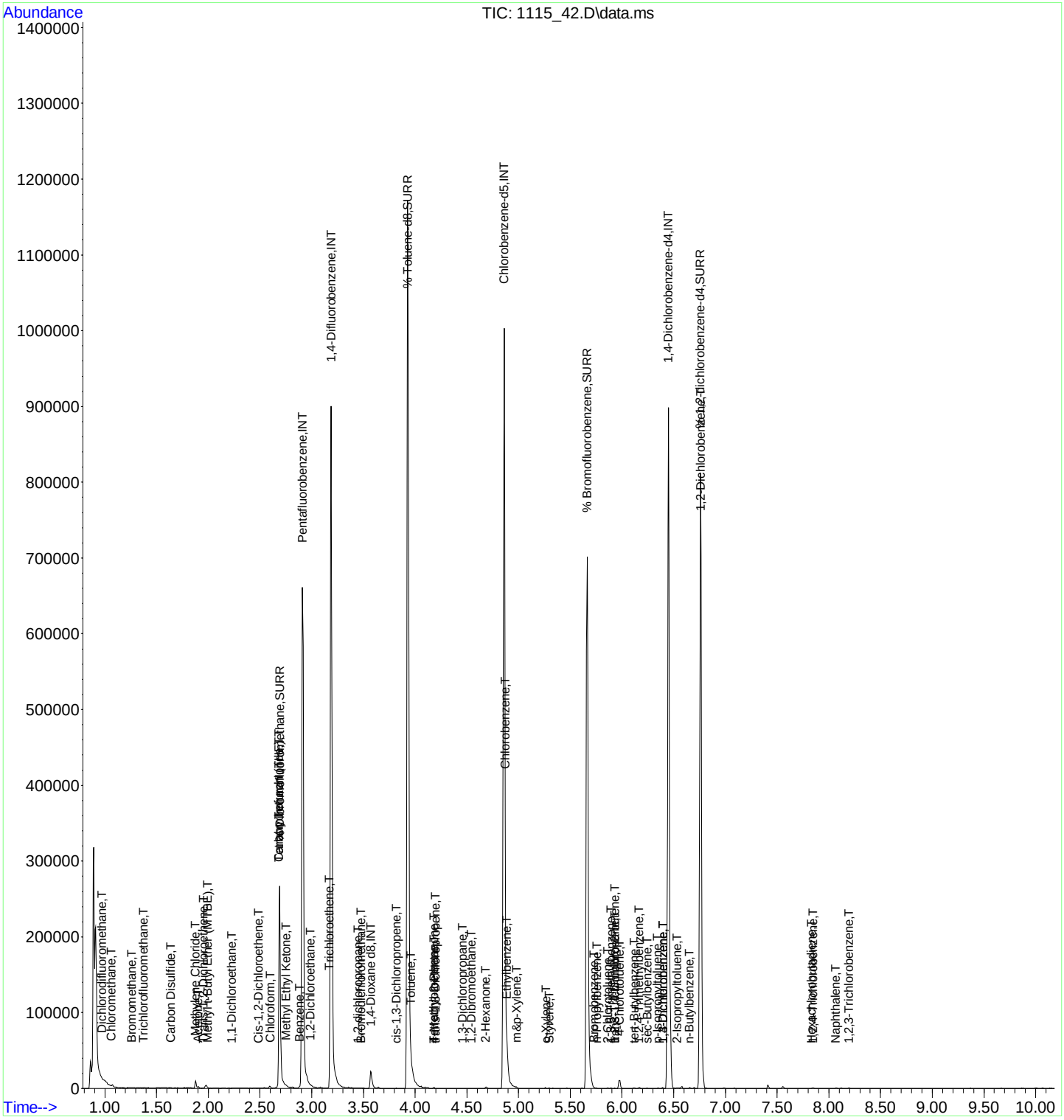

LSC Area Percent Report

Data Path : H:\V2019\CHEM31\11NOV\111519\
Data File : 1115_42.D
Acq On : 16 Nov 2019 12:16 am
Operator :
Client ID : CE61965 BLANK
Lab ID : CE61965 BLANK
ALS Vial : 1 Sample Multiplier: 1

Integration Parameters: rteint.p
Integrator: RTE
Smoothing : ON Filtering: 5
Sampling : 1 Min Area: 3 % of largest Peak
Start Thrs: 0.2 Max Peaks: 100
Stop Thrs : 0 Peak Location: TOP

If leading or trailing edge < 100 prefer < Baseline drop else tangent >
Peak separation: 5

Method : H:\V2019\CHEM31\Methods\VT-L111119.M
Title : VOA Standards for 5 point calibration

Signal : TIC: 1115_42.D\data.ms

peak #	R.T. min	first scan	max scan	last scan	PK TY	peak height	corr. area	corr. % max.	% of total
1	2.690	359	364	383	rVB	265962	319069	22.11%	4.084%
2	2.910	398	406	422	rBV	660681	806879	55.92%	10.329%
3	3.188	453	459	485	rBV	899576	1064422	73.77%	13.626%
4	3.571	527	532	543	rBV	22248	32067	2.22%	0.410%
5	3.928	595	600	624	rBV	1172458	1442815	100.00%	18.470%
6	4.861	772	778	798	rBV	1002963	1225532	84.94%	15.688%
7	5.663	925	931	947	rBV	701489	874117	60.58%	11.190%
8	6.449	1075	1081	1094	rVB	898838	1083191	75.07%	13.866%
9	6.759	1134	1140	1152	rVB	812445	963679	66.79%	12.336%

Sum of corrected areas: 7811771

LSC Report - Integrated Chromatogram

Data Path : H:\V2019\CHEM31\11NOV\111519\
Data File : 1115_42.D
Acq On : 16 Nov 2019 12:16 am
Operator :
Client ID : CE61965 BLANK
Lab ID : CE61965 BLANK
ALS Vial : 1 Sample Multiplier: 1

Quant Method : H:\V2019\CHEM31\Methods\VT-L111119.M
Quant Title : VOA Standards for 5 point calibration

TIC Integration Parameters: LSCINT.P

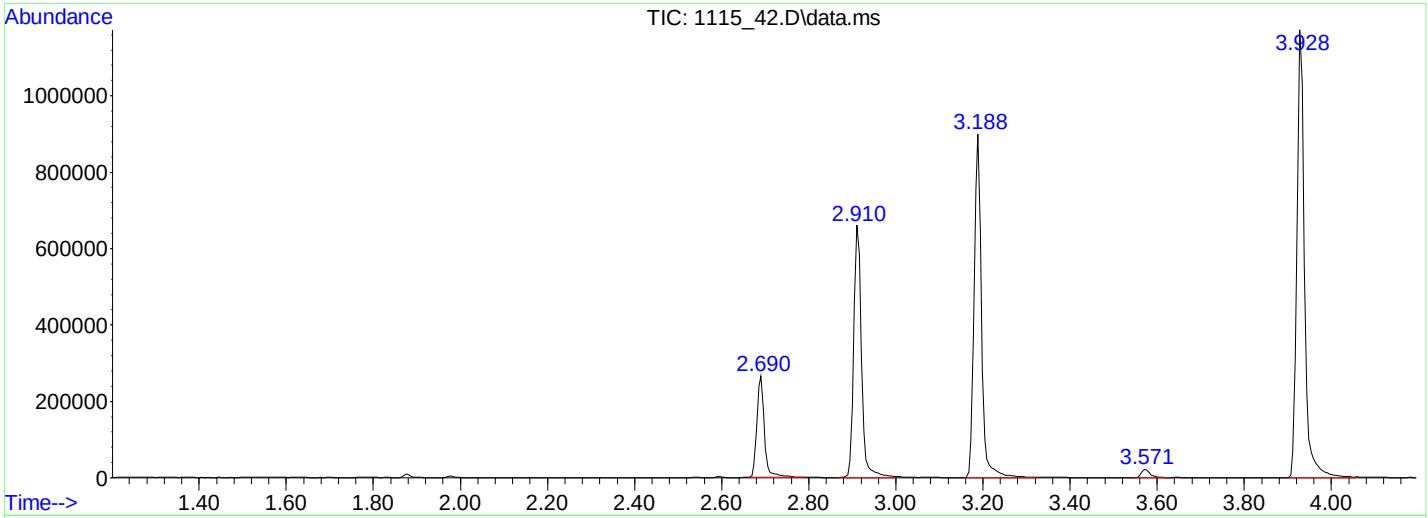

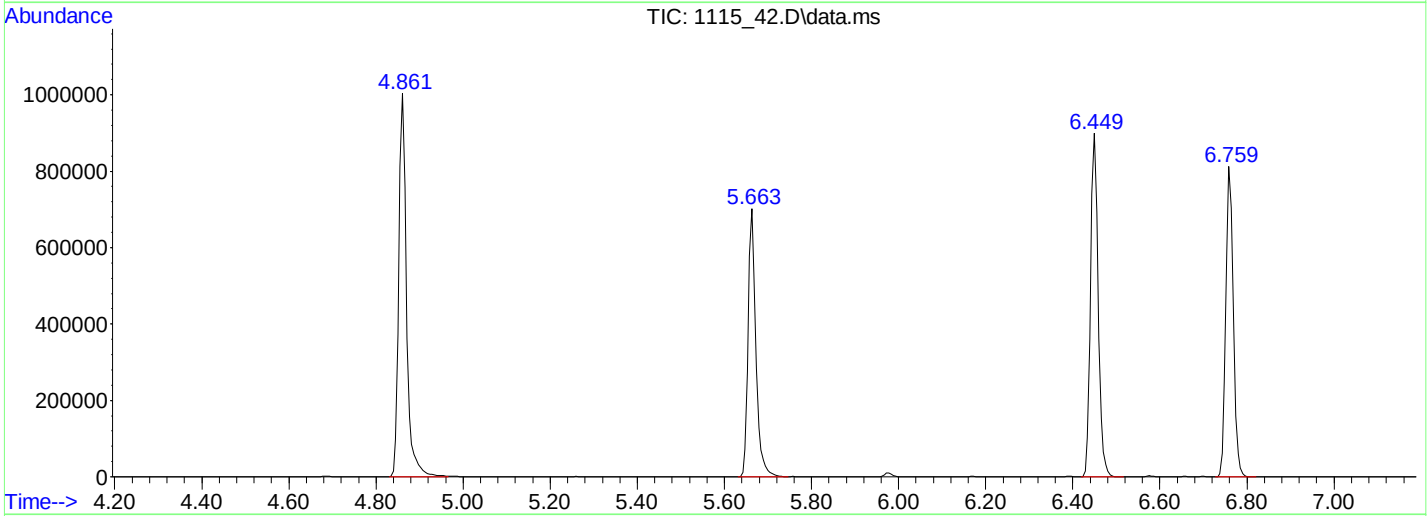

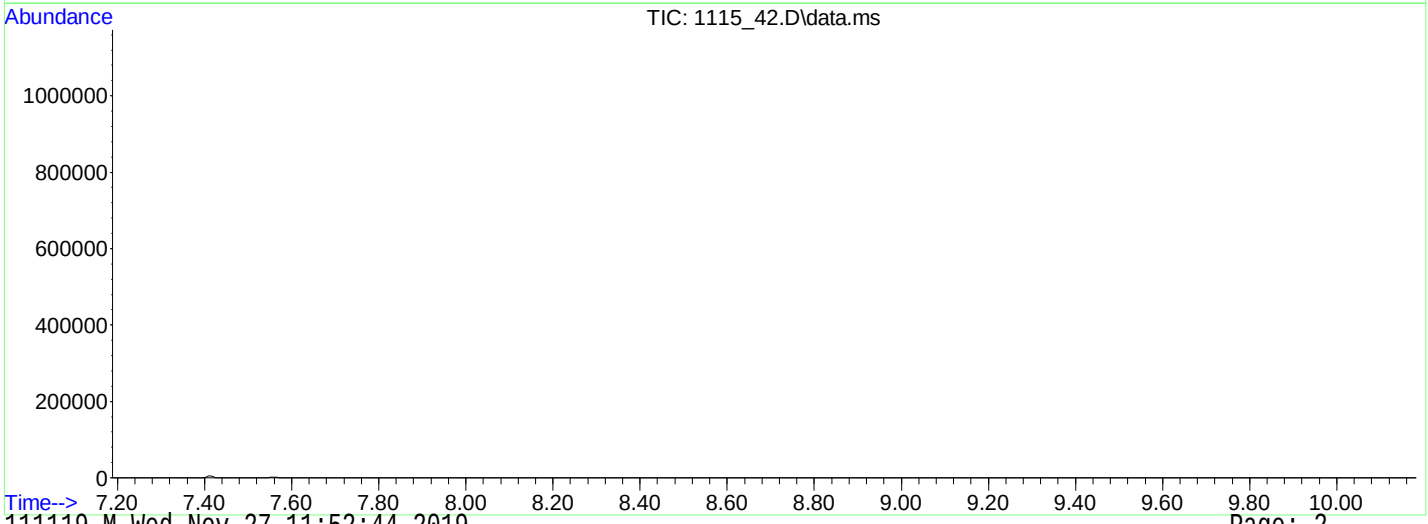

Library Search Compound Report

Data Path : H:\V2019\CHEM31\11NOV\111519\
Data File : 1115_42.D
Acq On : 16 Nov 2019 12:16 am
Operator :
Client ID : CE61965 BLANK
Lab ID : CE61965 BLANK
ALS Vial : 1 Sample Multiplier: 1

Quant Method : H:\V2019\CHEM31\Methods\VT-L111119.M
Quant Title : VOA Standards for 5 point calibration

TIC Integration Parameters: LSCINT.P

No Library Search Compounds Detected
****

Tentatively Identified Compound (LSC) summary

Data Path : H:\V2019\CHEM31\11NOV\111519\
Data File : 1115_42.D
Acq On : 16 Nov 2019 12:16 am
Operator :
Client ID : CE61965 BLANK
Lab ID : CE61965 BLANK
ALS Vial : 1 Sample Multiplier: 1

Quant Method : H:\V2019\CHEM31\Methods\VT-L111119.M
Quant Title : VOA Standards for 5 point calibration

TIC Integration Parameters: LSCINT.P

TIC Top Hit name	RT	EstConc	Units	Response	--Internal Standard--- #	RT	Resp	Conc

Injection Log

Data Directory: H:\V2019\CHEM31\11NOV\111119\

Line	Vl	FileName	SampleName	MiscInfo	Injection Time
1)	1	1111_01.D	xxxxxxxxxx		11/11/19 7:53
2)	1	1111_02.D	xxxxxxxxxx		11/11/19 8:14
3)	1	1111_03.D	xxxxxxxxxx		11/11/19 8:35
4)	1	1111_04.D	xxxxxxxxxx		11/11/19 8:55
5)	1	1111_05.D	xxxxxxxxxx		11/11/19 9:46
6)	1	1111_06.D	xxxxxxxxxx		11/11/19 10:19
7)	1	1111_07.D	xxxxxxxxxx		11/11/19 10:40
8)	2	1111_08.D	xxxxxxxxxx		11/11/19 12:33
9)	3	1111_09.D	xxxxxxxxxx		11/11/19 12:54
10)	1	1111_10.D	xxxxxxxxxx		11/11/19 13:57
11)	2	1111_11.D	xxxxxxxxxx		11/11/19 14:18
12)	3	1111_12.D	xxxxxxxxxx		11/11/19 14:40
13)	1	1111_13.D	xxxxxxxxxx		11/11/19 16:26
14)	1	1111_14.D	BFB TUNE	VOA- 2.0 PPB STD. VO	11/11/19 16:48
15)	1	1111_15.D	xxxxxxxxxx		11/11/19 17:09
16)	1	1111_16.D	ICAL 10	VOA- 10 PPB STD.	11/11/19 17:31
17)	1	1111_17.D	ICAL 20	VOA- 20 PPB STD.	11/11/19 17:53
18)	1	1111_18.D	ICAL 50	VOA- 50 PPB STD.	11/11/19 18:15
19)	1	1111_19.D	ICAL 100	VOA- 100 PPB STD.	11/11/19 18:37
20)	1	1111_20.D	ICAL 200	VOA- 200 PPB STD.	11/11/19 18:58
21)	1	1111_21.D	xxxxxxxxxx		11/11/19 19:20
22)	1	1111_22.D	xxxxxxxxxx		11/11/19 19:56
23)	1	1111_23.D	xxxxxxxxxx		11/11/19 20:18
24)	1	1111_24.D	ICAL 5	VOA - 5.0 PPB STD.	11/11/19 20:40
25)	1	1111_25.D	xxxxxxxxxx		11/11/19 21:22
26)	1	1111_26.D	xxxxxxxxxx		11/11/19 21:49
27)	1	1111_27.D	xxxxxxxxxx		11/11/19 22:11
28)	1	1111_28.D	xxxxxxxxxx		11/11/19 22:32
29)	1	1111_29.D	xxxxxxxxxx		11/11/19 22:54
30)	1	1111_30.D	xxxxxxxxxx		11/11/19 23:16
31)	1	1111_31.D	xxxxxxxxxx		11/11/19 23:38
32)	1	1111_32.D	xxxxxxxxxx		11/12/19 0:00
33)	1	1111_33.D	xxxxxxxxxx		11/12/19 0:21
34)	1	1111_34.D	xxxxxxxxxx		11/12/19 0:43
35)	1	1111_35.D	xxxxxxxxxx		11/12/19 1:05
36)	1	1111_36.D	xxxxxxxxxx		11/12/19 1:27
37)	1	1111_37.D	xxxxxxxxxx		11/12/19 1:49
38)	1	1111_38.D	xxxxxxxxxx		11/12/19 2:10
39)	1	1111_39.D	xxxxxxxxxx		11/12/19 2:32
40)	1	1111_40.D	xxxxxxxxxx		11/12/19 2:54
41)	1	1111_41.D	xxxxxxxxxx		11/12/19 3:16
42)	1	1111_42.D	xxxxxxxxxx		11/12/19 3:37
43)	1	1111_43.D	xxxxxxxxxx		11/12/19 3:59
44)	1	1111_44.D	xxxxxxxxxx		11/12/19 4:21
45)	1	1111_45.D	xxxxxxxxxx		11/12/19 4:43
46)	1	1111_46.D	xxxxxxxxxx		11/12/19 5:05
47)	1	1111_47.D	xxxxxxxxxx		11/12/19 5:27
48)	1	1111_48.D	xxxxxxxxxx		11/12/19 5:48
49)	1	1111_49.D	xxxxxxxxxx		11/12/19 6:10
50)	1	1111_50.D	xxxxxxxxxx		11/12/19 6:32
51)	1	1111_51.D	xxxxxxxxxx		11/12/19 6:54
52)	1	1111_52.D	xxxxxxxxxx		11/12/19 7:16
53)	1	1111_53.D	xxxxxxxxxx		11/12/19 7:37
54)	1	1111_54.D	xxxxxxxxxx		11/12/19 7:59
55)	1	1111_55.D	xxxxxxxxxx		11/12/19 8:21
56)	1	1111_56.D	xxxxxxxxxx		11/12/19 8:43
57)	1	1111_57.D	xxxxxxxxxx		11/12/19 9:05

Injection Log

Data Directory: H:\V2019\CHEM31\11NOV\111519\

Line	Vl	FileName	SampleName	MiscInfo	Injection Time
1)	1	1115_01.D	xxxxxxxxxx		11/15/19 8:55
2)	1	1115_02.D	xxxxxxxxxx		11/15/19 9:17
3)	1	1115_03.D	xxxxxxxxxx		11/15/19 9:39
4)	1	1115_04.D	xxxxxxxxxx		11/15/19 10:00
5)	1	1115_05.D	xxxxxxxxxx		11/15/19 10:22
6)	1	1115_06.D	xxxxxxxxxx		11/15/19 10:44
7)	1	1115_07.D	xxxxxxxxxx		11/15/19 11:06
8)	1	1115_08.D	xxxxxxxxxx		11/15/19 11:28
9)	1	1115_09.D	xxxxxxxxxx		11/15/19 11:54
10)	1	1115_10.D	xxxxxxxxxx		11/15/19 12:16
11)	1	1115_11.D	xxxxxxxxxx		11/15/19 12:38
12)	1	1115_12.D	xxxxxxxxxx		11/15/19 13:00
13)	1	1115_13.D	xxxxxxxxxx		11/15/19 13:21
14)	1	1115_14.D	xxxxxxxxxx		11/15/19 13:43
15)	1	1115_15.D	xxxxxxxxxx		11/15/19 14:05
16)	1	1115_16.D	xxxxxxxxxx		11/15/19 14:27
17)	1	1115_17.D	xxxxxxxxxx		11/15/19 14:49
18)	1	1115_18.D	xxxxxxxxxx		11/15/19 15:10
19)	1	1115_19.D	xxxxxxxxxx		11/15/19 15:32
20)	1	1115_20.D	xxxxxxxxxx		11/15/19 15:54
21)	1	1115_21.D	xxxxxxxxxx		11/15/19 16:16
22)	1	1115_22.D	xxxxxxxxxx		11/15/19 16:37
23)	1	1115_23.D	xxxxxxxxxx		11/15/19 16:59
24)	1	1115_24.D	xxxxxxxxxx		11/15/19 17:21
25)	1	1115_25.D	xxxxxxxxxx		11/15/19 17:43
26)	1	1115_26.D	xxxxxxxxxx		11/15/19 18:05
27)	1	1115_27.D	xxxxxxxxxx		11/15/19 18:26
28)	1	1115_28.D	xxxxxxxxxx		11/15/19 18:48
29)	1	1115_29.D	xxxxxxxxxx		11/15/19 19:10
30)	1	1115_30.D	xxxxxxxxxx		11/15/19 19:32
31)	1	1115_31.D	xxxxxxxxxx		11/15/19 19:53
32)	1	1115_32.D	xxxxxxxxxx		11/15/19 20:15
33)	1	1115_33.D	xxxxxxxxxx		11/15/19 20:54
34)	1	1115_34.D	BFB TUNE - CCAL 50	VOA- 50 PPB STD. VOA	11/15/19 21:16
35)	1	1115_35.D	CE61965 LCS	CE61965 LCS	11/15/19 21:43
36)	1	1115_36.D	CE61965 LCSD	CE61965 LCSD	11/15/19 22:05
37)	1	1115_37.D	xxxxxxxxxx		11/15/19 22:27
38)	1	1115_38.D	xxxxxxxxxx		11/15/19 22:48
39)	1	1115_39.D	xxxxxxxxxx		11/15/19 23:10
40)	1	1115_40.D	xxxxxxxxxx		11/15/19 23:32
41)	1	1115_41.D	xxxxxxxxxx		11/15/19 23:54
42)	1	1115_42.D	CE61965 BLANK	CE61965 BLANK	11/16/19 0:16
43)	1	1115_43.D	xxxxxxxxxx		11/16/19 0:37
44)	1	1115_44.D	xxxxxxxxxx		11/16/19 0:59
45)	1	1115_45.D	xxxxxxxxxx		11/16/19 1:21
46)	1	1115_46.D	xxxxxxxxxx		11/16/19 1:43
47)	1	1115_47.D	xxxxxxxxxx		11/16/19 2:04
48)	1	1115_48.D	GRAB-1	CE61965	11/16/19 2:26
49)	1	1115_49.D	xxxxxxxxxx		11/16/19 2:48
50)	1	1115_50.D	xxxxxxxxxx		11/16/19 3:10
51)	1	1115_51.D	xxxxxxxxxx		11/16/19 3:32
52)	1	1115_52.D	xxxxxxxxxx		11/16/19 3:53
53)	1	1115_53.D	xxxxxxxxxx		11/16/19 4:15
54)	1	1115_54.D	xxxxxxxxxx		11/16/19 4:37
55)	1	1115_55.D	xxxxxxxxxx		11/16/19 4:59
56)	1	1115_56.D	xxxxxxxxxx		11/16/19 5:20
57)	1	1115_57.D	xxxxxxxxxx		11/16/19 5:42
58)	1	1115_58.D	xxxxxxxxxx		11/16/19 6:04
59)	1	1115_59.D	xxxxxxxxxx		11/16/19 6:26
60)	1	1115_60.D	xxxxxxxxxx		11/16/19 6:48
61)	1	1115_61.D	xxxxxxxxxx		11/16/19 7:09
62)	1	1115_62.D	xxxxxxxxxx		11/16/19 7:31
63)	1	1115_63.D	GRAB-1 MS	CE61965 MS	11/16/19 7:53
64)	1	1115_64.D	GRAB-1 MSD	CE61965 MSD	11/16/19 8:15
65)	1	1115_65.D	CCAL 50	VOA- 50 PPB STD. VOA	11/16/19 8:37
66)	1	1115_66.D	xxxxxxxxxx		11/16/19 8:58

PHOENIX
Environmental Laboratories, Inc.

587 East Middle Turnpike, P.O. Box 370, Manchester, CT 06040
Telephone: 860.645.1102 • Fax: 860.645.0823

NY ANALYTICAL SERVICES PROTOCOL
DATA PACKAGE

Client: NETC

125 BATH STREET

Laboratory Project: GCE61964

Herbicides (SOIL)
Ver 1

Organic Data Flags

LOD(MDL): Limit of Detection or Method Detection Limit
The minimum reportable concentration that can be measured with confidence.

PQL(RL): Practical Quantitation Level or Reporting Level
This value is at or above the MDL and is supported by the lowest calibration standard.

· · Q Qualifiers:

U - The compound was analyzed for but not detected at or above the MDL. The number immediately preceding the “U” represents the PQL reporting level corrected for percent solids, weight and/or volume calculations, and dilution factors.

J - Indicates an estimated value, may indicate one of the following, depending on the situation:
a) The reported value is estimated and below the MDL
b) Used when estimating a concentration for TIC where a 1:1 response is assumed or when the result indicates the presence of a compound that meets the indentification criteria, but the results is less than the quantitation limit, but greater than zero.
c) QC associated with this analyte is within warning limits.

X - The concentration is not reported. This quantitation file was not evaluated for this compound at this dilution; a volatile purging or related issue may be the cause.

L - Biased Low

N - The concentration is based on the response of the nearest internal. This flag is used on the TIC form for all compounds identified.

S - This compound is a solvent that is used in the laboratory. Laboratory contamination is suspected if concentration is less than five times the reporting level.

B - This compound was also present in the method blank

D - The reported concentration is the result of a diluted analysis.

E - The reported value is estimated because the concentration exceeded the calibration range.

A - Indicates that the tentatively identified compound is a suspected aldol condensation product. Aldol condensation products are produced during the extraction process.

Q - For TICS, this compound was quantitated using a calibration curve. This compound is part of the instrument method, but not part of the client target list.

P- Percent difference is greater than 25% between the two GC columns and the lower result is reported.

PHOENIX
Environmental Laboratories, Inc.
587 East Middle Turnpike, P.O.Box 370, Manchester, CT 06040
Tel. (860) 645-1102 Fax (860) 645-0823

ACCREDITED IN ACCORDANCE WITH nelac NY # 11301

SDG: GCE61964

Herbicides Conformance / Non-Conformance Summary

Project ID / Client ID: 125 BATH STREET, NETC

General Comments:
The samples were analyzed using a dual column ECD GC. Data files are labeled date-seq-A for the A channel and date-seq-B for the B channel. Results for this SDG are reported from the A channel. In order to report a concentration, both channels need to have the compound detected.
The reporting levels (PQL) are supported by the lowest calibration standard. The laboratory defines the LOD/MDL as equivalent to the PQL/RL. As a result, there is only one concentration column on the form1. A number followed by a "U" indicates that the herbicide was not detected at that level. A number without a "U" indicates that the herbicide was detected at that level.It is part of Phoenix Lab's procedure to dilute all soil extracts prior to analysis

Form 2 (Surrogates):

All surrogates met criteria with the following exceptions: None.

Form 3 (Laboratory Control/Matrix Spike):

Sample: CE61964 LCS
All LCS recoveries met criteria with the following exceptions: None.
All LCSD recoveries met criteria with the following exceptions: None.
All LCS/LCSD RPDs met criteria with the following exceptions: None.

Sample: CE61964 MS
All MS recoveries met criteria with the following exceptions: None.
All MSD recoveries met criteria with the following exceptions: None.
All MS/MSD RPDs met criteria with the following exceptions: None.

Form 4 (Method Blank):

File: ECD12 N17A004 / N17B004 (CE61964)
All compounds were non-detect with the following exceptions: None.

Form 6 (Initial Calibration Factors):

Method: ECD12 HRBN12AI
All compounds met criteria with the following exceptions: None.

Method: ECD12 HRBN12BI
All compounds met criteria with the following exceptions: None.

Form 7 (Calibration Verification):

All Calibration Blanks were non-detect with the following exceptions: None.

All Continuing Calibrations met criteria with the following exceptions: None.

Form 8 (Internal Standard and Retention Time):

All Internal Standards / Retention Times met criteria with the following exceptions: None.

Form 10 (Confirmation Summary):

All Confirmation Summaries met %D criteria (40%) with the following exceptions: None.

PHOENIX
Environmental Laboratories, Inc.
587 East Middle Turnpike, P.O.Box 370, Manchester, CT 06040
Tel. (860) 645-1102 Fax (860) 645-0823

ACCREDITED IN ACCORDANCE WITH nelac NY # 11301

SDG: GCE61964

Herbicides Conformance / Non-Conformance Summary

Project ID / Client ID: 125 BATH STREET, NETC

11/27/19

Anil Makol
Project Manager

2F
SOIL HERBICIDE SURROGATE RECOVERY

Lab Name: Phoenix Environmental Client: NETC

Lab Code: Phoenix Case No.: SAS No.: SDG No.: GCE61964

GC Column(1): CLP Pest ID: 0.53 (mm) GC Column(2): CLP Pest 2 ID: 0.53 (mm)

	LAB ID			DCAA 1 %REC	#	DCAA 2 %REC	#	TOT OUT	FILE ID
01	CE61964 BL			60		58		0	ECD12 N17A004 | N17B004
02	CE61964 LCS			62		60		0	ECD12 N17A005 | N17B005
03	CE61964 LCSD			63		61		0	ECD12 N17A006 | N17B006
04	CE61964 MS			63		61		0	ECD12 N17A007 | N17B007
05	CE61964 MSD			63		61		0	ECD12 N17A008 | N17B008
06	CE61964 (10X)			60		58		0	ECD12 N17A031 | N17B031
07									
08									
09									
10									
11									
12									
13									
14									
15									
16									
17									
18									
19									
20									
21									
22									
23									
24									
25									
26									
27									
28									
29									
30									

ADVISORY
QC LIMITS
DCAA = 2,4-Dichlorophenylacetic ac 30 - 150

= Column to be used to flag recovery values
* = Values outside of contract required QC limits
D = Surrogate diluted out
Int = Surrogate not reported due to Interference

FORM II HERB-2

3F

SOIL HERBICIDE LCS SPIKE/LCS SPIKE DUPLICATE RECOVERY

Lab Name: Phoenix Environmental Client: NETC

Lab Code: Phoenix Case No.: SAS No.: SDG No.: GCE61964

LCS Spike - Client Id.: CE61964 LCS Lab Id: CE61964 LCS

COMPOUND	SPIKE ADDED ug/kg		LCS CONC ug/kg	LCS % REC #	QC. LIMITS REC.
2,4,5-T	167		128	77	40 - 140
2,4,5-TP (Silvex)	167		124	74	40 - 140
2,4-D	333		273	82	40 - 140
2,4-DB	1670		1230	74	40 - 140
Dalapon	167		114	68	40 - 140
Dicamba	167		130	78	40 - 140
Dichloroprop	333		297	89	40 - 140
Dinoseb	167		124	74	40 - 140

COMPOUND	SPIKE ADDED ug/kg	LCSD CONC ug/kg	LCSD % REC #	% RPD #	QC LIMITS RPD	QC LIMITS REC.
2,4,5-T	167	130	78	1.3	30	40 - 140
2,4,5-TP (Silvex)	167	126	76	2.7	30	40 - 140
2,4-D	333	275	82	0.0	30	40 - 140
2,4-DB	1670	1240	74	0.0	30	40 - 140
Dalapon	167	106	64	6.1	30	40 - 140
Dicamba	167	132	79	1.3	30	40 - 140
Dichloroprop	333	301	90	1.1	30	40 - 140
Dinoseb	167	121	72	2.7	30	40 - 140

3F

SOIL HERBICIDE MATRIX SPIKE/MATRIX SPIKE DUPLICATE RECOVERY

Lab Name: Phoenix Environmental Client: NETC

Lab Code: Phoenix Case No.: SAS No.: SDG No.: GCE61964

Matrix Spike - Client Id.: COMP-1 MS Lab Id: CE61964 MS

COMPOUND	SPIKE ADDED ug/kg	SAMPLE CONCENTRATION ug/kg	MS CONC ug/kg	MS % REC #	QC. LIMITS REC.
2,4,5-T	175	0	136	78	30 - 150
2,4,5-TP (Silvex)	175	0	137	78	30 - 150
2,4-D	350	0	294	84	30 - 150
2,4-DB	1750	0	1310	75	30 - 150
Dalapon	175	0	116	66	30 - 150
Dicamba	175	0	133	76	30 - 150
Dichloroprop	350	0	317	91	30 - 150
Dinoseb	175	0	127	73	10 - 110

COMPOUND	SPIKE ADDED ug/kg	MSD CONC ug/kg	MSD % REC #	% RPD #	QC LIMITS RPD	QC LIMITS REC.
2,4,5-T	174	137	79	1.3	30	30 - 150
2,4,5-TP (Silvex)	174	137	79	1.3	30	30 - 150
2,4-D	348	290	83	1.2	30	30 - 150
2,4-DB	1740	1330	76	1.3	30	30 - 150
Dalapon	174	119	69	4.4	30	30 - 150
Dicamba	174	135	78	2.6	30	30 - 150
Dichloroprop	348	317	91	0.0	30	30 - 150
Dinoseb	174	127	73	0.0	30	10 - 110

FORM III HERB

4C
HERBICIDE METHOD BLANK SUMMARY

CLIENT SAMPLE NO

CE61964 BL

Lab Name: Phoenix Environmental Client: NETC

Lab Code: Phoenix Case No.: SAS No.: SDG No.: GCE61964

Lab Sample ID: CE61964 BL Lab File ID: N17A004

Matrix: (soil/water) SOIL Extraction:(SepF/Cont/Sonc) Sonc

Sulfur Cleanup:(Y/N) N Date Extracted: 11/15/19

Date Analyzed (1): 11/17/19 Date Analyzed (2): 11/17/19

Time Analyzed (1): 21:41 Time Analyzed (2): 21:41

Instrument ID (1): ECD12 Instrument ID (2): ECD12

GC Col.(1): CLP Pest 1 ID: 0.53 (mm) GC Col.(2): CLP Pest 2 ID: 0.53 (mm)

THIS METHOD BLANK APPLIES TO THE FOLLOWING SAMPLES, MS AND MSD:

	CLIENT SAMPLE NO.	LAB SAMPLE ID	DATE ANALYZED 1	DATE ANALYZED 2
01	CE61964 LCS	CE61964 LCS	11/17/19	11/17/19
02	CE61964 LCSD	CE61964 LCSD	11/17/19	11/17/19
03	COMP-1 MS	CE61964 MS	11/17/19	11/17/19
04	COMP-1 MSD	CE61964 MSD	11/17/19	11/17/19
05	COMP-1 (10X)	CE61964 (10X)	11/18/19	11/18/19
06				
07				
08				
09				
10				
11				
12				
13				
14				
15				
16				
17				
18				
19				
20				
21				
22				
23				
24				
25				

COMMENTS:

FORM IV HERB

8B
HERBICIDE ANALYTICAL SEQUENCE

Lab Name: Phoenix Environmental Labs Client: NETC

Lab Code: Phoenix Case No.: SAS No.: SDG No.: GCE61964

Lab File Id: N12A007A Date Analyzed: 11/12/19

Instrument ID: ECD12 Time Analyzed: 14:57

GC Col A: CLP Pest 1 ID: 0.53

1-bromo-2-nitrobenzene	INTERNAL STD AREA #	RT #
12 HOUR STD	386481	6.33
UPPER LIMIT	792286	6.83
LOWER LIMIT	191308	5.83

	CLIENT ID	LAB ID	FILE ID	INTERNAL STD AREA	RT	DATE ANALYZED	TIME ANALYZED
01	h5;18i	h5;18i	N12A005A	392692	6.32	11/12/19	14:57
02	h4;18j	h4;18j	N12A006A	383207	6.33	11/12/19	15:21
03	h3;18k	h3;18k	N12A007A	386481	6.33	11/12/19	15:45
04	h2;18l	h2;18l	N12A008A	391840	6.34	11/12/19	16:09
05	h1;18m	h1;18m	N12A009	397068	6.35	11/12/19	16:33
06							
07							
08							
09							
10							
11							
12							
13							
14							
15							
16							
17							
18							
19							
20							
21							
22							
23							
24							
25							
26							

AREA UPPER LIMIT = +100% of internal standard area
AREA LOWER LIMIT = - 50% of internal standard area
RT UPPER LIMIT = +0.50 minutes of internal standard RT
RT LOWER LIMIT = -0.50 minutes of internal standard RT

Column used to flag internal standard area values with an asterisk.
* Values outside of QC limits.

FORM VIII HERB

8B
HERBICIDE ANALYTICAL SEQUENCE

Lab Name: Phoenix Environmental Labs Client: NETC

Lab Code: Phoenix Case No.: SAS No.: SDG No.: GCE61964

Lab File Id: N12B007A Date Analyzed: 11/12/19

Instrument ID: ECD12 Time Analyzed: 14:57

GC Col B: CLP Pest 2 ID: 0.53

1-bromo-2-nitrobenzene	INTERNAL STD AREA #	RT #
12 HOUR STD	499427	7.22
UPPER LIMIT	1023826	7.72
LOWER LIMIT	247217	6.72

	CLIENT ID	LAB ID	FILE ID	INTERNAL STD AREA	RT	DATE ANALYZED	TIME ANALYZED
01	h5;18i	h5;18i	N12B005A	482435	7.19	11/12/19	14:57
02	h4;18j	h4;18j	N12B006A	496070	7.21	11/12/19	15:21
03	h3;18k	h3;18k	N12B007A	499427	7.22	11/12/19	15:45
04	h2;18l	h2;18l	N12B008A	496458	7.22	11/12/19	16:09
05	h1;18m	h1;18m	N12B009	515527	7.24	11/12/19	16:33
06							
07							
08							
09							
10							
11							
12							
13							
14							
15							
16							
17							
18							
19							
20							
21							
22							
23							
24							
25							
26							

AREA UPPER LIMIT = +100% of internal standard area
AREA LOWER LIMIT = - 50% of internal standard area
RT UPPER LIMIT = +0.50 minutes of internal standard RT
RT LOWER LIMIT = -0.50 minutes of internal standard RT

Column used to flag internal standard area values with an asterisk.
* Values outside of QC limits.

FORM VIII HERB

8B
HERBICIDE ANALYTICAL SEQUENCE

Lab Name: Phoenix Environmental Labs Client: NETC

Lab Code: Phoenix Case No.: SAS No.: SDG No.: GCE61964

Lab File Id: N17A003 Date Analyzed: 11/17/19

Instrument ID: ECD12 Time Analyzed: 21:41

GC Col A: CLP Pest 1 ID: 0.53

1-bromo-2-nitrobenzene	INTERNAL STD AREA #	RT #
12 HOUR STD	396983	6.31
UPPER LIMIT	813816	6.81
LOWER LIMIT	196507	5.81

	CLIENT ID	LAB ID	FILE ID	INTERNAL STD AREA	RT	DATE ANALYZED	TIME ANALYZED
01	hex	hex	N17A002	368423	6.32	11/17/19	20:54
02	h3cc;18k	h3cc;18k	N17A003	396983	6.31	11/17/19	21:18
03	CE61964 BL	CE61964 BL	N17A004	406689	6.31	11/17/19	21:41
04	CE61964 LCS	CE61964 LCS	N17A005	396830	6.31	11/17/19	22:05
05	CE61964 LCSD	CE61964 LCSD	N17A006	391722	6.30	11/17/19	22:29
06	COMP-1 MS	CE61964 MS	N17A007	392924	6.31	11/17/19	22:53
07	COMP-1 MSD	CE61964 MSD	N17A008	392435	6.31	11/17/19	23:16
08	hex	hex	N17A014	388729	6.31	11/18/19	01:40
09	h3cc;18k	h3cc;18k	N17A015	415280	6.30	11/18/19	02:04
10							
11							
12							
13							
14							
15							
16							
17							
18							
19							
20							
21							
22							
23							
24							
25							
26							

AREA UPPER LIMIT = +100% of internal standard area
AREA LOWER LIMIT = - 50% of internal standard area
RT UPPER LIMIT = +0.50 minutes of internal standard RT
RT LOWER LIMIT = -0.50 minutes of internal standard RT

Column used to flag internal standard area values with an asterisk.
* Values outside of QC limits.

FORM VIII HERB

8B
HERBICIDE ANALYTICAL SEQUENCE

Lab Name: Phoenix Environmental Labs Client: NETC

Lab Code: Phoenix Case No.: SAS No.: SDG No.: GCE61964

Lab File Id: N17B003 Date Analyzed: 11/17/19

Instrument ID: ECD12 Time Analyzed: 21:41

GC Col B: CLP Pest 2 ID: 0.53

1-bromo-2-nitrobenzene	INTERNAL STD AREA #	RT #
12 HOUR STD	512744	7.19
UPPER LIMIT	1051126	7.69
LOWER LIMIT	253808	6.69

	CLIENT ID	LAB ID	FILE ID	INTERNAL STD AREA	RT	DATE ANALYZED	TIME ANALYZED
01	hex	hex	N17B002	476107	7.19	11/17/19	20:54
02	h3cc;18k	h3cc;18k	N17B003	512744	7.19	11/17/19	21:18
03	CE61964 BL	CE61964 BL	N17B004	528856	7.20	11/17/19	21:41
04	CE61964 LCS	CE61964 LCS	N17B005	508483	7.20	11/17/19	22:05
05	CE61964 LCSD	CE61964 LCSD	N17B006	502830	7.18	11/17/19	22:29
06	COMP-1 MS	CE61964 MS	N17B007	499987	7.19	11/17/19	22:53
07	COMP-1 MSD	CE61964 MSD	N17B008	501991	7.19	11/17/19	23:16
08	hex	hex	N17B014	493271	7.19	11/18/19	01:40
09	h3cc;18k	h3cc;18k	N17B015	531322	7.19	11/18/19	02:04
10							
11							
12							
13							
14							
15							
16							
17							
18							
19							
20							
21							
22							
23							
24							
25							
26							

AREA UPPER LIMIT = +100% of internal standard area
AREA LOWER LIMIT = - 50% of internal standard area
RT UPPER LIMIT = +0.50 minutes of internal standard RT
RT LOWER LIMIT = -0.50 minutes of internal standard RT

Column used to flag internal standard area values with an asterisk.
* Values outside of QC limits.

FORM VIII HERB

8B
HERBICIDE ANALYTICAL SEQUENCE

Lab Name: Phoenix Environmental Labs Client: NETC

Lab Code: Phoenix Case No.: SAS No.: SDG No.: GCE61964

Lab File Id: N17A027 Date Analyzed: 11/18/19

Instrument ID: ECD12 Time Analyzed: 08:29

GC Col A: CLP Pest 1 ID: 0.53

1-bromo-2-nitrobenzene	INTERNAL STD AREA #	RT #
12 HOUR STD	422694	6.30
UPPER LIMIT	866523	6.80
LOWER LIMIT	209234	5.80

	CLIENT ID	LAB ID	FILE ID	INTERNAL STD AREA	RT	DATE ANALYZED	TIME ANALYZED
01	hex	hex	N17A026	392906	6.30	11/18/19	06:28
02	h3cc;18k	h3cc;18k	N17A027	422694	6.30	11/18/19	06:52
03	COMP-1 (10X)	CE61964 (10X)	N17A031	408598	6.30	11/18/19	08:29
04	hex	hex	N17A039	379206	6.33	11/18/19	11:42
05	h3cc;18k	h3cc;18k	N17A040	445668	6.34	11/18/19	12:06
06							
07							
08							
09							
10							
11							
12							
13							
14							
15							
16							
17							
18							
19							
20							
21							
22							
23							
24							
25							
26							

AREA UPPER LIMIT = +100% of internal standard area
AREA LOWER LIMIT = - 50% of internal standard area
RT UPPER LIMIT = +0.50 minutes of internal standard RT
RT LOWER LIMIT = -0.50 minutes of internal standard RT

Column used to flag internal standard area values with an asterisk.
* Values outside of QC limits.

FORM VIII HERB

8B
HERBICIDE ANALYTICAL SEQUENCE

Lab Name: Phoenix Environmental Labs Client: NETC

Lab Code: Phoenix Case No.: SAS No.: SDG No.: GCE61964

Lab File Id: N17B027 Date Analyzed: 11/18/19

Instrument ID: ECD12 Time Analyzed: 08:29

GC Col B: CLP Pest 2 ID: 0.53

1-bromo-2-nitrobenzene	INTERNAL STD AREA #	RT #
12 HOUR STD	535741	7.19
UPPER LIMIT	1098270	7.69
LOWER LIMIT	265192	6.69

	CLIENT ID	LAB ID	FILE ID	INTERNAL STD AREA	RT	DATE ANALYZED	TIME ANALYZED
01	hex	hex	N17B026	504183	7.19	11/18/19	06:28
02	h3cc;18k	h3cc;18k	N17B027	535741	7.19	11/18/19	06:52
03	COMP-1 (10X)	CE61964 (10X)	N17B031	517771	7.18	11/18/19	08:29
04	hex	hex	N17B039	484151	7.20	11/18/19	11:42
05	h3cc;18k	h3cc;18k	N17B040	555738	7.22	11/18/19	12:06
06							
07							
08							
09							
10							
11							
12							
13							
14							
15							
16							
17							
18							
19							
20							
21							
22							
23							
24							
25							
26							

AREA UPPER LIMIT = +100% of internal standard area
AREA LOWER LIMIT = - 50% of internal standard area
RT UPPER LIMIT = +0.50 minutes of internal standard RT
RT LOWER LIMIT = -0.50 minutes of internal standard RT

Column used to flag internal standard area values with an asterisk.
* Values outside of QC limits.

FORM VIII HERB

1D
HERBICIDE ORGANICS ANALYSIS DATA SHEET

CLIENT SAMPLE NO.

COMP-1

Lab Name: Phoenix Environmental Client: NETC

Lab Code: Phoenix Instr: ECD12 Column.: CLP Pest 1 0.53 SDG No.: GCE61964

Matrix: (soil/water) SOIL Lab Sample ID: CE61964

Sample wt/vol: 30.13 (g/mL) g Lab File ID: N17A031

% Moisture: 5 decanted: (Y/N) N Date Received: 11/15/19

Extraction: (SepF/Cont/ASE) Sonc Date Extracted: 11/15/19

Concentrated Extract Volume: 5000 (uL) Date Analyzed: 11/18/19

Injection Volume: 1 (ul) Dilution Factor: 10

CONCENTRATION UNITS: ug/Kg

CAS NO.	COMPOUND	CF	CONC	P/C	Q	MDL	PQL
93-76-5	2,4,5-T	NA	87	C	U	87	87
93-72-1	2,4,5-TP (Silvex)	NA	87	C	U	87	87
94-75-7	2,4-D	NA	170	C	U	170	170
94-82-6	2,4-DB	0.128	1700	C	U	1700	1700
75-99-0	Dalapon	NA	87	C	U	87	87
1918-00-9	Dicamba	NA	87	C	U	87	87
120-36-5	Dichloroprop	NA	170	C	U	170	170
88-85-7	Dinoseb	NA	170	C	U	170	170
19719-28-9	% DCAA (Surrogate Rec)	0.206	60	C		%	%

88-85-7 Sample PQL Calc: (100raw * 10df * 5fv) / (30.13wt-vol * 0.95%sol) = 170

Both channels need to have the compound detected for a concentration to be reported on either channel.
U1=Due to matrix interference and/or the presence of a large amount of non-target material, the reporting level for this compound has been elevated.
U2=The presence of this compound was not confirmed by the analyst based on the characteristic pattern matching of multi-component parameters, retention time, and/or peak shape.

P/C: P=Primary Result C=Confirmation Result X=Not Used CF=Calculated Calibration/Response Factor MC=Multi-Component

1D
HERBICIDE ORGANICS ANALYSIS DATA SHEET

CLIENT SAMPLE NO.

COMP-1

Lab Name: Phoenix Environmental Client: NETC

Lab Code: Phoenix Instr: ECD12 Column.: CLP Pest 2 0.53 SDG No.: GCE61964

Matrix: (soil/water) SOIL Lab Sample ID: CE61964

Sample wt/vol: 30.13 (g/mL) g Lab File ID: N17B031

% Moisture: 5 decanted: (Y/N) N Date Received: 11/15/19

Extraction: (SepF/Cont/ASE) Sonc Date Extracted: 11/15/19

Concentrated Extract Volume: 5000 (uL) Date Analyzed: 11/18/19

Injection Volume: 1 (ul) Dilution Factor: 10

CONCENTRATION UNITS: ug/Kg

CAS NO.	COMPOUND	CF	CONC	P/C	Q	MDL	PQL
93-76-5	2,4,5-T	NA	87	P	U	87	87
93-72-1	2,4,5-TP (Silvex)	NA	87	P	U	87	87
94-75-7	2,4-D	0.343	170	P	U	170	170
94-82-6	2,4-DB	0.150	1700	P	U	1700	1700
75-99-0	Dalapon	NA	87	P	U	87	87
1918-00-9	Dicamba	0.937	87	P	U	87	87
120-36-5	Dichloroprop	NA	170	P	U	170	170
88-85-7	Dinoseb	0.977	170	P	U	170	170
19719-28-9	% DCAA (Surrogate Rec)	0.242	58	P		%	%

88-85-7 Sample PQL Calc: (100raw * 10df * 5fv) / (30.13wt-vol * 0.95%sol) = 170

Both channels need to have the compound detected for a concentration to be reported on either channel.
U1=Due to matrix interference and/or the presence of a large amount of non-target material, the reporting level for this compound has been elevated.
U2=The presence of this compound was not confirmed by the analyst based on the characteristic pattern matching of multi-component parameters, retention time, and/or peak shape.

P/C: P=Primary Result C=Confirmation Result X=Not Used CF=Calculated Calibration/Response Factor MC=Multi-Component

Client Id: COMP-1

Software Version: 4.1<1L22>
Date: 11/18/2019 10:35 AM
Sample Name : 61944 10x
Data File : E:\TC2019\ECD12\11-NOV\N17A031.RAW Date: 11/18/2019 08:29 AM
Sequence File: E:\TC2019\ECD12\11-NOV\HERB.SEQ Cycle: 331 Channel : A
Instrument : AUTOECD_12 Rack/Vial: 0/0 Operator: jrb
Sample Amount : 1.0000 Dilution Factor : 1.00

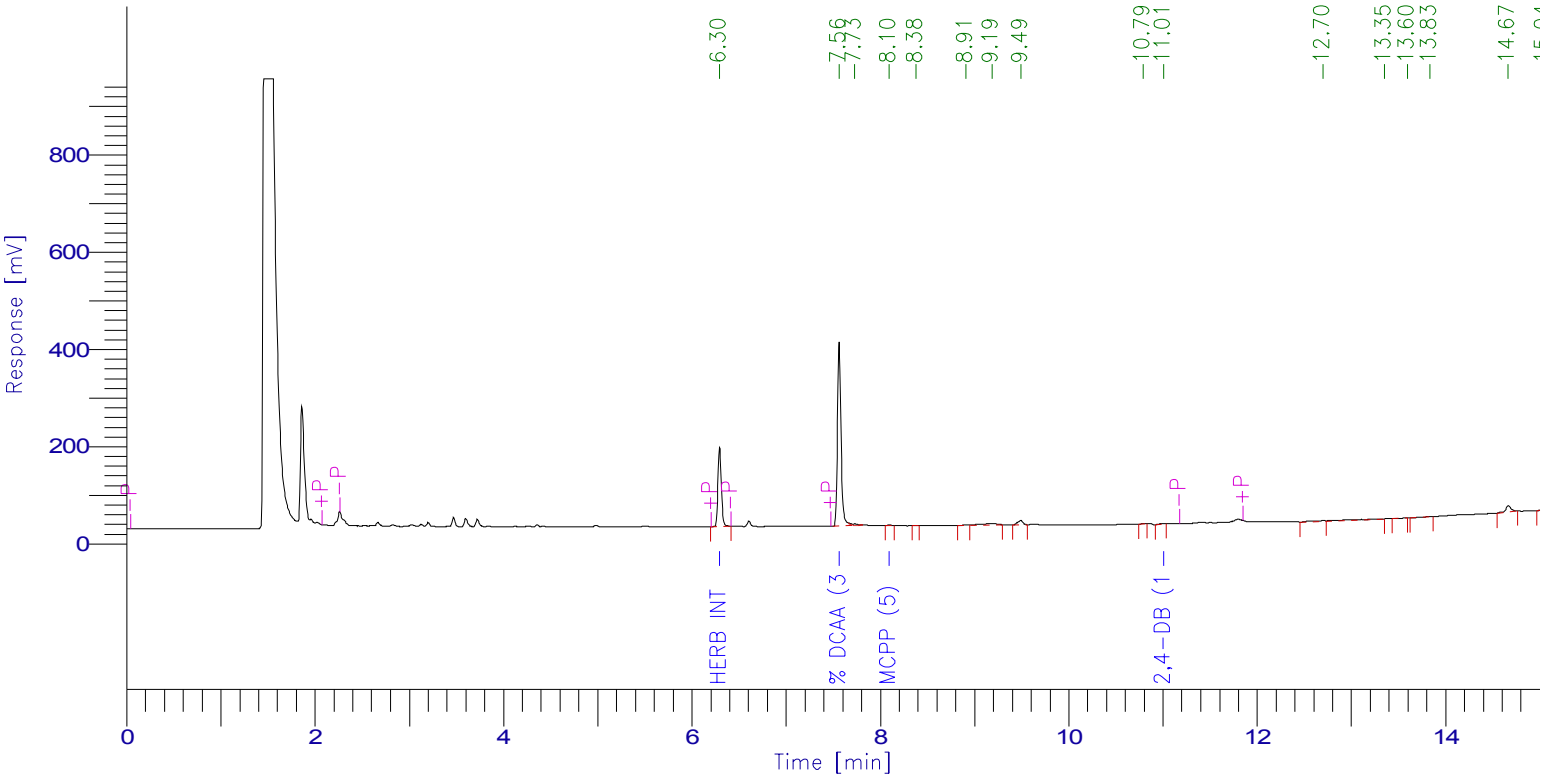

HERBICIDES REPORT

Peak #	Time [min]	Component Name	Raw Amount	Area [µV·s]	Surrogate Rec (%)	Spk 15000
0	2.121	Dalapon (1)	0.0000	0.00	0	0
1	6.295	Herb Int Std (2)	100.0000	408597.76	20	1
2	7.564	% DCAA (3)	1205.3487	1013209.92	241	8
0	7.797	Dicamba (4)	0.0000	0.00	0	0
4	8.097	MCPP (5)	1469.1431	4582.72	294	10
0	8.263	MCPA (6)	0.0000	0.00	0	0
0	8.729	Dichloroprop (7)	0.0000	0.00	0	0
0	9.010	2,4-D (8)	0.0000	0.00	0	0
0	9.284	Pentachlorophenol (9	0.0000	0.00	0	0
0	10.004	2,4,5-TP (10)	0.0000	0.00	0	0
0	10.319	2,4,5-T (11)	0.0000	0.00	0	0
10	11.007	2,4-DB (12)	10.5522	5497.60	2	7e-02
0	11.903	Pichloram	0.0000	0.00	0	0
0	12.087	Dinoseb	0.0000	0.00	0	0
			2785.0441	1431888.00	557	19

==========

Surrogate Level = 500 ppb

==========

Client Id: COMP-1

Software Version: 4.1<1L22>
Date: 11/18/2019 10:35 AM
Sample Name : 61944 10x
Data File : E:\TC2019\ECD12\11-NOV\N17B031.RAW Date: 11/18/2019 08:29 AM
Sequence File: E:\TC2019\ECD12\11-NOV\HERB.SEQ Cycle: 331 Channel : B
Instrument : AUTOECD_12 Rack/Vial: 0/0 Operator: jrb
Sample Amount : 1.0000 Dilution Factor : 1.00

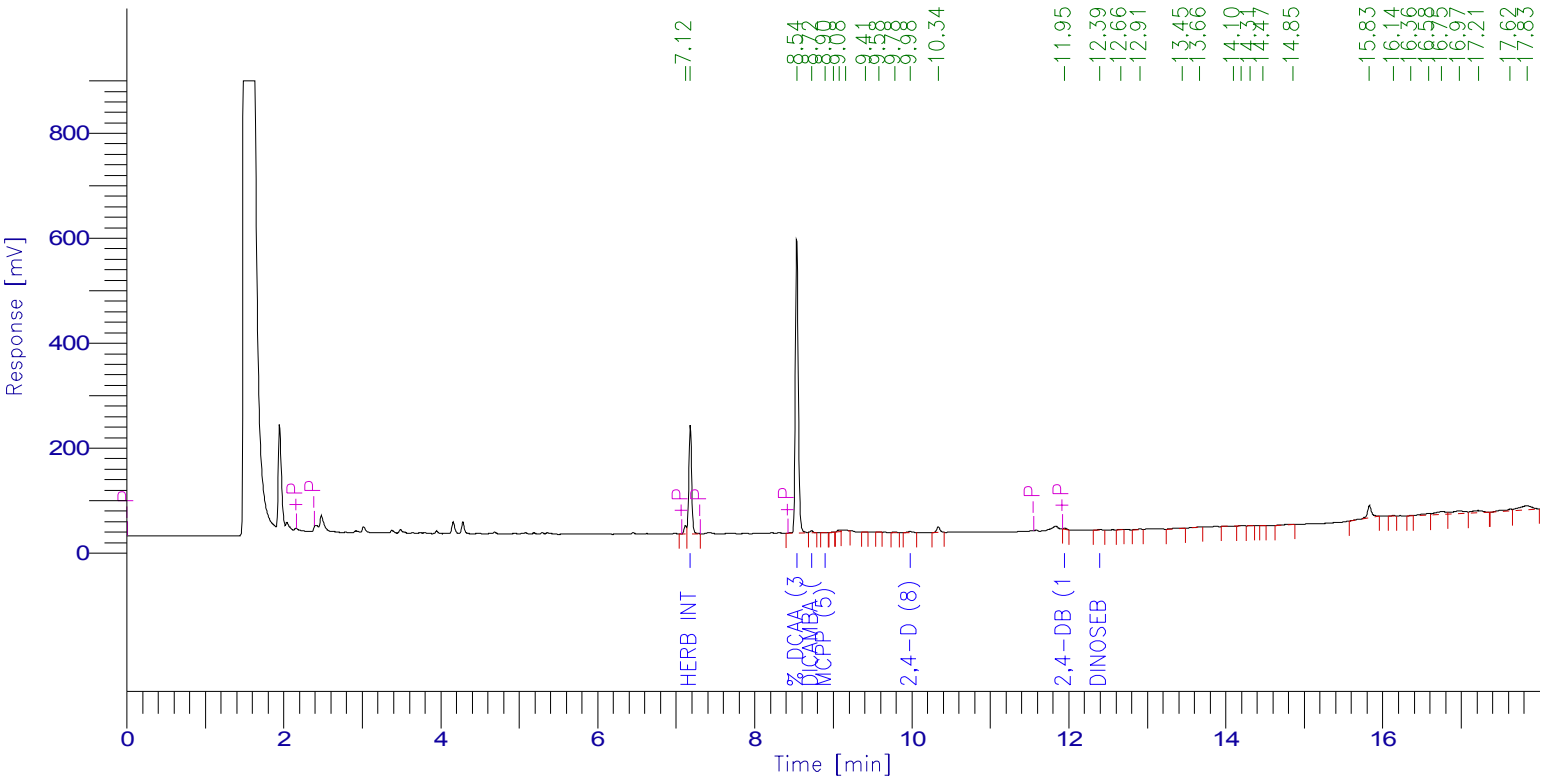

HERBICIDES REPORT

Peak #	Time [min]	Component Name	Raw Amount	Area [µV·s]	Surrogate Rec (%)	Spk 15000
0	2.247	Dalapon (1)	0.0000	0.00	0	0
2	7.179	Herb Int Std (2)	100.0000	517771.33	20	1
3	8.536	% DCAA (3)	1164.4742	1462088.44	233	8
4	8.724	Dicamba (4)	1.8548	9001.64	0	1e-02
5	8.899	MCPP (5)	248.1795	1556.80	50	2
0	9.264	MCPA (6)	0.0000	0.00	0	0
0	9.697	Dichloroprop (7)	0.0000	0.00	0	0
12	9.980	2,4-D (8)	4.4099	7827.84	1	3e-02
0	10.598	Pentachlorophenol (9	0.0000	0.00	0	0
0	11.040	2,4,5-TP (10)	0.0000	0.00	0	0
0	11.472	2,4,5-T (11)	0.0000	0.00	0	0
14	11.947	2,4-DB (12)	3.7368	2906.56	1	2e-02
15	12.393	Dinoseb	1.0949	5536.00	0	7e-03
0	13.433	Pichloram	0.0000	0.00	0	0
			1523.7502	2006688.61	305	10

==========

Surrogate Level = 500 ppb

==========

6D

HERBICIDE INITIAL CALIBRATION OF SINGLE COMPONENT ANALYTES

Lab Name: Phoenix Environmental Client: NETC

Lab Code: Phoenix Case No.: SAS No.: SDG No.: GCE61964

Instrument ID: ECD12

GC Col A: CLP Pest 1 ID: 0.53 (mm) Date(s) Analyzed: 11/12/19 11/12/19

Method File: HRBN12AI

COMPOUND	RT OF STANDARDS			MEAN	RT WINDOW	
	LOW N12A009	MID N12A007A	HIGH N12A005A	RT	FROM	TO
2,4,5-T	10.37	10.38	10.34	10.36	10.31	10.41
2,4,5-TP (Silvex)	10.06	10.07	10.03	10.05	10.00	10.10
2,4-D	9.06	9.07	9.03	9.05	9.00	9.10
2,4-DB	10.97	10.98	10.94	10.96	10.92	11.02
Dalapon	2.13	2.14	2.13	2.13	2.08	2.18
Dicamba	7.85	7.84	7.82	7.84	7.79	7.89
Dichloroprop	8.78	8.78	8.75	8.77	8.72	8.82
Dinoseb	12.15	12.16	12.12	12.14	12.09	12.19
% DCAA (Surrogate Rec)	7.61	7.60	7.58	7.60	7.55	7.65

Retention time windows are ± 0.05 minutes for all compounds that elute
Retention time windows are ± 0.05 minutes for all compounds.

FORM VI HERB

6D
HERBICIDE INITIAL CALIBRATION OF SINGLE COMPONENT ANALYTES

Lab Name: Phoenix Environmental Client: NETC

Lab Code: Phoenix Case No.: SAS No.: SDG No.: GCE61964

Instrument ID: ECD12

GC Col B: CLP Pest 2 ID: 0.53 (mm) Date(s) Analyzed: 11/12/19 11/12/19

Method File: HRBN12BI

COMPOUND	RT OF STANDARDS			MEAN	RT WINDOW	
	LOW N12B009	MID N12B007A	HIGH N12B005A	RT	FROM	TO
2,4,5-T	11.48	11.49	11.44	11.47	11.42	11.52
2,4,5-TP (Silvex)	11.05	11.06	11.01	11.04	10.98	11.08
2,4-D	10.09	10.10	10.05	10.08	10.02	10.12
2,4-DB	12.04	12.05	12.00	12.03	11.97	12.07
Dalapon	2.25	2.27	2.24	2.25	2.20	2.30
Dicamba	8.82	8.82	8.78	8.81	8.75	8.85
Dichloroprop	9.71	9.71	9.67	9.70	9.64	9.74
Dinoseb	12.40	12.41	12.36	12.39	12.33	12.43
% DCAA (Surrogate Rec)	8.58	8.58	8.54	8.57	8.51	8.61

Retention time windows are ± 0.05 minutes for all compounds that elute
Retention time windows are ± 0.05 minutes for all compounds.

FORM VI HERB

6E

HERBICIDE INITIAL CALIBRATION OF SINGLE COMPONENT ANALYTES (FACTORS)

Lab Name: Phoenix Environmental Client: NETC

Lab Code: Phoenix Case No.: SAS No.: SDG No.: GCE61964

Instr ID: ECD12 Levels: 5

GC Col A: ID: (mm) Analysis Dates: 11/12/19 - 11/12/19

Method File: HRBN12AI

CALIBRATION FACTORS

COMPOUND	Level 1 N12A009	Level 2 N12A008A	Level 3 N12A007A	Level 4 N12A006A	Level 5 N12A005A	Level 6	Level 7		MEAN	%RSD	*
2,4,5-T	1.266	1.210	1.148	1.098	1.042				1.153	7.68	
2,4,5-TP (Silvex)	1.275	1.225	1.163	1.117	1.063				1.169	7.18	
2,4-D	0.316	0.298	0.282	0.270					0.292	6.89	
2,4-DB	0.140	0.135	0.127	0.122	0.116				0.128	7.70	
Dalapon	0.417	0.393	0.373	0.364	0.363				0.382	6.03	
Dicamba	0.945	0.897	0.857	0.829	0.799				0.865	6.58	
Dichloroprop	0.257	0.242	0.230	0.220	0.211				0.232	7.85	
Dinoseb	0.943	0.905	0.854	0.826	0.789				0.864	7.11	
% DCAA (Surrogate Rec)	0.248	0.214	0.200	0.187	0.179				0.206	13.33	

%RSD must be less than or equal 20.0% for all compounds. (*) Criteria exceeded.

FORM VI HERB

6E

HERBICIDE INITIAL CALIBRATION OF SINGLE COMPONENT ANALYTES (FACTORS)

Lab Name: Phoenix Environmental Client: NETC

Lab Code: Phoenix Case No.: SAS No.: SDG No.: GCE61964

Instr ID: ECD12 Levels: 5

GC Col B: ID: (mm) Analysis Dates: 11/12/19 - 11/12/19

Method File: HRBN12BI

CALIBRATION FACTORS

COMPOUND	Level 1 N12B009	Level 2 N12B008A	Level 3 N12B007A	Level 4 N12B006A	Level 5 N12B005A	Level 6	Level 7		MEAN	%RSD	*
2,4,5-T	1.321	1.306	1.190	1.160	1.135				1.223	6.99	
2,4,5-TP (Silvex)	1.303	1.299	1.198	1.176	1.178				1.231	5.24	
2,4-D	0.366	0.359	0.334	0.320	0.336				0.343	5.48	
2,4-DB	0.158	0.158	0.147	0.144	0.144				0.150	4.97	
Dalapon	0.458	0.446	0.408	0.398	0.426				0.427	5.87	
Dicamba	1.002	0.968	0.917	0.889	0.909				0.937	4.97	
Dichloroprop	0.289	0.278	0.263	0.252	0.257				0.268	5.75	
Dinoseb	1.058	1.052	0.940	0.910	0.924				0.976	7.39	
% DCAA (Surrogate Rec)	0.287	0.255	0.233	0.219	0.219				0.242	11.77	

%RSD must be less than or equal 20.0% for all compounds. (*) Criteria exceeded.

FORM VI HERB

Turbochrom Method File : E:\TC2019\ECD12\11-NOV\HRBN12AI.MTH
Created by : am on : 11/13/2019 11:19 AM
Edited by : JRB on : 11/27/2019 08:01 AM
Description : HERBICIDE w internal standard

Number of Times Edited : 9
Number of Times Calibrated : 5924

Instrument Conditions :

Instrument Control Method:
Instrument name : AUTOECD2

Channel Parameters:
Data will be collected from both channels

Channel A signal source: DetA		Channel B signal source: DetB	
Analog Output	: INT	Analog Output	: INT
Attenuation	: -3	Attenuation	: -3
Offset	: 5.0 mV	Offset	: 5.0 mV

Delay Time : 0.00 min.
Run Time : 16.60 min.
Sampling Rate : 25.0000 pts/s

Autosampler Method:

Injection Volume	: 1.0 µl	Pre-Sequence Washes	: 0
Injection Speed	: NORM	Sample Washes	: 2
Viscosity Delay	: 0	Sample Pumps	: 6
Waste Vial	: 1	Solvent A Washes	: 2

Carriers Parameters:
Carrier A control : Press - PSIG
Initial Setpoint : 14.0 Initial Hold : 999.00 min

Carrier B control : NONE
Initial Setpoint : 0 Initial Hold : 0.00 min

Auxiliary Pneumatic 1 :
Auxiliary Pneumatic 1 setpoint : 0
Auxiliary Pneumatic 2 :
Auxiliary Pneumatic 2 setpoint : 0
Auxiliary Pneumatic 3 :
Auxiliary Pneumatic 3 setpoint : 0
Auxiliary Pneumatic 4 :
Auxiliary Pneumatic 4 setpoint : 0

Valve configuration and settings:

Valve 1 : VALVE OFF	Valve 2 : NONE
Valve 3 : NONE	Valve 4 : NONE
Valve 5 : NONE	Valve 6 : NONE

Detector Parameters:

Detector A : ECD		Detector B : ECD	
Range	: 1	Range	: 1
Time Constant	: 200	Time Constant	: 200

Autozero : ON	Autozero : ON
Ref Gas Flow : 30.0 mL/m	Ref Gas Flow : 30.0 mL/m
MkUp Gas Flow : 0.0 mL/m	MkUp Gas Flow : 0.0 mL/m

Heated Zones:

Injector A :
Injector A Setpoint : 250°
Injector B :
Injector B Setpoint : OFF
Detector A : 380°
Detector B : 380°
Auxiliary (NONE) : 0°

Oven Program:

Cryogenics : OFF
Initial Temp : 130° Maximum Temp : 350°
Initial Hold : 1.00 min Equilibration Time : 2.0 min
Ramp 1 : 12.5 °/min to 300°, hold for 2.00 min

Total Run Time : 16.60 min

Timed Events:

There are no timed events in the method

Real Time Plot Parameters :

Channel A -- Pages: 1 Offset: 0.000 mV Scale: 1000.000 mV
Channel B -- Pages: 1 Offset: 0.000 mV Scale: 1000.000 mV

Processing Parameters :

Bunch Factor : 1 points
Noise Threshold : 73 µV
Area Threshold : 367.00 µV

Peak Separation Criteria
Width Ratio : 0.200
Valley-to-Peak Ratio : 0.010

Exponential Skim Criteria
Peak Height Ratio : 5.000
Adjusted Height Ratio : 4.000
Valley Height Ratio : 3.000

Baseline Timed Events :

Event #1 - -P at 0.045
Event #2 - +P at 2.077
Event #3 - -P at 2.265
Event #4 - +P at 6.208
Event #5 - -P at 6.415
Event #6 - +P at 7.477
Event #7 - -P at 11.182
Event #8 - +P at 11.854

Annotated Replot Parameters :

No replot will be printed

Report Format files :
No report format files given

User Programs :
No user programs will be executed

Global Information :
Default Sample Volume : 1.000 ul
Quantitation Units :
Void Time : 0.000 min
Correct amounts during calibration : NO
Reject outliers during calibration : NO
An Internal Standard calibration will be used
Unknown peaks will use the response factor of the nearest reference peak

Component Information :
Dalapon (1)
Component Type : Single Peak Component
Retention Time : 2.135 min Search Window: 1.10 s, 1.00 %
Reference Component: Herb Int Std (2)
Find peak closest to expected RT in window
Internal Standard : Herb Int Std (2)
Use Average Calibration Factor (Area ratio / Amount ratio)
User Values:
Label :
Value 1: 0.000000
Value 2: 0.000000
Value 3: 0.000000
Value 4: 0.000000
Value 5: 0.000000
Calibration Levels:

Level Name	Amount	Area	Height	ISTD Resp.	ISTD Amt.	# Replicates
1	50.0000	82783.20	27937.07	0.2085	0.5000	1
2	75.0000	115454.56	41202.50	0.2946	0.7500	1
3	100.0000	144092.48	50291.69	0.3728	1.0000	1
4	125.0000	174412.80	63425.92	0.4551	1.2500	1
5	150.0000	213566.40	71697.38	0.5439	1.5000	1

Average Calibration Factor = 0.381870 (%RSD = 6.03)

Herb Int Std (2)
Component Type : Single Peak Component
Retention Time : 6.332 min Search Window: 1.00 s, 1.00 %
Reference Component:
Find peak closest to expected RT in window
Internal Standard :
Use Average Calibration Factor (Area ratio / Amount ratio)
User Values:
Label :
Value 1: 0.000000
Value 2: 0.000000
Value 3: 0.000000
Value 4: 0.000000
Value 5: 0.000000

Calibration Levels:

Level Name	Amount	Area	Height	ISTD Resp.	ISTD Amt.	# Replicates
1	100.0000	397067.52	166556.92	1.0000	1.0000	1
2	100.0000	391839.68	167269.92	1.0000	1.0000	1
3	100.0000	386480.80	162125.76	1.0000	1.0000	1
4	100.0000	383206.72	163801.81	1.0000	1.0000	1
5	100.0000	392691.84	165307.92	1.0000	1.0000	1

Average Calibration Factor = 1.000000 (%RSD = 0.00)

% DCAA (3)

Component Type : Single Peak Component
Retention Time : 7.593 min Search Window: 0.50 s, 0.50 %
Reference Component: Herb Int Std (2)
Find peak closest to expected RT in window
Internal Standard : Herb Int Std (2)
Use Average Calibration Factor (Area ratio / Amount ratio)
User Values:
Label :
Value 1: 0.000000
Value 2: 0.000000
Value 3: 0.000000
Value 4: 0.000000
Value 5: 0.000000
Calibration Levels:

Level Name	Amount	Area	Height	ISTD Resp.	ISTD Amt.	# Replicates
1	200.0000	197335.38	80255.97	0.4970	2.0000	1
2	400.0000	336156.91	135219.11	0.8579	4.0000	1
3	600.0000	462778.32	185532.27	1.1974	6.0000	1
4	800.0000	574181.97	231464.67	1.4984	8.0000	1
5	1000.0000	702151.68	282969.11	1.7880	10.0000	1

Average Calibration Factor = 0.205727 (%RSD = 13.33)

Dicamba (4)

Component Type : Single Peak Component
Retention Time : 7.833 min Search Window: 0.50 s, 0.50 %
Reference Component: Herb Int Std (2)
Find peak closest to expected RT in window
Internal Standard : Herb Int Std (2)
Use Average Calibration Factor (Area ratio / Amount ratio)
User Values:
Label :
Value 1: 0.000000
Value 2: 0.000000
Value 3: 0.000000
Value 4: 0.000000
Value 5: 0.000000
Calibration Levels:

Level Name	Amount	Area	Height	ISTD Resp.	ISTD Amt.	# Replicates
1	50.0000	187530.88	77616.42	0.4723	0.5000	1
2	75.0000	263509.28	107476.21	0.6725	0.7500	1
3	100.0000	331215.04	134489.27	0.8570	1.0000	1
4	125.0000	397260.80	161621.23	1.0367	1.2500	1
5	150.0000	470886.72	189603.03	1.1991	1.5000	1

Average Calibration Factor = 0.865399 (%RSD = 6.58)

MCPP (5)

Component Type : Single Peak Component
Retention Time : 8.107 min Search Window: 0.50 s, 0.50 %

Reference Component: Herb Int Std (2)
Find peak closest to expected RT in window
Internal Standard : Herb Int Std (2)
Use Average Calibration Factor (Area ratio / Amount ratio)
User Values:
Label :
Value 1: 0.000000
Value 2: 0.000000
Value 3: 0.000000
Value 4: 0.000000
Value 5: 0.000000
Calibration Levels:

Level Name	Amount	Area	Height	ISTD Resp.	ISTD Amt.	# Replicates
1	15000.0000	47806.40	21000.86	0.1204	150.0000	1
2	22500.0000	69825.92	29849.61	0.1782	225.0000	1
3	30000.0000	88799.20	36941.44	0.2298	300.0000	1
4	37500.0000	107774.72	45228.85	0.2812	375.0000	1
5	45000.0000	124859.84	52397.80	0.3180	450.0000	1

Average Calibration Factor = 0.000763 (%RSD = 4.98)

MCPA (6)
Component Type : Single Peak Component
Retention Time : 8.301 min Search Window: 0.50 s, 0.50 %
Reference Component: Herb Int Std (2)
Find peak closest to expected RT in window
Internal Standard : Herb Int Std (2)
Use Average Calibration Factor (Area ratio / Amount ratio)
User Values:
Label :
Value 1: 0.000000
Value 2: 0.000000
Value 3: 0.000000
Value 4: 0.000000
Value 5: 0.000000
Calibration Levels:

Level Name	Amount	Area	Height	ISTD Resp.	ISTD Amt.	# Replicates
1	15000.0000	75852.16	31203.70	0.1910	150.0000	1
2	22500.0000	106843.52	43292.51	0.2727	225.0000	1
3	30000.0000	134128.64	54927.07	0.3471	300.0000	1
4	37500.0000	162674.24	65881.58	0.4245	375.0000	1
5	45000.0000	184715.68	76794.31	0.4704	450.0000	1

Average Calibration Factor = 0.001164 (%RSD = 7.37)

Dichloroprop (7)
Component Type : Single Peak Component
Retention Time : 8.769 min Search Window: 0.50 s, 0.50 %
Reference Component: Herb Int Std (2)
Find peak closest to expected RT in window
Internal Standard : Herb Int Std (2)
Use Average Calibration Factor (Area ratio / Amount ratio)
User Values:
Label :
Value 1: 0.000000
Value 2: 0.000000
Value 3: 0.000000
Value 4: 0.000000
Value 5: 0.000000

Calibration Levels:

Level Name	Amount	Area	Height	ISTD Resp.	ISTD Amt.	# Replicates
1	100.0000	102178.24	40760.37	0.2573	1.0000	1
2	150.0000	142018.24	56069.39	0.3624	1.5000	1
3	200.0000	177972.80	70066.33	0.4605	2.0000	1
4	250.0000	211132.48	82730.69	0.5510	2.5000	1
5	300.0000	248178.56	98023.45	0.6320	3.0000	1

Average Calibration Factor = 0.232051 (%RSD = 7.85)

2,4-D (8)

Component Type : Single Peak Component
Retention Time : 9.052 min Search Window: 0.50 s, 0.50 %
Reference Component: Herb Int Std (2)
Find peak closest to expected RT in window
Internal Standard : Herb Int Std (2)
Use Average Calibration Factor (Area ratio / Amount ratio)
User Values:
Label :
Value 1: 0.000000
Value 2: 0.000000
Value 3: 0.000000
Value 4: 0.000000
Value 5: 0.000000
Calibration Levels:

Level Name	Amount	Area	Height	ISTD Resp.	ISTD Amt.	# Replicates
1	100.0000	125562.64	50387.48	0.3162	1.0000	1
2	150.0000	175021.10	69968.47	0.4467	1.5000	1
3	200.0000	218281.52	87126.21	0.5648	2.0000	1
4	250.0000	258323.36	102422.45	0.6741	2.5000	1

Average Calibration Factor = 0.291510 (%RSD = 6.89)

Pentachlorophenol (9)

Component Type : Single Peak Component
Retention Time : 9.327 min Search Window: 0.50 s, 0.50 %
Reference Component: Herb Int Std (2)
Find peak closest to expected RT in window
Internal Standard : Herb Int Std (2)
Use Average Calibration Factor (Area ratio / Amount ratio)
User Values:
Label :
Value 1: 0.000000
Value 2: 0.000000
Value 3: 0.000000
Value 4: 0.000000
Value 5: 0.000000
Calibration Levels:

Level Name	Amount	Area	Height	ISTD Resp.	ISTD Amt.	# Replicates
1	20.0000	266840.00	108599.91	0.6720	0.2000	1
2	30.0000	382312.80	153027.82	0.9757	0.3000	1
3	40.0000	481543.52	193630.57	1.2460	0.4000	1
4	50.0000	576256.48	228027.15	1.5038	0.5000	1
5	60.0000	688139.47	273664.64	1.7524	0.6000	1

Average Calibration Factor = 3.131101 (%RSD = 5.69)

2,4,5-TP (10)

Component Type : Single Peak Component
Retention Time : 10.050 min Search Window: 0.50 s, 0.50 %
Reference Component: Herb Int Std (2)

Find peak closest to expected RT in window
Internal Standard : Herb Int Std (2)
Use Average Calibration Factor (Area ratio / Amount ratio)
User Values:
Label :
Value 1: 0.000000
Value 2: 0.000000
Value 3: 0.000000
Value 4: 0.000000
Value 5: 0.000000
Calibration Levels:

Level Name	Amount	Area	Height	ISTD Resp.	ISTD Amt.	# Replicates
1	50.0000	253034.24	102091.19	0.6373	0.5000	1
2	75.0000	360031.84	143697.39	0.9188	0.7500	1
3	100.0000	449369.28	178678.98	1.1627	1.0000	1
4	125.0000	535271.36	211229.30	1.3968	1.2500	1
5	150.0000	626304.32	247943.13	1.5949	1.5000	1

Average Calibration Factor = 1.168612 (%RSD = 7.18)

2,4,5-T (11)
Component Type : Single Peak Component
Retention Time : 10.367 min Search Window: 0.50 s, 0.50 %
Reference Component: Herb Int Std (2)
Find peak closest to expected RT in window
Internal Standard : Herb Int Std (2)
Use Average Calibration Factor (Area ratio / Amount ratio)
User Values:
Label :
Value 1: 0.000000
Value 2: 0.000000
Value 3: 0.000000
Value 4: 0.000000
Value 5: 0.000000
Calibration Levels:

Level Name	Amount	Area	Height	ISTD Resp.	ISTD Amt.	# Replicates
1	50.0000	251402.56	99596.95	0.6331	0.5000	1
2	75.0000	355727.04	142433.79	0.9078	0.7500	1
3	100.0000	443744.00	173563.05	1.1482	1.0000	1
4	125.0000	525969.28	208218.85	1.3725	1.2500	1
5	150.0000	614043.52	243188.20	1.5637	1.5000	1

Average Calibration Factor = 1.153081 (%RSD = 7.68)

2,4-DB (12)
Component Type : Single Peak Component
Retention Time : 10.968 min Search Window: 1.00 s, 1.00 %
Reference Component: Herb Int Std (2)
Find peak closest to expected RT in window
Internal Standard : Herb Int Std (2)
Use Average Calibration Factor (Area ratio / Amount ratio)
User Values:
Label :
Value 1: 0.000000
Value 2: 0.000000
Value 3: 0.000000
Value 4: 0.000000
Value 5: 0.000000
Calibration Levels:

Level Name	Amount	Area	Height	ISTD Resp.	ISTD Amt.	# Replicates
1	500.0000	278432.00	109863.07	0.7012	5.0000	1
2	750.0000	396776.32	156490.39	1.0126	7.5000	1
3	1000.0000	490297.92	194340.60	1.2686	10.0000	1
4	1250.0000	585189.76	232855.28	1.5271	12.5000	1
5	1500.0000	680805.76	269538.33	1.7337	15.0000	1

Average Calibration Factor = 0.127973 (%RSD = 7.70)

Pichloram

Component Type : Single Peak Component
Retention Time : 11.958 min Search Window: 0.50 s, 0.50 %
Reference Component: Herb Int Std (2)
Find peak closest to expected RT in window
Internal Standard : Herb Int Std (2)
Use Average Calibration Factor (Area ratio / Amount ratio)
User Values:
Label :
Value 1: 0.000000
Value 2: 0.000000
Value 3: 0.000000
Value 4: 0.000000
Value 5: 0.000000
Calibration Levels:

Level Name	Amount	Area	Height	ISTD Resp.	ISTD Amt.	# Replicates
1	50.0000	288243.20	113140.34	0.7259	0.5000	1
2	75.0000	418726.40	164644.57	1.0686	0.7500	1
3	100.0000	518324.80	199843.18	1.3411	1.0000	1
4	125.0000	627966.08	242054.73	1.6387	1.2500	1
5	150.0000	713213.92	280483.56	1.8162	1.5000	1

Average Calibration Factor = 1.347921 (%RSD = 7.13)

Dinoseb

Component Type : Single Peak Component
Retention Time : 12.143 min Search Window: 0.50 s, 0.50 %
Reference Component: Herb Int Std (2)
Find peak closest to expected RT in window
Internal Standard : Herb Int Std (2)
Use Average Calibration Factor (Area ratio / Amount ratio)
User Values:
Label :
Value 1: 0.000000
Value 2: 0.000000
Value 3: 0.000000
Value 4: 0.000000
Value 5: 0.000000
Calibration Levels:

Level Name	Amount	Area	Height	ISTD Resp.	ISTD Amt.	# Replicates
1	50.0000	187211.52	72659.14	0.4715	0.5000	1
2	75.0000	266068.80	102666.17	0.6790	0.7500	1
3	100.0000	330028.96	126631.43	0.8539	1.0000	1
4	125.0000	395804.96	152733.56	1.0329	1.2500	1
5	150.0000	464807.04	176890.44	1.1836	1.5000	1

Average Calibration Factor = 0.863533 (%RSD = 7.11)

Turbochrom Method File : E:\TC2019\ECD12\11-NOV\HRBN12BI.MTH
Created by : am on : 11/13/2019 11:22 AM
Edited by : jrb on : 11/27/2019 08:05 AM
Description : HERBICIDE w internal standard

Number of Times Edited : 13
Number of Times Calibrated : 6135

Instrument Conditions :

Instrument Control Method:
Instrument name : AUTOECD_12

Interface Parameters :
Delay Time : 0.00 min.
Run Time : 21.00 min.
Sampling Rate : 1.2500 pts/s
Interface Type : 9092
Analog Voltage Input : 1000 mV
Data will be collected from both channels

Timed Events:
There are no timed events in the method

Real Time Plot Parameters :
Channel A -- Pages: 1 Offset: 0.000 mV Scale: 1000.000 mV
Channel B -- Pages: 1 Offset: 0.000 mV Scale: 1000.000 mV

Processing Parameters :
Bunch Factor : 1 points
Noise Threshold : 64 µV
Area Threshold : 318.00 µV

Peak Separation Criteria
Width Ratio : 0.200
Valley-to-Peak Ratio : 0.010

Exponential Skim Criteria
Peak Height Ratio : 5.000
Adjusted Height Ratio : 4.000
Valley Height Ratio : 3.000

Baseline Timed Events :
Event #1 - -P at 0.017
Event #2 - +P at 2.215
Event #3 - -P at 2.345
Event #4 - +P at 7.070
Event #5 - -P at 7.308
Event #6 - +P at 8.426
Event #7 - -P at 10.696
Event #8 - +P at 10.854
Event #9 - -P at 11.133
Event #10 - +P at 11.330

Event #11 - -P at 11.558
Event #12 - +P at 11.925

Annotated Replot Parameters :
No replot will be printed

Report Format files :
No report format files given

User Programs :
No user programs will be executed

Global Information :
Default Sample Volume : 1.000 ul
Quantitation Units :
Void Time : 0.000 min
Correct amounts during calibration : NO
Reject outliers during calibration : NO
An Internal Standard calibration will be used
Unknown peaks will use the response factor of the nearest reference peak

Component Information :
Dalapon (1)
Component Type : Single Peak Component
Retention Time : 2.256 min Search Window: 1.10 s, 1.00 %
Reference Component: Herb Int Std (2)
Find peak closest to expected RT in window
Internal Standard : Herb Int Std (2)
Use Average Calibration Factor (Area ratio / Amount ratio)
User Values:
Label :
Value 1: 0.000000
Value 2: 0.000000
Value 3: 0.000000
Value 4: 0.000000
Value 5: 0.000000
Calibration Levels:

Level Name	Amount	Area	Height	ISTD Resp.	ISTD Amt.	# Replicates
1	50.0000	118167.68	38932.12	0.2292	0.5000	1
2	75.0000	165908.96	59441.04	0.3342	0.7500	1
3	100.0000	203774.56	72363.38	0.4080	1.0000	1
4	125.0000	246975.36	90651.59	0.4979	1.2500	1
5	150.0000	308091.84	102108.46	0.6386	1.5000	1

Average Calibration Factor = 0.427214 (%RSD = 5.87)

Herb Int Std (2)
Component Type : Single Peak Component
Retention Time : 7.213 min Search Window: 1.00 s, 1.00 %
Reference Component:
Find peak closest to expected RT in window
Internal Standard :
Use Average Calibration Factor (Area ratio / Amount ratio)
User Values:
Label :
Value 1: 0.000000

Value 2: 0.000000
Value 3: 0.000000
Value 4: 0.000000
Value 5: 0.000000

Calibration Levels:

Level Name	Amount	Area	Height	ISTD Resp.	ISTD Amt.	# Replicates
1	100.0000	515527.27	212088.88	1.0000	1.0000	1
2	100.0000	496457.50	204466.47	1.0000	1.0000	1
3	100.0000	499427.36	204422.22	1.0000	1.0000	1
4	100.0000	496069.60	203436.27	1.0000	1.0000	1
5	100.0000	482434.56	199351.45	1.0000	1.0000	1

Average Calibration Factor = 1.000000 (%RSD = 0.00)

% DCAA (3)

Component Type : Single Peak Component
Retention Time : 8.564 min Search Window: 0.50 s, 0.50 %
Reference Component: Herb Int Std (2)
Find peak closest to expected RT in window
Internal Standard : Herb Int Std (2)
Use Average Calibration Factor (Area ratio / Amount ratio)
User Values:
Label :
Value 1: 0.000000
Value 2: 0.000000
Value 3: 0.000000
Value 4: 0.000000
Value 5: 0.000000

Calibration Levels:

Level Name	Amount	Area	Height	ISTD Resp.	ISTD Amt.	# Replicates
1	200.0000	295402.24	117248.58	0.5730	2.0000	1
2	400.0000	505599.85	199401.86	1.0184	4.0000	1
3	600.0000	698236.65	274266.30	1.3981	6.0000	1
4	800.0000	868918.18	341492.45	1.7516	8.0000	1
5	1000.0000	1058516.80	416587.57	2.1941	10.0000	1

Average Calibration Factor = 0.242497 (%RSD = 11.77)

Dicamba (4)

Component Type : Single Peak Component
Retention Time : 8.806 min Search Window: 0.50 s, 0.50 %
Reference Component: Herb Int Std (2)
Find peak closest to expected RT in window
Internal Standard : Herb Int Std (2)
Use Average Calibration Factor (Area ratio / Amount ratio)
User Values:
Label :
Value 1: 0.000000
Value 2: 0.000000
Value 3: 0.000000
Value 4: 0.000000
Value 5: 0.000000

Calibration Levels:

Level Name	Amount	Area	Height	ISTD Resp.	ISTD Amt.	# Replicates
1	50.0000	258333.28	102827.59	0.5011	0.5000	1
2	75.0000	360598.72	142418.94	0.7263	0.7500	1
3	100.0000	458012.48	181234.62	0.9171	1.0000	1
4	125.0000	551445.76	218994.20	1.1116	1.2500	1
5	150.0000	658135.20	262501.09	1.3642	1.5000	1

Average Calibration Factor = 0.937502 (%RSD = 4.97)

MCPP (5)

Component Type : Single Peak Component
Retention Time : 8.960 min Search Window: 0.50 s, 0.50 %
Reference Component: Herb Int Std (2)
Find peak closest to expected RT in window
Internal Standard : Herb Int Std (2)
Use Average Calibration Factor (Area ratio / Amount ratio)
User Values:
Label :
Value 1: 0.000000
Value 2: 0.000000
Value 3: 0.000000
Value 4: 0.000000
Value 5: 0.000000
Calibration Levels:

Level Name	Amount	Area	Height	ISTD Resp.	ISTD Amt.	# Replicates
1	15000.0000	103520.62	39394.70	0.2008	150.0000	1
2	22500.0000	141336.87	53846.09	0.2847	225.0000	1
3	30000.0000	180392.47	68467.83	0.3612	300.0000	1
4	37500.0000	211593.60	80844.08	0.4265	375.0000	1
5	45000.0000	241442.08	94170.66	0.5005	450.0000	1

Average Calibration Factor = 0.001212 (%RSD = 7.66)

MCPA (6)

Component Type : Single Peak Component
Retention Time : 9.264 min Search Window: 0.50 s, 0.50 %
Reference Component: Herb Int Std (2)
Find peak closest to expected RT in window
Internal Standard : Herb Int Std (2)
Use Average Calibration Factor (Area ratio / Amount ratio)
User Values:
Label :
Value 1: 0.000000
Value 2: 0.000000
Value 3: 0.000000
Value 4: 0.000000
Value 5: 0.000000
Calibration Levels:

Level Name	Amount	Area	Height	ISTD Resp.	ISTD Amt.	# Replicates
1	15000.0000	158799.28	57139.77	0.3080	150.0000	1
2	22500.0000	215672.58	78565.33	0.4344	225.0000	1
3	30000.0000	278549.28	99823.04	0.5577	300.0000	1
4	37500.0000	327478.10	117001.59	0.6601	375.0000	1
5	45000.0000	372304.00	138239.56	0.7717	450.0000	1

Average Calibration Factor = 0.001864 (%RSD = 7.27)

Dichloroprop (7)

Component Type : Single Peak Component
Retention Time : 9.697 min Search Window: 0.50 s, 0.50 %
Reference Component: Herb Int Std (2)
Find peak closest to expected RT in window
Internal Standard : Herb Int Std (2)
Use Average Calibration Factor (Area ratio / Amount ratio)
User Values:
Label :
Value 1: 0.000000
Value 2: 0.000000

Value 3: 0.000000
Value 4: 0.000000
Value 5: 0.000000

Calibration Levels:

Level Name	Amount	Area	Height	ISTD Resp.	ISTD Amt.	# Replicates
1	100.0000	148998.08	58527.19	0.2890	1.0000	1
2	150.0000	207136.64	79971.56	0.4172	1.5000	1
3	200.0000	262207.68	101307.93	0.5250	2.0000	1
4	250.0000	313049.28	120920.07	0.6311	2.5000	1
5	300.0000	371240.96	145574.38	0.7695	3.0000	1

Average Calibration Factor = 0.267722 (%RSD = 5.75)

2,4-D (8)

Component Type : Single Peak Component
Retention Time : 10.078 min Search Window: 0.50 s, 0.50 %
Reference Component: Herb Int Std (2)
Find peak closest to expected RT in window
Internal Standard : Herb Int Std (2)
Use Average Calibration Factor (Area ratio / Amount ratio)
User Values:
Label :
Value 1: 0.000000
Value 2: 0.000000
Value 3: 0.000000
Value 4: 0.000000
Value 5: 0.000000

Calibration Levels:

Level Name	Amount	Area	Height	ISTD Resp.	ISTD Amt.	# Replicates
1	100.0000	188453.13	69842.98	0.3656	1.0000	1
2	150.0000	267136.47	97777.73	0.5381	1.5000	1
3	200.0000	333437.39	122267.82	0.6676	2.0000	1
4	250.0000	396991.00	143447.36	0.8003	2.5000	1
5	300.0000	486219.20	176632.84	1.0078	3.0000	1

Average Calibration Factor = 0.342831 (%RSD = 5.48)

Pentachlorophenol (9)

Component Type : Single Peak Component
Retention Time : 10.598 min Search Window: 0.50 s, 0.50 %
Reference Component: Herb Int Std (2)
Find peak closest to expected RT in window
Internal Standard : Herb Int Std (2)
Use Average Calibration Factor (Area ratio / Amount ratio)
User Values:
Label :
Value 1: 0.000000
Value 2: 0.000000
Value 3: 0.000000
Value 4: 0.000000
Value 5: 0.000000

Calibration Levels:

Level Name	Amount	Area	Height	ISTD Resp.	ISTD Amt.	# Replicates
1	20.0000	371167.20	142935.61	0.7200	0.2000	1
2	30.0000	525759.68	200074.45	1.0590	0.3000	1
3	40.0000	657924.80	250757.42	1.3174	0.4000	1
4	50.0000	793776.32	302706.63	1.6001	0.5000	1
5	60.0000	954878.40	362156.05	1.9793	0.6000	1

Average Calibration Factor = 3.384486 (%RSD = 5.06)

2,4,5-TP (10)

Component Type : Single Peak Component
Retention Time : 11.040 min Search Window: 0.50 s, 0.50 %
Reference Component: Herb Int Std (2)
Find peak closest to expected RT in window
Internal Standard : Herb Int Std (2)
Use Average Calibration Factor (Area ratio / Amount ratio)
User Values:
Label :
Value 1: 0.000000
Value 2: 0.000000
Value 3: 0.000000
Value 4: 0.000000
Value 5: 0.000000
Calibration Levels:

Level Name	Amount	Area	Height	ISTD Resp.	ISTD Amt.	# Replicates
1	50.0000	335854.08	130962.46	0.6515	0.5000	1
2	75.0000	483643.84	186428.95	0.9742	0.7500	1
3	100.0000	598072.16	231088.38	1.1975	1.0000	1
4	125.0000	729479.84	278455.78	1.4705	1.2500	1
5	150.0000	852699.52	326274.88	1.7675	1.5000	1

Average Calibration Factor = 1.230827 (%RSD = 5.24)

2,4,5-T (11)
Component Type : Single Peak Component
Retention Time : 11.472 min Search Window: 0.50 s, 0.50 %
Reference Component: Herb Int Std (2)
Find peak closest to expected RT in window
Internal Standard : Herb Int Std (2)
Use Average Calibration Factor (Area ratio / Amount ratio)
User Values:
Label :
Value 1: 0.000000
Value 2: 0.000000
Value 3: 0.000000
Value 4: 0.000000
Value 5: 0.000000
Calibration Levels:

Level Name	Amount	Area	Height	ISTD Resp.	ISTD Amt.	# Replicates
1	50.0000	340488.32	135068.69	0.6605	0.5000	1
2	75.0000	486358.40	190200.84	0.9797	0.7500	1
3	100.0000	594394.72	231531.56	1.1902	1.0000	1
4	125.0000	719266.72	276551.05	1.4499	1.2500	1
5	150.0000	821679.36	322184.11	1.7032	1.5000	1

Average Calibration Factor = 1.222540 (%RSD = 6.99)

2,4-DB (12)
Component Type : Single Peak Component
Retention Time : 12.031 min Search Window: 0.60 s, 0.60 %
Reference Component: Herb Int Std (2)
Find peak closest to expected RT in window
Internal Standard : Herb Int Std (2)
Use Average Calibration Factor (Area ratio / Amount ratio)
User Values:
Label :
Value 1: 0.000000
Value 2: 0.000000
Value 3: 0.000000

Value 4: 0.000000
Value 5: 0.000000

Calibration Levels:

Level Name	Amount	Area	Height	ISTD Resp.	ISTD Amt.	# Replicates
1	500.0000	408065.12	159704.97	0.7915	5.0000	1
2	750.0000	589383.20	232178.52	1.1872	7.5000	1
3	1000.0000	732590.40	282193.92	1.4669	10.0000	1
4	1250.0000	889977.60	344923.20	1.7941	12.5000	1
5	1500.0000	1044292.16	407287.59	2.1646	15.0000	1

Average Calibration Factor = 0.150224 (%RSD = 4.97)

Dinoseb

Component Type : Single Peak Component
Retention Time : 12.390 min Search Window: 0.50 s, 0.50 %
Reference Component: Herb Int Std (2)
Find peak closest to expected RT in window
Internal Standard : Herb Int Std (2)
Use Average Calibration Factor (Area ratio / Amount ratio)
User Values:
Label :
Value 1: 0.000000
Value 2: 0.000000
Value 3: 0.000000
Value 4: 0.000000
Value 5: 0.000000

Calibration Levels:

Level Name	Amount	Area	Height	ISTD Resp.	ISTD Amt.	# Replicates
1	50.0000	272587.84	104135.92	0.5288	0.5000	1
2	75.0000	391583.56	146396.73	0.7888	0.7500	1
3	100.0000	469364.00	179285.43	0.9398	1.0000	1
4	125.0000	564051.20	214362.73	1.1370	1.2500	1
5	150.0000	668546.51	252244.39	1.3858	1.5000	1

Average Calibration Factor = 0.976495 (%RSD = 7.39)

Pichloram

Component Type : Single Peak Component
Retention Time : 13.433 min Search Window: 0.50 s, 0.50 %
Reference Component: Herb Int Std (2)
Find peak closest to expected RT in window
Internal Standard : Herb Int Std (2)
Use Average Calibration Factor (Area ratio / Amount ratio)
User Values:
Label :
Value 1: 0.000000
Value 2: 0.000000
Value 3: 0.000000
Value 4: 0.000000
Value 5: 0.000000

Calibration Levels:

Level Name	Amount	Area	Height	ISTD Resp.	ISTD Amt.	# Replicates
1	50.0000	394239.22	144220.42	0.7647	0.5000	1
2	75.0000	562652.94	209640.71	1.1333	0.7500	1
3	100.0000	702645.13	257094.54	1.4069	1.0000	1
4	125.0000	839236.00	308139.66	1.6918	1.2500	1
5	150.0000	988808.37	371811.36	2.0496	1.5000	1

Average Calibration Factor = 1.433461 (%RSD = 5.72)

Client Id: Initial Calibration

Software Version: 4.1<1L22>
Date: 11/27/2019 08:01 AM
Sample Name : h5;18i
Data File : E:\TC2019\ECD12\11-NOV\N12A005A.RAW Date: 11/12/2019 02:57 PM
Sequence File: E:\TC2019\ECD12\11-NOV\HERB.SEQ Cycle: 165 Channel : A
Instrument : AUTOECD_12 Rack/Vial: 0/0 Operator: jrb
Sample Amount : 1.0000 Dilution Factor : 1.00

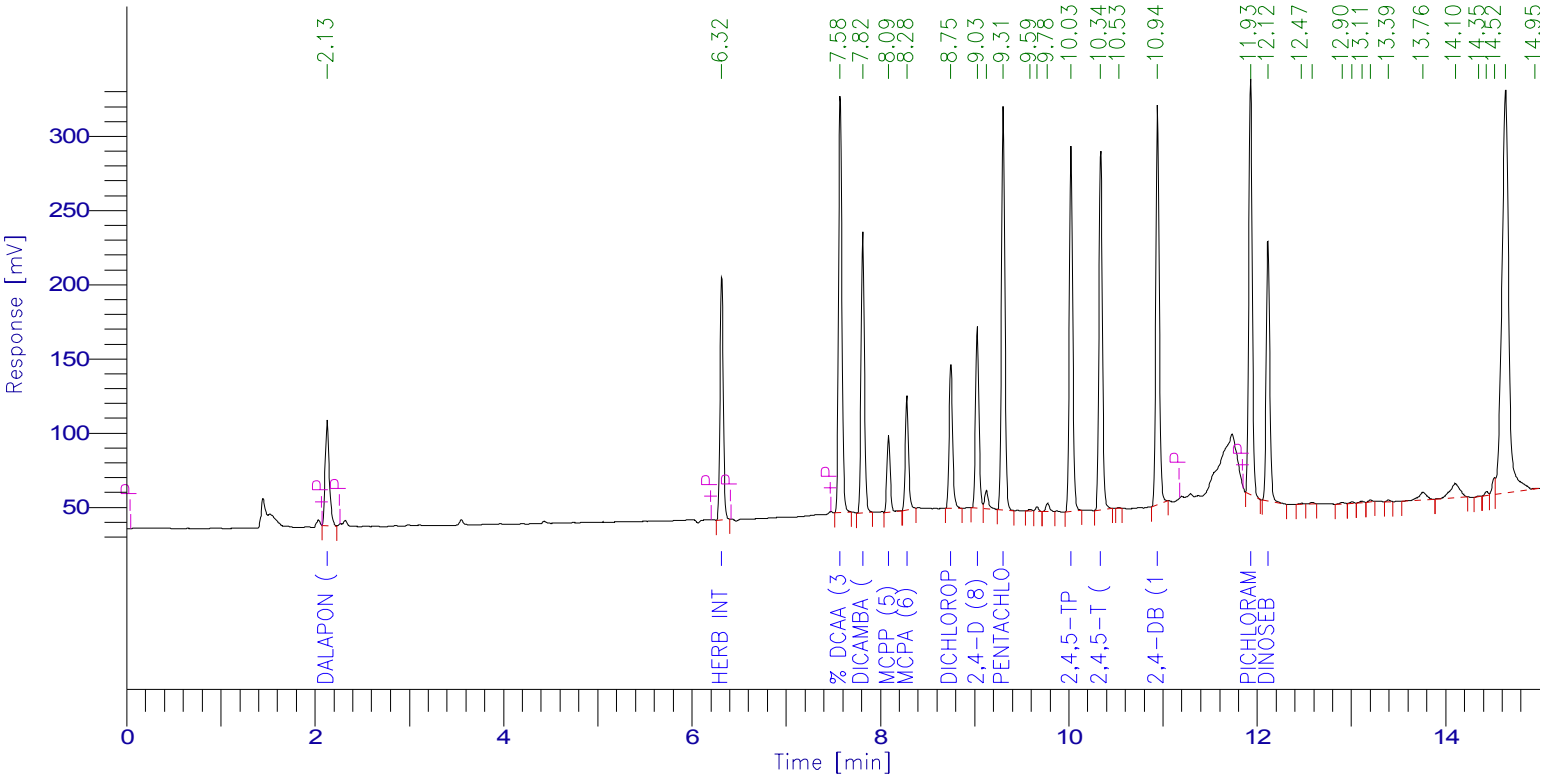

HERBICIDES REPORT

Peak #	Time [min]	Component Name	Raw Amount	Area [µV·s]	Surrogate Rec (%)	Spk 15000
1	2.131	Dalapon (1)	142.4183	213566.40	28	1
2	6.317	Herb Int Std (2)	100.0000	392691.84	20	1
3	7.575	% DCAA (3)	869.1372	702151.68	174	6
4	7.815	Dicamba (4)	138.5633	470886.72	28	1
5	8.088	MCPP (5)	41649.2958	124859.84	8330	278
6	8.283	MCPA (6)	40413.9417	184715.68	8083	269
7	8.749	Dichloroprop (7)	272.3508	248178.56	54	2
8	9.029	2,4-D (8)	268.9090	307830.31	54	2
10	9.305	Pentachlorophenol (9	55.9664	688139.47	11	0
14	10.025	2,4,5-TP (10)	136.4782	626304.32	27	1
15	10.340	2,4,5-T (11)	135.6087	614043.52	27	1
17	10.943	2,4-DB (12)	1354.7293	680805.76	271	9
18	11.930	Pichloram	134.7422	713213.92	27	1
19	12.115	Dinoseb	137.0698	464807.04	27	1
			85809.2106	6432195.06	17162	572

==========

Surrogate Level = 500 ppb

==========

Client Id: Initial Calibration

Software Version: 4.1<1L22>
Date: 11/27/2019 08:04 AM
Sample Name : h5;18i
Data File : E:\TC2019\ECD12\11-NOV\N12B005A.RAW Date: 11/12/2019 02:57 PM
Sequence File: E:\TC2019\ECD12\11-NOV\HERB.SEQ Cycle: 165 Channel : B
Instrument : AUTOECD_12 Rack/Vial: 0/0 Operator: jrb
Sample Amount : 1.0000 Dilution Factor : 1.00

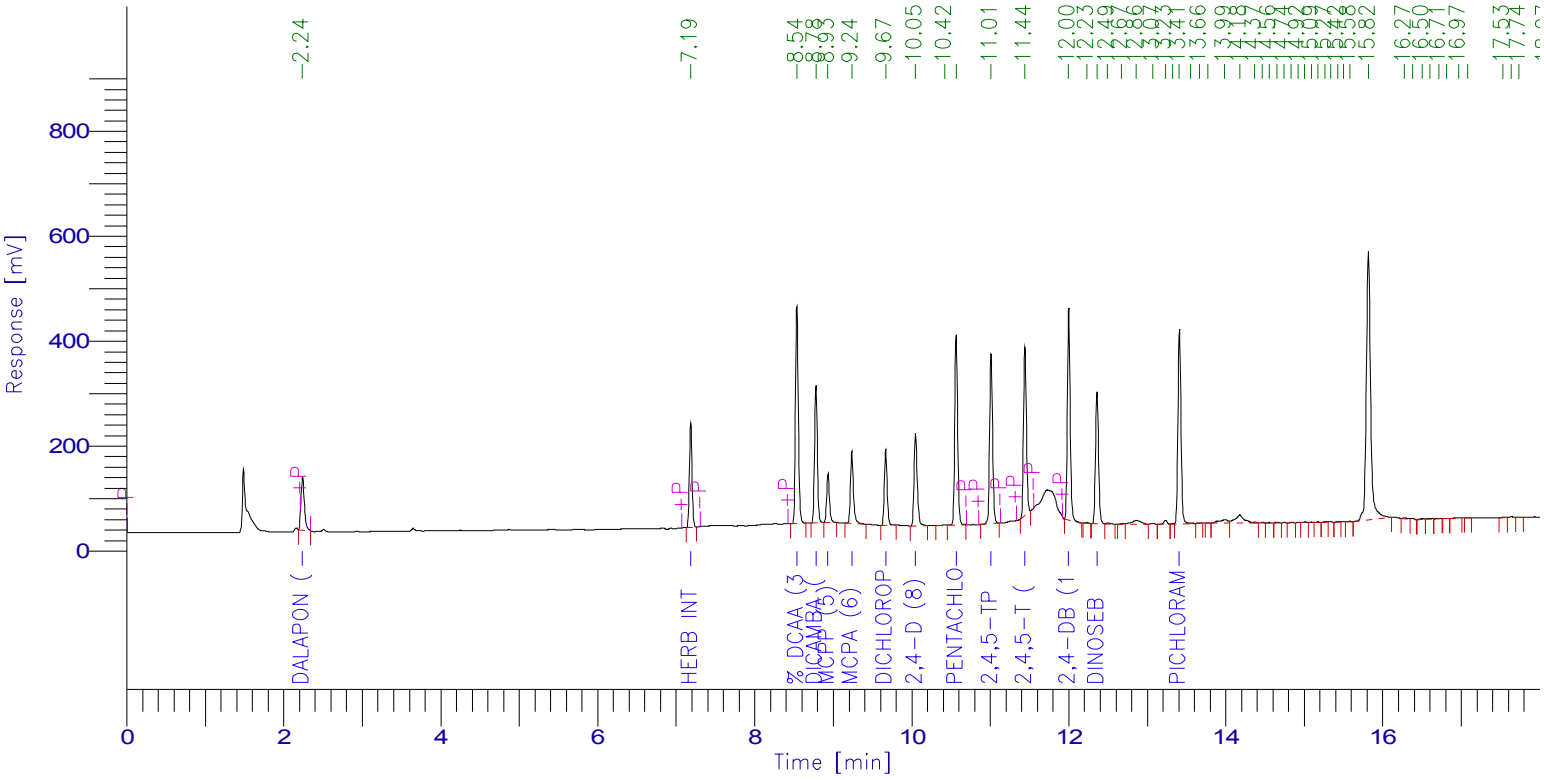

HERBICIDES REPORT

Peak #	Time [min]	Component Name	Raw Amount	Area [µV·s]	Surrogate Rec (%)	Spk 15000
1	2.243	Dalapon (1)	149.4846	308091.84	30	1
2	7.185	Herb Int Std (2)	100.0000	482434.56	20	1
3	8.537	% DCAA (3)	904.8021	1058516.80	181	6
4	8.779	Dicamba (4)	145.5449	658135.20	29	1
5	8.933	MCPP (5)	41309.0890	241442.08	8262	275
6	9.236	MCPA (6)	41406.7317	372304.00	8281	276
7	9.667	Dichloroprop (7)	287.4307	371240.96	57	2
8	10.047	2,4-D (8)	293.9772	486219.20	59	2
10	10.565	Pentachlorophenol (9	58.4813	954878.40	12	0
11	11.010	2,4,5-TP (10)	143.6021	852699.52	29	1
12	11.441	2,4,5-T (11)	139.3159	821679.36	28	1
13	11.998	2,4-DB (12)	1440.9356	1044292.16	288	10
15	12.358	Dinoseb	141.9134	668546.51	28	1
22	13.407	Pichloram	142.9841	988808.37	29	1
			86664.2925	9309288.97	17333	578

==========

Surrogate Level = 500 ppb

==========

Client Id: Initial Calibration

Software Version: 4.1<1L22>
Date: 11/27/2019 08:02 AM
Sample Name : h4;18j
Data File : E:\TC2019\ECD12\11-NOV\N12A006A.RAW Date: 11/12/2019 03:21 PM
Sequence File: E:\TC2019\ECD12\11-NOV\HERB.SEQ Cycle: 166 Channel : A
Instrument : AUTOECD_12 Rack/Vial: 0/0 Operator: jrb
Sample Amount : 1.0000 Dilution Factor : 1.00

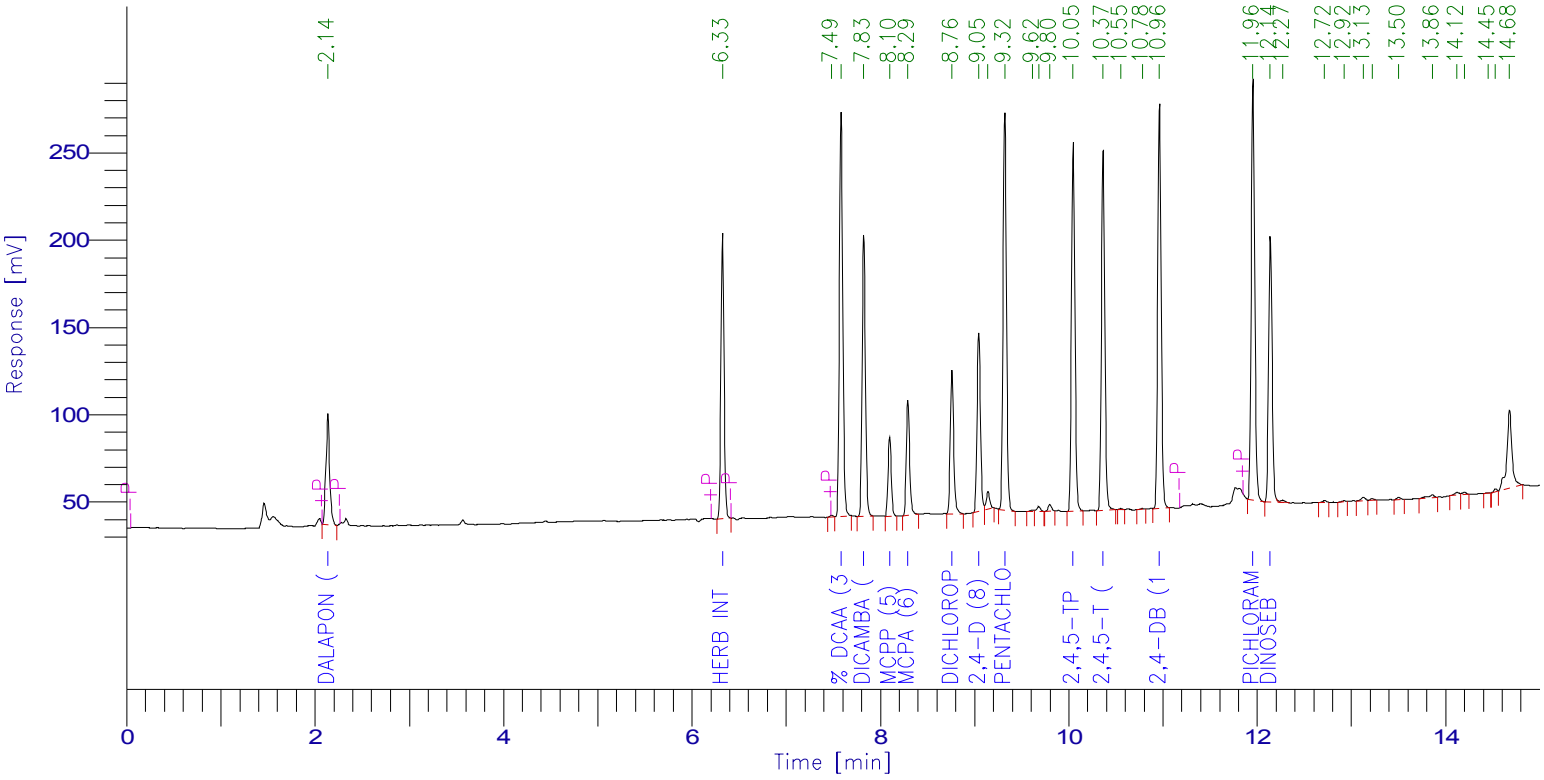

HERBICIDES REPORT

Peak #	Time [min]	Component Name	Raw Amount	Area [µV·s]	Surrogate Rec (%)	Spk 15000
1	2.139	Dalapon (1)	119.1873	174412.80	24	1
2	6.326	Herb Int Std (2)	100.0000	383206.72	20	1
4	7.584	% DCAA (3)	728.3258	574181.97	146	5
5	7.825	Dicamba (4)	119.7915	397260.80	24	1
6	8.100	MCPP (5)	36840.0790	107774.72	7368	246
7	8.294	MCPA (6)	36472.4548	162674.24	7294	243
8	8.761	Dichloroprop (7)	237.4314	211132.48	47	2
9	9.045	2,4-D (8)	231.2472	258323.36	46	2
11	9.322	Pentachlorophenol (9	48.0270	576256.48	10	0
15	10.048	2,4,5-TP (10)	119.5283	535271.36	24	1
16	10.365	2,4,5-T (11)	119.0331	525969.28	24	1
19	10.964	2,4-DB (12)	1193.2866	585189.76	239	8
20	11.956	Pichloram	121.5734	627966.08	24	1
21	12.140	Dinoseb	119.6104	395804.96	24	1
			76569.5759	5515425.01	15314	510

==========

Surrogate Level = 500 ppb

==========

Client Id: Initial Calibration

Software Version: 4.1<1L22>
Date: 11/27/2019 08:04 AM
Sample Name : h4;18j
Data File : E:\TC2019\ECD12\11-NOV\N12B006A.RAW Date: 11/12/2019 03:21 PM
Sequence File: E:\TC2019\ECD12\11-NOV\HERB.SEQ Cycle: 166 Channel : B
Instrument : AUTOECD_12 Rack/Vial: 0/0 Operator: jrb
Sample Amount : 1.0000 Dilution Factor : 1.00

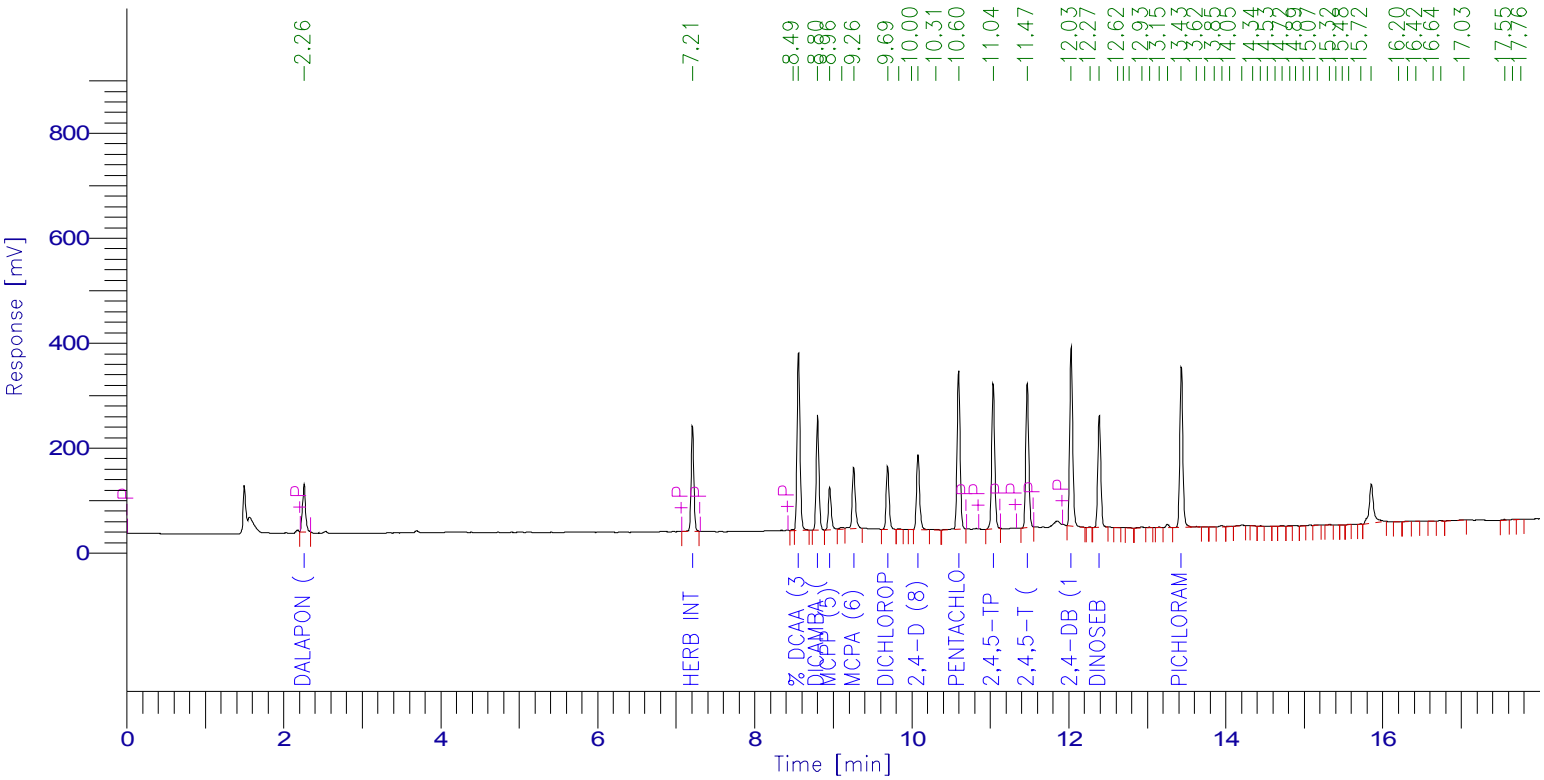

HERBICIDES REPORT

Peak #	Time [min]	Component Name	Raw Amount	Area [µV·s]	Surrogate Rec (%)	Spk 15000
1	2.262	Dalapon (1)	116.5375	246975.36	23	1
2	7.207	Herb Int Std (2)	100.0000	496069.60	20	1
4	8.558	% DCAA (3)	722.3214	868918.18	144	5
5	8.800	Dicamba (4)	118.5989	551445.76	24	1
6	8.955	MCPP (5)	35207.1588	211593.60	7041	235
8	9.261	MCPA (6)	35420.2251	327478.10	7084	236
9	9.693	Dichloroprop (7)	235.7142	313049.28	47	2
12	10.078	2,4-D (8)	233.4307	396991.00	47	2
14	10.596	Pentachlorophenol (9	47.2784	793776.32	9	0
15	11.037	2,4,5-TP (10)	119.4741	729479.84	24	1
16	11.470	2,4,5-T (11)	118.5998	719266.72	24	1
17	12.030	2,4-DB (12)	1194.2560	889977.60	239	8
19	12.387	Dinoseb	116.4410	564051.20	23	1
27	13.432	Pichloram	118.0200	839236.00	24	1
			73868.0559	7948308.56	14774	492

==========

Surrogate Level = 500 ppb

==========

Client Id: Initial Calibration

Software Version: 4.1<1L22>
Date: 11/27/2019 08:02 AM
Sample Name : h3;18k
Data File : E:\TC2019\ECD12\11-NOV\N12A007A.RAW Date: 11/12/2019 03:45 PM
Sequence File: E:\TC2019\ECD12\11-NOV\HERB.SEQ Cycle: 167 Channel : A
Instrument : AUTOECD_12 Rack/Vial: 0/0 Operator: jrb
Sample Amount : 1.0000 Dilution Factor : 1.00

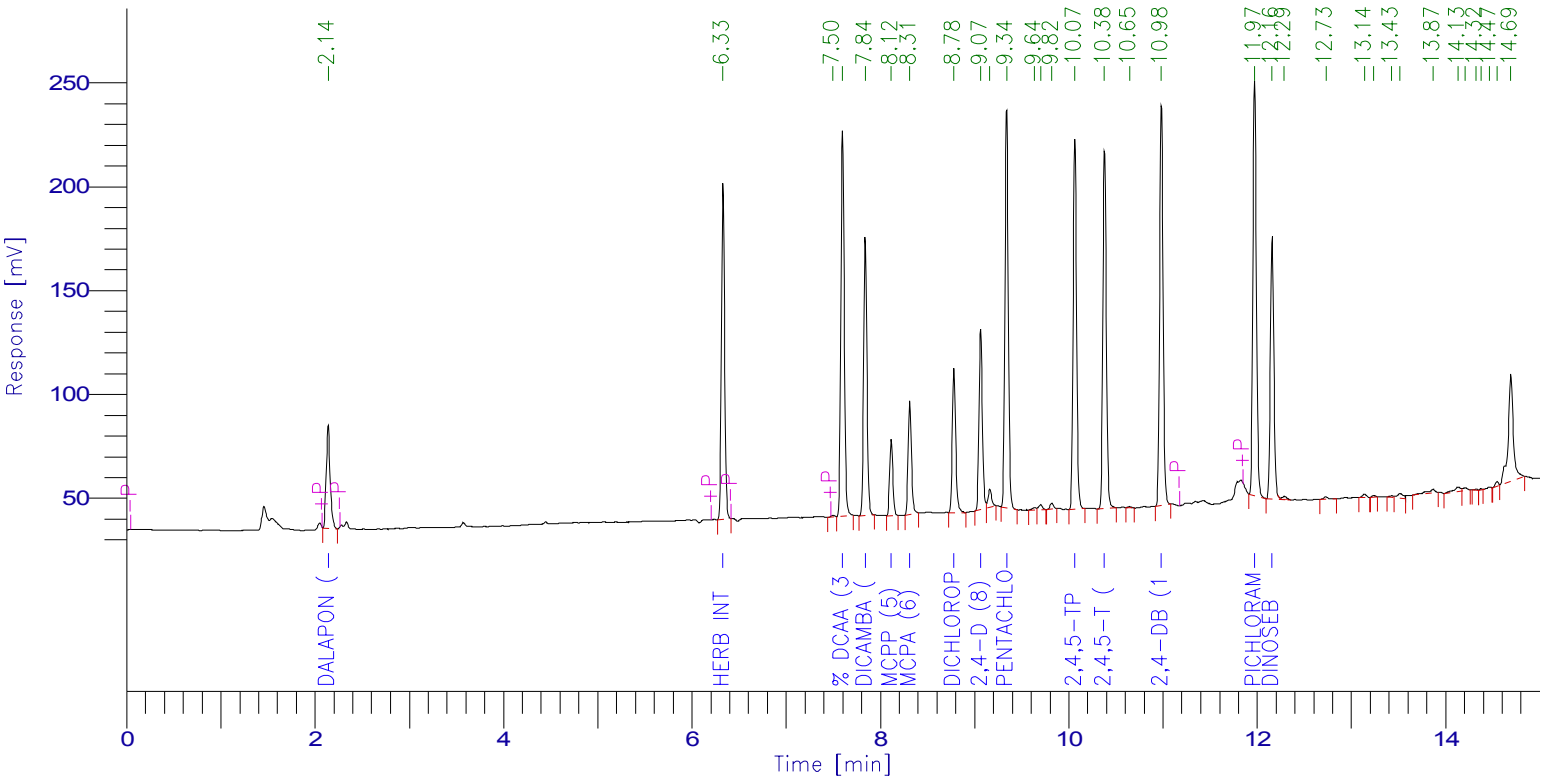

HERBICIDES REPORT

Peak #	Time [min]	Component Name	Raw Amount	Area [µV·s]	Surrogate Rec (%)	Spk 15000
1	2.142	Dalapon (1)	97.6333	144092.48	20	1
2	6.331	Herb Int Std (2)	100.0000	386480.80	20	1
4	7.600	% DCAA (3)	582.0420	462778.32	116	4
5	7.841	Dicamba (4)	99.0298	331215.04	20	1
6	8.117	MCPP (5)	30096.6318	88799.20	6019	201
7	8.313	MCPA (6)	29817.6163	134128.64	5964	199
8	8.782	Dichloroprop (7)	198.4458	177972.80	40	1
9	9.066	2,4-D (8)	193.7470	218281.52	39	1
11	9.341	Pentachlorophenol (9	39.7934	481543.52	8	0
15	10.065	2,4,5-TP (10)	99.4959	449369.28	20	1
16	10.381	2,4,5-T (11)	99.5738	443744.00	20	1
18	10.984	2,4-DB (12)	991.3187	490297.92	198	7
19	11.973	Pichloram	99.4969	518324.80	20	1
20	12.159	Dinoseb	98.8883	330028.96	20	1
			62613.7130	4657057.28	12523	417

==========

Surrogate Level = 500 ppb

==========

Client Id: Initial Calibration

Software Version: 4.1<1L22>
Date: 11/27/2019 08:04 AM
Sample Name : h3;18k
Data File : E:\TC2019\ECD12\11-NOV\N12B007A.RAW Date: 11/12/2019 03:45 PM
Sequence File: E:\TC2019\ECD12\11-NOV\HERB.SEQ Cycle: 167 Channel : B
Instrument : AUTOECD_12 Rack/Vial: 0/0 Operator: jrb
Sample Amount : 1.0000 Dilution Factor : 1.00

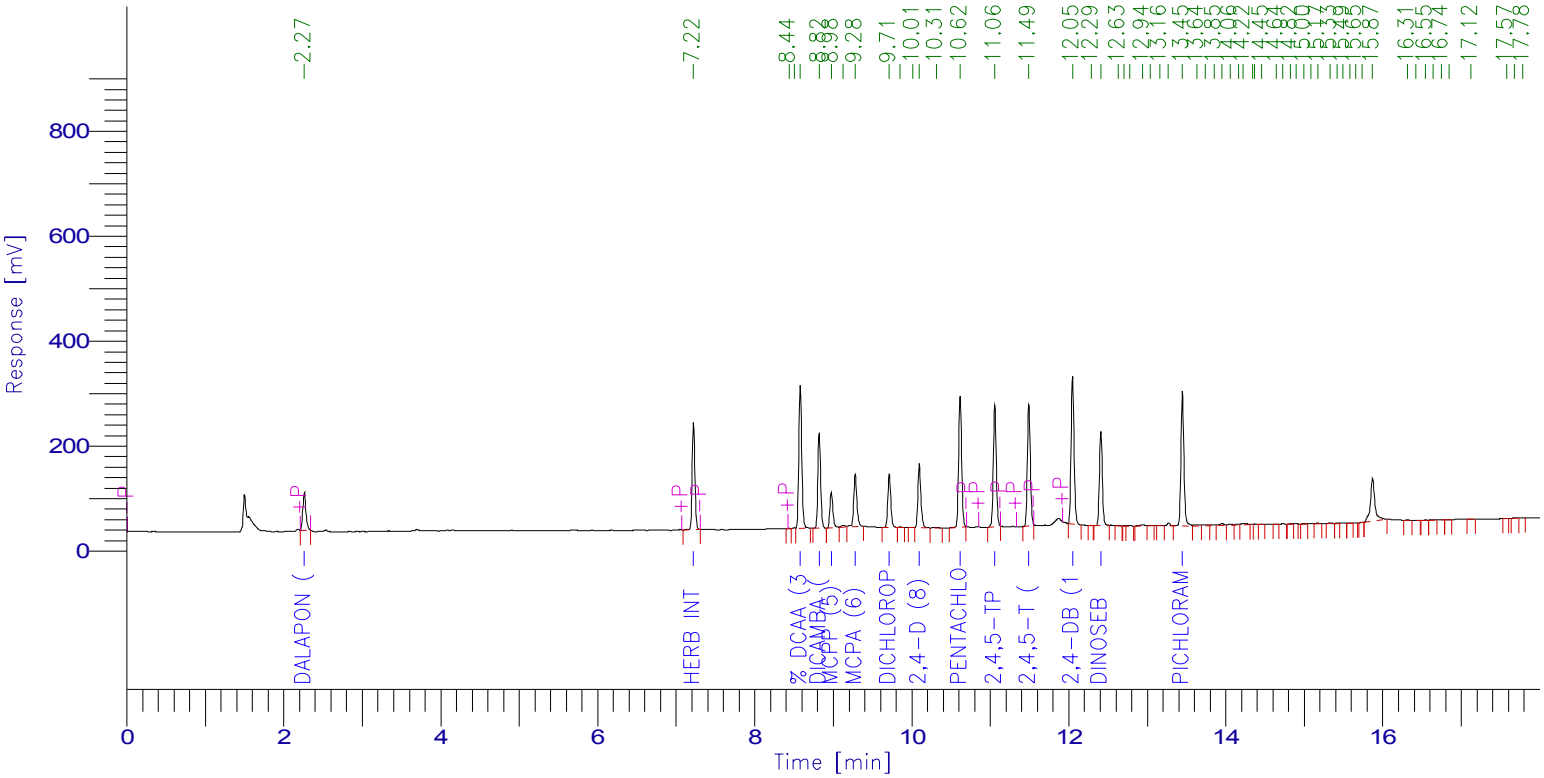

HERBICIDES REPORT

Peak #	Time [min]	Component Name	Raw Amount	Area [µV·s]	Surrogate Rec (%)	Spk 15000
1	2.265	Dalapon (1)	95.5064	203774.56	19	1
2	7.221	Herb Int Std (2)	100.0000	499427.36	20	1
5	8.579	% DCAA (3)	576.5335	698236.65	115	4
6	8.821	Dicamba (4)	97.8420	458012.48	20	1
7	8.976	MCPP (5)	29813.7868	180392.47	5963	199
9	9.280	MCPA (6)	29925.4968	278549.28	5985	200
10	9.714	Dichloroprop (7)	196.1050	262207.68	39	1
13	10.095	2,4-D (8)	194.7430	333437.39	39	1
15	10.615	Pentachlorophenol (9	38.9234	657924.80	8	0
16	11.057	2,4,5-TP (10)	97.2936	598072.16	19	1
17	11.490	2,4,5-T (11)	97.3508	594394.72	19	1
18	12.047	2,4-DB (12)	976.4497	732590.40	195	7
20	12.407	Dinoseb	96.2427	469364.00	19	1
28	13.446	Pichloram	98.1472	702645.13	20	1
			62404.4208	6669029.09	12481	416

==========

Surrogate Level = 500 ppb

==========

Client Id: Initial Calibration

Software Version: 4.1<1L22>
Date: 11/27/2019 08:02 AM
Sample Name : h2;18l
Data File : E:\TC2019\ECD12\11-NOV\N12A008A.RAW Date: 11/12/2019 04:09 PM
Sequence File: E:\TC2019\ECD12\11-NOV\HERB.SEQ Cycle: 168 Channel : A
Instrument : AUTOECD_12 Rack/Vial: 0/0 Operator: jrb
Sample Amount : 1.0000 Dilution Factor : 1.00

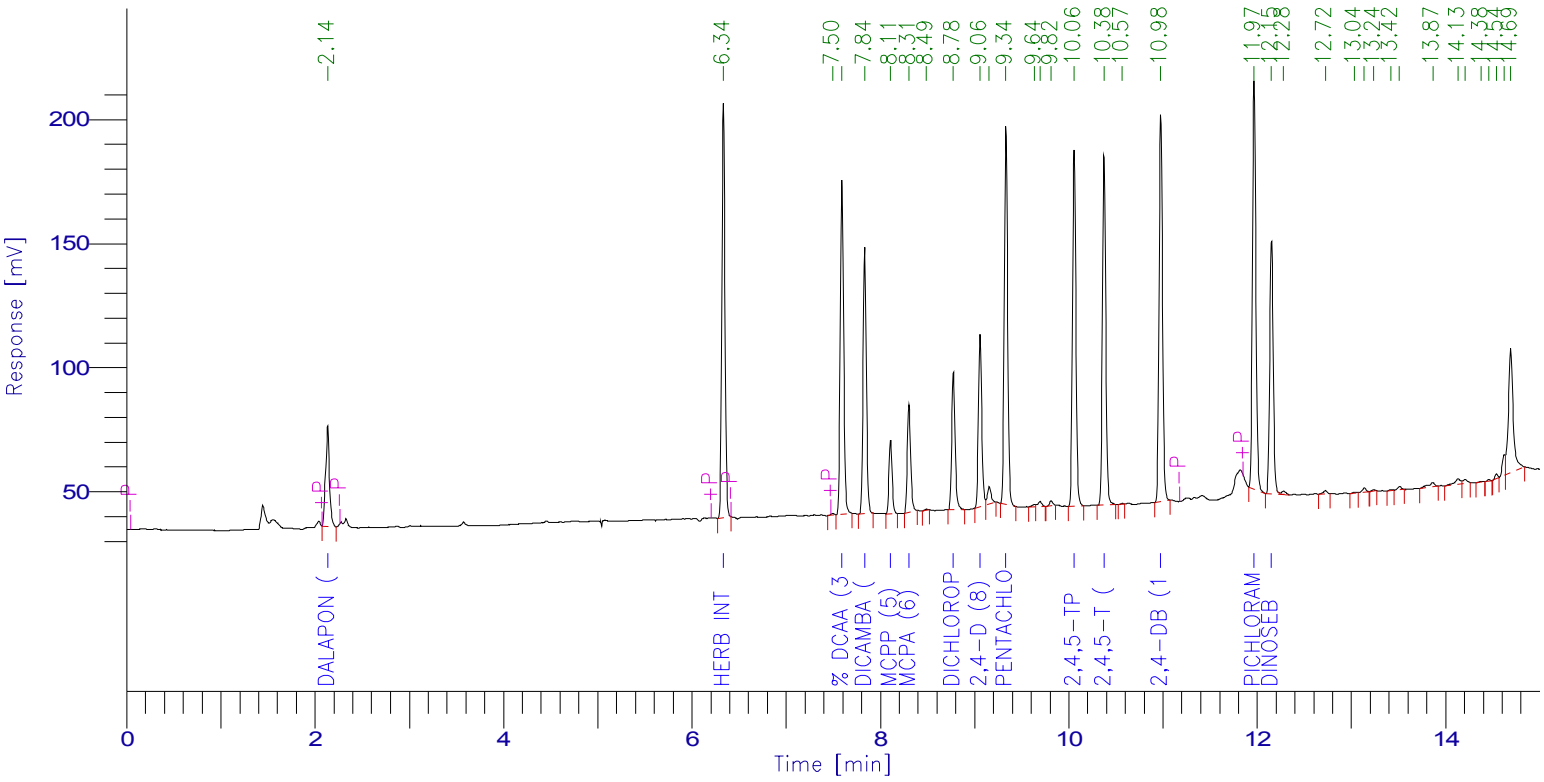

HERBICIDES REPORT

Peak #	Time [min]	Component Name	Raw Amount	Area [µV·s]	Surrogate Rec (%)	Spk 15000
1	2.137	Dalapon (1)	77.1591	115454.56	15	1
2	6.335	Herb Int Std (2)	100.0000	391839.68	20	1
4	7.593	% DCAA (3)	417.0066	336156.91	83	3
5	7.835	Dicamba (4)	77.7090	263509.28	16	1
6	8.109	MCPP (5)	23342.3738	69825.92	4668	156
7	8.305	MCPA (6)	23427.1306	106843.52	4685	156
9	8.776	Dichloroprop (7)	156.1895	142018.24	31	1
10	9.059	2,4-D (8)	153.2244	175021.10	31	1
12	9.335	Pentachlorophenol (9	31.1611	382312.80	6	0
16	10.058	2,4,5-TP (10)	78.6253	360031.84	16	1
17	10.376	2,4,5-T (11)	78.7316	355727.04	16	1
19	10.977	2,4-DB (12)	791.2587	396776.32	158	5
20	11.968	Pichloram	79.2789	418726.40	16	1
21	12.152	Dinoseb	78.6333	266068.80	16	1
			48888.4819	3780312.41	9778	326

==========

Surrogate Level = 500 ppb

==========

Client Id: Initial Calibration

Software Version: 4.1<1L22>
Date: 11/27/2019 08:04 AM
Sample Name : h2;18l
Data File : E:\TC2019\ECD12\11-NOV\N12B008A.RAW Date: 11/12/2019 04:09 PM
Sequence File: E:\TC2019\ECD12\11-NOV\HERB.SEQ Cycle: 168 Channel : B
Instrument : AUTOECD_12 Rack/Vial: 0/0 Operator: jrb
Sample Amount : 1.0000 Dilution Factor : 1.00

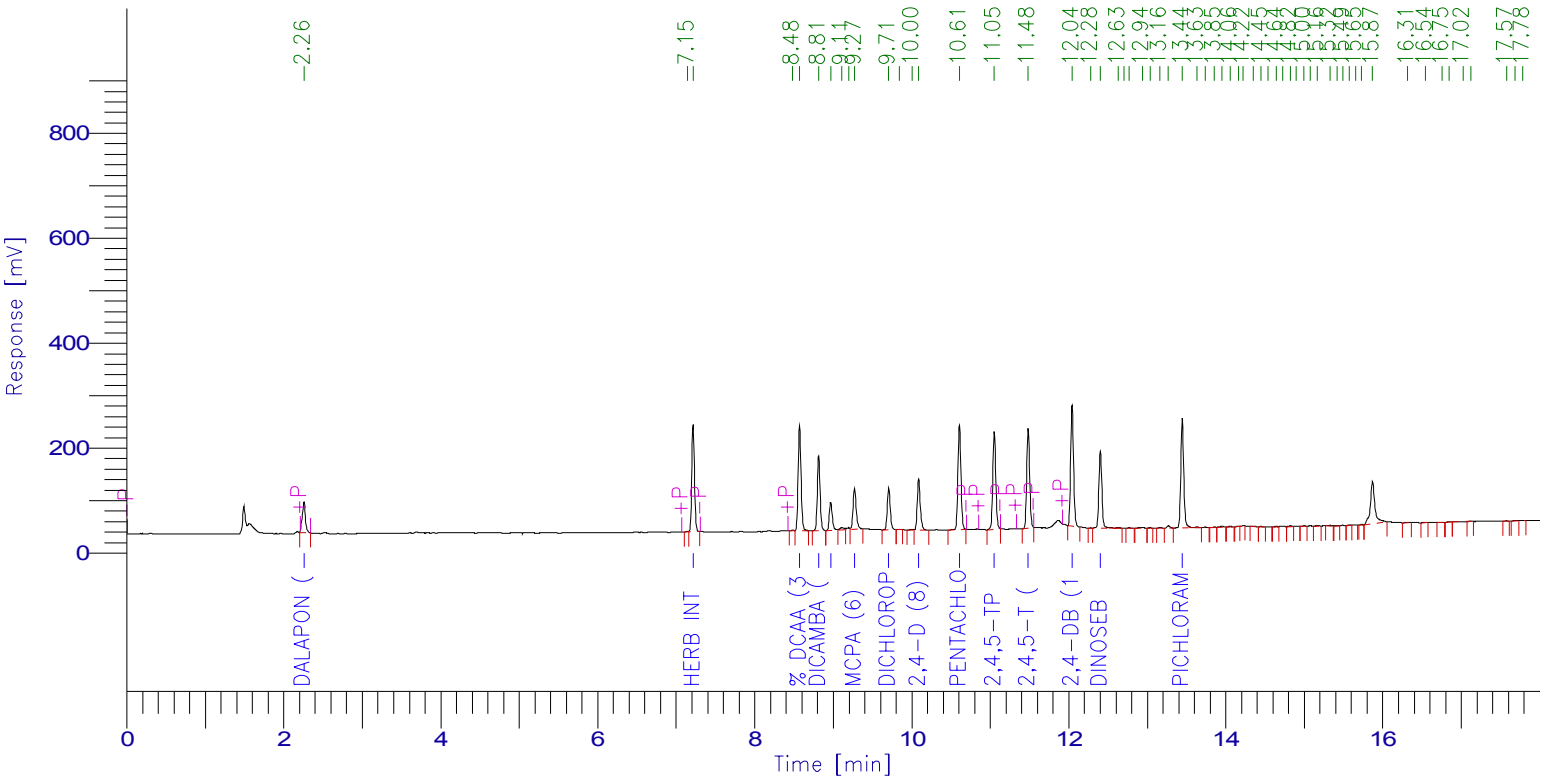

HERBICIDES REPORT

Peak #	Time [min]	Component Name	Raw Amount	Area [µV·s]	Surrogate Rec (%)	Spk 15000
1	2.260	Dalapon (1)	78.2244	165908.96	16	1
3	7.215	Herb Int Std (2)	100.0000	496457.50	20	1
5	8.571	% DCAA (3)	419.9708	505599.85	84	3
6	8.814	Dicamba (4)	77.4930	360598.72	15	1
7	8.968	MCPP (5)	23498.7340	141336.87	4700	157
10	9.271	MCPA (6)	23309.0473	215672.58	4662	155
11	9.707	Dichloroprop (7)	155.8441	207136.64	31	1
14	10.087	2,4-D (8)	156.9535	267136.47	31	1
15	10.607	Pentachlorophenol (9	31.2905	525759.68	6	0
16	11.050	2,4,5-TP (10)	79.1492	483643.84	16	1
17	11.482	2,4,5-T (11)	80.1329	486358.40	16	1
18	12.041	2,4-DB (12)	790.2721	589383.20	158	5
20	12.400	Dinoseb	80.7742	391583.56	16	1
28	13.444	Pichloram	79.0629	562652.94	16	1
			48936.9490	5399229.22	9787	326

==========

Surrogate Level = 500 ppb

==========

Client Id: Initial Calibration

Software Version: 4.1<1L22>
Date: 11/27/2019 08:02 AM
Sample Name : h1;18m
Data File : E:\TC2019\ECD12\11-NOV\N12A009.RAW Date: 11/12/2019 04:33 PM
Sequence File: E:\TC2019\ECD12\11-NOV\HERB.SEQ Cycle: 169 Channel : A
Instrument : AUTOECD_12 Rack/Vial: 0/0 Operator: jrb
Sample Amount : 1.0000 Dilution Factor : 1.00

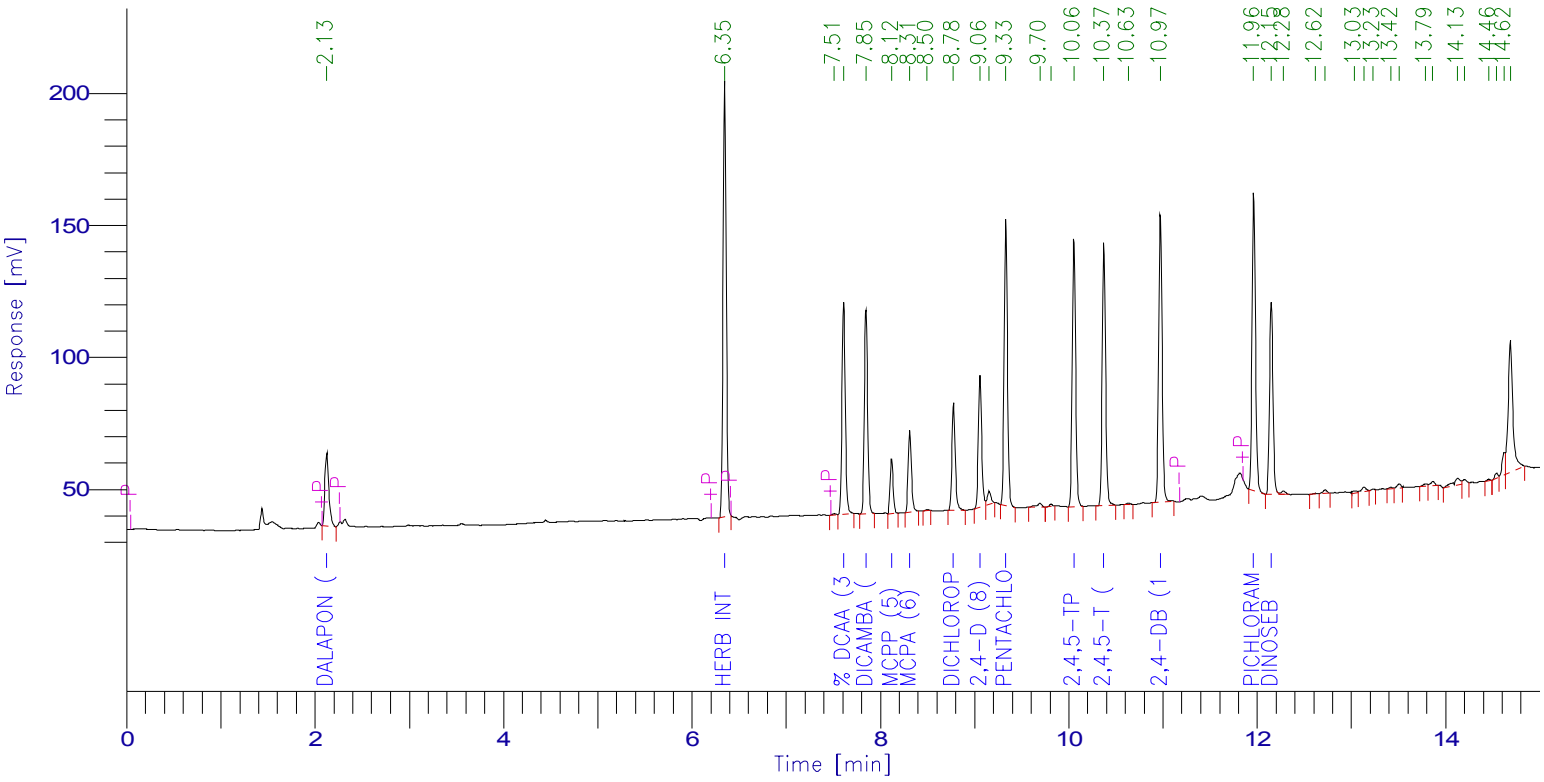

HERBICIDES REPORT

Peak #	Time [min]	Component Name	Raw Amount	Area [µV·s]	Surrogate Rec (%)	Spk 15000
1	2.127	Dalapon (1)	54.5962	82783.20	11	0
2	6.349	Herb Int Std (2)	100.0000	397067.52	20	1
4	7.611	% DCAA (3)	241.5738	197335.38	48	2
5	7.849	Dicamba (4)	54.5748	187530.88	11	0
6	8.120	MCPP (5)	15770.9714	47806.40	3154	105
7	8.313	MCPA (6)	16412.8089	75852.16	3283	109
9	8.778	Dichloroprop (7)	110.8946	102178.24	22	1
10	9.058	2,4-D (8)	108.4781	125562.64	22	1
12	9.333	Pentachlorophenol (9	21.4630	266840.00	4	0
15	10.055	2,4,5-TP (10)	54.5312	253034.24	11	0
16	10.373	2,4,5-T (11)	54.9093	251402.56	11	0
18	10.973	2,4-DB (12)	547.9437	278432.00	110	4
19	11.964	Pichloram	53.8555	288243.20	11	0
20	12.149	Dinoseb	54.5996	187211.52	11	0
			33641.1999	2741279.94	6728	224

==========

Surrogate Level = 500 ppb

==========

Client Id: Initial Calibration

Software Version: 4.1<1L22>
Date: 11/27/2019 08:04 AM
Sample Name : h1;18m
Data File : E:\TC2019\ECD12\11-NOV\N12B009.RAW Date: 11/12/2019 04:33 PM
Sequence File: E:\TC2019\ECD12\11-NOV\HERB.SEQ Cycle: 169 Channel : B
Instrument : AUTOECD_12 Rack/Vial: 0/0 Operator: jrb
Sample Amount : 1.0000 Dilution Factor : 1.00

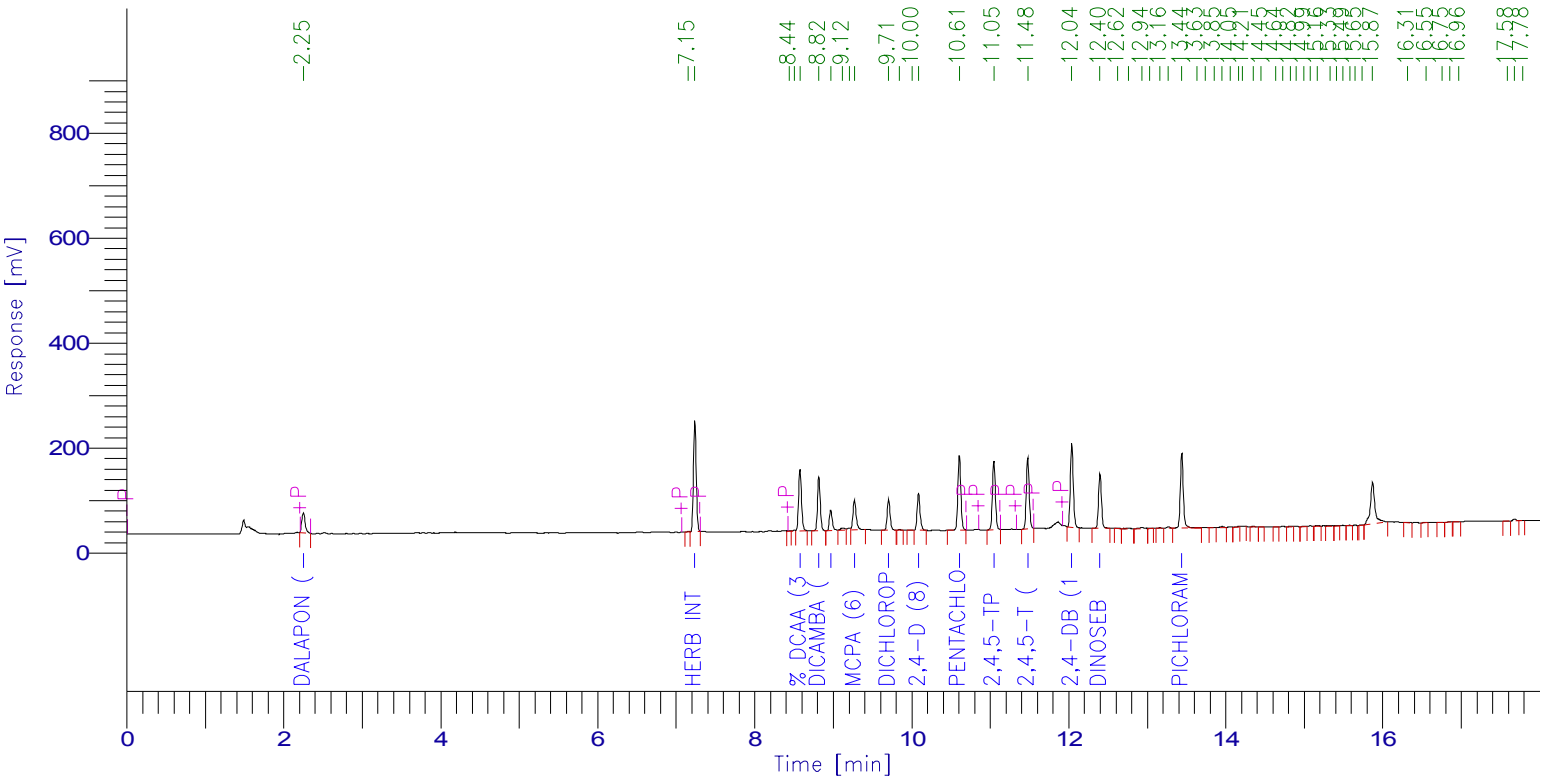

HERBICIDES REPORT

Peak #	Time [min]	Component Name	Raw Amount	Area [µV·s]	Surrogate Rec (%)	Spk 15000
1	2.253	Dalapon (1)	53.6540	118167.68	11	0
3	7.238	Herb Int Std (2)	100.0000	515527.27	20	1
6	8.576	% DCAA (3)	236.2960	295402.24	47	2
7	8.817	Dicamba (4)	53.4625	258333.28	11	0
8	8.968	MCPP (5)	16574.7241	103520.62	3315	110
11	9.270	MCPA (6)	16527.5529	158799.28	3306	110
12	9.705	Dichloroprop (7)	107.9555	148998.08	22	1
15	10.085	2,4-D (8)	106.6281	188453.13	21	1
16	10.605	Pentachlorophenol (9	21.2728	371167.20	4	0
17	11.045	2,4,5-TP (10)	52.9300	335854.08	11	0
18	11.477	2,4,5-T (11)	54.0241	340488.32	11	0
19	12.038	2,4-DB (12)	526.9129	408065.12	105	4
20	12.395	Dinoseb	54.1483	272587.84	11	0
27	13.438	Pichloram	53.3485	394239.22	11	0
			34522.9096	3909603.36	6905	230

==========

Surrogate Level = 500 ppb

==========

7D
HERBICIDE CALIBRATION VERIFICATION SUMMARY
Primary

Lab Name: Phoenix Environmental Client: NETC

Lab Code: Phoenix Case No.: SAS No.: SDG No.: GCE61964

GC Col A: CLP Pest 1 ID: 0.53 (mm) Init. Calib. Date(s): 11/12/19 11/12/19

EPA Sample No.(PIBLK): hex Date Analyzed: 11/17/19

LAB Sample ID (PIBLK): hex - N17A002 Time Analyzed: 20:54

EPA Sample No.(PEM): Date Analyzed:

LAB Sample ID (PEM): Time Analyzed:

Instrument: ECD12 File: N17A002

COMPOUND	RT	RT WINDOW FROM	RT WINDOW TO	CALC AMOUNT ppb	NOM AMOUNT ppb	% D		CF
2,4,5-T		10.31	10.41	83U	0			
2,4,5-TP (Silvex)		10.00	10.10	83U	0			
2,4-D		9.00	9.10	170U	0			
2,4-DB		10.92	11.02	1700U	0			
Dalapon		2.08	2.18	83U	0			
Dicamba		7.79	7.89	83U	0			
Dichloroprop		8.72	8.82	83U	0			
Dinoseb		12.09	12.19	83U	0			

QC LIMITS:
%D must be less than or equal to 20% (*) Criteria exceeded. CF=Calibration/Response Factor
Both channels need to have the compound detected for a concentration to be reported on either channel.

FORM VII HERB

7D
HERBICIDE CALIBRATION VERIFICATION SUMMARY
Confirmation

Lab Name: Phoenix Environmental Client: NETC

Lab Code: Phoenix Case No.: SAS No.: SDG No.: GCE61964

GC Col B: CLP Pest 2 ID: 0.53 (mm) Init. Calib. Date(s): 11/12/19 11/12/19

EPA Sample No.(PIBLK): hex Date Analyzed: 11/17/19

LAB Sample ID (PIBLK): hex - N17B002 Time Analyzed: 20:54

EPA Sample No.(PEM): Date Analyzed:

LAB Sample ID (PEM): Time Analyzed:

Instrument: ECD12 File: N17B002

COMPOUND	RT	RT WINDOW FROM	RT WINDOW TO	CALC AMOUNT ppb	NOM AMOUNT ppb	% D		CF
2,4,5-T		11.42	11.52	83U	0			
2,4,5-TP (Silvex)		10.98	11.08	83U	0			
2,4-D		10.02	10.12	170U	0			
2,4-DB		11.97	12.07	1700U	0			
Dalapon		2.20	2.30	83U	0			
Dicamba		8.75	8.85	83U	0			
Dichloroprop		9.64	9.74	83U	0			
Dinoseb		12.33	12.43	83U	0			

QC LIMITS:
%D must be less than or equal to 20% (*) Criteria exceeded. CF=Calibration/Response Factor
Both channels need to have the compound detected for a concentration to be reported on either channel.

FORM VII HERB

Client Id: Continuing Blank

Software Version: 4.1<1L22>
Date: 11/18/2019 08:00 AM
Sample Name : hex
Data File : E:\TC2019\ECD12\11-NOV\N17A002.RAW Date: 11/17/2019 08:54 PM
Sequence File: E:\TC2019\ECD12\11-NOV\HERB.SEQ Cycle: 302 Channel : A
Instrument : AUTOECD_12 Rack/Vial: 0/0 Operator: jrb
Sample Amount : 1.0000 Dilution Factor : 1.00

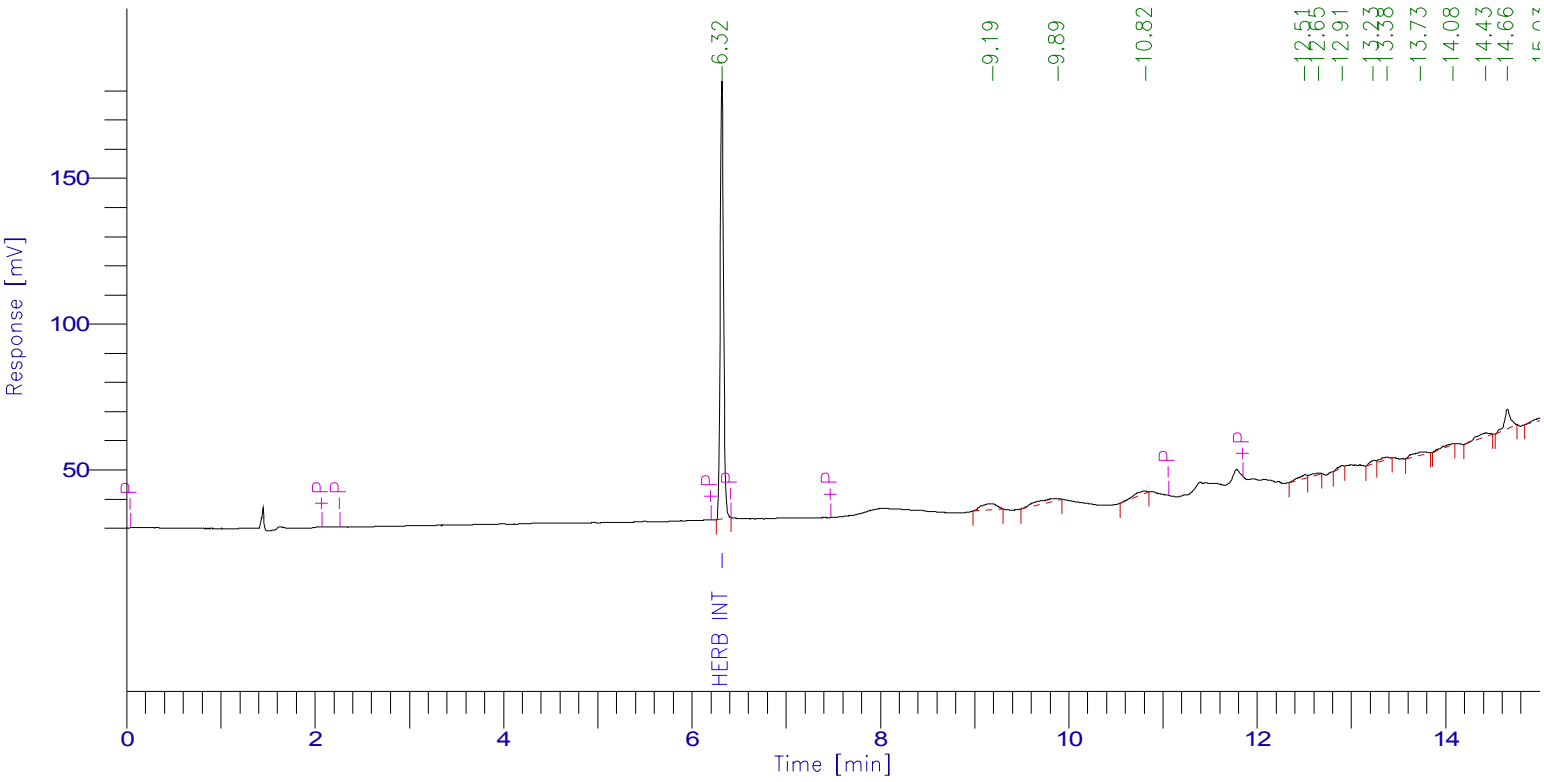

HERBICIDES REPORT

Peak #	Time [min]	Component Name	Raw Amount	Area [µV·s]	Surrogate Rec (%)	Spk 15000
0	2.088	Dalapon (1)	0.0000	0.00	0	0
1	6.319	Herb Int Std (2)	100.0000	368423.04	20	1
0	7.593	% DCAA (3)	0.0000	0.00	0	0
0	7.833	Dicamba (4)	0.0000	0.00	0	0
0	8.107	MCPP (5)	0.0000	0.00	0	0
0	8.301	MCPA (6)	0.0000	0.00	0	0
0	8.769	Dichloroprop (7)	0.0000	0.00	0	0
0	9.052	2,4-D (8)	0.0000	0.00	0	0
0	9.327	Pentachlorophenol (9	0.0000	0.00	0	0
0	10.050	2,4,5-TP (10)	0.0000	0.00	0	0
0	10.367	2,4,5-T (11)	0.0000	0.00	0	0
0	10.968	2,4-DB (12)	0.0000	0.00	0	0
0	11.958	Pichloram	0.0000	0.00	0	0
0	12.143	Dinoseb	0.0000	0.00	0	0
			100.0000	368423.04	20	1

==========

Surrogate Level = 500 ppb

==========

Client Id: Continuing Blank

Software Version: 4.1<1L22>
Date: 11/18/2019 08:00 AM
Sample Name : hex
Data File : E:\TC2019\ECD12\11-NOV\N17B002.RAW Date: 11/17/2019 08:54 PM
Sequence File: E:\TC2019\ECD12\11-NOV\HERB.SEQ Cycle: 302 Channel : B
Instrument : AUTOECD_12 Rack/Vial: 0/0 Operator: jrb
Sample Amount : 1.0000 Dilution Factor : 1.00

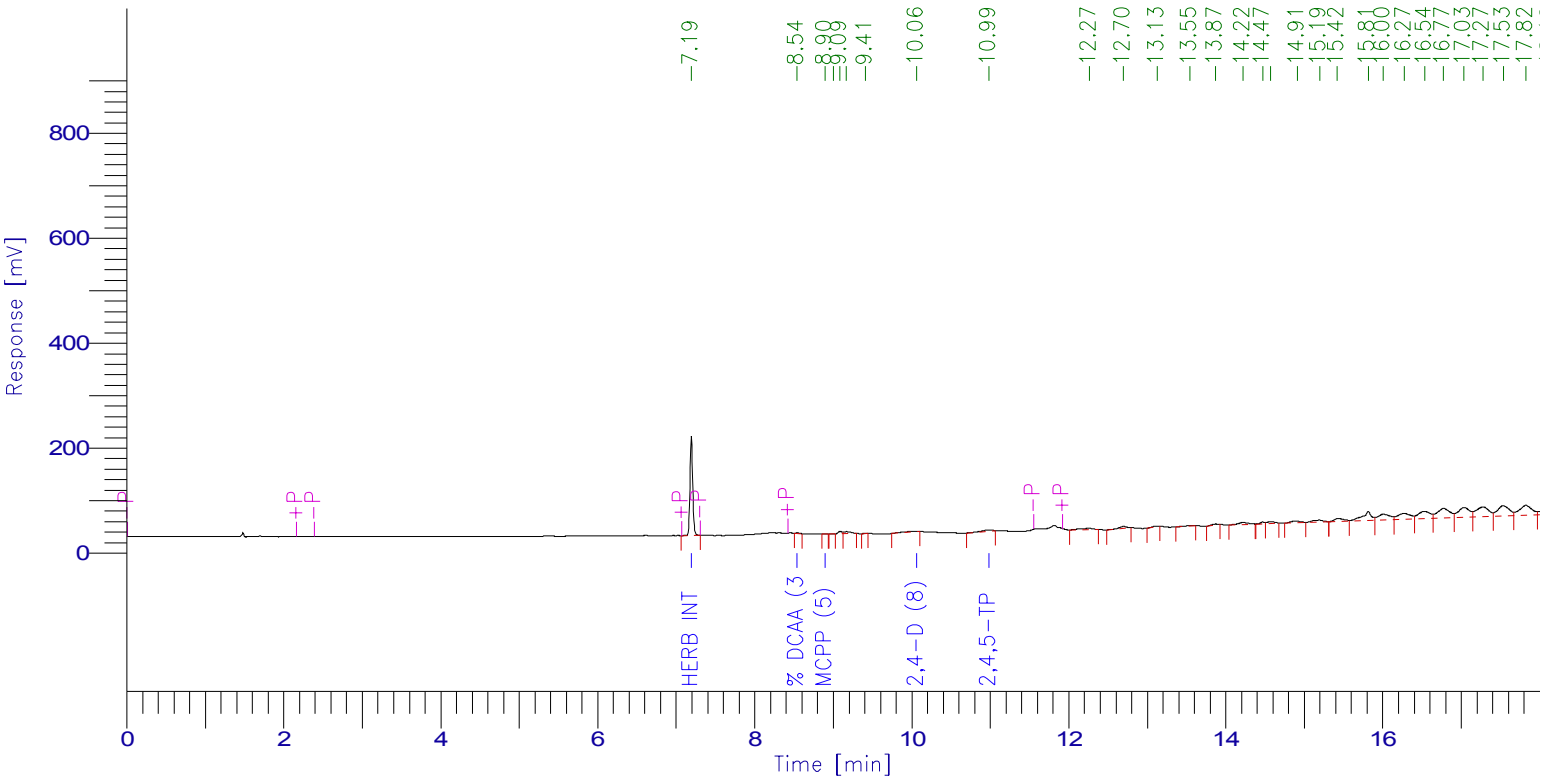

HERBICIDES REPORT

Peak #	Time [min]	Component Name	Raw Amount	Area [µV·s]	Surrogate Rec (%)	Spk 15000
0	2.247	Dalapon (1)	0.0000	0.00	0	0
1	7.193	Herb Int Std (2)	100.0000	476106.72	20	1
2	8.540	% DCAA (3)	2.8081	3242.08	1	2e-02
0	8.806	Dicamba (4)	0.0000	0.00	0	0
3	8.897	MCPP (5)	172.7014	996.16	35	1
0	9.264	MCPA (6)	0.0000	0.00	0	0
0	9.697	Dichloroprop (7)	0.0000	0.00	0	0
8	10.064	2,4-D (8)	11.0852	18093.76	2	7e-02
0	10.598	Pentachlorophenol (9	0.0000	0.00	0	0
9	10.985	2,4,5-TP (10)	3.6692	21794.24	1	2e-02
0	11.472	2,4,5-T (11)	0.0000	0.00	0	0
0	12.031	2,4-DB (12)	0.0000	0.00	0	0
0	12.390	Dinoseb	0.0000	0.00	0	0
0	13.433	Pichloram	0.0000	0.00	0	0
			290.2639	520232.96	58	2

==========

Surrogate Level = 500 ppb

==========

7D
HERBICIDE CALIBRATION VERIFICATION SUMMARY
Primary

Lab Name: Phoenix Environmental Client: NETC

Lab Code: Phoenix Case No.: SAS No.: SDG No.: GCE61964

GC Col A: CLP Pest 1 ID: 0.53 (mm) Init. Calib. Date(s): 11/12/19 11/12/19

EPA Sample No.(PIBLK): Date Analyzed:

LAB Sample ID (PIBLK): Time Analyzed:

EPA Sample No.(PEM): h3cc;18k Date Analyzed: 11/17/19

LAB Sample ID (PEM): h3cc;18k - N17A003 Time Analyzed: 21:18

Instrument: ECD12 File: N17A003

COMPOUND	RT	RT WINDOW FROM	RT WINDOW TO	RAW AMOUNT ppb	NOM AMOUNT ppb	% D		CF
2,4,5-T	10.36	10.31	10.41	98	100	2		1.153
2,4,5-TP (Silvex)	10.04	10.00	10.10	99	100	1		1.169
2,4-D	9.04	9.00	9.10	206	200	3		0.292
2,4-DB	10.95	10.92	11.02	988	1000	1		0.128
Dalapon	2.12	2.08	2.18	102	100	2		0.382
Dicamba	7.81	7.79	7.89	100	100	0		0.865
Dichloroprop	8.76	8.72	8.82	203	200	2		0.232
Dinoseb	12.12	12.09	12.19	108	100	8		0.864
% DCAA (Surrogate Rec)	7.57	7.55	7.65	584	600	3		0.206

QC LIMITS:
%D must be less than or equal to 20% (*) Criteria exceeded. CF=Calibration/Response Factor

FORM VII HERB

7D
HERBICIDE CALIBRATION VERIFICATION SUMMARY
Confirmation

Lab Name: Phoenix Environmental Client: NETC

Lab Code: Phoenix Case No.: SAS No.: SDG No.: GCE61964

GC Col B: CLP Pest 2 ID: 0.53 (mm) Init. Calib. Date(s): 11/12/19 11/12/19

EPA Sample No.(PIBLK): Date Analyzed:

LAB Sample ID (PIBLK): Time Analyzed:

EPA Sample No.(PEM): h3cc;18k Date Analyzed: 11/17/19

LAB Sample ID (PEM): h3cc;18k - N17B003 Time Analyzed: 21:18

Instrument: ECD12 File: N17B003

COMPOUND	RT	RT WINDOW FROM	RT WINDOW TO	RAW AMOUNT ppb	NOM AMOUNT ppb	% D		CF
2,4,5-T	11.45	11.42	11.52	99	100	1		1.223
2,4,5-TP (Silvex)	11.01	10.98	11.08	97	100	3		1.248
2,4-D	10.06	10.02	10.12	198	200	1		0.343
2,4-DB	12.01	11.97	12.07	977	1000	2		0.150
Dalapon	2.25	2.20	2.30	104	100	4		0.462
Dicamba	8.80	8.75	8.85	94	100	6		0.937
Dichloroprop	9.68	9.64	9.74	191	200	5		0.268
Dinoseb	12.36	12.33	12.43	98	100	2		0.976
% DCAA (Surrogate Rec)	8.55	8.51	8.61	552	600	8		0.242

QC LIMITS:
%D must be less than or equal to 20% (*) Criteria exceeded. CF=Calibration/Response Factor

FORM VII HERB

Client Id: Continuing Calibration

Software Version: 4.1<1L22>
Date: 11/18/2019 08:00 AM
Sample Name : h3cc;18k
Data File : E:\TC2019\ECD12\11-NOV\N17A003.RAW Date: 11/17/2019 09:18 PM
Sequence File: E:\TC2019\ECD12\11-NOV\HERB.SEQ Cycle: 303 Channel : A
Instrument : AUTOECD_12 Rack/Vial: 0/0 Operator: jrb
Sample Amount : 1.0000 Dilution Factor : 1.00

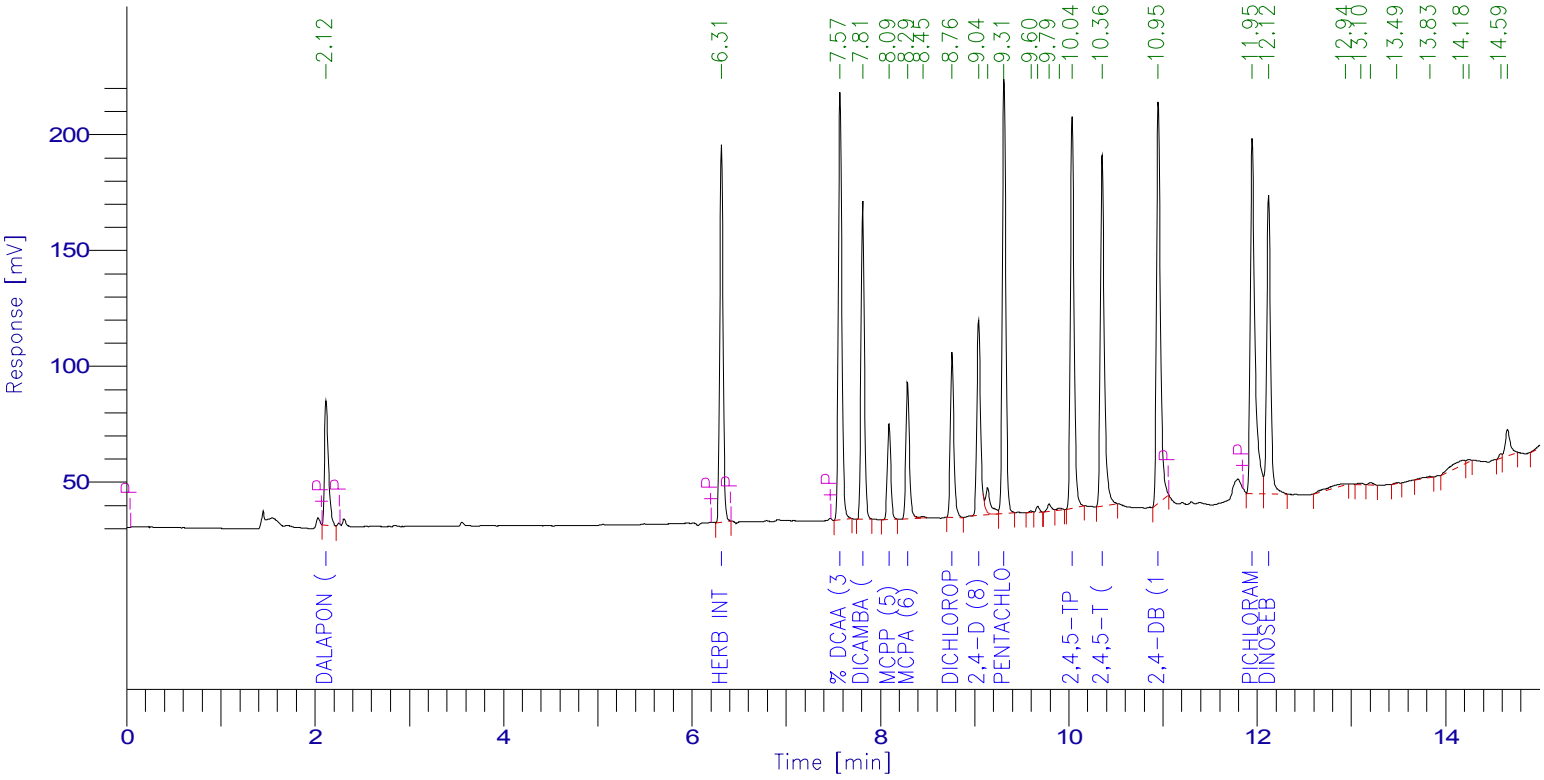

HERBICIDES REPORT

Peak #	Time [min]	Component Name	Raw Amount	Area [µV·s]	Surrogate Rec (%)	Spk 15000
1	2.118	Dalapon (1)	101.8516	154402.88	20	1
2	6.314	Herb Int Std (2)	100.0000	396983.36	20	1
3	7.574	% DCAA (3)	584.2288	477140.16	117	4
4	7.814	Dicamba (4)	99.8937	343183.84	20	1
5	8.094	MCPP (5)	34925.2273	105846.08	6985	233
6	8.290	MCPA (6)	33970.6596	156962.88	6794	226
8	8.762	Dichloroprop (7)	202.9729	186979.52	41	1
9	9.044	2,4-D (8)	205.5211	237838.87	41	1
11	9.314	Pentachlorophenol (9	39.3930	489653.29	8	0
16	10.037	2,4,5-TP (10)	98.5747	457307.20	20	1
17	10.355	2,4,5-T (11)	97.9963	448581.60	20	1
18	10.951	2,4-DB (12)	987.6195	499912.96	198	7
19	11.948	Pichloram	99.3877	531825.63	20	1
20	12.122	Dinoseb	108.4765	371866.37	22	1
			71621.8026	4858484.64	14324	477

==========

Surrogate Level = 500 ppb

==========

Client Id: Continuing Calibration

Software Version: 4.1<1L22>
Date: 11/18/2019 08:00 AM
Sample Name : h3cc;18k
Data File : E:\TC2019\ECD12\11-NOV\N17B003.RAW Date: 11/17/2019 09:18 PM
Sequence File: E:\TC2019\ECD12\11-NOV\HERB.SEQ Cycle: 303 Channel : B
Instrument : AUTOECD_12 Rack/Vial: 0/0 Operator: jrb
Sample Amount : 1.0000 Dilution Factor : 1.00

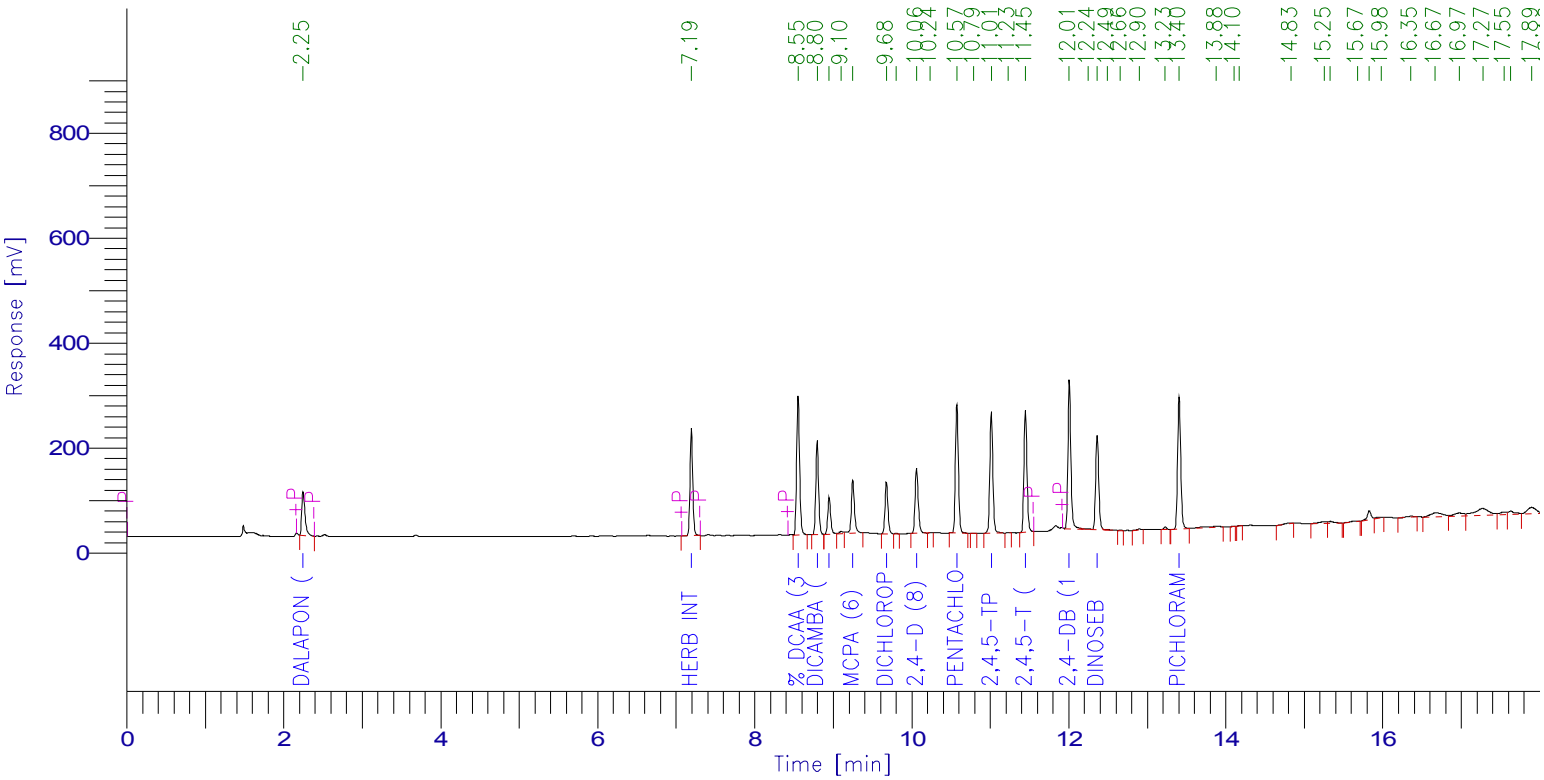

HERBICIDES REPORT

Peak #	Time [min]	Component Name	Raw Amount	Area [µV·s]	Surrogate Rec (%)	Spk 15000
1	2.246	Dalapon (1)	104.2759	246946.24	21	1
2	7.193	Herb Int Std (2)	100.0000	512744.16	20	1
3	8.552	% DCAA (3)	552.0305	686387.84	110	4
4	8.795	Dicamba (4)	94.3541	453462.40	19	1
5	8.948	MCPP (5)	30319.2148	188342.19	6064	202
7	9.249	MCPA (6)	30173.7001	288348.46	6035	201
8	9.677	Dichloroprop (7)	191.2455	262528.43	38	1
10	10.060	2,4-D (8)	198.1148	348255.27	40	1
12	10.574	Pentachlorophenol (9	37.5556	655260.80	8	0
14	11.013	2,4,5-TP (10)	97.2381	622015.21	19	1
16	11.447	2,4,5-T (11)	99.0018	620593.28	20	1
17	12.006	2,4-DB (12)	977.0596	752594.11	195	7
19	12.360	Dinoseb	97.5540	488444.77	20	1
24	13.403	Pichloram	94.7464	696385.15	19	1
			63136.0913	6822308.31	12627	421

Surrogate Level = 500 ppb

7D
HERBICIDE CALIBRATION VERIFICATION SUMMARY
Primary

Lab Name: Phoenix Environmental Client: NETC

Lab Code: Phoenix Case No.: SAS No.: SDG No.: GCE61964

GC Col A: CLP Pest 1 ID: 0.53 (mm) Init. Calib. Date(s): 11/12/19 11/12/19

EPA Sample No.(PIBLK): hex Date Analyzed: 11/18/19

LAB Sample ID (PIBLK): hex - N17A014 Time Analyzed: 1:40

EPA Sample No.(PEM): Date Analyzed:

LAB Sample ID (PEM): Time Analyzed:

Instrument: ECD12 File: N17A014

COMPOUND	RT	RT WINDOW FROM	RT WINDOW TO	CALC AMOUNT ppb	NOM AMOUNT ppb	% D		CF
2,4,5-T		10.31	10.41	83U	0			
2,4,5-TP (Silvex)		10.00	10.10	83U	0			
2,4-D		9.00	9.10	170U	0			
2,4-DB		10.92	11.02	1700U	0			
Dalapon		2.08	2.18	83U	0			
Dicamba		7.79	7.89	83U	0			
Dichloroprop		8.72	8.82	83U	0			
Dinoseb		12.09	12.19	83U	0			

QC LIMITS:
%D must be less than or equal to 20% (*) Criteria exceeded. CF=Calibration/Response Factor
Both channels need to have the compound detected for a concentration to be reported on either channel.

FORM VII HERB

7D
HERBICIDE CALIBRATION VERIFICATION SUMMARY
Confirmation

Lab Name: Phoenix Environmental Client: NETC

Lab Code: Phoenix Case No.: SAS No.: SDG No.: GCE61964

GC Col B: CLP Pest 2 ID: 0.53 (mm) Init. Calib. Date(s): 11/12/19 11/12/19

EPA Sample No.(PIBLK): hex Date Analyzed: 11/18/19

LAB Sample ID (PIBLK): hex - N17B014 Time Analyzed: 1:40

EPA Sample No.(PEM): Date Analyzed:

LAB Sample ID (PEM): Time Analyzed:

Instrument: ECD12 File: N17B014

COMPOUND	RT	RT WINDOW FROM	RT WINDOW TO	CALC AMOUNT ppb	NOM AMOUNT ppb	% D		CF
2,4,5-T		11.42	11.52	83U	0			
2,4,5-TP (Silvex)		10.98	11.08	83U	0			
2,4-D		10.02	10.12	170U	0			
2,4-DB		11.97	12.07	1700U	0			
Dalapon		2.20	2.30	83U	0			
Dicamba		8.75	8.85	83U	0			
Dichloroprop		9.64	9.74	83U	0			
Dinoseb		12.33	12.43	83U	0			

QC LIMITS:
%D must be less than or equal to 20% (*) Criteria exceeded. CF=Calibration/Response Factor
Both channels need to have the compound detected for a concentration to be reported on either channel.

FORM VII HERB

Client Id: Continuing Blank

Software Version: 4.1<1L22>
Date: 11/18/2019 08:00 AM
Sample Name : hex
Data File : E:\TC2019\ECD12\11-NOV\N17A014.RAW Date: 11/18/2019 01:40 AM
Sequence File: E:\TC2019\ECD12\11-NOV\HERB.SEQ Cycle: 314 Channel : A
Instrument : AUTOECD_12 Rack/Vial: 0/0 Operator: jrb
Sample Amount : 1.0000 Dilution Factor : 1.00

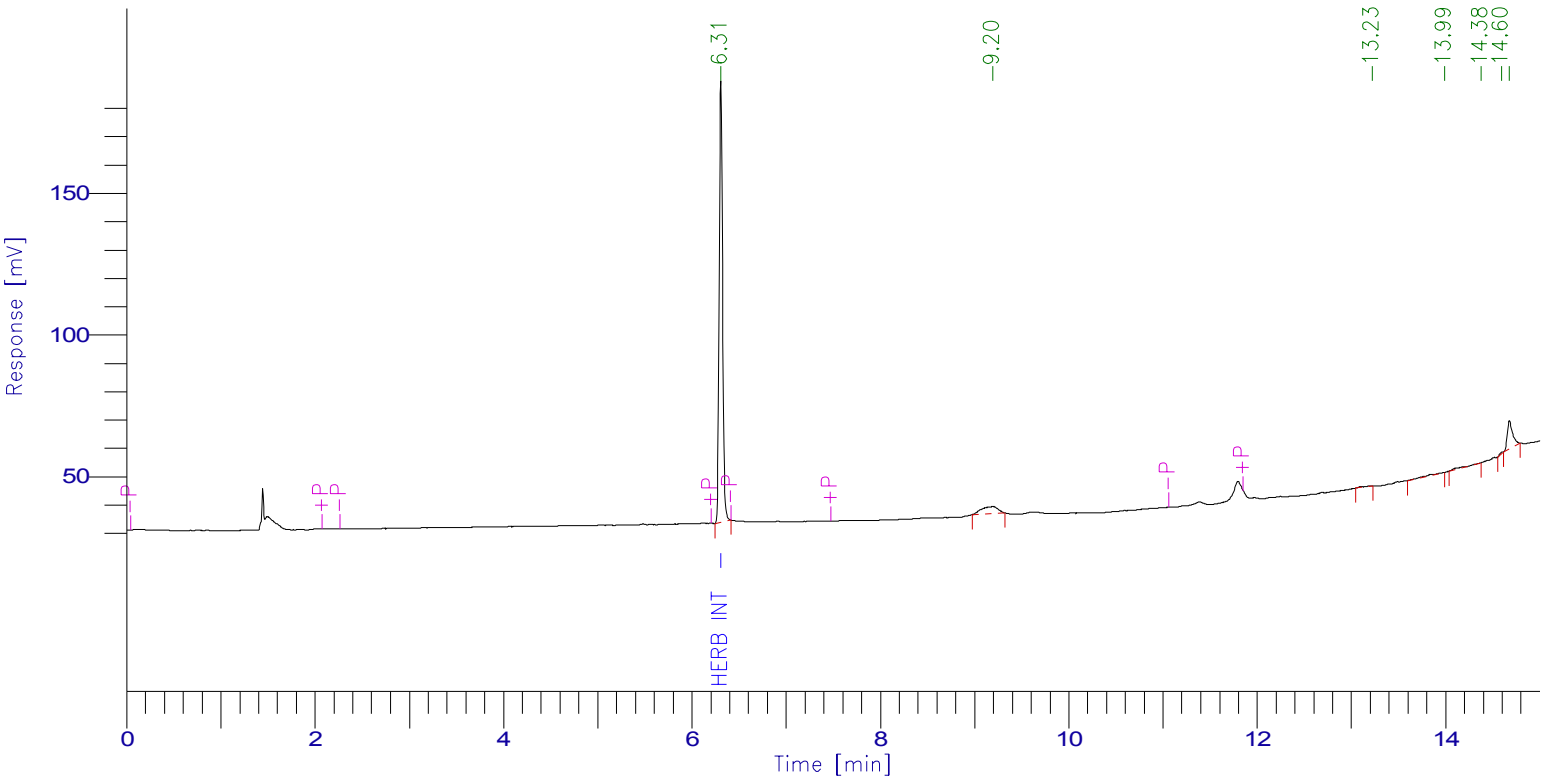

HERBICIDES REPORT

Peak #	Time [min]	Component Name	Raw Amount	Area [µV·s]	Surrogate Rec (%)	Spk 15000
0	2.088	Dalapon (1)	0.0000	0.00	0	0
1	6.308	Herb Int Std (2)	100.0000	388728.96	20	1
0	7.593	% DCAA (3)	0.0000	0.00	0	0
0	7.833	Dicamba (4)	0.0000	0.00	0	0
0	8.107	MCPP (5)	0.0000	0.00	0	0
0	8.301	MCPA (6)	0.0000	0.00	0	0
0	8.769	Dichloroprop (7)	0.0000	0.00	0	0
0	9.052	2,4-D (8)	0.0000	0.00	0	0
0	9.327	Pentachlorophenol (9	0.0000	0.00	0	0
0	10.050	2,4,5-TP (10)	0.0000	0.00	0	0
0	10.367	2,4,5-T (11)	0.0000	0.00	0	0
0	10.968	2,4-DB (12)	0.0000	0.00	0	0
0	11.958	Pichloram	0.0000	0.00	0	0
0	12.143	Dinoseb	0.0000	0.00	0	0
			100.0000	388728.96	20	1

==========

Surrogate Level = 500 ppb

==========

Client Id: Continuing Blank

Software Version: 4.1<1L22>
Date: 11/18/2019 08:00 AM
Sample Name : hex
Data File : E:\TC2019\ECD12\11-NOV\N17B014.RAW Date: 11/18/2019 01:40 AM
Sequence File: E:\TC2019\ECD12\11-NOV\HERB.SEQ Cycle: 314 Channel : B
Instrument : AUTOECD_12 Rack/Vial: 0/0 Operator: jrb
Sample Amount : 1.0000 Dilution Factor : 1.00

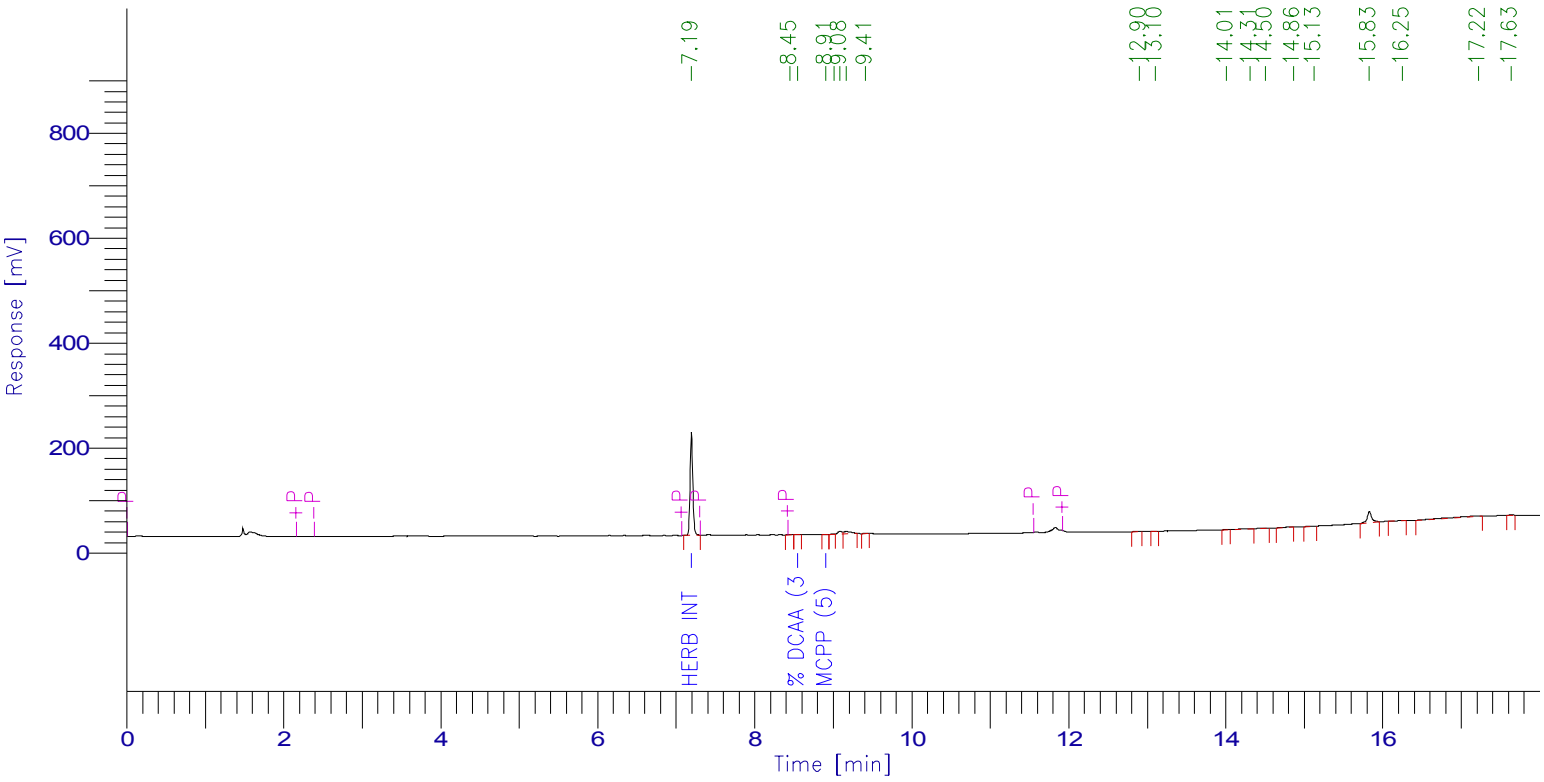

HERBICIDES REPORT

Peak #	Time [min]	Component Name	Raw Amount	Area [µV·s]	Surrogate Rec (%)	Spk 15000
0	2.247	Dalapon (1)	0.0000	0.00	0	0
1	7.194	Herb Int Std (2)	100.0000	493271.04	20	1
3	8.545	% DCAA (3)	2.4921	2980.96	0	2e-02
0	8.806	Dicamba (4)	0.0000	0.00	0	0
4	8.905	MCPP (5)	166.8526	997.12	33	1
0	9.264	MCPA (6)	0.0000	0.00	0	0
0	9.697	Dichloroprop (7)	0.0000	0.00	0	0
0	10.078	2,4-D (8)	0.0000	0.00	0	0
0	10.598	Pentachlorophenol (9	0.0000	0.00	0	0
0	11.040	2,4,5-TP (10)	0.0000	0.00	0	0
0	11.472	2,4,5-T (11)	0.0000	0.00	0	0
0	12.031	2,4-DB (12)	0.0000	0.00	0	0
0	12.390	Dinoseb	0.0000	0.00	0	0
0	13.433	Pichloram	0.0000	0.00	0	0
			269.3447	497249.12	54	2

==========

Surrogate Level = 500 ppb

==========

7D
HERBICIDE CALIBRATION VERIFICATION SUMMARY
Primary

Lab Name: Phoenix Environmental Client: NETC

Lab Code: Phoenix Case No.: SAS No.: SDG No.: GCE61964

GC Col A: CLP Pest 1 ID: 0.53 (mm) Init. Calib. Date(s): 11/12/19 11/12/19

EPA Sample No.(PIBLK): Date Analyzed:

LAB Sample ID (PIBLK): Time Analyzed:

EPA Sample No.(PEM): h3cc;18k Date Analyzed: 11/18/19

LAB Sample ID (PEM): h3cc;18k - N17A015 Time Analyzed: 2:04

Instrument: ECD12 File: N17A015

COMPOUND	RT	RT WINDOW FROM	RT WINDOW TO	RAW AMOUNT ppb	NOM AMOUNT ppb	% D		CF
2,4,5-T	10.35	10.31	10.41	104	100	4		1.153
2,4,5-TP (Silvex)	10.03	10.00	10.10	102	100	2		1.169
2,4-D	9.03	9.00	9.10	218	200	9		0.292
2,4-DB	10.95	10.92	11.02	1060	1000	6		0.128
Dalapon	2.12	2.08	2.18	101	100	1		0.382
Dicamba	7.81	7.79	7.89	101	100	1		0.865
Dichloroprop	8.75	8.72	8.82	209	200	5		0.232
Dinoseb	12.12	12.09	12.19	116	100	16		0.864
% DCAA (Surrogate Rec)	7.57	7.55	7.65	592	600	1		0.206

QC LIMITS:
%D must be less than or equal to 20% (*) Criteria exceeded. CF=Calibration/Response Factor

FORM VII HERB

7D
HERBICIDE CALIBRATION VERIFICATION SUMMARY
Confirmation

Lab Name: Phoenix Environmental Client: NETC

Lab Code: Phoenix Case No.: SAS No.: SDG No.: GCE61964

GC Col B: CLP Pest 2 ID: 0.53 (mm) Init. Calib. Date(s): 11/12/19 11/12/19

EPA Sample No.(PIBLK): Date Analyzed:

LAB Sample ID (PIBLK): Time Analyzed:

EPA Sample No.(PEM): h3cc;18k Date Analyzed: 11/18/19

LAB Sample ID (PEM): h3cc;18k - N17B015 Time Analyzed: 2:04

Instrument: ECD12 File: N17B015

COMPOUND	RT	RT WINDOW FROM	RT WINDOW TO	RAW AMOUNT ppb	NOM AMOUNT ppb	% D		CF
2,4,5-T	11.44	11.42	11.52	100	100	0		1.223
2,4,5-TP (Silvex)	11.01	10.98	11.08	98	100	2		1.248
2,4-D	10.05	10.02	10.12	203	200	2		0.343
2,4-DB	12.00	11.97	12.07	990	1000	1		0.150
Dalapon	2.25	2.20	2.30	108	100	8		0.462
Dicamba	8.78	8.75	8.85	97	100	3		0.937
Dichloroprop	9.67	9.64	9.74	196	200	2		0.268
Dinoseb	12.36	12.33	12.43	100	100	0		0.976
% DCAA (Surrogate Rec)	8.54	8.51	8.61	567	600	6		0.242

QC LIMITS:
%D must be less than or equal to 20% (*) Criteria exceeded. CF=Calibration/Response Factor

FORM VII HERB

Client Id: Continuing Calibration

Software Version: 4.1<1L22>
Date: 11/18/2019 08:05 AM
Sample Name : h3cc;18k
Data File : E:\TC2019\ECD12\11-NOV\N17A015.RAW Date: 11/18/2019 02:04 AM
Sequence File: E:\TC2019\ECD12\11-NOV\HERB.SEQ Cycle: 315 Channel : A
Instrument : AUTOECD_12 Rack/Vial: 0/0 Operator: jrb
Sample Amount : 1.0000 Dilution Factor : 1.00

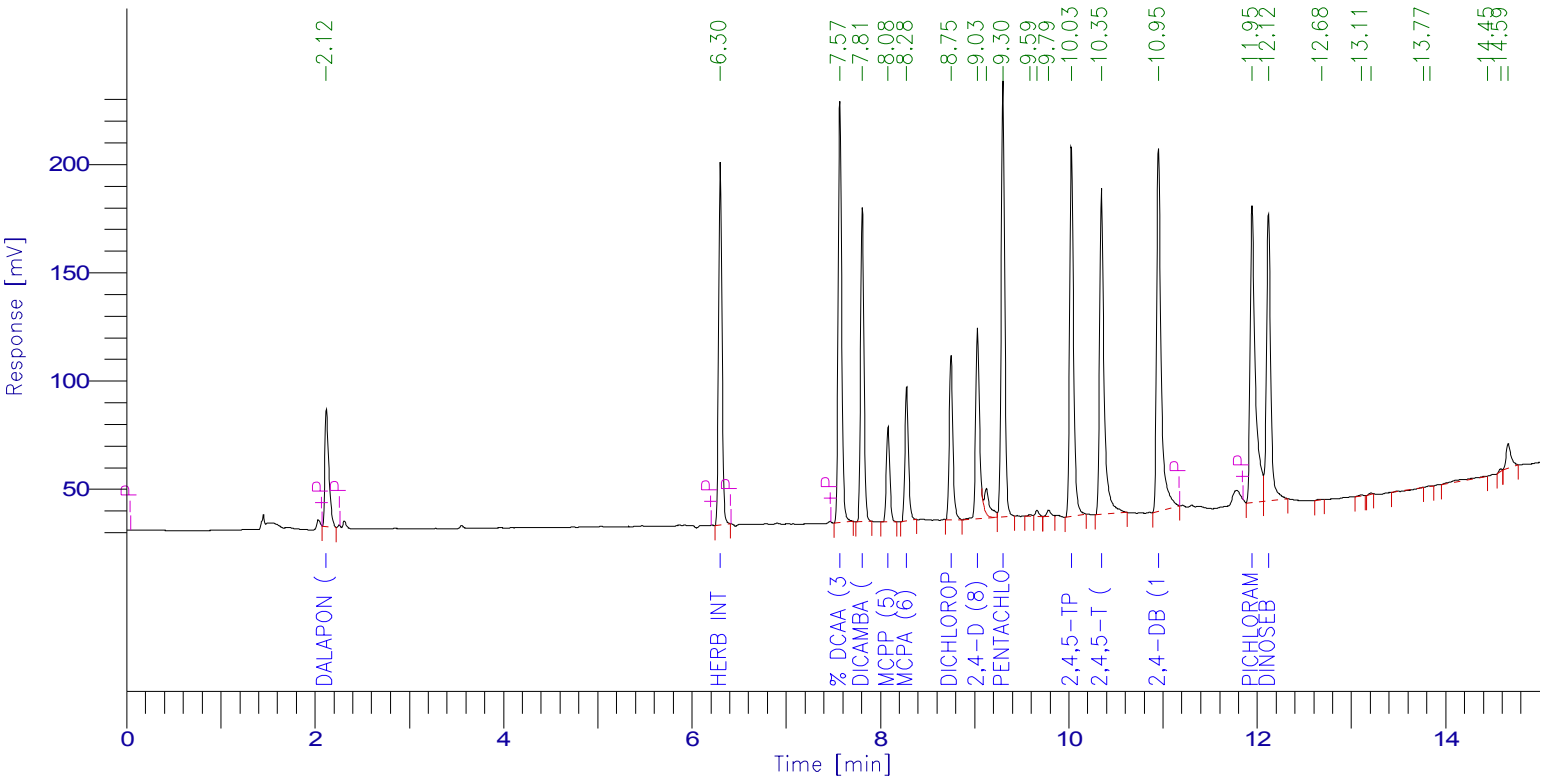

HERBICIDES REPORT

Peak #	Time [min]	Component Name	Raw Amount	Area [µV·s]	Surrogate Rec (%)	Spk 15000
1	2.121	Dalapon (1)	100.7085	159706.56	20	1
2	6.302	Herb Int Std (2)	100.0000	415280.32	20	1
3	7.571	% DCAA (3)	591.8034	505602.88	118	4
4	7.809	Dicamba (4)	101.0947	363317.28	20	1
5	8.083	MCPP (5)	35199.9604	111595.52	7040	235
6	8.280	MCPA (6)	33949.2719	164093.92	6790	226
7	8.751	Dichloroprop (7)	208.8958	201305.12	42	1
8	9.032	2,4-D (8)	217.7447	263598.59	44	1
10	9.302	Pentachlorophenol (9	40.6714	528843.65	8	0
14	10.029	2,4,5-TP (10)	101.9947	494981.76	20	1
15	10.348	2,4,5-T (11)	104.2614	499257.44	21	1
16	10.953	2,4-DB (12)	1055.8414	559078.08	211	7
17	11.946	Pichloram	94.6730	529946.08	19	1
18	12.120	Dinoseb	115.7240	414995.84	23	1
			71982.6452	5211603.04	14397	480

==========

Surrogate Level = 500 ppb

==========

Client Id: Continuing Calibration

Software Version: 4.1<1L22>
Date: 11/18/2019 08:00 AM
Sample Name : h3cc;18k
Data File : E:\TC2019\ECD12\11-NOV\N17B015.RAW Date: 11/18/2019 02:04 AM
Sequence File: E:\TC2019\ECD12\11-NOV\HERB.SEQ Cycle: 315 Channel : B
Instrument : AUTOECD_12 Rack/Vial: 0/0 Operator: jrb
Sample Amount : 1.0000 Dilution Factor : 1.00

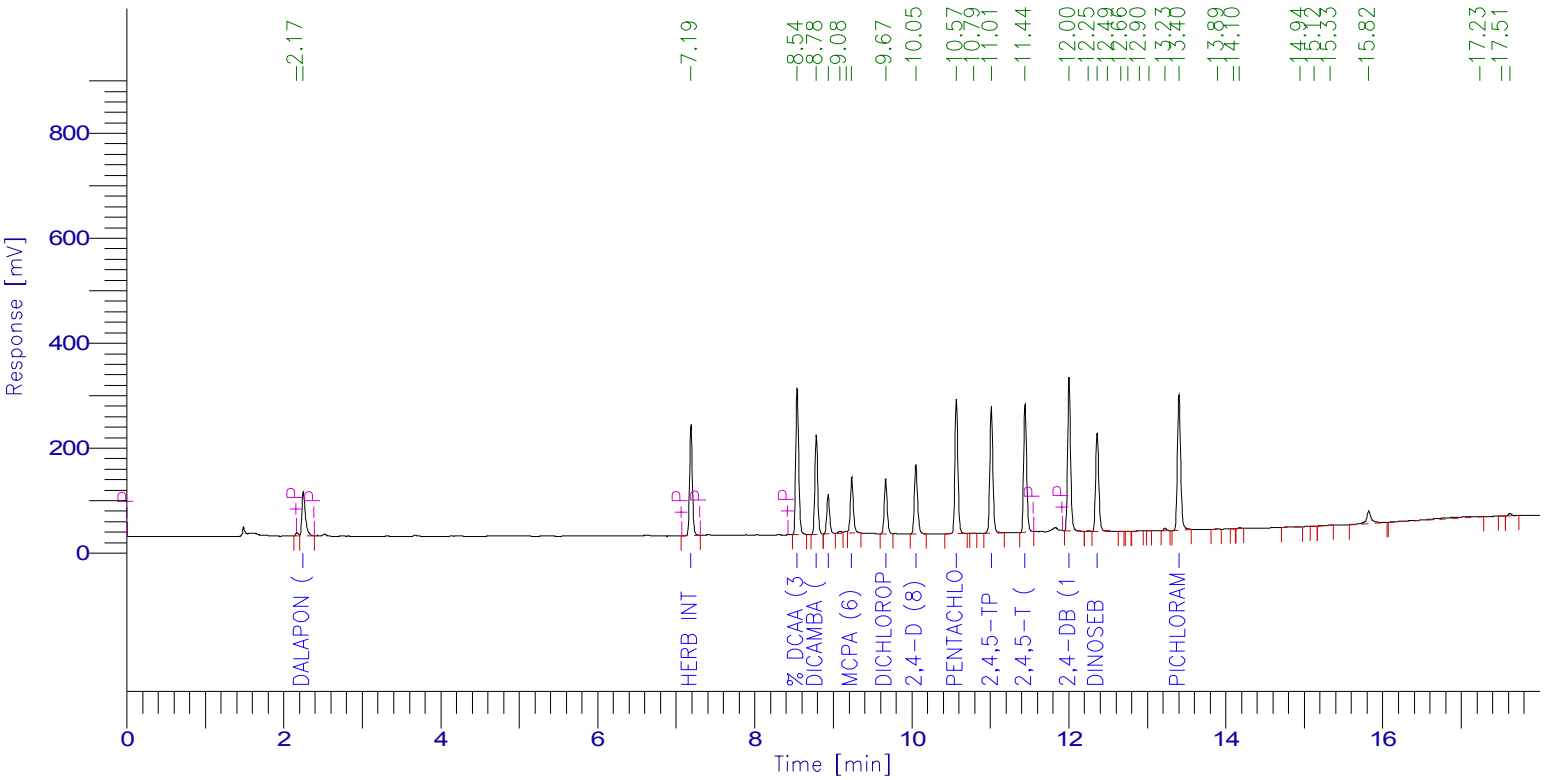

HERBICIDES REPORT

Peak #	Time [min]	Component Name	Raw Amount	Area [µV·s]	Surrogate Rec (%)	Spk 15000
2	2.249	Dalapon (1)	107.6293	264122.56	22	1
3	7.188	Herb Int Std (2)	100.0000	531321.60	20	1
4	8.541	% DCAA (3)	567.2179	730824.64	113	4
5	8.783	Dicamba (4)	96.6161	481156.80	19	1
6	8.935	MCPP (5)	30972.0351	199368.32	6194	206
9	9.236	MCPA (6)	29574.1230	292858.40	5915	197
10	9.668	Dichloroprop (7)	195.6719	278336.64	39	1
11	10.051	2,4-D (8)	202.7437	369304.64	41	1
12	10.568	Pentachlorophenol (9	38.3904	694095.68	8	0
14	11.014	2,4,5-TP (10)	98.0366	649844.64	20	1
15	11.443	2,4,5-T (11)	99.9671	649348.16	20	1
16	12.002	2,4-DB (12)	990.4487	790548.48	198	7
18	12.360	Dinoseb	99.9739	518697.12	20	1
25	13.401	Pichloram	96.6798	736341.12	19	1
			63239.5334	7186168.80	12648	422

==========

Surrogate Level = 500 ppb

==========

7D
HERBICIDE CALIBRATION VERIFICATION SUMMARY
Primary

Lab Name: Phoenix Environmental Client: NETC

Lab Code: Phoenix Case No.: SAS No.: SDG No.: GCE61964

GC Col A: CLP Pest 1 ID: 0.53 (mm) Init. Calib. Date(s): 11/12/19 11/12/19

EPA Sample No.(PIBLK): hex Date Analyzed: 11/18/19

LAB Sample ID (PIBLK): hex - N17A026 Time Analyzed: 6:28

EPA Sample No.(PEM): Date Analyzed:

LAB Sample ID (PEM): Time Analyzed:

Instrument: ECD12 File: N17A026

COMPOUND	RT	RT WINDOW FROM	RT WINDOW TO	CALC AMOUNT ppb	NOM AMOUNT ppb	% D		CF
2,4,5-T		10.31	10.41	83U	0			
2,4,5-TP (Silvex)		10.00	10.10	83U	0			
2,4-D		9.00	9.10	170U	0			
2,4-DB		10.92	11.02	1700U	0			
Dalapon		2.08	2.18	83U	0			
Dicamba		7.79	7.89	83U	0			
Dichloroprop		8.72	8.82	83U	0			
Dinoseb		12.09	12.19	83U	0			

QC LIMITS:
%D must be less than or equal to 20% (*) Criteria exceeded. CF=Calibration/Response Factor
Both channels need to have the compound detected for a concentration to be reported on either channel.

FORM VII HERB

7D
HERBICIDE CALIBRATION VERIFICATION SUMMARY
Confirmation

Lab Name: Phoenix Environmental Client: NETC

Lab Code: Phoenix Case No.: SAS No.: SDG No.: GCE61964

GC Col B: CLP Pest 2 ID: 0.53 (mm) Init. Calib. Date(s): 11/12/19 11/12/19

EPA Sample No.(PIBLK): hex Date Analyzed: 11/18/19

LAB Sample ID (PIBLK): hex - N17B026 Time Analyzed: 6:28

EPA Sample No.(PEM): Date Analyzed:

LAB Sample ID (PEM): Time Analyzed:

Instrument: ECD12 File: N17B026

COMPOUND	RT	RT WINDOW FROM	RT WINDOW TO	CALC AMOUNT ppb	NOM AMOUNT ppb	% D		CF
2,4,5-T		11.42	11.52	83U	0			
2,4,5-TP (Silvex)		10.98	11.08	83U	0			
2,4-D		10.02	10.12	170U	0			
2,4-DB		11.97	12.07	1700U	0			
Dalapon		2.20	2.30	83U	0			
Dicamba		8.75	8.85	83U	0			
Dichloroprop		9.64	9.74	83U	0			
Dinoseb		12.33	12.43	83U	0			

QC LIMITS:
%D must be less than or equal to 20% (*) Criteria exceeded. CF=Calibration/Response Factor
Both channels need to have the compound detected for a concentration to be reported on either channel.

FORM VII HERB

Client Id: Continuing Blank

Software Version: 4.1<1L22>
Date: 11/18/2019 10:35 AM
Sample Name : hex
Data File : E:\TC2019\ECD12\11-NOV\N17A026.RAW Date: 11/18/2019 06:28 AM
Sequence File: E:\TC2019\ECD12\11-NOV\HERB.SEQ Cycle: 326 Channel : A
Instrument : AUTOECD_12 Rack/Vial: 0/0 Operator: jrb
Sample Amount : 1.0000 Dilution Factor : 1.00

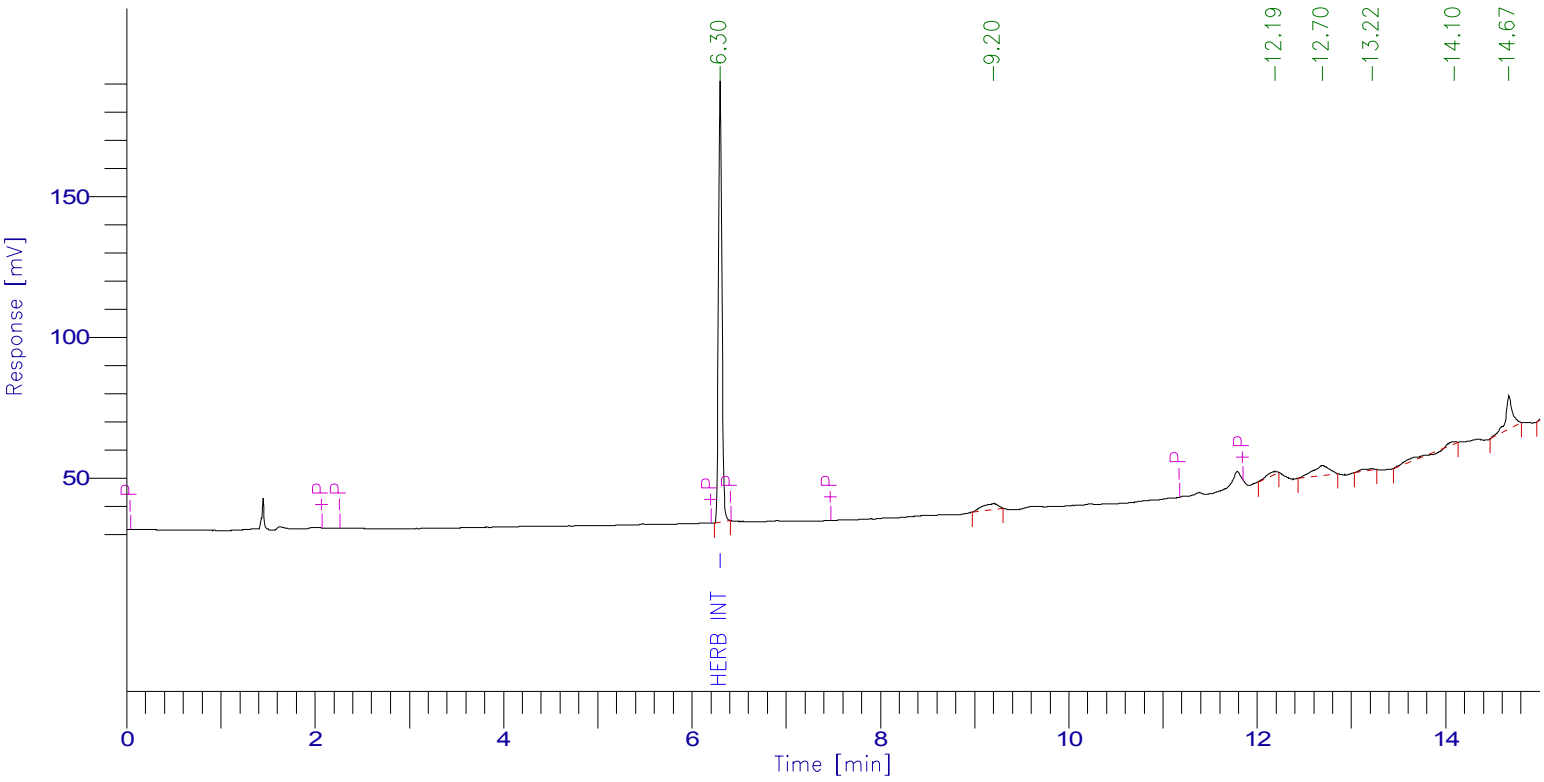

HERBICIDES REPORT

Peak #	Time [min]	Component Name	Raw Amount	Area [µV·s]	Surrogate Rec (%)	Spk 15000
0	2.121	Dalapon (1)	0.0000	0.00	0	0
1	6.301	Herb Int Std (2)	100.0000	392905.92	20	1
0	7.557	% DCAA (3)	0.0000	0.00	0	0
0	7.797	Dicamba (4)	0.0000	0.00	0	0
0	8.069	MCPP (5)	0.0000	0.00	0	0
0	8.263	MCPA (6)	0.0000	0.00	0	0
0	8.729	Dichloroprop (7)	0.0000	0.00	0	0
0	9.010	2,4-D (8)	0.0000	0.00	0	0
0	9.284	Pentachlorophenol (9	0.0000	0.00	0	0
0	10.004	2,4,5-TP (10)	0.0000	0.00	0	0
0	10.319	2,4,5-T (11)	0.0000	0.00	0	0
0	10.917	2,4-DB (12)	0.0000	0.00	0	0
0	11.903	Pichloram	0.0000	0.00	0	0
0	12.087	Dinoseb	0.0000	0.00	0	0
			100.0000	392905.92	20	1

Surrogate Level = 500 ppb

Client Id: Continuing Blank

Software Version: 4.1<1L22>
Date: 11/18/2019 10:35 AM
Sample Name : hex
Data File : E:\TC2019\ECD12\11-NOV\N17B026.RAW Date: 11/18/2019 06:28 AM
Sequence File: E:\TC2019\ECD12\11-NOV\HERB.SEQ Cycle: 326 Channel : B
Instrument : AUTOECD_12 Rack/Vial: 0/0 Operator: jrb
Sample Amount : 1.0000 Dilution Factor : 1.00

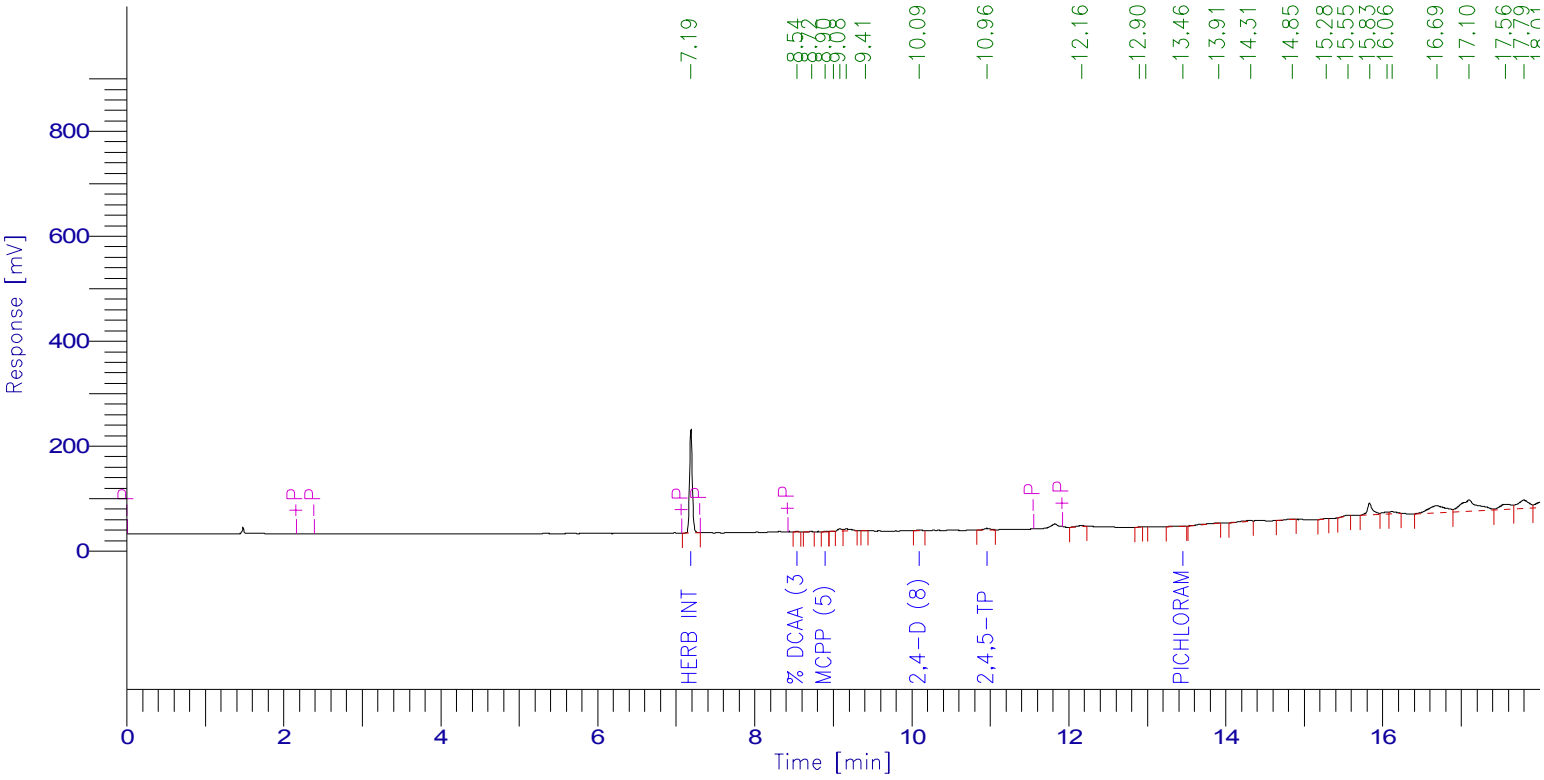

HERBICIDES REPORT

Peak #	Time [min]	Component Name	Raw Amount	Area [µV·s]	Surrogate Rec (%)	Spk 15000
0	2.247	Dalapon (1)	0.0000	0.00	0	0
1	7.187	Herb Int Std (2)	100.0000	504182.72	20	1
2	8.537	% DCAA (3)	2.3602	2885.60	0	2e-02
0	8.806	Dicamba (4)	0.0000	0.00	0	0
4	8.896	MCPP (5)	153.3925	936.96	31	1
0	9.264	MCPA (6)	0.0000	0.00	0	0
0	9.697	Dichloroprop (7)	0.0000	0.00	0	0
9	10.093	2,4-D (8)	2.1273	3676.96	0	1e-02
0	10.598	Pentachlorophenol (9	0.0000	0.00	0	0
10	10.960	2,4,5-TP (10)	2.8407	17867.84	1	2e-02
0	11.472	2,4,5-T (11)	0.0000	0.00	0	0
0	12.031	2,4-DB (12)	0.0000	0.00	0	0
0	12.390	Dinoseb	0.0000	0.00	0	0
14	13.455	Pichloram	0.8629	6236.16	0	6e-03
			261.5835	535786.24	52	2

Surrogate Level = 500 ppb

7D
HERBICIDE CALIBRATION VERIFICATION SUMMARY
Primary

Lab Name: Phoenix Environmental Client: NETC

Lab Code: Phoenix Case No.: SAS No.: SDG No.: GCE61964

GC Col A: CLP Pest 1 ID: 0.53 (mm) Init. Calib. Date(s): 11/12/19 11/12/19

EPA Sample No.(PIBLK): Date Analyzed:

LAB Sample ID (PIBLK): Time Analyzed:

EPA Sample No.(PEM): h3cc;18k Date Analyzed: 11/18/19

LAB Sample ID (PEM): h3cc;18k - N17A027 Time Analyzed: 6:52

Instrument: ECD12 File: N17A027

COMPOUND	RT	RT WINDOW FROM	RT WINDOW TO	RAW AMOUNT ppb	NOM AMOUNT ppb	% D		CF
2,4,5-T	10.36	10.31	10.41	99	100	1		1.153
2,4,5-TP (Silvex)	10.04	10.00	10.10	100	100	0		1.169
2,4-D	9.04	9.00	9.10	216	200	8		0.292
2,4-DB	10.96	10.92	11.02	1040	1000	4		0.128
Dalapon	2.12	2.08	2.18	105	100	5		0.382
Dicamba	7.82	7.79	7.89	100	100	0		0.865
Dichloroprop	8.75	8.72	8.82	205	200	3		0.232
Dinoseb	12.13	12.09	12.19	114	100	14		0.864
% DCAA (Surrogate Rec)	7.57	7.55	7.65	577	600	4		0.206

QC LIMITS:
%D must be less than or equal to 20% (*) Criteria exceeded. CF=Calibration/Response Factor

FORM VII HERB

7D
HERBICIDE CALIBRATION VERIFICATION SUMMARY
Confirmation

Lab Name: Phoenix Environmental Client: NETC

Lab Code: Phoenix Case No.: SAS No.: SDG No.: GCE61964

GC Col B: CLP Pest 2 ID: 0.53 (mm) Init. Calib. Date(s): 11/12/19 11/12/19

EPA Sample No.(PIBLK): Date Analyzed:

LAB Sample ID (PIBLK): Time Analyzed:

EPA Sample No.(PEM): h3cc;18k Date Analyzed: 11/18/19

LAB Sample ID (PEM): h3cc;18k - N17B027 Time Analyzed: 6:52

Instrument: ECD12 File: N17B027

COMPOUND	RT	RT WINDOW FROM	RT WINDOW TO	RAW AMOUNT ppb	NOM AMOUNT ppb	% D		CF
2,4,5-T	11.45	11.42	11.52	100	100	0		1.223
2,4,5-TP (Silvex)	11.02	10.98	11.08	98	100	2		1.248
2,4-D	10.06	10.02	10.12	202	200	1		0.343
2,4-DB	12.01	11.97	12.07	991	1000	1		0.150
Dalapon	2.25	2.20	2.30	106	100	6		0.462
Dicamba	8.78	8.75	8.85	96	100	4		0.937
Dichloroprop	9.67	9.64	9.74	194	200	3		0.268
Dinoseb	12.37	12.33	12.43	99	100	1		0.976
% DCAA (Surrogate Rec)	8.54	8.51	8.61	558	600	7		0.242

QC LIMITS:
%D must be less than or equal to 20% (*) Criteria exceeded. CF=Calibration/Response Factor

FORM VII HERB

Client Id: Continuing Calibration

Software Version: 4.1<1L22>
Date: 11/18/2019 10:35 AM
Sample Name : h3cc;18k
Data File : E:\TC2019\ECD12\11-NOV\N17A027.RAW Date: 11/18/2019 06:52 AM
Sequence File: E:\TC2019\ECD12\11-NOV\HERB.SEQ Cycle: 327 Channel : A
Instrument : AUTOECD_12 Rack/Vial: 0/0 Operator: jrb
Sample Amount : 1.0000 Dilution Factor : 1.00

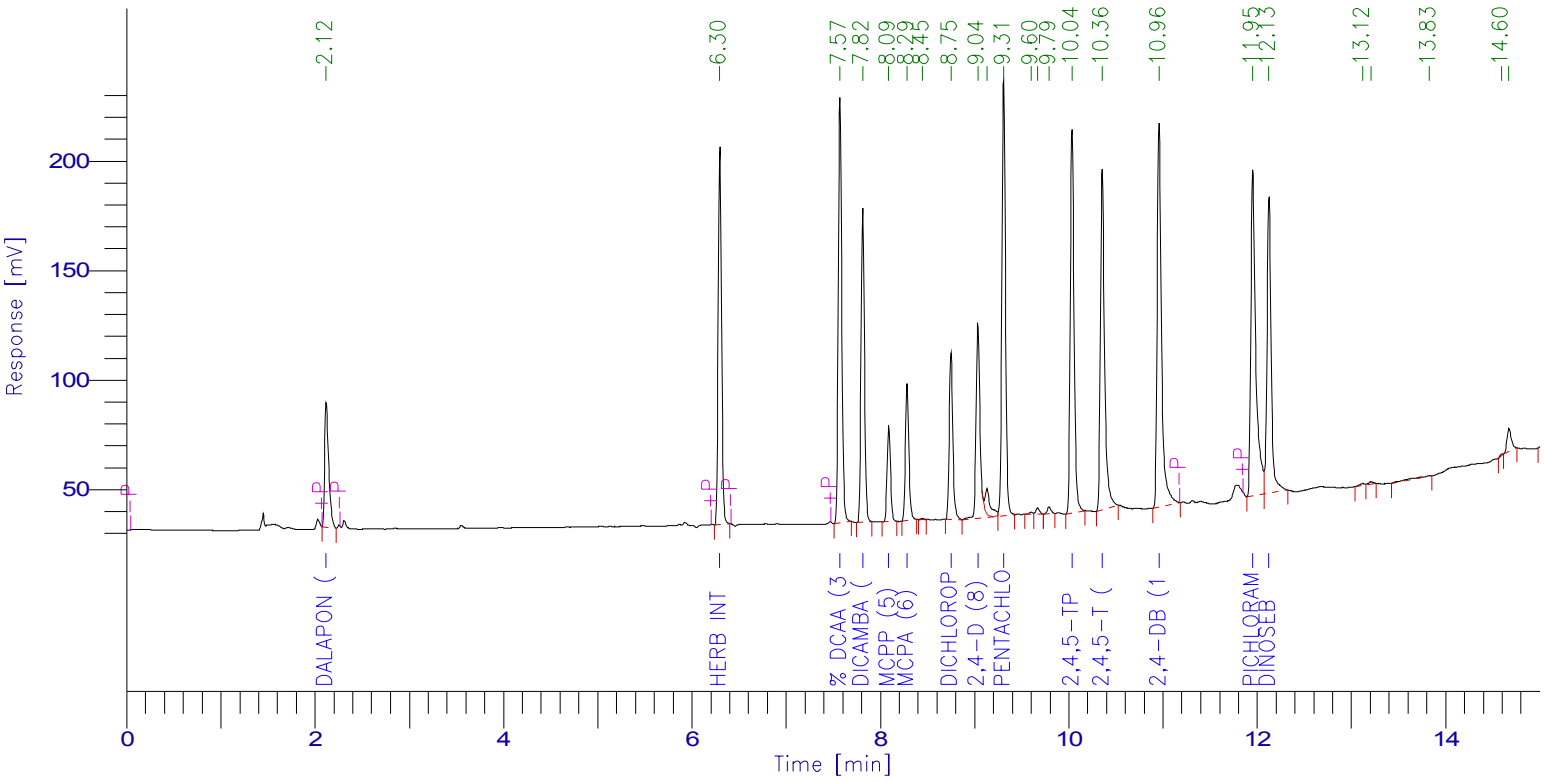

HERBICIDES REPORT

Peak #	Time [min]	Component Name	Raw Amount	Area [µV·s]	Surrogate Rec (%)	Spk 15000
1	2.119	Dalapon (1)	105.2249	169847.84	21	1
2	6.298	Herb Int Std (2)	100.0000	422694.08	20	1
3	7.573	% DCAA (3)	577.1811	501913.60	115	4
4	7.815	Dicamba (4)	99.8969	365421.76	20	1
5	8.091	MCPP (5)	34167.5700	110256.32	6834	228
6	8.285	MCPA (6)	32822.5509	161480.16	6565	219
8	8.751	Dichloroprop (7)	205.2486	201321.44	41	1
9	9.036	2,4-D (8)	215.7240	265814.54	43	1
11	9.310	Pentachlorophenol (9	40.0817	530480.50	8	0
15	10.036	2,4,5-TP (10)	99.6231	492103.68	20	1
16	10.356	2,4,5-T (11)	98.8403	481748.16	20	1
17	10.959	2,4-DB (12)	1044.8002	563108.16	209	7
18	11.954	Pichloram	96.7195	551067.07	19	1
19	12.126	Dinoseb	113.5590	414502.21	23	1
			69787.0201	5231759.52	13957	465

==========

Surrogate Level = 500 ppb

==========

Client Id: Continuing Calibration

Software Version: 4.1<1L22>
Date: 11/18/2019 10:35 AM
Sample Name : h3cc;18k
Data File : E:\TC2019\ECD12\11-NOV\N17B027.RAW Date: 11/18/2019 06:52 AM
Sequence File: E:\TC2019\ECD12\11-NOV\HERB.SEQ Cycle: 327 Channel : B
Instrument : AUTOECD_12 Rack/Vial: 0/0 Operator: jrb
Sample Amount : 1.0000 Dilution Factor : 1.00

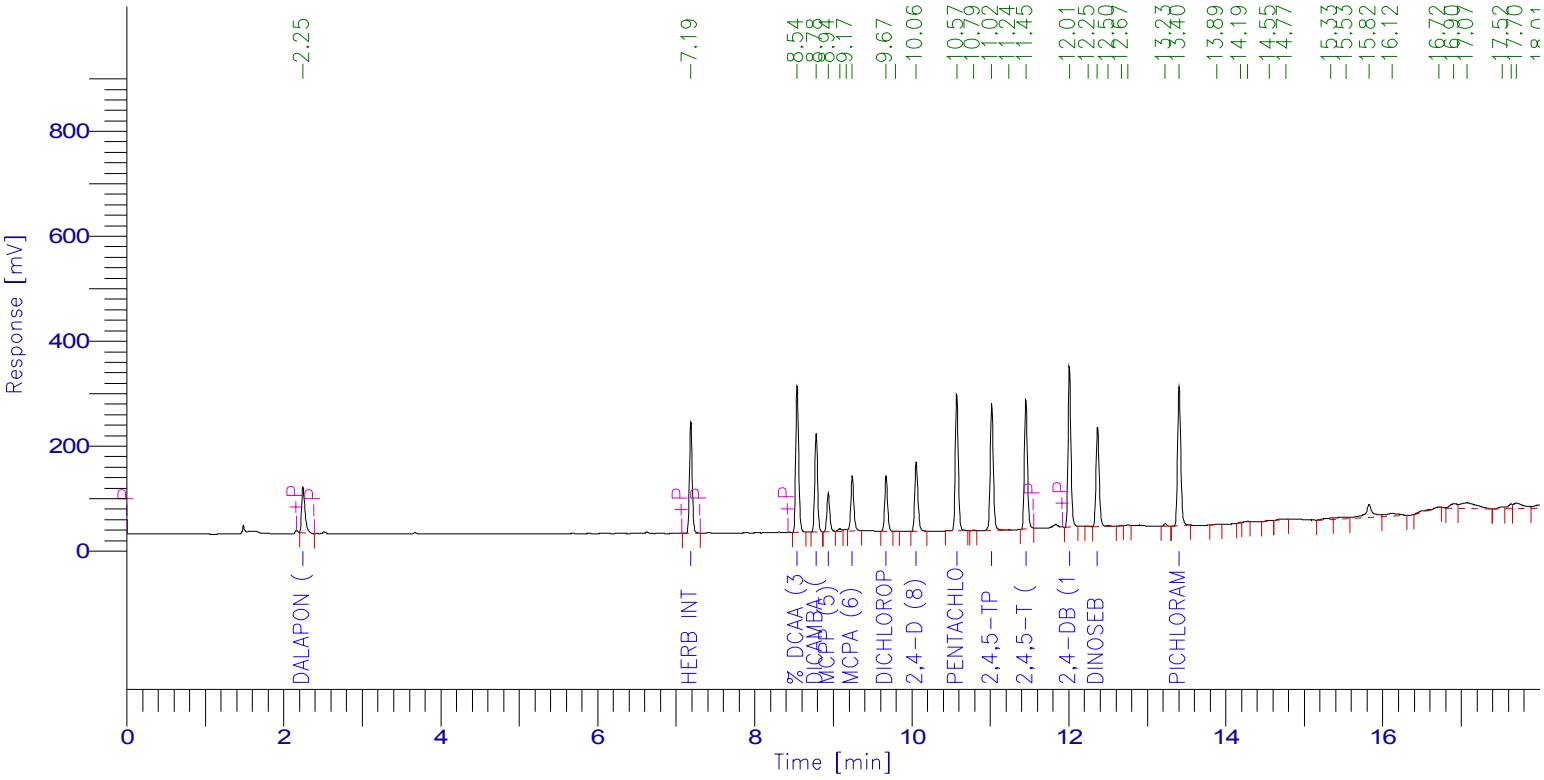

HERBICIDES REPORT

Peak #	Time [min]	Component Name	Raw Amount	Area [µV·s]	Surrogate Rec (%)	Spk 15000
1	2.245	Dalapon (1)	105.6959	261535.68	21	1
2	7.186	Herb Int Std (2)	100.0000	535741.44	20	1
3	8.541	% DCAA (3)	557.7710	724631.04	112	4
4	8.781	Dicamba (4)	95.6417	480266.56	19	1
5	8.936	MCPP (5)	30557.9809	198339.33	6112	204
8	9.242	MCPA (6)	28874.2240	288306.15	5775	192
9	9.673	Dichloroprop (7)	193.7246	277858.99	39	1
11	10.056	2,4-D (8)	202.0413	371086.72	40	1
12	10.573	Pentachlorophenol (9	38.0689	694008.80	8	0
14	11.019	2,4,5-TP (10)	98.1402	655942.88	20	1
16	11.453	2,4,5-T (11)	100.4718	658055.52	20	1
17	12.007	2,4-DB (12)	991.4882	797961.28	198	7
19	12.365	Dinoseb	99.1450	518675.68	20	1
24	13.403	Pichloram	97.4054	748039.04	19	1
			62111.7990	7210449.10	12422	414

==========

Surrogate Level = 500 ppb

==========

7D
HERBICIDE CALIBRATION VERIFICATION SUMMARY
Primary

Lab Name: Phoenix Environmental Client: NETC

Lab Code: Phoenix Case No.: SAS No.: SDG No.: GCE61964

GC Col A: CLP Pest 1 ID: 0.53 (mm) Init. Calib. Date(s): 11/12/19 11/12/19

EPA Sample No.(PIBLK): hex Date Analyzed: 11/18/19

LAB Sample ID (PIBLK): hex - N17A039 Time Analyzed: 11:42

EPA Sample No.(PEM): Date Analyzed:

LAB Sample ID (PEM): Time Analyzed:

Instrument: ECD12 File: N17A039

COMPOUND	RT	RT WINDOW FROM	RT WINDOW TO	CALC AMOUNT ppb	NOM AMOUNT ppb	% D		CF
2,4,5-T		10.31	10.41	83U	0			
2,4,5-TP (Silvex)		10.00	10.10	83U	0			
2,4-D		9.00	9.10	170U	0			
2,4-DB		10.92	11.02	1700U	0			
Dalapon		2.08	2.18	83U	0			
Dicamba		7.79	7.89	83U	0			
Dichloroprop		8.72	8.82	83U	0			
Dinoseb		12.09	12.19	83U	0			

QC LIMITS:
%D must be less than or equal to 20% (*) Criteria exceeded. CF=Calibration/Response Factor
Both channels need to have the compound detected for a concentration to be reported on either channel.

FORM VII HERB

7D
HERBICIDE CALIBRATION VERIFICATION SUMMARY
Confirmation

Lab Name: Phoenix Environmental Client: NETC

Lab Code: Phoenix Case No.: SAS No.: SDG No.: GCE61964

GC Col B: CLP Pest 2 ID: 0.53 (mm) Init. Calib. Date(s): 11/12/19 11/12/19

EPA Sample No.(PIBLK): hex Date Analyzed: 11/18/19

LAB Sample ID (PIBLK): hex - N17B039 Time Analyzed: 11:42

EPA Sample No.(PEM): Date Analyzed:

LAB Sample ID (PEM): Time Analyzed:

Instrument: ECD12 File: N17B039

COMPOUND	RT	RT WINDOW FROM	RT WINDOW TO	CALC AMOUNT ppb	NOM AMOUNT ppb	% D		CF
2,4,5-T		11.42	11.52	83U	0			
2,4,5-TP (Silvex)		10.98	11.08	83U	0			
2,4-D		10.02	10.12	170U	0			
2,4-DB		11.97	12.07	1700U	0			
Dalapon		2.20	2.30	83U	0			
Dicamba		8.75	8.85	83U	0			
Dichloroprop		9.64	9.74	83U	0			
Dinoseb		12.33	12.43	83U	0			

QC LIMITS:
%D must be less than or equal to 20% (*) Criteria exceeded. CF=Calibration/Response Factor
Both channels need to have the compound detected for a concentration to be reported on either channel.

FORM VII HERB

Client Id: Continuing Blank

Software Version: 4.1<1L22>
Date: 11/19/2019 10:22 AM
Sample Name : hex
Data File : E:\TC2019\ECD12\11-NOV\N17A039.RAW Date: 11/18/2019 11:42 AM
Sequence File: E:\TC2019\ECD12\11-NOV\HERB.SEQ Cycle: 339 Channel : A
Instrument : AUTOECD_12 Rack/Vial: 0/0 Operator: jrb
Sample Amount : 1.0000 Dilution Factor : 1.00

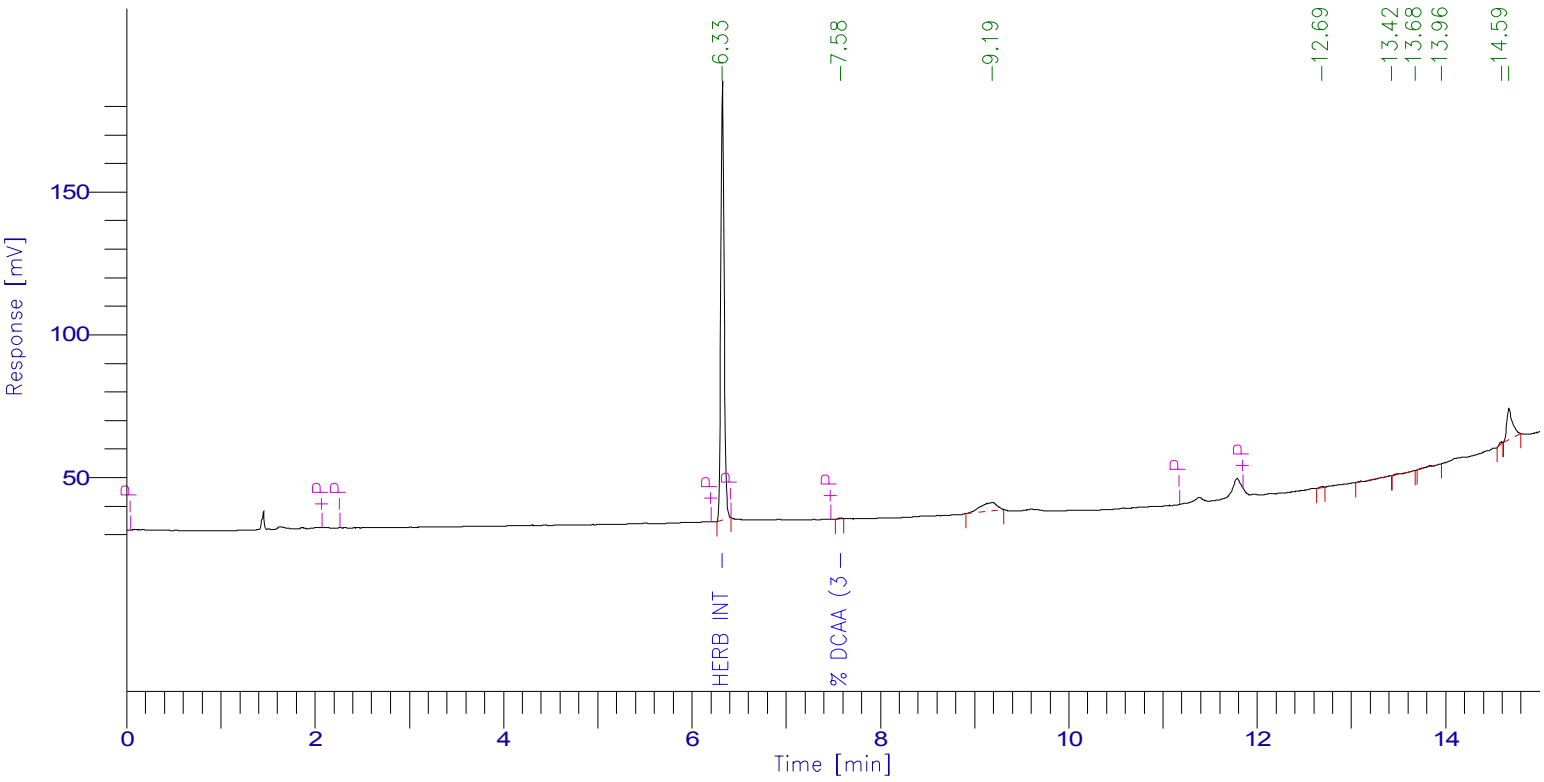

HERBICIDES REPORT

Peak #	Time [min]	Component Name	Raw Amount	Area [µV·s]	Surrogate Rec (%)	Spk 15000
0	2.121	Dalapon (1)	0.0000	0.00	0	0
1	6.325	Herb Int Std (2)	100.0000	379206.40	20	1
2	7.578	% DCAA (3)	0.8942	697.60	0	6e-03
0	7.797	Dicamba (4)	0.0000	0.00	0	0
0	8.069	MCPP (5)	0.0000	0.00	0	0
0	8.263	MCPA (6)	0.0000	0.00	0	0
0	8.729	Dichloroprop (7)	0.0000	0.00	0	0
0	9.010	2,4-D (8)	0.0000	0.00	0	0
0	9.284	Pentachlorophenol (9	0.0000	0.00	0	0
0	10.004	2,4,5-TP (10)	0.0000	0.00	0	0
0	10.319	2,4,5-T (11)	0.0000	0.00	0	0
0	10.917	2,4-DB (12)	0.0000	0.00	0	0
0	11.903	Pichloram	0.0000	0.00	0	0
0	12.087	Dinoseb	0.0000	0.00	0	0
			100.8942	379904.00	20	1

==========

Surrogate Level = 500 ppb

==========

Client Id: Continuing Blank

Software Version: 4.1<1L22>
Date: 11/19/2019 10:22 AM
Sample Name : hex
Data File : E:\TC2019\ECD12\11-NOV\N17B039.RAW Date: 11/18/2019 11:42 AM
Sequence File: E:\TC2019\ECD12\11-NOV\HERB.SEQ Cycle: 339 Channel : B
Instrument : AUTOECD_12 Rack/Vial: 0/0 Operator: jrb
Sample Amount : 1.0000 Dilution Factor : 1.00

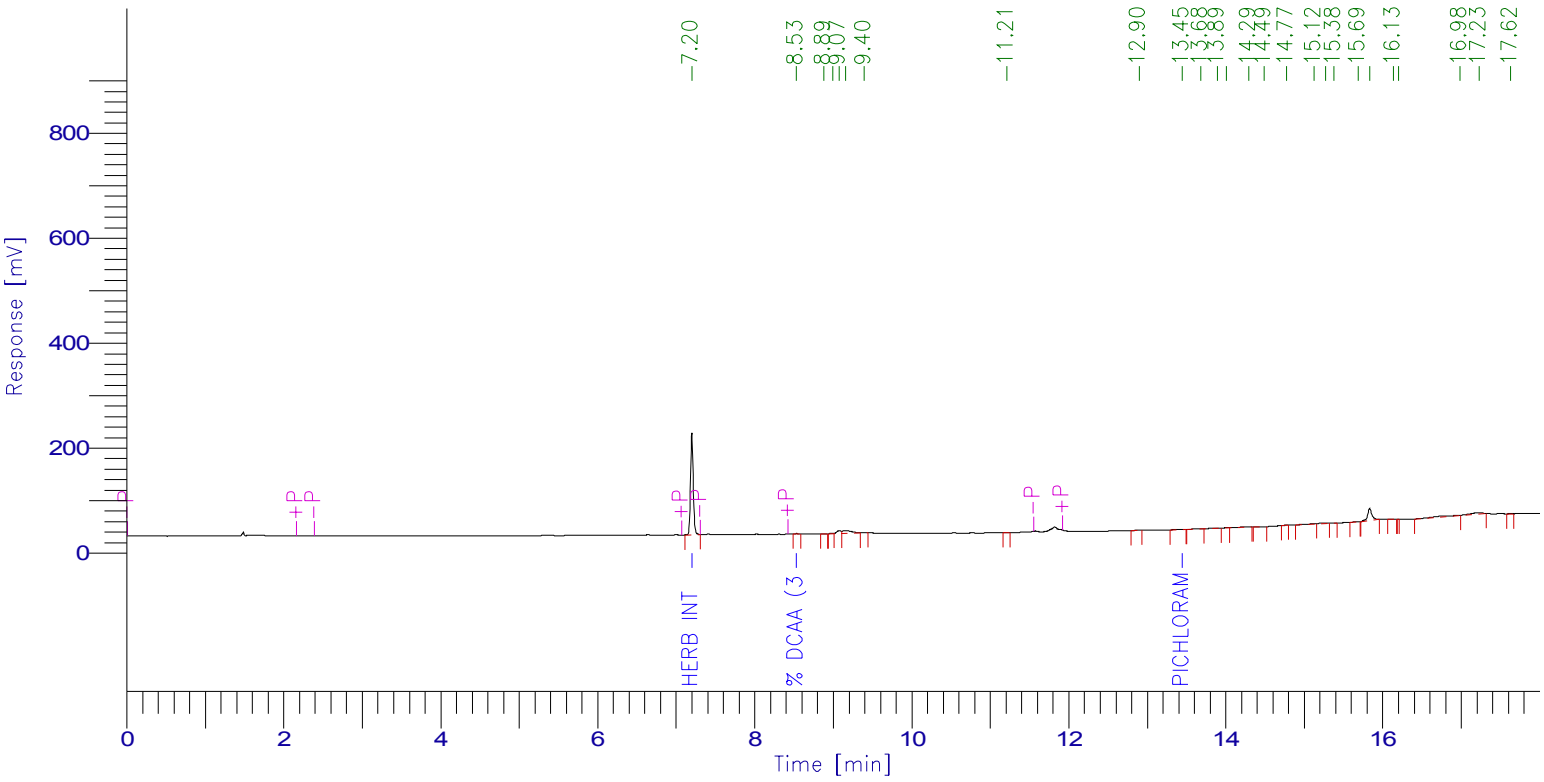

HERBICIDES REPORT

Peak #	Time [min]	Component Name	Raw Amount	Area [µV·s]	Surrogate Rec (%)	Spk 15000
0	2.247	Dalapon (1)	0.0000	0.00	0	0
1	7.199	Herb Int Std (2)	100.0000	484151.20	20	1
2	8.534	% DCAA (3)	2.8489	3344.80	1	2e-02
0	8.806	Dicamba (4)	0.0000	0.00	0	0
0	8.960	MCPP (5)	0.0000	0.00	0	0
0	9.264	MCPA (6)	0.0000	0.00	0	0
0	9.697	Dichloroprop (7)	0.0000	0.00	0	0
0	10.078	2,4-D (8)	0.0000	0.00	0	0
0	10.598	Pentachlorophenol (9	0.0000	0.00	0	0
0	11.040	2,4,5-TP (10)	0.0000	0.00	0	0
0	11.472	2,4,5-T (11)	0.0000	0.00	0	0
0	12.031	2,4-DB (12)	0.0000	0.00	0	0
0	12.390	Dinoseb	0.0000	0.00	0	0
10	13.447	Pichloram	0.5566	3863.04	0	4e-03
			103.4056	491359.04	21	1

==========

Surrogate Level = 500 ppb

==========

7D
HERBICIDE CALIBRATION VERIFICATION SUMMARY
Primary

Lab Name: Phoenix Environmental Client: NETC

Lab Code: Phoenix Case No.: SAS No.: SDG No.: GCE61964

GC Col A: CLP Pest 1 ID: 0.53 (mm) Init. Calib. Date(s): 11/12/19 11/12/19

EPA Sample No.(PIBLK): Date Analyzed:

LAB Sample ID (PIBLK): Time Analyzed:

EPA Sample No.(PEM): h3cc;18k Date Analyzed: 11/18/19

LAB Sample ID (PEM): h3cc;18k - N17A040 Time Analyzed: 12:06

Instrument: ECD12 File: N17A040

COMPOUND	RT	RT WINDOW FROM	RT WINDOW TO	RAW AMOUNT ppb	NOM AMOUNT ppb	% D		CF
2,4,5-T	10.35	10.31	10.41	103	100	3		1.153
2,4,5-TP (Silvex)	10.03	10.00	10.10	100	100	0		1.169
2,4-D	9.05	9.00	9.10	207	200	4		0.292
2,4-DB	10.95	10.92	11.02	1020	1000	2		0.128
Dalapon	2.12	2.08	2.18	97	100	3		0.382
Dicamba	7.84	7.79	7.89	101	100	1		0.865
Dichloroprop	8.77	8.72	8.82	205	200	3		0.232
Dinoseb	12.11	12.09	12.19	117	100	17		0.864
% DCAA (Surrogate Rec)	7.61	7.55	7.65	595	600	1		0.206

QC LIMITS:
%D must be less than or equal to 20% (*) Criteria exceeded. CF=Calibration/Response Factor

FORM VII HERB

7D
HERBICIDE CALIBRATION VERIFICATION SUMMARY
Confirmation

Lab Name: Phoenix Environmental Client: NETC

Lab Code: Phoenix Case No.: SAS No.: SDG No.: GCE61964

GC Col B: CLP Pest 2 ID: 0.53 (mm) Init. Calib. Date(s): 11/12/19 11/12/19

EPA Sample No.(PIBLK): Date Analyzed:

LAB Sample ID (PIBLK): Time Analyzed:

EPA Sample No.(PEM): h3cc;18k Date Analyzed: 11/18/19

LAB Sample ID (PEM): h3cc;18k - N17B040 Time Analyzed: 12:06

Instrument: ECD12 File: N17B040

COMPOUND	RT	RT WINDOW FROM	RT WINDOW TO	RAW AMOUNT ppb	NOM AMOUNT ppb	% D		CF
2,4,5-T	11.44	11.42	11.52	100	100	0		1.223
2,4,5-TP (Silvex)	11.00	10.98	11.08	98	100	2		1.248
2,4-D	10.05	10.02	10.12	205	200	3		0.343
2,4-DB	11.99	11.97	12.07	1000	1000	0		0.150
Dalapon	2.25	2.20	2.30	99	100	1		0.462
Dicamba	8.80	8.75	8.85	99	100	1		0.937
Dichloroprop	9.68	9.64	9.74	200	200	0		0.268
Dinoseb	12.35	12.33	12.43	100	100	0		0.976
% DCAA (Surrogate Rec)	8.56	8.51	8.61	574	600	4		0.242

QC LIMITS:
%D must be less than or equal to 20% (*) Criteria exceeded. CF=Calibration/Response Factor

FORM VII HERB

Client Id: Continuing Calibration

Software Version: 4.1<1L22>
Date: 11/19/2019 10:22 AM
Sample Name : h3cc;18k
Data File : E:\TC2019\ECD12\11-NOV\N17A040.RAW Date: 11/18/2019 12:06 PM
Sequence File: E:\TC2019\ECD12\11-NOV\HERB.SEQ Cycle: 340 Channel : A
Instrument : AUTOECD_12 Rack/Vial: 0/0 Operator: jrb
Sample Amount : 1.0000 Dilution Factor : 1.00

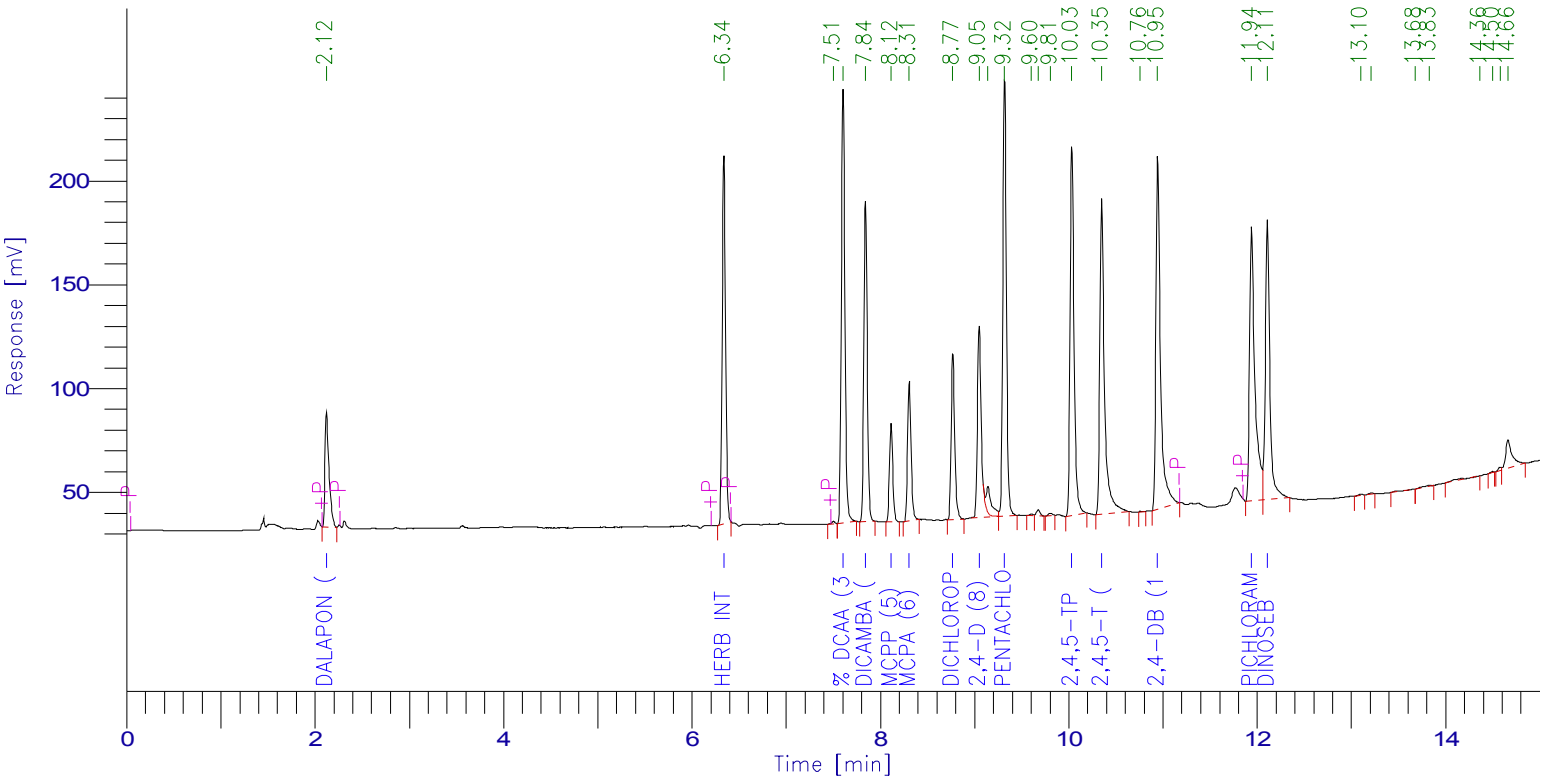

HERBICIDES REPORT

Peak #	Time [min]	Component Name	Raw Amount	Area [µV·s]	Surrogate Rec (%)	Spk 15000
1	2.122	Dalapon (1)	97.1344	165310.24	19	1
2	6.340	Herb Int Std (2)	100.0000	445667.84	20	1
4	7.605	% DCAA (3)	594.6371	545197.76	119	4
5	7.844	Dicamba (4)	101.3028	390705.12	20	1
6	8.115	MCPP (5)	35003.8363	119094.08	7001	233
7	8.308	MCPA (6)	33525.9271	173905.28	6705	224
8	8.771	Dichloroprop (7)	205.3322	212349.92	41	1
9	9.050	2,4-D (8)	207.4685	269536.49	41	1
11	9.320	Pentachlorophenol (9	40.0128	558351.35	8	0
15	10.034	2,4,5-TP (10)	100.1641	521667.52	20	1
16	10.350	2,4,5-T (11)	102.5883	527192.00	21	1
18	10.945	2,4-DB (12)	1021.4074	580420.48	204	7
19	11.940	Pichloram	87.8285	527607.84	18	1
20	12.109	Dinoseb	116.9923	450243.68	23	1
			71304.6319	5487249.60	14261	475

==========

Surrogate Level = 500 ppb

==========

Client Id: Continuing Calibration

Software Version: 4.1<1L22>
Date: 11/19/2019 10:22 AM
Sample Name : h3cc;18k
Data File : E:\TC2019\ECD12\11-NOV\N17B040.RAW Date: 11/18/2019 12:06 PM
Sequence File: E:\TC2019\ECD12\11-NOV\HERB.SEQ Cycle: 340 Channel : B
Instrument : AUTOECD_12 Rack/Vial: 0/0 Operator: jrb
Sample Amount : 1.0000 Dilution Factor : 1.00

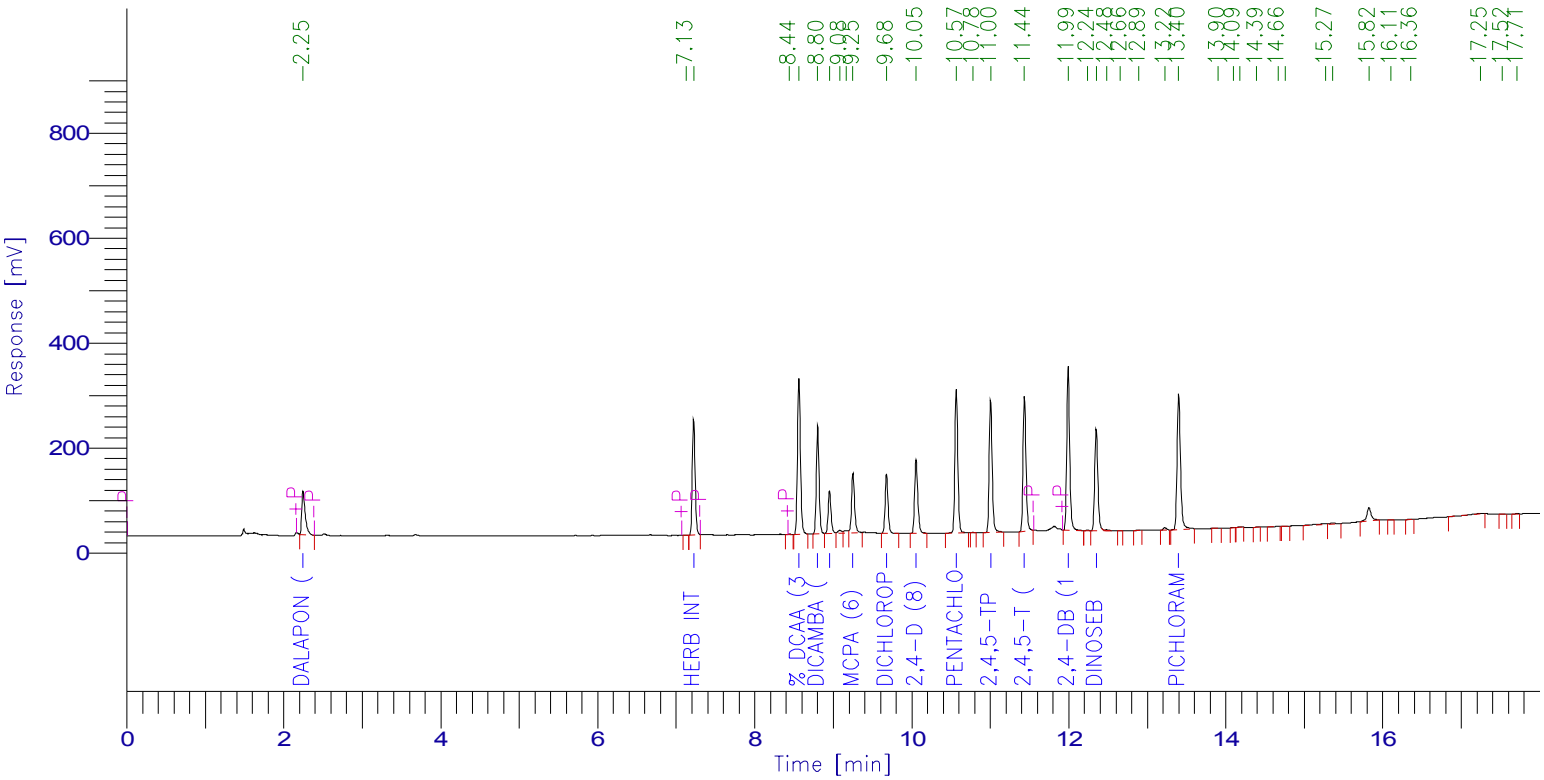

HERBICIDES REPORT

Peak #	Time [min]	Component Name	Raw Amount	Area [µV·s]	Surrogate Rec (%)	Spk 15000
1	2.246	Dalapon (1)	99.4171	255181.44	20	1
3	7.223	Herb Int Std (2)	100.0000	555738.24	20	1
5	8.563	% DCAA (3)	573.9451	773475.20	115	4
6	8.801	Dicamba (4)	99.4716	518142.16	20	1
7	8.952	MCPP (5)	31499.0604	212078.58	6300	210
10	9.252	MCPA (6)	29751.1870	308150.53	5950	198
11	9.678	Dichloroprop (7)	199.7654	297217.92	40	1
12	10.054	2,4-D (8)	205.2009	390957.44	41	1
13	10.567	Pentachlorophenol (9	38.9297	736190.40	8	0
15	11.004	2,4,5-TP (10)	97.5638	676429.44	20	1
16	11.435	2,4,5-T (11)	100.2364	681018.56	20	1
17	11.991	2,4-DB (12)	1001.9355	836467.52	200	7
19	12.348	Dinoseb	99.9434	542368.32	20	1
24	13.398	Pichloram	97.4931	776658.88	19	1
			63964.1494	7560074.63	12793	426

==========

Surrogate Level = 500 ppb

==========

1D
HERBICIDE ORGANICS ANALYSIS DATA SHEET

CLIENT SAMPLE NO.

CE61964 LCS

Lab Name: Phoenix Environmental Client: NETC

Lab Code: Phoenix Instr: ECD12 Column.: CLP Pest 1 0.53 SDG No.: GCE61964

Matrix: (soil/water) SOIL Lab Sample ID: CE61964 LCS

Sample wt/vol: 30 (g/mL) g Lab File ID: N17A005

% Moisture: n.a. decanted: (Y/N) N Date Received: 11/15/19

Extraction: (SepF/Cont/ASE) Sonc Date Extracted: 11/15/19

Concentrated Extract Volume: 5000 (uL) Date Analyzed: 11/17/19

Injection Volume: 1 (ul) Dilution Factor: 10

CONCENTRATION UNITS: ug/kg

CAS NO.	COMPOUND	CF	CONC	P/C	Q	MDL	PQL
93-76-5	2,4,5-T	1.153	129	C		83	83
93-72-1	2,4,5-TP (Silvex)	1.169	133	C		83	83
94-75-7	2,4-D	0.292	300	C		170	170
94-82-6	2,4-DB	0.128	1370	C		1700	1700
75-99-0	Dalapon	0.382	99.9	C		83	83
1918-00-9	Dicamba	0.865	132	C		83	83
120-36-5	Dichloroprop	0.232	313	C		83	83
88-85-7	Dinoseb	0.864	129	C		83	83
19719-28-9	% DCAA (Surrogate Rec)	0.206	62	C		%	%

93-76-5 Sample Result Calc: ((77.5158raw * 10df * 5fv) / (30wt-vol) = 129
93-76-5 Sample PQL Calc: (50raw * 10df * 5fv) / (30wt-vol) = 83

Both channels need to have the compound detected for a concentration to be reported on either channel.
U1=Due to matrix interference and/or the presence of a large amount of non-target material, the reporting level for this compound has been elevated.
U2=The presence of this compound was not confirmed by the analyst based on the characteristic pattern matching of multi-component parameters, retention time, and/or peak shape.

P/C: P=Primary Result C=Confirmation Result X=Not Used CF=Calculated Calibration/Response Factor MC=Multi-Component

1D
HERBICIDE ORGANICS ANALYSIS DATA SHEET

CLIENT SAMPLE NO.

CE61964 LCS

Lab Name: Phoenix Environmental Client: NETC

Lab Code: Phoenix Instr: ECD12 Column.: CLP Pest 2 0.53 SDG No.: GCE61964

Matrix: (soil/water) SOIL Lab Sample ID: CE61964 LCS

Sample wt/vol: 30 (g/mL) g Lab File ID: N17B005

% Moisture: n.a. decanted: (Y/N) N Date Received: 11/15/19

Extraction: (SepF/Cont/ASE) Sonc Date Extracted: 11/15/19

Concentrated Extract Volume: 5000 (uL) Date Analyzed: 11/17/19

Injection Volume: 1 (ul) Dilution Factor: 10

CONCENTRATION UNITS: ug/kg

CAS NO.	COMPOUND	CF	CONC	P/C	Q	MDL	PQL
93-76-5	2,4,5-T	1.223	128	P		83	83
93-72-1	2,4,5-TP (Silvex)	1.248	124	P		83	83
94-75-7	2,4-D	0.343	273	P		170	170
94-82-6	2,4-DB	0.150	1230	P		1700	1700
75-99-0	Dalapon	0.462	114	P		83	83
1918-00-9	Dicamba	0.937	130	P		83	83
120-36-5	Dichloroprop	0.268	297	P		83	83
88-85-7	Dinoseb	0.976	124	P		83	83
19719-28-9	% DCAA (Surrogate Rec)	0.242	60	P		%	%

93-76-5 Sample Result Calc: ((76.7017raw * 10df * 5fv) / (30wt-vol) = 128
93-76-5 Sample PQL Calc: (50raw * 10df * 5fv) / (30wt-vol) = 83

Both channels need to have the compound detected for a concentration to be reported on either channel.
U1=Due to matrix interference and/or the presence of a large amount of non-target material, the reporting level for this compound has been elevated.
U2=The presence of this compound was not confirmed by the analyst based on the characteristic pattern matching of multi-component parameters, retention time, and/or peak shape.

P/C: P=Primary Result C=Confirmation Result X=Not Used CF=Calculated Calibration/Response Factor MC=Multi-Component

10A

HERBICIDES IDENTIFICATION SUMMARY

CLIENT SAMPLE NO

COMP-1 LCS

Lab Name: Phoenix Environmental Labs Client: NETC

Lab Code: Phoenix Lab File ID: N17A005 | N17B005 SDG No.: GCE61964

Lab SampleID: CE61964 Instrument ID: ECD12 Date Analyzed: 11/17/19 22:05

GC Column(A): CLP Pest 1 ID: 0.53 (mm) GC Column(B): CLP Pest 2 ID: 0.53 (mm)

ANALYTE	COL	RT	RT WINDOW FROM	RT WINDOW TO	CALCULATED CONC	CF	%RPD	*
2,4,5-T	A	10.36	10.31	10.41	129	1.153	0.8	
	B	11.45	11.42	11.52	128	1.223		
2,4,5-TP (Silvex)	A	10.04	10.00	10.10	133	1.169	7.0	
	B	11.02	10.98	11.08	124	1.248		
2,4-D	A	9.04	9.00	9.10	300	0.292	9.4	
	B	10.06	10.02	10.12	273	0.343		
2,4-DB	A	10.96	10.92	11.02	1370	0.128	10.8	
	B	12.01	11.97	12.07	1230	0.150		
Dalapon	A	2.12	2.08	2.18	99.8	0.382	13.3	
	B	2.25	2.20	2.30	114	0.462		
Dicamba	A	7.82	7.79	7.89	132	0.865	1.5	
	B	8.79	8.75	8.85	130	0.937		
Dichloroprop	A	8.76	8.72	8.82	313	0.232	5.2	
	B	9.68	9.64	9.74	297	0.268		
Dinoseb	A	12.13	12.09	12.19	129	0.864	4.0	
	B	12.37	12.33	12.43	124	0.976		

%RPD must be less than or equal to 40% (*) Criteria exceeded.
NC - (No Criteria) %RPD is not calculated when either result is less than 2 times the reporting level.
CF = Calculated Calibration/Response Factor

FORM 10A

Client Id: QC Laboratory Control Sample (LCS) CE61964

Software Version: 4.1<1L22>
Date: 11/18/2019 08:07 AM
Sample Name : lcs 61964 10x
Data File : E:\TC2019\ECD12\11-NOV\N17A005.RAW Date: 11/17/2019 10:05 PM
Sequence File: E:\TC2019\ECD12\11-NOV\HERB.SEQ Cycle: 305 Channel : A
Instrument : AUTOECD_12 Rack/Vial: 0/0 Operator: jrb
Sample Amount : 1.0000 Dilution Factor : 1.00

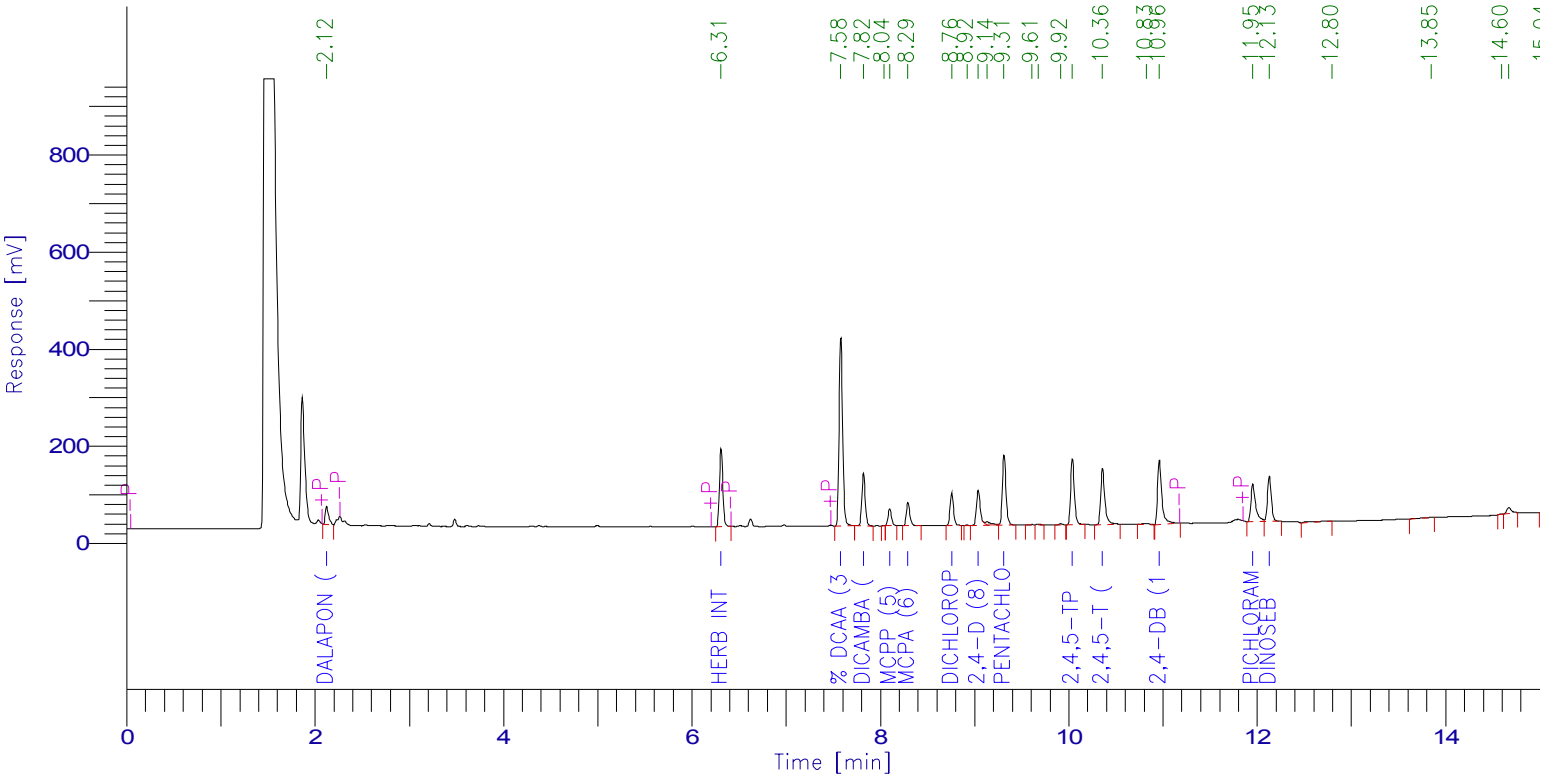

HERBICIDES REPORT

Peak #	Time [min]	Component Name	Raw Amount	Area [µV·s]	Surrogate Rec (%)	Spk 15000
1	2.124	Dalapon (1)	59.9072	90781.76	12	0
2	6.311	Herb Int Std (2)	100.0000	396829.76	20	1
3	7.582	% DCAA (3)	1244.7056	1016158.88	249	8
4	7.823	Dicamba (4)	79.4189	272737.28	16	1
6	8.101	MCPP (5)	29240.8092	88584.32	5848	195
7	8.294	MCPA (6)	27037.5209	124879.68	5408	180
8	8.759	Dichloroprop (7)	187.5735	172726.72	38	1
10	9.040	2,4-D (8)	180.2400	208501.72	36	1
12	9.314	Pentachlorophenol (9	31.5329	391801.00	6	0
16	10.039	2,4,5-TP (10)	79.7635	369895.36	16	1
17	10.359	2,4,5-T (11)	77.5158	354694.24	16	1
19	10.962	2,4-DB (12)	823.8480	416853.76	165	5
20	11.954	Pichloram	50.9509	272534.08	10	0
21	12.130	Dinoseb	77.3722	265135.68	15	1
			59271.1587	4442114.24	11854	395

==========

Surrogate Level = 500 ppb

==========

Client Id: QC Laboratory Control Sample (LCS) CE61964

Software Version: 4.1<1L22>
Date: 11/18/2019 08:00 AM
Sample Name : lcs 61964 10x
Data File : E:\TC2019\ECD12\11-NOV\N17B005.RAW Date: 11/17/2019 10:05 PM
Sequence File: E:\TC2019\ECD12\11-NOV\HERB.SEQ Cycle: 305 Channel : B
Instrument : AUTOECD_12 Rack/Vial: 0/0 Operator: jrb
Sample Amount : 1.0000 Dilution Factor : 1.00

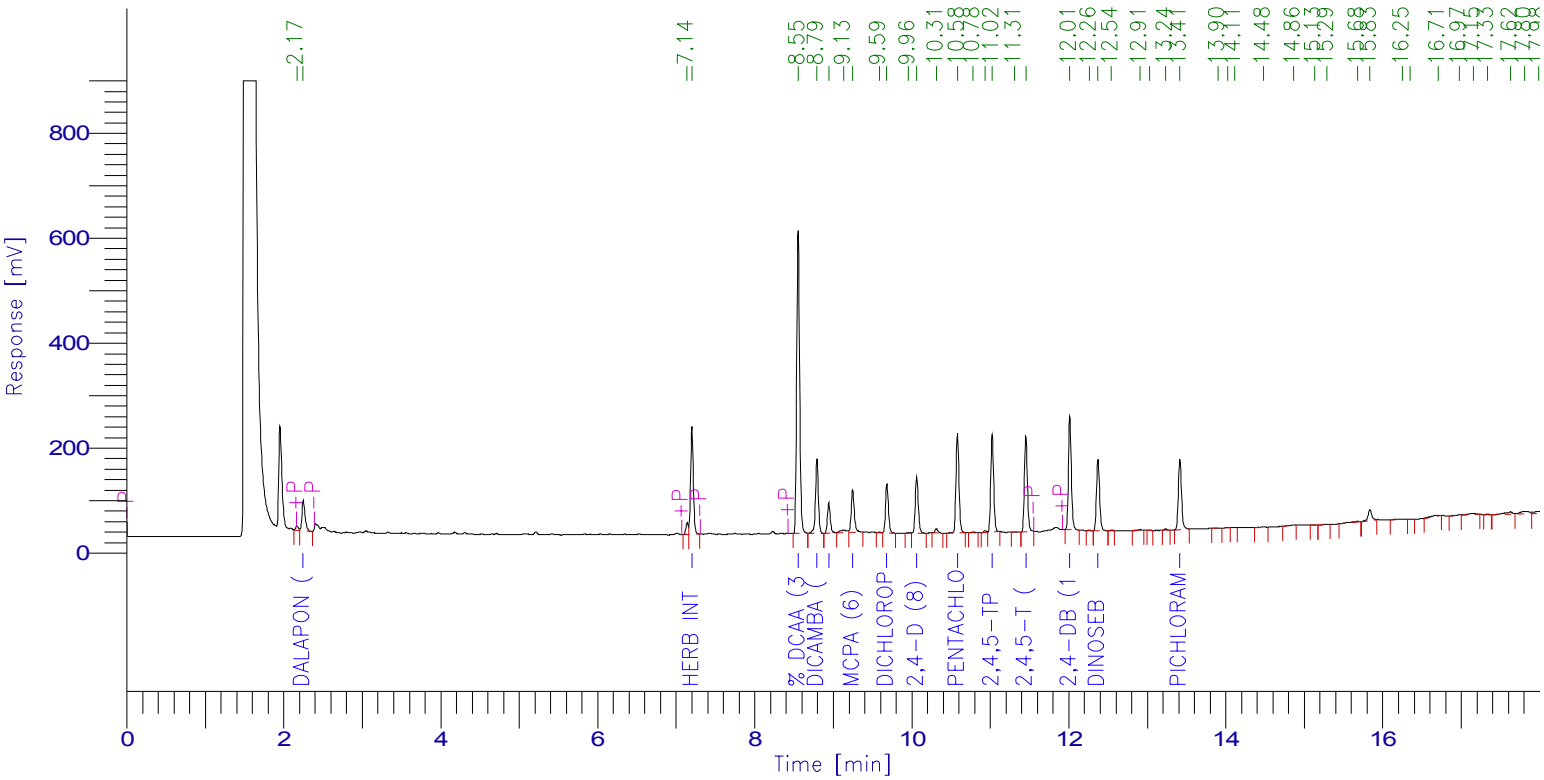

HERBICIDES REPORT

Peak #	Time [min]	Component Name	Raw Amount	Area [µV·s]	Surrogate Rec (%)	Spk 15000
2	2.249	Dalapon (1)	68.2449	160274.40	14	0
4	7.200	Herb Int Std (2)	100.0000	508482.99	20	1
5	8.553	% DCAA (3)	1200.8564	1480721.12	240	8
6	8.792	Dicamba (4)	77.7061	370349.12	16	1
7	8.943	MCPP (5)	24687.0797	152081.04	4937	165
9	9.247	MCPA (6)	24041.9498	227842.35	4808	160
11	9.683	Dichloroprop (7)	177.9457	242241.37	36	1
13	10.062	2,4-D (8)	163.7787	285505.15	33	1
15	10.582	Pentachlorophenol (9	28.8024	498360.32	6	0
18	11.024	2,4,5-TP (10)	74.3706	471781.86	15	0
20	11.452	2,4,5-T (11)	76.7017	476808.96	15	1
21	12.012	2,4-DB (12)	737.6831	563488.80	148	5
23	12.371	Dinoseb	74.3853	369346.08	15	0
28	13.413	Pichloram	51.2654	373668.48	10	0
			51560.7698	6180952.04	10312	344

==========

Surrogate Level = 500 ppb

==========

1D
HERBICIDE ORGANICS ANALYSIS DATA SHEET

CLIENT SAMPLE NO.

CE61964 LCSD

Lab Name: Phoenix Environmental Client: NETC

Lab Code: Phoenix Instr: ECD12 Column.: CLP Pest 1 0.53 SDG No.: GCE61964

Matrix: (soil/water) SOIL Lab Sample ID: CE61964 LCSD

Sample wt/vol: 30 (g/mL) g Lab File ID: N17A006

% Moisture: n.a. decanted: (Y/N) N Date Received: 11/15/19

Extraction: (SepF/Cont/ASE) Sonc Date Extracted: 11/15/19

Concentrated Extract Volume: 5000 (uL) Date Analyzed: 11/17/19

Injection Volume: 1 (ul) Dilution Factor: 10

CONCENTRATION UNITS: ug/kg

CAS NO.	COMPOUND	CF	CONC	P/C	Q	MDL	PQL
93-76-5	2,4,5-T	1.153	130	C		83	83
93-72-1	2,4,5-TP (Silvex)	1.169	135	C		83	83
94-75-7	2,4-D	0.292	291	C		170	170
94-82-6	2,4-DB	0.128	1360	C		1700	1700
75-99-0	Dalapon	0.382	103	C		83	83
1918-00-9	Dicamba	0.865	134	C		83	83
120-36-5	Dichloroprop	0.232	319	C		83	83
88-85-7	Dinoseb	0.864	129	C		83	83
19719-28-9	% DCAA (Surrogate Rec)	0.206	63	C		%	%

93-76-5 Sample Result Calc: ((78.1868raw * 10df * 5fv) / (30wt-vol) = 130
93-76-5 Sample PQL Calc: (50raw * 10df * 5fv) / (30wt-vol) = 83

Both channels need to have the compound detected for a concentration to be reported on either channel.
U1=Due to matrix interference and/or the presence of a large amount of non-target material, the reporting level for this compound has been elevated.
U2=The presence of this compound was not confirmed by the analyst based on the characteristic pattern matching of multi-component parameters, retention time, and/or peak shape.

P/C: P=Primary Result C=Confirmation Result X=Not Used CF=Calculated Calibration/Response Factor MC=Multi-Component

1D
HERBICIDE ORGANICS ANALYSIS DATA SHEET

CLIENT SAMPLE NO.

CE61964 LCSD

Lab Name: Phoenix Environmental Client: NETC

Lab Code: Phoenix Instr: ECD12 Column.: CLP Pest 2 0.53 SDG No.: GCE61964

Matrix: (soil/water) SOIL Lab Sample ID: CE61964 LCSD

Sample wt/vol: 30 (g/mL) g Lab File ID: N17B006

% Moisture: n.a. decanted: (Y/N) N Date Received: 11/15/19

Extraction: (SepF/Cont/ASE) Sonc Date Extracted: 11/15/19

Concentrated Extract Volume: 5000 (uL) Date Analyzed: 11/17/19

Injection Volume: 1 (ul) Dilution Factor: 10

CONCENTRATION UNITS: ug/kg

CAS NO.	COMPOUND	CF	CONC	P/C	Q	MDL	PQL
93-76-5	2,4,5-T	1.223	130	P		83	83
93-72-1	2,4,5-TP (Silvex)	1.248	126	P		83	83
94-75-7	2,4-D	0.343	275	P		170	170
94-82-6	2,4-DB	0.150	1240	P		1700	1700
75-99-0	Dalapon	0.462	106	P		83	83
1918-00-9	Dicamba	0.937	132	P		83	83
120-36-5	Dichloroprop	0.268	301	P		83	83
88-85-7	Dinoseb	0.976	121	P		83	83
19719-28-9	% DCAA (Surrogate Rec)	0.242	61	P		%	%

93-76-5 Sample Result Calc: ((77.8659raw * 10df * 5fv) / (30wt-vol) = 130
93-76-5 Sample PQL Calc: (50raw * 10df * 5fv) / (30wt-vol) = 83

Both channels need to have the compound detected for a concentration to be reported on either channel.
U1=Due to matrix interference and/or the presence of a large amount of non-target material, the reporting level for this compound has been elevated.
U2=The presence of this compound was not confirmed by the analyst based on the characteristic pattern matching of multi-component parameters, retention time, and/or peak shape.

P/C: P=Primary Result C=Confirmation Result X=Not Used CF=Calculated Calibration/Response Factor MC=Multi-Component

10A

HERBICIDES IDENTIFICATION SUMMARY

CLIENT SAMPLE NO

COMP-1 LCSD

Lab Name: Phoenix Environmental Labs Client: NETC

Lab Code: Phoenix Lab File ID: N17A006 | N17B006 SDG No.: GCE61964

Lab SampleID: CE61964 Instrument ID: ECD12 Date Analyzed: 11/17/19 22:29

GC Column(A): CLP Pest 1 ID: 0.53 (mm) GC Column(B): CLP Pest 2 ID: 0.53 (mm)

ANALYTE	COL	RT	RT WINDOW FROM	RT WINDOW TO	CALCULATED CONC	CF	%RPD	*
2,4,5-T	A	10.35	10.31	10.41	130	1.153	0.0	
	B	11.45	11.42	11.52	130	1.223		
2,4,5-TP (Silvex)	A	10.03	10.00	10.10	135	1.169	6.9	
	B	11.01	10.98	11.08	126	1.248		
2,4-D	A	9.03	9.00	9.10	291	0.292	5.7	
	B	10.05	10.02	10.12	275	0.343		
2,4-DB	A	10.95	10.92	11.02	1360	0.128	9.2	
	B	12.01	11.97	12.07	1240	0.150		
Dalapon	A	2.12	2.08	2.18	103	0.382	2.9	
	B	2.25	2.20	2.30	106	0.462		
Dicamba	A	7.80	7.79	7.89	134	0.865	1.5	
	B	8.78	8.75	8.85	132	0.937		
Dichloroprop	A	8.75	8.72	8.82	319	0.232	5.8	
	B	9.67	9.64	9.74	301	0.268		
Dinoseb	A	12.12	12.09	12.19	129	0.864	6.4	
	B	12.36	12.33	12.43	121	0.976		

%RPD must be less than or equal to 40% (*) Criteria exceeded.
NC - (No Criteria) %RPD is not calculated when either result is less than 2 times the reporting level.
CF = Calculated Calibration/Response Factor

FORM 10A

Client Id: QC Laboratory Control Sample Duplicate (LCSD) CE61964

Software Version: 4.1<1L22>
Date: 11/18/2019 08:07 AM
Sample Name : lcsd 61964 10x
Data File : E:\TC2019\ECD12\11-NOV\N17A006.RAW Date: 11/17/2019 10:29 PM
Sequence File: E:\TC2019\ECD12\11-NOV\HERB.SEQ Cycle: 306 Channel : A
Instrument : AUTOECD_12 Rack/Vial: 0/0 Operator: jrb
Sample Amount : 1.0000 Dilution Factor : 1.00

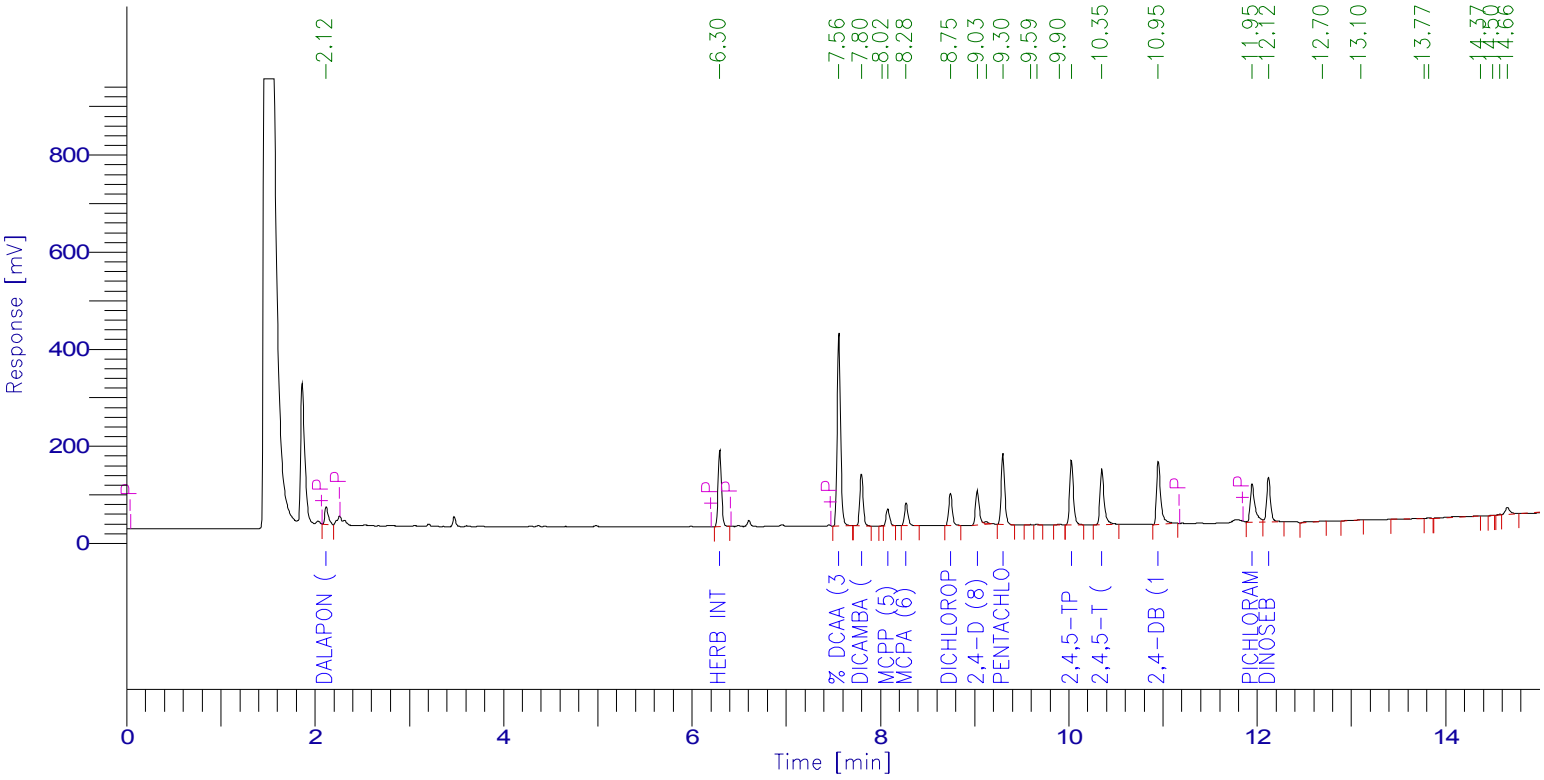

HERBICIDES REPORT

Peak #	Time [min]	Component Name	Raw Amount	Area [µV·s]	Surrogate Rec (%)	Spk 15000
1	2.119	Dalapon (1)	61.5421	92058.88	12	0
2	6.297	Herb Int Std (2)	100.0000	391722.08	20	1
3	7.561	% DCAA (3)	1265.8271	1020100.96	253	8
4	7.800	Dicamba (4)	80.4693	272787.52	16	1
6	8.080	MCPP (5)	30014.9008	89759.04	6003	200
7	8.276	MCPA (6)	27092.1241	123521.28	5418	181
8	8.745	Dichloroprop (7)	191.4355	174014.08	38	1
9	9.030	2,4-D (8)	174.4380	199192.64	35	1
11	9.301	Pentachlorophenol (9	31.2783	383635.04	6	0
15	10.029	2,4,5-TP (10)	80.9626	370623.36	16	1
16	10.352	2,4,5-T (11)	78.1868	353159.52	16	1
17	10.951	2,4-DB (12)	818.8609	408997.44	164	5
18	11.947	Pichloram	51.7322	273151.40	10	0
19	12.121	Dinoseb	77.4680	262047.16	15	1
			60119.2256	4414770.40	12024	401

==========

Surrogate Level = 500 ppb

==========

Client Id: QC Laboratory Control Sample Duplicate (LCSD) CE61964

Software Version: 4.1<1L22>
Date: 11/18/2019 08:00 AM
Sample Name : lcsd 61964 10x
Data File : E:\TC2019\ECD12\11-NOV\N17B006.RAW Date: 11/17/2019 10:29 PM
Sequence File: E:\TC2019\ECD12\11-NOV\HERB.SEQ Cycle: 306 Channel : B
Instrument : AUTOECD_12 Rack/Vial: 0/0 Operator: jrb
Sample Amount : 1.0000 Dilution Factor : 1.00

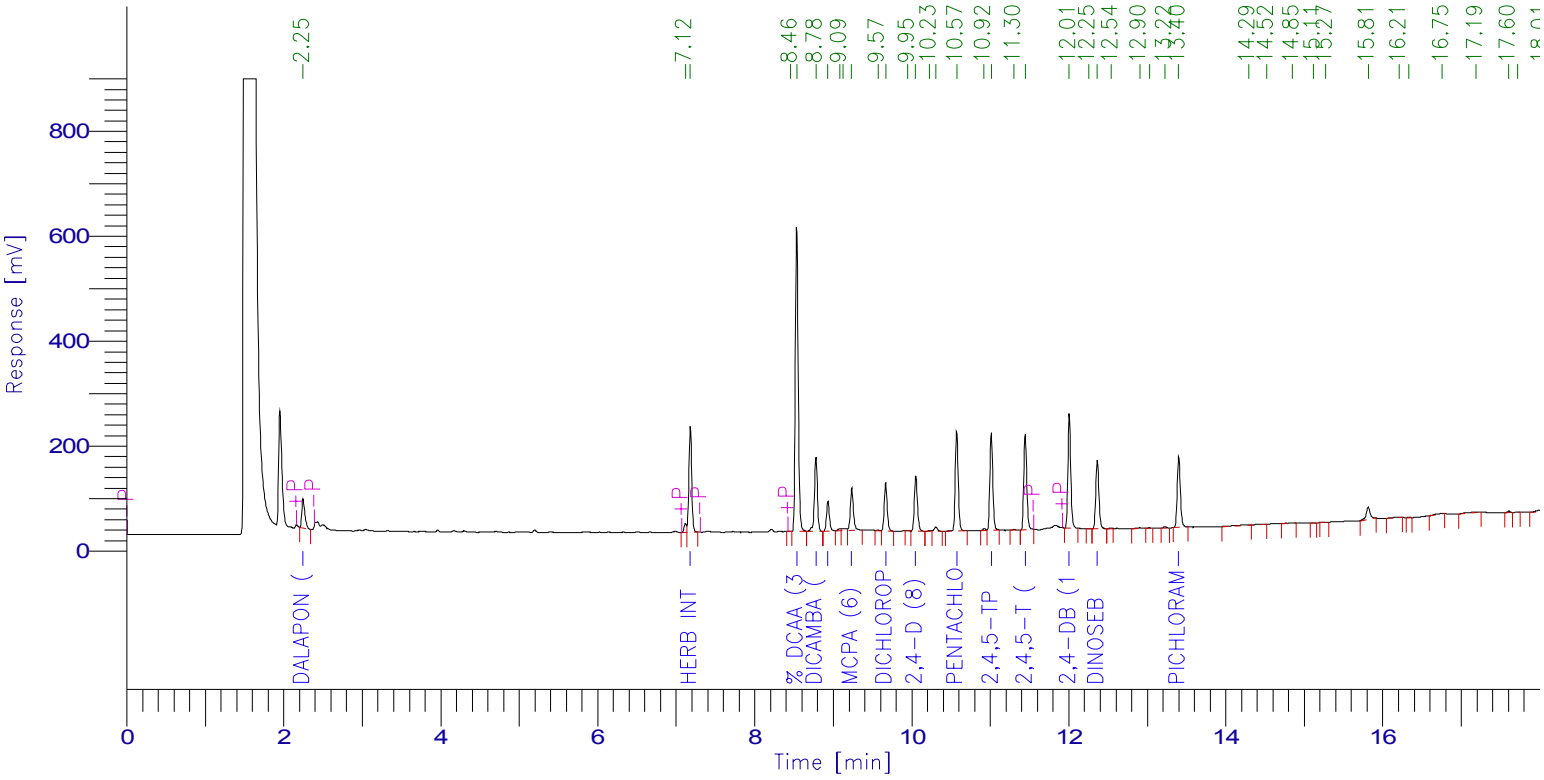

HERBICIDES REPORT

Peak #	Time [min]	Component Name	Raw Amount	Area [µV·s]	Surrogate Rec (%)	Spk 15000
1	2.247	Dalapon (1)	63.7815	148126.72	13	0
3	7.179	Herb Int Std (2)	100.0000	502829.55	20	1
5	8.535	% DCAA (3)	1223.1458	1491436.58	245	8
6	8.779	Dicamba (4)	79.2778	373638.72	16	1
7	8.932	MCPP (5)	24869.0889	151498.94	4974	166
10	9.236	MCPA (6)	24192.7845	226722.69	4839	161
12	9.667	Dichloroprop (7)	180.2966	242712.86	36	1
14	10.050	2,4-D (8)	164.7396	283987.25	33	1
17	10.572	Pentachlorophenol (9	29.6489	507304.32	6	0
19	11.013	2,4,5-TP (10)	75.5116	473694.40	15	1
21	11.445	2,4,5-T (11)	77.8659	478664.48	16	1
22	12.005	2,4-DB (12)	744.7945	562595.52	149	5
24	12.362	Dinoseb	72.3073	355036.16	14	0
29	13.399	Pichloram	51.6322	372157.76	10	0
			51924.8751	6170405.94	10385	346

Surrogate Level = 500 ppb

1D
HERBICIDE ORGANICS ANALYSIS DATA SHEET

CLIENT SAMPLE NO.

COMP-1 MS

Lab Name: Phoenix Environmental Client: NETC

Lab Code: Phoenix Instr: ECD12 Column.: CLP Pest 1 0.53 SDG No.: GCE61964

Matrix: (soil/water) SOIL Lab Sample ID: CE61964 MS

Sample wt/vol: 30.08 (g/mL) g Lab File ID: N17A007

% Moisture: 5 decanted: (Y/N) N Date Received: 11/15/19

Extraction: (SepF/Cont/ASE) Sonc Date Extracted: 11/15/19

Concentrated Extract Volume: 5000 (uL) Date Analyzed: 11/17/19

Injection Volume: 1 (ul) Dilution Factor: 10

CONCENTRATION UNITS: ug/kg

CAS NO.	COMPOUND	CF	CONC	P/C	Q	MDL	PQL
93-76-5	2,4,5-T	1.153	136	C		87	87
93-72-1	2,4,5-TP (Silvex)	1.169	141	C		87	87
94-75-7	2,4-D	0.292	301	C		174	174
94-82-6	2,4-DB	0.128	1460	C		1740	1740
75-99-0	Dalapon	0.382	112	C		87	87
1918-00-9	Dicamba	0.865	140	C		87	87
120-36-5	Dichloroprop	0.232	328	C		87	87
88-85-7	Dinoseb	0.864	132	C		87	87
19719-28-9	% DCAA (Surrogate Rec)	0.206	63	C		%	%

93-76-5 Sample Result Calc: ((77.8667raw * 10df * 5fv) / (30.08wt-vol * 0.95%sol) = 136

93-76-5 Sample PQL Calc: (50raw * 10df * 5fv) / (30.08wt-vol * 0.95%sol) = 87

Both channels need to have the compound detected for a concentration to be reported on either channel.
U1=Due to matrix interference and/or the presence of a large amount of non-target material, the reporting level for this compound has been elevated.
U2=The presence of this compound was not confirmed by the analyst based on the characteristic pattern matching of multi-component parameters, retention time, and/or peak shape.

P/C: P=Primary Result C=Confirmation Result X=Not Used CF=Calculated Calibration/Response Factor MC=Multi-Component

1D
HERBICIDE ORGANICS ANALYSIS DATA SHEET

CLIENT SAMPLE NO.

COMP-1 MS

Lab Name: Phoenix Environmental Client: NETC

Lab Code: Phoenix Instr: ECD12 Column.: CLP Pest 2 0.53 SDG No.: GCE61964

Matrix: (soil/water) SOIL Lab Sample ID: CE61964 MS

Sample wt/vol: 30.08 (g/mL) g Lab File ID: N17B007

% Moisture: 5 decanted: (Y/N) N Date Received: 11/15/19

Extraction: (SepF/Cont/ASE) Sonc Date Extracted: 11/15/19

Concentrated Extract Volume: 5000 (uL) Date Analyzed: 11/17/19

Injection Volume: 1 (ul) Dilution Factor: 10

CONCENTRATION UNITS: ug/kg

CAS NO.	COMPOUND	CF	CONC	P/C	Q	MDL	PQL
93-76-5	2,4,5-T	1.223	136	P		87	87
93-72-1	2,4,5-TP (Silvex)	1.248	137	P		87	87
94-75-7	2,4-D	0.343	294	P		174	174
94-82-6	2,4-DB	0.150	1310	P		1740	1740
75-99-0	Dalapon	0.462	116	P		87	87
1918-00-9	Dicamba	0.937	133	P		87	87
120-36-5	Dichloroprop	0.268	317	P		87	87
88-85-7	Dinoseb	0.976	127	P		87	87
19719-28-9	% DCAA (Surrogate Rec)	0.242	61	P		%	%

93-76-5 Sample Result Calc: ((77.9723raw * 10df * 5fv) / (30.08wt-vol * 0.95%sol) = 136

93-76-5 Sample PQL Calc: (50raw * 10df * 5fv) / (30.08wt-vol * 0.95%sol) = 87

Both channels need to have the compound detected for a concentration to be reported on either channel.
U1=Due to matrix interference and/or the presence of a large amount of non-target material, the reporting level for this compound has been elevated.
U2=The presence of this compound was not confirmed by the analyst based on the characteristic pattern matching of multi-component parameters, retention time, and/or peak shape.

P/C: P=Primary Result C=Confirmation Result X=Not Used CF=Calculated Calibration/Response Factor MC=Multi-Component

10A

HERBICIDES IDENTIFICATION SUMMARY

CLIENT SAMPLE NO

COMP-1 MS

Lab Name: Phoenix Environmental Labs Client: NETC

Lab Code: Phoenix Lab File ID: N17A007 | N17B007 SDG No.: GCE61964

Lab SampleID: CE61964 Instrument ID: ECD12 Date Analyzed: 11/17/19 22:53

GC Column(A): CLP Pest 1 ID: 0.53 (mm) GC Column(B): CLP Pest 2 ID: 0.53 (mm)

ANALYTE	COL	RT	RT WINDOW FROM	RT WINDOW TO	CALCULATED CONC	CF	%RPD	*
2,4,5-T	A	10.35	10.31	10.41	136	1.153	0.0	
	B	11.45	11.42	11.52	136	1.223		
2,4,5-TP (Silvex)	A	10.03	10.00	10.10	141	1.169	2.9	
	B	11.01	10.98	11.08	137	1.248		
2,4-D	A	9.04	9.00	9.10	301	0.292	2.4	
	B	10.05	10.02	10.12	294	0.343		
2,4-DB	A	10.95	10.92	11.02	1460	0.128	10.8	
	B	12.01	11.97	12.07	1310	0.150		
Dalapon	A	2.12	2.08	2.18	112	0.382	3.5	
	B	2.25	2.20	2.30	116	0.462		
Dicamba	A	7.82	7.79	7.89	140	0.865	5.1	
	B	8.79	8.75	8.85	133	0.937		
Dichloroprop	A	8.76	8.72	8.82	328	0.232	3.4	
	B	9.68	9.64	9.74	317	0.268		
Dinoseb	A	12.12	12.09	12.19	132	0.864	3.9	
	B	12.36	12.33	12.43	127	0.976		

%RPD must be less than or equal to 40% (*) Criteria exceeded.
NC - (No Criteria) %RPD is not calculated when either result is less than 2 times the reporting level.
CF = Calculated Calibration/Response Factor

FORM 10A

Client Id: QC Matrix Sample (MS) COMP-1

Software Version: 4.1<1L22>
Date: 11/18/2019 08:08 AM
Sample Name : 61964 ms 10x
Data File : E:\TC2019\ECD12\11-NOV\N17A007.RAW Date: 11/17/2019 10:53 PM
Sequence File: E:\TC2019\ECD12\11-NOV\HERB.SEQ Cycle: 307 Channel : A
Instrument : AUTOECD_12 Rack/Vial: 0/0 Operator: jrb
Sample Amount : 1.0000 Dilution Factor : 1.00

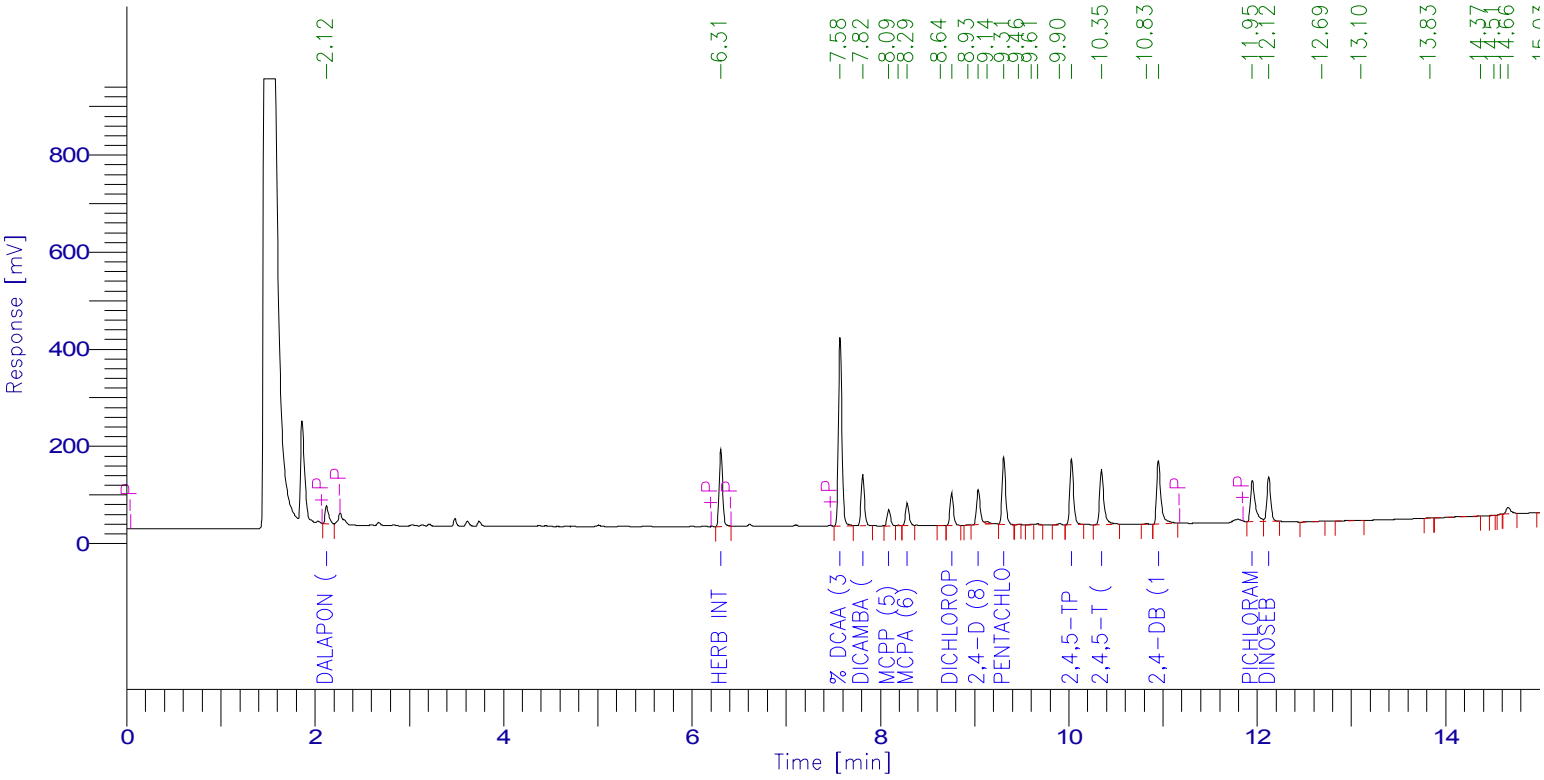

HERBICIDES REPORT

Peak #	Time [min]	Component Name	Raw Amount	Area [µV·s]	Surrogate Rec (%)	Spk 15000
1	2.123	Dalapon (1)	63.7719	95687.04	13	0
2	6.309	Herb Int Std (2)	100.0000	392924.16	20	1
3	7.575	% DCAA (3)	1260.1783	1018665.18	252	8
4	7.815	Dicamba (4)	79.8374	271475.94	16	1
5	8.091	MCPP (5)	27981.2325	83934.17	5596	187
7	8.286	MCPA (6)	26116.9654	119440.64	5223	174
9	8.758	Dichloroprop (7)	187.2992	170776.64	37	1
11	9.040	2,4-D (8)	171.7850	196765.12	34	1
13	9.311	Pentachlorophenol (9	29.5676	363765.60	6	0
18	10.030	2,4,5-TP (10)	80.3939	369149.44	16	1
19	10.348	2,4,5-T (11)	77.8667	352793.28	16	1
21	10.953	2,4-DB (12)	834.0897	417882.24	167	6
22	11.949	Pichloram	57.1521	302695.13	11	0
23	12.124	Dinoseb	75.6340	256628.55	15	1
			57115.7737	4412583.13	11423	381

==========

Surrogate Level = 500 ppb

==========

Client Id: QC Matrix Sample (MS) COMP-1

Software Version: 4.1<1L22>
Date: 11/18/2019 08:00 AM
Sample Name : 61964 ms 10x
Data File : E:\TC2019\ECD12\11-NOV\N17B007.RAW Date: 11/17/2019 10:53 PM
Sequence File: E:\TC2019\ECD12\11-NOV\HERB.SEQ Cycle: 307 Channel : B
Instrument : AUTOECD_12 Rack/Vial: 0/0 Operator: jrb
Sample Amount : 1.0000 Dilution Factor : 1.00

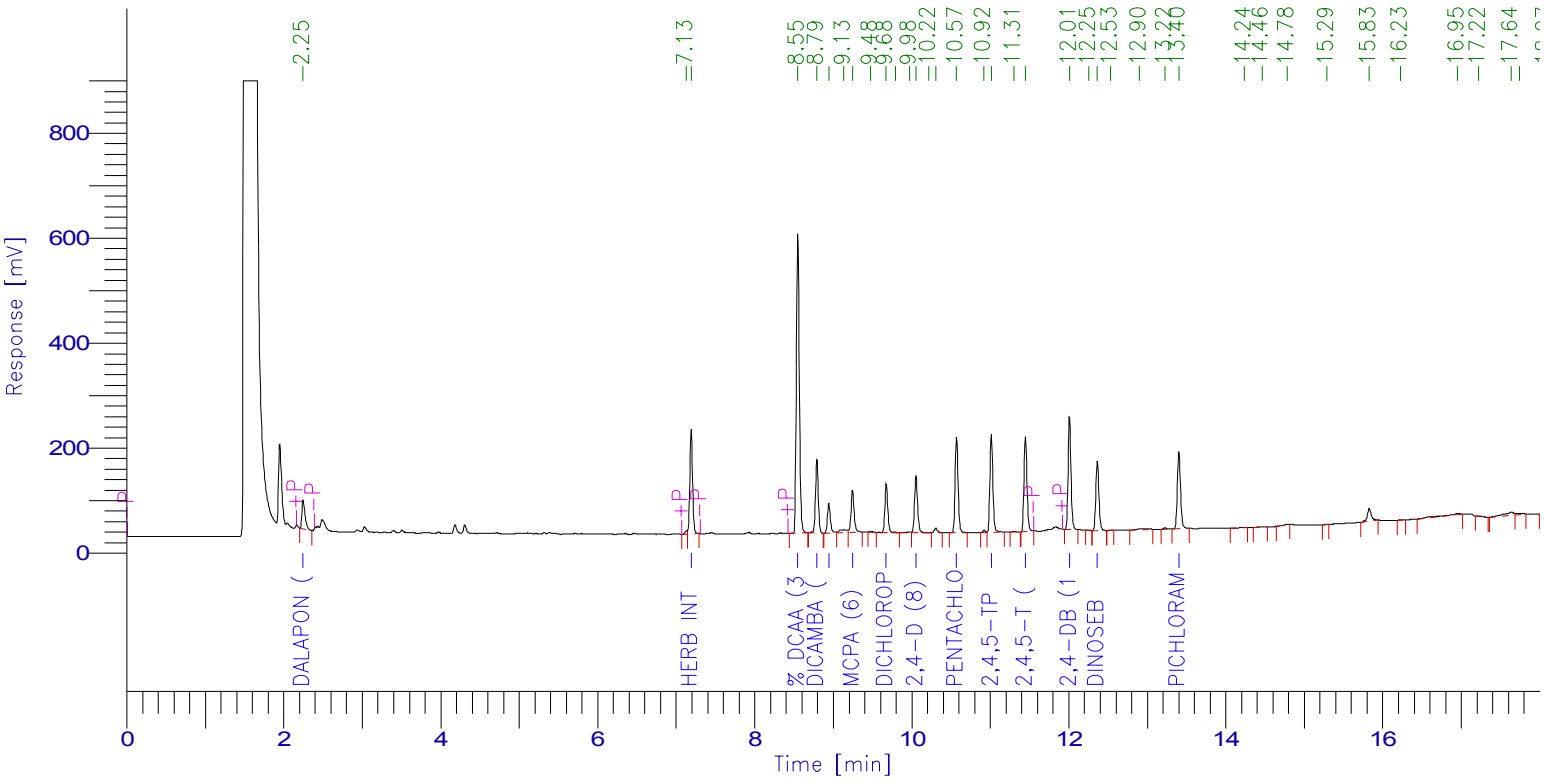

HERBICIDES REPORT

Peak #	Time [min]	Component Name	Raw Amount	Area [µV·s]	Surrogate Rec (%)	Spk 15000
1	2.247	Dalapon (1)	66.3257	153164.32	13	0
3	7.191	Herb Int Std (2)	100.0000	499986.50	20	1
4	8.549	% DCAA (3)	1215.6597	1473927.36	243	8
5	8.791	Dicamba (4)	76.2219	357205.12	15	1
6	8.943	MCPP (5)	25213.5217	152728.72	5043	168
8	9.245	MCPA (6)	24242.2362	225901.59	4848	162
10	9.675	Dichloroprop (7)	181.0652	242369.28	36	1
13	10.053	2,4-D (8)	167.9200	287833.05	34	1
16	10.570	Pentachlorophenol (9	28.4131	483409.76	6	0
18	11.013	2,4,5-TP (10)	78.1817	487670.92	16	1
20	11.448	2,4,5-T (11)	77.9723	476608.32	16	1
21	12.008	2,4-DB (12)	748.1764	561954.72	150	5
23	12.362	Dinoseb	72.5032	353985.28	15	0
27	13.400	Pichloram	57.5883	412741.57	12	0
			52325.7853	6169486.52	10465	349

==========

Surrogate Level = 500 ppb

==========

1D
HERBICIDE ORGANICS ANALYSIS DATA SHEET

CLIENT SAMPLE NO.

COMP-1 MSD

Lab Name: Phoenix Environmental Client: NETC

Lab Code: Phoenix Instr: ECD12 Column.: CLP Pest 1 0.53 SDG No.: GCE61964

Matrix: (soil/water) SOIL Lab Sample ID: CE61964 MSD

Sample wt/vol: 30.26 (g/mL) g Lab File ID: N17A008

% Moisture: 5 decanted: (Y/N) N Date Received: 11/15/19

Extraction: (SepF/Cont/ASE) Sonc Date Extracted: 11/15/19

Concentrated Extract Volume: 5000 (uL) Date Analyzed: 11/17/19

Injection Volume: 1 (ul) Dilution Factor: 10

CONCENTRATION UNITS: ug/kg

CAS NO.	COMPOUND	CF	CONC	P/C	Q	MDL	PQL
93-76-5	2,4,5-T	1.153	137	C		87	87
93-72-1	2,4,5-TP (Silvex)	1.169	142	C		87	87
94-75-7	2,4-D	0.292	300	C		174	174
94-82-6	2,4-DB	0.128	1480	C		1740	1740
75-99-0	Dalapon	0.382	117	C		87	87
1918-00-9	Dicamba	0.865	140	C		87	87
120-36-5	Dichloroprop	0.232	330	C		87	87
88-85-7	Dinoseb	0.864	137	C		87	87
19719-28-9	% DCAA (Surrogate Rec)	0.206	63	C		%	%

93-76-5 Sample Result Calc: ((78.8413raw * 10df * 5fv) / (30.26wt-vol * 0.95%sol) = 137

93-76-5 Sample PQL Calc: (50raw * 10df * 5fv) / (30.26wt-vol * 0.95%sol) = 87

Both channels need to have the compound detected for a concentration to be reported on either channel.
U1=Due to matrix interference and/or the presence of a large amount of non-target material, the reporting level for this compound has been elevated.
U2=The presence of this compound was not confirmed by the analyst based on the characteristic pattern matching of multi-component parameters, retention time, and/or peak shape.

P/C: P=Primary Result C=Confirmation Result X=Not Used CF=Calculated Calibration/Response Factor MC=Multi-Component

1D
HERBICIDE ORGANICS ANALYSIS DATA SHEET

CLIENT SAMPLE NO.

COMP-1 MSD

Lab Name: Phoenix Environmental Client: NETC

Lab Code: Phoenix Instr: ECD12 Column.: CLP Pest 2 0.53 SDG No.: GCE61964

Matrix: (soil/water) SOIL Lab Sample ID: CE61964 MSD

Sample wt/vol: 30.26 (g/mL) g Lab File ID: N17B008

% Moisture: 5 decanted: (Y/N) N Date Received: 11/15/19

Extraction: (SepF/Cont/ASE) Sonc Date Extracted: 11/15/19

Concentrated Extract Volume: 5000 (uL) Date Analyzed: 11/17/19

Injection Volume: 1 (ul) Dilution Factor: 10

CONCENTRATION UNITS: ug/kg

CAS NO.	COMPOUND	CF	CONC	P/C	Q	MDL	PQL
93-76-5	2,4,5-T	1.223	137	P		87	87
93-72-1	2,4,5-TP (Silvex)	1.248	137	P		87	87
94-75-7	2,4-D	0.343	290	P		174	174
94-82-6	2,4-DB	0.150	1330	P		1740	1740
75-99-0	Dalapon	0.462	119	P		87	87
1918-00-9	Dicamba	0.937	135	P		87	87
120-36-5	Dichloroprop	0.268	317	P		87	87
88-85-7	Dinoseb	0.976	127	P		87	87
19719-28-9	% DCAA (Surrogate Rec)	0.242	61	P		%	%

93-76-5 Sample Result Calc: ((78.5357raw * 10df * 5fv) / (30.26wt-vol * 0.95%sol) = 137

93-76-5 Sample PQL Calc: (50raw * 10df * 5fv) / (30.26wt-vol * 0.95%sol) = 87

Both channels need to have the compound detected for a concentration to be reported on either channel.
U1=Due to matrix interference and/or the presence of a large amount of non-target material, the reporting level for this compound has been elevated.
U2=The presence of this compound was not confirmed by the analyst based on the characteristic pattern matching of multi-component parameters, retention time, and/or peak shape.

P/C: P=Primary Result C=Confirmation Result X=Not Used CF=Calculated Calibration/Response Factor MC=Multi-Component

10A

HERBICIDES IDENTIFICATION SUMMARY

CLIENT SAMPLE NO

COMP-1 MSD

Lab Name: Phoenix Environmental Labs Client: NETC

Lab Code: Phoenix Lab File ID: N17A008 | N17B008 SDG No.: GCE61964

Lab SampleID: CE61964 Instrument ID: ECD12 Date Analyzed: 11/17/19 23:16

GC Column(A): CLP Pest 1 ID: 0.53 (mm) GC Column(B): CLP Pest 2 ID: 0.53 (mm)

ANALYTE	COL	RT	RT WINDOW FROM	RT WINDOW TO	CALCULATED CONC	CF	%RPD	*
2,4,5-T	A	10.36	10.31	10.41	137	1.153	0.0	
	B	11.45	11.42	11.52	137	1.223		
2,4,5-TP (Silvex)	A	10.04	10.00	10.10	142	1.169	3.6	
	B	11.02	10.98	11.08	137	1.248		
2,4-D	A	9.04	9.00	9.10	300	0.292	3.4	
	B	10.06	10.02	10.12	290	0.343		
2,4-DB	A	10.96	10.92	11.02	1480	0.128	10.7	
	B	12.01	11.97	12.07	1330	0.150		
Dalapon	A	2.12	2.08	2.18	117	0.382	1.7	
	B	2.25	2.20	2.30	119	0.462		
Dicamba	A	7.81	7.79	7.89	140	0.865	3.6	
	B	8.79	8.75	8.85	135	0.937		
Dichloroprop	A	8.76	8.72	8.82	330	0.232	4.0	
	B	9.68	9.64	9.74	317	0.268		
Dinoseb	A	12.13	12.09	12.19	137	0.864	7.6	
	B	12.37	12.33	12.43	127	0.976		

%RPD must be less than or equal to 40% (*) Criteria exceeded.
NC - (No Criteria) %RPD is not calculated when either result is less than 2 times the reporting level.
CF = Calculated Calibration/Response Factor

FORM 10A

Client Id: QC Matrix Sample Duplicate (MSD) COMP-1

Software Version: 4.1<1L22>
Date: 11/18/2019 08:08 AM
Sample Name : 61964 msd 10x
Data File : E:\TC2019\ECD12\11-NOV\N17A008.RAW Date: 11/17/2019 11:16 PM
Sequence File: E:\TC2019\ECD12\11-NOV\HERB.SEQ Cycle: 308 Channel : A
Instrument : AUTOECD_12 Rack/Vial: 0/0 Operator: jrb
Sample Amount : 1.0000 Dilution Factor : 1.00

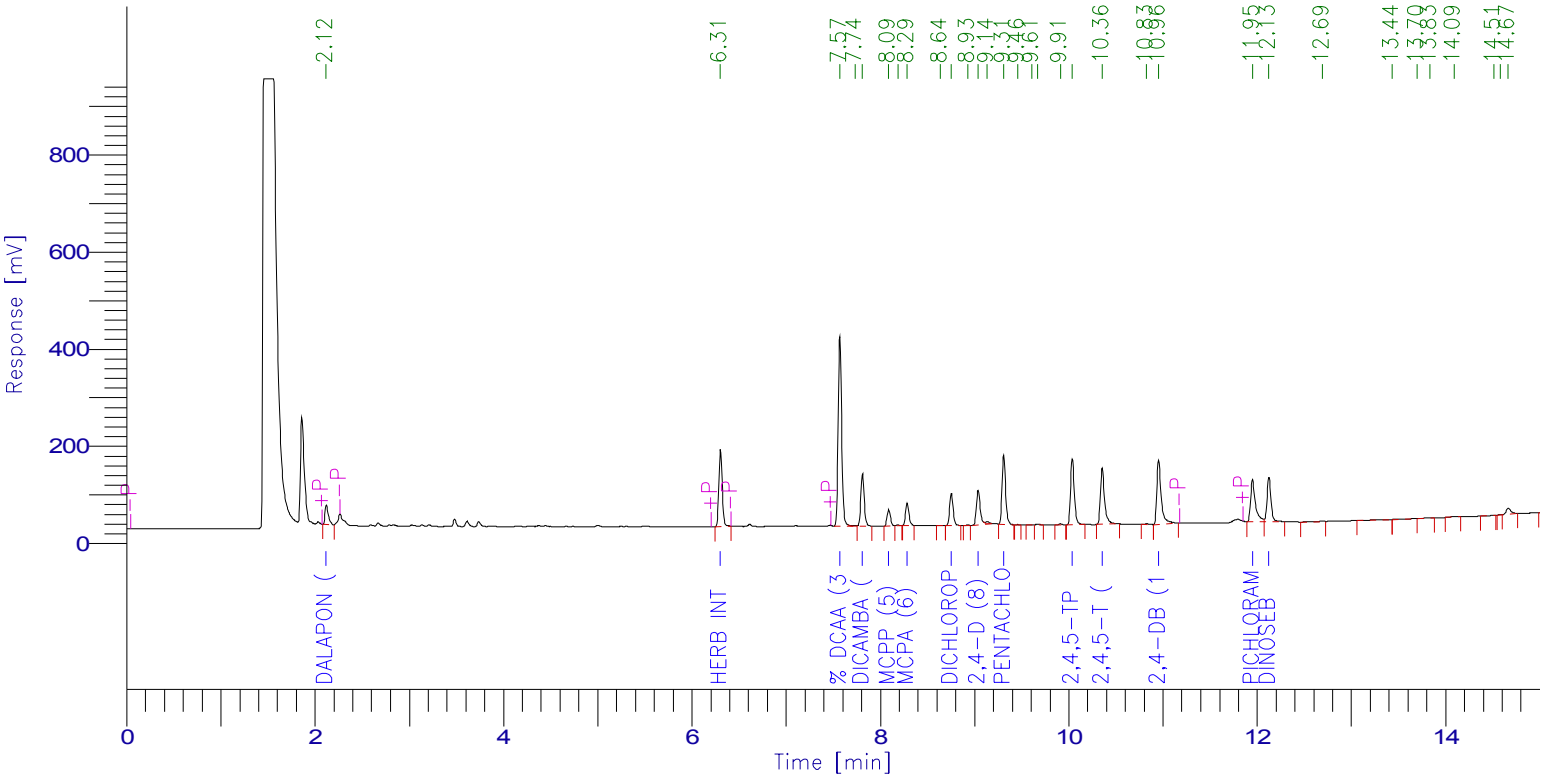

HERBICIDES REPORT

Peak #	Time [min]	Component Name	Raw Amount	Area [µV·s]	Surrogate Rec (%)	Spk 15000
1	2.121	Dalapon (1)	67.5103	101170.24	14	0
2	6.305	Herb Int Std (2)	100.0000	392434.56	20	1
3	7.572	% DCAA (3)	1262.0371	1018896.55	252	8
5	7.812	Dicamba (4)	80.2476	272530.97	16	1
6	8.090	MCPP (5)	28411.3152	85118.08	5682	189
8	8.286	MCPA (6)	26273.9730	120008.96	5255	175
10	8.755	Dichloroprop (7)	189.7474	172793.28	38	1
12	9.039	2,4-D (8)	172.7322	197603.52	35	1
14	9.311	Pentachlorophenol (9	30.4327	373943.04	6	0
19	10.038	2,4,5-TP (10)	81.8034	375153.28	16	1
20	10.356	2,4,5-T (11)	78.8413	356763.84	16	1
22	10.955	2,4-DB (12)	849.6435	425144.32	170	6
23	11.951	Pichloram	59.0567	312392.43	12	0
24	12.126	Dinoseb	78.6064	266381.65	16	1
			57735.9468	4470334.72	11547	385

==========

Surrogate Level = 500 ppb

==========

Client Id: QC Matrix Sample Duplicate (MSD) COMP-1

Software Version: 4.1<1L22>
Date: 11/18/2019 08:00 AM
Sample Name : 61964 msd 10x
Data File : E:\TC2019\ECD12\11-NOV\N17B008.RAW Date: 11/17/2019 11:16 PM
Sequence File: E:\TC2019\ECD12\11-NOV\HERB.SEQ Cycle: 308 Channel : B
Instrument : AUTOECD_12 Rack/Vial: 0/0 Operator: jrb
Sample Amount : 1.0000 Dilution Factor : 1.00

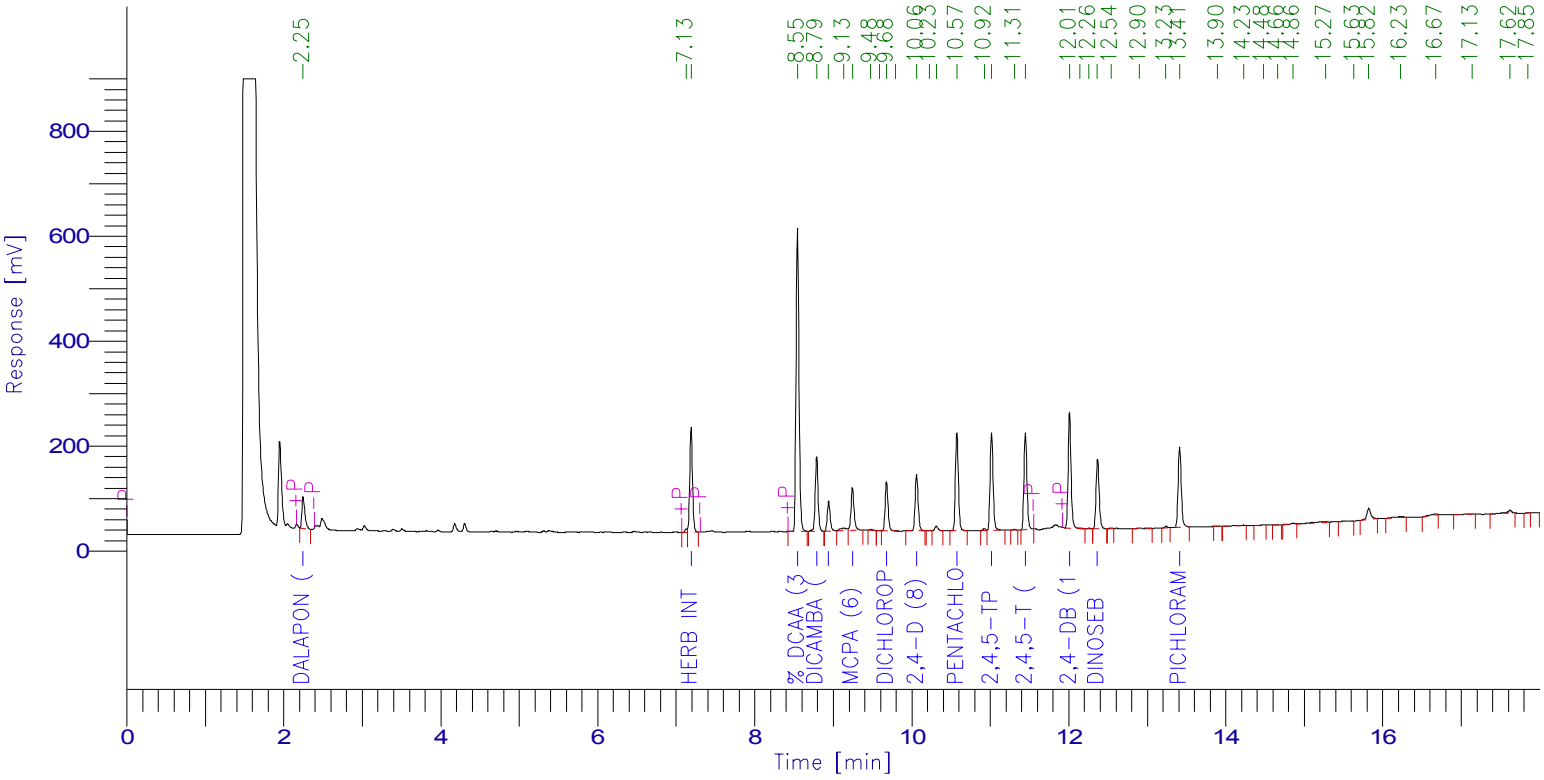

HERBICIDES REPORT

Peak #	Time [min]	Component Name	Raw Amount	Area [µV·s]	Surrogate Rec (%)	Spk 15000
1	2.247	Dalapon (1)	68.6454	159156.80	14	0
3	7.190	Herb Int Std (2)	100.0000	501991.31	20	1
4	8.545	% DCAA (3)	1225.3234	1491601.12	245	8
5	8.788	Dicamba (4)	77.7549	365850.56	16	1
6	8.941	MCPP (5)	24757.1177	150565.41	4951	165
8	9.244	MCPA (6)	24271.0772	227077.23	4854	162
11	9.678	Dichloroprop (7)	182.1701	244826.08	36	1
13	10.060	2,4-D (8)	166.9203	287266.72	33	1
16	10.574	Pentachlorophenol (9	28.7881	491753.60	6	0
18	11.016	2,4,5-TP (10)	78.5461	491908.47	16	1
20	11.447	2,4,5-T (11)	78.5357	481976.96	16	1
21	12.009	2,4-DB (12)	764.8678	576795.20	153	5
24	12.365	Dinoseb	73.1549	358599.36	15	0
28	13.410	Pichloram	59.0048	424589.71	12	0
			51931.9063	6253958.54	10386	346

==========

Surrogate Level = 500 ppb

==========

1D
HERBICIDE ORGANICS ANALYSIS DATA SHEET

CLIENT SAMPLE NO.

CE61964 BL

Lab Name: Phoenix Environmental Client: NETC

Lab Code: Phoenix Instr: ECD12 Column.: CLP Pest 1 0.53 SDG No.: GCE61964

Matrix: (soil/water) SOIL Lab Sample ID: CE61964 BL

Sample wt/vol: 30 (g/mL) g Lab File ID: N17A004

% Moisture: n.a. decanted: (Y/N) N Date Received: 11/15/19

Extraction: (SepF/Cont/ASE) Sonc Date Extracted: 11/15/19

Concentrated Extract Volume: 5000 (uL) Date Analyzed: 11/17/19

Injection Volume: 1 (ul) Dilution Factor: 10

CONCENTRATION UNITS: ug/Kg

CAS NO.	COMPOUND	CF	CONC	P/C	Q	MDL	PQL
93-76-5	2,4,5-T	NA	83	C	U	83	83
93-72-1	2,4,5-TP (Silvex)	NA	83	C	U	83	83
94-75-7	2,4-D	NA	170	C	U	170	170
94-82-6	2,4-DB	NA	1700	C	U	1700	1700
75-99-0	Dalapon	NA	83	C	U	83	83
1918-00-9	Dicamba	NA	83	C	U	83	83
120-36-5	Dichloroprop	NA	83	C	U	83	83
88-85-7	Dinoseb	NA	83	C	U	83	83
19719-28-9	% DCAA (Surrogate Rec)	0.206	60	C		%	%

88-85-7 Sample PQL Calc: (50raw * 10df * 5fv) / (30wt-vol) = 83

Both channels need to have the compound detected for a concentration to be reported on either channel.
U1=Due to matrix interference and/or the presence of a large amount of non-target material, the reporting level for this compound has been elevated.
U2=The presence of this compound was not confirmed by the analyst based on the characteristic pattern matching of multi-component parameters, retention time, and/or peak shape.

P/C: P=Primary Result C=Confirmation Result X=Not Used CF=Calculated Calibration/Response Factor MC=Multi-Component

1D
HERBICIDE ORGANICS ANALYSIS DATA SHEET

CLIENT SAMPLE NO.

CE61964 BL

Lab Name: Phoenix Environmental Client: NETC

Lab Code: Phoenix Instr: ECD12 Column.: CLP Pest 2 0.53 SDG No.: GCE61964

Matrix: (soil/water) SOIL Lab Sample ID: CE61964 BL

Sample wt/vol: 30 (g/mL) g Lab File ID: N17B004

% Moisture: n.a. decanted: (Y/N) N Date Received: 11/15/19

Extraction: (SepF/Cont/ASE) Sonc Date Extracted: 11/15/19

Concentrated Extract Volume: 5000 (uL) Date Analyzed: 11/17/19

Injection Volume: 1 (ul) Dilution Factor: 10

CONCENTRATION UNITS: ug/Kg

CAS NO.	COMPOUND	CF	CONC	P/C	Q	MDL	PQL
93-76-5	2,4,5-T	NA	83	P	U	83	83
93-72-1	2,4,5-TP (Silvex)	NA	83	P	U	83	83
94-75-7	2,4-D	NA	170	P	U	170	170
94-82-6	2,4-DB	NA	1700	P	U	1700	1700
75-99-0	Dalapon	0.462	83	P	U	83	83
1918-00-9	Dicamba	NA	83	P	U	83	83
120-36-5	Dichloroprop	NA	83	P	U	83	83
88-85-7	Dinoseb	NA	83	P	U	83	83
19719-28-9	% DCAA (Surrogate Rec)	0.242	58	P		%	%

88-85-7 Sample PQL Calc: (50raw * 10df * 5fv) / (30wt-vol) = 83

Both channels need to have the compound detected for a concentration to be reported on either channel.
U1=Due to matrix interference and/or the presence of a large amount of non-target material, the reporting level for this compound has been elevated.
U2=The presence of this compound was not confirmed by the analyst based on the characteristic pattern matching of multi-component parameters, retention time, and/or peak shape.

P/C: P=Primary Result C=Confirmation Result X=Not Used CF=Calculated Calibration/Response Factor MC=Multi-Component

Client Id: QC Blank CE61964

Software Version: 4.1<1L22>
Date: 11/18/2019 08:00 AM
Sample Name : blk 61964 10x
Data File : E:\TC2019\ECD12\11-NOV\N17A004.RAW Date: 11/17/2019 09:41 PM
Sequence File: E:\TC2019\ECD12\11-NOV\HERB.SEQ Cycle: 304 Channel : A
Instrument : AUTOECD_12 Rack/Vial: 0/0 Operator: jrb
Sample Amount : 1.0000 Dilution Factor : 1.00

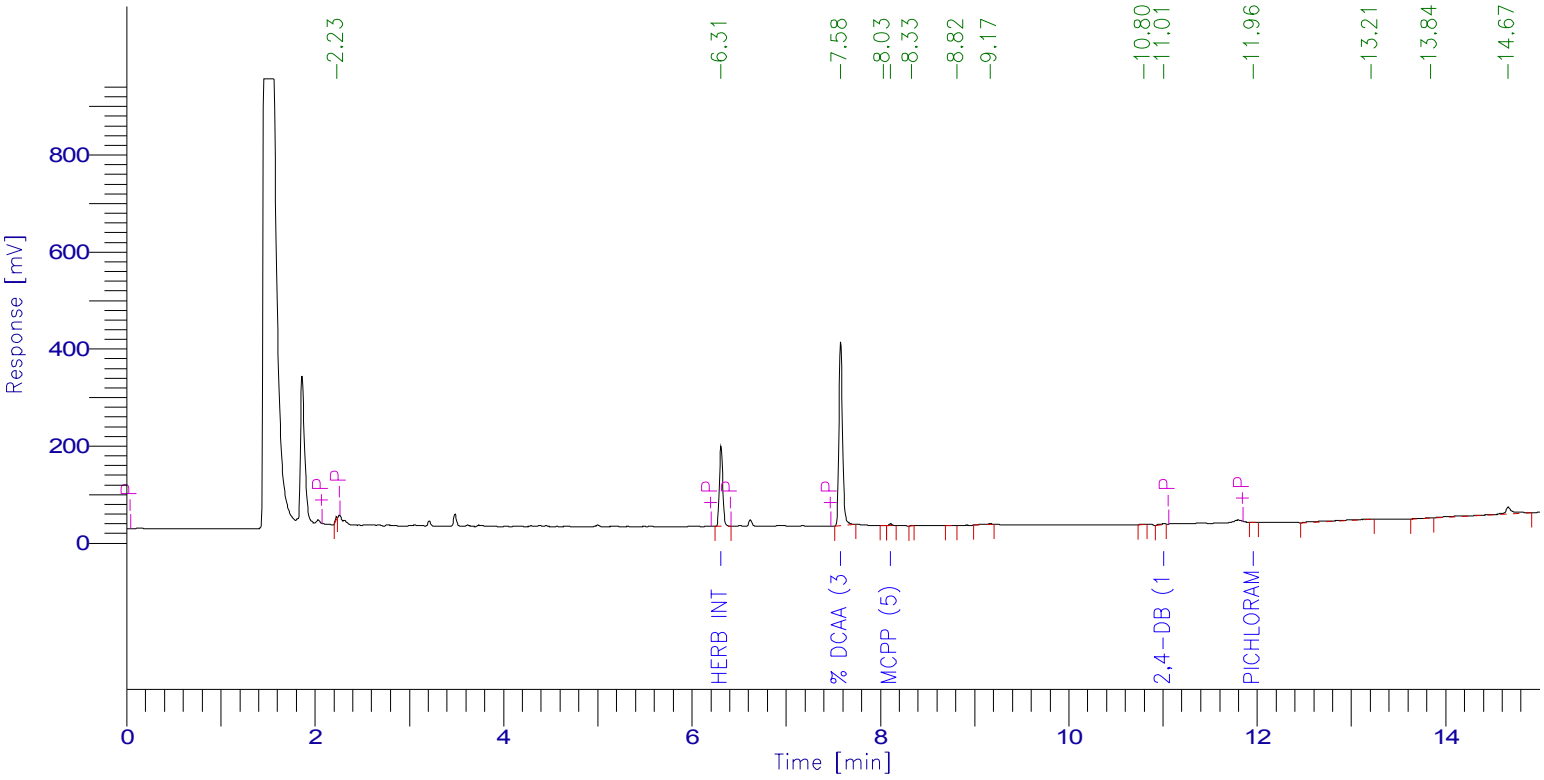

HERBICIDES REPORT

Peak #	Time [min]	Component Name	Raw Amount	Area [µV·s]	Surrogate Rec (%)	Spk 15000
0	2.088	Dalapon (1)	0.0000	0.00	0	0
2	6.310	Herb Int Std (2)	100.0000	406689.28	20	1
3	7.580	% DCAA (3)	1208.7254	1011302.56	242	8
0	7.833	Dicamba (4)	0.0000	0.00	0	0
5	8.109	MCPP (5)	2709.7619	8413.12	542	18
0	8.301	MCPA (6)	0.0000	0.00	0	0
0	8.769	Dichloroprop (7)	0.0000	0.00	0	0
0	9.052	2,4-D (8)	0.0000	0.00	0	0
0	9.327	Pentachlorophenol (9	0.0000	0.00	0	0
0	10.050	2,4,5-TP (10)	0.0000	0.00	0	0
0	10.367	2,4,5-T (11)	0.0000	0.00	0	0
10	11.008	2,4-DB (12)	11.5169	5972.16	2	8e-02
11	11.959	Pichloram	0.2767	1516.96	6e-02	2e-03
0	12.143	Dinoseb	0.0000	0.00	0	0
			4030.2809	1433894.08	806	27

==========

Surrogate Level = 500 ppb

==========

Client Id: QC Blank CE61964

Software Version: 4.1<1L22>
Date: 11/18/2019 08:00 AM
Sample Name : blk 61964 10x
Data File : E:\TC2019\ECD12\11-NOV\N17B004.RAW Date: 11/17/2019 09:41 PM
Sequence File: E:\TC2019\ECD12\11-NOV\HERB.SEQ Cycle: 304 Channel : B
Instrument : AUTOECD_12 Rack/Vial: 0/0 Operator: jrb
Sample Amount : 1.0000 Dilution Factor : 1.00

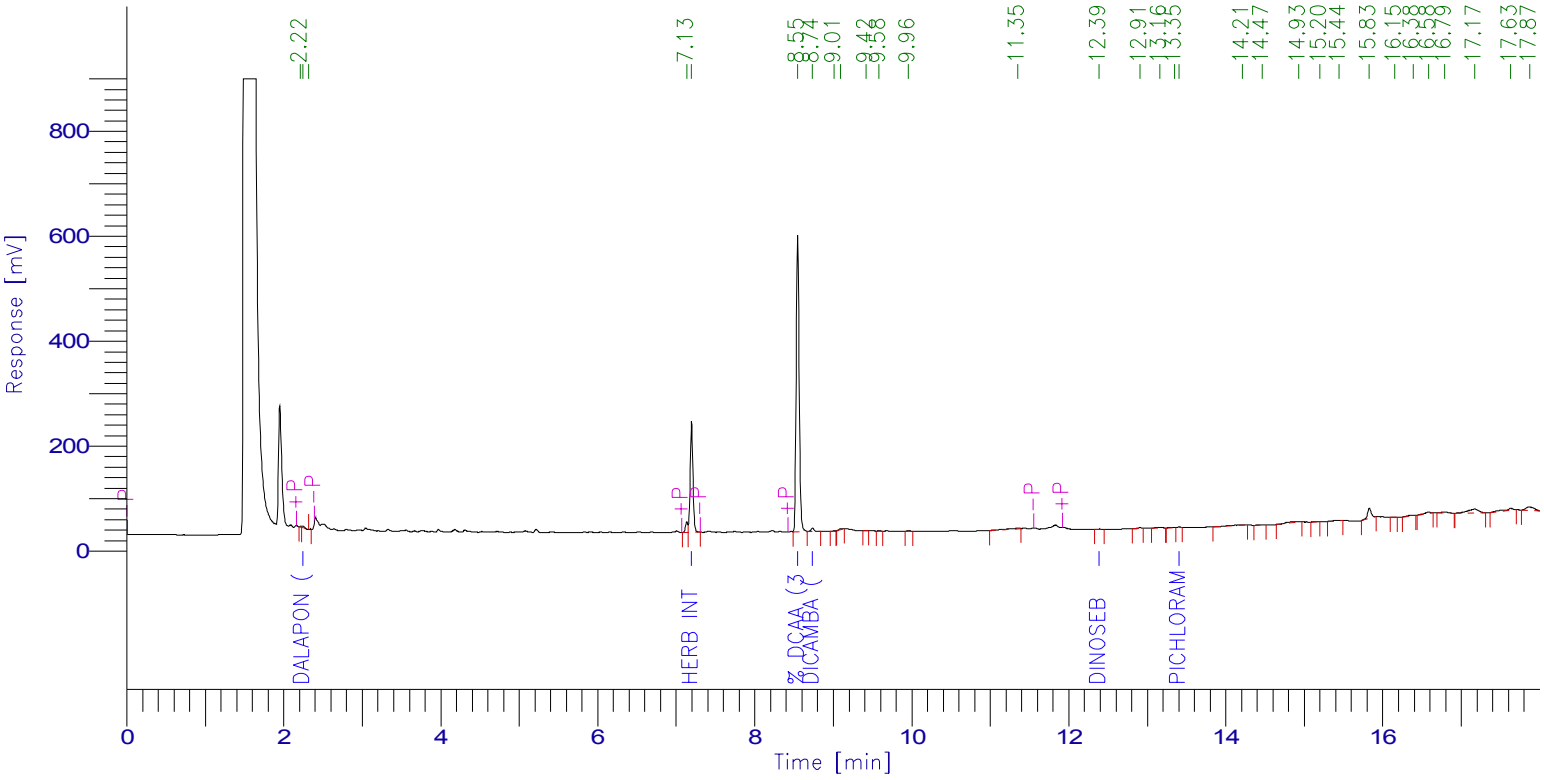

HERBICIDES REPORT

Peak #	Time [min]	Component Name	Raw Amount	Area [µV·s]	Surrogate Rec (%)	Spk 15000
2	2.245	Dalapon (1)	0.8565	2092.16	0	6e-03
5	7.196	Herb Int Std (2)	100.0000	528856.29	20	1
6	8.547	% DCAA (3)	1153.3541	1479129.15	231	8
7	8.736	Dicamba (4)	3.6797	18240.13	1	2e-02
0	8.960	MCPP (5)	0.0000	0.00	0	0
0	9.264	MCPA (6)	0.0000	0.00	0	0
0	9.697	Dichloroprop (7)	0.0000	0.00	0	0
0	10.078	2,4-D (8)	0.0000	0.00	0	0
0	10.598	Pentachlorophenol (9	0.0000	0.00	0	0
0	11.040	2,4,5-TP (10)	0.0000	0.00	0	0
0	11.472	2,4,5-T (11)	0.0000	0.00	0	0
0	12.031	2,4-DB (12)	0.0000	0.00	0	0
14	12.388	Dinoseb	0.6257	3231.04	0	4e-03
18	13.406	Pichloram	0.3483	2640.58	7e-02	2e-03
			1258.8642	2034189.35	252	8

==========

Surrogate Level = 500 ppb

==========

SONC **Soil Extraction for Herbicide**

SONCHERB-506529 **QAQC Code** #Q$8150S **QAQC Sample #** CE61964 11/15/19 2:02 PM

	Sample / C#	Acode	Analysis	Wt(g)	Surrogate Vol (ml)	Final Vol (ml)	Cell #	Comments	Start Date	Finish Date	Initials
0	CE61964 *	BLK	SONC	30	1	5			11/15	11/17	J/D
0	CE61964 *	LCS	SONC	30	1	5		1 ML SPK	11/15	11/17	J/D
0	CE61964 *	LCSD	SONC	30	1	5		1 ML SPK	11/15	11/17	J/D
0	CE61964 * - 13	MS	SONC VOA	30.08	1	5		1 ML SPK	11/15	11/17	J/D
0	CE61964 * - 13	MSD	SONC	30.26	1	5		1 ML SPK	11/15	11/17	J/D
1	CE58204 ** - 2	SONCHERB	SONC VOA	5.12	1	5			11/15	11/17	J/D
2	CE60913 - 2	SONCHERB	SONC	30.41	1	5			11/15	11/17	J/D
3	CE60914 - 4	SONCHERB	SONC	30.46	1	5			11/15	11/17	J/D
4	CE60993 - 1	SONCHERB-M	SONC VOA	29.97	0.2	5			11/15	11/17	J/D
5	CE60994 - 1	SONCHERB-M	SONC VOA	30.16	0.2	5			11/15	11/17	J/D
6	CE60995 - 1	SONCHERB-M	SONC VOA	30.07	0.2	5			11/15	11/17	J/D
7	CE60996 - 1	SONCHERB-M	SONC VOA	30.51	0.2	5			11/15	11/17	J/D
8	CE61154 *	SONCHERB	SONC VOA	30.47	1	5			11/15	11/17	J/D
9	CE61352 - 7	SONCHERB	SONC VOA	30.10	1	5			11/15	11/17	J/D
10	CE61359 ** - 7	SONCHERB	SONC VOA	30.21	1	5			11/15	11/17	J/D
11	CE61448 ** - 2	SONCHERB	VOA	30.11	1	5			11/15	11/17	J/D
12	CE61451 ** - 5	SONCHERB	VOA	30.04	1	5			11/15	11/17	J/D
13	CE61501 *	SONCHERB		30.13	1	5			11/15	11/17	J/D
14	CE61502 *	SONCHERB		30.05	1	5			11/15	11/17	J/D
15	CE61527 ** - 7	SONCHERB-M	VOA	30.14	0.2	5			11/15	11/17	J/D
16	CE61561 ** - 1	SONCHERB-M	VOA	30.26	0.2	5			11/15	11/17	J/D
17	CE61767 * - 2	SONCHERB		30.44	1	5			11/15	11/17	J/D
18	CE61811 ** - 8	SONCHERB-M	VOA	30.24	0.2	5			11/15	11/17	J/D
19	CE61964 * - 13	SONCHERB		30.13	1	5			11/15	11/17	J/D

SONC **Soil Extraction for Herbicide**

SONCHERB-506529 **QAQC Code** #Q$8150S **QAQC Sample #** CE61964 11/15/19 2:02 PM

Sample / C#	Acode	Analysis	Wt(g)	Surrogate Vol (ml)	Final Vol (ml)	Cell #	Comments	Start Date	Finish Date	Initials

QC Rpt Cmnt

Prep Comment

Post Comment

Surrogate Id # ultra (PPS-162) **Tracking #** **Time In**

Spike # ABS (98935) **Tracking #** **Time Out**

LCSID # **Tracking #** **Temp**

Standards **Time Basic**

Vendor Id	Item ID	Phoenix Lot Number	Vendor Lot Number	Expiration Date
Brand-Nu	Dcm	S#NPP	DX259-US	05/10/20
Brand-Nu	Ether	S#N4O	DX038-US	05/12/20
Brand-Nu	Hexane			
Fisher	Hydrochloric Acid	S#NQF	4119040	11/13/20
Phoenix	HERB - PREP SPIKE	HERB18H	----------	04/28/20
Phoenix	HERB - PREP SURROGATE	HERB18O	----------	05/05/20
Phoenix	PREP - 33% H2SO4 PREP	PREP58S	----------	11/13/20
Phoenix	PREP - 37% KOH PREP	PREP57P	----------	10/29/20
Phoenix	PREP - ACIDIFIED NA2SO4	PREP58F	----------	05/06/20
Sigma Aldrich	Diazald			
Spectrum Che	DIAZALD			
TRC	Diazald	S#LXL	11-NSR-159-1	05/10/20
VWR	Carbitol 500ml	S#KKU	226554	11/15/21
VWR	Silicic Acid	S#GKS	0000135382	10/08/20

PHOENIX
Environmental Laboratories, Inc.

587 East Middle Turnpike, P.O. Box 370, Manchester, CT 06040
Telephone: 860.645.1102 • Fax: 860.645.0823

NY ANALYTICAL SERVICES PROTOCOL
DATA PACKAGE

Client: NETC

125 BATH STREET

Laboratory Project: GCE61964

PCBs (SOIL)
Ver 1

Organic Data Flags

LOD(MDL): Limit of Detection or Method Detection Limit
The minimum reportable concentration that can be measured with confidence.

PQL(RL): Practical Quantitation Level or Reporting Level
This value is at or above the MDL and is supported by the lowest calibration standard.

· · Q Qualifiers:

U - The compound was analyzed for but not detected at or above the MDL. The number immediately preceding the “U” represents the PQL reporting level corrected for percent solids, weight and/or volume calculations, and dilution factors.

J - Indicates an estimated value, may indicate one of the following, depending on the situation:
a) The reported value is estimated and below the MDL
b) Used when estimating a concentration for TIC where a 1:1 response is assumed or when the result indicates the presence of a compound that meets the indentification criteria, but the results is less than the quantitation limit, but greater than zero.
c) QC associated with this analyte is within warning limits.

X - The concentration is not reported. This quantitation file was not evaluated for this compound at this dilution; a volatile purging or related issue may be the cause.

L - Biased Low

N - The concentration is based on the response of the nearest internal. This flag is used on the TIC form for all compounds identified.

S - This compound is a solvent that is used in the laboratory. Laboratory contamination is suspected if concentration is less than five times the reporting level.

B - This compound was also present in the method blank

D - The reported concentration is the result of a diluted analysis.

E - The reported value is estimated because the concentration exceeded the calibration range.

A - Indicates that the tentatively identified compound is a suspected aldol condensation product. Aldol condensation products are produced during the extraction process.

Q - For TICS, this compound was quantitated using a calibration curve. This compound is part of the instrument method, but not part of the client target list.

P- Percent difference is greater than 25% between the two GC columns and the lower result is reported.

PHOENIX
Environmental Laboratories, Inc.
587 East Middle Turnpike, P.O.Box 370, Manchester, CT 06040
Tel. (860) 645-1102 Fax (860) 645-0823

ACCREDITED IN ACCORDANCE WITH nelac NY # 11301

SDG: GCE61964

PCBs Soil Conformance / Non-Conformance Summary

Project ID / Client ID: 125 BATH STREET, NETC

General Comments:

The samples were analyzed using a dual column ECD GC. Data files are labeled date-seq-A for the “A” channel and date-seq-B for the “B” channel. An acid cleanup was performed on all extracts.
The reporting levels (PQL) are supported by the lowest calibration standard. The laboratory defines the LOD/MDL as equivalent to the PQL/RL. It is part of Phoenix Lab's procedure to dilute all soil extracts prior to analysis.

Calibration:

As per the method, a five-point calibration of aroclors 1016 and 1260 is used to verify the linearity of all the aroclors. Aroclor 1254 was also analyzed as part of this run for verification. If any other aroclors had been detected, the samples would have been reanalyzed with that aroclor.

Form 2 (Surrogates):

All surrogates met criteria with the following exceptions: None.

Form 3 (Laboratory Control/Matrix Spike):

Sample: CE61964 LCS
All LCS recoveries met criteria with the following exceptions: None.
All LCSD recoveries met criteria with the following exceptions: None.
All LCS/LCSD RPDs met criteria with the following exceptions: None.

Sample: CE61964 MS
All MS recoveries met criteria with the following exceptions: None.
All MSD recoveries met criteria with the following exceptions: None.
All MS/MSD RPDs met criteria with the following exceptions: None.

Form 4 (Method Blank):

File: ECD8 N18A005 / N18B005 (CE61964)
All compounds were non-detect with the following exceptions: None.

Form 6 (Initial Calibration Factors):

Method: ECD24 PC1107AI
All compounds met criteria with the following exceptions: None.

Method: ECD24 PC1107BI
All compounds met criteria with the following exceptions: None.

Method: ECD8 PC1113AI
All compounds met criteria with the following exceptions: None.

Method: ECD8 PC1113BI
All compounds met criteria with the following exceptions: None.

Form 7 (Calibration Verification):

All Calibration Blanks were non-detect with the following exceptions: None.

PHOENIX
Environmental Laboratories, Inc.
587 East Middle Turnpike, P.O.Box 370, Manchester, CT 06040
Tel. (860) 645-1102 Fax (860) 645-0823

ACCREDITED IN ACCORDANCE WITH nelac NY # 11301

SDG: GCE61964

PCBs Soil Conformance / Non-Conformance Summary

Project ID / Client ID: 125 BATH STREET, NETC

All Continuing Calibrations met criteria with the following exceptions: The continuing calibration check standard File: ECD24 N18B003 had one peak of Aroclor 1260 outside of the acceptance criteria. The average for Aroclor 1260 was within the criteria and no further action was required.

Form 8 (Internal Standard and Retention Time):

All Internal Standards / Retention Times met criteria with the following exceptions: None.

Form 10 (Confirmation Summary):

All Confirmation Summaries met %D criteria (40%) with the following exceptions: None.

11/27/19

Anil Makol
Project Manager

2F
SOIL PCB SURROGATE RECOVERY

Lab Name: Phoenix Environmental Client: NETC

Lab Code: Phoenix Case No.: SAS No.: SDG No.: GCE61964

GC Column(1): RTX-440 ID: 0.32 (mm) GC Column(2): Rxi-35Sil ID: 0.32 (mm)

	LAB ID	TCX 1 %REC	#	TCX 2 %REC	#	DCB 1 %REC	#	DCB 2 %REC	#	TOT OUT	FILE ID
01	CE61964 BL	84		84		81		73		0	ECD8 N18A005 | N18B005
02	CE61964 LCS	103		101		117		106		0	ECD8 N18A006 | N18B006
03	CE61964 LCSD	106		106		101		93		0	ECD8 N18A007 | N18B007
04	CE61964 (2X)	76		73		81		77		0	ECD24 N18A007 | N18B007
05	CE61964 MS	77		73		81		73		0	ECD8 N18A008 | N18B008
06	CE61964 MSD	73		70		79		71		0	ECD8 N18A009 | N18B009
07											
08											
09											
10											
11											
12											
13											
14											
15											
16											
17											
18											
19											
20											
21											
22											
23											
24											
25											
26											
27											
28											
29											
30											

	ADVISORY QC LIMITS
TCX = Tetrachloro-m-xylene	30 - 150
DCB = Decachlorobiphenyl	30 - 150

= Column to be used to flag recovery values
* = Values outside of contract required QC limits
D = Surrogate diluted out
Int = Surrogate not reported due to Interference

FORM II PCB-2

3F

SOIL PCB LCS SPIKE/LCS SPIKE DUPLICATE RECOVERY

Lab Name: Phoenix Environmental Client: NETC

Lab Code: Phoenix Case No.: SAS No.: SDG No.: GCE61964

LCS Spike - Client Id.: CE61964 LCS Lab Id: CE61964 LCS

COMPOUND	SPIKE ADDED ug/kg		LCS CONC ug/kg	LCS % REC #	QC. LIMITS REC.
Aroclor-1016	1670		1710	102	40 - 140
Aroclor-1260	1670		1530	92	40 - 140

COMPOUND	SPIKE ADDED ug/kg	LCSD CONC ug/kg	LCSD % REC #	% RPD #	QC LIMITS RPD	QC LIMITS REC.
Aroclor-1016	1670	1770	106	3.8	30	40 - 140
Aroclor-1260	1670	1580	95	3.2	30	40 - 140

FORM III PCB

3F

SOIL PCB MATRIX SPIKE/MATRIX SPIKE DUPLICATE RECOVERY

Lab Name: Phoenix Environmental Client: NETC

Lab Code: Phoenix Case No.: SAS No.: SDG No.: GCE61964

Matrix Spike - Client Id.: COMP-1 MS Lab Id: CE61964 MS

COMPOUND	SPIKE ADDED ug/kg	SAMPLE CONCENTRATION ug/kg	MS CONC ug/kg	MS % REC	#	QC. LIMITS REC.
Aroclor-1016	1720	0	1340	78		40 - 140
Aroclor-1260	1720	0	1250	72		40 - 140

COMPOUND	SPIKE ADDED ug/kg	MSD CONC ug/kg	MSD % REC	#	% RPD	#	QC LIMITS RPD	QC LIMITS REC.
Aroclor-1016	1710	1270	74		5.3		30	40 - 140
Aroclor-1260	1710	1230	72		0.0		30	40 - 140

FORM III PCB

4C
PCB METHOD BLANK SUMMARY

CLIENT SAMPLE NO

CE61964 BL

Lab Name: Phoenix Environmental Client: NETC

Lab Code: Phoenix Case No.: SAS No.: SDG No.: GCE61964

Lab Sample ID: CE61964 BL Lab File ID: N18A005

Matrix: (soil/water) SOIL Extraction:(SepF/Cont/Sonc) 3545

Sulfur Cleanup:(Y/N) N Date Extracted: 11/15/19

Date Analyzed (1): 11/18/19 Date Analyzed (2): 11/18/19

Time Analyzed (1): 07:53 Time Analyzed (2): 07:53

Instrument ID (1): ECD8 Instrument ID (2): ECD8

GC Col.(1): RTX-440 ID: 0.32 (mm) GC Col.(2): Rxi-35Sil ID: 0.32 (mm)

THIS METHOD BLANK APPLIES TO THE FOLLOWING SAMPLES, MS AND MSD:

	CLIENT SAMPLE NO.	LAB SAMPLE ID	DATE ANALYZED 1	DATE ANALYZED 2
01	CE61964 LCS	CE61964 LCS	11/18/19	11/18/19
02	CE61964 LCSD	CE61964 LCSD	11/18/19	11/18/19
03	COMP-1 (2X)	CE61964 (2X)	11/18/19	11/18/19
04	COMP-1 MS	CE61964 MS	11/18/19	11/18/19
05	COMP-1 MSD	CE61964 MSD	11/18/19	11/18/19
06				
07				
08				
09				
10				
11				
12				
13				
14				
15				
16				
17				
18				
19				
20				
21				
22				
23				
24				
25				

COMMENTS:

FORM IV PCB

8B
PCB ANALYTICAL SEQUENCE

Lab Name: Phoenix Environmental Labs Client: NETC

Lab Code: Phoenix Case No.: SAS No.: SDG No.: GCE61964

Lab File Id: N07A033 Date Analyzed: 11/07/19

Instrument ID: ECD24 Time Analyzed: 21:43

GC Col A: RTX-440 ID: 0.32

1-Bromo-2-Nitrobenze	INTERNAL STD AREA #	RT #
12 HOUR STD	691852	2.62
UPPER LIMIT	1418296	3.12
LOWER LIMIT	342467	2.12

	CLIENT ID	LAB ID	FILE ID	INTERNAL STD AREA	RT	DATE ANALYZED	TIME ANALYZED
01	mix 1200;52m	mix 1200;52m	N07A030	699510	2.62	11/07/19	18:58
02	mix 1000;52n	mix 1000;52n	N07A031	697601	2.62	11/07/19	19:21
03	mix 800;52o	mix 800;52o	N07A032	720026	2.62	11/07/19	19:45
04	mix 600;52y	mix 600;52y	N07A033	691852	2.62	11/07/19	20:08
05	mix 400;52q	mix 400;52q	N07A034	698880	2.62	11/07/19	20:32
06	mix 200;52k	mix 200;52k	N07A035	672067	2.62	11/07/19	20:56
07	mix 100;52s	mix 100;52s	N07A036	706276	2.62	11/07/19	21:19
08	mix 50;52t	mix 50;52t	N07A037	713408	2.62	11/07/19	21:43
09							
10							
11							
12							
13							
14							
15							
16							
17							
18							
19							
20							
21							
22							
23							
24							
25							
26							

AREA UPPER LIMIT = +100% of internal standard area
AREA LOWER LIMIT = - 50% of internal standard area
RT UPPER LIMIT = +0.50 minutes of internal standard RT
RT LOWER LIMIT = -0.50 minutes of internal standard RT

Column used to flag internal standard area values with an asterisk.
* Values outside of QC limits.

FORM VIII PCB

8B
PCB ANALYTICAL SEQUENCE

Lab Name: Phoenix Environmental Labs Client: NETC

Lab Code: Phoenix Case No.: SAS No.: SDG No.: GCE61964

Lab File Id: N07B033 Date Analyzed: 11/07/19

Instrument ID: ECD24 Time Analyzed: 18:58

GC Col B: RXI-35SI ID: 0.32

1-Bromo-2-Nitrobenze	INTERNAL STD AREA #	RT #
12 HOUR STD	570924	3.20
UPPER LIMIT	1170394	3.70
LOWER LIMIT	282607	2.70

	CLIENT ID	LAB ID	FILE ID	INTERNAL STD AREA	RT	DATE ANALYZED	TIME ANALYZED
01	mix 1200;52m	mix 1200;52m	N07B030	567357	3.19	11/07/19	18:58
02	mix 1000;52n	mix 1000;52n	N07B031	567381	3.20	11/07/19	19:21
03	mix 800;52o	mix 800;52o	N07B032	588916	3.20	11/07/19	19:45
04	mix 600;52y	mix 600;52y	N07B033	570924	3.20	11/07/19	20:08
05	mix 400;52q	mix 400;52q	N07B034	573632	3.19	11/07/19	20:32
06	mix 200;52k	mix 200;52k	N07B035	551975	3.20	11/07/19	20:56
07	mix 100;52s	mix 100;52s	N07B036	578531	3.19	11/07/19	21:19
08	mix 50;52t	mix 50;52t	N07B037	580555	3.19	11/07/19	21:43
09							
10							
11							
12							
13							
14							
15							
16							
17							
18							
19							
20							
21							
22							
23							
24							
25							
26							

AREA UPPER LIMIT = +100% of internal standard area
AREA LOWER LIMIT = - 50% of internal standard area
RT UPPER LIMIT = +0.50 minutes of internal standard RT
RT LOWER LIMIT = -0.50 minutes of internal standard RT

Column used to flag internal standard area values with an asterisk.
* Values outside of QC limits.

FORM VIII PCB

8B
PCB ANALYTICAL SEQUENCE

Lab Name: Phoenix Environmental Labs Client: NETC

Lab Code: Phoenix Case No.: SAS No.: SDG No.: GCE61964

Lab File Id: N18A003 Date Analyzed: 11/18/19

Instrument ID: ECD24 Time Analyzed: 08:49

GC Col A: RTX-440 ID: 0.32

1-Bromo-2-Nitrobenze	INTERNAL STD AREA #	RT #
12 HOUR STD	733388	2.62
UPPER LIMIT	1503446	3.12
LOWER LIMIT	363027	2.12

	CLIENT ID	LAB ID	FILE ID	INTERNAL STD AREA	RT	DATE ANALYZED	TIME ANALYZED
01	hex	hex	N18A002	657957	2.61	11/18/19	06:41
02	mix 600;53c	mix 600;53c	N18A003	733388	2.62	11/18/19	07:04
03	COMP-1 (2X)	CE61964 (2X)	N18A007	707534	2.61	11/18/19	08:49
04	hex	hex	N18A017	711188	2.60	11/18/19	14:18
05	mix 600;53m	mix 600;53m	N18A019	922560	2.61	11/18/19	15:05
06							
07							
08							
09							
10							
11							
12							
13							
14							
15							
16							
17							
18							
19							
20							
21							
22							
23							
24							
25							
26							

AREA UPPER LIMIT = +100% of internal standard area
AREA LOWER LIMIT = - 50% of internal standard area
RT UPPER LIMIT = +0.50 minutes of internal standard RT
RT LOWER LIMIT = -0.50 minutes of internal standard RT

Column used to flag internal standard area values with an asterisk.
* Values outside of QC limits.

FORM VIII PCB

8B
PCB ANALYTICAL SEQUENCE

Lab Name: Phoenix Environmental Labs Client: NETC

Lab Code: Phoenix Case No.: SAS No.: SDG No.: GCE61964

Lab File Id: N18B003 Date Analyzed: 11/18/19

Instrument ID: ECD24 Time Analyzed: 08:49

GC Col B: RXI-35SI ID: 0.32

1-Bromo-2-Nitrobenze	INTERNAL STD AREA #	RT #
12 HOUR STD	582756	3.19
UPPER LIMIT	1194649	3.69
LOWER LIMIT	288464	2.69

	CLIENT ID	LAB ID	FILE ID	INTERNAL STD AREA	RT	DATE ANALYZED	TIME ANALYZED
01	hex	hex	N18B002	525473	3.19	11/18/19	06:41
02	mix 600;53c	mix 600;53c	N18B003	582756	3.19	11/18/19	07:04
03	COMP-1 (2X)	CE61964 (2X)	N18B007	566912	3.17	11/18/19	08:49
04	hex	hex	N18B017	553984	3.16	11/18/19	14:18
05	mix 600;53m	mix 600;53m	N18B019	689801	3.19	11/18/19	15:05
06							
07							
08							
09							
10							
11							
12							
13							
14							
15							
16							
17							
18							
19							
20							
21							
22							
23							
24							
25							
26							

AREA UPPER LIMIT = +100% of internal standard area
AREA LOWER LIMIT = - 50% of internal standard area
RT UPPER LIMIT = +0.50 minutes of internal standard RT
RT LOWER LIMIT = -0.50 minutes of internal standard RT

Column used to flag internal standard area values with an asterisk.
* Values outside of QC limits.

FORM VIII PCB

8B
PCB ANALYTICAL SEQUENCE

Lab Name: Phoenix Environmental Labs Client: NETC

Lab Code: Phoenix Case No.: SAS No.: SDG No.: GCE61964

Lab File Id: N13A026 Date Analyzed: 11/13/19

Instrument ID: ECD8 Time Analyzed: 17:02

GC Col A: RTX-440 ID: 0.32

1-Bromo-2-Nitrobenze	INTERNAL STD AREA #	RT #
12 HOUR STD	905387	2.59
UPPER LIMIT	1856043	3.09
LOWER LIMIT	448167	2.09

	CLIENT ID	LAB ID	FILE ID	INTERNAL STD AREA	RT	DATE ANALYZED	TIME ANALYZED
01	mix 1200;52m	mix 1200;52m	N13A023	911914	2.60	11/13/19	17:02
02	mix 1000;52n	mix 1000;52n	N13A024	907512	2.60	11/13/19	17:24
03	mix 800;52o	mix 800;52o	N13A025	921752	2.60	11/13/19	17:45
04	mix 600;53c	mix 600;53c	N13A026	905387	2.59	11/13/19	18:07
05	mix 400;52q	mix 400;52q	N13A027	917376	2.59	11/13/19	18:28
06	mix 200;52r	mix 200;52r	N13A028	916196	2.60	11/13/19	18:49
07	mix 100;52s	mix 100;52s	N13A029	911930	2.60	11/13/19	19:11
08	mix 50;52t	mix 50;52t	N13A030	920339	2.60	11/13/19	19:32
09							
10							
11							
12							
13							
14							
15							
16							
17							
18							
19							
20							
21							
22							
23							
24							
25							
26							

AREA UPPER LIMIT = +100% of internal standard area
AREA LOWER LIMIT = - 50% of internal standard area
RT UPPER LIMIT = +0.50 minutes of internal standard RT
RT LOWER LIMIT = -0.50 minutes of internal standard RT

Column used to flag internal standard area values with an asterisk.
* Values outside of QC limits.

FORM VIII PCB

8B
PCB ANALYTICAL SEQUENCE

Lab Name: Phoenix Environmental Labs Client: NETC

Lab Code: Phoenix Case No.: SAS No.: SDG No.: GCE61964

Lab File Id: N13B026 Date Analyzed: 11/13/19

Instrument ID: ECD8 Time Analyzed: 17:02

GC Col B: Rxi-35Sil ID: 0.32

1-Bromo-2-Nitrobenze	INTERNAL STD AREA #	RT #
12 HOUR STD	844956	3.16
UPPER LIMIT	1732160	3.66
LOWER LIMIT	418253	2.66

	CLIENT ID	LAB ID	FILE ID	INTERNAL STD AREA	RT	DATE ANALYZED	TIME ANALYZED
01	mix 1200;52m	mix 1200;52m	N13B023	832715	3.16	11/13/19	17:02
02	mix 1000;52n	mix 1000;52n	N13B024	840124	3.16	11/13/19	17:24
03	mix 800;52o	mix 800;52o	N13B025	860439	3.16	11/13/19	17:45
04	mix 600;53c	mix 600;53c	N13B026	844956	3.16	11/13/19	18:07
05	mix 400;52q	mix 400;52q	N13B027	866597	3.16	11/13/19	18:28
06	mix 200;52r	mix 200;52r	N13B028	873304	3.16	11/13/19	18:49
07	mix 100;52s	mix 100;52s	N13B029	870973	3.16	11/13/19	19:11
08	mix 50;52t	mix 50;52t	N13B030	872015	3.16	11/13/19	19:32
09							
10							
11							
12							
13							
14							
15							
16							
17							
18							
19							
20							
21							
22							
23							
24							
25							
26							

AREA UPPER LIMIT = +100% of internal standard area
AREA LOWER LIMIT = - 50% of internal standard area
RT UPPER LIMIT = +0.50 minutes of internal standard RT
RT LOWER LIMIT = -0.50 minutes of internal standard RT

Column used to flag internal standard area values with an asterisk.
* Values outside of QC limits.

FORM VIII PCB

8B
PCB ANALYTICAL SEQUENCE

Lab Name: Phoenix Environmental Labs Client: NETC

Lab Code: Phoenix Case No.: SAS No.: SDG No.: GCE61964

Lab File Id: N18A003 Date Analyzed: 11/18/19

Instrument ID: ECD8 Time Analyzed: 07:53

GC Col A: RTX-440 ID: 0.32

1-Bromo-2-Nitrobenze	INTERNAL STD AREA #	RT #
12 HOUR STD	933650	2.60
UPPER LIMIT	1913983	3.10
LOWER LIMIT	462157	2.10

	CLIENT ID	LAB ID	FILE ID	INTERNAL STD AREA	RT	DATE ANALYZED	TIME ANALYZED
01	hex	hex	N18A002	872461	2.59	11/18/19	06:45
02	mix 600;53c	mix 600;53c	N18A003	933650	2.60	11/18/19	07:07
03	CE61964 BL	CE61964 BL	N18A005	887291	2.58	11/18/19	07:53
04	CE61964 LCS	CE61964 LCS	N18A006	903567	2.60	11/18/19	08:14
05	CE61964 LCSD	CE61964 LCSD	N18A007	862815	2.59	11/18/19	08:36
06	COMP-1 MS	CE61964 MS	N18A008	881737	2.57	11/18/19	09:06
07	COMP-1 MSD	CE61964 MSD	N18A009	860567	2.59	11/18/19	09:28
08	hex	hex	N18A013	872567	2.58	11/18/19	13:39
09	mix 600;53m	mix 600;53m	N18A015	1161131	2.60	11/18/19	14:22
10							
11							
12							
13							
14							
15							
16							
17							
18							
19							
20							
21							
22							
23							
24							
25							
26							

AREA UPPER LIMIT = +100% of internal standard area
AREA LOWER LIMIT = - 50% of internal standard area
RT UPPER LIMIT = +0.50 minutes of internal standard RT
RT LOWER LIMIT = -0.50 minutes of internal standard RT

Column used to flag internal standard area values with an asterisk.
* Values outside of QC limits.

FORM VIII PCB

8B
PCB ANALYTICAL SEQUENCE

Lab Name: Phoenix Environmental Labs Client: NETC

Lab Code: Phoenix Case No.: SAS No.: SDG No.: GCE61964

Lab File Id: N18B003 Date Analyzed: 11/18/19

Instrument ID: ECD8 Time Analyzed: 07:53

GC Col B: Rxi-35Sil ID: 0.32

1-Bromo-2-Nitrobenze	INTERNAL STD AREA #	RT #
12 HOUR STD	1271332	3.16
UPPER LIMIT	2606230	3.66
LOWER LIMIT	629309	2.66

	CLIENT ID	LAB ID	FILE ID	INTERNAL STD AREA	RT	DATE ANALYZED	TIME ANALYZED
01	hex	hex	N18B002	1187107	3.16	11/18/19	06:45
02	mix 600;53c	mix 600;53c	N18B003	1271332	3.16	11/18/19	07:07
03	CE61964 BL	CE61964 BL	N18B005	1208494	3.14	11/18/19	07:53
04	CE61964 LCS	CE61964 LCS	N18B006	1210143	3.17	11/18/19	08:14
05	CE61964 LCSD	CE61964 LCSD	N18B007	1131627	3.16	11/18/19	08:36
06	COMP-1 MS	CE61964 MS	N18B008	1202240	3.13	11/18/19	09:06
07	COMP-1 MSD	CE61964 MSD	N18B009	1160679	3.15	11/18/19	09:28
08	hex	hex	N18B013	1208171	3.13	11/18/19	13:39
09	mix 600;53m	mix 600;53m	N18B015	1588770	3.16	11/18/19	14:22
10							
11							
12							
13							
14							
15							
16							
17							
18							
19							
20							
21							
22							
23							
24							
25							
26							

AREA UPPER LIMIT = +100% of internal standard area
AREA LOWER LIMIT = - 50% of internal standard area
RT UPPER LIMIT = +0.50 minutes of internal standard RT
RT LOWER LIMIT = -0.50 minutes of internal standard RT

Column used to flag internal standard area values with an asterisk.
* Values outside of QC limits.

FORM VIII PCB

1D
PCB ORGANICS ANALYSIS DATA SHEET

CLIENT SAMPLE NO.

COMP-1

Lab Name: Phoenix Environmental Client: NETC

Lab Code: Phoenix Instr: ECD24 Column.: RTX-440 0.32 SDG No.: GCE61964

Matrix: (soil/water) SOIL Lab Sample ID: CE61964

Sample wt/vol: 15.12 (g/mL) g Lab File ID: N18A007

% Moisture: 5 decanted: (Y/N) N Date Received: 11/15/19

Extraction: (SepF/Cont/ASE) 3545 Date Extracted: 11/15/19

Concentrated Extract Volume: 5000 (uL) Date Analyzed: 11/18/19

Injection Volume: 1 (ul) Dilution Factor: 2

CONCENTRATION UNITS: ug/Kg

CAS NO.	COMPOUND	CF	CONC	P/C	Q	MDL	PQL
12674-11-2	Aroclor-1016	MC	70	C	U	70	70
11104-28-2	Aroclor-1221	MC	70	C	U	70	70
11141-16-5	Aroclor-1232	MC	70	C	U	70	70
53469-21-9	Aroclor-1242	MC	70	C	U	70	70
12672-29-6	Aroclor-1248	MC	70	C	U	70	70
11097-69-1	Aroclor-1254	MC	70	C	U	70	70
11096-82-5	Aroclor-1260	MC	70	C	U	70	70
37324-23-5	Aroclor-1262	MC	70	C	U	70	70
11100-14-4	Aroclor-1268	MC	70	C	U	70	70
2051-24-3	Decachlorobiphenyl	1.383	81	C		%	%
877-09-8	Tetrachloro-m-xylene	1.427	76	C		%	%

11100-14-4 Sample PQL Calc: (100raw * 2df * 5fv) / (15.12wt-vol * 0.95%sol) = 70

Both channels need to have the compound detected for a concentration to be reported on either channel.
U1=Due to matrix interference and/or the presence of a large amount of non-target material, the reporting level for this compound has been elevated.
U2=The presence of this compound was not confirmed by the analyst based on the characteristic pattern matching of multi-component parameters, retention time, and/or peak shape.

P/C: P=Primary Result C=Confirmation Result X=Not Used CF=Calculated Calibration/Response Factor MC=Multi-Component

1D
PCB ORGANICS ANALYSIS DATA SHEET

CLIENT SAMPLE NO.

COMP-1

Lab Name: Phoenix Environmental Client: NETC

Lab Code: Phoenix Instr: ECD24 Column.: RXI-35SI 0.32 SDG No.: GCE61964

Matrix: (soil/water) SOIL Lab Sample ID: CE61964

Sample wt/vol: 15.12 (g/mL) g Lab File ID: N18B007

% Moisture: 5 decanted: (Y/N) N Date Received: 11/15/19

Extraction: (SepF/Cont/ASE) 3545 Date Extracted: 11/15/19

Concentrated Extract Volume: 5000 (uL) Date Analyzed: 11/18/19

Injection Volume: 1 (ul) Dilution Factor: 2

CONCENTRATION UNITS: ug/Kg

CAS NO.	COMPOUND	CF	CONC	P/C	Q	MDL	PQL
12674-11-2	Aroclor-1016	MC	70	P	U	70	70
11104-28-2	Aroclor-1221	MC	70	P	U	70	70
11141-16-5	Aroclor-1232	MC	70	P	U	70	70
53469-21-9	Aroclor-1242	MC	70	P	U	70	70
12672-29-6	Aroclor-1248	MC	70	P	U	70	70
11097-69-1	Aroclor-1254	MC	70	P	U	70	70
11096-82-5	Aroclor-1260	MC	70	P	U	70	70
37324-23-5	Aroclor-1262	MC	70	P	U	70	70
11100-14-4	Aroclor-1268	MC	70	P	U	70	70
2051-24-3	Decachlorobiphenyl	1.451	77	P		%	%
877-09-8	Tetrachloro-m-xylene	1.239	73	P		%	%

11100-14-4 Sample PQL Calc: (100raw * 2df * 5fv) / (15.12wt-vol * 0.95%sol) = 70

Both channels need to have the compound detected for a concentration to be reported on either channel.
U1=Due to matrix interference and/or the presence of a large amount of non-target material, the reporting level for this compound has been elevated.
U2=The presence of this compound was not confirmed by the analyst based on the characteristic pattern matching of multi-component parameters, retention time, and/or peak shape.

P/C: P=Primary Result C=Confirmation Result X=Not Used CF=Calculated Calibration/Response Factor MC=Multi-Component

Client Id: COMP-1

Software Version: 4.1<1L22>
Date: 11/18/2019 10:41 AM
Sample Name : 61964 2x
Data File : E:\TC2019\ECD24\11-NOV\N18A007.RAW Date: 11/18/2019 08:49 AM
Sequence File: E:\TC2019\ECD24\11-NOV\PCB2.SEQ Cycle: 404 Channel : A
Instrument : AUTO_ECD24 Rack/Vial: 0/0 Operator:
Sample Amount : 1.0000 Dilution Factor : 1.00

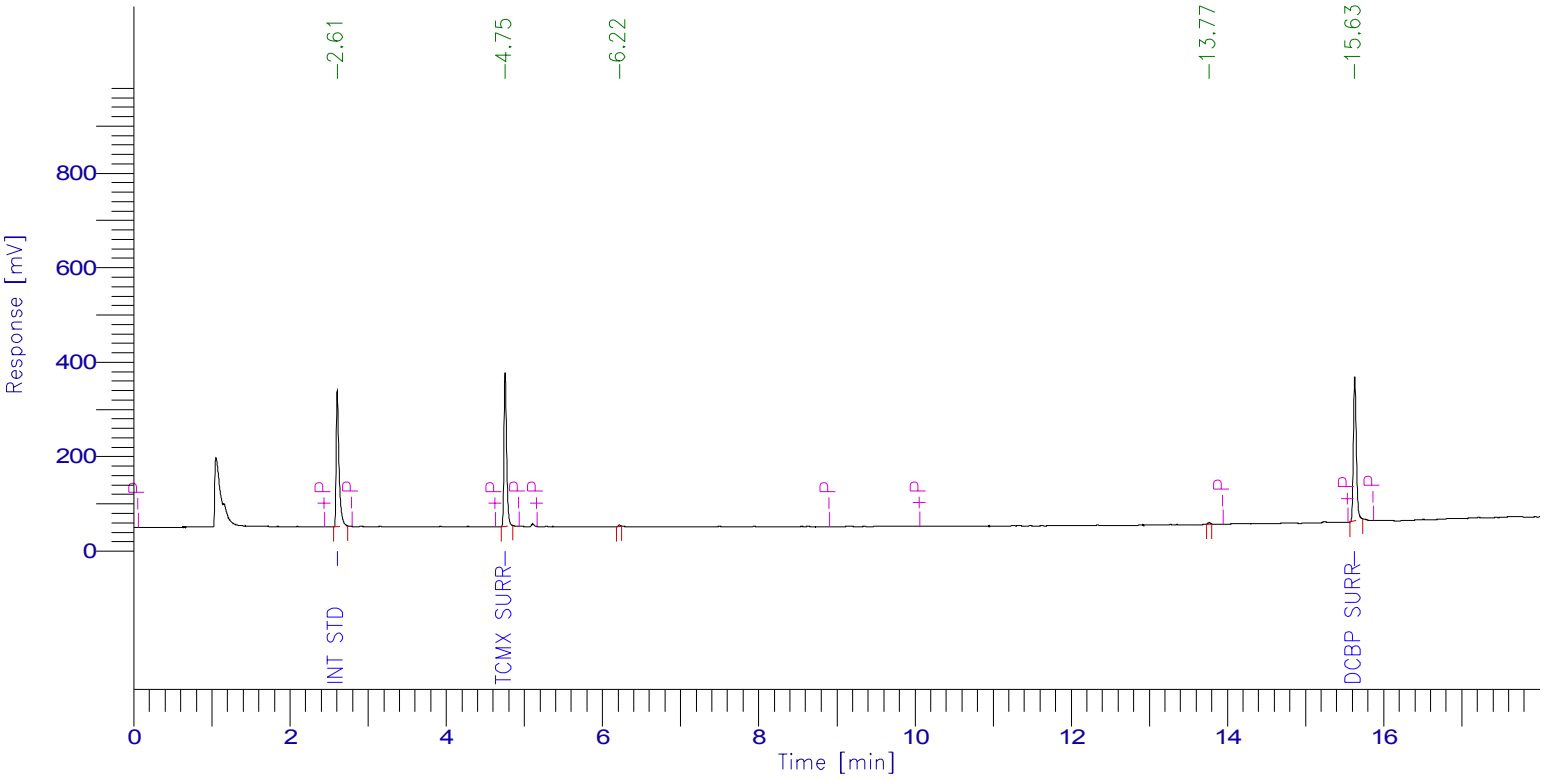

PCB Report

Time [min]	Component Name	Raw Amount	Area [µV·s]	Surrogate SM/WM	Surrogate QC / SL	Spike Rec Soils (%)	Spike Rec Water (%)
2.605	Int Std	100.0000	707534.32	250.0000	100.0000	40.0000	20.0000
4.754	TCMX SURR	75.6331	763482.80	189.0827	75.6331	30.2532	15.1266
5.637	1016-1	0.0000	0.00	0.0000	0.0000	0.0000	0.0000
7.523	1016-2	0.0000	0.00	0.0000	0.0000	0.0000	0.0000
7.708	1016-3	0.0000	0.00	0.0000	0.0000	0.0000	0.0000
8.001	1016-4	0.0000	0.00	0.0000	0.0000	0.0000	0.0000
8.376	1016-5	0.0000	0.00	0.0000	0.0000	0.0000	0.0000
10.750	1260-1	0.0000	0.00	0.0000	0.0000	0.0000	0.0000
11.535	1260-2	0.0000	0.00	0.0000	0.0000	0.0000	0.0000
12.033	1260-3	0.0000	0.00	0.0000	0.0000	0.0000	0.0000
12.141	1260-4	0.0000	0.00	0.0000	0.0000	0.0000	0.0000
12.578	1260-5	0.0000	0.00	0.0000	0.0000	0.0000	0.0000
15.628	DCBP SURR	81.0553	793095.36	202.6382	81.0553	32.4221	16.2111
		256.6884	2264112.48				

Client Id: COMP-1

Software Version: 4.1<1L22>
Date: 11/18/2019 10:42 AM
Sample Name : 61964 2x
Data File : E:\TC2019\ECD24\11-NOV\N18B007.RAW Date: 11/18/2019 08:49 AM
Sequence File: E:\TC2019\ECD24\11-NOV\PCB2.SEQ Cycle: 404 Channel : B
Instrument : AUTO_ECD24 Rack/Vial: 0/0 Operator:
Sample Amount : 1.0000 Dilution Factor : 1.00

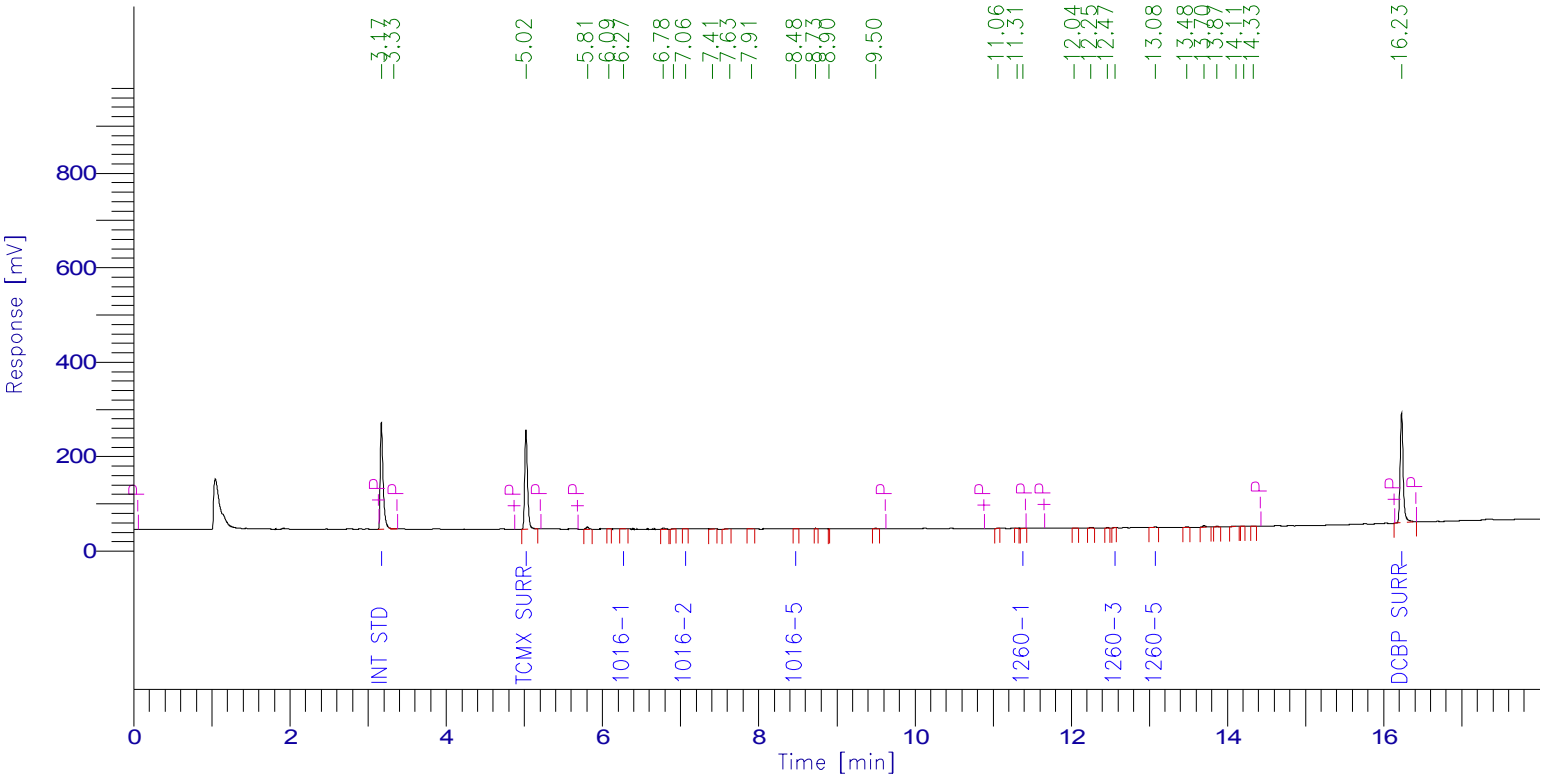

PCB Report

Time [min]	Component Name	Raw Amount	Area [µV·s]	Surrogate SM/WM	Surrogate QC / SL	Spike Rec Soils (%)	Spike Rec Water (%)
3.170	Int Std	100.0000	566912.32	250.0000	100.0000	40.0000	20.0000
5.020	TCMX SURR	73.0584	513371.84	182.6460	73.0584	29.2234	14.6117
6.266	1016-1	8.7955	1568.00	21.9887	8.7955	3.5182	1.7591
7.061	1016-2	2.6463	757.04	6.6156	2.6463	1.0585	0.5293
7.937	1016-3	0.0000	0.00	0.0000	0.0000	0.0000	0.0000
8.132	1016-4	0.0000	0.00	0.0000	0.0000	0.0000	0.0000
8.477	1016-5	9.3246	1673.84	23.3116	9.3246	3.7299	1.8649
11.383	1260-1	7.5044	2385.60	18.7609	7.5044	3.0017	1.5009
11.709	1260-2	0.0000	0.00	0.0000	0.0000	0.0000	0.0000
12.562	1260-3	0.8740	384.56	2.1851	0.8740	0.3496	0.1748
12.618	1260-4	0.0000	0.00	0.0000	0.0000	0.0000	0.0000
13.076	1260-5	7.3431	2955.76	18.3577	7.3431	2.9372	1.4686
16.227	DCBP SURR	77.1755	634679.28	192.9387	77.1755	30.8702	15.4351
		286.7217	1724688.24				

6D
PCB INITIAL CALIBRATION OF SINGLE COMPONENT ANALYTES

Lab Name: Phoenix Environmental Client: NETC

Lab Code: Phoenix Case No.: SAS No.: SDG No.: GCE61964

Instrument ID: ECD24

GC Col A: RTX-440 ID: 0.32 (mm) Date(s) Analyzed: 11/07/19 11/07/19

Method File: PC1107AI

COMPOUND	RT OF STANDARDS			MEAN	RT WINDOW	
	LOW N07A035	MID N07A033	HIGH N07A031	RT	FROM	TO
Aroclor 1016-1	5.64	5.64	5.64	5.64	5.59	5.69
Aroclor 1016-2	7.53	7.53	7.53	7.53	7.48	7.58
Aroclor 1016-3	7.71	7.71	7.71	7.71	7.66	7.76
Aroclor 1016-4	8.00	8.01	8.00	8.00	7.95	8.05
Aroclor 1016-5	8.38	8.38	8.38	8.38	8.33	8.43
Aroclor 1260-1	10.75	10.75	10.75	10.75	10.68	10.82
Aroclor 1260-2	11.54	11.54	11.54	11.54	11.47	11.61
Aroclor 1260-3	12.04	12.04	12.04	12.04	11.97	12.11
Aroclor 1260-4	12.14	12.14	12.15	12.14	12.07	12.21
Aroclor 1260-5	12.58	12.58	12.58	12.58	12.51	12.65
Decachlorobiphenyl	15.71	15.71	15.71	15.71	15.61	15.81
Tetrachloro-m-xylene	4.79	4.79	4.79	4.79	4.74	4.84

Retention time windows are ± 0.05 minutes for all compounds that elute
Retention time windows are ± 0.05 minutes for all compounds that elute
before Aroclor 1260-1, ± 0.07 minutes for all other compounds,
except ± 0.10 minutes for Decachlorobiphenyl.

FORM VI PCB

6D
PCB INITIAL CALIBRATION OF SINGLE COMPONENT ANALYTES

Lab Name: Phoenix Environmental Client: NETC

Lab Code: Phoenix Case No.: SAS No.: SDG No.: GCE61964

Instrument ID: ECD24

GC Col B: RXI-35SI ID: 0.32 (mm) Date(s) Analyzed: 11/07/19 11/07/19

Method File: PC1107BI

COMPOUND	RT OF STANDARDS			MEAN	RT WINDOW	
	LOW N07B035	MID N07B033	HIGH N07B031	RT	FROM	TO
Aroclor 1016-1	6.2	6.2	6.2	6.20	6.15	6.25
Aroclor 1016-2	7.01	7.01	7.01	7.01	6.96	7.06
Aroclor 1016-3	7.94	7.94	7.94	7.94	7.89	7.99
Aroclor 1016-4	8.14	8.14	8.14	8.14	8.09	8.19
Aroclor 1016-5	8.40	8.40	8.40	8.40	8.35	8.45
Aroclor 1260-1	11.36	11.36	11.36	11.36	11.29	11.43
Aroclor 1260-2	11.71	11.71	11.71	11.71	11.64	11.78
Aroclor 1260-3	12.52	12.52	12.52	12.52	12.45	12.59
Aroclor 1260-4	12.62	12.62	12.62	12.62	12.55	12.69
Aroclor 1260-5	13.08	13.08	13.08	13.08	13.01	13.15
Decachlorobiphenyl	16.28	16.28	16.28	16.28	16.18	16.38
Tetrachloro-m-xylene	5.05	5.06	5.05	5.05	5	5.1

Retention time windows are ± 0.05 minutes for all compounds that elute
Retention time windows are ± 0.05 minutes for all compounds that elute
before Aroclor 1260-1, ± 0.07 minutes for all other compounds,
except ± 0.10 minutes for Decachlorobiphenyl.

FORM VI PCB

6E
PCB INITIAL CALIBRATION OF SINGLE COMPONENT ANALYTES (FACTORS)

Lab Name: Phoenix Environmental Client: NETC

Lab Code: Phoenix Case No.: SAS No.: SDG No.: GCE61964

Instr ID: ECD24 Levels: 8

GC Col A: ID: (mm) Analysis Dates: 11/07/19 - 11/07/19

Method File: PC1107AI

CALIBRATION FACTORS

COMPOUND	Level 1 N07A036	Level 2 N07A035	Level 3 N07A034	Level 4 N07A033	Level 5 N07A032	Level 6 N07A031	Level 7 N07A030	Level 8 N07A037	MEAN	%RSD	*
Aroclor 1016-1	0.038	0.036	0.033	0.032	0.030	0.029	0.028	0.040	0.033	13.36	
Aroclor 1016-2	0.059	0.054	0.048	0.047	0.044	0.043	0.042	0.067	0.051	17.49	
Aroclor 1016-3	0.046	0.043	0.039	0.038	0.036	0.035	0.035	0.049	0.040	13.11	
Aroclor 1016-4	0.029	0.030	0.027	0.026	0.024	0.024	0.023	0.030	0.027	10.85	
Aroclor 1016-5	0.040	0.039	0.035	0.034	0.032	0.031	0.031	0.032	0.034	10.51	
Aroclor 1260-1	0.080	0.075	0.066	0.064	0.060	0.058	0.057	0.088	0.069	16.31	
Aroclor 1260-2	0.046	0.044	0.041	0.043	0.040	0.039	0.039	0.047	0.042	7.26	
Aroclor 1260-3	0.075	0.071	0.066	0.063	0.062	0.061	0.060	0.082	0.068	11.52	
Aroclor 1260-4	0.035	0.036	0.035	0.035	0.035	0.035	0.034	0.036	0.035	2.09	
Aroclor 1260-5	0.035	0.033	0.030	0.030	0.028	0.028	0.027	0.039	0.031	12.80	
Decachlorobiphenyl	1.478	1.398	1.331	1.404	1.252	1.249	1.243	1.709	1.383	11.37	
Tetrachloro-m-xylene	1.556	1.419	1.387	1.431	1.295	1.287	1.248	1.790	1.427	12.39	

%RSD must be less than or equal 20.0% for all compounds. (*) Criteria exceeded.

FORM VI PCB

6E
PCB INITIAL CALIBRATION OF SINGLE COMPONENT ANALYTES (FACTORS)

Lab Name: Phoenix Environmental Client: NETC

Lab Code: Phoenix Case No.: SAS No.: SDG No.: GCE61964

Instr ID: ECD24 Levels: 8

GC Col B: ID: (mm) Analysis Dates: 11/07/19 - 11/07/19

Method File: PC1107BI

CALIBRATION FACTORS

COMPOUND	Level 1 N07B036	Level 2 N07B035	Level 3 N07B034	Level 4 N07B033	Level 5 N07B032	Level 6 N07B031	Level 7 N07B030	Level 8 N07B037	MEAN	%RSD	*
Aroclor 1016-1	0.037	0.033	0.030	0.028	0.027	0.027	0.026	0.044	0.031	19.95	
Aroclor 1016-2	0.059	0.054	0.049	0.046	0.043	0.042	0.041	0.069	0.050	19.02	
Aroclor 1016-3	0.135	0.118	0.103	0.099	0.093	0.092	0.089		0.104	15.98	
Aroclor 1016-4	0.055	0.050	0.044	0.044	0.041	0.041	0.040		0.045	12.37	
Aroclor 1016-5	0.036	0.032	0.030	0.031	0.028	0.029	0.028	0.041	0.032	13.84	
Aroclor 1260-1	0.072	0.065	0.056	0.053	0.050	0.049	0.047		0.056	16.48	
Aroclor 1260-2	0.093	0.086	0.076	0.071	0.069	0.068	0.066	0.100	0.079	16.24	
Aroclor 1260-3	0.089	0.083	0.073	0.072	0.067	0.067	0.066	0.103	0.078	16.88	
Aroclor 1260-4	0.047	0.044	0.039	0.040	0.036	0.037	0.037	0.055	0.042	15.69	
Aroclor 1260-5	0.084	0.076	0.067	0.066	0.062	0.061	0.060	0.093	0.071	16.94	
Decachlorobiphenyl	1.551	1.447	1.373	1.432	1.304	1.314	1.296	1.887	1.451	13.57	
Tetrachloro-m-xylene	1.354	1.228	1.197	1.232	1.127	1.124	1.091	1.564	1.239	12.51	

%RSD must be less than or equal 20.0% for all compounds. (*) Criteria exceeded.

FORM VI PCB

Turbochrom Method File : E:\TC2019\ECD24\11-NOV\PC1107AI.MTH
Created by : AM on : 11/8/2019 06:45 AM
Edited by : e on : 11/8/2019 06:48 AM
Description :

Number of Times Edited : 2
Number of Times Calibrated : 4902

Instrument Conditions :
Au-8 PCBs

Instrument Control Method:
Instrument name : AUTO_ECD24

Interface Parameters :
Delay Time : 0.00 min.
Run Time : 18.00 min.
Sampling Rate : 6.2500 pts/s
Interface Type : 9092
Analog Voltage Input : 1000 mV
Data will be collected from both channels

Timed Events:
There are no timed events in the method

Real Time Plot Parameters :
Channel A -- Pages: 1 Offset: 0.000 mV Scale: 1000.000 mV
Channel B -- Pages: 1 Offset: 0.000 mV Scale: 1000.000 mV

Processing Parameters :
Bunch Factor : 1 points
Noise Threshold : 188 µV
Area Threshold : 940.00 µV

Peak Separation Criteria
Width Ratio : 0.200
Valley-to-Peak Ratio : 0.010

Exponential Skim Criteria
Peak Height Ratio : 5.000
Adjusted Height Ratio : 4.000
Valley Height Ratio : 3.000

Baseline Timed Events :
Event #1 - -P at 0.058
Event #2 - +P at 2.445
Event #3 - -P at 2.794
Event #4 - +P at 4.632
Event #5 - -P at 4.934
Event #6 - +P at 5.163
Event #7 - -P at 8.910
Event #8 - +P at 10.063
Event #9 - -P at 13.949

Event #10 - +P at 15.542
Event #11 - -P at 15.875

Annotated Replot Parameters :
No replot will be printed

Report Format files :
No report format files given

User Programs :
No user programs will be executed

Global Information :
Default Sample Volume : 1.000 ul
Quantitation Units :
Void Time : 0.000 min
Correct amounts during calibration : NO
Reject outliers during calibration : NO
An Internal Standard calibration will be used
Unknown peaks will be quantitated using a response factor of 1.000000

Component Information :
Int Std
Component Type : Single Peak Component
Retention Time : 2.621 min Search Window: 1.00 s, 1.00 %
Reference Component:
Find peak closest to expected RT in window
Internal Standard :
Use Average Calibration Factor (Area ratio / Amount ratio)
User Values:
Label :
Value 1: 0.000000
Value 2: 0.000000
Value 3: 0.000000
Value 4: 0.000000
Value 5: 0.000000
Calibration Levels:

Level Name	Amount	Area	Height	ISTD Resp.	ISTD Amt.	# Replicates
0.5	100.0000	713408.08	312971.22	1.0000	1.0000	1
1	100.0000	706275.52	303700.80	1.0000	1.0000	1
2	100.0000	672066.72	285802.11	1.0000	1.0000	1
3	100.0000	698879.60	304834.03	1.0000	1.0000	1
4	100.0000	691851.76	307547.40	1.0000	1.0000	1
5	100.0000	720025.68	313871.22	1.0000	1.0000	1
6	100.0000	697600.64	306734.67	1.0000	1.0000	1
7	100.0000	699510.40	308120.73	1.0000	1.0000	1

Average Calibration Factor = 1.000000 (%RSD = 0.00)

TCMX SURR
Component Type : Single Peak Component
Retention Time : 4.783 min Search Window: 3.50 s, 1.00 %
Reference Component:
Find peak closest to expected RT in window
Internal Standard : Int Std
Use Average Calibration Factor (Area ratio / Amount ratio)
User Values:
Label :

Value 1: 0.000000
Value 2: 0.000000
Value 3: 0.000000
Value 4: 0.000000
Value 5: 0.000000

Calibration Levels:

Level Name	Amount	Area	Height	ISTD Resp.	ISTD Amt.	# Replicates
0.5	10.0000	127668.32	57171.37	0.1790	0.1000	1
1	20.0000	219801.20	98952.44	0.3112	0.2000	1
2	40.0000	381582.56	165680.36	0.5678	0.4000	1
3	60.0000	581523.92	249905.90	0.8321	0.6000	1
4	80.0000	792045.84	342472.52	1.1448	0.8000	1
5	100.0000	932580.24	396597.41	1.2952	1.0000	1
6	120.0000	1077769.28	456207.49	1.5450	1.2000	1
7	140.0000	1222419.36	514159.70	1.7475	1.4000	1

Average Calibration Factor = 1.426724 (%RSD = 12.39)

1016-1

Component Type : Single Peak Component
Retention Time : 5.637 min Search Window: 1.00 s, 1.00 %
Reference Component:
Find peak closest to expected RT in window
Internal Standard : Int Std
Use Average Calibration Factor (Area ratio / Amount ratio)
User Values:
Label :
Value 1: 0.000000
Value 2: 0.000000
Value 3: 0.000000
Value 4: 0.000000
Value 5: 0.000000

Calibration Levels:

Level Name	Amount	Area	Height	ISTD Resp.	ISTD Amt.	# Replicates
0.5	50.0000	14411.20	6660.12	0.0202	0.5000	1
1	100.0000	27091.92	11957.64	0.0384	1.0000	1
2	200.0000	48009.36	20862.05	0.0714	2.0000	1
3	400.0000	90868.64	38586.36	0.1300	4.0000	1
4	600.0000	131115.12	55819.02	0.1895	6.0000	1
5	800.0000	170905.36	72142.82	0.2374	8.0000	1
6	1000.0000	205385.92	85186.01	0.2944	10.0000	1
7	1200.0000	237805.12	99639.20	0.3400	12.0000	1

Average Calibration Factor = 0.033251 (%RSD = 13.36)

1016-2

Component Type : Single Peak Component
Retention Time : 7.523 min Search Window: 1.00 s, 1.00 %
Reference Component: 1016-1
Find peak closest to expected RT in window
Internal Standard : Int Std
Use Average Calibration Factor (Area ratio / Amount ratio)
User Values:
Label :
Value 1: 0.000000
Value 2: 0.000000
Value 3: 0.000000
Value 4: 0.000000
Value 5: 0.000000

Calibration Levels:

Level Name	Amount	Area	Height	ISTD Resp.	ISTD Amt.	# Replicates
0.5	50.0000	24075.12	9754.88	0.0337	0.5000	1

1	100.0000	41830.01	17054.20	0.0592	1.0000	1
2	200.0000	73035.36	29040.97	0.1087	2.0000	1
3	400.0000	134754.41	53039.01	0.1928	4.0000	1
4	600.0000	196439.44	76569.92	0.2839	6.0000	1
5	800.0000	253016.26	98532.82	0.3514	8.0000	1
6	1000.0000	302984.65	117598.07	0.4343	10.0000	1
7	1200.0000	356157.03	135770.86	0.5092	12.0000	1

Average Calibration Factor = 0.050796 (%RSD = 17.49)

1016-3

Component Type : Single Peak Component
Retention Time : 7.708 min Search Window: 1.00 s, 1.00 %
Reference Component: 1016-1
Find peak closest to expected RT in window
Internal Standard : Int Std
Use Average Calibration Factor (Area ratio / Amount ratio)
User Values:
Label :
Value 1: 0.000000
Value 2: 0.000000
Value 3: 0.000000
Value 4: 0.000000
Value 5: 0.000000
Calibration Levels:

Level Name	Amount	Area	Height	ISTD Resp.	ISTD Amt.	# Replicates
0.5	50.0000	17452.00	7772.05	0.0245	0.5000	1
1	100.0000	32631.52	14570.57	0.0462	1.0000	1
2	200.0000	57805.04	25135.02	0.0860	2.0000	1
3	400.0000	108607.84	46493.20	0.1554	4.0000	1
4	600.0000	158092.80	67224.67	0.2285	6.0000	1
5	800.0000	207275.52	87152.41	0.2879	8.0000	1
6	1000.0000	247629.28	105388.45	0.3550	10.0000	1
7	1200.0000	293099.52	122085.24	0.4190	12.0000	1

Average Calibration Factor = 0.040183 (%RSD = 13.11)

1016-4

Component Type : Single Peak Component
Retention Time : 8.001 min Search Window: 1.00 s, 1.00 %
Reference Component: 1016-1
Find peak closest to expected RT in window
Internal Standard : Int Std
Use Average Calibration Factor (Area ratio / Amount ratio)
User Values:
Label :
Value 1: 0.000000
Value 2: 0.000000
Value 3: 0.000000
Value 4: 0.000000
Value 5: 0.000000
Calibration Levels:

Level Name	Amount	Area	Height	ISTD Resp.	ISTD Amt.	# Replicates
0.5	50.0000	10836.48	5100.70	0.0152	0.5000	1
1	100.0000	20202.16	9211.16	0.0286	1.0000	1
2	200.0000	40780.14	17356.79	0.0607	2.0000	1
3	400.0000	75346.06	32288.44	0.1078	4.0000	1
4	600.0000	107501.22	45448.14	0.1554	6.0000	1
5	800.0000	138674.85	57858.77	0.1926	8.0000	1
6	1000.0000	166937.76	68749.25	0.2393	10.0000	1
7	1200.0000	193920.73	81190.80	0.2772	12.0000	1

Average Calibration Factor = 0.026660 (%RSD = 10.85)

1016-5

Component Type : Single Peak Component
Retention Time : 8.376 min Search Window: 1.00 s, 1.00 %
Reference Component: 1016-1
Find peak closest to expected RT in window
Internal Standard : Int Std
Use Average Calibration Factor (Area ratio / Amount ratio)
User Values:
Label :
Value 1: 0.000000
Value 2: 0.000000
Value 3: 0.000000
Value 4: 0.000000
Value 5: 0.000000
Calibration Levels:

Level Name	Amount	Area	Height	ISTD Resp.	ISTD Amt.	# Replicates
0.5	50.0000	11541.28	5843.19	0.0162	0.5000	1
1	100.0000	28464.72	12049.05	0.0403	1.0000	1
2	200.0000	51859.21	21556.16	0.0772	2.0000	1
3	400.0000	96646.24	39951.02	0.1383	4.0000	1
4	600.0000	139765.41	57498.76	0.2020	6.0000	1
5	800.0000	181829.60	73942.72	0.2525	8.0000	1
6	1000.0000	217319.51	87659.49	0.3115	10.0000	1
7	1200.0000	256284.59	102600.72	0.3664	12.0000	1

Average Calibration Factor = 0.034091 (%RSD = 10.51)

1260-1
Component Type : Single Peak Component
Retention Time : 10.750 min Search Window: 0.50 s, 0.50 %
Reference Component:
Find peak closest to expected RT in window
Internal Standard : Int Std
Use Average Calibration Factor (Area ratio / Amount ratio)
User Values:
Label :
Value 1: 0.000000
Value 2: 0.000000
Value 3: 0.000000
Value 4: 0.000000
Value 5: 0.000000
Calibration Levels:

Level Name	Amount	Area	Height	ISTD Resp.	ISTD Amt.	# Replicates
0.5	50.0000	31449.44	14041.57	0.0441	0.5000	1
1	100.0000	56411.52	24367.10	0.0799	1.0000	1
2	200.0000	100347.52	42292.36	0.1493	2.0000	1
3	400.0000	185280.88	75993.62	0.2651	4.0000	1
4	600.0000	267421.68	108980.18	0.3865	6.0000	1
5	800.0000	345286.08	138345.26	0.4795	8.0000	1
6	1000.0000	407999.20	166556.17	0.5849	10.0000	1
7	1200.0000	479967.20	196833.92	0.6861	12.0000	1

Average Calibration Factor = 0.068625 (%RSD = 16.31)

1260-2
Component Type : Single Peak Component
Retention Time : 11.535 min Search Window: 0.50 s, 0.50 %
Reference Component: 1260-1
Find peak closest to expected RT in window
Internal Standard : Int Std
Use Average Calibration Factor (Area ratio / Amount ratio)
User Values:
Label :

Value 1: 0.000000
Value 2: 0.000000
Value 3: 0.000000
Value 4: 0.000000
Value 5: 0.000000

Calibration Levels:

Level Name	Amount	Area	Height	ISTD Resp.	ISTD Amt.	# Replicates
0.5	50.0000	16867.04	6578.88	0.0236	0.5000	1
1	100.0000	32273.60	12183.80	0.0457	1.0000	1
2	200.0000	59123.04	21857.52	0.0880	2.0000	1
3	400.0000	113651.20	41790.91	0.1626	4.0000	1
4	600.0000	177416.50	62455.23	0.2564	6.0000	1
5	800.0000	232777.11	82156.46	0.3233	8.0000	1
6	1000.0000	270850.88	97708.48	0.3883	10.0000	1
7	1200.0000	330551.67	115860.12	0.4725	12.0000	1

Average Calibration Factor = 0.042372 (%RSD = 7.26)

1260-3

Component Type : Single Peak Component
Retention Time : 12.033 min Search Window: 0.50 s, 0.50 %
Reference Component: 1260-1
Find peak closest to expected RT in window
Internal Standard : Int Std
Use Average Calibration Factor (Area ratio / Amount ratio)
User Values:
Label :
Value 1: 0.000000
Value 2: 0.000000
Value 3: 0.000000
Value 4: 0.000000
Value 5: 0.000000

Calibration Levels:

Level Name	Amount	Area	Height	ISTD Resp.	ISTD Amt.	# Replicates
0.5	50.0000	29359.84	12789.87	0.0412	0.5000	1
1	100.0000	52781.21	22741.77	0.0747	1.0000	1
2	200.0000	95657.96	40810.68	0.1423	2.0000	1
3	400.0000	185138.88	74706.03	0.2649	4.0000	1
4	600.0000	260743.20	108755.15	0.3769	6.0000	1
5	800.0000	358239.54	144704.25	0.4975	8.0000	1
6	1000.0000	428575.12	172741.66	0.6144	10.0000	1
7	1200.0000	506128.59	201047.44	0.7235	12.0000	1

Average Calibration Factor = 0.067646 (%RSD = 11.52)

1260-4

Component Type : Single Peak Component
Retention Time : 12.141 min Search Window: 0.50 s, 0.70 %
Reference Component: 1260-1
Find peak closest to expected RT in window
Internal Standard : Int Std
Use Average Calibration Factor (Area ratio / Amount ratio)
User Values:
Label :
Value 1: 0.000000
Value 2: 0.000000
Value 3: 0.000000
Value 4: 0.000000
Value 5: 0.000000

Calibration Levels:

Level Name	Amount	Area	Height	ISTD Resp.	ISTD Amt.	# Replicates
0.5	50.0000	12843.84	6211.87	0.0180	0.5000	1

1	100.0000	24793.83	11458.81	0.0351	1.0000	1
2	200.0000	48815.64	21612.37	0.0726	2.0000	1
3	400.0000	98908.26	41300.15	0.1415	4.0000	1
4	600.0000	144625.28	61012.57	0.2090	6.0000	1
5	800.0000	199465.89	81052.25	0.2770	8.0000	1
6	1000.0000	241184.60	95641.22	0.3457	10.0000	1
7	1200.0000	286932.86	114547.20	0.4102	12.0000	1

Average Calibration Factor = 0.035129 (%RSD = 2.09)

1260-5

Component Type : Single Peak Component
Retention Time : 12.578 min Search Window: 0.50 s, 0.70 %
Reference Component: 1260-1
Find peak closest to expected RT in window
Internal Standard : Int Std
Use Average Calibration Factor (Area ratio / Amount ratio)
User Values:
Label :
Value 1: 0.000000
Value 2: 0.000000
Value 3: 0.000000
Value 4: 0.000000
Value 5: 0.000000
Calibration Levels:

Level Name	Amount	Area	Height	ISTD Resp.	ISTD Amt.	# Replicates
0.5	50.0000	13789.04	6159.97	0.0193	0.5000	1
1	100.0000	24465.92	10853.59	0.0346	1.0000	1
2	200.0000	44084.32	19746.91	0.0656	2.0000	1
3	400.0000	83170.47	36312.35	0.1190	4.0000	1
4	600.0000	124108.45	53307.66	0.1794	6.0000	1
5	800.0000	161389.04	69498.95	0.2241	8.0000	1
6	1000.0000	193278.41	83228.59	0.2771	10.0000	1
7	1200.0000	229514.93	97662.84	0.3281	12.0000	1

Average Calibration Factor = 0.031101 (%RSD = 12.80)

DCBP SURR

Component Type : Single Peak Component
Retention Time : 15.704 min Search Window: 1.00 s, 1.00 %
Reference Component:
Find peak closest to expected RT in window
Internal Standard : Int Std
Use Average Calibration Factor (Area ratio / Amount ratio)
User Values:
Label :
Value 1: 0.000000
Value 2: 0.000000
Value 3: 0.000000
Value 4: 0.000000
Value 5: 0.000000
Calibration Levels:

Level Name	Amount	Area	Height	ISTD Resp.	ISTD Amt.	# Replicates
0.5	10.0000	121887.52	50723.79	0.1709	0.1000	1
1	20.0000	208778.80	85485.59	0.2956	0.2000	1
2	40.0000	375714.08	151252.86	0.5590	0.4000	1
3	60.0000	558105.76	217653.80	0.7986	0.6000	1
4	80.0000	776995.52	305451.22	1.1231	0.8000	1
5	100.0000	901684.96	355042.28	1.2523	1.0000	1
6	120.0000	1045718.08	405309.33	1.4990	1.2000	1
7	140.0000	1217213.12	465918.90	1.7401	1.4000	1

Average Calibration Factor = 1.382919 (%RSD = 11.37)

Calibration Replicate Lists:

Component: Int Std

Level : 0.5

Area	Height	Vol Adj Amt	ISTD Response	ISTD Amount	Date/Time		File
713408.08	312971.22	100.0000	1.0000	1.0000	11/8/2019	06:47 AM	GEDIT.RS

Level : 1

Area	Height	Vol Adj Amt	ISTD Response	ISTD Amount	Date/Time		File
706275.52	303700.80	100.0000	1.0000	1.0000	11/8/2019	06:47 AM	GEDIT.RS

Level : 2

Area	Height	Vol Adj Amt	ISTD Response	ISTD Amount	Date/Time		File
672066.72	285802.11	100.0000	1.0000	1.0000	11/8/2019	06:47 AM	GEDIT.RS

Level : 3

Area	Height	Vol Adj Amt	ISTD Response	ISTD Amount	Date/Time		File
698879.60	304834.03	100.0000	1.0000	1.0000	11/8/2019	06:47 AM	GEDIT.RS

Level : 4

Area	Height	Vol Adj Amt	ISTD Response	ISTD Amount	Date/Time		File
691851.76	307547.40	100.0000	1.0000	1.0000	11/8/2019	06:47 AM	GEDIT.RS

Level : 5

Area	Height	Vol Adj Amt	ISTD Response	ISTD Amount	Date/Time		File
720025.68	313871.22	100.0000	1.0000	1.0000	11/8/2019	06:47 AM	GEDIT.RS

Level : 6

Area	Height	Vol Adj Amt	ISTD Response	ISTD Amount	Date/Time		File
697600.64	306734.67	100.0000	1.0000	1.0000	11/8/2019	06:46 AM	GEDIT.RS

Level : 7

Area	Height	Vol Adj Amt	ISTD Response	ISTD Amount	Date/Time		File
699510.40	308120.73	100.0000	1.0000	1.0000	11/8/2019	06:46 AM	GEDIT.RS

Component: TCMX SURR

Level : 0.5

Area	Height	Vol Adj Amt	ISTD Response	ISTD Amount	Date/Time		File
127668.32	57171.37	10.0000	0.1790	0.1000	11/8/2019	06:47 AM	GEDIT.RS

Level : 1

Area	Height	Vol Adj Amt	ISTD Response	ISTD Amount	Date/Time		File
219801.20	98952.44	20.0000	0.3112	0.2000	11/8/2019	06:47 AM	GEDIT.RS

Level : 2

Area	Height	Vol Adj Amt	ISTD Response	ISTD Amount	Date/Time		File

381582.56	165680.36	40.0000	0.5678	0.4000	11/8/2019	06:47 AM	GEDIT.RS

Level : 3

Area	Height	Vol Adj Amt	ISTD Response	ISTD Amount	Date/Time		File
581523.92	249905.90	60.0000	0.8321	0.6000	11/8/2019	06:47 AM	GEDIT.RS

Level : 4

Area	Height	Vol Adj Amt	ISTD Response	ISTD Amount	Date/Time		File
792045.84	342472.52	80.0000	1.1448	0.8000	11/8/2019	06:47 AM	GEDIT.RS

Level : 5

Area	Height	Vol Adj Amt	ISTD Response	ISTD Amount	Date/Time		File
932580.24	396597.41	100.0000	1.2952	1.0000	11/8/2019	06:47 AM	GEDIT.RS

Level : 6

Area	Height	Vol Adj Amt	ISTD Response	ISTD Amount	Date/Time		File
1077769.28	456207.49	120.0000	1.5450	1.2000	11/8/2019	06:46 AM	GEDIT.RS

Level : 7

Area	Height	Vol Adj Amt	ISTD Response	ISTD Amount	Date/Time		File
1222419.36	514159.70	140.0000	1.7475	1.4000	11/8/2019	06:46 AM	GEDIT.RS

Component: 1016-1

Level : 0.5

Area	Height	Vol Adj Amt	ISTD Response	ISTD Amount	Date/Time		File
14411.20	6660.12	50.0000	0.0202	0.5000	11/8/2019	06:47 AM	GEDIT.RS

Level : 1

Area	Height	Vol Adj Amt	ISTD Response	ISTD Amount	Date/Time		File
27091.92	11957.64	100.0000	0.0384	1.0000	11/8/2019	06:47 AM	GEDIT.RS

Level : 2

Area	Height	Vol Adj Amt	ISTD Response	ISTD Amount	Date/Time		File
48009.36	20862.05	200.0000	0.0714	2.0000	11/8/2019	06:47 AM	GEDIT.RS

Level : 3

Area	Height	Vol Adj Amt	ISTD Response	ISTD Amount	Date/Time		File
90868.64	38586.36	400.0000	0.1300	4.0000	11/8/2019	06:47 AM	GEDIT.RS

Level : 4

Area	Height	Vol Adj Amt	ISTD Response	ISTD Amount	Date/Time		File
131115.12	55819.02	600.0000	0.1895	6.0000	11/8/2019	06:47 AM	GEDIT.RS

Level : 5

Area	Height	Vol Adj Amt	ISTD Response	ISTD Amount	Date/Time		File

170905.36	72142.82	800.0000	0.2374	8.0000	11/8/2019	06:47 AM	GEDIT.RS

Level : 6

Area	Height	Vol Adj Amt	ISTD Response	ISTD Amount	Date/Time		File
205385.92	85186.01	1000.0000	0.2944	10.0000	11/8/2019	06:46 AM	GEDIT.RS

Level : 7

Area	Height	Vol Adj Amt	ISTD Response	ISTD Amount	Date/Time		File
237805.12	99639.20	1200.0000	0.3400	12.0000	11/8/2019	06:46 AM	GEDIT.RS

Component: 1016-2

Level : 0.5

Area	Height	Vol Adj Amt	ISTD Response	ISTD Amount	Date/Time		File
24075.12	9754.88	50.0000	0.0337	0.5000	11/8/2019	06:47 AM	GEDIT.RS

Level : 1

Area	Height	Vol Adj Amt	ISTD Response	ISTD Amount	Date/Time		File
41830.01	17054.20	100.0000	0.0592	1.0000	11/8/2019	06:47 AM	GEDIT.RS

Level : 2

Area	Height	Vol Adj Amt	ISTD Response	ISTD Amount	Date/Time		File
73035.36	29040.97	200.0000	0.1087	2.0000	11/8/2019	06:47 AM	GEDIT.RS

Level : 3

Area	Height	Vol Adj Amt	ISTD Response	ISTD Amount	Date/Time		File
134754.41	53039.01	400.0000	0.1928	4.0000	11/8/2019	06:47 AM	GEDIT.RS

Level : 4

Area	Height	Vol Adj Amt	ISTD Response	ISTD Amount	Date/Time		File
196439.44	76569.92	600.0000	0.2839	6.0000	11/8/2019	06:47 AM	GEDIT.RS

Level : 5

Area	Height	Vol Adj Amt	ISTD Response	ISTD Amount	Date/Time		File
253016.26	98532.82	800.0000	0.3514	8.0000	11/8/2019	06:47 AM	GEDIT.RS

Level : 6

Area	Height	Vol Adj Amt	ISTD Response	ISTD Amount	Date/Time		File
302984.65	117598.07	1000.0000	0.4343	10.0000	11/8/2019	06:46 AM	GEDIT.RS

Level : 7

Area	Height	Vol Adj Amt	ISTD Response	ISTD Amount	Date/Time		File
356157.03	135770.86	1200.0000	0.5092	12.0000	11/8/2019	06:46 AM	GEDIT.RS

Component: 1016-3

Level : 0.5

Area	Height	Vol Adj Amt	ISTD Response	ISTD Amount	Date/Time		File
17452.00	7772.05	50.0000	0.0245	0.5000	11/8/2019	06:47 AM	GEDIT.RS

Level : 1

Area	Height	Vol Adj Amt	ISTD Response	ISTD Amount	Date/Time		File
32631.52	14570.57	100.0000	0.0462	1.0000	11/8/2019	06:47 AM	GEDIT.RS

Level : 2

Area	Height	Vol Adj Amt	ISTD Response	ISTD Amount	Date/Time		File
57805.04	25135.02	200.0000	0.0860	2.0000	11/8/2019	06:47 AM	GEDIT.RS

Level : 3

Area	Height	Vol Adj Amt	ISTD Response	ISTD Amount	Date/Time		File
108607.84	46493.20	400.0000	0.1554	4.0000	11/8/2019	06:47 AM	GEDIT.RS

Level : 4

Area	Height	Vol Adj Amt	ISTD Response	ISTD Amount	Date/Time		File
158092.80	67224.67	600.0000	0.2285	6.0000	11/8/2019	06:47 AM	GEDIT.RS

Level : 5

Area	Height	Vol Adj Amt	ISTD Response	ISTD Amount	Date/Time		File
207275.52	87152.41	800.0000	0.2879	8.0000	11/8/2019	06:47 AM	GEDIT.RS

Level : 6

Area	Height	Vol Adj Amt	ISTD Response	ISTD Amount	Date/Time		File
247629.28	105388.45	1000.0000	0.3550	10.0000	11/8/2019	06:46 AM	GEDIT.RS

Level : 7

Area	Height	Vol Adj Amt	ISTD Response	ISTD Amount	Date/Time		File
293099.52	122085.24	1200.0000	0.4190	12.0000	11/8/2019	06:46 AM	GEDIT.RS

Component: 1016-4

Level : 0.5

Area	Height	Vol Adj Amt	ISTD Response	ISTD Amount	Date/Time		File
10836.48	5100.70	50.0000	0.0152	0.5000	11/8/2019	06:47 AM	GEDIT.RS

Level : 1

Area	Height	Vol Adj Amt	ISTD Response	ISTD Amount	Date/Time		File
20202.16	9211.16	100.0000	0.0286	1.0000	11/8/2019	06:47 AM	GEDIT.RS

Level : 2

Area	Height	Vol Adj Amt	ISTD Response	ISTD Amount	Date/Time		File
40780.14	17356.79	200.0000	0.0607	2.0000	11/8/2019	06:47 AM	GEDIT.RS

Level : 3

Area	Height	Vol Adj Amt	ISTD Response	ISTD Amount	Date/Time	File
75346.06	32288.44	400.0000	0.1078	4.0000	11/8/2019 06:47 AM	GEDIT.RS

Level : 4

Area	Height	Vol Adj Amt	ISTD Response	ISTD Amount	Date/Time	File
107501.22	45448.14	600.0000	0.1554	6.0000	11/8/2019 06:47 AM	GEDIT.RS

Level : 5

Area	Height	Vol Adj Amt	ISTD Response	ISTD Amount	Date/Time	File
138674.85	57858.77	800.0000	0.1926	8.0000	11/8/2019 06:47 AM	GEDIT.RS

Level : 6

Area	Height	Vol Adj Amt	ISTD Response	ISTD Amount	Date/Time	File
166937.76	68749.25	1000.0000	0.2393	10.0000	11/8/2019 06:46 AM	GEDIT.RS

Level : 7

Area	Height	Vol Adj Amt	ISTD Response	ISTD Amount	Date/Time	File
193920.73	81190.80	1200.0000	0.2772	12.0000	11/8/2019 06:46 AM	GEDIT.RS

Component: 1016-5

Level : 0.5

Area	Height	Vol Adj Amt	ISTD Response	ISTD Amount	Date/Time	File
11541.28	5843.19	50.0000	0.0162	0.5000	11/8/2019 06:47 AM	GEDIT.RS

Level : 1

Area	Height	Vol Adj Amt	ISTD Response	ISTD Amount	Date/Time	File
28464.72	12049.05	100.0000	0.0403	1.0000	11/8/2019 06:47 AM	GEDIT.RS

Level : 2

Area	Height	Vol Adj Amt	ISTD Response	ISTD Amount	Date/Time	File
51859.21	21556.16	200.0000	0.0772	2.0000	11/8/2019 06:47 AM	GEDIT.RS

Level : 3

Area	Height	Vol Adj Amt	ISTD Response	ISTD Amount	Date/Time	File
96646.24	39951.02	400.0000	0.1383	4.0000	11/8/2019 06:47 AM	GEDIT.RS

Level : 4

Area	Height	Vol Adj Amt	ISTD Response	ISTD Amount	Date/Time	File
139765.41	57498.76	600.0000	0.2020	6.0000	11/8/2019 06:47 AM	GEDIT.RS

Level : 5

Area	Height	Vol Adj Amt	ISTD Response	ISTD Amount	Date/Time	File
181829.60	73942.72	800.0000	0.2525	8.0000	11/8/2019 06:47 AM	GEDIT.RS

Level : 6

Area	Height	Vol Adj Amt	ISTD Response	ISTD Amount	Date/Time		File
217319.51	87659.49	1000.0000	0.3115	10.0000	11/8/2019	06:46 AM	GEDIT.RS

Level : 7

Area	Height	Vol Adj Amt	ISTD Response	ISTD Amount	Date/Time		File
256284.59	102600.72	1200.0000	0.3664	12.0000	11/8/2019	06:46 AM	GEDIT.RS

Component: 1260-1

Level : 0.5

Area	Height	Vol Adj Amt	ISTD Response	ISTD Amount	Date/Time		File
31449.44	14041.57	50.0000	0.0441	0.5000	11/8/2019	06:47 AM	GEDIT.RS

Level : 1

Area	Height	Vol Adj Amt	ISTD Response	ISTD Amount	Date/Time		File
56411.52	24367.10	100.0000	0.0799	1.0000	11/8/2019	06:47 AM	GEDIT.RS

Level : 2

Area	Height	Vol Adj Amt	ISTD Response	ISTD Amount	Date/Time		File
100347.52	42292.36	200.0000	0.1493	2.0000	11/8/2019	06:47 AM	GEDIT.RS

Level : 3

Area	Height	Vol Adj Amt	ISTD Response	ISTD Amount	Date/Time		File
185280.88	75993.62	400.0000	0.2651	4.0000	11/8/2019	06:47 AM	GEDIT.RS

Level : 4

Area	Height	Vol Adj Amt	ISTD Response	ISTD Amount	Date/Time		File
267421.68	108980.18	600.0000	0.3865	6.0000	11/8/2019	06:47 AM	GEDIT.RS

Level : 5

Area	Height	Vol Adj Amt	ISTD Response	ISTD Amount	Date/Time		File
345286.08	138345.26	800.0000	0.4795	8.0000	11/8/2019	06:47 AM	GEDIT.RS

Level : 6

Area	Height	Vol Adj Amt	ISTD Response	ISTD Amount	Date/Time		File
407999.20	166556.17	1000.0000	0.5849	10.0000	11/8/2019	06:46 AM	GEDIT.RS

Level : 7

Area	Height	Vol Adj Amt	ISTD Response	ISTD Amount	Date/Time		File
479967.20	196833.92	1200.0000	0.6861	12.0000	11/8/2019	06:46 AM	GEDIT.RS

Component: 1260-2

Level : 0.5

Area	Height	Vol Adj Amt	ISTD Response	ISTD Amount	Date/Time		File
16867.04	6578.88	50.0000	0.0236	0.5000	11/8/2019	06:47 AM	GEDIT.RS

Level : 1

Area	Height	Vol Adj Amt	ISTD Response	ISTD Amount	Date/Time		File
32273.60	12183.80	100.0000	0.0457	1.0000	11/8/2019	06:47 AM	GEDIT.RS

Level : 2

Area	Height	Vol Adj Amt	ISTD Response	ISTD Amount	Date/Time		File
59123.04	21857.52	200.0000	0.0880	2.0000	11/8/2019	06:47 AM	GEDIT.RS

Level : 3

Area	Height	Vol Adj Amt	ISTD Response	ISTD Amount	Date/Time		File
113651.20	41790.91	400.0000	0.1626	4.0000	11/8/2019	06:47 AM	GEDIT.RS

Level : 4

Area	Height	Vol Adj Amt	ISTD Response	ISTD Amount	Date/Time		File
177416.50	62455.23	600.0000	0.2564	6.0000	11/8/2019	06:47 AM	GEDIT.RS

Level : 5

Area	Height	Vol Adj Amt	ISTD Response	ISTD Amount	Date/Time		File
232777.11	82156.46	800.0000	0.3233	8.0000	11/8/2019	06:47 AM	GEDIT.RS

Level : 6

Area	Height	Vol Adj Amt	ISTD Response	ISTD Amount	Date/Time		File
270850.88	97708.48	1000.0000	0.3883	10.0000	11/8/2019	06:46 AM	GEDIT.RS

Level : 7

Area	Height	Vol Adj Amt	ISTD Response	ISTD Amount	Date/Time		File
330551.67	115860.12	1200.0000	0.4725	12.0000	11/8/2019	06:46 AM	GEDIT.RS

Component: 1260-3

Level : 0.5

Area	Height	Vol Adj Amt	ISTD Response	ISTD Amount	Date/Time		File
29359.84	12789.87	50.0000	0.0412	0.5000	11/8/2019	06:47 AM	GEDIT.RS

Level : 1

Area	Height	Vol Adj Amt	ISTD Response	ISTD Amount	Date/Time		File
52781.21	22741.77	100.0000	0.0747	1.0000	11/8/2019	06:47 AM	GEDIT.RS

Level : 2

Area	Height	Vol Adj Amt	ISTD Response	ISTD Amount	Date/Time		File
95657.96	40810.68	200.0000	0.1423	2.0000	11/8/2019	06:47 AM	GEDIT.RS

Level : 3

Area	Height	Vol Adj Amt	ISTD Response	ISTD Amount	Date/Time		File
185138.88	74706.03	400.0000	0.2649	4.0000	11/8/2019	06:47 AM	GEDIT.RS

Level : 4

Area	Height	Vol Adj Amt	ISTD Response	ISTD Amount	Date/Time		File
260743.20	108755.15	600.0000	0.3769	6.0000	11/8/2019	06:47 AM	GEDIT.RS

Level : 5

Area	Height	Vol Adj Amt	ISTD Response	ISTD Amount	Date/Time		File
358239.54	144704.25	800.0000	0.4975	8.0000	11/8/2019	06:47 AM	GEDIT.RS

Level : 6

Area	Height	Vol Adj Amt	ISTD Response	ISTD Amount	Date/Time		File
428575.12	172741.66	1000.0000	0.6144	10.0000	11/8/2019	06:46 AM	GEDIT.RS

Level : 7

Area	Height	Vol Adj Amt	ISTD Response	ISTD Amount	Date/Time		File
506128.59	201047.44	1200.0000	0.7235	12.0000	11/8/2019	06:46 AM	GEDIT.RS

Component: 1260-4

Level : 0.5

Area	Height	Vol Adj Amt	ISTD Response	ISTD Amount	Date/Time		File
12843.84	6211.87	50.0000	0.0180	0.5000	11/8/2019	06:47 AM	GEDIT.RS

Level : 1

Area	Height	Vol Adj Amt	ISTD Response	ISTD Amount	Date/Time		File
24793.83	11458.81	100.0000	0.0351	1.0000	11/8/2019	06:47 AM	GEDIT.RS

Level : 2

Area	Height	Vol Adj Amt	ISTD Response	ISTD Amount	Date/Time		File
48815.64	21612.37	200.0000	0.0726	2.0000	11/8/2019	06:47 AM	GEDIT.RS

Level : 3

Area	Height	Vol Adj Amt	ISTD Response	ISTD Amount	Date/Time		File
98908.26	41300.15	400.0000	0.1415	4.0000	11/8/2019	06:47 AM	GEDIT.RS

Level : 4

Area	Height	Vol Adj Amt	ISTD Response	ISTD Amount	Date/Time		File
144625.28	61012.57	600.0000	0.2090	6.0000	11/8/2019	06:47 AM	GEDIT.RS

Level : 5

Area	Height	Vol Adj Amt	ISTD Response	ISTD Amount	Date/Time		File
199465.89	81052.25	800.0000	0.2770	8.0000	11/8/2019	06:47 AM	GEDIT.RS

Level : 6

Area	Height	Vol Adj Amt	ISTD Response	ISTD Amount	Date/Time		File
241184.60	95641.22	1000.0000	0.3457	10.0000	11/8/2019	06:46 AM	GEDIT.RS

Level : 7

Area	Height	Vol Adj Amt	ISTD Response	ISTD Amount	Date/Time		File
286932.86	114547.20	1200.0000	0.4102	12.0000	11/8/2019	06:46 AM	GEDIT.RS

Component: 1260-5

Level : 0.5

Area	Height	Vol Adj Amt	ISTD Response	ISTD Amount	Date/Time		File
13789.04	6159.97	50.0000	0.0193	0.5000	11/8/2019	06:47 AM	GEDIT.RS

Level : 1

Area	Height	Vol Adj Amt	ISTD Response	ISTD Amount	Date/Time		File
24465.92	10853.59	100.0000	0.0346	1.0000	11/8/2019	06:47 AM	GEDIT.RS

Level : 2

Area	Height	Vol Adj Amt	ISTD Response	ISTD Amount	Date/Time		File
44084.32	19746.91	200.0000	0.0656	2.0000	11/8/2019	06:47 AM	GEDIT.RS

Level : 3

Area	Height	Vol Adj Amt	ISTD Response	ISTD Amount	Date/Time		File
83170.47	36312.35	400.0000	0.1190	4.0000	11/8/2019	06:47 AM	GEDIT.RS

Level : 4

Area	Height	Vol Adj Amt	ISTD Response	ISTD Amount	Date/Time		File
124108.45	53307.66	600.0000	0.1794	6.0000	11/8/2019	06:47 AM	GEDIT.RS

Level : 5

Area	Height	Vol Adj Amt	ISTD Response	ISTD Amount	Date/Time		File
161389.04	69498.95	800.0000	0.2241	8.0000	11/8/2019	06:47 AM	GEDIT.RS

Level : 6

Area	Height	Vol Adj Amt	ISTD Response	ISTD Amount	Date/Time		File
193278.41	83228.59	1000.0000	0.2771	10.0000	11/8/2019	06:46 AM	GEDIT.RS

Level : 7

Area	Height	Vol Adj Amt	ISTD Response	ISTD Amount	Date/Time		File
229514.93	97662.84	1200.0000	0.3281	12.0000	11/8/2019	06:46 AM	GEDIT.RS

Component: DCBP SURR

Level : 0.5

Area	Height	Vol Adj Amt	ISTD Response	ISTD Amount	Date/Time		File
121887.52	50723.79	10.0000	0.1709	0.1000	11/8/2019	06:47 AM	GEDIT.RS

Level : 1

Area	Height	Vol Adj Amt	ISTD Response	ISTD Amount	Date/Time		File
208778.80	85485.59	20.0000	0.2956	0.2000	11/8/2019	06:47 AM	GEDIT.RS

Level : 2

Area	Height	Vol Adj Amt	ISTD Response	ISTD Amount	Date/Time		File
375714.08	151252.86	40.0000	0.5590	0.4000	11/8/2019	06:47 AM	GEDIT.RS

Level : 3

Area	Height	Vol Adj Amt	ISTD Response	ISTD Amount	Date/Time		File
558105.76	217653.80	60.0000	0.7986	0.6000	11/8/2019	06:47 AM	GEDIT.RS

Level : 4

Area	Height	Vol Adj Amt	ISTD Response	ISTD Amount	Date/Time		File
776995.52	305451.22	80.0000	1.1231	0.8000	11/8/2019	06:47 AM	GEDIT.RS

Level : 5

Area	Height	Vol Adj Amt	ISTD Response	ISTD Amount	Date/Time		File
901684.96	355042.28	100.0000	1.2523	1.0000	11/8/2019	06:47 AM	GEDIT.RS

Level : 6

Area	Height	Vol Adj Amt	ISTD Response	ISTD Amount	Date/Time		File
1045718.08	405309.33	120.0000	1.4990	1.2000	11/8/2019	06:46 AM	GEDIT.RS

Level : 7

Area	Height	Vol Adj Amt	ISTD Response	ISTD Amount	Date/Time		File
1217213.12	465918.90	140.0000	1.7401	1.4000	11/8/2019	06:46 AM	GEDIT.RS

Turbochrom Method File : E:\TC2019\ECD24\11-NOV\PC1107BI.MTH
Created by : AM on : 11/8/2019 06:38 AM
Edited by : MH/KCA on : 11/8/2019 06:44 AM
Description :

Number of Times Edited : 1
Number of Times Calibrated : 5229

Instrument Conditions :
Au-8 PCBs

Instrument Control Method:
Instrument name : AUTO_ECD24

Interface Parameters :
Delay Time : 0.00 min.
Run Time : 18.00 min.
Sampling Rate : 6.2500 pts/s
Interface Type : 9092
Analog Voltage Input : 1000 mV
Data will be collected from both channels

Timed Events:
There are no timed events in the method

Real Time Plot Parameters :
Channel A -- Pages: 1 Offset: 0.000 mV Scale: 1000.000 mV
Channel B -- Pages: 1 Offset: 0.000 mV Scale: 1000.000 mV

Processing Parameters :
Bunch Factor : 1 points
Noise Threshold : 25 µV
Area Threshold : 81.00 µV

Peak Separation Criteria
Width Ratio : 0.200
Valley-to-Peak Ratio : 0.010

Exponential Skim Criteria
Peak Height Ratio : 5.000
Adjusted Height Ratio : 4.000
Valley Height Ratio : 3.000

Baseline Timed Events :
Event #1 - -P at 0.058
Event #2 - +P at 3.142
Event #3 - -P at 3.375
Event #4 - +P at 4.878
Event #5 - -P at 5.215
Event #6 - +P at 5.690
Event #7 - -P at 9.629
Event #8 - +P at 10.887
Event #9 - -P at 11.426

Event #10 - +P at 11.661
Event #11 - -P at 14.428
Event #12 - +P at 16.144
Event #13 - -P at 16.422

Annotated Replot Parameters :
No replot will be printed

Report Format files :
No report format files given

User Programs :
No user programs will be executed

Global Information :
Default Sample Volume : 1.000 ul
Quantitation Units :
Void Time : 0.000 min
Correct amounts during calibration : NO
Reject outliers during calibration : NO
An Internal Standard calibration will be used
Unknown peaks will be quantitated using a response factor of 1.000000

Component Information :
Int Std
Component Type : Single Peak Component
Retention Time : 3.194 min Search Window: 1.00 s, 1.00 %
Reference Component:
Find peak closest to expected RT in window
Internal Standard :
Use Average Calibration Factor (Area ratio / Amount ratio)
User Values:
Label :
Value 1: 0.000000
Value 2: 0.000000
Value 3: 0.000000
Value 4: 0.000000
Value 5: 0.000000
Calibration Levels:

Level Name	Amount	Area	Height	ISTD Resp.	ISTD Amt.	# Replicates
0.5	100.0000	580554.88	249335.42	1.0000	1.0000	1
1	100.0000	578531.04	244804.53	1.0000	1.0000	1
2	100.0000	551974.64	232639.07	1.0000	1.0000	1
3	100.0000	573632.16	245864.50	1.0000	1.0000	1
4	100.0000	570924.02	247602.90	1.0000	1.0000	1
5	100.0000	588916.00	253272.14	1.0000	1.0000	1
6	100.0000	567381.44	244840.00	1.0000	1.0000	1
7	100.0000	567357.13	243316.25	1.0000	1.0000	1

Average Calibration Factor = 1.000000 (%RSD = 0.00)

TCMX SURR
Component Type : Single Peak Component
Retention Time : 5.051 min Search Window: 3.50 s, 1.00 %
Reference Component:
Find peak closest to expected RT in window
Internal Standard : Int Std
Use Average Calibration Factor (Area ratio / Amount ratio)

User Values:
Label :
Value 1: 0.000000
Value 2: 0.000000
Value 3: 0.000000
Value 4: 0.000000
Value 5: 0.000000
Calibration Levels:

Level Name	Amount	Area	Height	ISTD Resp.	ISTD Amt.	# Replicates
0.5	10.0000	90789.28	40646.19	0.1564	0.1000	1
1	20.0000	156663.52	68137.47	0.2708	0.2000	1
2	40.0000	271039.84	115176.57	0.4910	0.4000	1
3	60.0000	411831.52	175757.90	0.7179	0.6000	1
4	80.0000	562647.20	241090.16	0.9855	0.8000	1
5	100.0000	663662.80	279799.21	1.1269	1.0000	1
6	120.0000	765242.72	322669.72	1.3487	1.2000	1
7	140.0000	866804.80	365615.13	1.5278	1.4000	1

Average Calibration Factor = 1.239498 (%RSD = 12.51)

1016-1
Component Type : Single Peak Component
Retention Time : 6.194 min Search Window: 1.00 s, 1.00 %
Reference Component:
Find peak closest to expected RT in window
Internal Standard : Int Std
Use Average Calibration Factor (Area ratio / Amount ratio)
User Values:
Label :
Value 1: 0.000000
Value 2: 0.000000
Value 3: 0.000000
Value 4: 0.000000
Value 5: 0.000000
Calibration Levels:

Level Name	Amount	Area	Height	ISTD Resp.	ISTD Amt.	# Replicates
0.5	50.0000	12693.76	4836.95	0.0219	0.5000	1
1	100.0000	21600.00	8461.46	0.0373	1.0000	1
2	200.0000	36537.76	14296.71	0.0662	2.0000	1
3	400.0000	67736.80	26484.50	0.1181	4.0000	1
4	600.0000	97257.12	38650.67	0.1704	6.0000	1
5	800.0000	126852.24	49543.63	0.2154	8.0000	1
6	1000.0000	152002.96	58769.87	0.2679	10.0000	1
7	1200.0000	175516.64	67918.45	0.3094	12.0000	1

Average Calibration Factor = 0.031446 (%RSD = 19.95)

1016-2
Component Type : Single Peak Component
Retention Time : 7.004 min Search Window: 1.00 s, 1.00 %
Reference Component: 1016-1
Find peak closest to expected RT in window
Internal Standard : Int Std
Use Average Calibration Factor (Area ratio / Amount ratio)
User Values:
Label :
Value 1: 0.000000
Value 2: 0.000000
Value 3: 0.000000
Value 4: 0.000000
Value 5: 0.000000
Calibration Levels:

Level Name	Amount	Area	Height	ISTD Resp.	ISTD Amt.	# Replicates
0.5	50.0000	19986.08	5726.70	0.0344	0.5000	1
1	100.0000	34156.72	9878.62	0.0590	1.0000	1
2	200.0000	59289.60	17377.17	0.1074	2.0000	1
3	400.0000	112875.16	32436.54	0.1968	4.0000	1
4	600.0000	157512.33	45212.07	0.2759	6.0000	1
5	800.0000	203097.90	58463.51	0.3449	8.0000	1
6	1000.0000	240749.60	69202.66	0.4243	10.0000	1
7	1200.0000	281779.57	80484.45	0.4967	12.0000	1

Average Calibration Factor = 0.050463 (%RSD = 19.02)

1016-3

Component Type : Single Peak Component
Retention Time : 7.937 min Search Window: 1.00 s, 1.00 %
Reference Component: 1016-1
Find peak closest to expected RT in window
Internal Standard : Int Std
Use Average Calibration Factor (Area ratio / Amount ratio)
User Values:
Label :
Value 1: 0.000000
Value 2: 0.000000
Value 3: 0.000000
Value 4: 0.000000
Value 5: 0.000000
Calibration Levels:

Level Name	Amount	Area	Height	ISTD Resp.	ISTD Amt.	# Replicates
1	100.0000	77924.06	23686.63	0.1347	1.0000	1
2	200.0000	130596.90	39980.55	0.2366	2.0000	1
3	400.0000	235625.49	71993.70	0.4108	4.0000	1
4	600.0000	340599.27	102225.73	0.5966	6.0000	1
5	800.0000	436263.25	131241.38	0.7408	8.0000	1
6	1000.0000	520250.47	154703.56	0.9169	10.0000	1
7	1200.0000	609225.50	180557.88	1.0738	12.0000	1

Average Calibration Factor = 0.104127 (%RSD = 15.98)

1016-4

Component Type : Single Peak Component
Retention Time : 8.132 min Search Window: 1.00 s, 1.00 %
Reference Component: 1016-1
Find peak closest to expected RT in window
Internal Standard : Int Std
Use Average Calibration Factor (Area ratio / Amount ratio)
User Values:
Label :
Value 1: 0.000000
Value 2: 0.000000
Value 3: 0.000000
Value 4: 0.000000
Value 5: 0.000000
Calibration Levels:

Level Name	Amount	Area	Height	ISTD Resp.	ISTD Amt.	# Replicates
1	100.0000	31778.10	10916.54	0.0549	1.0000	1
2	200.0000	54835.28	19029.86	0.0993	2.0000	1
3	400.0000	100975.36	34319.69	0.1760	4.0000	1
4	600.0000	151441.20	49989.18	0.2653	6.0000	1
5	800.0000	190829.04	63713.86	0.3240	8.0000	1
6	1000.0000	232548.14	75044.92	0.4099	10.0000	1
7	1200.0000	271239.92	88176.64	0.4781	12.0000	1

Average Calibration Factor = 0.044878 (%RSD = 12.37)

1016-5

Component Type : Single Peak Component
Retention Time : 8.398 min Search Window: 1.00 s, 1.00 %
Reference Component: 1016-1
Find peak closest to expected RT in window
Internal Standard : Int Std
Use Average Calibration Factor (Area ratio / Amount ratio)
User Values:
Label :
Value 1: 0.000000
Value 2: 0.000000
Value 3: 0.000000
Value 4: 0.000000
Value 5: 0.000000
Calibration Levels:

Level Name	Amount	Area	Height	ISTD Resp.	ISTD Amt.	# Replicates
0.5	50.0000	11780.64	5009.84	0.0203	0.5000	1
1	100.0000	20559.18	8689.43	0.0355	1.0000	1
2	200.0000	35140.42	15363.94	0.0637	2.0000	1
3	400.0000	67771.79	28887.05	0.1181	4.0000	1
4	600.0000	105924.21	43011.10	0.1855	6.0000	1
5	800.0000	131614.54	55899.92	0.2235	8.0000	1
6	1000.0000	164909.12	66370.61	0.2906	10.0000	1
7	1200.0000	189957.15	78038.93	0.3348	12.0000	1

Average Calibration Factor = 0.031664 (%RSD = 13.84)

1260-1

Component Type : Single Peak Component
Retention Time : 11.356 min Search Window: 0.50 s, 0.50 %
Reference Component:
Find peak closest to expected RT in window
Internal Standard : Int Std
Use Average Calibration Factor (Area ratio / Amount ratio)
User Values:
Label :
Value 1: 0.000000
Value 2: 0.000000
Value 3: 0.000000
Value 4: 0.000000
Value 5: 0.000000
Calibration Levels:

Level Name	Amount	Area	Height	ISTD Resp.	ISTD Amt.	# Replicates
1	100.0000	41618.24	16806.90	0.0719	1.0000	1
2	200.0000	72162.32	29626.95	0.1307	2.0000	1
3	400.0000	127862.00	52473.51	0.2229	4.0000	1
4	600.0000	183247.52	73649.64	0.3210	6.0000	1
5	800.0000	234221.60	94889.96	0.3977	8.0000	1
6	1000.0000	277655.84	109754.69	0.4894	10.0000	1
7	1200.0000	322358.32	130232.97	0.5682	12.0000	1

Average Calibration Factor = 0.056075 (%RSD = 16.48)

1260-2

Component Type : Single Peak Component
Retention Time : 11.709 min Search Window: 0.50 s, 0.50 %
Reference Component: 1260-1
Find peak closest to expected RT in window
Internal Standard : Int Std
Use Average Calibration Factor (Area ratio / Amount ratio)
User Values:

Label :
Value 1: 0.000000
Value 2: 0.000000
Value 3: 0.000000
Value 4: 0.000000
Value 5: 0.000000

Calibration Levels:

Level Name	Amount	Area	Height	ISTD Resp.	ISTD Amt.	# Replicates
0.5	50.0000	28931.52	12455.18	0.0498	0.5000	1
1	100.0000	53742.24	21845.55	0.0929	1.0000	1
2	200.0000	95198.32	38394.14	0.1725	2.0000	1
3	400.0000	173507.84	68137.47	0.3025	4.0000	1
4	600.0000	244329.11	99669.35	0.4280	6.0000	1
5	800.0000	322996.80	128608.36	0.5485	8.0000	1
6	1000.0000	385637.44	151367.83	0.6797	10.0000	1
7	1200.0000	450037.12	177989.65	0.7932	12.0000	1

Average Calibration Factor = 0.078546 (%RSD = 16.24)

1260-3

Component Type : Single Peak Component
Retention Time : 12.514 min Search Window: 0.50 s, 0.50 %
Reference Component: 1260-1
Find peak closest to expected RT in window
Internal Standard : Int Std
Use Average Calibration Factor (Area ratio / Amount ratio)
User Values:
Label :
Value 1: 0.000000
Value 2: 0.000000
Value 3: 0.000000
Value 4: 0.000000
Value 5: 0.000000

Calibration Levels:

Level Name	Amount	Area	Height	ISTD Resp.	ISTD Amt.	# Replicates
0.5	50.0000	29913.53	11837.10	0.0515	0.5000	1
1	100.0000	51460.08	20536.47	0.0889	1.0000	1
2	200.0000	91813.30	35732.76	0.1663	2.0000	1
3	400.0000	166509.42	65432.75	0.2903	4.0000	1
4	600.0000	247247.47	95879.74	0.4331	6.0000	1
5	800.0000	316840.96	121545.67	0.5380	8.0000	1
6	1000.0000	382382.40	145725.53	0.6739	10.0000	1
7	1200.0000	451551.69	173485.69	0.7959	12.0000	1

Average Calibration Factor = 0.077610 (%RSD = 16.88)

1260-4

Component Type : Single Peak Component
Retention Time : 12.618 min Search Window: 0.50 s, 0.70 %
Reference Component: 1260-1
Find peak closest to expected RT in window
Internal Standard : Int Std
Use Average Calibration Factor (Area ratio / Amount ratio)
User Values:
Label :
Value 1: 0.000000
Value 2: 0.000000
Value 3: 0.000000
Value 4: 0.000000
Value 5: 0.000000

Calibration Levels:

Level Name	Amount	Area	Height	ISTD Resp.	ISTD Amt.	# Replicates

0.5	50.0000	16070.63	6058.18	0.0277	0.5000	1
1	100.0000	27282.61	10470.51	0.0472	1.0000	1
2	200.0000	48461.58	18968.59	0.0878	2.0000	1
3	400.0000	89110.54	34698.03	0.1553	4.0000	1
4	600.0000	135952.18	51394.17	0.2381	6.0000	1
5	800.0000	171438.97	65919.53	0.2911	8.0000	1
6	1000.0000	211699.02	79878.68	0.3731	10.0000	1
7	1200.0000	251565.77	93916.03	0.4434	12.0000	1

Average Calibration Factor = 0.041949 (%RSD = 15.69)

1260-5

Component Type : Single Peak Component
Retention Time : 13.076 min Search Window: 0.50 s, 0.70 %
Reference Component: 1260-1
Find peak closest to expected RT in window
Internal Standard : Int Std
Use Average Calibration Factor (Area ratio / Amount ratio)
User Values:
Label :
Value 1: 0.000000
Value 2: 0.000000
Value 3: 0.000000
Value 4: 0.000000
Value 5: 0.000000
Calibration Levels:

Level Name	Amount	Area	Height	ISTD Resp.	ISTD Amt.	# Replicates
0.5	50.0000	26954.49	9266.15	0.0464	0.5000	1
1	100.0000	48582.40	16493.64	0.0840	1.0000	1
2	200.0000	83543.84	29068.71	0.1514	2.0000	1
3	400.0000	153114.31	53176.29	0.2669	4.0000	1
4	600.0000	224697.90	77279.47	0.3936	6.0000	1
5	800.0000	290802.33	99280.94	0.4938	8.0000	1
6	1000.0000	347003.68	119071.31	0.6116	10.0000	1
7	1200.0000	410570.32	142470.41	0.7237	12.0000	1

Average Calibration Factor = 0.071003 (%RSD = 16.94)

DCBP SURR

Component Type : Single Peak Component
Retention Time : 16.278 min Search Window: 1.00 s, 1.00 %
Reference Component:
Find peak closest to expected RT in window
Internal Standard : Int Std
Use Average Calibration Factor (Area ratio / Amount ratio)
User Values:
Label :
Value 1: 0.000000
Value 2: 0.000000
Value 3: 0.000000
Value 4: 0.000000
Value 5: 0.000000
Calibration Levels:

Level Name	Amount	Area	Height	ISTD Resp.	ISTD Amt.	# Replicates
0.5	10.0000	109578.33	41723.64	0.1887	0.1000	1
1	20.0000	179516.49	69620.86	0.3103	0.2000	1
2	40.0000	319516.70	122303.25	0.5789	0.4000	1
3	60.0000	472539.29	180743.93	0.8238	0.6000	1
4	80.0000	654007.99	246965.89	1.1455	0.8000	1
5	100.0000	767979.59	298855.31	1.3041	1.0000	1
6	120.0000	894643.33	341858.17	1.5768	1.2000	1
7	140.0000	1029482.27	390565.74	1.8145	1.4000	1

Average Calibration Factor = 1.450638 (%RSD = 13.57)

Calibration Replicate Lists:

Component: Int Std

Level : 0.5

Area	Height	Vol Adj Amt	ISTD Response	ISTD Amount	Date/Time	File
580554.88	249335.42	100.0000	1.0000	1.0000	11/8/2019 06:44 AM	GEDIT.RS

Level : 1

Area	Height	Vol Adj Amt	ISTD Response	ISTD Amount	Date/Time	File
578531.04	244804.53	100.0000	1.0000	1.0000	11/8/2019 06:44 AM	GEDIT.RS

Level : 2

Area	Height	Vol Adj Amt	ISTD Response	ISTD Amount	Date/Time	File
551974.64	232639.07	100.0000	1.0000	1.0000	11/8/2019 06:44 AM	GEDIT.RS

Level : 3

Area	Height	Vol Adj Amt	ISTD Response	ISTD Amount	Date/Time	File
573632.16	245864.50	100.0000	1.0000	1.0000	11/8/2019 06:44 AM	GEDIT.RS

Level : 4

Area	Height	Vol Adj Amt	ISTD Response	ISTD Amount	Date/Time	File
570924.02	247602.90	100.0000	1.0000	1.0000	11/8/2019 06:44 AM	GEDIT.RS

Level : 5

Area	Height	Vol Adj Amt	ISTD Response	ISTD Amount	Date/Time	File
588916.00	253272.14	100.0000	1.0000	1.0000	11/8/2019 06:44 AM	GEDIT.RS

Level : 6

Area	Height	Vol Adj Amt	ISTD Response	ISTD Amount	Date/Time	File
567381.44	244840.00	100.0000	1.0000	1.0000	11/8/2019 06:44 AM	GEDIT.RS

Level : 7

Area	Height	Vol Adj Amt	ISTD Response	ISTD Amount	Date/Time	File
567357.13	243316.25	100.0000	1.0000	1.0000	11/8/2019 06:44 AM	GEDIT.RS

Component: TCMX SURR

Level : 0.5

Area	Height	Vol Adj Amt	ISTD Response	ISTD Amount	Date/Time	File
90789.28	40646.19	10.0000	0.1564	0.1000	11/8/2019 06:44 AM	GEDIT.RS

Level : 1

Area	Height	Vol Adj Amt	ISTD Response	ISTD Amount	Date/Time	File
156663.52	68137.47	20.0000	0.2708	0.2000	11/8/2019 06:44 AM	GEDIT.RS

Level : 2

Area	Height	Vol Adj Amt	ISTD Response	ISTD Amount	Date/Time		File
271039.84	115176.57	40.0000	0.4910	0.4000	11/8/2019	06:44 AM	GEDIT.RS

Level : 3

Area	Height	Vol Adj Amt	ISTD Response	ISTD Amount	Date/Time		File
411831.52	175757.90	60.0000	0.7179	0.6000	11/8/2019	06:44 AM	GEDIT.RS

Level : 4

Area	Height	Vol Adj Amt	ISTD Response	ISTD Amount	Date/Time		File
562647.20	241090.16	80.0000	0.9855	0.8000	11/8/2019	06:44 AM	GEDIT.RS

Level : 5

Area	Height	Vol Adj Amt	ISTD Response	ISTD Amount	Date/Time		File
663662.80	279799.21	100.0000	1.1269	1.0000	11/8/2019	06:44 AM	GEDIT.RS

Level : 6

Area	Height	Vol Adj Amt	ISTD Response	ISTD Amount	Date/Time		File
765242.72	322669.72	120.0000	1.3487	1.2000	11/8/2019	06:44 AM	GEDIT.RS

Level : 7

Area	Height	Vol Adj Amt	ISTD Response	ISTD Amount	Date/Time		File
866804.80	365615.13	140.0000	1.5278	1.4000	11/8/2019	06:44 AM	GEDIT.RS

Component: 1016-1

Level : 0.5

Area	Height	Vol Adj Amt	ISTD Response	ISTD Amount	Date/Time		File
12693.76	4836.95	50.0000	0.0219	0.5000	11/8/2019	06:44 AM	GEDIT.RS

Level : 1

Area	Height	Vol Adj Amt	ISTD Response	ISTD Amount	Date/Time		File
21600.00	8461.46	100.0000	0.0373	1.0000	11/8/2019	06:44 AM	GEDIT.RS

Level : 2

Area	Height	Vol Adj Amt	ISTD Response	ISTD Amount	Date/Time		File
36537.76	14296.71	200.0000	0.0662	2.0000	11/8/2019	06:44 AM	GEDIT.RS

Level : 3

Area	Height	Vol Adj Amt	ISTD Response	ISTD Amount	Date/Time		File
67736.80	26484.50	400.0000	0.1181	4.0000	11/8/2019	06:44 AM	GEDIT.RS

Level : 4

Area	Height	Vol Adj Amt	ISTD Response	ISTD Amount	Date/Time		File
97257.12	38650.67	600.0000	0.1704	6.0000	11/8/2019	06:44 AM	GEDIT.RS

Level : 5

Area	Height	Vol Adj Amt	ISTD Response	ISTD Amount	Date/Time		File
126852.24	49543.63	800.0000	0.2154	8.0000	11/8/2019	06:44 AM	GEDIT.RS

Level : 6

Area	Height	Vol Adj Amt	ISTD Response	ISTD Amount	Date/Time		File
152002.96	58769.87	1000.0000	0.2679	10.0000	11/8/2019	06:44 AM	GEDIT.RS

Level : 7

Area	Height	Vol Adj Amt	ISTD Response	ISTD Amount	Date/Time		File
175516.64	67918.45	1200.0000	0.3094	12.0000	11/8/2019	06:44 AM	GEDIT.RS

Component: 1016-2

Level : 0.5

Area	Height	Vol Adj Amt	ISTD Response	ISTD Amount	Date/Time		File
19986.08	5726.70	50.0000	0.0344	0.5000	11/8/2019	06:44 AM	GEDIT.RS

Level : 1

Area	Height	Vol Adj Amt	ISTD Response	ISTD Amount	Date/Time		File
34156.72	9878.62	100.0000	0.0590	1.0000	11/8/2019	06:44 AM	GEDIT.RS

Level : 2

Area	Height	Vol Adj Amt	ISTD Response	ISTD Amount	Date/Time		File
59289.60	17377.17	200.0000	0.1074	2.0000	11/8/2019	06:44 AM	GEDIT.RS

Level : 3

Area	Height	Vol Adj Amt	ISTD Response	ISTD Amount	Date/Time		File
112875.16	32436.54	400.0000	0.1968	4.0000	11/8/2019	06:44 AM	GEDIT.RS

Level : 4

Area	Height	Vol Adj Amt	ISTD Response	ISTD Amount	Date/Time		File
157512.33	45212.07	600.0000	0.2759	6.0000	11/8/2019	06:44 AM	GEDIT.RS

Level : 5

Area	Height	Vol Adj Amt	ISTD Response	ISTD Amount	Date/Time		File
203097.90	58463.51	800.0000	0.3449	8.0000	11/8/2019	06:44 AM	GEDIT.RS

Level : 6

Area	Height	Vol Adj Amt	ISTD Response	ISTD Amount	Date/Time		File
240749.60	69202.66	1000.0000	0.4243	10.0000	11/8/2019	06:44 AM	GEDIT.RS

Level : 7

Area	Height	Vol Adj Amt	ISTD Response	ISTD Amount	Date/Time		File
281779.57	80484.45	1200.0000	0.4967	12.0000	11/8/2019	06:44 AM	GEDIT.RS

Component: 1016-3

Level : 1

Area	Height	Vol Adj Amt	ISTD Response	ISTD Amount	Date/Time	File
77924.06	23686.63	100.0000	0.1347	1.0000	11/8/2019 06:44 AM	GEDIT.RS

Level : 2

Area	Height	Vol Adj Amt	ISTD Response	ISTD Amount	Date/Time	File
130596.90	39980.55	200.0000	0.2366	2.0000	11/8/2019 06:44 AM	GEDIT.RS

Level : 3

Area	Height	Vol Adj Amt	ISTD Response	ISTD Amount	Date/Time	File
235625.49	71993.70	400.0000	0.4108	4.0000	11/8/2019 06:44 AM	GEDIT.RS

Level : 4

Area	Height	Vol Adj Amt	ISTD Response	ISTD Amount	Date/Time	File
340599.27	102225.73	600.0000	0.5966	6.0000	11/8/2019 06:44 AM	GEDIT.RS

Level : 5

Area	Height	Vol Adj Amt	ISTD Response	ISTD Amount	Date/Time	File
436263.25	131241.38	800.0000	0.7408	8.0000	11/8/2019 06:44 AM	GEDIT.RS

Level : 6

Area	Height	Vol Adj Amt	ISTD Response	ISTD Amount	Date/Time	File
520250.47	154703.56	1000.0000	0.9169	10.0000	11/8/2019 06:44 AM	GEDIT.RS

Level : 7

Area	Height	Vol Adj Amt	ISTD Response	ISTD Amount	Date/Time	File
609225.50	180557.88	1200.0000	1.0738	12.0000	11/8/2019 06:44 AM	GEDIT.RS

Component: 1016-4

Level : 1

Area	Height	Vol Adj Amt	ISTD Response	ISTD Amount	Date/Time	File
31778.10	10916.54	100.0000	0.0549	1.0000	11/8/2019 06:44 AM	GEDIT.RS

Level : 2

Area	Height	Vol Adj Amt	ISTD Response	ISTD Amount	Date/Time	File
54835.28	19029.86	200.0000	0.0993	2.0000	11/8/2019 06:44 AM	GEDIT.RS

Level : 3

Area	Height	Vol Adj Amt	ISTD Response	ISTD Amount	Date/Time	File
100975.36	34319.69	400.0000	0.1760	4.0000	11/8/2019 06:44 AM	GEDIT.RS

Level : 4

Area	Height	Vol Adj Amt	ISTD Response	ISTD Amount	Date/Time		File
151441.20	49989.18	600.0000	0.2653	6.0000	11/8/2019	06:44 AM	GEDIT.RS

Level : 5

Area	Height	Vol Adj Amt	ISTD Response	ISTD Amount	Date/Time		File
190829.04	63713.86	800.0000	0.3240	8.0000	11/8/2019	06:44 AM	GEDIT.RS

Level : 6

Area	Height	Vol Adj Amt	ISTD Response	ISTD Amount	Date/Time		File
232548.14	75044.92	1000.0000	0.4099	10.0000	11/8/2019	06:44 AM	GEDIT.RS

Level : 7

Area	Height	Vol Adj Amt	ISTD Response	ISTD Amount	Date/Time		File
271239.92	88176.64	1200.0000	0.4781	12.0000	11/8/2019	06:44 AM	GEDIT.RS

Component: 1016-5

Level : 0.5

Area	Height	Vol Adj Amt	ISTD Response	ISTD Amount	Date/Time		File
11780.64	5009.84	50.0000	0.0203	0.5000	11/8/2019	06:44 AM	GEDIT.RS

Level : 1

Area	Height	Vol Adj Amt	ISTD Response	ISTD Amount	Date/Time		File
20559.18	8689.43	100.0000	0.0355	1.0000	11/8/2019	06:44 AM	GEDIT.RS

Level : 2

Area	Height	Vol Adj Amt	ISTD Response	ISTD Amount	Date/Time		File
35140.42	15363.94	200.0000	0.0637	2.0000	11/8/2019	06:44 AM	GEDIT.RS

Level : 3

Area	Height	Vol Adj Amt	ISTD Response	ISTD Amount	Date/Time		File
67771.79	28887.05	400.0000	0.1181	4.0000	11/8/2019	06:44 AM	GEDIT.RS

Level : 4

Area	Height	Vol Adj Amt	ISTD Response	ISTD Amount	Date/Time		File
105924.21	43011.10	600.0000	0.1855	6.0000	11/8/2019	06:44 AM	GEDIT.RS

Level : 5

Area	Height	Vol Adj Amt	ISTD Response	ISTD Amount	Date/Time		File
131614.54	55899.92	800.0000	0.2235	8.0000	11/8/2019	06:44 AM	GEDIT.RS

Level : 6

Area	Height	Vol Adj Amt	ISTD Response	ISTD Amount	Date/Time		File
164909.12	66370.61	1000.0000	0.2906	10.0000	11/8/2019	06:44 AM	GEDIT.RS

Level : 7

Area	Height	Vol Adj Amt	ISTD Response	ISTD Amount	Date/Time		File
189957.15	78038.93	1200.0000	0.3348	12.0000	11/8/2019	06:44 AM	GEDIT.RS

Component: 1260-1

Level : 1

Area	Height	Vol Adj Amt	ISTD Response	ISTD Amount	Date/Time		File
41618.24	16806.90	100.0000	0.0719	1.0000	11/8/2019	06:44 AM	GEDIT.RS

Level : 2

Area	Height	Vol Adj Amt	ISTD Response	ISTD Amount	Date/Time		File
72162.32	29626.95	200.0000	0.1307	2.0000	11/8/2019	06:44 AM	GEDIT.RS

Level : 3

Area	Height	Vol Adj Amt	ISTD Response	ISTD Amount	Date/Time		File
127862.00	52473.51	400.0000	0.2229	4.0000	11/8/2019	06:44 AM	GEDIT.RS

Level : 4

Area	Height	Vol Adj Amt	ISTD Response	ISTD Amount	Date/Time		File
183247.52	73649.64	600.0000	0.3210	6.0000	11/8/2019	06:44 AM	GEDIT.RS

Level : 5

Area	Height	Vol Adj Amt	ISTD Response	ISTD Amount	Date/Time		File
234221.60	94889.96	800.0000	0.3977	8.0000	11/8/2019	06:44 AM	GEDIT.RS

Level : 6

Area	Height	Vol Adj Amt	ISTD Response	ISTD Amount	Date/Time		File
277655.84	109754.69	1000.0000	0.4894	10.0000	11/8/2019	06:44 AM	GEDIT.RS

Level : 7

Area	Height	Vol Adj Amt	ISTD Response	ISTD Amount	Date/Time		File
322358.32	130232.97	1200.0000	0.5682	12.0000	11/8/2019	06:44 AM	GEDIT.RS

Component: 1260-2

Level : 0.5

Area	Height	Vol Adj Amt	ISTD Response	ISTD Amount	Date/Time		File
28931.52	12455.18	50.0000	0.0498	0.5000	11/8/2019	06:44 AM	GEDIT.RS

Level : 1

Area	Height	Vol Adj Amt	ISTD Response	ISTD Amount	Date/Time		File
53742.24	21845.55	100.0000	0.0929	1.0000	11/8/2019	06:44 AM	GEDIT.RS

Level : 2

Area	Height	Vol Adj Amt	ISTD Response	ISTD Amount	Date/Time		File

95198.32	38394.14	200.0000	0.1725	2.0000	11/8/2019	06:44 AM	GEDIT.RS

Level : 3

Area	Height	Vol Adj Amt	ISTD Response	ISTD Amount	Date/Time		File
173507.84	68137.47	400.0000	0.3025	4.0000	11/8/2019	06:44 AM	GEDIT.RS

Level : 4

Area	Height	Vol Adj Amt	ISTD Response	ISTD Amount	Date/Time		File
244329.11	99669.35	600.0000	0.4280	6.0000	11/8/2019	06:44 AM	GEDIT.RS

Level : 5

Area	Height	Vol Adj Amt	ISTD Response	ISTD Amount	Date/Time		File
322996.80	128608.36	800.0000	0.5485	8.0000	11/8/2019	06:44 AM	GEDIT.RS

Level : 6

Area	Height	Vol Adj Amt	ISTD Response	ISTD Amount	Date/Time		File
385637.44	151367.83	1000.0000	0.6797	10.0000	11/8/2019	06:44 AM	GEDIT.RS

Level : 7

Area	Height	Vol Adj Amt	ISTD Response	ISTD Amount	Date/Time		File
450037.12	177989.65	1200.0000	0.7932	12.0000	11/8/2019	06:44 AM	GEDIT.RS

Component: 1260-3

Level : 0.5

Area	Height	Vol Adj Amt	ISTD Response	ISTD Amount	Date/Time		File
29913.53	11837.10	50.0000	0.0515	0.5000	11/8/2019	06:44 AM	GEDIT.RS

Level : 1

Area	Height	Vol Adj Amt	ISTD Response	ISTD Amount	Date/Time		File
51460.08	20536.47	100.0000	0.0889	1.0000	11/8/2019	06:44 AM	GEDIT.RS

Level : 2

Area	Height	Vol Adj Amt	ISTD Response	ISTD Amount	Date/Time		File
91813.30	35732.76	200.0000	0.1663	2.0000	11/8/2019	06:44 AM	GEDIT.RS

Level : 3

Area	Height	Vol Adj Amt	ISTD Response	ISTD Amount	Date/Time		File
166509.42	65432.75	400.0000	0.2903	4.0000	11/8/2019	06:44 AM	GEDIT.RS

Level : 4

Area	Height	Vol Adj Amt	ISTD Response	ISTD Amount	Date/Time		File
247247.47	95879.74	600.0000	0.4331	6.0000	11/8/2019	06:44 AM	GEDIT.RS

Level : 5

Area	Height	Vol Adj Amt	ISTD Response	ISTD Amount	Date/Time		File

316840.96	121545.67	800.0000	0.5380	8.0000	11/8/2019	06:44 AM	GEDIT.RS

Level : 6

Area	Height	Vol Adj Amt	ISTD Response	ISTD Amount	Date/Time		File
382382.40	145725.53	1000.0000	0.6739	10.0000	11/8/2019	06:44 AM	GEDIT.RS

Level : 7

Area	Height	Vol Adj Amt	ISTD Response	ISTD Amount	Date/Time		File
451551.69	173485.69	1200.0000	0.7959	12.0000	11/8/2019	06:44 AM	GEDIT.RS

Component: 1260-4

Level : 0.5

Area	Height	Vol Adj Amt	ISTD Response	ISTD Amount	Date/Time		File
16070.63	6058.18	50.0000	0.0277	0.5000	11/8/2019	06:44 AM	GEDIT.RS

Level : 1

Area	Height	Vol Adj Amt	ISTD Response	ISTD Amount	Date/Time		File
27282.61	10470.51	100.0000	0.0472	1.0000	11/8/2019	06:44 AM	GEDIT.RS

Level : 2

Area	Height	Vol Adj Amt	ISTD Response	ISTD Amount	Date/Time		File
48461.58	18968.59	200.0000	0.0878	2.0000	11/8/2019	06:44 AM	GEDIT.RS

Level : 3

Area	Height	Vol Adj Amt	ISTD Response	ISTD Amount	Date/Time		File
89110.54	34698.03	400.0000	0.1553	4.0000	11/8/2019	06:44 AM	GEDIT.RS

Level : 4

Area	Height	Vol Adj Amt	ISTD Response	ISTD Amount	Date/Time		File
135952.18	51394.17	600.0000	0.2381	6.0000	11/8/2019	06:44 AM	GEDIT.RS

Level : 5

Area	Height	Vol Adj Amt	ISTD Response	ISTD Amount	Date/Time		File
171438.97	65919.53	800.0000	0.2911	8.0000	11/8/2019	06:44 AM	GEDIT.RS

Level : 6

Area	Height	Vol Adj Amt	ISTD Response	ISTD Amount	Date/Time		File
211699.02	79878.68	1000.0000	0.3731	10.0000	11/8/2019	06:44 AM	GEDIT.RS

Level : 7

Area	Height	Vol Adj Amt	ISTD Response	ISTD Amount	Date/Time		File
251565.77	93916.03	1200.0000	0.4434	12.0000	11/8/2019	06:44 AM	GEDIT.RS

Component: 1260-5

Level : 0.5

Area	Height	Vol Adj Amt	ISTD Response	ISTD Amount	Date/Time		File
26954.49	9266.15	50.0000	0.0464	0.5000	11/8/2019	06:44 AM	GEDIT.RS

Level : 1

Area	Height	Vol Adj Amt	ISTD Response	ISTD Amount	Date/Time		File
48582.40	16493.64	100.0000	0.0840	1.0000	11/8/2019	06:44 AM	GEDIT.RS

Level : 2

Area	Height	Vol Adj Amt	ISTD Response	ISTD Amount	Date/Time		File
83543.84	29068.71	200.0000	0.1514	2.0000	11/8/2019	06:44 AM	GEDIT.RS

Level : 3

Area	Height	Vol Adj Amt	ISTD Response	ISTD Amount	Date/Time		File
153114.31	53176.29	400.0000	0.2669	4.0000	11/8/2019	06:44 AM	GEDIT.RS

Level : 4

Area	Height	Vol Adj Amt	ISTD Response	ISTD Amount	Date/Time		File
224697.90	77279.47	600.0000	0.3936	6.0000	11/8/2019	06:44 AM	GEDIT.RS

Level : 5

Area	Height	Vol Adj Amt	ISTD Response	ISTD Amount	Date/Time		File
290802.33	99280.94	800.0000	0.4938	8.0000	11/8/2019	06:44 AM	GEDIT.RS

Level : 6

Area	Height	Vol Adj Amt	ISTD Response	ISTD Amount	Date/Time		File
347003.68	119071.31	1000.0000	0.6116	10.0000	11/8/2019	06:44 AM	GEDIT.RS

Level : 7

Area	Height	Vol Adj Amt	ISTD Response	ISTD Amount	Date/Time		File
410570.32	142470.41	1200.0000	0.7237	12.0000	11/8/2019	06:44 AM	GEDIT.RS

Component: DCBP SURR

Level : 0.5

Area	Height	Vol Adj Amt	ISTD Response	ISTD Amount	Date/Time		File
109578.33	41723.64	10.0000	0.1887	0.1000	11/8/2019	06:44 AM	GEDIT.RS

Level : 1

Area	Height	Vol Adj Amt	ISTD Response	ISTD Amount	Date/Time		File
179516.49	69620.86	20.0000	0.3103	0.2000	11/8/2019	06:44 AM	GEDIT.RS

Level : 2

Area	Height	Vol Adj Amt	ISTD Response	ISTD Amount	Date/Time		File
319516.30	122303.25	40.0000	0.5788	0.4000	11/8/2019	06:44 AM	GEDIT.RS

Level : 3

Area	Height	Vol Adj Amt	ISTD Response	ISTD Amount	Date/Time		File
472539.29	180743.93	60.0000	0.8238	0.6000	11/8/2019	06:44 AM	GEDIT.RS

Level : 4

Area	Height	Vol Adj Amt	ISTD Response	ISTD Amount	Date/Time		File
654007.99	246965.89	80.0000	1.1455	0.8000	11/8/2019	06:44 AM	GEDIT.RS

Level : 5

Area	Height	Vol Adj Amt	ISTD Response	ISTD Amount	Date/Time		File
767979.59	298855.31	100.0000	1.3041	1.0000	11/8/2019	06:44 AM	GEDIT.RS

Level : 6

Area	Height	Vol Adj Amt	ISTD Response	ISTD Amount	Date/Time		File
894643.33	341858.17	120.0000	1.5768	1.2000	11/8/2019	06:44 AM	GEDIT.RS

Level : 7

Area	Height	Vol Adj Amt	ISTD Response	ISTD Amount	Date/Time		File
1029482.27	390565.74	140.0000	1.8145	1.4000	11/8/2019	06:44 AM	GEDIT.RS

Client Id: Initial Calibration

Software Version: 4.1<1L22>
Date: 11/8/2019 06:49 AM
Sample Name : mix 1200;52m
Data File : E:\TC2019\ECD24\11-NOV\N07A030.RAW Date: 11/7/2019 06:58 PM
Sequence File: E:\TC2019\ECD24\11-NOV\PCB2.SEQ Cycle: 127 Channel : A
Instrument : AUTO_ECD24 Rack/Vial: 0/0 Operator:
Sample Amount : 1.0000 Dilution Factor : 1.00

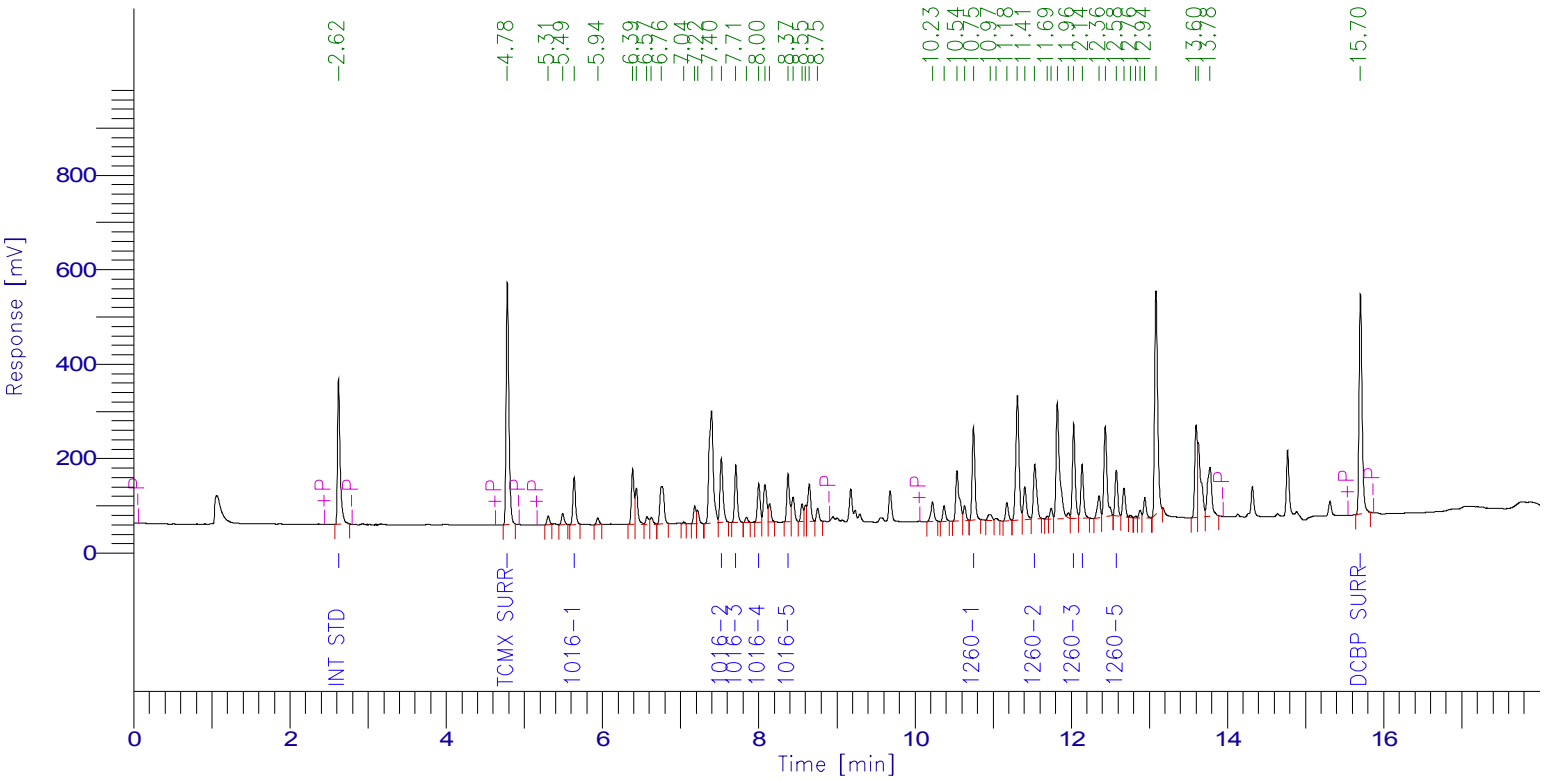

PCB Report

Time [min]	Component Name	Raw Amount	Area [µV·s]	Surrogate SM/WM	Surrogate QC / SL	Spike Rec Soils (%)	Spike Rec Water (%)
2.621	Int Std	100.0000	699510.40	250.0000	100.0000	40.0000	20.0000
4.782	TCMX SURR	122.4859	1222419.36	306.2147	122.4859	48.9944	24.4972
5.636	1016-1	1022.3960	237805.12	2555.9900	1022.3960	408.9584	204.4792
7.521	1016-2	1002.3456	356157.03	2505.8641	1002.3456	400.9383	200.4691
7.707	1016-3	1042.7360	293099.52	2606.8400	1042.7360	417.0944	208.5472
8.000	1016-4	1039.8534	193920.73	2599.6336	1039.8534	415.9414	207.9707
8.374	1016-5	1074.6899	256284.59	2686.7247	1074.6899	429.8759	214.9380
10.748	1260-1	999.8460	479967.20	2499.6149	999.8460	399.9384	199.9692
11.533	1260-2	1115.2285	330551.67	2788.0712	1115.2285	446.0914	223.0457
12.031	1260-3	1069.6025	506128.59	2674.0064	1069.6025	427.8410	213.9205
12.139	1260-4	1167.6579	286932.86	2919.1448	1167.6579	467.0632	233.5316
12.576	1260-5	1054.9647	229514.93	2637.4116	1054.9647	421.9859	210.9929
15.702	DCBP SURR	125.8276	1217213.12	314.5690	125.8276	50.3310	25.1655
		10937.6340	6309505.12				

Client Id: Initial Calibration

Software Version: 4.1<1L22>
Date: 11/8/2019 06:49 AM
Sample Name : mix 1200;52m
Data File : E:\TC2019\ECD24\11-NOV\N07B030.RAW Date: 11/7/2019 06:58 PM
Sequence File: E:\TC2019\ECD24\11-NOV\PCB2.SEQ Cycle: 127 Channel : B
Instrument : AUTO_ECD24 Rack/Vial: 0/0 Operator:
Sample Amount : 1.0000 Dilution Factor : 1.00

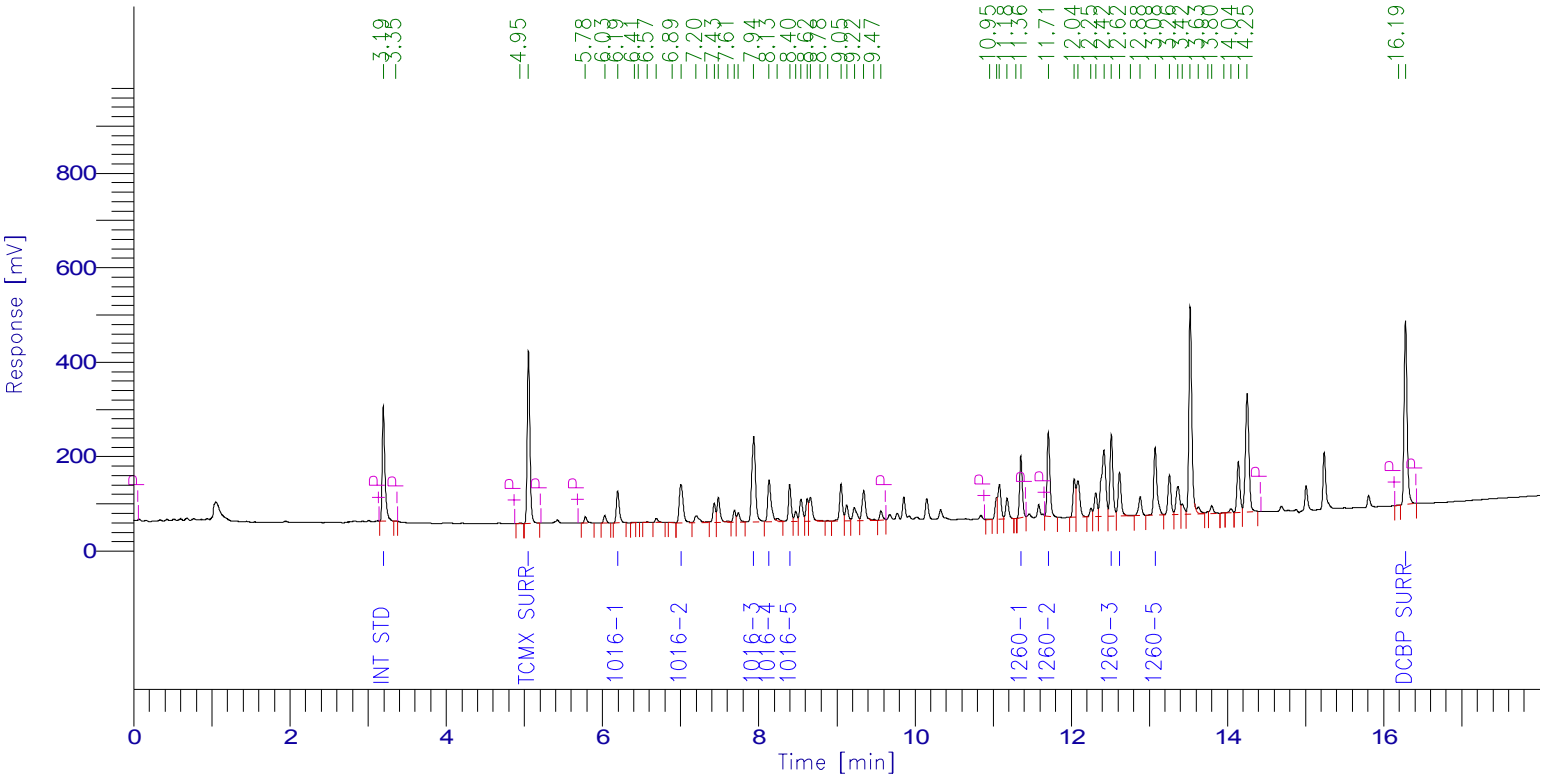

PCB Report

Time [min]	Component Name	Raw Amount	Area [µV·s]	Surrogate SM/WM	Surrogate QC / SL	Spike Rec Soils (%)	Spike Rec Water (%)
3.194	Int Std	100.0000	567357.13	250.0000	100.0000	40.0000	20.0000
5.052	TCMX SURR	123.2590	866804.80	308.1476	123.2590	49.3036	24.6518
6.193	1016-1	983.7654	175516.64	2459.4134	983.7654	393.5061	196.7531
7.003	1016-2	984.1980	281779.57	2460.4950	984.1980	393.6792	196.8396
7.937	1016-3	1031.2390	609225.50	2578.0976	1031.2390	412.4956	206.2478
8.132	1016-4	1065.2746	271239.92	2663.1866	1065.2746	426.1099	213.0549
8.397	1016-5	1057.3847	189957.15	2643.4618	1057.3847	422.9539	211.4769
11.355	1260-1	1013.2463	322358.32	2533.1158	1013.2463	405.2985	202.6493
11.708	1260-2	1009.8758	450037.12	2524.6896	1009.8758	403.9503	201.9752
12.514	1260-3	1025.4882	451551.69	2563.7206	1025.4882	410.1953	205.0976
12.619	1260-4	1056.9903	251565.77	2642.4759	1056.9903	422.7961	211.3981
13.075	1260-5	1019.1903	410570.32	2547.9758	1019.1903	407.6761	203.8381
16.279	DCBP SURR	125.0844	1029482.27	312.7111	125.0844	50.0338	25.0169
		10594.9963	5877446.21				

Client Id: Initial Calibration

Software Version: 4.1<1L22>
Date: 11/8/2019 06:49 AM
Sample Name : mix 1000;52n
Data File : E:\TC2019\ECD24\11-NOV\N07A031.RAW Date: 11/7/2019 07:21 PM
Sequence File: E:\TC2019\ECD24\11-NOV\PCB2.SEQ Cycle: 128 Channel : A
Instrument : AUTO_ECD24 Rack/Vial: 0/0 Operator:
Sample Amount : 1.0000 Dilution Factor : 1.00

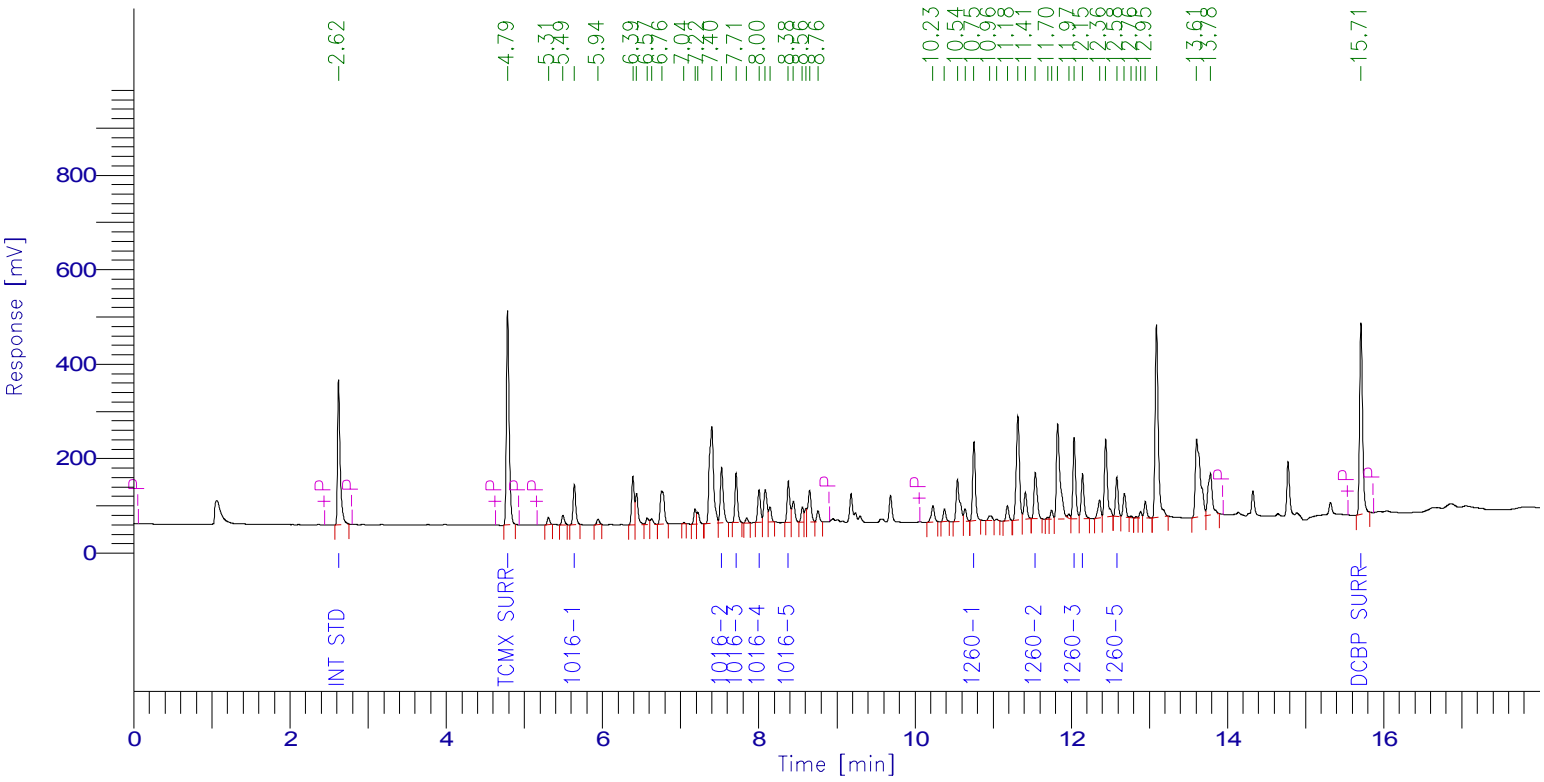

PCB Report

Time [min]	Component Name	Raw Amount	Area [µV·s]	Surrogate SM/WM	Surrogate QC / SL	Spike Rec Soils (%)	Spike Rec Water (%)
2.621	Int Std	100.0000	697600.64	250.0000	100.0000	40.0000	20.0000
4.785	TCMX SURR	108.2877	1077769.28	270.7191	108.2877	43.3151	21.6575
5.639	1016-1	885.4334	205385.92	2213.5836	885.4334	354.1734	177.0867
7.525	1016-2	855.0351	302984.65	2137.5876	855.0351	342.0140	171.0070
7.711	1016-3	883.3820	247629.28	2208.4551	883.3820	353.3528	176.6764
8.003	1016-4	897.6144	166937.76	2244.0359	897.6144	359.0457	179.5229
8.379	1016-5	913.7906	217319.51	2284.4765	913.7906	365.5162	182.7581
10.754	1260-1	852.2522	407999.20	2130.6306	852.2522	340.9009	170.4504
11.539	1260-2	916.3092	270850.88	2290.7730	916.3092	366.5237	183.2618
12.037	1260-3	908.1881	428575.12	2270.4703	908.1881	363.2752	181.6376
12.145	1260-4	984.1748	241184.60	2460.4369	984.1748	393.6699	196.8350
12.582	1260-5	890.8357	193278.41	2227.0892	890.8357	356.3343	178.1671
15.709	DCBP SURR	108.3955	1045718.08	270.9887	108.3955	43.3582	21.6791
		9303.6986	5503233.33				

Client Id: Initial Calibration

Software Version: 4.1<1L22>
Date: 11/8/2019 06:49 AM
Sample Name : mix 1000;52n
Data File : E:\TC2019\ECD24\11-NOV\N07B031.RAW Date: 11/7/2019 07:21 PM
Sequence File: E:\TC2019\ECD24\11-NOV\PCB2.SEQ Cycle: 128 Channel : B
Instrument : AUTO_ECD24 Rack/Vial: 0/0 Operator:
Sample Amount : 1.0000 Dilution Factor : 1.00

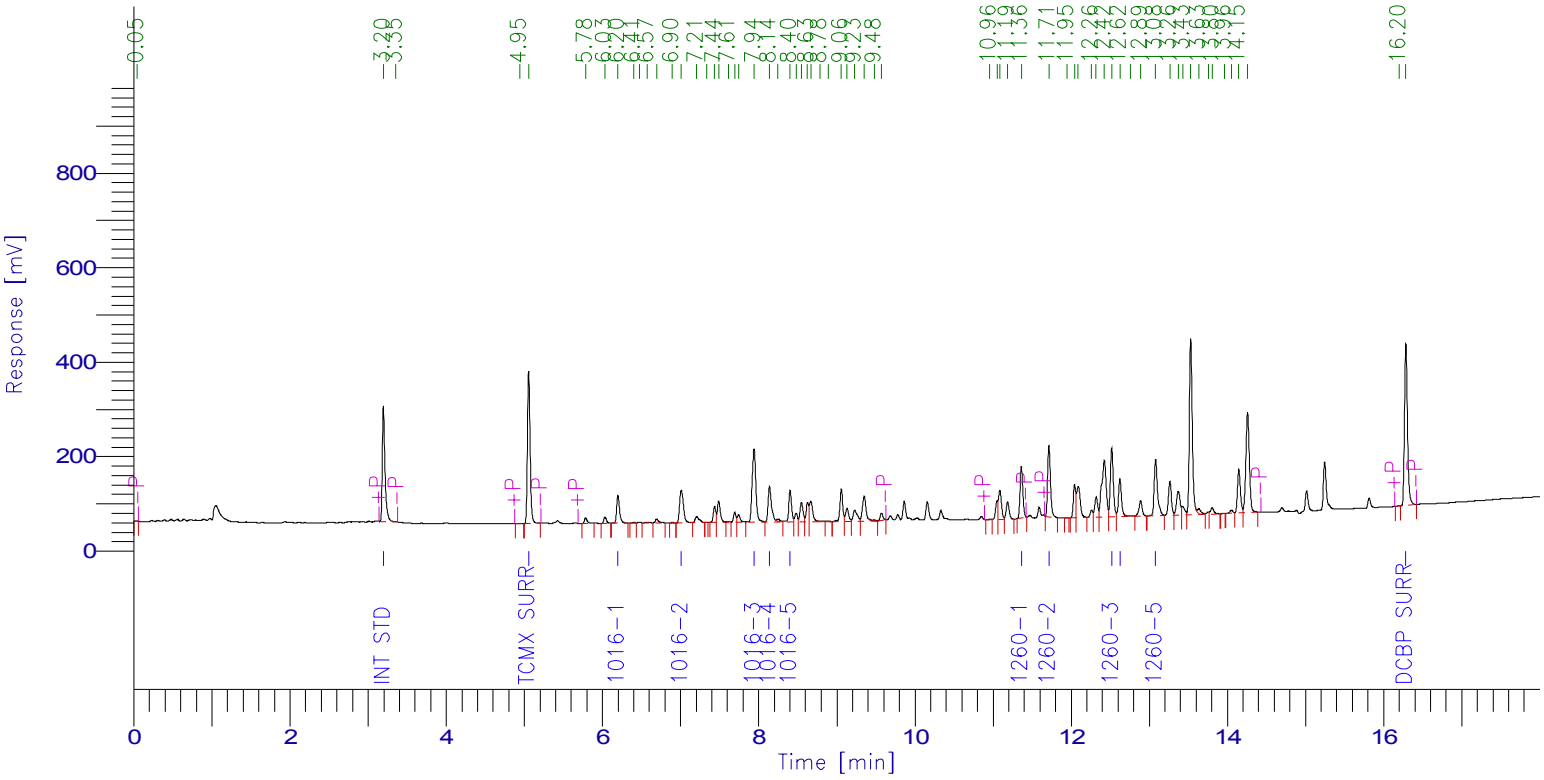

PCB Report

Time [min]	Component Name	Raw Amount	Area [µV·s]	Surrogate SM/WM	Surrogate QC / SL	Spike Rec Soils (%)	Spike Rec Water (%)
3.195	Int Std	100.0000	567381.44	250.0000	100.0000	40.0000	20.0000
5.054	TCMX SURR	108.8123	765242.72	272.0308	108.8123	43.5249	21.7625
6.197	1016-1	851.9354	152002.96	2129.8385	851.9354	340.7742	170.3871
7.006	1016-2	840.8527	240749.60	2102.1318	840.8527	336.3411	168.1705
7.941	1016-3	880.5928	520250.47	2201.4821	880.5928	352.2371	176.1186
8.137	1016-4	913.2764	232548.14	2283.1911	913.2764	365.3106	182.6553
8.402	1016-5	917.9171	164909.12	2294.7927	917.9171	367.1668	183.5834
11.361	1260-1	872.6988	277655.84	2181.7469	872.6988	349.0795	174.5398
11.714	1260-2	865.3269	385637.44	2163.3174	865.3269	346.1308	173.0654
12.519	1260-3	868.3654	382382.40	2170.9134	868.3654	347.3461	173.6731
12.623	1260-4	889.4462	211699.02	2223.6156	889.4462	355.7785	177.8892
13.081	1260-5	861.3571	347003.68	2153.3927	861.3571	344.5428	172.2714
16.283	DCBP SURR	108.6965	894643.33	271.7414	108.6965	43.4786	21.7393
		9079.2777	5142106.17				

Client Id: Initial Calibration

Software Version: 4.1<1L22>
Date: 11/8/2019 06:49 AM
Sample Name : mix 800;52o
Data File : E:\TC2019\ECD24\11-NOV\N07A032.RAW Date: 11/7/2019 07:45 PM
Sequence File: E:\TC2019\ECD24\11-NOV\PCB2.SEQ Cycle: 129 Channel : A
Instrument : AUTO_ECD24 Rack/Vial: 0/0 Operator:
Sample Amount : 1.0000 Dilution Factor : 1.00

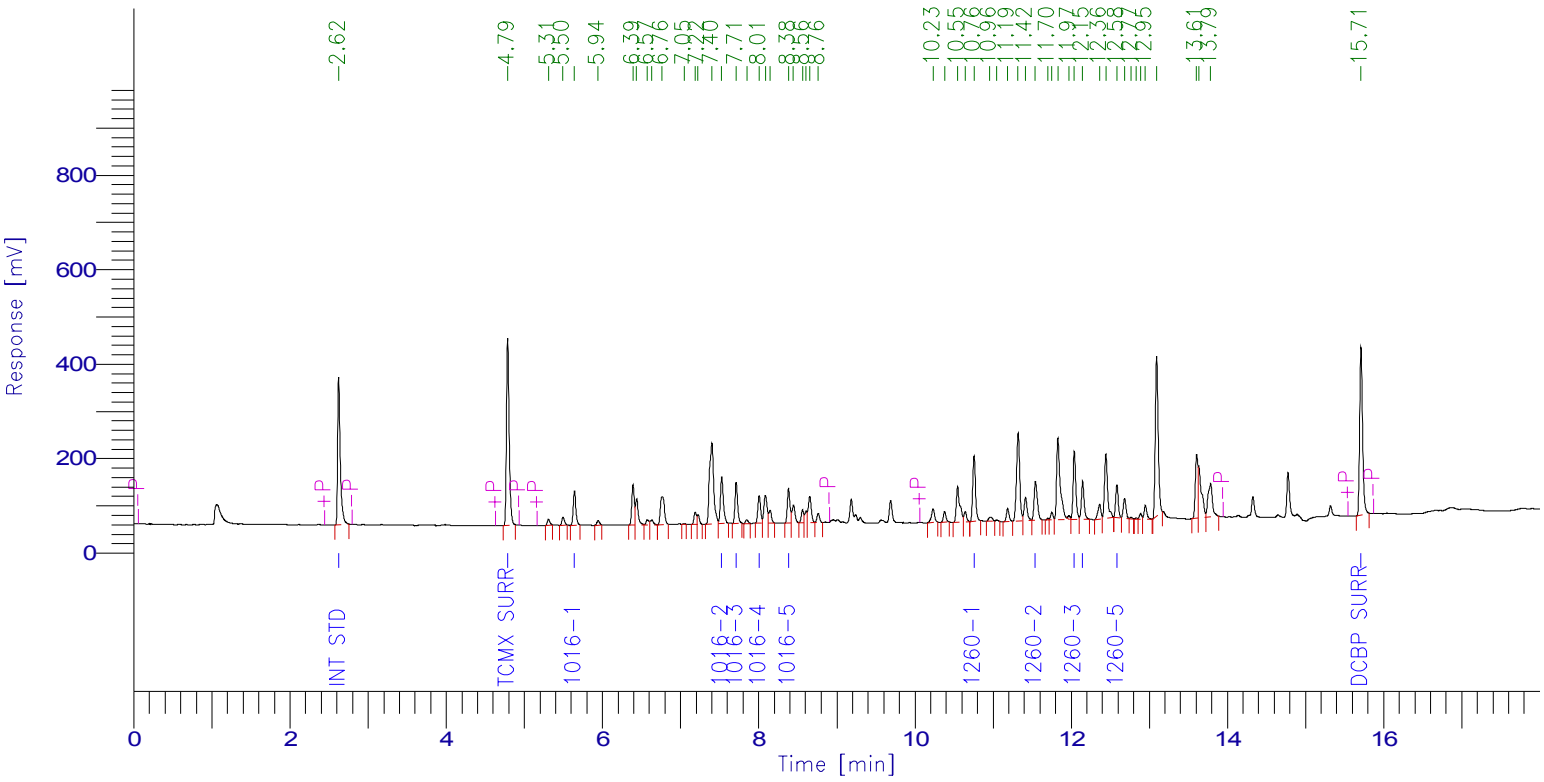

PCB Report

Time [min]	Component Name	Raw Amount	Area [µV·s]	Surrogate SM/WM	Surrogate QC / SL	Spike Rec Soils (%)	Spike Rec Water (%)
2.623	Int Std	100.0000	720025.68	250.0000	100.0000	40.0000	20.0000
4.786	TCMX SURR	90.7817	932580.24	226.9542	90.7817	36.3127	18.1563
5.641	1016-1	713.8382	170905.36	1784.5956	713.8382	285.5353	142.7676
7.526	1016-2	691.7842	253016.26	1729.4604	691.7842	276.7137	138.3568
7.711	1016-3	716.3965	207275.52	1790.9913	716.3965	286.5586	143.2793
8.005	1016-4	722.4234	138674.85	1806.0584	722.4234	288.9693	144.4847
8.381	1016-5	740.7496	181829.60	1851.8741	740.7496	296.2998	148.1499
10.755	1260-1	698.7902	345286.08	1746.9755	698.7902	279.5161	139.7580
11.541	1260-2	762.9762	232777.11	1907.4404	762.9762	305.1905	152.5952
12.039	1260-3	735.4976	358239.54	1838.7440	735.4976	294.1990	147.0995
12.146	1260-4	788.5880	199465.89	1971.4700	788.5880	315.4352	157.7176
12.584	1260-5	720.6878	161389.04	1801.7196	720.6878	288.2751	144.1376
15.709	DCBP SURR	90.5545	901684.96	226.3864	90.5545	36.2218	18.1109
		7573.0679	4803150.13				

Client Id: Initial Calibration

Software Version: 4.1<1L22>
Date: 11/8/2019 06:49 AM
Sample Name : mix 800;52o
Data File : E:\TC2019\ECD24\11-NOV\N07B032.RAW Date: 11/7/2019 07:45 PM
Sequence File: E:\TC2019\ECD24\11-NOV\PCB2.SEQ Cycle: 129 Channel : B
Instrument : AUTO_ECD24 Rack/Vial: 0/0 Operator:
Sample Amount : 1.0000 Dilution Factor : 1.00

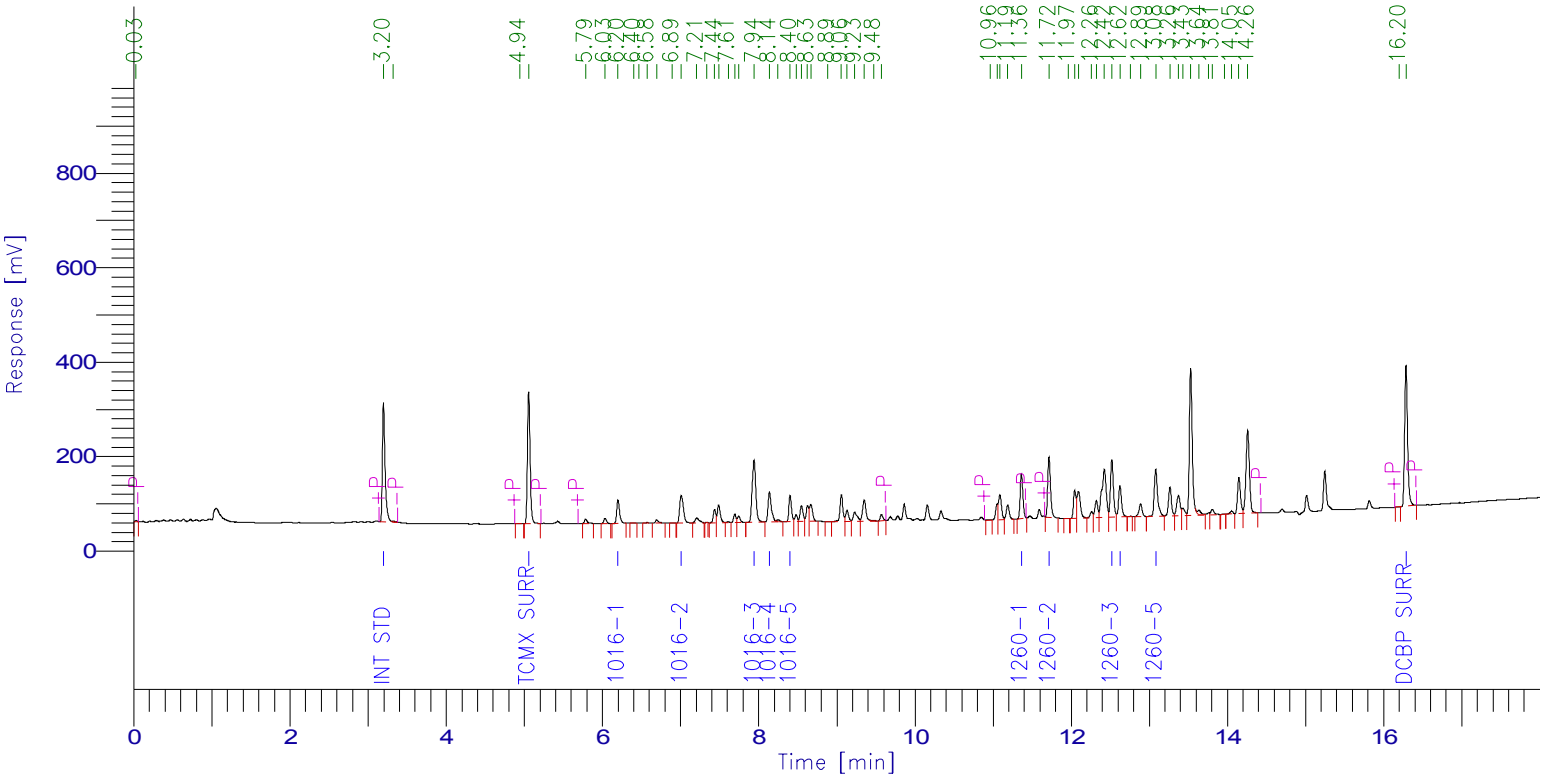

PCB Report

Time [min]	Component Name	Raw Amount	Area [µV·s]	Surrogate SM/WM	Surrogate QC / SL	Spike Rec Soils (%)	Spike Rec Water (%)
3.196	Int Std	100.0000	588916.00	250.0000	100.0000	40.0000	20.0000
5.054	TCMX SURR	90.9176	663662.80	227.2941	90.9176	36.3671	18.1835
6.197	1016-1	684.9747	126852.24	1712.4368	684.9747	273.9899	136.9949
7.006	1016-2	683.4104	203097.90	1708.5259	683.4104	273.3641	136.6821
7.941	1016-3	711.4315	436263.25	1778.5786	711.4315	284.5726	142.2863
8.136	1016-4	722.0306	190829.04	1805.0766	722.0306	288.8123	144.4061
8.401	1016-5	705.8045	131614.54	1764.5113	705.8045	282.3218	141.1609
11.362	1260-1	709.2613	234221.60	1773.1532	709.2613	283.7045	141.8523
11.716	1260-2	698.2662	322996.80	1745.6655	698.2662	279.3065	139.6532
12.520	1260-3	693.2146	316840.96	1733.0365	693.2146	277.2858	138.6429
12.624	1260-4	693.9564	171438.97	1734.8910	693.9564	277.5826	138.7913
13.082	1260-5	695.4546	290802.33	1738.6365	695.4546	278.1818	139.0909
16.285	DCBP SURR	89.8954	767979.59	224.7384	89.8954	35.9581	17.9791
		7278.6177	4445516.02				

Client Id: Initial Calibration

Software Version: 4.1<1L22>
Date: 11/8/2019 06:49 AM
Sample Name : mix 600;52y
Data File : E:\TC2019\ECD24\11-NOV\N07A033.RAW Date: 11/7/2019 08:08 PM
Sequence File: E:\TC2019\ECD24\11-NOV\PCB2.SEQ Cycle: 130 Channel : A
Instrument : AUTO_ECD24 Rack/Vial: 0/0 Operator:
Sample Amount : 1.0000 Dilution Factor : 1.00

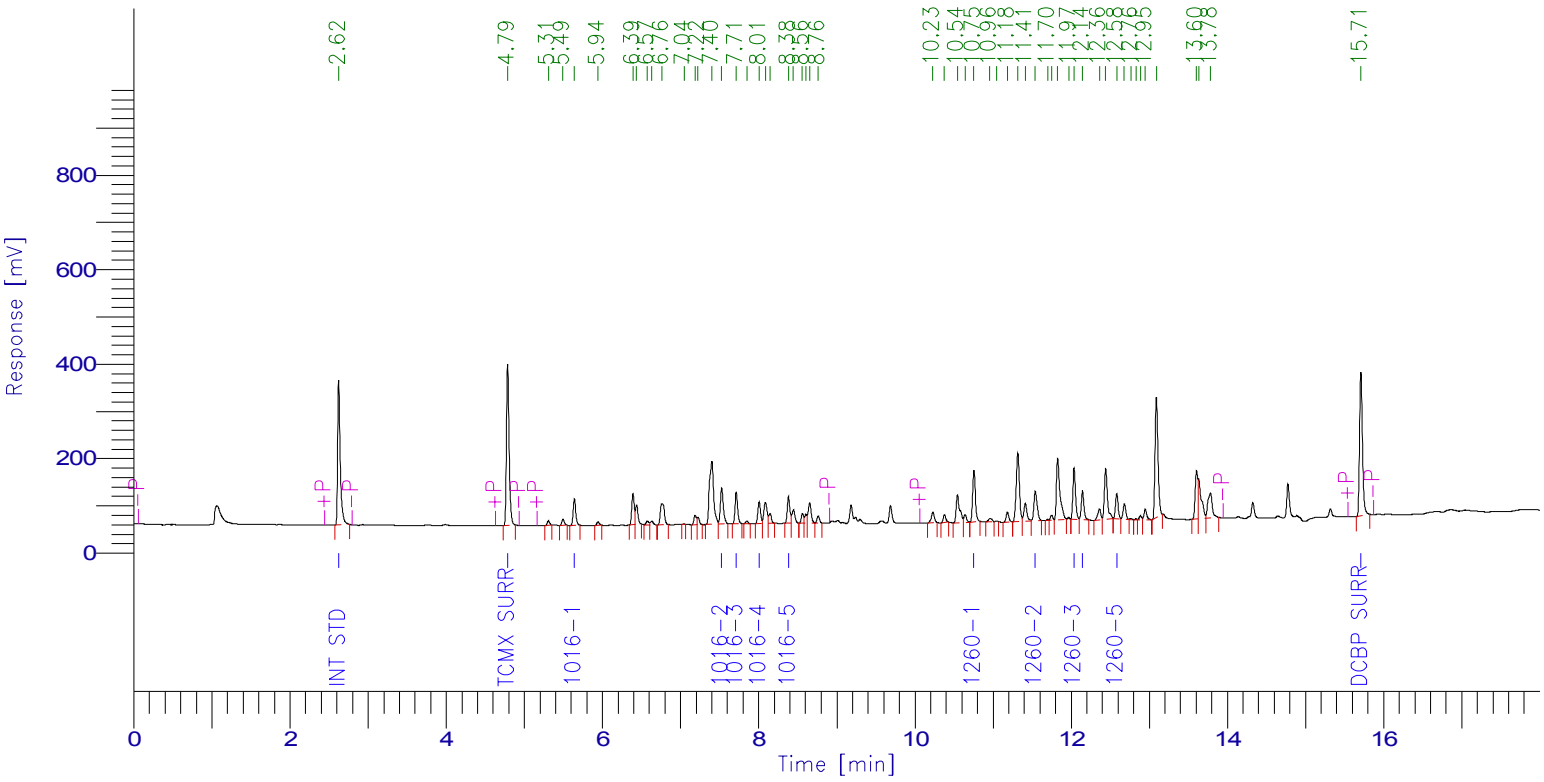

PCB Report

Time [min]	Component Name	Raw Amount	Area [µV·s]	Surrogate SM/WM	Surrogate QC / SL	Spike Rec Soils (%)	Spike Rec Water (%)
2.623	Int Std	100.0000	691851.76	250.0000	100.0000	40.0000	20.0000
4.786	TCMX SURR	80.2412	792045.84	200.6029	80.2412	32.0965	16.0482
5.639	1016-1	569.9435	131115.12	1424.8589	569.9435	227.9774	113.9887
7.525	1016-2	558.9665	196439.44	1397.4163	558.9665	223.5866	111.7933
7.712	1016-3	568.6597	158092.80	1421.6493	568.6597	227.4639	113.7319
8.005	1016-4	582.8307	107501.22	1457.0767	582.8307	233.1323	116.5661
8.380	1016-5	592.5725	139765.41	1481.4312	592.5725	237.0290	118.5145
10.754	1260-1	563.2475	267421.68	1408.1188	563.2475	225.2990	112.6495
11.539	1260-2	605.2010	177416.50	1513.0025	605.2010	242.0804	121.0402
12.036	1260-3	557.1289	260743.20	1392.8222	557.1289	222.8516	111.4258
12.144	1260-4	595.0599	144625.28	1487.6497	595.0599	238.0240	119.0120
12.581	1260-5	576.7790	124108.45	1441.9475	576.7790	230.7116	115.3558
15.708	DCBP SURR	81.2099	776995.52	203.0247	81.2099	32.4840	16.2420
		6031.8403	3968122.21				

Client Id: Initial Calibration

Software Version: 4.1<1L22>
Date: 11/8/2019 06:49 AM
Sample Name : mix 600;52y
Data File : E:\TC2019\ECD24\11-NOV\N07B033.RAW Date: 11/7/2019 08:08 PM
Sequence File: E:\TC2019\ECD24\11-NOV\PCB2.SEQ Cycle: 130 Channel : B
Instrument : AUTO_ECD24 Rack/Vial: 0/0 Operator:
Sample Amount : 1.0000 Dilution Factor : 1.00

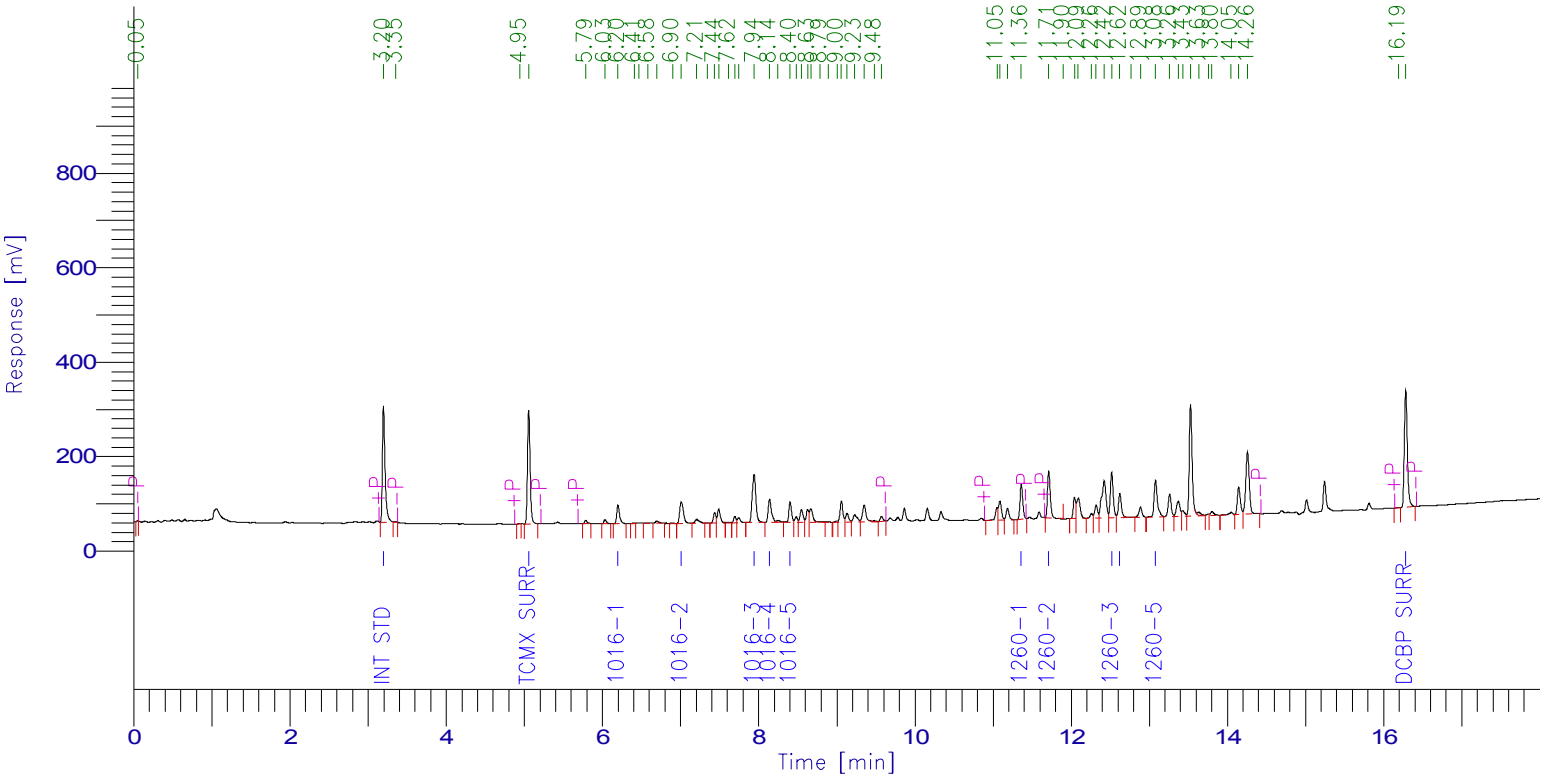

PCB Report

Time [min]	Component Name	Raw Amount	Area [µV·s]	Surrogate SM/WM	Surrogate QC / SL	Spike Rec Soils (%)	Spike Rec Water (%)
3.196	Int Std	100.0000	570924.02	250.0000	100.0000	40.0000	20.0000
5.055	TCMX SURR	79.5082	562647.20	198.7705	79.5082	31.8033	15.9016
6.197	1016-1	541.7175	97257.12	1354.2936	541.7175	216.6870	108.3435
7.007	1016-2	546.7210	157512.33	1366.8024	546.7210	218.6884	109.3442
7.942	1016-3	572.9321	340599.27	1432.3303	572.9321	229.1729	114.5864
8.137	1016-4	591.0582	151441.20	1477.6454	591.0582	236.4233	118.2116
8.402	1016-5	585.9369	105924.21	1464.8422	585.9369	234.3747	117.1874
11.361	1260-1	572.3906	183247.52	1430.9764	572.3906	228.9562	114.4781
11.712	1260-2	544.8451	244329.11	1362.1128	544.8451	217.9380	108.9690
12.518	1260-3	557.9988	247247.47	1394.9970	557.9988	223.1995	111.5998
12.622	1260-4	567.6542	135952.18	1419.1355	567.6542	227.0617	113.5308
13.079	1260-5	554.3001	224697.90	1385.7502	554.3001	221.7200	110.8600
16.282	DCBP SURR	78.9670	654007.99	197.4175	78.9670	31.5868	15.7934
		5894.0296	3675787.53				

Client Id: Initial Calibration

Software Version: 4.1<1L22>
Date: 11/8/2019 06:49 AM
Sample Name : mix 400;52q
Data File : E:\TC2019\ECD24\11-NOV\N07A034.RAW Date: 11/7/2019 08:32 PM
Sequence File: E:\TC2019\ECD24\11-NOV\PCB2.SEQ Cycle: 131 Channel : A
Instrument : AUTO_ECD24 Rack/Vial: 0/0 Operator:
Sample Amount : 1.0000 Dilution Factor : 1.00

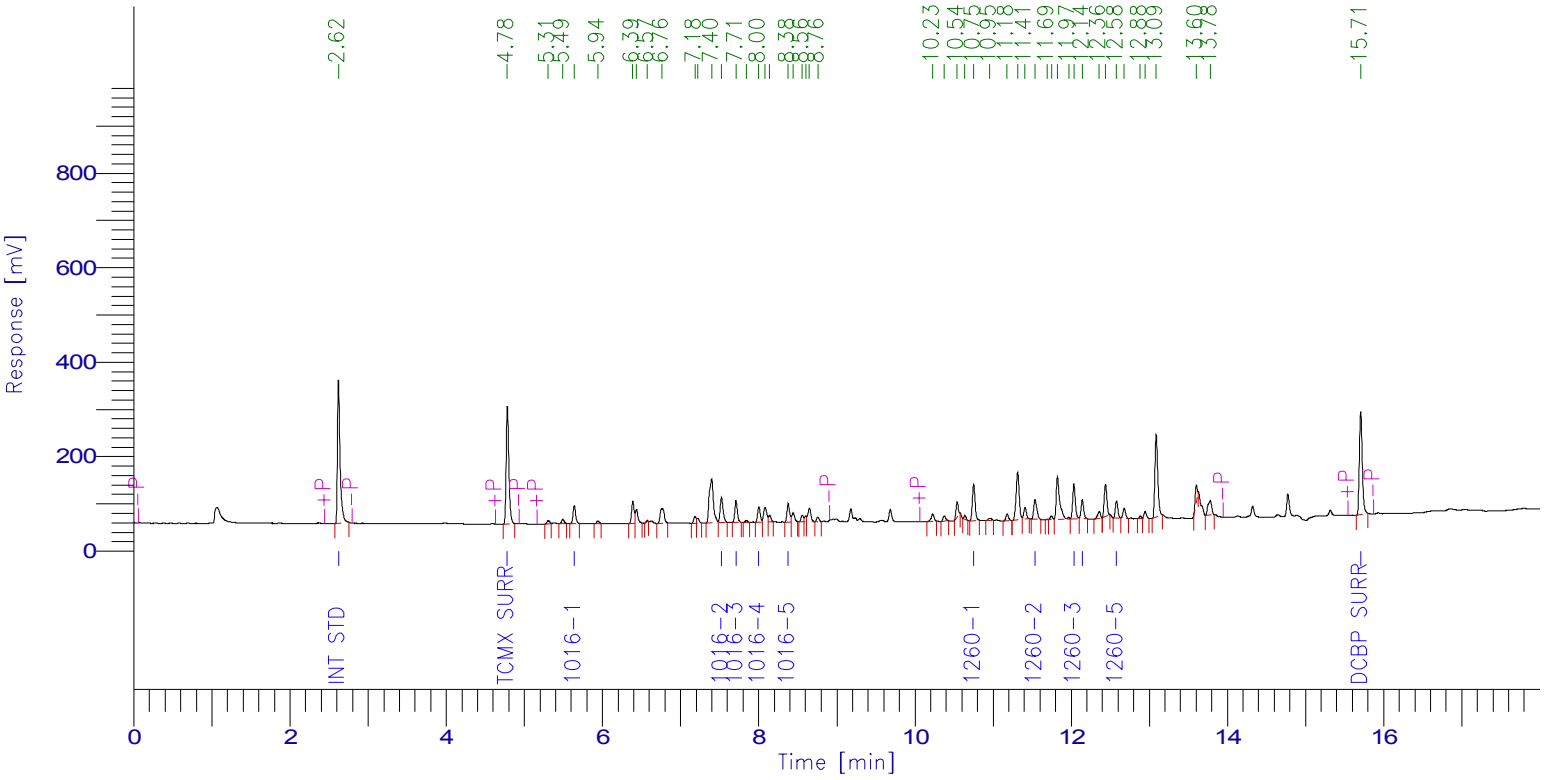

PCB Report

Time [min]	Component Name	Raw Amount	Area [µV·s]	Surrogate SM/WM	Surrogate QC / SL	Spike Rec Soils (%)	Spike Rec Water (%)
2.620	Int Std	100.0000	698879.60	250.0000	100.0000	40.0000	20.0000
4.782	TCMX SURR	58.3210	581523.92	145.8026	58.3210	23.3284	11.6642
5.638	1016-1	391.0243	90868.64	977.5608	391.0243	156.4097	78.2049
7.523	1016-2	379.5865	134754.41	948.9663	379.5865	151.8346	75.9173
7.709	1016-3	386.7339	108607.84	966.8348	386.7339	154.6936	77.3468
8.001	1016-4	404.3899	75346.06	1010.9746	404.3899	161.7559	80.8780
8.376	1016-5	405.6369	96646.24	1014.0922	405.6369	162.2547	81.1274
10.750	1260-1	386.3171	185280.88	965.7928	386.3171	154.5268	77.2634
11.536	1260-2	383.7871	113651.20	959.4677	383.7871	153.5148	76.7574
12.034	1260-3	391.6075	185138.88	979.0188	391.6075	156.6430	78.3215
12.142	1260-4	402.8652	98908.26	1007.1630	402.8652	161.1461	80.5730
12.579	1260-5	382.6378	83170.47	956.5946	382.6378	153.0551	76.5276
15.706	DCBP SURR	57.7454	558105.76	144.3636	57.7454	23.0982	11.5491
		4130.6527	3010882.16				

Client Id: Initial Calibration

Software Version: 4.1<1L22>
Date: 11/8/2019 06:49 AM
Sample Name : mix 400;52q
Data File : E:\TC2019\ECD24\11-NOV\N07B034.RAW Date: 11/7/2019 08:32 PM
Sequence File: E:\TC2019\ECD24\11-NOV\PCB2.SEQ Cycle: 131 Channel : B
Instrument : AUTO_ECD24 Rack/Vial: 0/0 Operator:
Sample Amount : 1.0000 Dilution Factor : 1.00

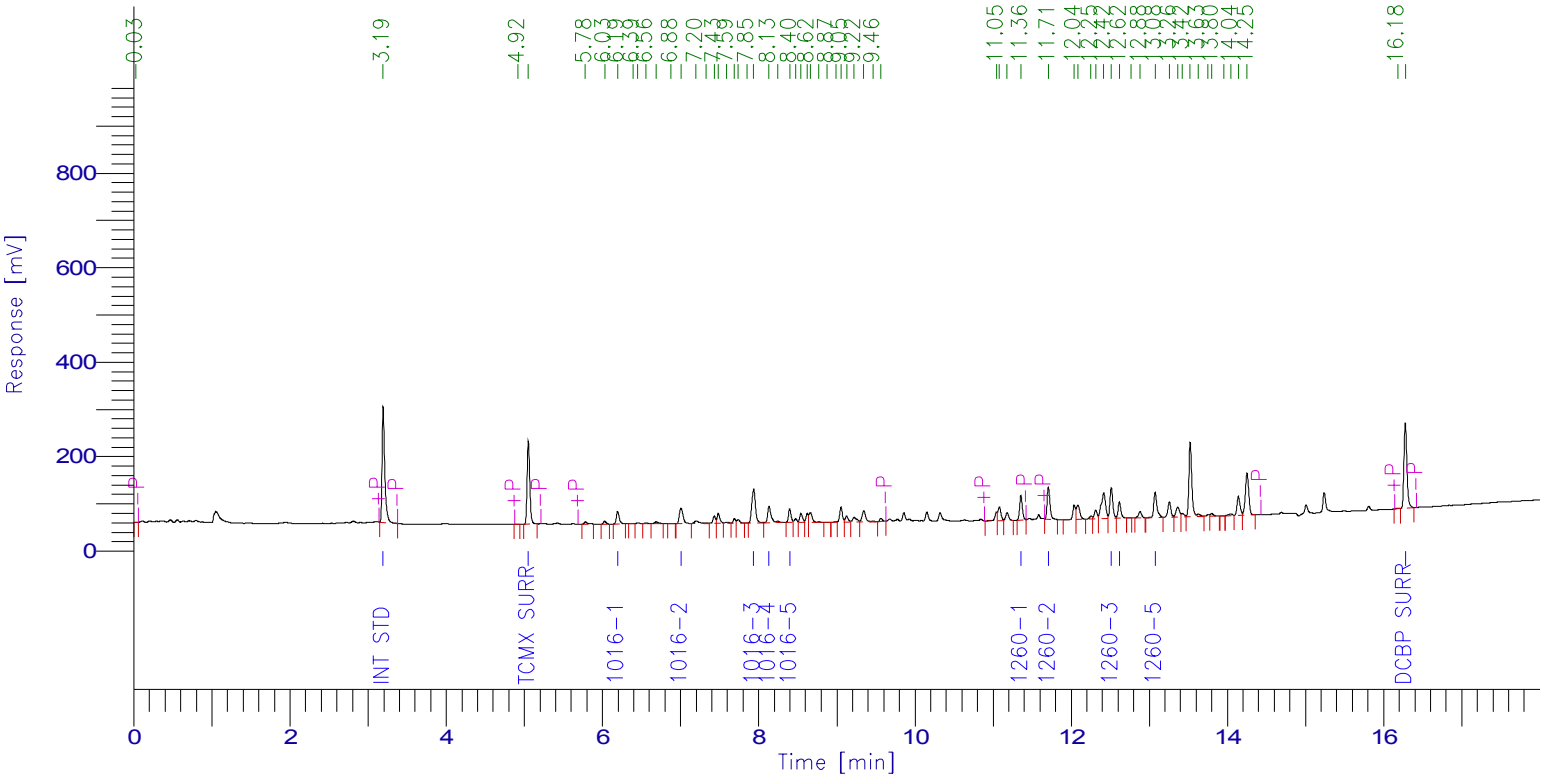

PCB Report

Time [min]	Component Name	Raw Amount	Area [µV·s]	Surrogate SM/WM	Surrogate QC / SL	Spike Rec Soils (%)	Spike Rec Water (%)
3.192	Int Std	100.0000	573632.16	250.0000	100.0000	40.0000	20.0000
5.050	TCMX SURR	57.9215	411831.52	144.8038	57.9215	23.1686	11.5843
6.193	1016-1	375.5095	67736.80	938.7738	375.5095	150.2038	75.1019
7.003	1016-2	389.9369	112875.16	974.8423	389.9369	155.9748	77.9874
7.936	1016-3	394.4814	235625.49	986.2036	394.4814	157.7926	78.8963
8.131	1016-4	392.2351	100975.36	980.5877	392.2351	156.8940	78.4470
8.396	1016-5	373.1207	67771.79	932.8018	373.1207	149.2483	74.6241
11.356	1260-1	397.5032	127862.00	993.7581	397.5032	159.0013	79.5006
11.707	1260-2	385.0896	173507.84	962.7240	385.0896	154.0358	77.0179
12.513	1260-3	374.0116	166509.42	935.0290	374.0116	149.6046	74.8023
12.616	1260-4	370.3152	89110.54	925.7881	370.3152	148.1261	74.0630
13.075	1260-5	375.9296	153114.31	939.8241	375.9296	150.3719	75.1859
16.276	DCBP SURR	56.7865	472539.29	141.9663	56.7865	22.7146	11.3573
		4042.8410	2753091.68				

Client Id: Initial Calibration

Software Version: 4.1<1L22>
Date: 11/8/2019 06:49 AM
Sample Name : mix 200;52k
Data File : E:\TC2019\ECD24\11-NOV\N07A035.RAW Date: 11/7/2019 08:56 PM
Sequence File: E:\TC2019\ECD24\11-NOV\PCB2.SEQ Cycle: 132 Channel : A
Instrument : AUTO_ECD24 Rack/Vial: 0/0 Operator:
Sample Amount : 1.0000 Dilution Factor : 1.00

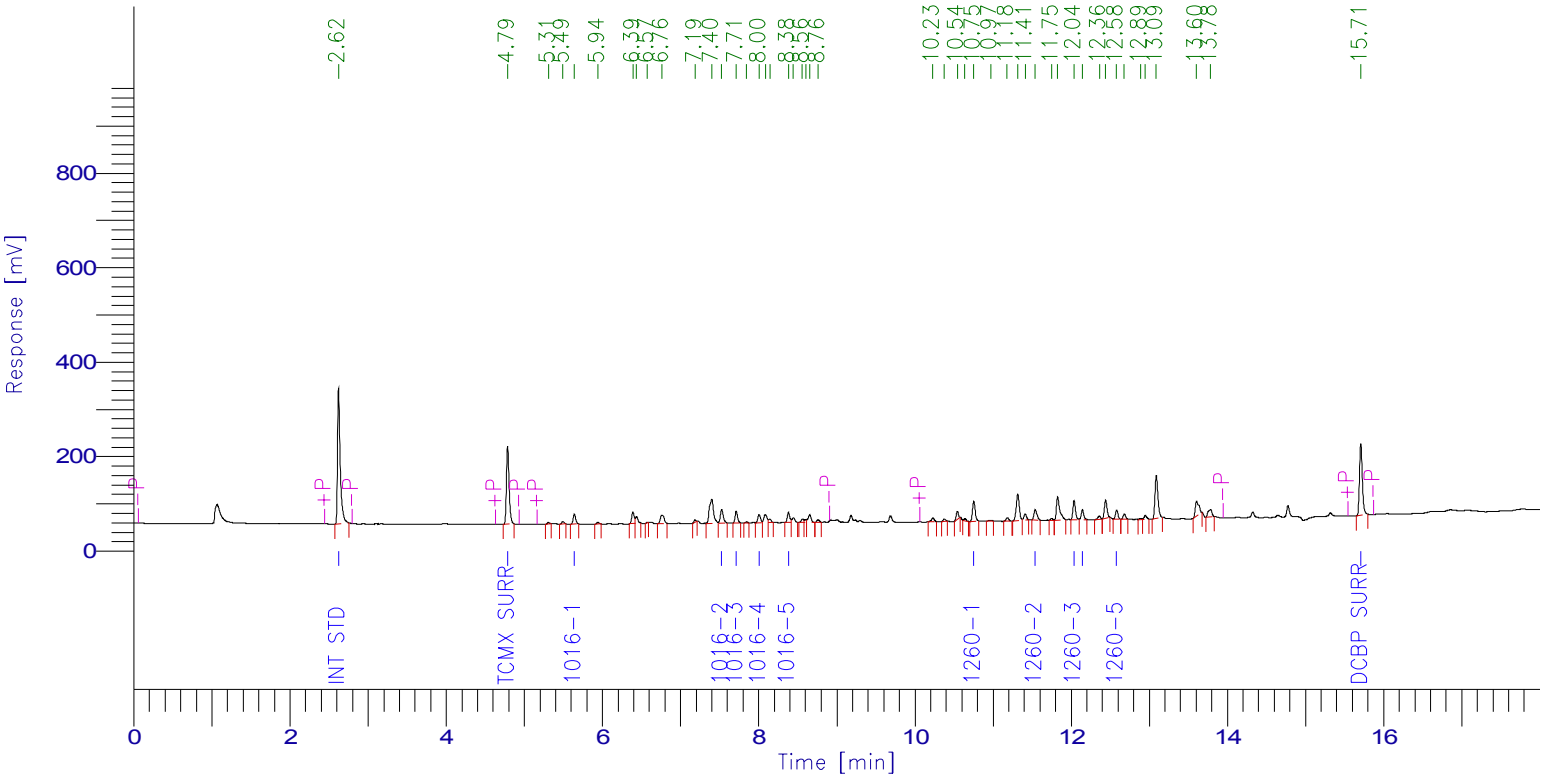

PCB Report

Time [min]	Component Name	Raw Amount	Area [µV·s]	Surrogate SM/WM	Surrogate QC / SL	Spike Rec Soils (%)	Spike Rec Water (%)
2.621	Int Std	100.0000	672066.72	250.0000	100.0000	40.0000	20.0000
4.785	TCMX SURR	39.7957	381582.56	99.4893	39.7957	15.9183	7.9591
5.639	1016-1	214.8353	48009.36	537.0882	214.8353	85.9341	42.9671
7.525	1016-2	213.9395	73035.36	534.8487	213.9395	85.5758	42.7879
7.712	1016-3	214.0458	57805.04	535.1146	214.0458	85.6183	42.8092
8.004	1016-4	227.6032	40780.14	569.0080	227.6032	91.0413	45.5206
8.380	1016-5	226.3437	51859.21	565.8591	226.3437	90.5375	45.2687
10.752	1260-1	217.5755	100347.52	543.9387	217.5755	87.0302	43.5151
11.538	1260-2	207.6171	59123.04	519.0427	207.6171	83.0468	41.5234
12.036	1260-3	210.4091	95657.96	526.0227	210.4091	84.1636	42.0818
12.143	1260-4	206.7646	48815.64	516.9114	206.7646	82.7058	41.3529
12.581	1260-5	210.9079	44084.32	527.2698	210.9079	84.3632	42.1816
15.707	DCBP SURR	40.4249	375714.08	101.0621	40.4249	16.1699	8.0850
		2330.2621	2048880.94				

Client Id: Initial Calibration

Software Version: 4.1<1L22>
Date: 11/8/2019 06:49 AM
Sample Name : mix 200;52k
Data File : E:\TC2019\ECD24\11-NOV\N07B035.RAW Date: 11/7/2019 08:56 PM
Sequence File: E:\TC2019\ECD24\11-NOV\PCB2.SEQ Cycle: 132 Channel : B
Instrument : AUTO_ECD24 Rack/Vial: 0/0 Operator:
Sample Amount : 1.0000 Dilution Factor : 1.00

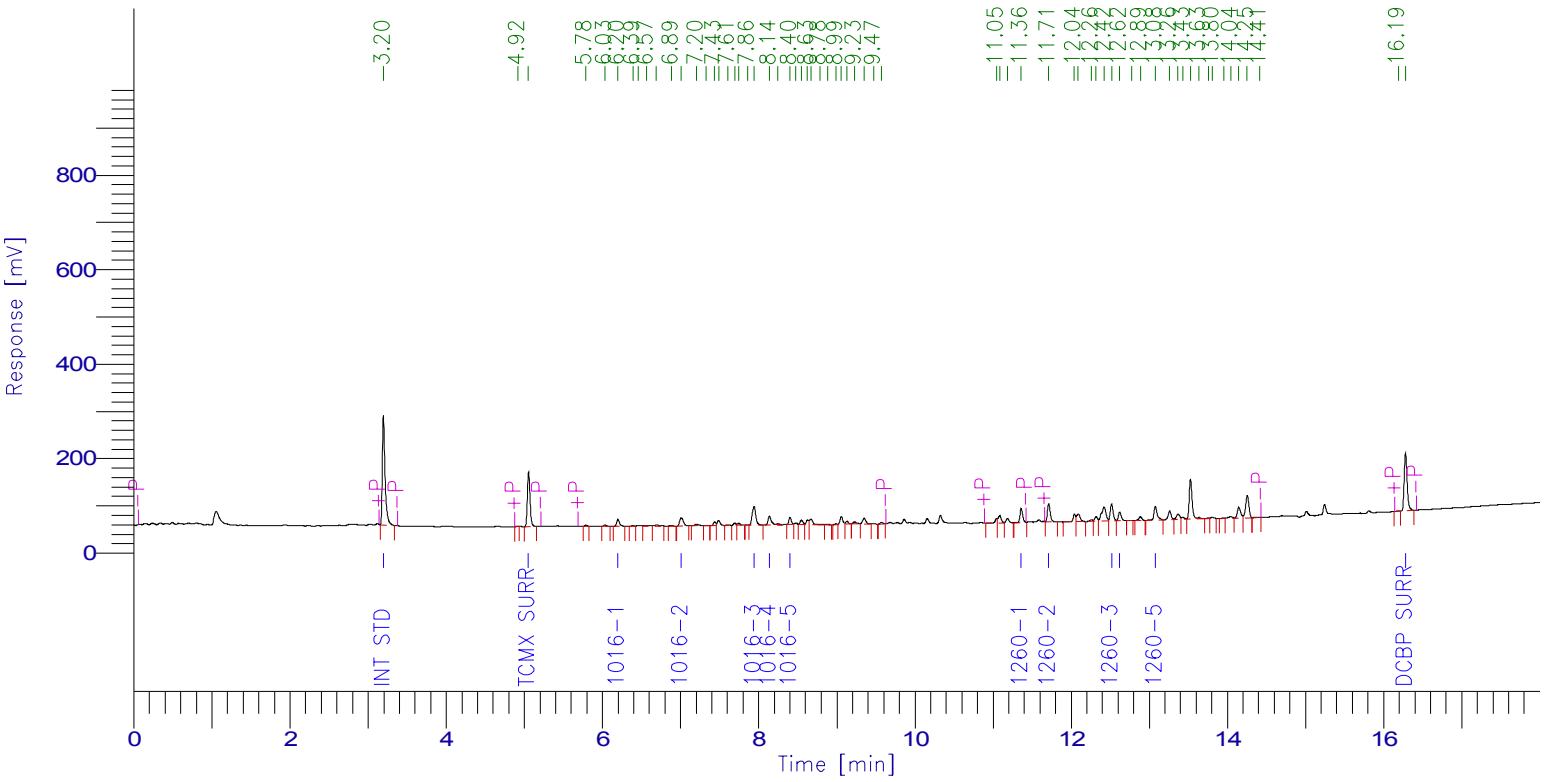

PCB Report

Time [min]	Component Name	Raw Amount	Area [µV·s]	Surrogate SM/WM	Surrogate QC / SL	Spike Rec Soils (%)	Spike Rec Water (%)
3.195	Int Std	100.0000	551974.64	250.0000	100.0000	40.0000	20.0000
5.053	TCMX SURR	39.6158	271039.84	99.0394	39.6158	15.8463	7.9232
6.196	1016-1	210.5002	36537.76	526.2505	210.5002	84.2001	42.1000
7.007	1016-2	212.8575	59289.60	532.1437	212.8575	85.1430	42.5715
7.941	1016-3	227.2226	130596.90	568.0565	227.2226	90.8890	45.4445
8.135	1016-4	221.3632	54835.28	553.4080	221.3632	88.5453	44.2726
8.401	1016-5	201.0581	35140.42	502.6454	201.0581	80.4233	40.2116
11.360	1260-1	233.1439	72162.32	582.8597	233.1439	93.2576	46.6288
11.712	1260-2	219.5767	95198.32	548.9418	219.5767	87.8307	43.9153
12.517	1260-3	214.3217	91813.30	535.8043	214.3217	85.7287	42.8643
12.621	1260-4	209.2929	48461.58	523.2322	209.2929	83.7172	41.8586
13.077	1260-5	213.1668	83543.84	532.9170	213.1668	85.2667	42.6334
16.279	DCBP SURR	39.9039	319516.70	99.7598	39.9039	15.9616	7.9808
		2342.0234	1850110.51				

Client Id: Initial Calibration

Software Version: 4.1<1L22>
Date: 11/8/2019 06:49 AM
Sample Name : mix 100;52s
Data File : E:\TC2019\ECD24\11-NOV\N07A036.RAW Date: 11/7/2019 09:19 PM
Sequence File: E:\TC2019\ECD24\11-NOV\PCB2.SEQ Cycle: 133 Channel : A
Instrument : AUTO_ECD24 Rack/Vial: 0/0 Operator:
Sample Amount : 1.0000 Dilution Factor : 1.00

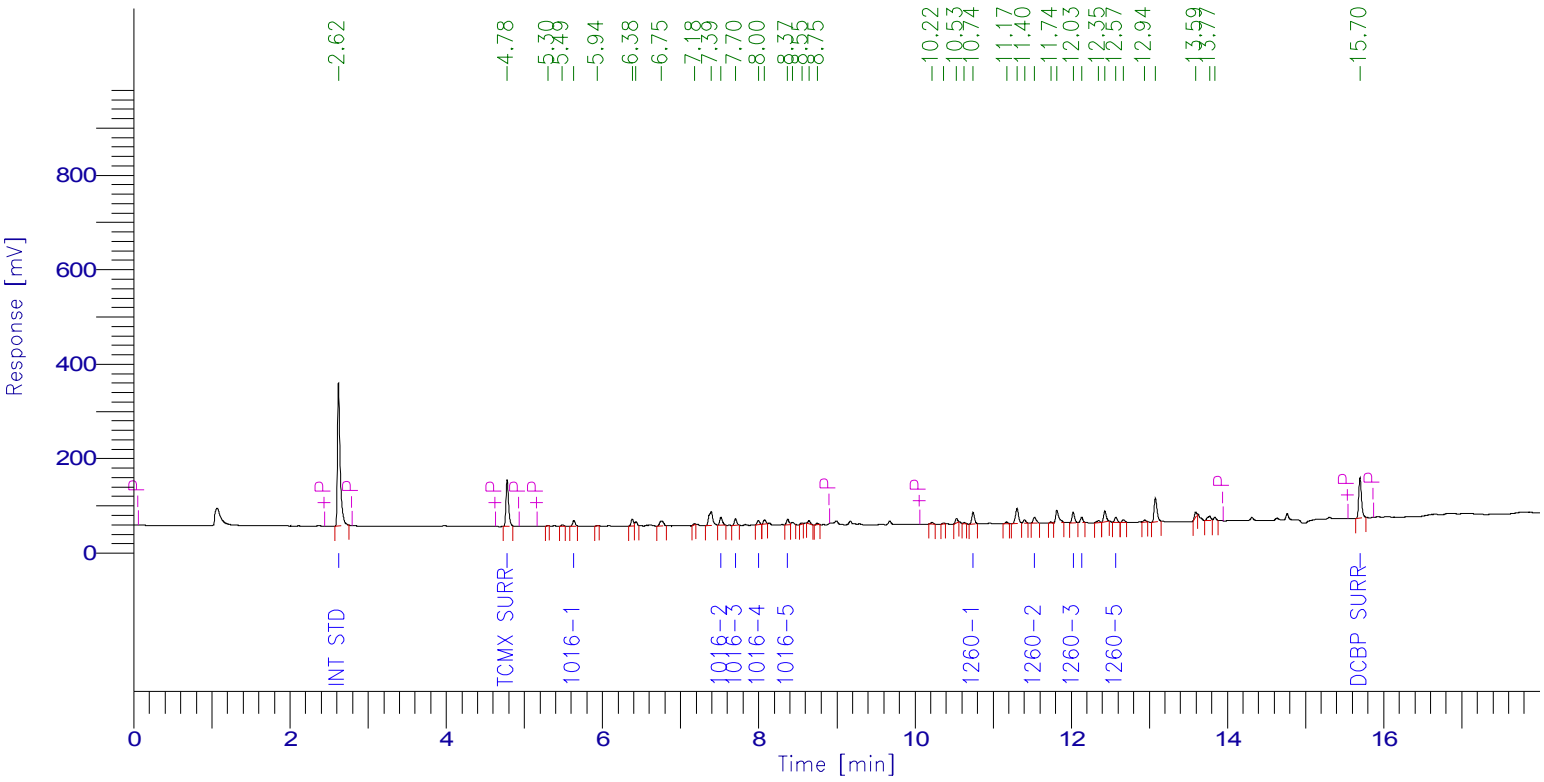

PCB Report

Time [min]	Component Name	Raw Amount	Area [µV·s]	Surrogate SM/WM	Surrogate QC / SL	Spike Rec Soils (%)	Spike Rec Water (%)
2.621	Int Std	100.0000	706275.52	250.0000	100.0000	40.0000	20.0000
4.780	TCMX SURR	21.8130	219801.20	54.5326	21.8130	8.7252	4.3626
5.633	1016-1	115.3607	27091.92	288.4017	115.3607	46.1443	23.0721
7.517	1016-2	116.5961	41830.01	291.4902	116.5961	46.6384	23.3192
7.702	1016-3	114.9785	32631.52	287.4462	114.9785	45.9914	22.9957
7.995	1016-4	107.2916	20202.16	268.2290	107.2916	42.9166	21.4583
8.370	1016-5	118.2191	28464.72	295.5477	118.2191	47.2876	23.6438
10.743	1260-1	116.3883	56411.52	290.9708	116.3883	46.5553	23.2777
11.528	1260-2	107.8430	32273.60	269.6075	107.8430	43.1372	21.5686
12.025	1260-3	110.4742	52781.21	276.1855	110.4742	44.1897	22.0948
12.133	1260-4	99.9307	24793.83	249.8268	99.9307	39.9723	19.9861
12.570	1260-5	111.3803	24465.92	278.4508	111.3803	44.5521	22.2761
15.697	DCBP SURR	21.3755	208778.80	53.4387	21.3755	8.5502	4.2751
		1261.6510	1475801.93				

Client Id: Initial Calibration

Software Version: 4.1<1L22>
Date: 11/8/2019 06:49 AM
Sample Name : mix 100;52s
Data File : E:\TC2019\ECD24\11-NOV\N07B036.RAW Date: 11/7/2019 09:19 PM
Sequence File: E:\TC2019\ECD24\11-NOV\PCB2.SEQ Cycle: 133 Channel : B
Instrument : AUTO_ECD24 Rack/Vial: 0/0 Operator:
Sample Amount : 1.0000 Dilution Factor : 1.00

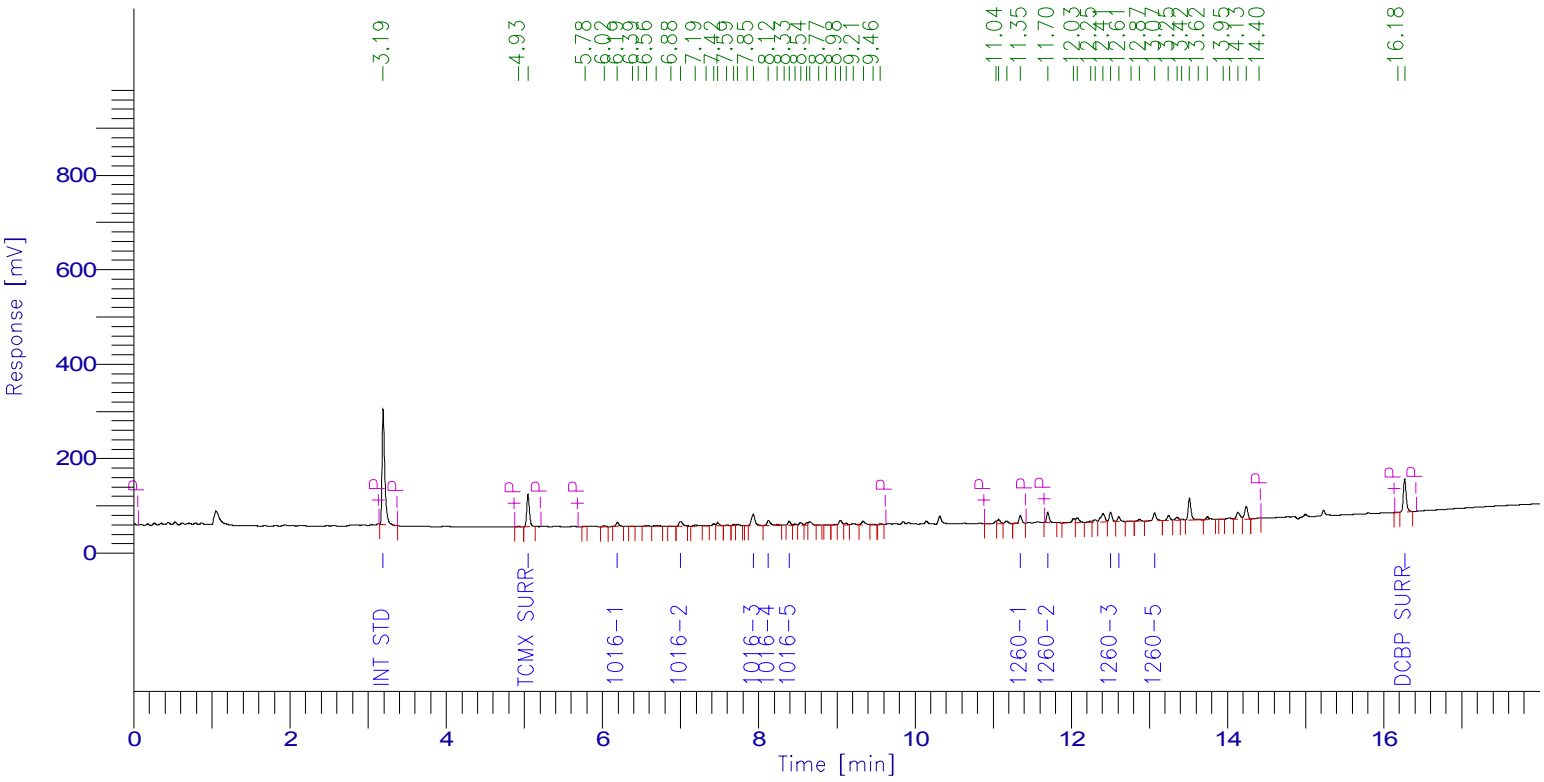

PCB Report

Time [min]	Component Name	Raw Amount	Area [µV·s]	Surrogate SM/WM	Surrogate QC / SL	Spike Rec Soils (%)	Spike Rec Water (%)
3.192	Int Std	100.0000	578531.04	250.0000	100.0000	40.0000	20.0000
5.046	TCMX SURR	21.8472	156663.52	54.6179	21.8472	8.7389	4.3694
6.189	1016-1	118.7290	21600.00	296.8225	118.7290	47.4916	23.7458
6.997	1016-2	116.9981	34156.72	292.4954	116.9981	46.7993	23.3996
7.931	1016-3	129.3548	77924.06	323.3871	129.3548	51.7419	25.8710
8.124	1016-4	122.3956	31778.10	305.9889	122.3956	48.9582	24.4791
8.390	1016-5	112.2310	20559.18	280.5776	112.2310	44.8924	22.4462
11.347	1260-1	128.2891	41618.24	320.7227	128.2891	51.3156	25.6578
11.700	1260-2	118.2675	53742.24	295.6686	118.2675	47.3070	23.6535
12.504	1260-3	114.6103	51460.08	286.5257	114.6103	45.8441	22.9221
12.609	1260-4	112.4178	27282.61	281.0446	112.4178	44.9671	22.4836
13.066	1260-5	118.2705	48582.40	295.6763	118.2705	47.3082	23.6541
16.268	DCBP SURR	21.3904	179516.49	53.4760	21.3904	8.5562	4.2781
		1334.8013	1323414.68				

Client Id: Initial Calibration

Software Version: 4.1<1L22>
Date: 11/8/2019 06:49 AM
Sample Name : mix 50;52t
Data File : E:\TC2019\ECD24\11-NOV\N07A037.RAW Date: 11/7/2019 09:43 PM
Sequence File: E:\TC2019\ECD24\11-NOV\PCB2.SEQ Cycle: 134 Channel : A
Instrument : AUTO_ECD24 Rack/Vial: 0/0 Operator:
Sample Amount : 1.0000 Dilution Factor : 1.00

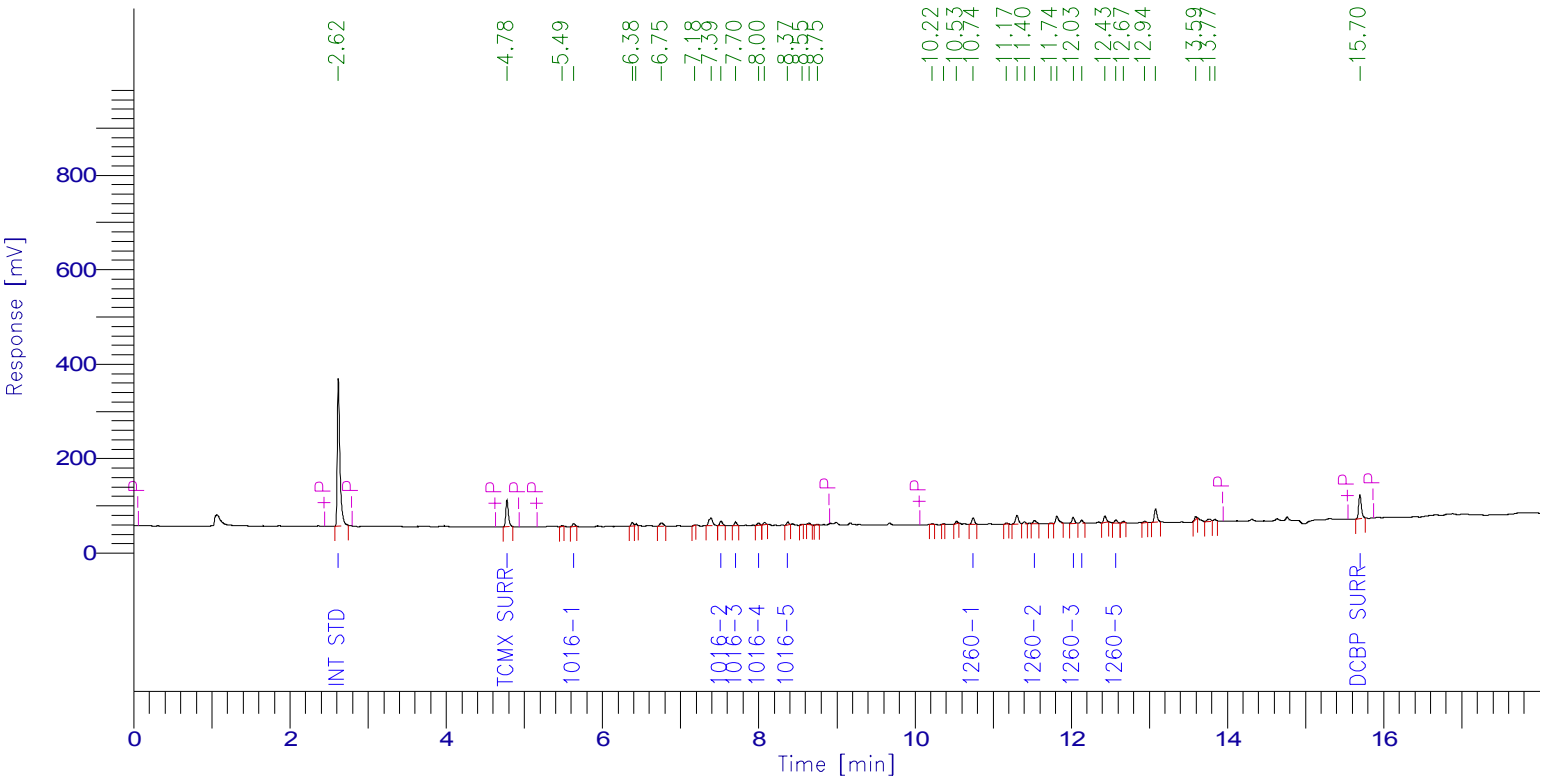

PCB Report

Time [min]	Component Name	Raw Amount	Area [µV·s]	Surrogate SM/WM	Surrogate QC / SL	Spike Rec Soils (%)	Spike Rec Water (%)
2.618	Int Std	100.0000	713408.08	250.0000	100.0000	40.0000	20.0000
4.778	TCMX SURR	12.5431	127668.32	31.3578	12.5431	5.0172	2.5086
5.632	1016-1	60.7511	14411.20	151.8778	60.7511	24.3004	12.1502
7.517	1016-2	66.4356	24075.12	166.0889	66.4356	26.5742	13.2871
7.703	1016-3	60.8780	17452.00	152.1951	60.8780	24.3512	12.1756
7.995	1016-4	56.9760	10836.48	142.4401	56.9760	22.7904	11.3952
8.371	1016-5	47.4538	11541.28	118.6344	47.4538	18.9815	9.4908
10.742	1260-1	64.2378	31449.44	160.5945	64.2378	25.6951	12.8476
11.529	1260-2	55.7981	16867.04	139.4953	55.7981	22.3192	11.1596
12.025	1260-3	60.8375	29359.84	152.0938	60.8375	24.3350	12.1675
12.133	1260-4	51.2491	12843.84	128.1228	51.2491	20.4996	10.2498
12.571	1260-5	62.1466	13789.04	155.3664	62.1466	24.8586	12.4293
15.695	DCBP SURR	12.3545	121887.52	30.8862	12.3545	4.9418	2.4709
		711.6612	1145589.20				

Client Id: Initial Calibration

Software Version: 4.1<1L22>
Date: 11/8/2019 06:49 AM
Sample Name : mix 50;52t
Data File : E:\TC2019\ECD24\11-NOV\N07B037.RAW Date: 11/7/2019 09:43 PM
Sequence File: E:\TC2019\ECD24\11-NOV\PCB2.SEQ Cycle: 134 Channel : B
Instrument : AUTO_ECD24 Rack/Vial: 0/0 Operator:
Sample Amount : 1.0000 Dilution Factor : 1.00

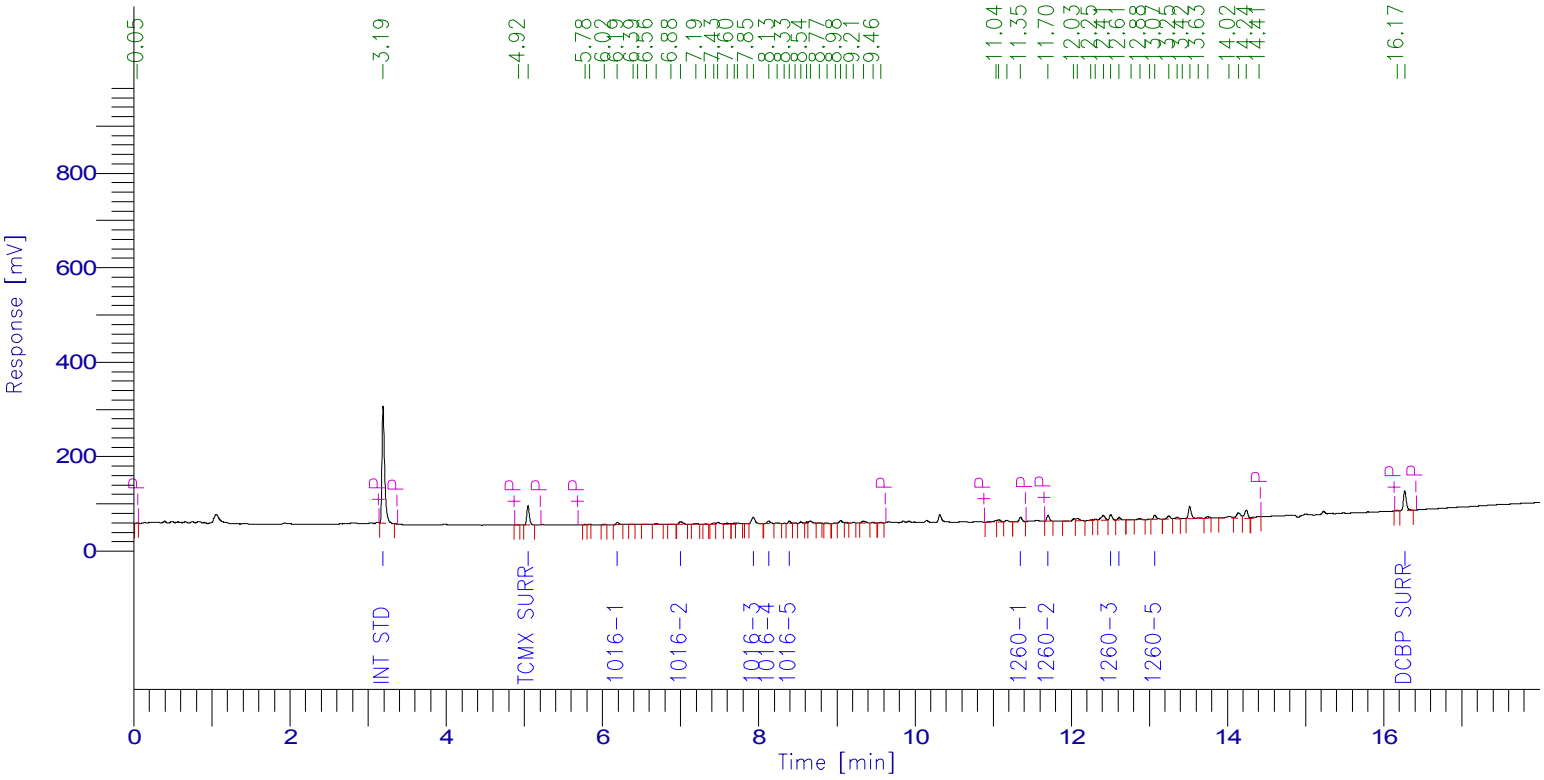

PCB Report

Time [min]	Component Name	Raw Amount	Area [µV·s]	Surrogate SM/WM	Surrogate QC / SL	Spike Rec Soils (%)	Spike Rec Water (%)
3.191	Int Std	100.0000	580554.88	250.0000	100.0000	40.0000	20.0000
5.045	TCMX SURR	12.6167	90789.28	31.5417	12.6167	5.0467	2.5233
6.189	1016-1	69.5307	12693.76	173.8268	69.5307	27.8123	13.9061
7.000	1016-2	68.2203	19986.08	170.5508	68.2203	27.2881	13.6441
7.932	1016-3	76.6076	46310.28	191.5190	76.6076	30.6430	15.3215
8.126	1016-4	69.7217	18165.47	174.3042	69.7217	27.8887	13.9443
8.392	1016-5	64.0855	11780.64	160.2136	64.0855	25.6342	12.8171
11.350	1260-1	76.9359	25046.08	192.3398	76.9359	30.7744	15.3872
11.703	1260-2	63.4460	28931.52	158.6150	63.4460	25.3784	12.6892
12.507	1260-3	66.3902	29913.53	165.9756	66.3902	26.5561	13.2780
12.611	1260-4	65.9881	16070.63	164.9702	65.9881	26.3952	13.1976
13.070	1260-5	65.3901	26954.49	163.4753	65.3901	26.1560	13.0780
16.270	DCBP SURR	13.0113	109578.33	32.5284	13.0113	5.2045	2.6023
		811.9442	1016774.97				

6D
PCB INITIAL CALIBRATION OF SINGLE COMPONENT ANALYTES

Lab Name: Phoenix Environmental Client: NETC

Lab Code: Phoenix Case No.: SAS No.: SDG No.: GCE61964

Instrument ID: ECD8

GC Col A: RTX-440 ID: 0.32 (mm) Date(s) Analyzed: 11/13/19 11/13/19

Method File: PC1113AI

COMPOUND	RT OF STANDARDS			MEAN	RT WINDOW	
	LOW N13A028	MID N13A026	HIGH N13A024	RT	FROM	TO
Aroclor 1016-1	5.62	5.61	5.62	5.62	5.57	5.67
Aroclor 1016-2	7.49	7.49	7.49	7.49	7.44	7.54
Aroclor 1016-3	7.67	7.67	7.68	7.67	7.62	7.72
Aroclor 1016-4	7.96	7.96	7.97	7.96	7.91	8.01
Aroclor 1016-5	8.34	8.33	8.34	8.34	8.28	8.38
Aroclor 1260-1	10.69	10.68	10.69	10.69	10.62	10.76
Aroclor 1260-2	11.47	11.46	11.47	11.47	11.40	11.54
Aroclor 1260-3	11.96	11.96	11.96	11.96	11.89	12.03
Aroclor 1260-4	12.07	12.06	12.07	12.07	12.00	12.14
Aroclor 1260-5	12.50	12.50	12.50	12.50	12.43	12.57
Decachlorobiphenyl	15.61	15.60	15.61	15.61	15.51	15.71
Tetrachloro-m-xylene	4.76	4.76	4.77	4.76	4.71	4.81

Retention time windows are ± 0.05 minutes for all compounds that elute
Retention time windows are ± 0.05 minutes for all compounds that elute
before Aroclor 1260-1, ± 0.07 minutes for all other compounds,
except ± 0.10 minutes for Decachlorobiphenyl.

FORM VI PCB

6D
PCB INITIAL CALIBRATION OF SINGLE COMPONENT ANALYTES

Lab Name: Phoenix Environmental Client: NETC

Lab Code: Phoenix Case No.: SAS No.: SDG No.: GCE61964

Instrument ID: ECD8

GC Col B: Rxi-35Sil ID: 0.32 (mm) Date(s) Analyzed: 11/13/19 11/13/19

Method File: PC1113BI

COMPOUND	RT OF STANDARDS			MEAN	RT WINDOW	
	LOW N13B028	MID N13B026	HIGH N13B024	RT	FROM	TO
Aroclor 1016-1	6.17	6.17	6.17	6.17	6.12	6.22
Aroclor 1016-2	6.98	6.97	6.98	6.98	6.93	7.03
Aroclor 1016-3	7.91	7.90	7.91	7.91	7.86	7.96
Aroclor 1016-4	8.10	8.10	8.11	8.10	8.05	8.15
Aroclor 1016-5	9.01	9.01	9.02	9.01	8.96	9.06
Aroclor 1260-1	11.31	11.30	11.31	11.31	11.24	11.38
Aroclor 1260-2	12.46	12.46	12.47	12.46	12.39	12.53
Aroclor 1260-3	12.56	12.56	12.57	12.56	12.49	12.63
Aroclor 1260-4	13.02	13.01	13.02	13.02	12.95	13.09
Aroclor 1260-5	13.20	13.20	13.20	13.20	13.13	13.27
Decachlorobiphenyl	16.21	16.20	16.21	16.21	16.11	16.31
Tetrachloro-m-xylene	5.03	5.02	5.03	5.03	4.98	5.08

Retention time windows are ± 0.05 minutes for all compounds that elute
Retention time windows are ± 0.05 minutes for all compounds that elute
before Aroclor 1260-1, ± 0.07 minutes for all other compounds,
except ± 0.10 minutes for Decachlorobiphenyl.

FORM VI PCB

6E
PCB INITIAL CALIBRATION OF SINGLE COMPONENT ANALYTES (FACTORS)

Lab Name: Phoenix Environmental Client: NETC

Lab Code: Phoenix Case No.: SAS No.: SDG No.: GCE61964

Instr ID: ECD8 Levels: 8

GC Col A: ID: (mm) Analysis Dates: 11/13/19 - 11/13/19

Method File: PC1113AI

CALIBRATION FACTORS

COMPOUND	Level 1 N13A029	Level 2 N13A028	Level 3 N13A027	Level 4 N13A026	Level 5 N13A025	Level 6 N13A024	Level 7 N13A023	Level 8 N13A030	MEAN	%RSD	*
Aroclor 1016-1	0.042	0.040	0.037	0.035	0.034	0.033	0.032	0.045	0.037	12.89	
Aroclor 1016-2	0.064	0.059	0.055	0.053	0.051	0.050	0.048	0.069	0.056	13.47	
Aroclor 1016-3	0.051	0.047	0.045	0.043	0.042	0.041	0.040	0.054	0.045	11.12	
Aroclor 1016-4	0.040	0.037	0.034	0.032	0.031	0.030	0.029	0.040	0.034	12.62	
Aroclor 1016-5	0.047	0.044	0.041	0.040	0.038	0.038	0.036	0.051	0.042	12.64	
Aroclor 1260-1	0.094	0.085	0.078	0.074	0.071	0.070	0.067		0.077	12.40	
Aroclor 1260-2	0.053	0.050	0.047	0.046	0.044	0.044	0.043	0.057	0.048	10.28	
Aroclor 1260-3	0.080	0.073	0.070	0.067	0.065	0.064	0.061	0.089	0.071	13.13	
Aroclor 1260-4	0.041	0.038	0.037	0.036	0.035	0.035	0.034	0.043	0.037	8.47	
Aroclor 1260-5	0.038	0.035	0.033	0.032	0.031	0.031	0.030	0.037	0.033	9.27	
Decachlorobiphenyl	1.355	1.254	1.224	1.281	1.168	1.151	1.118	1.452	1.250	8.94	
Tetrachloro-m-xylene	1.591	1.476	1.453	1.513	1.378	1.364	1.318	1.791	1.485	10.20	

%RSD must be less than or equal 20.0% for all compounds. (*) Criteria exceeded.

FORM VI PCB

6E
PCB INITIAL CALIBRATION OF SINGLE COMPONENT ANALYTES (FACTORS)

Lab Name: Phoenix Environmental Client: NETC

Lab Code: Phoenix Case No.: SAS No.: SDG No.: GCE61964

Instr ID: ECD8 Levels: 8

GC Col B: ID: (mm) Analysis Dates: 11/13/19 - 11/13/19

Method File: PC1113BI

CALIBRATION FACTORS

COMPOUND	Level 1 N13B029	Level 2 N13B028	Level 3 N13B027	Level 4 N13B026	Level 5 N13B025	Level 6 N13B024	Level 7 N13B023	Level 8 N13B030	MEAN	%RSD	*
Aroclor 1016-1	0.022	0.024	0.022	0.023	0.022	0.022	0.021		0.022	3.62	
Aroclor 1016-2	0.039	0.038	0.037	0.037	0.036	0.035	0.035	0.038	0.037	3.92	
Aroclor 1016-3	0.089	0.083	0.080	0.079	0.076	0.076	0.074	0.100	0.082	10.34	
Aroclor 1016-4	0.026	0.035	0.034	0.034	0.033	0.033	0.032	0.023	0.031	13.19	
Aroclor 1016-5	0.022	0.023	0.023	0.023	0.022	0.022	0.021	0.018	0.022	6.87	
Aroclor 1260-1	0.058	0.056	0.051	0.053	0.050	0.049	0.047		0.052	7.26	
Aroclor 1260-2	0.106	0.109	0.104	0.103	0.100	0.099	0.097	0.121	0.105	7.18	
Aroclor 1260-3	0.050	0.053	0.052	0.052	0.051	0.050	0.050	0.053	0.051	2.52	
Aroclor 1260-4	0.083	0.084	0.080	0.080	0.077	0.076	0.075	0.119	0.084	16.89	
Aroclor 1260-5	0.045	0.043	0.042	0.044	0.044	0.043	0.043	0.042	0.043	2.42	
Decachlorobiphenyl	1.693	1.569	1.551	1.623	1.483	1.465	1.437	1.891	1.589	9.34	
Tetrachloro-m-xylene	1.130	1.051	1.041	1.096	0.995	0.991	0.973	1.510	1.098	15.91	

%RSD must be less than or equal 20.0% for all compounds. (*) Criteria exceeded.

FORM VI PCB

Turbochrom Method File : E:\TC2019\ECD8\11-NOV\PC1113AI.MTH
Created by : AM on : 11/14/2019 06:54 AM
Edited by : AW on : 11/14/2019 06:56 AM
Description :

Number of Times Edited : 2
Number of Times Calibrated : 5412

Instrument Conditions :
Au-8 PCBs

Instrument Control Method:
Instrument name : AUTO_ECD8

Interface Parameters :
Delay Time : 0.00 min.
Run Time : 18.00 min.
Sampling Rate : 6.2500 pts/s
Interface Type : 900
Analog Voltage Input : 1000 mV
Data will be collected from both channels

Timed Events:
There are no timed events in the method

Real Time Plot Parameters :
Channel A -- Pages: 1 Offset: 0.000 mV Scale: 1000.000 mV
Channel B -- Pages: 1 Offset: 0.000 mV Scale: 1000.000 mV

Processing Parameters :
Bunch Factor : 1 points
Noise Threshold : 236 µV
Area Threshold : 1181.00 µV

Peak Separation Criteria
Width Ratio : 0.200
Valley-to-Peak Ratio : 0.010

Exponential Skim Criteria
Peak Height Ratio : 5.000
Adjusted Height Ratio : 4.000
Valley Height Ratio : 3.000

Baseline Timed Events :
Event #1 - -P at 0.292
Event #2 - +P at 2.445
Event #3 - -P at 2.749
Event #4 - +P at 4.646
Event #5 - -P at 4.934
Event #6 - +P at 5.163
Event #7 - -P at 8.834
Event #8 - +P at 10.049
Event #9 - -P at 13.888

Event #10 - +P at 15.435
Event #11 - -P at 15.768

Annotated Replot Parameters :
No replot will be printed

Report Format files :
No report format files given

User Programs :
No user programs will be executed

Global Information :
Default Sample Volume : 1.000 uL
Quantitation Units :
Void Time : 0.000 min
Correct amounts during calibration : NO
Reject outliers during calibration : NO
An Internal Standard calibration will be used
Unknown peaks will be quantitated using a response factor of 1.000000

Component Information :
Int Std
Component Type : Single Peak Component
Retention Time : 2.595 min Search Window: 2.00 s, 2.00 %
Reference Component:
Find peak closest to expected RT in window
Internal Standard :
Use Average Calibration Factor (Area ratio / Amount ratio)
User Values:
Label :
Value 1: 0.000000
Value 2: 0.000000
Value 3: 0.000000
Value 4: 0.000000
Value 5: 0.000000
Calibration Levels:

Level Name	Amount	Area	Height	ISTD Resp.	ISTD Amt.	# Replicates
0.5	100.0000	920338.88	393986.91	1.0000	1.0000	1
1	100.0000	911929.76	406754.97	1.0000	1.0000	1
2	100.0000	916195.68	407428.48	1.0000	1.0000	1
3	100.0000	917375.84	400463.41	1.0000	1.0000	1
4	100.0000	905387.04	369050.79	1.0000	1.0000	1
5	100.0000	921751.92	411138.24	1.0000	1.0000	1
6	100.0000	907512.48	403104.85	1.0000	1.0000	1
7	100.0000	911914.48	388118.74	1.0000	1.0000	1

Average Calibration Factor = 1.000000 (%RSD = 0.00)

TCMX SURR
Component Type : Single Peak Component
Retention Time : 4.764 min Search Window: 3.50 s, 1.00 %
Reference Component:
Find peak closest to expected RT in window
Internal Standard : Int Std
Use Average Calibration Factor (Area ratio / Amount ratio)
User Values:
Label :

Value 1: 0.000000
Value 2: 0.000000
Value 3: 0.000000
Value 4: 0.000000
Value 5: 0.000000

Calibration Levels:

Level Name	Amount	Area	Height	ISTD Resp.	ISTD Amt.	# Replicates
0.5	10.0000	164816.32	77241.24	0.1791	0.1000	1
1	20.0000	290211.44	134624.88	0.3182	0.2000	1
2	40.0000	540915.44	244561.83	0.5904	0.4000	1
3	60.0000	799668.48	357439.03	0.8717	0.6000	1
4	80.0000	1095752.00	479611.58	1.2103	0.8000	1
5	100.0000	1269883.76	558327.56	1.3777	1.0000	1
6	120.0000	1484954.56	660240.76	1.6363	1.2000	1
7	140.0000	1682696.64	734954.84	1.8452	1.4000	1

Average Calibration Factor = 1.485366 (%RSD = 10.20)

1016-1

Component Type : Single Peak Component
Retention Time : 5.618 min Search Window: 0.50 s, 0.50 %
Reference Component:
Find largest peak in window
Internal Standard : Int Std
Use Average Calibration Factor (Area ratio / Amount ratio)
User Values:
Label :
Value 1: 0.000000
Value 2: 0.000000
Value 3: 0.000000
Value 4: 0.000000
Value 5: 0.000000

Calibration Levels:

Level Name	Amount	Area	Height	ISTD Resp.	ISTD Amt.	# Replicates
0.5	50.0000	20862.56	9962.85	0.0227	0.5000	1
1	100.0000	38730.40	17828.45	0.0425	1.0000	1
2	200.0000	72593.28	32934.32	0.0792	2.0000	1
3	400.0000	134247.20	59114.75	0.1463	4.0000	1
4	600.0000	192364.24	83000.66	0.2125	6.0000	1
5	800.0000	248515.36	107884.11	0.2696	8.0000	1
6	1000.0000	300879.84	130447.34	0.3315	10.0000	1
7	1200.0000	347590.24	149948.84	0.3812	12.0000	1

Average Calibration Factor = 0.037255 (%RSD = 12.89)

1016-2

Component Type : Single Peak Component
Retention Time : 7.490 min Search Window: 1.00 s, 1.00 %
Reference Component: 1016-1
Find peak closest to expected RT in window
Internal Standard : Int Std
Use Average Calibration Factor (Area ratio / Amount ratio)
User Values:
Label :
Value 1: 0.000000
Value 2: 0.000000
Value 3: 0.000000
Value 4: 0.000000
Value 5: 0.000000

Calibration Levels:

Level Name	Amount	Area	Height	ISTD Resp.	ISTD Amt.	# Replicates
0.5	50.0000	31833.36	14161.21	0.0346	0.5000	1

1	100.0000	58559.93	25168.95	0.0642	1.0000	1
2	200.0000	108518.04	45696.42	0.1184	2.0000	1
3	400.0000	200482.85	82462.87	0.2185	4.0000	1
4	600.0000	287267.44	117203.36	0.3173	6.0000	1
5	800.0000	373533.88	150370.32	0.4052	8.0000	1
6	1000.0000	451043.27	182974.18	0.4970	10.0000	1
7	1200.0000	522812.54	209974.49	0.5733	12.0000	1

Average Calibration Factor = 0.056033 (%RSD = 13.47)

1016-3

Component Type : Single Peak Component
Retention Time : 7.675 min Search Window: 1.00 s, 1.00 %
Reference Component: 1016-1
Find peak closest to expected RT in window
Internal Standard : Int Std
Use Average Calibration Factor (Area ratio / Amount ratio)
User Values:
Label :
Value 1: 0.000000
Value 2: 0.000000
Value 3: 0.000000
Value 4: 0.000000
Value 5: 0.000000
Calibration Levels:

Level Name	Amount	Area	Height	ISTD Resp.	ISTD Amt.	# Replicates
0.5	50.0000	24896.16	11679.77	0.0271	0.5000	1
1	100.0000	46237.44	21629.60	0.0507	1.0000	1
2	200.0000	86910.24	39254.14	0.0949	2.0000	1
3	400.0000	163580.48	72118.68	0.1783	4.0000	1
4	600.0000	234660.88	102321.56	0.2592	6.0000	1
5	800.0000	307247.28	134476.00	0.3333	8.0000	1
6	1000.0000	373020.32	160862.96	0.4110	10.0000	1
7	1200.0000	435072.32	187897.50	0.4771	12.0000	1

Average Calibration Factor = 0.045317 (%RSD = 11.12)

1016-4

Component Type : Single Peak Component
Retention Time : 7.964 min Search Window: 1.00 s, 1.00 %
Reference Component: 1016-1
Find peak closest to expected RT in window
Internal Standard : Int Std
Use Average Calibration Factor (Area ratio / Amount ratio)
User Values:
Label :
Value 1: 0.000000
Value 2: 0.000000
Value 3: 0.000000
Value 4: 0.000000
Value 5: 0.000000
Calibration Levels:

Level Name	Amount	Area	Height	ISTD Resp.	ISTD Amt.	# Replicates
0.5	50.0000	18267.20	8754.52	0.0198	0.5000	1
1	100.0000	36351.36	16831.71	0.0399	1.0000	1
2	200.0000	67556.75	30118.01	0.0737	2.0000	1
3	400.0000	124415.26	54079.06	0.1356	4.0000	1
4	600.0000	175504.66	77060.46	0.1938	6.0000	1
5	800.0000	227644.24	98503.53	0.2470	8.0000	1
6	1000.0000	272646.14	118520.03	0.3004	10.0000	1
7	1200.0000	316342.84	134587.49	0.3469	12.0000	1

Average Calibration Factor = 0.034058 (%RSD = 12.62)

1016-5

Component Type : Single Peak Component
Retention Time : 8.336 min Search Window: 1.00 s, 1.00 %
Reference Component: 1016-1
Find peak closest to expected RT in window
Internal Standard : Int Std
Use Average Calibration Factor (Area ratio / Amount ratio)
User Values:
Label :
Value 1: 0.000000
Value 2: 0.000000
Value 3: 0.000000
Value 4: 0.000000
Value 5: 0.000000
Calibration Levels:

Level Name	Amount	Area	Height	ISTD Resp.	ISTD Amt.	# Replicates
0.5	50.0000	23628.31	10845.56	0.0257	0.5000	1
1	100.0000	43246.30	19624.34	0.0474	1.0000	1
2	200.0000	80504.82	35803.81	0.0879	2.0000	1
3	400.0000	152085.65	64986.22	0.1658	4.0000	1
4	600.0000	216192.52	91640.98	0.2388	6.0000	1
5	800.0000	283793.02	119130.31	0.3079	8.0000	1
6	1000.0000	340853.21	142800.84	0.3756	10.0000	1
7	1200.0000	390977.59	165983.35	0.4287	12.0000	1

Average Calibration Factor = 0.041965 (%RSD = 12.64)

1260-1
Component Type : Single Peak Component
Retention Time : 10.688 min Search Window: 0.50 s, 0.50 %
Reference Component:
Find peak closest to expected RT in window
Internal Standard : Int Std
Use Average Calibration Factor (Area ratio / Amount ratio)
User Values:
Label :
Value 1: 0.000000
Value 2: 0.000000
Value 3: 0.000000
Value 4: 0.000000
Value 5: 0.000000
Calibration Levels:

Level Name	Amount	Area	Height	ISTD Resp.	ISTD Amt.	# Replicates
1	100.0000	85387.12	38025.71	0.0936	1.0000	1
2	200.0000	156471.04	68307.83	0.1708	2.0000	1
3	400.0000	286561.44	122529.56	0.3124	4.0000	1
4	600.0000	404510.72	173112.39	0.4468	6.0000	1
5	800.0000	526761.76	223808.23	0.5715	8.0000	1
6	1000.0000	631231.52	266183.67	0.6956	10.0000	1
7	1200.0000	729527.76	308432.18	0.8000	12.0000	1

Average Calibration Factor = 0.077034 (%RSD = 12.40)

1260-2
Component Type : Single Peak Component
Retention Time : 11.469 min Search Window: 0.50 s, 0.50 %
Reference Component: 1260-1
Find peak closest to expected RT in window
Internal Standard : Int Std
Use Average Calibration Factor (Area ratio / Amount ratio)
User Values:
Label :

Value 1: 0.000000
Value 2: 0.000000
Value 3: 0.000000
Value 4: 0.000000
Value 5: 0.000000

Calibration Levels:

Level Name	Amount	Area	Height	ISTD Resp.	ISTD Amt.	# Replicates
0.5	50.0000	26050.32	10558.39	0.0283	0.5000	1
1	100.0000	48652.80	19164.86	0.0534	1.0000	1
2	200.0000	91386.88	35714.25	0.0997	2.0000	1
3	400.0000	172838.40	66919.78	0.1884	4.0000	1
4	600.0000	248966.08	94715.23	0.2750	6.0000	1
5	800.0000	328065.60	127448.28	0.3559	8.0000	1
6	1000.0000	398760.32	152367.91	0.4394	10.0000	1
7	1200.0000	465657.52	178164.67	0.5106	12.0000	1

Average Calibration Factor = 0.047969 (%RSD = 10.28)

1260-3

Component Type : Single Peak Component
Retention Time : 11.961 min Search Window: 0.50 s, 0.50 %
Reference Component: 1260-1
Find peak closest to expected RT in window
Internal Standard : Int Std
Use Average Calibration Factor (Area ratio / Amount ratio)
User Values:
Label :
Value 1: 0.000000
Value 2: 0.000000
Value 3: 0.000000
Value 4: 0.000000
Value 5: 0.000000

Calibration Levels:

Level Name	Amount	Area	Height	ISTD Resp.	ISTD Amt.	# Replicates
0.5	50.0000	40981.60	19013.25	0.0445	0.5000	1
1	100.0000	73024.32	32779.68	0.0801	1.0000	1
2	200.0000	133811.23	60315.88	0.1461	2.0000	1
3	400.0000	257526.77	109953.18	0.2807	4.0000	1
4	600.0000	365922.74	156048.22	0.4042	6.0000	1
5	800.0000	479693.00	202225.54	0.5204	8.0000	1
6	1000.0000	577192.44	247148.88	0.6360	10.0000	1
7	1200.0000	670016.84	287172.46	0.7347	12.0000	1

Average Calibration Factor = 0.071198 (%RSD = 13.13)

1260-4

Component Type : Single Peak Component
Retention Time : 12.068 min Search Window: 0.50 s, 0.70 %
Reference Component: 1260-1
Find peak closest to expected RT in window
Internal Standard : Int Std
Use Average Calibration Factor (Area ratio / Amount ratio)
User Values:
Label :
Value 1: 0.000000
Value 2: 0.000000
Value 3: 0.000000
Value 4: 0.000000
Value 5: 0.000000

Calibration Levels:

Level Name	Amount	Area	Height	ISTD Resp.	ISTD Amt.	# Replicates
0.5	50.0000	19986.56	9246.15	0.0217	0.5000	1

1	100.0000	37082.72	17281.48	0.0407	1.0000	1
2	200.0000	69613.84	31735.33	0.0760	2.0000	1
3	400.0000	136181.45	60867.62	0.1484	4.0000	1
4	600.0000	197397.73	85953.07	0.2180	6.0000	1
5	800.0000	260649.19	115481.48	0.2828	8.0000	1
6	1000.0000	317469.38	135388.99	0.3498	10.0000	1
7	1200.0000	371512.41	159719.55	0.4074	12.0000	1

Average Calibration Factor = 0.037477 (%RSD = 8.47)

1260-5

Component Type : Single Peak Component
Retention Time : 12.502 min Search Window: 0.50 s, 0.70 %
Reference Component: 1260-1
Find peak closest to expected RT in window
Internal Standard : Int Std
Use Average Calibration Factor (Area ratio / Amount ratio)
User Values:
Label :
Value 1: 0.000000
Value 2: 0.000000
Value 3: 0.000000
Value 4: 0.000000
Value 5: 0.000000
Calibration Levels:

Level Name	Amount	Area	Height	ISTD Resp.	ISTD Amt.	# Replicates
0.5	50.0000	17169.60	8374.03	0.0187	0.5000	1
1	100.0000	34580.92	16220.22	0.0379	1.0000	1
2	200.0000	64740.52	29641.93	0.0707	2.0000	1
3	400.0000	121662.82	54677.21	0.1326	4.0000	1
4	600.0000	175056.84	79609.13	0.1934	6.0000	1
5	800.0000	229774.36	103438.24	0.2493	8.0000	1
6	1000.0000	278824.46	125524.21	0.3072	10.0000	1
7	1200.0000	324250.96	146050.95	0.3556	12.0000	1

Average Calibration Factor = 0.033432 (%RSD = 9.27)

DCBP SURR

Component Type : Single Peak Component
Retention Time : 15.607 min Search Window: 1.00 s, 1.00 %
Reference Component:
Find peak closest to expected RT in window
Internal Standard : Int Std
Use Average Calibration Factor (Area ratio / Amount ratio)
User Values:
Label :
Value 1: 0.000000
Value 2: 0.000000
Value 3: 0.000000
Value 4: 0.000000
Value 5: 0.000000
Calibration Levels:

Level Name	Amount	Area	Height	ISTD Resp.	ISTD Amt.	# Replicates
0.5	10.0000	133638.64	61299.55	0.1452	0.1000	1
1	20.0000	247115.04	110289.51	0.2710	0.2000	1
2	40.0000	459644.16	198850.98	0.5017	0.4000	1
3	60.0000	673484.00	291436.04	0.7341	0.6000	1
4	80.0000	928172.48	380580.58	1.0252	0.8000	1
5	100.0000	1077005.92	445627.02	1.1684	1.0000	1
6	120.0000	1253910.24	527252.23	1.3817	1.2000	1
7	140.0000	1426855.44	585613.74	1.5647	1.4000	1

Average Calibration Factor = 1.250461 (%RSD = 8.94)

Calibration Replicate Lists:

Component: Int Std

Level : 0.5

Area	Height	Vol Adj Amt	ISTD Response	ISTD Amount	Date/Time	File
920338.88	393986.91	100.0000	1.0000	1.0000	11/14/2019 06:56 AM	GEDIT.RS

Level : 1

Area	Height	Vol Adj Amt	ISTD Response	ISTD Amount	Date/Time	File
911929.76	406754.97	100.0000	1.0000	1.0000	11/14/2019 06:56 AM	GEDIT.RS

Level : 2

Area	Height	Vol Adj Amt	ISTD Response	ISTD Amount	Date/Time	File
916195.68	407428.48	100.0000	1.0000	1.0000	11/14/2019 06:56 AM	GEDIT.RS

Level : 3

Area	Height	Vol Adj Amt	ISTD Response	ISTD Amount	Date/Time	File
917375.84	400463.41	100.0000	1.0000	1.0000	11/14/2019 06:56 AM	GEDIT.RS

Level : 4

Area	Height	Vol Adj Amt	ISTD Response	ISTD Amount	Date/Time	File
905387.04	369050.79	100.0000	1.0000	1.0000	11/14/2019 06:56 AM	GEDIT.RS

Level : 5

Area	Height	Vol Adj Amt	ISTD Response	ISTD Amount	Date/Time	File
921751.92	411138.24	100.0000	1.0000	1.0000	11/14/2019 06:56 AM	GEDIT.RS

Level : 6

Area	Height	Vol Adj Amt	ISTD Response	ISTD Amount	Date/Time	File
907512.48	403104.85	100.0000	1.0000	1.0000	11/14/2019 06:56 AM	GEDIT.RS

Level : 7

Area	Height	Vol Adj Amt	ISTD Response	ISTD Amount	Date/Time	File
911914.48	388118.74	100.0000	1.0000	1.0000	11/14/2019 06:56 AM	GEDIT.RS

Component: TCMX SURR

Level : 0.5

Area	Height	Vol Adj Amt	ISTD Response	ISTD Amount	Date/Time	File
164816.32	77241.24	10.0000	0.1791	0.1000	11/14/2019 06:56 AM	GEDIT.RS

Level : 1

Area	Height	Vol Adj Amt	ISTD Response	ISTD Amount	Date/Time	File
290211.44	134624.88	20.0000	0.3182	0.2000	11/14/2019 06:56 AM	GEDIT.RS

Level : 2

Area	Height	Vol Adj Amt	ISTD Response	ISTD Amount	Date/Time	File

540915.44	244561.83	40.0000	0.5904	0.4000	11/14/2019 06:56 AM	GEDIT.RS

Level : 3

Area	Height	Vol Adj Amt	ISTD Response	ISTD Amount	Date/Time	File
799668.48	357439.03	60.0000	0.8717	0.6000	11/14/2019 06:56 AM	GEDIT.RS

Level : 4

Area	Height	Vol Adj Amt	ISTD Response	ISTD Amount	Date/Time	File
1095752.00	479611.58	80.0000	1.2103	0.8000	11/14/2019 06:56 AM	GEDIT.RS

Level : 5

Area	Height	Vol Adj Amt	ISTD Response	ISTD Amount	Date/Time	File
1269883.76	558327.56	100.0000	1.3777	1.0000	11/14/2019 06:56 AM	GEDIT.RS

Level : 6

Area	Height	Vol Adj Amt	ISTD Response	ISTD Amount	Date/Time	File
1484954.56	660240.76	120.0000	1.6363	1.2000	11/14/2019 06:56 AM	GEDIT.RS

Level : 7

Area	Height	Vol Adj Amt	ISTD Response	ISTD Amount	Date/Time	File
1682696.64	734954.84	140.0000	1.8452	1.4000	11/14/2019 06:56 AM	GEDIT.RS

Component: 1016-1

Level : 0.5

Area	Height	Vol Adj Amt	ISTD Response	ISTD Amount	Date/Time	File
20862.56	9962.85	50.0000	0.0227	0.5000	11/14/2019 06:56 AM	GEDIT.RS

Level : 1

Area	Height	Vol Adj Amt	ISTD Response	ISTD Amount	Date/Time	File
38730.40	17828.45	100.0000	0.0425	1.0000	11/14/2019 06:56 AM	GEDIT.RS

Level : 2

Area	Height	Vol Adj Amt	ISTD Response	ISTD Amount	Date/Time	File
72593.28	32934.32	200.0000	0.0792	2.0000	11/14/2019 06:56 AM	GEDIT.RS

Level : 3

Area	Height	Vol Adj Amt	ISTD Response	ISTD Amount	Date/Time	File
134247.20	59114.75	400.0000	0.1463	4.0000	11/14/2019 06:56 AM	GEDIT.RS

Level : 4

Area	Height	Vol Adj Amt	ISTD Response	ISTD Amount	Date/Time	File
192364.24	83000.66	600.0000	0.2125	6.0000	11/14/2019 06:56 AM	GEDIT.RS

Level : 5

Area	Height	Vol Adj Amt	ISTD Response	ISTD Amount	Date/Time	File

248515.36	107884.11	800.0000	0.2696	8.0000	11/14/2019	06:56 AM	GEDIT.RS

Level : 6

Area	Height	Vol Adj Amt	ISTD Response	ISTD Amount	Date/Time		File
300879.84	130447.34	1000.0000	0.3315	10.0000	11/14/2019	06:56 AM	GEDIT.RS

Level : 7

Area	Height	Vol Adj Amt	ISTD Response	ISTD Amount	Date/Time		File
347590.24	149948.84	1200.0000	0.3812	12.0000	11/14/2019	06:56 AM	GEDIT.RS

Component: 1016-2

Level : 0.5

Area	Height	Vol Adj Amt	ISTD Response	ISTD Amount	Date/Time		File
31833.36	14161.21	50.0000	0.0346	0.5000	11/14/2019	06:56 AM	GEDIT.RS

Level : 1

Area	Height	Vol Adj Amt	ISTD Response	ISTD Amount	Date/Time		File
58559.93	25168.95	100.0000	0.0642	1.0000	11/14/2019	06:56 AM	GEDIT.RS

Level : 2

Area	Height	Vol Adj Amt	ISTD Response	ISTD Amount	Date/Time		File
108518.04	45696.42	200.0000	0.1184	2.0000	11/14/2019	06:56 AM	GEDIT.RS

Level : 3

Area	Height	Vol Adj Amt	ISTD Response	ISTD Amount	Date/Time		File
200482.85	82462.87	400.0000	0.2185	4.0000	11/14/2019	06:56 AM	GEDIT.RS

Level : 4

Area	Height	Vol Adj Amt	ISTD Response	ISTD Amount	Date/Time		File
287267.44	117203.36	600.0000	0.3173	6.0000	11/14/2019	06:56 AM	GEDIT.RS

Level : 5

Area	Height	Vol Adj Amt	ISTD Response	ISTD Amount	Date/Time		File
373533.88	150370.32	800.0000	0.4052	8.0000	11/14/2019	06:56 AM	GEDIT.RS

Level : 6

Area	Height	Vol Adj Amt	ISTD Response	ISTD Amount	Date/Time		File
451043.27	182974.18	1000.0000	0.4970	10.0000	11/14/2019	06:56 AM	GEDIT.RS

Level : 7

Area	Height	Vol Adj Amt	ISTD Response	ISTD Amount	Date/Time		File
522812.54	209974.49	1200.0000	0.5733	12.0000	11/14/2019	06:56 AM	GEDIT.RS

Component: 1016-3

Level : 0.5

Area	Height	Vol Adj Amt	ISTD Response	ISTD Amount	Date/Time	File
24896.16	11679.77	50.0000	0.0271	0.5000	11/14/2019 06:56 AM	GEDIT.RS

Level : 1

Area	Height	Vol Adj Amt	ISTD Response	ISTD Amount	Date/Time	File
46237.44	21629.60	100.0000	0.0507	1.0000	11/14/2019 06:56 AM	GEDIT.RS

Level : 2

Area	Height	Vol Adj Amt	ISTD Response	ISTD Amount	Date/Time	File
86910.24	39254.14	200.0000	0.0949	2.0000	11/14/2019 06:56 AM	GEDIT.RS

Level : 3

Area	Height	Vol Adj Amt	ISTD Response	ISTD Amount	Date/Time	File
163580.48	72118.68	400.0000	0.1783	4.0000	11/14/2019 06:56 AM	GEDIT.RS

Level : 4

Area	Height	Vol Adj Amt	ISTD Response	ISTD Amount	Date/Time	File
234660.88	102321.56	600.0000	0.2592	6.0000	11/14/2019 06:56 AM	GEDIT.RS

Level : 5

Area	Height	Vol Adj Amt	ISTD Response	ISTD Amount	Date/Time	File
307247.28	134476.00	800.0000	0.3333	8.0000	11/14/2019 06:56 AM	GEDIT.RS

Level : 6

Area	Height	Vol Adj Amt	ISTD Response	ISTD Amount	Date/Time	File
373020.32	160862.96	1000.0000	0.4110	10.0000	11/14/2019 06:56 AM	GEDIT.RS

Level : 7

Area	Height	Vol Adj Amt	ISTD Response	ISTD Amount	Date/Time	File
435072.32	187897.50	1200.0000	0.4771	12.0000	11/14/2019 06:56 AM	GEDIT.RS

Component: 1016-4

Level : 0.5

Area	Height	Vol Adj Amt	ISTD Response	ISTD Amount	Date/Time	File
18267.20	8754.52	50.0000	0.0198	0.5000	11/14/2019 06:56 AM	GEDIT.RS

Level : 1

Area	Height	Vol Adj Amt	ISTD Response	ISTD Amount	Date/Time	File
36351.36	16831.71	100.0000	0.0399	1.0000	11/14/2019 06:56 AM	GEDIT.RS

Level : 2

Area	Height	Vol Adj Amt	ISTD Response	ISTD Amount	Date/Time	File
67556.35	30118.01	200.0000	0.0737	2.0000	11/14/2019 06:56 AM	GEDIT.RS

Level : 3

Area	Height	Vol Adj Amt	ISTD Response	ISTD Amount	Date/Time	File
124415.26	54079.06	400.0000	0.1356	4.0000	11/14/2019 06:56 AM	GEDIT.RS

Level : 4

Area	Height	Vol Adj Amt	ISTD Response	ISTD Amount	Date/Time	File
175504.66	77060.46	600.0000	0.1938	6.0000	11/14/2019 06:56 AM	GEDIT.RS

Level : 5

Area	Height	Vol Adj Amt	ISTD Response	ISTD Amount	Date/Time	File
227644.24	98503.53	800.0000	0.2470	8.0000	11/14/2019 06:56 AM	GEDIT.RS

Level : 6

Area	Height	Vol Adj Amt	ISTD Response	ISTD Amount	Date/Time	File
272646.14	118520.03	1000.0000	0.3004	10.0000	11/14/2019 06:56 AM	GEDIT.RS

Level : 7

Area	Height	Vol Adj Amt	ISTD Response	ISTD Amount	Date/Time	File
316342.84	134587.49	1200.0000	0.3469	12.0000	11/14/2019 06:56 AM	GEDIT.RS

Component: 1016-5

Level : 0.5

Area	Height	Vol Adj Amt	ISTD Response	ISTD Amount	Date/Time	File
23628.31	10845.56	50.0000	0.0257	0.5000	11/14/2019 06:56 AM	GEDIT.RS

Level : 1

Area	Height	Vol Adj Amt	ISTD Response	ISTD Amount	Date/Time	File
43246.30	19624.34	100.0000	0.0474	1.0000	11/14/2019 06:56 AM	GEDIT.RS

Level : 2

Area	Height	Vol Adj Amt	ISTD Response	ISTD Amount	Date/Time	File
80504.82	35803.81	200.0000	0.0879	2.0000	11/14/2019 06:56 AM	GEDIT.RS

Level : 3

Area	Height	Vol Adj Amt	ISTD Response	ISTD Amount	Date/Time	File
152085.65	64986.22	400.0000	0.1658	4.0000	11/14/2019 06:56 AM	GEDIT.RS

Level : 4

Area	Height	Vol Adj Amt	ISTD Response	ISTD Amount	Date/Time	File
216192.52	91640.98	600.0000	0.2388	6.0000	11/14/2019 06:56 AM	GEDIT.RS

Level : 5

Area	Height	Vol Adj Amt	ISTD Response	ISTD Amount	Date/Time	File
283703.82	119130.31	800.0000	0.3078	8.0000	11/14/2019 06:56 AM	GEDIT.RS

Level : 6

Area	Height	Vol Adj Amt	ISTD Response	ISTD Amount	Date/Time	File
340853.21	142800.84	1000.0000	0.3756	10.0000	11/14/2019 06:56 AM	GEDIT.RS

Level : 7

Area	Height	Vol Adj Amt	ISTD Response	ISTD Amount	Date/Time	File
390977.59	165983.35	1200.0000	0.4287	12.0000	11/14/2019 06:56 AM	GEDIT.RS

Component: 1260-1

Level : 1

Area	Height	Vol Adj Amt	ISTD Response	ISTD Amount	Date/Time	File
85387.12	38025.71	100.0000	0.0936	1.0000	11/14/2019 06:56 AM	GEDIT.RS

Level : 2

Area	Height	Vol Adj Amt	ISTD Response	ISTD Amount	Date/Time	File
156471.04	68307.83	200.0000	0.1708	2.0000	11/14/2019 06:56 AM	GEDIT.RS

Level : 3

Area	Height	Vol Adj Amt	ISTD Response	ISTD Amount	Date/Time	File
286561.44	122529.56	400.0000	0.3124	4.0000	11/14/2019 06:56 AM	GEDIT.RS

Level : 4

Area	Height	Vol Adj Amt	ISTD Response	ISTD Amount	Date/Time	File
404510.72	173112.39	600.0000	0.4468	6.0000	11/14/2019 06:56 AM	GEDIT.RS

Level : 5

Area	Height	Vol Adj Amt	ISTD Response	ISTD Amount	Date/Time	File
526761.76	223808.23	800.0000	0.5715	8.0000	11/14/2019 06:56 AM	GEDIT.RS

Level : 6

Area	Height	Vol Adj Amt	ISTD Response	ISTD Amount	Date/Time	File
631231.52	266183.67	1000.0000	0.6956	10.0000	11/14/2019 06:56 AM	GEDIT.RS

Level : 7

Area	Height	Vol Adj Amt	ISTD Response	ISTD Amount	Date/Time	File
729527.76	308432.18	1200.0000	0.8000	12.0000	11/14/2019 06:56 AM	GEDIT.RS

Component: 1260-2

Level : 0.5

Area	Height	Vol Adj Amt	ISTD Response	ISTD Amount	Date/Time	File
26050.32	10558.39	50.0000	0.0283	0.5000	11/14/2019 06:56 AM	GEDIT.RS

Level : 1

Area	Height	Vol Adj Amt	ISTD Response	ISTD Amount	Date/Time	File
48652.80	19164.86	100.0000	0.0534	1.0000	11/14/2019 06:56 AM	GEDIT.RS

Level : 2

Area	Height	Vol Adj Amt	ISTD Response	ISTD Amount	Date/Time	File
91386.88	35714.25	200.0000	0.0997	2.0000	11/14/2019 06:56 AM	GEDIT.RS

Level : 3

Area	Height	Vol Adj Amt	ISTD Response	ISTD Amount	Date/Time	File
172838.40	66919.78	400.0000	0.1884	4.0000	11/14/2019 06:56 AM	GEDIT.RS

Level : 4

Area	Height	Vol Adj Amt	ISTD Response	ISTD Amount	Date/Time	File
248966.08	94715.23	600.0000	0.2750	6.0000	11/14/2019 06:56 AM	GEDIT.RS

Level : 5

Area	Height	Vol Adj Amt	ISTD Response	ISTD Amount	Date/Time	File
328065.60	127448.28	800.0000	0.3559	8.0000	11/14/2019 06:56 AM	GEDIT.RS

Level : 6

Area	Height	Vol Adj Amt	ISTD Response	ISTD Amount	Date/Time	File
398760.32	152367.91	1000.0000	0.4394	10.0000	11/14/2019 06:56 AM	GEDIT.RS

Level : 7

Area	Height	Vol Adj Amt	ISTD Response	ISTD Amount	Date/Time	File
465657.52	178164.67	1200.0000	0.5106	12.0000	11/14/2019 06:56 AM	GEDIT.RS

Component: 1260-3

Level : 0.5

Area	Height	Vol Adj Amt	ISTD Response	ISTD Amount	Date/Time	File
40981.60	19013.25	50.0000	0.0445	0.5000	11/14/2019 06:56 AM	GEDIT.RS

Level : 1

Area	Height	Vol Adj Amt	ISTD Response	ISTD Amount	Date/Time	File
73024.32	32779.68	100.0000	0.0801	1.0000	11/14/2019 06:56 AM	GEDIT.RS

Level : 2

Area	Height	Vol Adj Amt	ISTD Response	ISTD Amount	Date/Time	File
133811.23	60315.88	200.0000	0.1461	2.0000	11/14/2019 06:56 AM	GEDIT.RS

Level : 3

Area	Height	Vol Adj Amt	ISTD Response	ISTD Amount	Date/Time	File
257526.77	109953.18	400.0000	0.2807	4.0000	11/14/2019 06:56 AM	GEDIT.RS

Level : 4

Area	Height	Vol Adj Amt	ISTD Response	ISTD Amount	Date/Time	File
365922.74	156048.22	600.0000	0.4042	6.0000	11/14/2019 06:56 AM	GEDIT.RS

Level : 5

Area	Height	Vol Adj Amt	ISTD Response	ISTD Amount	Date/Time	File
479693.00	202225.54	800.0000	0.5204	8.0000	11/14/2019 06:56 AM	GEDIT.RS

Level : 6

Area	Height	Vol Adj Amt	ISTD Response	ISTD Amount	Date/Time	File
577192.44	247148.88	1000.0000	0.6360	10.0000	11/14/2019 06:56 AM	GEDIT.RS

Level : 7

Area	Height	Vol Adj Amt	ISTD Response	ISTD Amount	Date/Time	File
670016.84	287172.46	1200.0000	0.7347	12.0000	11/14/2019 06:56 AM	GEDIT.RS

Component: 1260-4

Level : 0.5

Area	Height	Vol Adj Amt	ISTD Response	ISTD Amount	Date/Time	File
19986.56	9246.15	50.0000	0.0217	0.5000	11/14/2019 06:56 AM	GEDIT.RS

Level : 1

Area	Height	Vol Adj Amt	ISTD Response	ISTD Amount	Date/Time	File
37082.72	17281.48	100.0000	0.0407	1.0000	11/14/2019 06:56 AM	GEDIT.RS

Level : 2

Area	Height	Vol Adj Amt	ISTD Response	ISTD Amount	Date/Time	File
69613.84	31735.33	200.0000	0.0760	2.0000	11/14/2019 06:56 AM	GEDIT.RS

Level : 3

Area	Height	Vol Adj Amt	ISTD Response	ISTD Amount	Date/Time	File
136181.45	60867.62	400.0000	0.1484	4.0000	11/14/2019 06:56 AM	GEDIT.RS

Level : 4

Area	Height	Vol Adj Amt	ISTD Response	ISTD Amount	Date/Time	File
197397.73	85953.07	600.0000	0.2180	6.0000	11/14/2019 06:56 AM	GEDIT.RS

Level : 5

Area	Height	Vol Adj Amt	ISTD Response	ISTD Amount	Date/Time	File
260649.19	115481.48	800.0000	0.2828	8.0000	11/14/2019 06:56 AM	GEDIT.RS

Level : 6

Area	Height	Vol Adj Amt	ISTD Response	ISTD Amount	Date/Time	File
317469.38	135388.99	1000.0000	0.3498	10.0000	11/14/2019 06:56 AM	GEDIT.RS

Level : 7

Area	Height	Vol Adj Amt	ISTD Response	ISTD Amount	Date/Time	File
371512.41	159719.55	1200.0000	0.4074	12.0000	11/14/2019 06:56 AM	GEDIT.RS

Component: 1260-5

Level : 0.5

Area	Height	Vol Adj Amt	ISTD Response	ISTD Amount	Date/Time	File
17169.60	8374.03	50.0000	0.0187	0.5000	11/14/2019 06:56 AM	GEDIT.RS

Level : 1

Area	Height	Vol Adj Amt	ISTD Response	ISTD Amount	Date/Time	File
34580.92	16220.22	100.0000	0.0379	1.0000	11/14/2019 06:56 AM	GEDIT.RS

Level : 2

Area	Height	Vol Adj Amt	ISTD Response	ISTD Amount	Date/Time	File
64740.52	29641.93	200.0000	0.0707	2.0000	11/14/2019 06:56 AM	GEDIT.RS

Level : 3

Area	Height	Vol Adj Amt	ISTD Response	ISTD Amount	Date/Time	File
121662.82	54677.21	400.0000	0.1326	4.0000	11/14/2019 06:56 AM	GEDIT.RS

Level : 4

Area	Height	Vol Adj Amt	ISTD Response	ISTD Amount	Date/Time	File
175056.84	79609.13	600.0000	0.1934	6.0000	11/14/2019 06:56 AM	GEDIT.RS

Level : 5

Area	Height	Vol Adj Amt	ISTD Response	ISTD Amount	Date/Time	File
229774.36	103438.24	800.0000	0.2493	8.0000	11/14/2019 06:56 AM	GEDIT.RS

Level : 6

Area	Height	Vol Adj Amt	ISTD Response	ISTD Amount	Date/Time	File
278824.46	125524.21	1000.0000	0.3072	10.0000	11/14/2019 06:56 AM	GEDIT.RS

Level : 7

Area	Height	Vol Adj Amt	ISTD Response	ISTD Amount	Date/Time	File
324250.96	146050.95	1200.0000	0.3556	12.0000	11/14/2019 06:56 AM	GEDIT.RS

Component: DCBP SURR

Level : 0.5

Area	Height	Vol Adj Amt	ISTD Response	ISTD Amount	Date/Time	File
133638.64	61299.55	10.0000	0.1452	0.1000	11/14/2019 06:56 AM	GEDIT.RS

Level : 1

Area	Height	Vol Adj Amt	ISTD Response	ISTD Amount	Date/Time	File
247115.04	110289.51	20.0000	0.2710	0.2000	11/14/2019 06:56 AM	GEDIT.RS

Level : 2

Area	Height	Vol Adj Amt	ISTD Response	ISTD Amount	Date/Time	File
459644.16	198850.98	40.0000	0.5017	0.4000	11/14/2019 06:56 AM	GEDIT.RS

Level : 3

Area	Height	Vol Adj Amt	ISTD Response	ISTD Amount	Date/Time	File
673484.00	291436.04	60.0000	0.7341	0.6000	11/14/2019 06:56 AM	GEDIT.RS

Level : 4

Area	Height	Vol Adj Amt	ISTD Response	ISTD Amount	Date/Time	File
928172.48	380580.58	80.0000	1.0252	0.8000	11/14/2019 06:56 AM	GEDIT.RS

Level : 5

Area	Height	Vol Adj Amt	ISTD Response	ISTD Amount	Date/Time	File
1077005.92	445627.02	100.0000	1.1684	1.0000	11/14/2019 06:56 AM	GEDIT.RS

Level : 6

Area	Height	Vol Adj Amt	ISTD Response	ISTD Amount	Date/Time	File
1253910.24	527252.23	120.0000	1.3817	1.2000	11/14/2019 06:56 AM	GEDIT.RS

Level : 7

Area	Height	Vol Adj Amt	ISTD Response	ISTD Amount	Date/Time	File
1426855.44	585613.74	140.0000	1.5647	1.4000	11/14/2019 06:56 AM	GEDIT.RS

Turbochrom Method File : E:\TC2019\ECD8\11-NOV\PC1113BI.MTH
Created by : AM on : 11/14/2019 06:50 AM
Edited by : AW on : 11/14/2019 06:53 AM
Description :

Number of Times Edited : 2
Number of Times Calibrated : 5545

Instrument Conditions :
Au-8 PCBs

Instrument Control Method:
Instrument name : AUTO_ECD8

Interface Parameters :
Delay Time : 0.00 min.
Run Time : 18.00 min.
Sampling Rate : 6.2500 pts/s
Interface Type : 900
Analog Voltage Input : 1000 mV
Data will be collected from both channels

Timed Events:
There are no timed events in the method

Real Time Plot Parameters :
Channel A -- Pages: 1 Offset: 0.000 mV Scale: 1000.000 mV
Channel B -- Pages: 1 Offset: 0.000 mV Scale: 1000.000 mV

Processing Parameters :
Bunch Factor : 1 points
Noise Threshold : 300 µV
Area Threshold : 983.00 µV

Peak Separation Criteria
Width Ratio : 0.200
Valley-to-Peak Ratio : 0.010

Exponential Skim Criteria
Peak Height Ratio : 5.000
Adjusted Height Ratio : 4.000
Valley Height Ratio : 3.000

Baseline Timed Events :
Event #1 - -P at 1.225
Event #2 - +P at 3.053
Event #3 - -P at 3.325
Event #4 - +P at 4.903
Event #5 - -P at 5.177
Event #6 - +P at 5.618
Event #7 - -P at 9.412
Event #8 - +P at 10.882
Event #9 - -P at 14.374

Event #10 - +P at 16.087
Event #11 - -P at 16.360

Annotated Replot Parameters :
No replot will be printed

Report Format files :
No report format files given

User Programs :
No user programs will be executed

Global Information :
Default Sample Volume : 1.000 ul
Quantitation Units :
Void Time : 0.000 min
Correct amounts during calibration : NO
Reject outliers during calibration : NO
An Internal Standard calibration will be used
Unknown peaks will be quantitated using a response factor of 1.000000

Component Information :
Int Std
Component Type : Single Peak Component
Retention Time : 3.161 min Search Window: 2.00 s, 2.00 %
Reference Component:
Find peak closest to expected RT in window
Internal Standard :
Use Average Calibration Factor (Area ratio / Amount ratio)
User Values:
Label :
Value 1: 0.000000
Value 2: 0.000000
Value 3: 0.000000
Value 4: 0.000000
Value 5: 0.000000
Calibration Levels:

Level Name	Amount	Area	Height	ISTD Resp.	ISTD Amt.	# Replicates
0.5	100.0000	872015.44	357441.04	1.0000	1.0000	1
1	100.0000	870973.44	362565.36	1.0000	1.0000	1
2	100.0000	873303.52	358012.41	1.0000	1.0000	1
3	100.0000	866597.28	354009.95	1.0000	1.0000	1
4	100.0000	844956.00	329794.54	1.0000	1.0000	1
5	100.0000	860439.04	358219.86	1.0000	1.0000	1
6	100.0000	840123.52	351583.42	1.0000	1.0000	1
7	100.0000	832715.36	337268.16	1.0000	1.0000	1

Average Calibration Factor = 1.000000 (%RSD = 0.00)

TCMX SURR
Component Type : Single Peak Component
Retention Time : 5.028 min Search Window: 3.50 s, 1.00 %
Reference Component:
Find peak closest to expected RT in window
Internal Standard : Int Std
Use Average Calibration Factor (Area ratio / Amount ratio)
User Values:
Label :

Value 1: 0.000000
Value 2: 0.000000
Value 3: 0.000000
Value 4: 0.000000
Value 5: 0.000000

Calibration Levels:

Level Name	Amount	Area	Height	ISTD Resp.	ISTD Amt.	# Replicates
0.5	10.0000	131637.52	50126.48	0.1510	0.1000	1
1	20.0000	196829.60	82824.85	0.2260	0.2000	1
2	40.0000	367238.24	150644.32	0.4205	0.4000	1
3	60.0000	541162.40	217104.93	0.6245	0.6000	1
4	80.0000	740614.08	292407.40	0.8765	0.8000	1
5	100.0000	856196.96	340852.71	0.9951	1.0000	1
6	120.0000	998974.88	398084.18	1.1891	1.2000	1
7	140.0000	1134217.28	444684.32	1.3621	1.4000	1

Average Calibration Factor = 1.098263 (%RSD = 15.91)

1016-1

Component Type : Single Peak Component
Retention Time : 6.171 min Search Window: 0.50 s, 0.50 %
Reference Component:
Find largest peak in window
Internal Standard : Int Std
Use Average Calibration Factor (Area ratio / Amount ratio)
User Values:
Label :
Value 1: 0.000000
Value 2: 0.000000
Value 3: 0.000000
Value 4: 0.000000
Value 5: 0.000000

Calibration Levels:

Level Name	Amount	Area	Height	ISTD Resp.	ISTD Amt.	# Replicates
1	100.0000	19256.48	8179.86	0.0221	1.0000	1
2	200.0000	41363.52	16276.33	0.0474	2.0000	1
3	400.0000	74762.64	29342.91	0.0863	4.0000	1
4	600.0000	114418.80	42746.64	0.1354	6.0000	1
5	800.0000	150134.72	55881.00	0.1745	8.0000	1
6	1000.0000	184083.52	67008.94	0.2191	10.0000	1
7	1200.0000	212256.64	78069.92	0.2549	12.0000	1

Average Calibration Factor = 0.022127 (%RSD = 3.62)

1016-2

Component Type : Single Peak Component
Retention Time : 6.978 min Search Window: 1.00 s, 1.00 %
Reference Component: 1016-1
Find peak closest to expected RT in window
Internal Standard : Int Std
Use Average Calibration Factor (Area ratio / Amount ratio)
User Values:
Label :
Value 1: 0.000000
Value 2: 0.000000
Value 3: 0.000000
Value 4: 0.000000
Value 5: 0.000000

Calibration Levels:

Level Name	Amount	Area	Height	ISTD Resp.	ISTD Amt.	# Replicates
0.5	50.0000	16408.00	5684.11	0.0188	0.5000	1
1	100.0000	33776.24	11042.63	0.0388	1.0000	1

2	200.0000	66802.72	20738.52	0.0765	2.0000	1
3	400.0000	129306.32	39142.97	0.1492	4.0000	1
4	600.0000	188201.60	55813.75	0.2227	6.0000	1
5	800.0000	245524.88	72579.51	0.2853	8.0000	1
6	1000.0000	297526.88	87364.81	0.3541	10.0000	1
7	1200.0000	346831.84	100274.70	0.4165	12.0000	1

Average Calibration Factor = 0.036860 (%RSD = 3.92)

1016-3

Component Type : Single Peak Component
Retention Time : 7.908 min Search Window: 1.00 s, 1.00 %
Reference Component: 1016-1
Find peak closest to expected RT in window
Internal Standard : Int Std
Use Average Calibration Factor (Area ratio / Amount ratio)
User Values:
Label :
Value 1: 0.000000
Value 2: 0.000000
Value 3: 0.000000
Value 4: 0.000000
Value 5: 0.000000
Calibration Levels:

Level Name	Amount	Area	Height	ISTD Resp.	ISTD Amt.	# Replicates
0.5	50.0000	43433.44	14261.54	0.0498	0.5000	1
1	100.0000	77641.12	24990.40	0.0891	1.0000	1
2	200.0000	145390.24	45414.84	0.1665	2.0000	1
3	400.0000	275768.80	82955.19	0.3182	4.0000	1
4	600.0000	402649.28	120368.81	0.4765	6.0000	1
5	800.0000	525648.16	156211.67	0.6109	8.0000	1
6	1000.0000	636832.48	185955.08	0.7580	10.0000	1
7	1200.0000	741834.56	217977.44	0.8909	12.0000	1

Average Calibration Factor = 0.082173 (%RSD = 10.34)

1016-4

Component Type : Single Peak Component
Retention Time : 8.102 min Search Window: 1.00 s, 1.00 %
Reference Component: 1016-1
Find peak closest to expected RT in window
Internal Standard : Int Std
Use Average Calibration Factor (Area ratio / Amount ratio)
User Values:
Label :
Value 1: 0.000000
Value 2: 0.000000
Value 3: 0.000000
Value 4: 0.000000
Value 5: 0.000000
Calibration Levels:

Level Name	Amount	Area	Height	ISTD Resp.	ISTD Amt.	# Replicates
0.5	50.0000	10235.84	5031.48	0.0117	0.5000	1
1	100.0000	23056.80	10200.96	0.0265	1.0000	1
2	200.0000	60285.44	21612.56	0.0690	2.0000	1
3	400.0000	119257.44	41595.85	0.1376	4.0000	1
4	600.0000	173948.48	59957.99	0.2059	6.0000	1
5	800.0000	228056.80	77519.56	0.2650	8.0000	1
6	1000.0000	276541.20	94902.68	0.3292	10.0000	1
7	1200.0000	323385.44	109137.38	0.3884	12.0000	1

Average Calibration Factor = 0.031449 (%RSD = 13.19)

1016-5

Component Type : Single Peak Component
Retention Time : 9.016 min Search Window: 1.00 s, 1.00 %
Reference Component: 1016-1
Find peak closest to expected RT in window
Internal Standard : Int Std
Use Average Calibration Factor (Area ratio / Amount ratio)
User Values:
Label :
Value 1: 0.000000
Value 2: 0.000000
Value 3: 0.000000
Value 4: 0.000000
Value 5: 0.000000
Calibration Levels:

Level Name	Amount	Area	Height	ISTD Resp.	ISTD Amt.	# Replicates
0.5	50.0000	8001.76	4006.09	0.0092	0.5000	1
1	100.0000	18980.71	8293.49	0.0218	1.0000	1
2	200.0000	39705.45	16857.87	0.0455	2.0000	1
3	400.0000	79204.33	32455.10	0.0914	4.0000	1
4	600.0000	116839.09	46751.08	0.1383	6.0000	1
5	800.0000	153048.39	60471.50	0.1779	8.0000	1
6	1000.0000	184372.00	72009.65	0.2195	10.0000	1
7	1200.0000	214741.44	83744.65	0.2579	12.0000	1

Average Calibration Factor = 0.021805 (%RSD = 6.87)

1260-1
Component Type : Single Peak Component
Retention Time : 11.308 min Search Window: 0.50 s, 0.50 %
Reference Component:
Find peak closest to expected RT in window
Internal Standard : Int Std
Use Average Calibration Factor (Area ratio / Amount ratio)
User Values:
Label :
Value 1: 0.000000
Value 2: 0.000000
Value 3: 0.000000
Value 4: 0.000000
Value 5: 0.000000
Calibration Levels:

Level Name	Amount	Area	Height	ISTD Resp.	ISTD Amt.	# Replicates
1	100.0000	50251.28	21054.10	0.0577	1.0000	1
2	200.0000	96953.92	38678.28	0.1110	2.0000	1
3	400.0000	175632.64	69290.42	0.2027	4.0000	1
4	600.0000	267697.12	98322.14	0.3168	6.0000	1
5	800.0000	342316.80	125328.69	0.3978	8.0000	1
6	1000.0000	411590.08	147434.09	0.4899	10.0000	1
7	1200.0000	470902.40	169481.27	0.5655	12.0000	1

Average Calibration Factor = 0.051789 (%RSD = 7.26)

1260-2
Component Type : Single Peak Component
Retention Time : 12.461 min Search Window: 0.50 s, 0.50 %
Reference Component: 1260-1
Find peak closest to expected RT in window
Internal Standard : Int Std
Use Average Calibration Factor (Area ratio / Amount ratio)
User Values:
Label :

Value 1: 0.000000
Value 2: 0.000000
Value 3: 0.000000
Value 4: 0.000000
Value 5: 0.000000

Calibration Levels:

Level Name	Amount	Area	Height	ISTD Resp.	ISTD Amt.	# Replicates
0.5	50.0000	52576.29	21001.55	0.0603	0.5000	1
1	100.0000	92209.01	37802.58	0.1059	1.0000	1
2	200.0000	190565.68	71585.35	0.2182	2.0000	1
3	400.0000	360319.23	137264.63	0.4158	4.0000	1
4	600.0000	520892.78	196951.82	0.6165	6.0000	1
5	800.0000	688040.00	259731.37	0.7996	8.0000	1
6	1000.0000	830097.10	308891.13	0.9881	10.0000	1
7	1200.0000	968149.43	362260.48	1.1626	12.0000	1

Average Calibration Factor = 0.104738 (%RSD = 7.18)

1260-3

Component Type : Single Peak Component
Retention Time : 12.565 min Search Window: 0.50 s, 0.50 %
Reference Component: 1260-1
Find peak closest to expected RT in window
Internal Standard : Int Std
Use Average Calibration Factor (Area ratio / Amount ratio)
User Values:
Label :
Value 1: 0.000000
Value 2: 0.000000
Value 3: 0.000000
Value 4: 0.000000
Value 5: 0.000000

Calibration Levels:

Level Name	Amount	Area	Height	ISTD Resp.	ISTD Amt.	# Replicates
0.5	50.0000	23072.16	9836.57	0.0265	0.5000	1
1	100.0000	43409.68	18191.08	0.0498	1.0000	1
2	200.0000	92364.20	35875.27	0.1058	2.0000	1
3	400.0000	179187.38	68102.30	0.2068	4.0000	1
4	600.0000	262417.68	99210.06	0.3106	6.0000	1
5	800.0000	347853.38	131209.56	0.4043	8.0000	1
6	1000.0000	424244.12	160919.49	0.5050	10.0000	1
7	1200.0000	495794.54	186701.38	0.5954	12.0000	1

Average Calibration Factor = 0.051218 (%RSD = 2.52)

1260-4

Component Type : Single Peak Component
Retention Time : 13.019 min Search Window: 0.50 s, 0.70 %
Reference Component: 1260-1
Find peak closest to expected RT in window
Internal Standard : Int Std
Use Average Calibration Factor (Area ratio / Amount ratio)
User Values:
Label :
Value 1: 0.000000
Value 2: 0.000000
Value 3: 0.000000
Value 4: 0.000000
Value 5: 0.000000

Calibration Levels:

Level Name	Amount	Area	Height	ISTD Resp.	ISTD Amt.	# Replicates
0.5	50.0000	51668.96	19549.96	0.0593	0.5000	1

1	100.0000	72526.88	27371.25	0.0833	1.0000	1
2	200.0000	147560.16	52115.28	0.1690	2.0000	1
3	400.0000	278392.16	96258.73	0.3212	4.0000	1
4	600.0000	406211.04	137697.34	0.4807	6.0000	1
5	800.0000	531152.96	181294.81	0.6173	8.0000	1
6	1000.0000	638604.56	221031.25	0.7601	10.0000	1
7	1200.0000	744726.88	255136.90	0.8943	12.0000	1

Average Calibration Factor = 0.084300 (%RSD = 16.89)

1260-5

Component Type : Single Peak Component
Retention Time : 13.200 min Search Window: 0.50 s, 0.70 %
Reference Component: 1260-1
Find peak closest to expected RT in window
Internal Standard : Int Std
Use Average Calibration Factor (Area ratio / Amount ratio)
User Values:
Label :
Value 1: 0.000000
Value 2: 0.000000
Value 3: 0.000000
Value 4: 0.000000
Value 5: 0.000000
Calibration Levels:

Level Name	Amount	Area	Height	ISTD Resp.	ISTD Amt.	# Replicates
0.5	50.0000	18105.28	8174.72	0.0208	0.5000	1
1	100.0000	38872.64	15908.83	0.0446	1.0000	1
2	200.0000	74816.96	30539.51	0.0857	2.0000	1
3	400.0000	145459.60	58429.28	0.1679	4.0000	1
4	600.0000	222458.14	84640.28	0.2633	6.0000	1
5	800.0000	301914.85	113152.93	0.3509	8.0000	1
6	1000.0000	364821.03	137348.44	0.4342	10.0000	1
7	1200.0000	427100.18	160300.43	0.5129	12.0000	1

Average Calibration Factor = 0.043108 (%RSD = 2.42)

DCBP SURR

Component Type : Single Peak Component
Retention Time : 16.210 min Search Window: 1.00 s, 1.00 %
Reference Component:
Find peak closest to expected RT in window
Internal Standard : Int Std
Use Average Calibration Factor (Area ratio / Amount ratio)
User Values:
Label :
Value 1: 0.000000
Value 2: 0.000000
Value 3: 0.000000
Value 4: 0.000000
Value 5: 0.000000
Calibration Levels:

Level Name	Amount	Area	Height	ISTD Resp.	ISTD Amt.	# Replicates
0.5	10.0000	164858.56	65683.21	0.1891	0.1000	1
1	20.0000	294868.00	113226.90	0.3385	0.2000	1
2	40.0000	548243.68	206902.37	0.6278	0.4000	1
3	60.0000	806279.84	302622.88	0.9304	0.6000	1
4	80.0000	1097224.16	406246.17	1.2986	0.8000	1
5	100.0000	1276440.00	475582.80	1.4835	1.0000	1
6	120.0000	1477250.24	549135.43	1.7584	1.2000	1
7	140.0000	1675572.64	629875.22	2.0122	1.4000	1

Average Calibration Factor = 1.589083 (%RSD = 9.34)

Calibration Replicate Lists:

Component: Int Std

Level : 0.5

Area	Height	Vol Adj Amt	ISTD Response	ISTD Amount	Date/Time	File
872015.44	357441.04	100.0000	1.0000	1.0000	11/14/2019 06:53 AM	GEDIT.RS

Level : 1

Area	Height	Vol Adj Amt	ISTD Response	ISTD Amount	Date/Time	File
870973.44	362565.36	100.0000	1.0000	1.0000	11/14/2019 06:53 AM	GEDIT.RS

Level : 2

Area	Height	Vol Adj Amt	ISTD Response	ISTD Amount	Date/Time	File
873303.52	358012.41	100.0000	1.0000	1.0000	11/14/2019 06:53 AM	GEDIT.RS

Level : 3

Area	Height	Vol Adj Amt	ISTD Response	ISTD Amount	Date/Time	File
866597.28	354009.95	100.0000	1.0000	1.0000	11/14/2019 06:53 AM	GEDIT.RS

Level : 4

Area	Height	Vol Adj Amt	ISTD Response	ISTD Amount	Date/Time	File
844956.00	329794.54	100.0000	1.0000	1.0000	11/14/2019 06:53 AM	GEDIT.RS

Level : 5

Area	Height	Vol Adj Amt	ISTD Response	ISTD Amount	Date/Time	File
860439.04	358219.86	100.0000	1.0000	1.0000	11/14/2019 06:53 AM	GEDIT.RS

Level : 6

Area	Height	Vol Adj Amt	ISTD Response	ISTD Amount	Date/Time	File
840123.52	351583.42	100.0000	1.0000	1.0000	11/14/2019 06:53 AM	GEDIT.RS

Level : 7

Area	Height	Vol Adj Amt	ISTD Response	ISTD Amount	Date/Time	File
832715.36	337268.16	100.0000	1.0000	1.0000	11/14/2019 06:53 AM	GEDIT.RS

Component: TCMX SURR

Level : 0.5

Area	Height	Vol Adj Amt	ISTD Response	ISTD Amount	Date/Time	File
131637.52	50126.48	10.0000	0.1510	0.1000	11/14/2019 06:53 AM	GEDIT.RS

Level : 1

Area	Height	Vol Adj Amt	ISTD Response	ISTD Amount	Date/Time	File
196829.60	82824.85	20.0000	0.2260	0.2000	11/14/2019 06:53 AM	GEDIT.RS

Level : 2

Area	Height	Vol Adj Amt	ISTD Response	ISTD Amount	Date/Time	File

367238.24	150644.32	40.0000	0.4205	0.4000	11/14/2019 06:53 AM	GEDIT.RS

Level : 3

Area	Height	Vol Adj Amt	ISTD Response	ISTD Amount	Date/Time	File
541162.40	217104.93	60.0000	0.6245	0.6000	11/14/2019 06:53 AM	GEDIT.RS

Level : 4

Area	Height	Vol Adj Amt	ISTD Response	ISTD Amount	Date/Time	File
740614.08	292407.40	80.0000	0.8765	0.8000	11/14/2019 06:53 AM	GEDIT.RS

Level : 5

Area	Height	Vol Adj Amt	ISTD Response	ISTD Amount	Date/Time	File
856196.96	340852.71	100.0000	0.9951	1.0000	11/14/2019 06:53 AM	GEDIT.RS

Level : 6

Area	Height	Vol Adj Amt	ISTD Response	ISTD Amount	Date/Time	File
998974.88	398084.18	120.0000	1.1891	1.2000	11/14/2019 06:53 AM	GEDIT.RS

Level : 7

Area	Height	Vol Adj Amt	ISTD Response	ISTD Amount	Date/Time	File
1134217.28	444684.32	140.0000	1.3621	1.4000	11/14/2019 06:53 AM	GEDIT.RS

Component: 1016-1

Level : 1

Area	Height	Vol Adj Amt	ISTD Response	ISTD Amount	Date/Time	File
19256.48	8179.86	100.0000	0.0221	1.0000	11/14/2019 06:53 AM	GEDIT.RS

Level : 2

Area	Height	Vol Adj Amt	ISTD Response	ISTD Amount	Date/Time	File
41363.52	16276.33	200.0000	0.0474	2.0000	11/14/2019 06:53 AM	GEDIT.RS

Level : 3

Area	Height	Vol Adj Amt	ISTD Response	ISTD Amount	Date/Time	File
74762.64	29342.91	400.0000	0.0863	4.0000	11/14/2019 06:53 AM	GEDIT.RS

Level : 4

Area	Height	Vol Adj Amt	ISTD Response	ISTD Amount	Date/Time	File
114418.80	42746.64	600.0000	0.1354	6.0000	11/14/2019 06:53 AM	GEDIT.RS

Level : 5

Area	Height	Vol Adj Amt	ISTD Response	ISTD Amount	Date/Time	File
150134.72	55881.00	800.0000	0.1745	8.0000	11/14/2019 06:53 AM	GEDIT.RS

Level : 6

Area	Height	Vol Adj Amt	ISTD Response	ISTD Amount	Date/Time	File

184083.52	67008.94	1000.0000	0.2191	10.0000	11/14/2019 06:53 AM	GEDIT.RS

Level : 7

Area	Height	Vol Adj Amt	ISTD Response	ISTD Amount	Date/Time	File
212256.64	78069.92	1200.0000	0.2549	12.0000	11/14/2019 06:53 AM	GEDIT.RS

Component: 1016-2

Level : 0.5

Area	Height	Vol Adj Amt	ISTD Response	ISTD Amount	Date/Time	File
16408.00	5694.11	50.0000	0.0188	0.5000	11/14/2019 06:53 AM	GEDIT.RS

Level : 1

Area	Height	Vol Adj Amt	ISTD Response	ISTD Amount	Date/Time	File
33776.24	11042.63	100.0000	0.0388	1.0000	11/14/2019 06:53 AM	GEDIT.RS

Level : 2

Area	Height	Vol Adj Amt	ISTD Response	ISTD Amount	Date/Time	File
66802.72	20738.52	200.0000	0.0765	2.0000	11/14/2019 06:53 AM	GEDIT.RS

Level : 3

Area	Height	Vol Adj Amt	ISTD Response	ISTD Amount	Date/Time	File
129306.32	39142.97	400.0000	0.1492	4.0000	11/14/2019 06:53 AM	GEDIT.RS

Level : 4

Area	Height	Vol Adj Amt	ISTD Response	ISTD Amount	Date/Time	File
188201.60	55813.75	600.0000	0.2227	6.0000	11/14/2019 06:53 AM	GEDIT.RS

Level : 5

Area	Height	Vol Adj Amt	ISTD Response	ISTD Amount	Date/Time	File
245524.88	72579.51	800.0000	0.2853	8.0000	11/14/2019 06:53 AM	GEDIT.RS

Level : 6

Area	Height	Vol Adj Amt	ISTD Response	ISTD Amount	Date/Time	File
297526.88	87364.81	1000.0000	0.3541	10.0000	11/14/2019 06:53 AM	GEDIT.RS

Level : 7

Area	Height	Vol Adj Amt	ISTD Response	ISTD Amount	Date/Time	File
346831.84	100274.70	1200.0000	0.4165	12.0000	11/14/2019 06:53 AM	GEDIT.RS

Component: 1016-3

Level : 0.5

Area	Height	Vol Adj Amt	ISTD Response	ISTD Amount	Date/Time	File
43433.44	14261.54	50.0000	0.0498	0.5000	11/14/2019 06:53 AM	GEDIT.RS

Level : 1

Area	Height	Vol Adj Amt	ISTD Response	ISTD Amount	Date/Time	File
77641.12	24990.40	100.0000	0.0891	1.0000	11/14/2019 06:53 AM	GEDIT.RS

Level : 2

Area	Height	Vol Adj Amt	ISTD Response	ISTD Amount	Date/Time	File
145390.24	45414.84	200.0000	0.1665	2.0000	11/14/2019 06:53 AM	GEDIT.RS

Level : 3

Area	Height	Vol Adj Amt	ISTD Response	ISTD Amount	Date/Time	File
275768.80	82955.19	400.0000	0.3182	4.0000	11/14/2019 06:53 AM	GEDIT.RS

Level : 4

Area	Height	Vol Adj Amt	ISTD Response	ISTD Amount	Date/Time	File
402649.28	120368.81	600.0000	0.4765	6.0000	11/14/2019 06:53 AM	GEDIT.RS

Level : 5

Area	Height	Vol Adj Amt	ISTD Response	ISTD Amount	Date/Time	File
525648.16	156211.67	800.0000	0.6109	8.0000	11/14/2019 06:53 AM	GEDIT.RS

Level : 6

Area	Height	Vol Adj Amt	ISTD Response	ISTD Amount	Date/Time	File
636832.48	185955.08	1000.0000	0.7580	10.0000	11/14/2019 06:53 AM	GEDIT.RS

Level : 7

Area	Height	Vol Adj Amt	ISTD Response	ISTD Amount	Date/Time	File
741834.56	217977.44	1200.0000	0.8909	12.0000	11/14/2019 06:53 AM	GEDIT.RS

Component: 1016-4

Level : 0.5

Area	Height	Vol Adj Amt	ISTD Response	ISTD Amount	Date/Time	File
10235.84	5031.48	50.0000	0.0117	0.5000	11/14/2019 06:53 AM	GEDIT.RS

Level : 1

Area	Height	Vol Adj Amt	ISTD Response	ISTD Amount	Date/Time	File
23056.80	10200.96	100.0000	0.0265	1.0000	11/14/2019 06:53 AM	GEDIT.RS

Level : 2

Area	Height	Vol Adj Amt	ISTD Response	ISTD Amount	Date/Time	File
60285.44	21612.56	200.0000	0.0690	2.0000	11/14/2019 06:53 AM	GEDIT.RS

Level : 3

Area	Height	Vol Adj Amt	ISTD Response	ISTD Amount	Date/Time	File
119257.44	41595.85	400.0000	0.1376	4.0000	11/14/2019 06:53 AM	GEDIT.RS

Level : 4

Area	Height	Vol Adj Amt	ISTD Response	ISTD Amount	Date/Time	File
173948.48	59957.99	600.0000	0.2059	6.0000	11/14/2019 06:53 AM	GEDIT.RS

Level : 5

Area	Height	Vol Adj Amt	ISTD Response	ISTD Amount	Date/Time	File
228056.80	77519.56	800.0000	0.2650	8.0000	11/14/2019 06:53 AM	GEDIT.RS

Level : 6

Area	Height	Vol Adj Amt	ISTD Response	ISTD Amount	Date/Time	File
276541.20	94902.68	1000.0000	0.3292	10.0000	11/14/2019 06:53 AM	GEDIT.RS

Level : 7

Area	Height	Vol Adj Amt	ISTD Response	ISTD Amount	Date/Time	File
323385.44	109137.38	1200.0000	0.3884	12.0000	11/14/2019 06:53 AM	GEDIT.RS

Component: 1016-5

Level : 0.5

Area	Height	Vol Adj Amt	ISTD Response	ISTD Amount	Date/Time	File
8001.76	4006.09	50.0000	0.0092	0.5000	11/14/2019 06:53 AM	GEDIT.RS

Level : 1

Area	Height	Vol Adj Amt	ISTD Response	ISTD Amount	Date/Time	File
18980.71	8293.49	100.0000	0.0218	1.0000	11/14/2019 06:53 AM	GEDIT.RS

Level : 2

Area	Height	Vol Adj Amt	ISTD Response	ISTD Amount	Date/Time	File
39705.45	16857.87	200.0000	0.0455	2.0000	11/14/2019 06:53 AM	GEDIT.RS

Level : 3

Area	Height	Vol Adj Amt	ISTD Response	ISTD Amount	Date/Time	File
79204.33	32455.10	400.0000	0.0914	4.0000	11/14/2019 06:53 AM	GEDIT.RS

Level : 4

Area	Height	Vol Adj Amt	ISTD Response	ISTD Amount	Date/Time	File
116839.09	46751.08	600.0000	0.1383	6.0000	11/14/2019 06:53 AM	GEDIT.RS

Level : 5

Area	Height	Vol Adj Amt	ISTD Response	ISTD Amount	Date/Time	File
153048.39	60471.50	800.0000	0.1779	8.0000	11/14/2019 06:53 AM	GEDIT.RS

Level : 6

Area	Height	Vol Adj Amt	ISTD Response	ISTD Amount	Date/Time	File
184372.90	72009.65	1000.0000	0.2195	10.0000	11/14/2019 06:53 AM	GEDIT.RS

Level : 7

Area	Height	Vol Adj Amt	ISTD Response	ISTD Amount	Date/Time	File
214741.44	83744.65	1200.0000	0.2579	12.0000	11/14/2019 06:53 AM	GEDIT.RS

Component: 1260-1

Level : 1

Area	Height	Vol Adj Amt	ISTD Response	ISTD Amount	Date/Time	File
50251.28	21054.10	100.0000	0.0577	1.0000	11/14/2019 06:53 AM	GEDIT.RS

Level : 2

Area	Height	Vol Adj Amt	ISTD Response	ISTD Amount	Date/Time	File
96953.92	38678.28	200.0000	0.1110	2.0000	11/14/2019 06:53 AM	GEDIT.RS

Level : 3

Area	Height	Vol Adj Amt	ISTD Response	ISTD Amount	Date/Time	File
175632.64	69290.42	400.0000	0.2027	4.0000	11/14/2019 06:53 AM	GEDIT.RS

Level : 4

Area	Height	Vol Adj Amt	ISTD Response	ISTD Amount	Date/Time	File
267697.12	98322.14	600.0000	0.3168	6.0000	11/14/2019 06:53 AM	GEDIT.RS

Level : 5

Area	Height	Vol Adj Amt	ISTD Response	ISTD Amount	Date/Time	File
342316.80	125328.69	800.0000	0.3978	8.0000	11/14/2019 06:53 AM	GEDIT.RS

Level : 6

Area	Height	Vol Adj Amt	ISTD Response	ISTD Amount	Date/Time	File
411590.08	147434.09	1000.0000	0.4899	10.0000	11/14/2019 06:53 AM	GEDIT.RS

Level : 7

Area	Height	Vol Adj Amt	ISTD Response	ISTD Amount	Date/Time	File
470902.40	169481.27	1200.0000	0.5655	12.0000	11/14/2019 06:53 AM	GEDIT.RS

Component: 1260-2

Level : 0.5

Area	Height	Vol Adj Amt	ISTD Response	ISTD Amount	Date/Time	File
52576.29	21001.55	50.0000	0.0603	0.5000	11/14/2019 06:53 AM	GEDIT.RS

Level : 1

Area	Height	Vol Adj Amt	ISTD Response	ISTD Amount	Date/Time	File
92209.01	37802.58	100.0000	0.1059	1.0000	11/14/2019 06:53 AM	GEDIT.RS

Level : 2

Area	Height	Vol Adj Amt	ISTD Response	ISTD Amount	Date/Time	File
190565.68	71585.35	200.0000	0.2182	2.0000	11/14/2019 06:53 AM	GEDIT.RS

Level : 3

Area	Height	Vol Adj Amt	ISTD Response	ISTD Amount	Date/Time	File
360319.23	137264.63	400.0000	0.4158	4.0000	11/14/2019 06:53 AM	GEDIT.RS

Level : 4

Area	Height	Vol Adj Amt	ISTD Response	ISTD Amount	Date/Time	File
520892.78	196951.82	600.0000	0.6165	6.0000	11/14/2019 06:53 AM	GEDIT.RS

Level : 5

Area	Height	Vol Adj Amt	ISTD Response	ISTD Amount	Date/Time	File
688040.00	259731.37	800.0000	0.7996	8.0000	11/14/2019 06:53 AM	GEDIT.RS

Level : 6

Area	Height	Vol Adj Amt	ISTD Response	ISTD Amount	Date/Time	File
830097.10	308891.13	1000.0000	0.9881	10.0000	11/14/2019 06:53 AM	GEDIT.RS

Level : 7

Area	Height	Vol Adj Amt	ISTD Response	ISTD Amount	Date/Time	File
968149.43	362260.48	1200.0000	1.1626	12.0000	11/14/2019 06:53 AM	GEDIT.RS

Component: 1260-3

Level : 0.5

Area	Height	Vol Adj Amt	ISTD Response	ISTD Amount	Date/Time	File
23072.16	9836.57	50.0000	0.0265	0.5000	11/14/2019 06:53 AM	GEDIT.RS

Level : 1

Area	Height	Vol Adj Amt	ISTD Response	ISTD Amount	Date/Time	File
43409.68	18191.08	100.0000	0.0498	1.0000	11/14/2019 06:53 AM	GEDIT.RS

Level : 2

Area	Height	Vol Adj Amt	ISTD Response	ISTD Amount	Date/Time	File
92364.20	35875.27	200.0000	0.1058	2.0000	11/14/2019 06:53 AM	GEDIT.RS

Level : 3

Area	Height	Vol Adj Amt	ISTD Response	ISTD Amount	Date/Time	File
179187.38	68102.30	400.0000	0.2068	4.0000	11/14/2019 06:53 AM	GEDIT.RS

Level : 4

Area	Height	Vol Adj Amt	ISTD Response	ISTD Amount	Date/Time	File
262417.68	99210.06	600.0000	0.3106	6.0000	11/14/2019 06:53 AM	GEDIT.RS

Level : 5

Area	Height	Vol Adj Amt	ISTD Response	ISTD Amount	Date/Time	File
347853.38	131209.56	800.0000	0.4043	8.0000	11/14/2019 06:53 AM	GEDIT.RS

Level : 6

Area	Height	Vol Adj Amt	ISTD Response	ISTD Amount	Date/Time	File
424244.12	160919.49	1000.0000	0.5050	10.0000	11/14/2019 06:53 AM	GEDIT.RS

Level : 7

Area	Height	Vol Adj Amt	ISTD Response	ISTD Amount	Date/Time	File
495794.54	186701.38	1200.0000	0.5954	12.0000	11/14/2019 06:53 AM	GEDIT.RS

Component: 1260-4

Level : 0.5

Area	Height	Vol Adj Amt	ISTD Response	ISTD Amount	Date/Time	File
51668.96	19549.96	50.0000	0.0593	0.5000	11/14/2019 06:53 AM	GEDIT.RS

Level : 1

Area	Height	Vol Adj Amt	ISTD Response	ISTD Amount	Date/Time	File
72526.88	27371.25	100.0000	0.0833	1.0000	11/14/2019 06:53 AM	GEDIT.RS

Level : 2

Area	Height	Vol Adj Amt	ISTD Response	ISTD Amount	Date/Time	File
147560.16	52115.28	200.0000	0.1690	2.0000	11/14/2019 06:53 AM	GEDIT.RS

Level : 3

Area	Height	Vol Adj Amt	ISTD Response	ISTD Amount	Date/Time	File
278392.16	96258.73	400.0000	0.3212	4.0000	11/14/2019 06:53 AM	GEDIT.RS

Level : 4

Area	Height	Vol Adj Amt	ISTD Response	ISTD Amount	Date/Time	File
406211.04	137697.34	600.0000	0.4807	6.0000	11/14/2019 06:53 AM	GEDIT.RS

Level : 5

Area	Height	Vol Adj Amt	ISTD Response	ISTD Amount	Date/Time	File
531152.96	181294.81	800.0000	0.6173	8.0000	11/14/2019 06:53 AM	GEDIT.RS

Level : 6

Area	Height	Vol Adj Amt	ISTD Response	ISTD Amount	Date/Time	File
638604.56	221031.25	1000.0000	0.7601	10.0000	11/14/2019 06:53 AM	GEDIT.RS

Level : 7

Area	Height	Vol Adj Amt	ISTD Response	ISTD Amount	Date/Time	File
744726.88	255136.90	1200.0000	0.8943	12.0000	11/14/2019 06:53 AM	GEDIT.RS

Component: 1260-5

Level : 0.5

Area	Height	Vol Adj Amt	ISTD Response	ISTD Amount	Date/Time	File
18105.28	8174.72	50.0000	0.0208	0.5000	11/14/2019 06:53 AM	GEDIT.RS

Level : 1

Area	Height	Vol Adj Amt	ISTD Response	ISTD Amount	Date/Time	File
38872.64	15908.83	100.0000	0.0446	1.0000	11/14/2019 06:53 AM	GEDIT.RS

Level : 2

Area	Height	Vol Adj Amt	ISTD Response	ISTD Amount	Date/Time	File
74816.96	30539.51	200.0000	0.0857	2.0000	11/14/2019 06:53 AM	GEDIT.RS

Level : 3

Area	Height	Vol Adj Amt	ISTD Response	ISTD Amount	Date/Time	File
145459.60	58429.28	400.0000	0.1679	4.0000	11/14/2019 06:53 AM	GEDIT.RS

Level : 4

Area	Height	Vol Adj Amt	ISTD Response	ISTD Amount	Date/Time	File
222458.14	84640.28	600.0000	0.2633	6.0000	11/14/2019 06:53 AM	GEDIT.RS

Level : 5

Area	Height	Vol Adj Amt	ISTD Response	ISTD Amount	Date/Time	File
301914.85	113152.93	800.0000	0.3509	8.0000	11/14/2019 06:53 AM	GEDIT.RS

Level : 6

Area	Height	Vol Adj Amt	ISTD Response	ISTD Amount	Date/Time	File
364821.03	137348.44	1000.0000	0.4342	10.0000	11/14/2019 06:53 AM	GEDIT.RS

Level : 7

Area	Height	Vol Adj Amt	ISTD Response	ISTD Amount	Date/Time	File
427100.18	160300.43	1200.0000	0.5129	12.0000	11/14/2019 06:53 AM	GEDIT.RS

Component: DCBP SURR

Level : 0.5

Area	Height	Vol Adj Amt	ISTD Response	ISTD Amount	Date/Time	File
164858.56	65683.21	10.0000	0.1891	0.1000	11/14/2019 06:53 AM	GEDIT.RS

Level : 1

Area	Height	Vol Adj Amt	ISTD Response	ISTD Amount	Date/Time	File
294868.00	113226.90	20.0000	0.3385	0.2000	11/14/2019 06:53 AM	GEDIT.RS

Level : 2

Area	Height	Vol Adj Amt	ISTD Response	ISTD Amount	Date/Time	File
548243.68	206902.37	40.0000	0.6278	0.4000	11/14/2019 06:53 AM	GEDIT.RS

Level : 3

Area	Height	Vol Adj Amt	ISTD Response	ISTD Amount	Date/Time	File
806279.84	302622.88	60.0000	0.9304	0.6000	11/14/2019 06:53 AM	GEDIT.RS

Level : 4

Area	Height	Vol Adj Amt	ISTD Response	ISTD Amount	Date/Time	File
1097224.16	406246.17	80.0000	1.2986	0.8000	11/14/2019 06:53 AM	GEDIT.RS

Level : 5

Area	Height	Vol Adj Amt	ISTD Response	ISTD Amount	Date/Time	File
1276440.00	475582.80	100.0000	1.4835	1.0000	11/14/2019 06:53 AM	GEDIT.RS

Level : 6

Area	Height	Vol Adj Amt	ISTD Response	ISTD Amount	Date/Time	File
1477250.24	549135.43	120.0000	1.7584	1.2000	11/14/2019 06:53 AM	GEDIT.RS

Level : 7

Area	Height	Vol Adj Amt	ISTD Response	ISTD Amount	Date/Time	File
1675572.64	629875.22	140.0000	2.0122	1.4000	11/14/2019 06:53 AM	GEDIT.RS

Client Id: Initial Calibration

Software Version: 4.1<1L22>
Date: 11/14/2019 06:58 AM
Sample Name : mix 1200;52m
Data File : E:\TC2019\ECD8\11-NOV\N13A023.RAW Date: 11/13/2019 05:02 PM
Sequence File: E:\TC2019\ECD8\11-NOV\PCB.SEQ Cycle: 301 Channel : A
Instrument : AUTO_ECD8 Rack/Vial: 0/0 Operator:
Sample Amount : 1.0000 Dilution Factor : 1.00

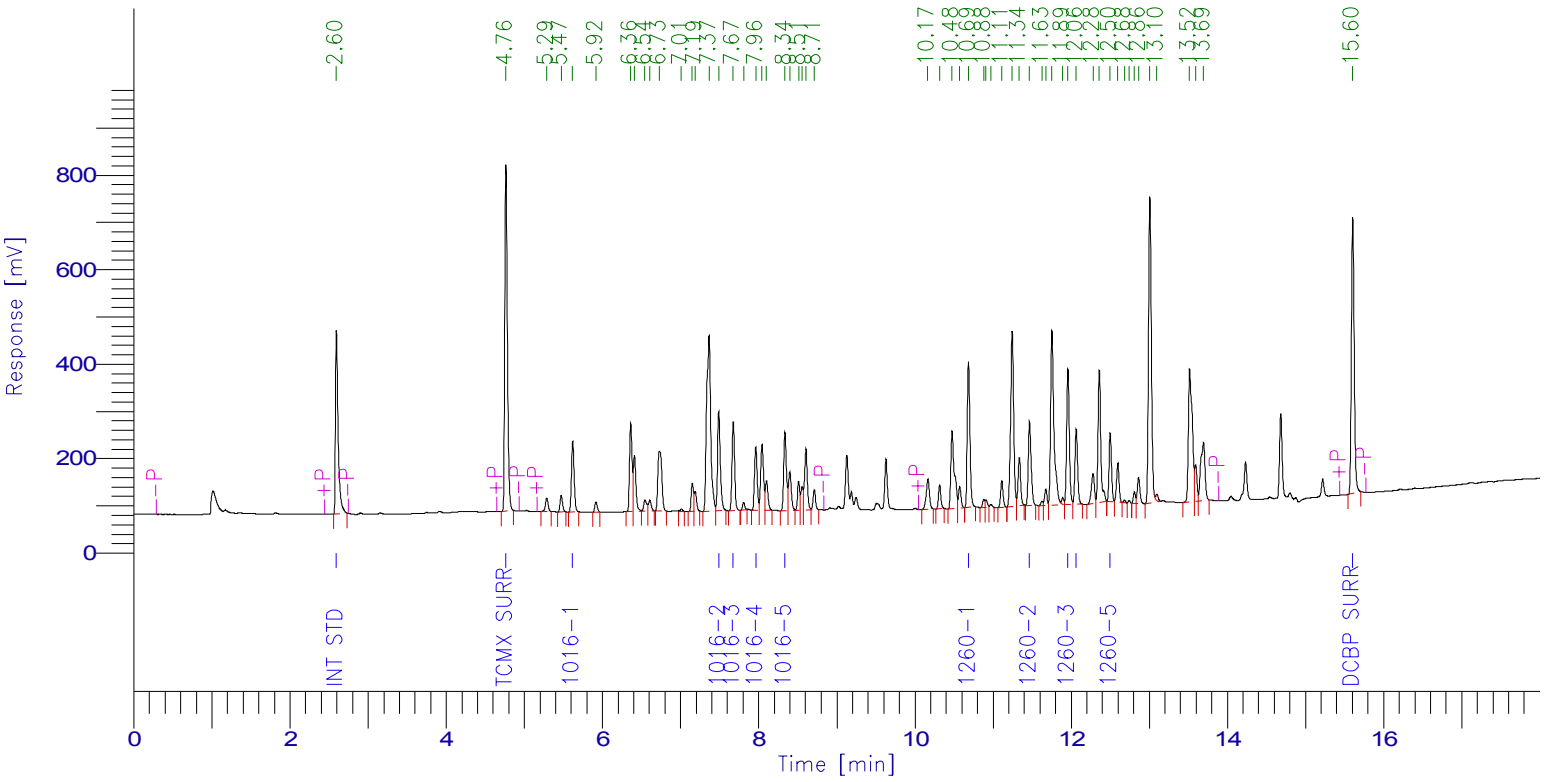

PCB Report

Time [min]	Component Name	Raw Amount	Area [µV·s]	Surrogate SM/WM	Surrogate QC / SL	Spike Rec Soils (%)	Spike Rec Water (%)
2.595	Int Std	100.0000	911914.48	250.0000	100.0000	40.0000	20.0000
4.764	TCMX SURR	124.2277	1682696.64	310.5692	124.2277	49.6911	24.8455
5.618	1016-1	1023.1274	347590.24	2557.8184	1023.1274	409.2509	204.6255
7.489	1016-2	1023.1715	522812.54	2557.9288	1023.1715	409.2686	204.6343
7.673	1016-3	1052.7936	435072.32	2631.9841	1052.7936	421.1175	210.5587
7.963	1016-4	1018.5626	316342.84	2546.4064	1018.5626	407.4250	203.7125
8.335	1016-5	1021.6678	390977.59	2554.1694	1021.6678	408.6671	204.3336
10.685	1260-1	1038.4952	729527.76	2596.2380	1038.4952	415.3981	207.6990
11.466	1260-2	1064.5234	465657.52	2661.3085	1064.5234	425.8094	212.9047
11.958	1260-3	1031.9663	670016.84	2579.9157	1031.9663	412.7865	206.3933
12.064	1260-4	1087.0612	371512.41	2717.6529	1087.0612	434.8245	217.4122
12.499	1260-5	1063.5573	324250.96	2658.8932	1063.5573	425.4229	212.7115
15.603	DCBP SURR	125.1283	1426855.44	312.8209	125.1283	50.0513	25.0257
		10774.2822	8595227.59				

Client Id: Initial Calibration

Software Version: 4.1<1L22>
Date: 11/14/2019 06:58 AM
Sample Name : mix 1200;52m
Data File : E:\TC2019\ECD8\11-NOV\N13B023.RAW Date: 11/13/2019 05:02 PM
Sequence File: E:\TC2019\ECD8\11-NOV\PCB.SEQ Cycle: 301 Channel : B
Instrument : AUTO_ECD8 Rack/Vial: 0/0 Operator:
Sample Amount : 1.0000 Dilution Factor : 1.00

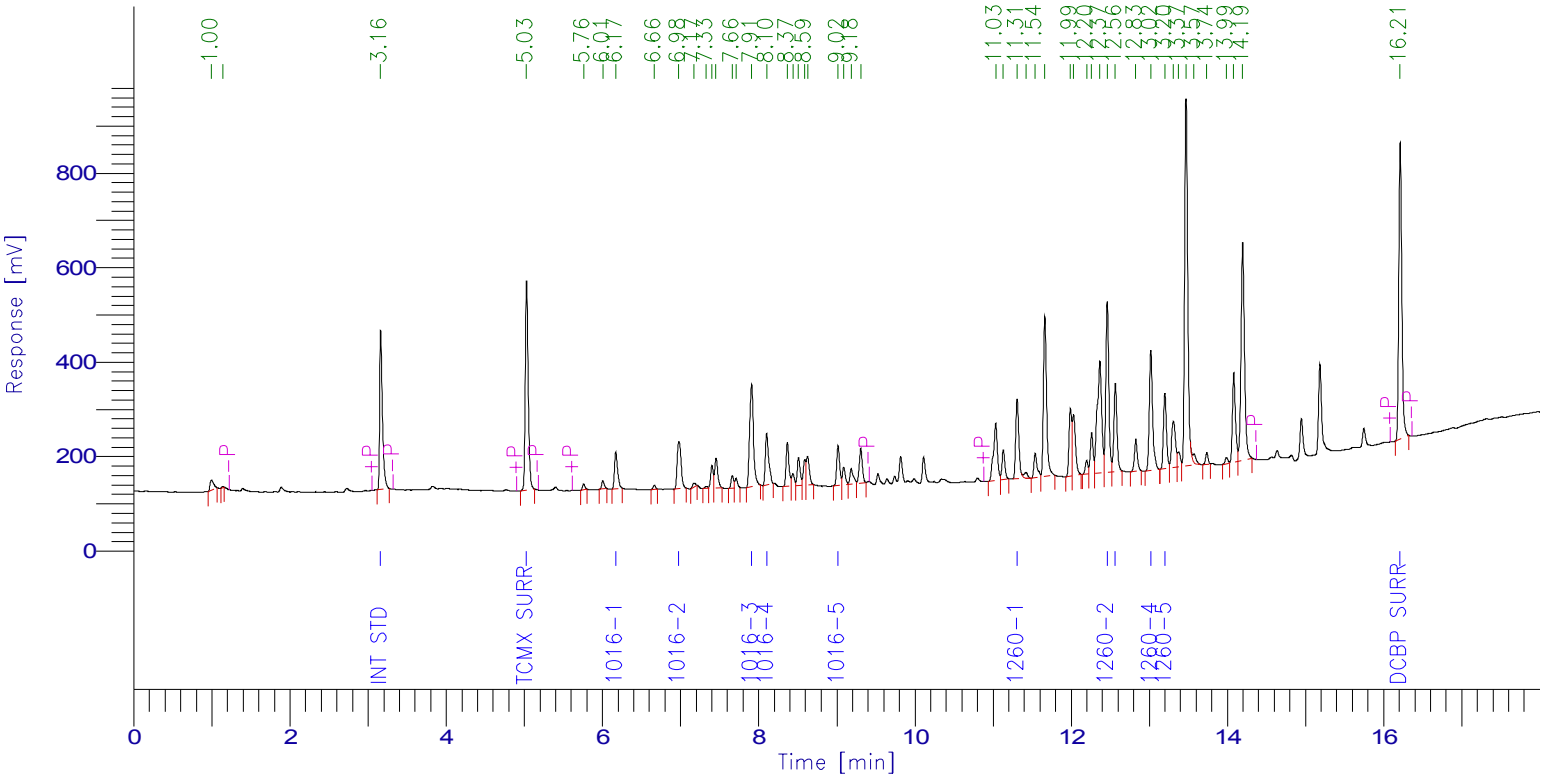

PCB Report

Time [min]	Component Name	Raw Amount	Area [µV·s]	Surrogate SM/WM	Surrogate QC / SL	Spike Rec Soils (%)	Spike Rec Water (%)
3.161	Int Std	100.0000	832715.36	250.0000	100.0000	40.0000	20.0000
5.028	TCMX SURR	124.0204	1134217.28	310.0510	124.0204	49.6082	24.8041
6.170	1016-1	1151.9512	212256.64	2879.8779	1151.9512	460.7805	230.3902
6.978	1016-2	1129.9820	346831.84	2824.9551	1129.9820	451.9928	225.9964
7.908	1016-3	1084.1333	741834.56	2710.3332	1084.1333	433.6533	216.8267
8.101	1016-4	1234.8693	323385.44	3087.1732	1234.8693	493.9477	246.9739
9.015	1016-5	1182.6464	214741.44	2956.6159	1182.6464	473.0585	236.5293
11.307	1260-1	1091.9367	470902.40	2729.8417	1091.9367	436.7747	218.3873
12.460	1260-2	1110.0513	968149.43	2775.1284	1110.0513	444.0205	222.0103
12.564	1260-3	1162.4774	495794.54	2906.1936	1162.4774	464.9910	232.4955
13.018	1260-4	1060.8955	744726.88	2652.2388	1060.8955	424.3582	212.1791
13.199	1260-5	1189.8124	427100.18	2974.5310	1189.8124	475.9250	237.9625
16.210	DCBP SURR	126.6252	1675572.64	316.5629	126.6252	50.6501	25.3250
		11749.4011	8588228.62				

Client Id: Initial Calibration

Software Version: 4.1<1L22>
Date: 11/14/2019 06:58 AM
Sample Name : mix 1000;52n
Data File : E:\TC2019\ECD8\11-NOV\N13A024.RAW Date: 11/13/2019 05:24 PM
Sequence File: E:\TC2019\ECD8\11-NOV\PCB.SEQ Cycle: 302 Channel : A
Instrument : AUTO_ECD8 Rack/Vial: 0/0 Operator:
Sample Amount : 1.0000 Dilution Factor : 1.00

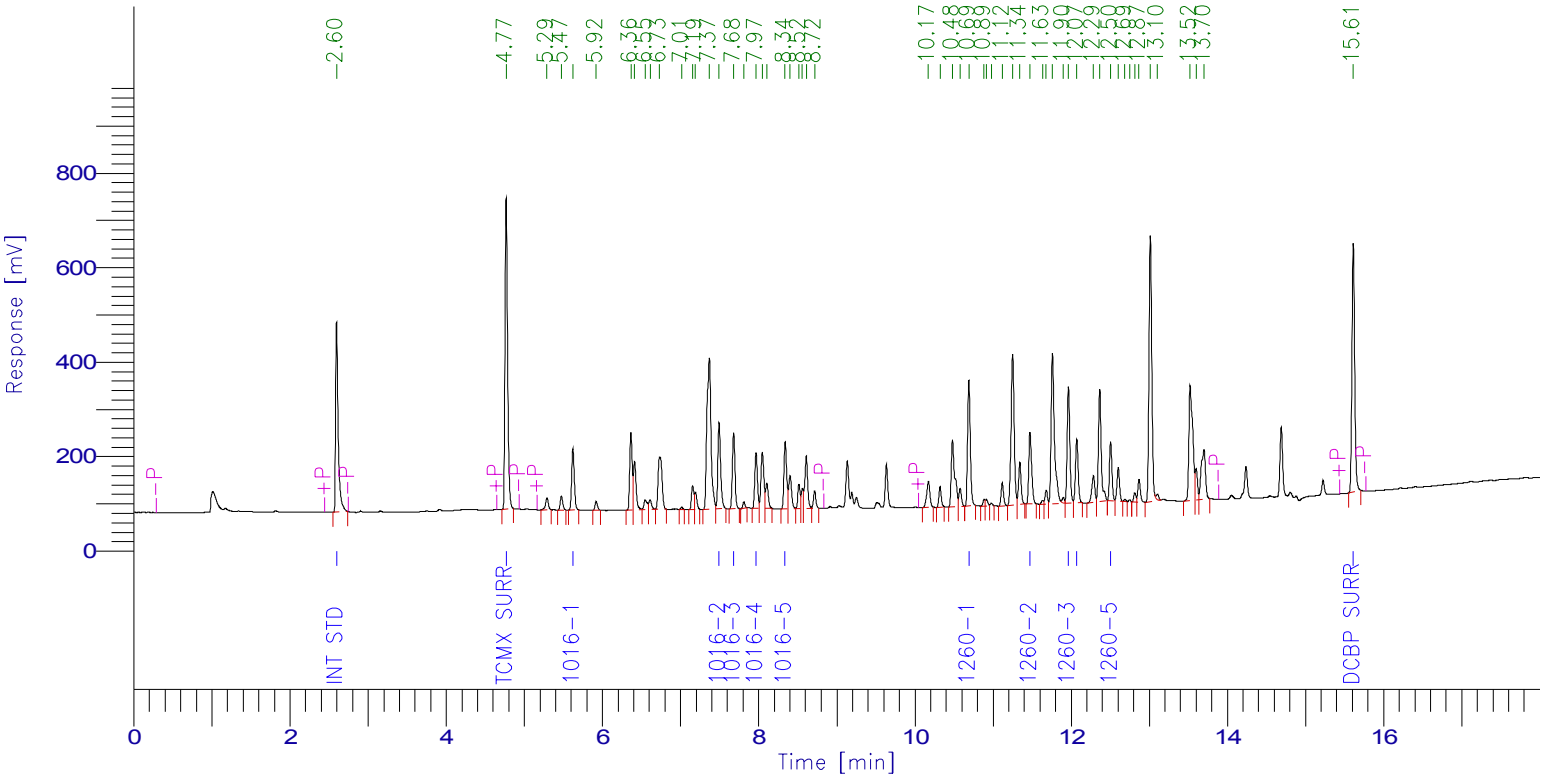

PCB Report

Time [min]	Component Name	Raw Amount	Area [µV·s]	Surrogate SM/WM	Surrogate QC / SL	Spike Rec Soils (%)	Spike Rec Water (%)
2.596	Int Std	100.0000	907512.48	250.0000	100.0000	40.0000	20.0000
4.767	TCMX SURR	110.1608	1484954.56	275.4021	110.1608	44.0643	22.0322
5.620	1016-1	889.9318	300879.84	2224.8295	889.9318	355.9727	177.9864
7.493	1016-2	886.9970	451043.27	2217.4926	886.9970	354.7988	177.3994
7.678	1016-3	907.0178	373020.32	2267.5444	907.0178	362.8071	181.4036
7.966	1016-4	882.1259	272646.14	2205.3147	882.1259	352.8503	176.4252
8.338	1016-5	895.0076	340853.21	2237.5190	895.0076	358.0030	179.0015
10.690	1260-1	902.9274	631231.52	2257.3186	902.9274	361.1710	180.5855
11.472	1260-2	916.0138	398760.32	2290.0346	916.0138	366.4055	183.2028
11.964	1260-3	893.3094	577192.44	2233.2736	893.3094	357.3238	178.6619
12.071	1260-4	933.4348	317469.38	2333.5871	933.4348	373.3739	186.6870
12.504	1260-5	918.9925	278824.46	2297.4814	918.9925	367.5970	183.7985
15.610	DCBP SURR	110.4953	1253910.24	276.2382	110.4953	44.1981	22.0991
		9346.4143	7588298.20				

Client Id: Initial Calibration

Software Version: 4.1<1L22>
Date: 11/14/2019 06:58 AM
Sample Name : mix 1000;52n
Data File : E:\TC2019\ECD8\11-NOV\N13B024.RAW Date: 11/13/2019 05:24 PM
Sequence File: E:\TC2019\ECD8\11-NOV\PCB.SEQ Cycle: 302 Channel : B
Instrument : AUTO_ECD8 Rack/Vial: 0/0 Operator:
Sample Amount : 1.0000 Dilution Factor : 1.00

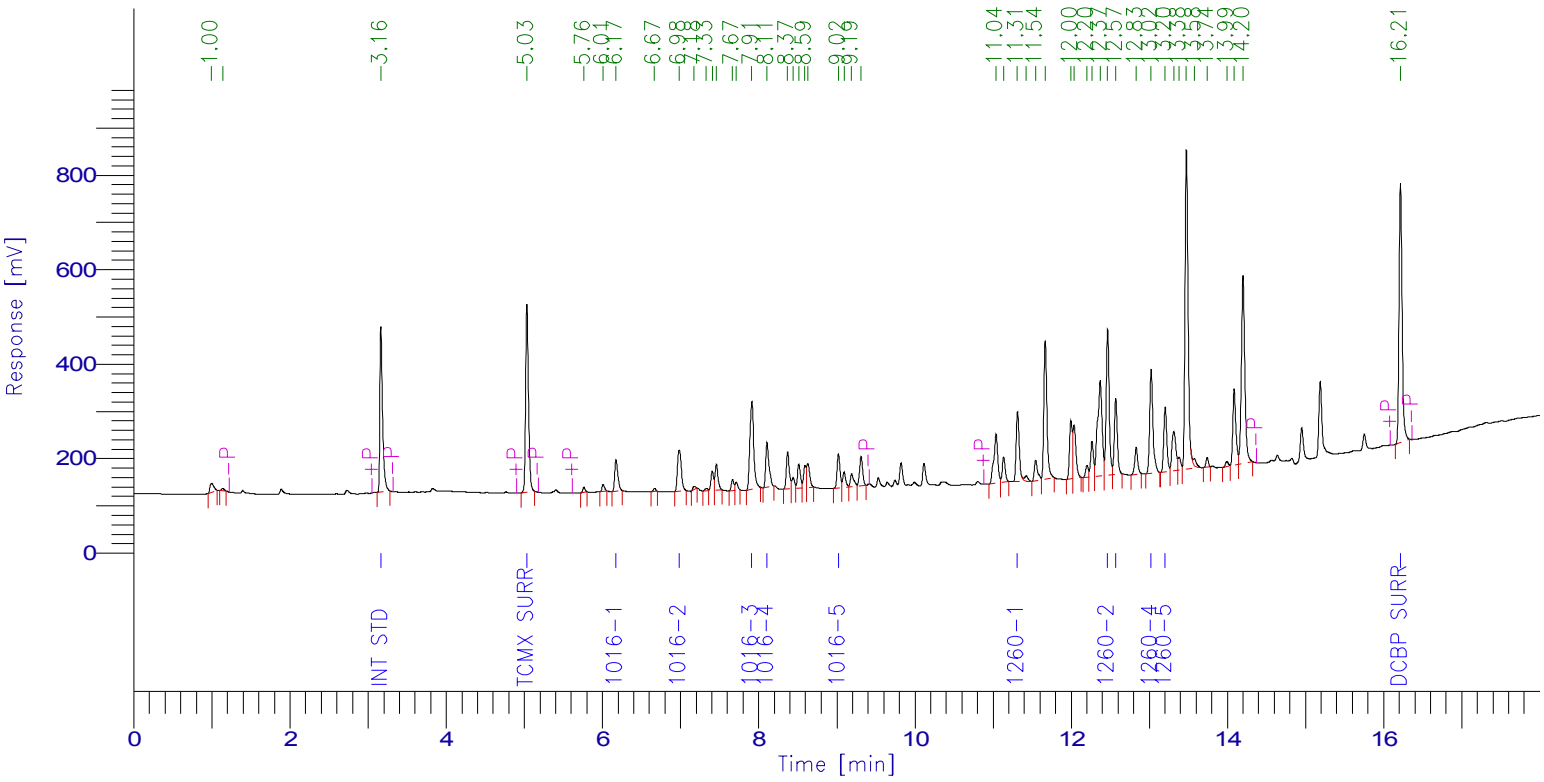

PCB Report

Time [min]	Component Name	Raw Amount	Area [µV·s]	Surrogate SM/WM	Surrogate QC / SL	Spike Rec Soils (%)	Spike Rec Water (%)
3.164	Int Std	100.0000	840123.52	250.0000	100.0000	40.0000	20.0000
5.032	TCMX SURR	108.2692	998974.88	270.6730	108.2692	43.3077	21.6538
6.173	1016-1	990.2415	184083.52	2475.6038	990.2415	396.0966	198.0483
6.981	1016-2	960.7983	297526.88	2401.9957	960.7983	384.3193	192.1597
7.912	1016-3	922.4742	636832.48	2306.1856	922.4742	368.9897	184.4948
8.106	1016-4	1046.6797	276541.20	2616.6993	1046.6797	418.6719	209.3359
9.019	1016-5	1006.4390	184372.00	2516.0974	1006.4390	402.5756	201.2878
11.312	1260-1	945.9864	411590.08	2364.9660	945.9864	378.3946	189.1973
12.465	1260-2	943.3720	830097.10	2358.4301	943.3720	377.3488	188.6744
12.568	1260-3	985.9436	424244.12	2464.8589	985.9436	394.3774	197.1887
13.022	1260-4	901.6979	638604.56	2254.2447	901.6979	360.6791	180.3396
13.203	1260-5	1007.3538	364821.03	2518.3846	1007.3538	402.9415	201.4708
16.213	DCBP SURR	110.6533	1477250.24	276.6332	110.6533	44.2613	22.1307
		10029.9089	7565061.62				

Client Id: Initial Calibration

Software Version: 4.1<1L22>
Date: 11/14/2019 06:58 AM
Sample Name : mix 800;52o
Data File : E:\TC2019\ECD8\11-NOV\N13A025.RAW Date: 11/13/2019 05:45 PM
Sequence File: E:\TC2019\ECD8\11-NOV\PCB.SEQ Cycle: 303 Channel : A
Instrument : AUTO_ECD8 Rack/Vial: 0/0 Operator:
Sample Amount : 1.0000 Dilution Factor : 1.00

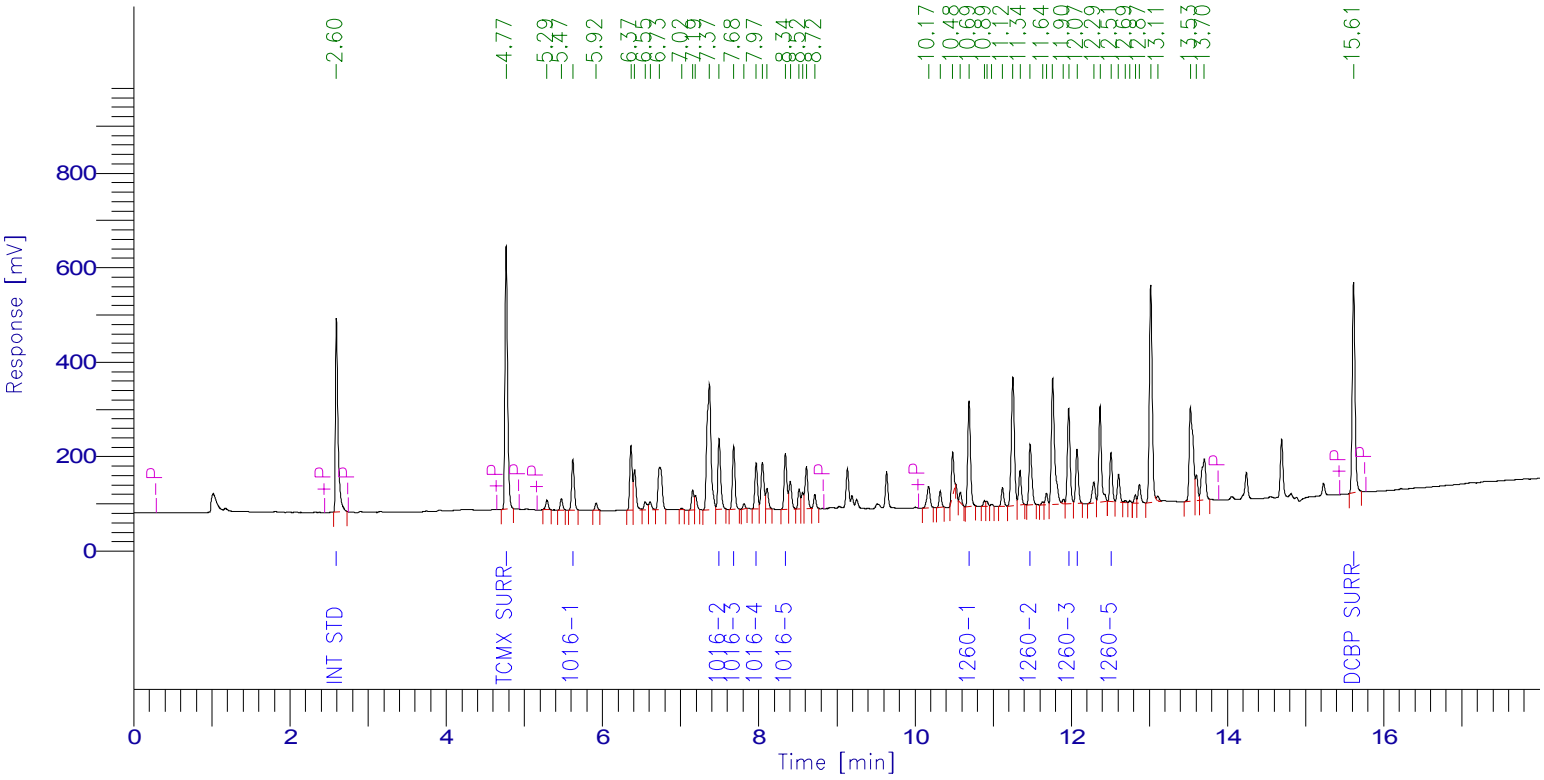

PCB Report

Time [min]	Component Name	Raw Amount	Area [µV·s]	Surrogate SM/WM	Surrogate QC / SL	Spike Rec Soils (%)	Spike Rec Water (%)
2.595	Int Std	100.0000	921751.92	250.0000	100.0000	40.0000	20.0000
4.767	TCMX SURR	92.7506	1269883.76	231.8764	92.7506	37.1002	18.5501
5.620	1016-1	723.6948	248515.36	1809.2369	723.6948	289.4779	144.7390
7.494	1016-2	723.2235	373533.88	1808.0587	723.2235	289.2894	144.6447
7.678	1016-3	735.5461	307247.28	1838.8653	735.5461	294.2184	147.1092
7.967	1016-4	725.1476	227644.24	1812.8690	725.1476	290.0590	145.0295
8.341	1016-5	733.6680	283793.02	1834.1701	733.6680	293.4672	146.7336
10.692	1260-1	741.8515	526761.76	1854.6287	741.8515	296.7406	148.3703
11.475	1260-2	741.9751	328065.60	1854.9378	741.9751	296.7900	148.3950
11.967	1260-3	730.9425	479693.00	1827.3563	730.9425	292.3770	146.1885
12.074	1260-4	754.5310	260649.19	1886.3275	754.5310	301.8124	150.9062
12.509	1260-5	745.6263	229774.36	1864.0658	745.6263	298.2505	149.1253
15.613	DCBP SURR	93.4402	1077005.92	233.6006	93.4402	37.3761	18.6880
		7642.3973	6534319.30				

Client Id: Initial Calibration

Software Version: 4.1<1L22>
Date: 11/14/2019 06:58 AM
Sample Name : mix 800;52o
Data File : E:\TC2019\ECD8\11-NOV\N13B025.RAW Date: 11/13/2019 05:45 PM
Sequence File: E:\TC2019\ECD8\11-NOV\PCB.SEQ Cycle: 303 Channel : B
Instrument : AUTO_ECD8 Rack/Vial: 0/0 Operator:
Sample Amount : 1.0000 Dilution Factor : 1.00

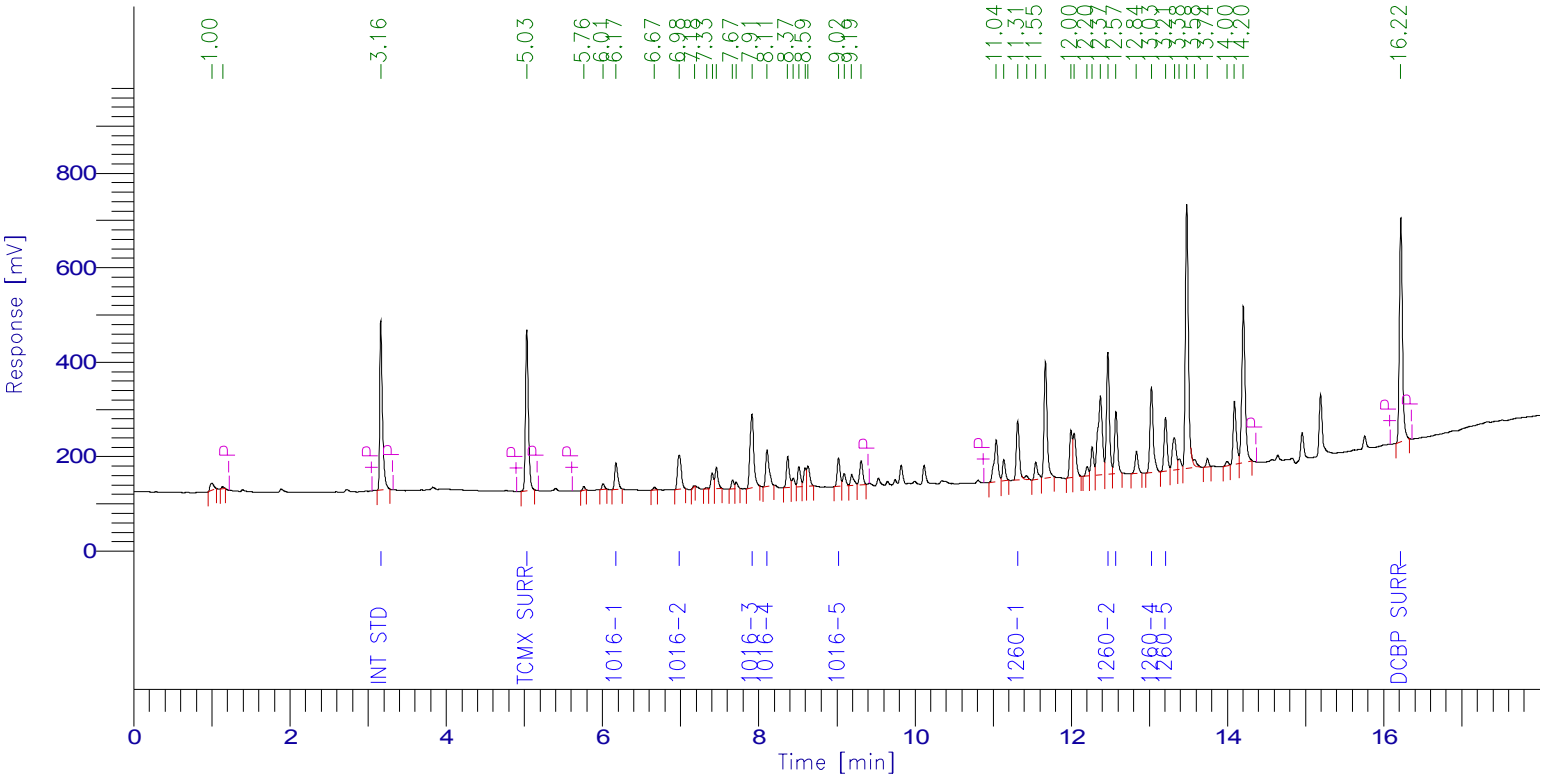

PCB Report

Time [min]	Component Name	Raw Amount	Area [µV·s]	Surrogate SM/WM	Surrogate QC / SL	Spike Rec Soils (%)	Spike Rec Water (%)
3.162	Int Std	100.0000	860439.04	250.0000	100.0000	40.0000	20.0000
5.031	TCMX SURR	90.6039	856196.96	226.5098	90.6039	36.2416	18.1208
6.173	1016-1	788.5521	150134.72	1971.3802	788.5521	315.4208	157.7104
6.981	1016-2	774.1490	245524.88	1935.3725	774.1490	309.6596	154.8298
7.913	1016-3	743.4422	525648.16	1858.6056	743.4422	297.3769	148.6884
8.106	1016-4	842.7913	228056.80	2106.9781	842.7913	337.1165	168.5583
9.021	1016-5	815.7259	153048.39	2039.3149	815.7259	326.2904	163.1452
11.314	1260-1	768.1946	342316.80	1920.4864	768.1946	307.2778	153.6389
12.468	1260-2	763.4680	688040.00	1908.6700	763.4680	305.3872	152.6936
12.571	1260-3	789.3243	347853.38	1973.3108	789.3243	315.7297	157.8649
13.026	1260-4	732.2707	531152.96	1830.6768	732.2707	292.9083	146.4541
13.207	1260-5	813.9724	301914.85	2034.9310	813.9724	325.5890	162.7945
16.218	DCBP SURR	93.3542	1276440.00	233.3854	93.3542	37.3417	18.6708
		8115.8486	6506766.94				

Client Id: Initial Calibration

Software Version: 4.1<1L22>
Date: 11/14/2019 06:58 AM
Sample Name : mix 600;53c
Data File : E:\TC2019\ECD8\11-NOV\N13A026.RAW Date: 11/13/2019 06:07 PM
Sequence File: E:\TC2019\ECD8\11-NOV\PCB.SEQ Cycle: 304 Channel : A
Instrument : AUTO_ECD8 Rack/Vial: 0/0 Operator:
Sample Amount : 1.0000 Dilution Factor : 1.00

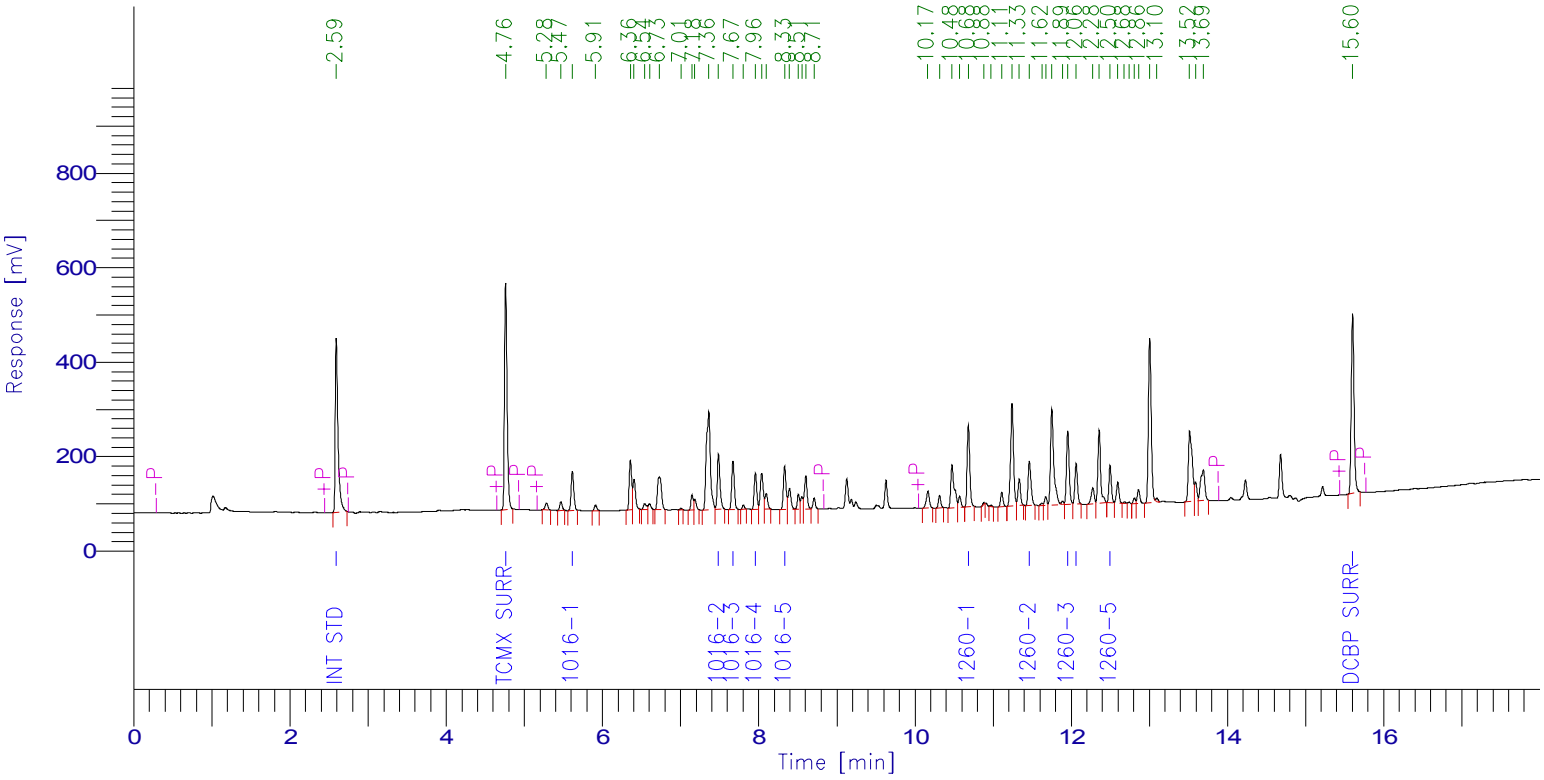

PCB Report

Time [min]	Component Name	Raw Amount	Area [µV·s]	Surrogate SM/WM	Surrogate QC / SL	Spike Rec Soils (%)	Spike Rec Water (%)
2.593	Int Std	100.0000	905387.04	250.0000	100.0000	40.0000	20.0000
4.761	TCMX SURR	81.4788	1095752.00	203.6970	81.4788	32.5915	16.2958
5.614	1016-1	570.3039	192364.24	1425.7596	570.3039	228.1215	114.0608
7.485	1016-2	566.2506	287267.44	1415.6265	566.2506	226.5002	113.2501
7.669	1016-3	571.9293	234660.88	1429.8232	571.9293	228.7717	114.3859
7.958	1016-4	569.1650	175504.66	1422.9125	569.1650	227.6660	113.8330
8.331	1016-5	569.0080	216192.52	1422.5199	569.0080	227.6032	113.8016
10.684	1260-1	579.9794	404510.72	1449.9484	579.9794	231.9917	115.9959
11.463	1260-2	573.2560	248966.08	1433.1400	573.2560	229.3024	114.6512
11.956	1260-3	567.6610	365922.74	1419.1524	567.6610	227.0644	113.5322
12.063	1260-4	581.7584	197397.73	1454.3960	581.7584	232.7034	116.3517
12.497	1260-5	578.3337	175056.84	1445.8343	578.3337	231.3335	115.6667
15.602	DCBP SURR	81.9831	928172.48	204.9577	81.9831	32.7932	16.3966
		5991.1070	5427155.38				

Client Id: Initial Calibration

Software Version: 4.1<1L22>
Date: 11/14/2019 06:58 AM
Sample Name : mix 600;53c
Data File : E:\TC2019\ECD8\11-NOV\N13B026.RAW Date: 11/13/2019 06:07 PM
Sequence File: E:\TC2019\ECD8\11-NOV\PCB.SEQ Cycle: 304 Channel : B
Instrument : AUTO_ECD8 Rack/Vial: 0/0 Operator:
Sample Amount : 1.0000 Dilution Factor : 1.00

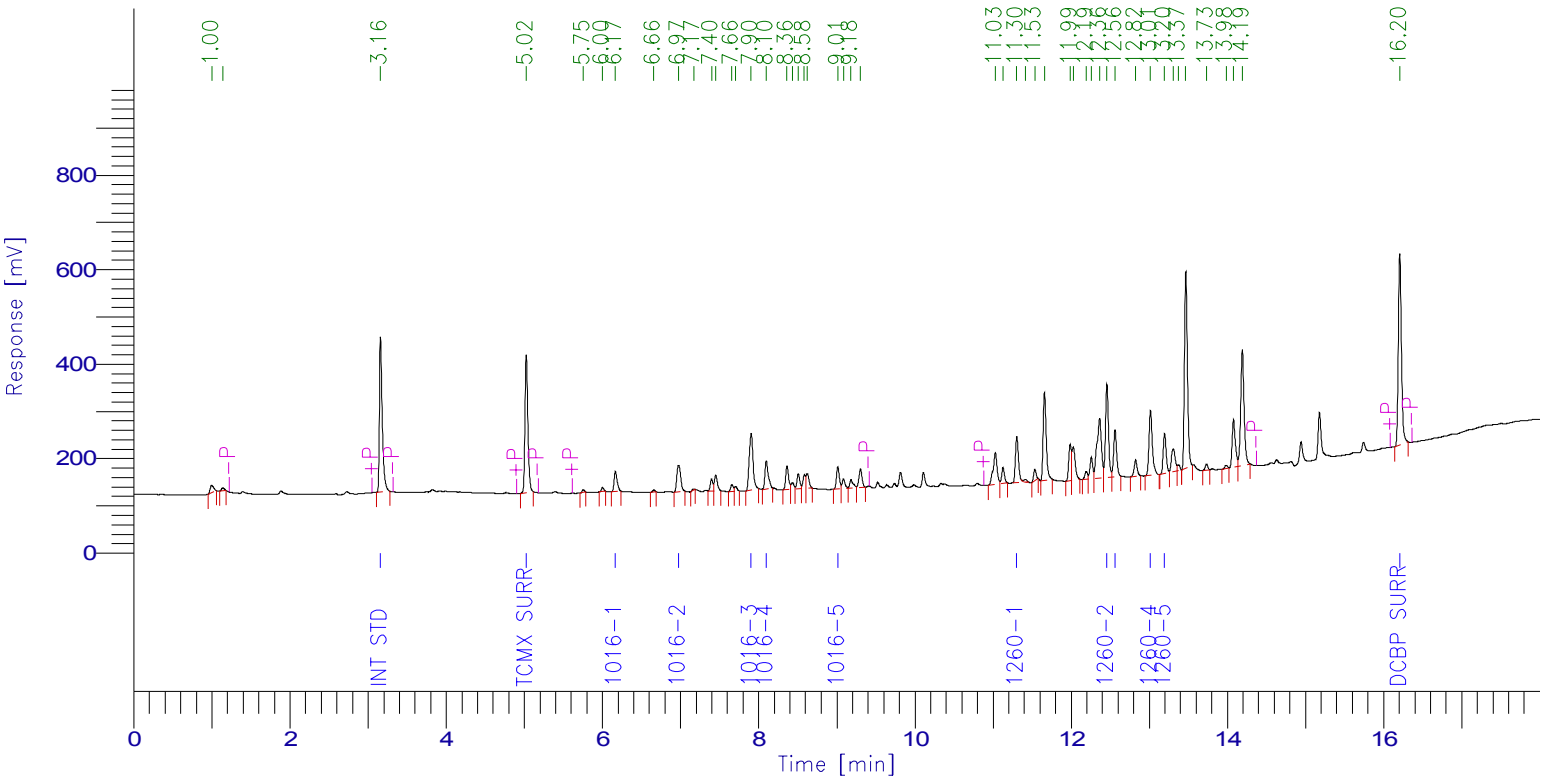

PCB Report

Time [min]	Component Name	Raw Amount	Area [µV·s]	Surrogate SM/WM	Surrogate QC / SL	Spike Rec Soils (%)	Spike Rec Water (%)
3.158	Int Std	100.0000	844956.00	250.0000	100.0000	40.0000	20.0000
5.024	TCMX SURR	79.8089	740614.08	199.5223	79.8089	31.9236	15.9618
6.165	1016-1	611.9736	114418.80	1529.9339	611.9736	244.7894	122.3947
6.973	1016-2	604.2802	188201.60	1510.7005	604.2802	241.7121	120.8560
7.903	1016-3	579.9159	402649.28	1449.7898	579.9159	231.9664	115.9832
8.096	1016-4	654.6115	173948.48	1636.5288	654.6115	261.8446	130.9223
9.011	1016-5	634.1466	116839.09	1585.3666	634.1466	253.6586	126.8293
11.302	1260-1	611.7483	267697.12	1529.3706	611.7483	244.6993	122.3497
12.456	1260-2	588.5881	520892.78	1471.4703	588.5881	235.4352	117.7176
12.560	1260-3	606.3709	262417.68	1515.9273	606.3709	242.5484	121.2742
13.014	1260-4	570.2822	406211.04	1425.7054	570.2822	228.1129	114.0564
13.196	1260-5	610.7444	222458.14	1526.8611	610.7444	244.2978	122.1489
16.204	DCBP SURR	81.7174	1097224.16	204.2935	81.7174	32.6870	16.3435
		6334.1880	5358528.24				

Client Id: Initial Calibration

Software Version: 4.1<1L22>
Date: 11/14/2019 06:58 AM
Sample Name : mix 400;52q
Data File : E:\TC2019\ECD8\11-NOV\N13A027.RAW Date: 11/13/2019 06:28 PM
Sequence File: E:\TC2019\ECD8\11-NOV\PCB.SEQ Cycle: 305 Channel : A
Instrument : AUTO_ECD8 Rack/Vial: 0/0 Operator:
Sample Amount : 1.0000 Dilution Factor : 1.00

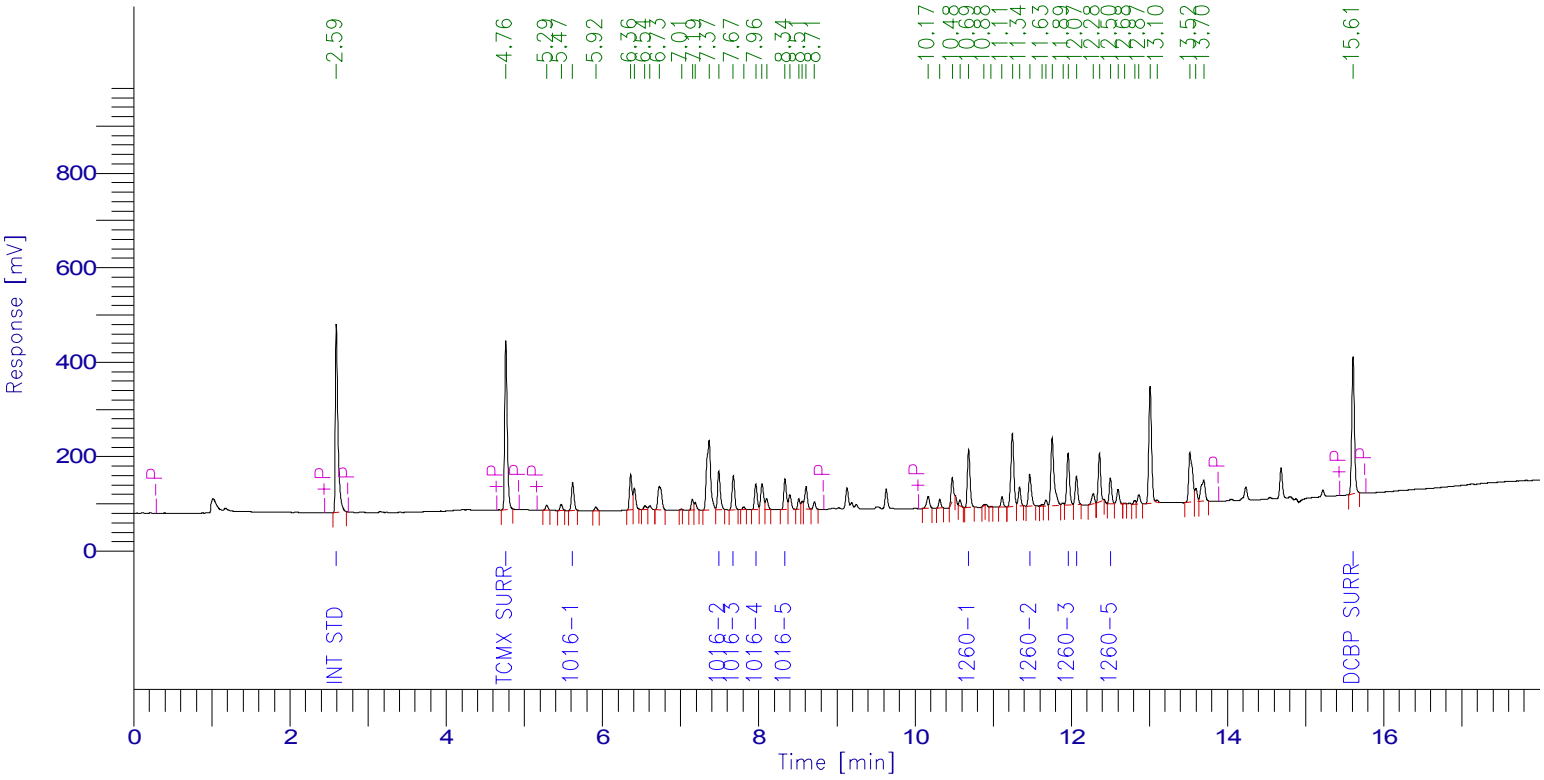

PCB Report

Time [min]	Component Name	Raw Amount	Area [µV·s]	Surrogate SM/WM	Surrogate QC / SL	Spike Rec Soils (%)	Spike Rec Water (%)
2.593	Int Std	100.0000	917375.84	250.0000	100.0000	40.0000	20.0000
4.763	TCMX SURR	58.6853	799668.48	146.7132	58.6853	23.4741	11.7371
5.617	1016-1	392.8024	134247.20	982.0061	392.8024	157.1210	78.5605
7.489	1016-2	390.0196	200482.85	975.0491	390.0196	156.0079	78.0039
7.674	1016-3	393.4777	163580.48	983.6942	393.4777	157.3911	78.6955
7.963	1016-4	398.2082	124415.26	995.5204	398.2082	159.2833	79.6416
8.336	1016-5	395.0507	152085.65	987.6269	395.0507	158.0203	79.0101
10.687	1260-1	405.4966	286561.44	1013.7415	405.4966	162.1986	81.0993
11.469	1260-2	392.7676	172838.40	981.9190	392.7676	157.1070	78.5535
11.960	1260-3	394.2838	257526.77	985.7096	394.2838	157.7135	78.8568
12.067	1260-4	396.1005	136181.45	990.2513	396.1005	158.4402	79.2201
12.502	1260-5	396.6837	121662.82	991.7091	396.6837	158.6735	79.3367
15.607	DCBP SURR	58.7097	673484.00	146.7742	58.7097	23.4839	11.7419
		4172.2859	4140110.63				

Client Id: Initial Calibration

Software Version: 4.1<1L22>
Date: 11/14/2019 06:58 AM
Sample Name : mix 400;52q
Data File : E:\TC2019\ECD8\11-NOV\N13B027.RAW Date: 11/13/2019 06:28 PM
Sequence File: E:\TC2019\ECD8\11-NOV\PCB.SEQ Cycle: 305 Channel : B
Instrument : AUTO_ECD8 Rack/Vial: 0/0 Operator:
Sample Amount : 1.0000 Dilution Factor : 1.00

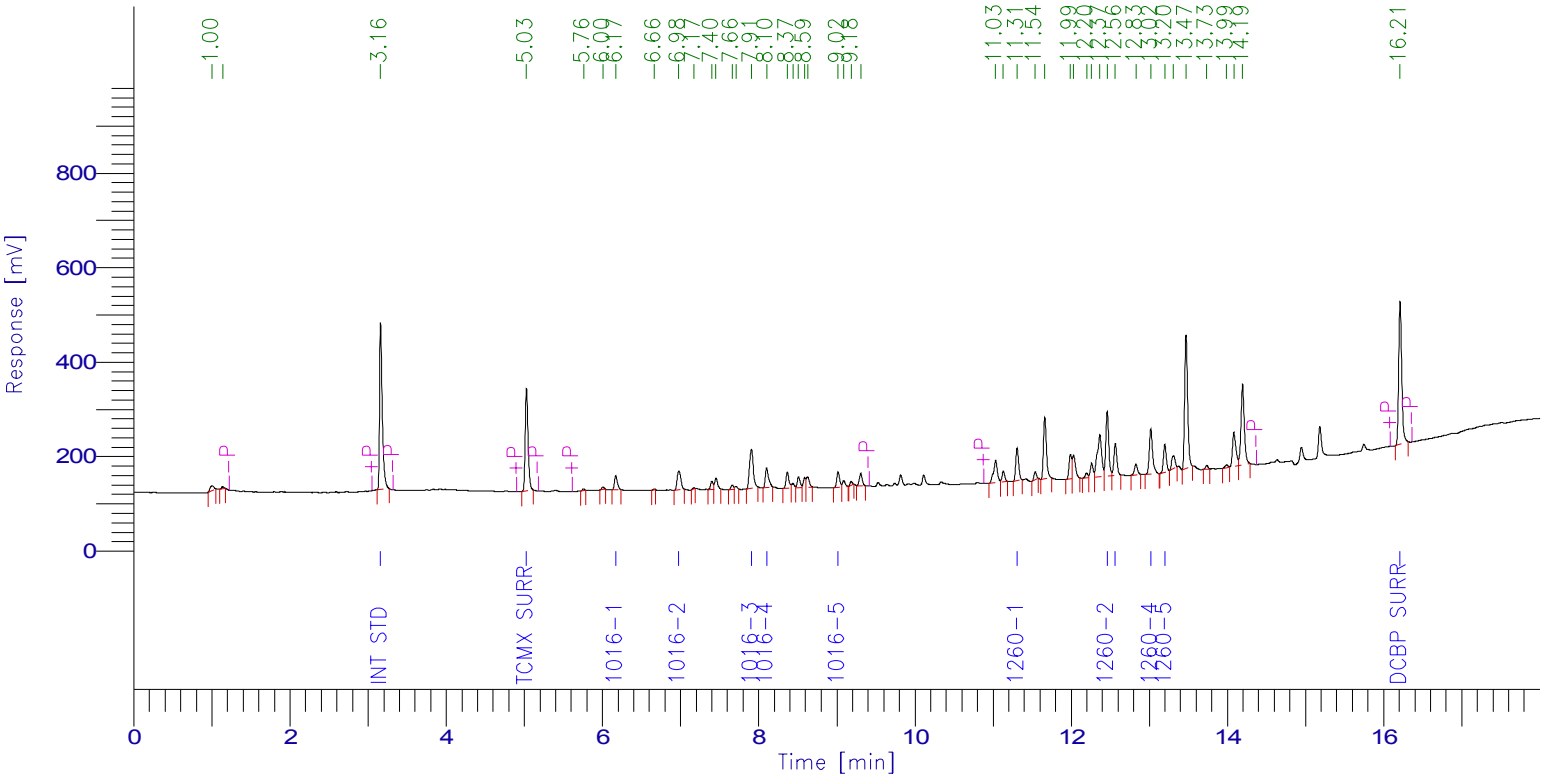

PCB Report

Time [min]	Component Name	Raw Amount	Area [µV·s]	Surrogate SM/WM	Surrogate QC / SL	Spike Rec Soils (%)	Spike Rec Water (%)
3.160	Int Std	100.0000	866597.28	250.0000	100.0000	40.0000	20.0000
5.027	TCMX SURR	56.8596	541162.40	142.1490	56.8596	22.7438	11.3719
6.169	1016-1	389.8851	74762.64	974.7128	389.8851	155.9541	77.9770
6.976	1016-2	404.8103	129306.32	1012.0258	404.8103	161.9241	80.9621
7.906	1016-3	387.2576	275768.80	968.1441	387.2576	154.9031	77.4515
8.101	1016-4	437.5879	119257.44	1093.9696	437.5879	175.0351	87.5176
9.015	1016-5	419.1478	79204.33	1047.8695	419.1478	167.6591	83.8296
11.306	1260-1	391.3371	175632.64	978.3428	391.3371	156.5348	78.2674
12.460	1260-2	396.9788	360319.23	992.4471	396.9788	158.7915	79.3958
12.563	1260-3	403.7100	179187.38	1009.2749	403.7100	161.4840	80.7420
13.018	1260-4	381.0762	278392.16	952.6906	381.0762	152.4305	76.2152
13.198	1260-5	389.3771	145459.60	973.4427	389.3771	155.7508	77.8754
16.209	DCBP SURR	58.5493	806279.84	146.3733	58.5493	23.4197	11.7099
		4216.5769	4031330.06				

Client Id: Initial Calibration

Software Version: 4.1<1L22>
Date: 11/14/2019 06:58 AM
Sample Name : mix 200;52r
Data File : E:\TC2019\ECD8\11-NOV\N13A028.RAW Date: 11/13/2019 06:49 PM
Sequence File: E:\TC2019\ECD8\11-NOV\PCB.SEQ Cycle: 306 Channel : A
Instrument : AUTO_ECD8 Rack/Vial: 0/0 Operator:
Sample Amount : 1.0000 Dilution Factor : 1.00

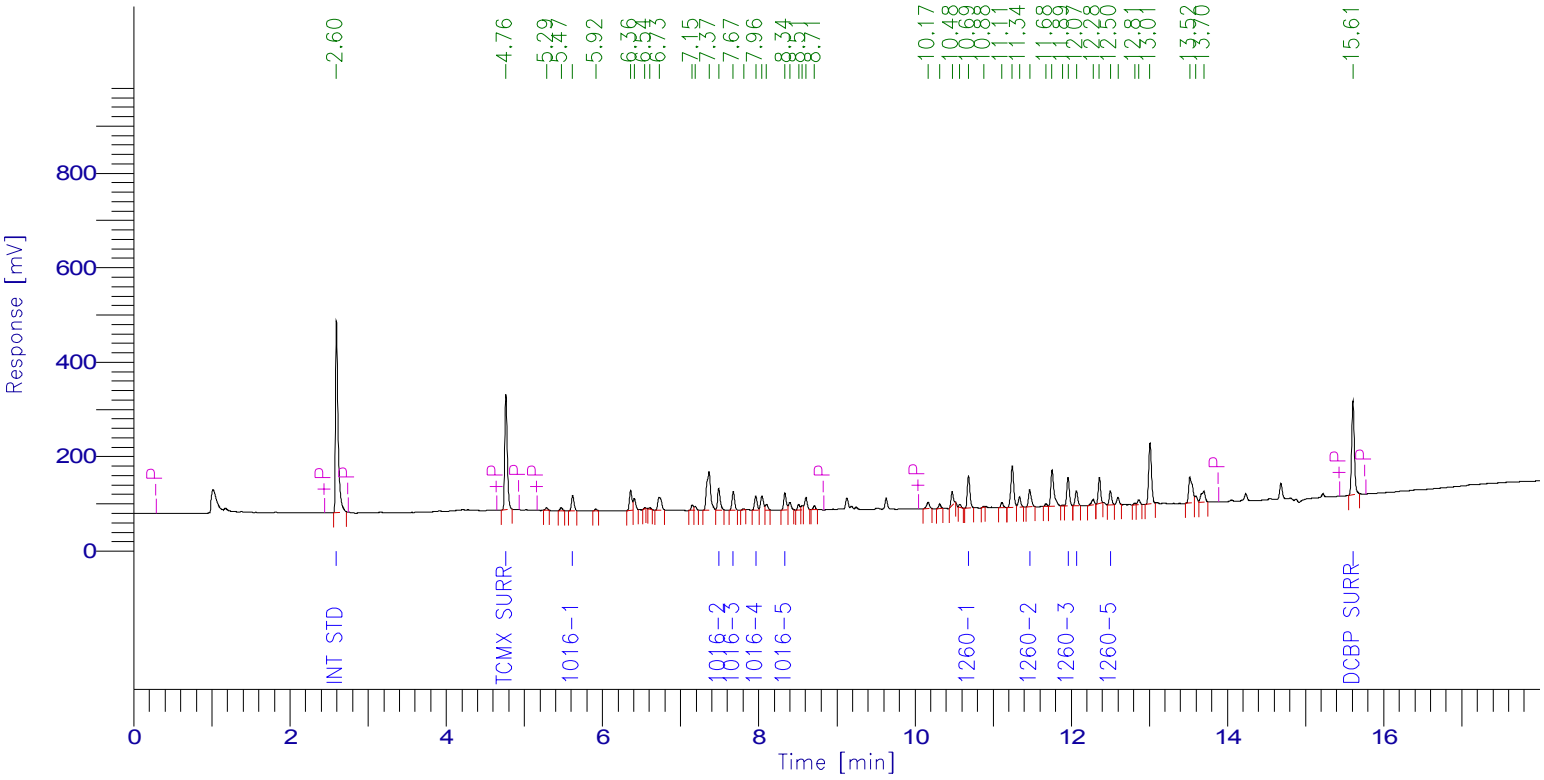

PCB Report

Time [min]	Component Name	Raw Amount	Area [µV·s]	Surrogate SM/WM	Surrogate QC / SL	Spike Rec Soils (%)	Spike Rec Water (%)
2.595	Int Std	100.0000	916195.68	250.0000	100.0000	40.0000	20.0000
4.764	TCMX SURR	39.7473	540915.44	99.3683	39.7473	15.8989	7.9495
5.618	1016-1	212.6789	72593.28	531.6973	212.6789	85.0716	42.5358
7.488	1016-2	211.3831	108518.04	528.4578	211.3831	84.5532	42.2766
7.673	1016-3	209.3238	86910.24	523.3095	209.3238	83.7295	41.8648
7.963	1016-4	216.5032	67556.75	541.2580	216.5032	86.6013	43.3006
8.335	1016-5	209.3850	80504.82	523.4625	209.3850	83.7540	41.8770
10.686	1260-1	221.6984	156471.04	554.2459	221.6984	88.6794	44.3397
11.468	1260-2	207.9401	91386.88	519.8503	207.9401	83.1761	41.5880
11.959	1260-3	205.1343	133811.23	512.8357	205.1343	82.0537	41.0269
12.066	1260-4	202.7412	69613.84	506.8531	202.7412	81.0965	40.5482
12.501	1260-5	211.3594	64740.52	528.3986	211.3594	84.5438	42.2719
15.606	DCBP SURR	40.1202	459644.16	100.3006	40.1202	16.0481	8.0240
		2288.0150	2848861.93				

Client Id: Initial Calibration

Software Version: 4.1<1L22>
Date: 11/14/2019 06:58 AM
Sample Name : mix 200;52r
Data File : E:\TC2019\ECD8\11-NOV\N13B028.RAW Date: 11/13/2019 06:49 PM
Sequence File: E:\TC2019\ECD8\11-NOV\PCB.SEQ Cycle: 306 Channel : B
Instrument : AUTO_ECD8 Rack/Vial: 0/0 Operator:
Sample Amount : 1.0000 Dilution Factor : 1.00

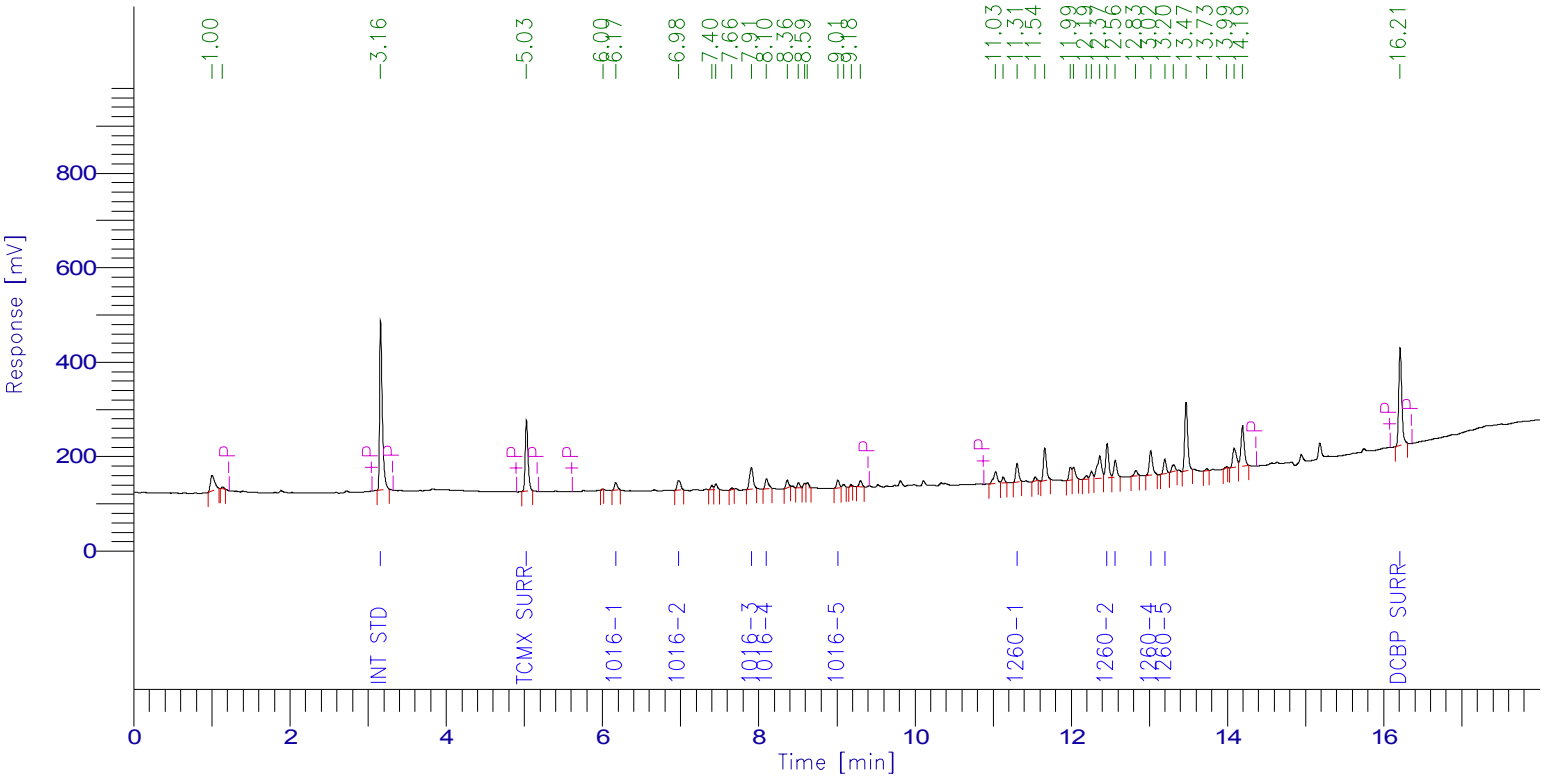

PCB Report

Time [min]	Component Name	Raw Amount	Area [µV·s]	Surrogate SM/WM	Surrogate QC / SL	Spike Rec Soils (%)	Spike Rec Water (%)
3.160	Int Std	100.0000	873303.52	250.0000	100.0000	40.0000	20.0000
5.027	TCMX SURR	38.2892	367238.24	95.7230	38.2892	15.3157	7.6578
6.169	1016-1	214.0532	41363.52	535.1329	214.0532	85.6213	42.8106
6.975	1016-2	207.5287	66802.72	518.8217	207.5287	83.0115	41.5057
7.906	1016-3	202.6013	145390.24	506.5033	202.6013	81.0405	40.5203
8.099	1016-4	219.5050	60285.44	548.7624	219.5050	87.8020	43.9010
9.013	1016-5	208.5069	39705.45	521.2673	208.5069	83.4028	41.7014
11.306	1260-1	214.3696	96953.92	535.9241	214.3696	85.7479	42.8739
12.459	1260-2	208.3420	190565.68	520.8549	208.3420	83.3368	41.6684
12.563	1260-3	206.4989	92364.20	516.2474	206.4989	82.5996	41.2998
13.017	1260-4	200.4362	147560.16	501.0904	200.4362	80.1745	40.0872
13.198	1260-5	198.7377	74816.96	496.8441	198.7377	79.4951	39.7475
16.209	DCBP SURR	39.5059	548243.68	98.7647	39.5059	15.8024	7.9012
		2258.3744	2744593.73				

Client Id: Initial Calibration

Software Version: 4.1<1L22>
Date: 11/14/2019 06:58 AM
Sample Name : mix 100;52s
Data File : E:\TC2019\ECD8\11-NOV\N13A029.RAW Date: 11/13/2019 07:11 PM
Sequence File: E:\TC2019\ECD8\11-NOV\PCB.SEQ Cycle: 307 Channel : A
Instrument : AUTO_ECD8 Rack/Vial: 0/0 Operator:
Sample Amount : 1.0000 Dilution Factor : 1.00

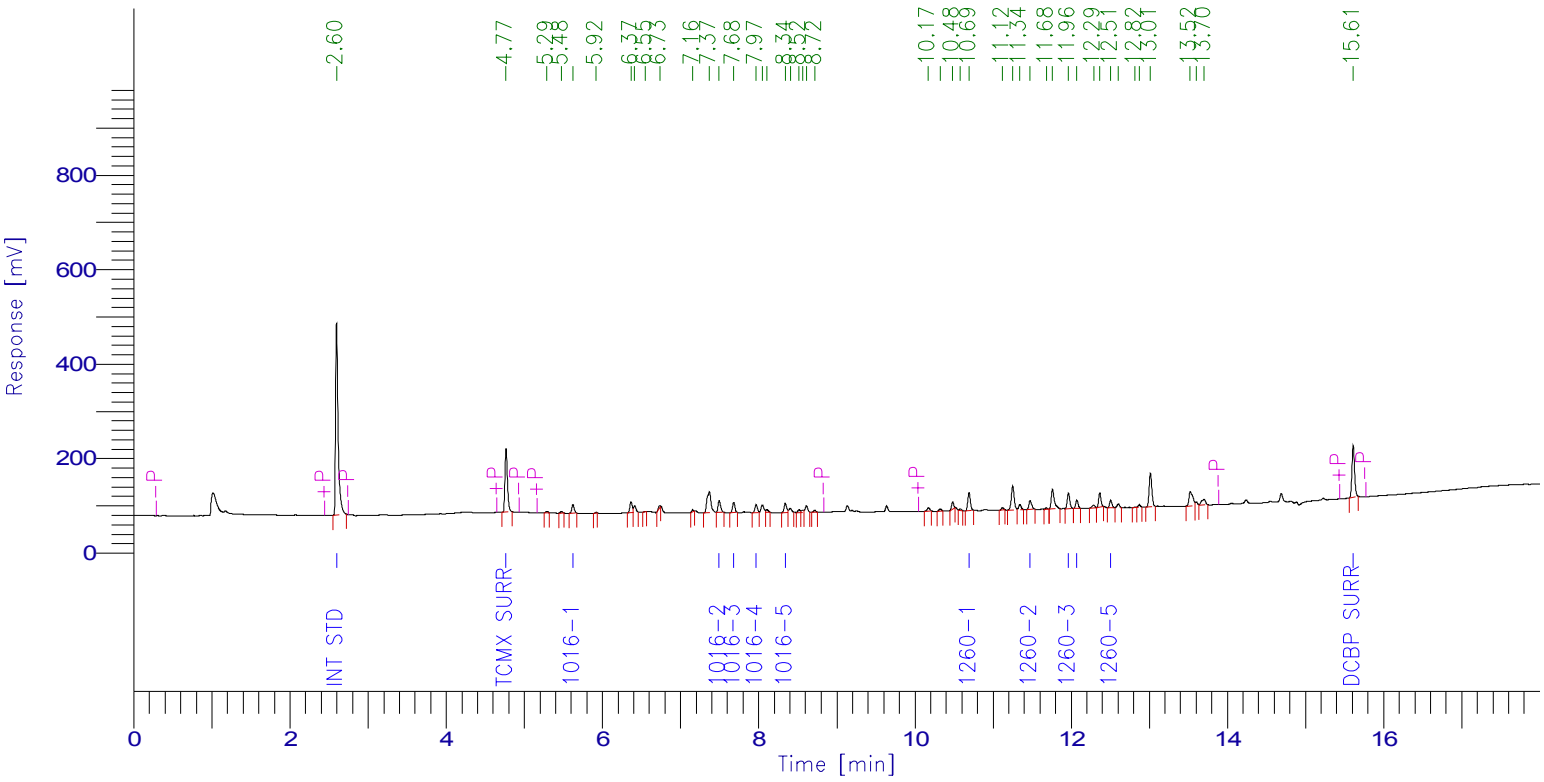

PCB Report

Time [min]	Component Name	Raw Amount	Area [µV·s]	Surrogate SM/WM	Surrogate QC / SL	Spike Rec Soils (%)	Spike Rec Water (%)
2.596	Int Std	100.0000	911929.76	250.0000	100.0000	40.0000	20.0000
4.766	TCMX SURR	21.4249	290211.44	53.5624	21.4249	8.5700	4.2850
5.621	1016-1	114.0005	38730.40	285.0013	114.0005	45.6002	22.8001
7.495	1016-2	114.6029	58559.93	286.5073	114.6029	45.8412	22.9206
7.678	1016-3	111.8841	46237.44	279.7102	111.8841	44.7536	22.3768
7.967	1016-4	117.0424	36351.36	292.6059	117.0424	46.8169	23.4085
8.340	1016-5	113.0055	43246.30	282.5137	113.0055	45.2022	22.6011
10.692	1260-1	121.5480	85387.12	303.8700	121.5480	48.6192	24.3096
11.473	1260-2	111.2216	48652.80	278.0540	111.2216	44.4886	22.2443
11.964	1260-3	112.4709	73024.32	281.1772	112.4709	44.9883	22.4942
12.072	1260-4	108.5038	37082.72	271.2595	108.5038	43.4015	21.7008
12.505	1260-5	113.4250	34580.92	283.5625	113.4250	45.3700	22.6850
15.609	DCBP SURR	21.6704	247115.04	54.1761	21.6704	8.6682	4.3341
		1280.8000	1951109.55				

Client Id: Initial Calibration

Software Version: 4.1<1L22>
Date: 11/14/2019 06:58 AM
Sample Name : mix 100;52s
Data File : E:\TC2019\ECD8\11-NOV\N13B029.RAW Date: 11/13/2019 07:11 PM
Sequence File: E:\TC2019\ECD8\11-NOV\PCB.SEQ Cycle: 307 Channel : B
Instrument : AUTO_ECD8 Rack/Vial: 0/0 Operator:
Sample Amount : 1.0000 Dilution Factor : 1.00

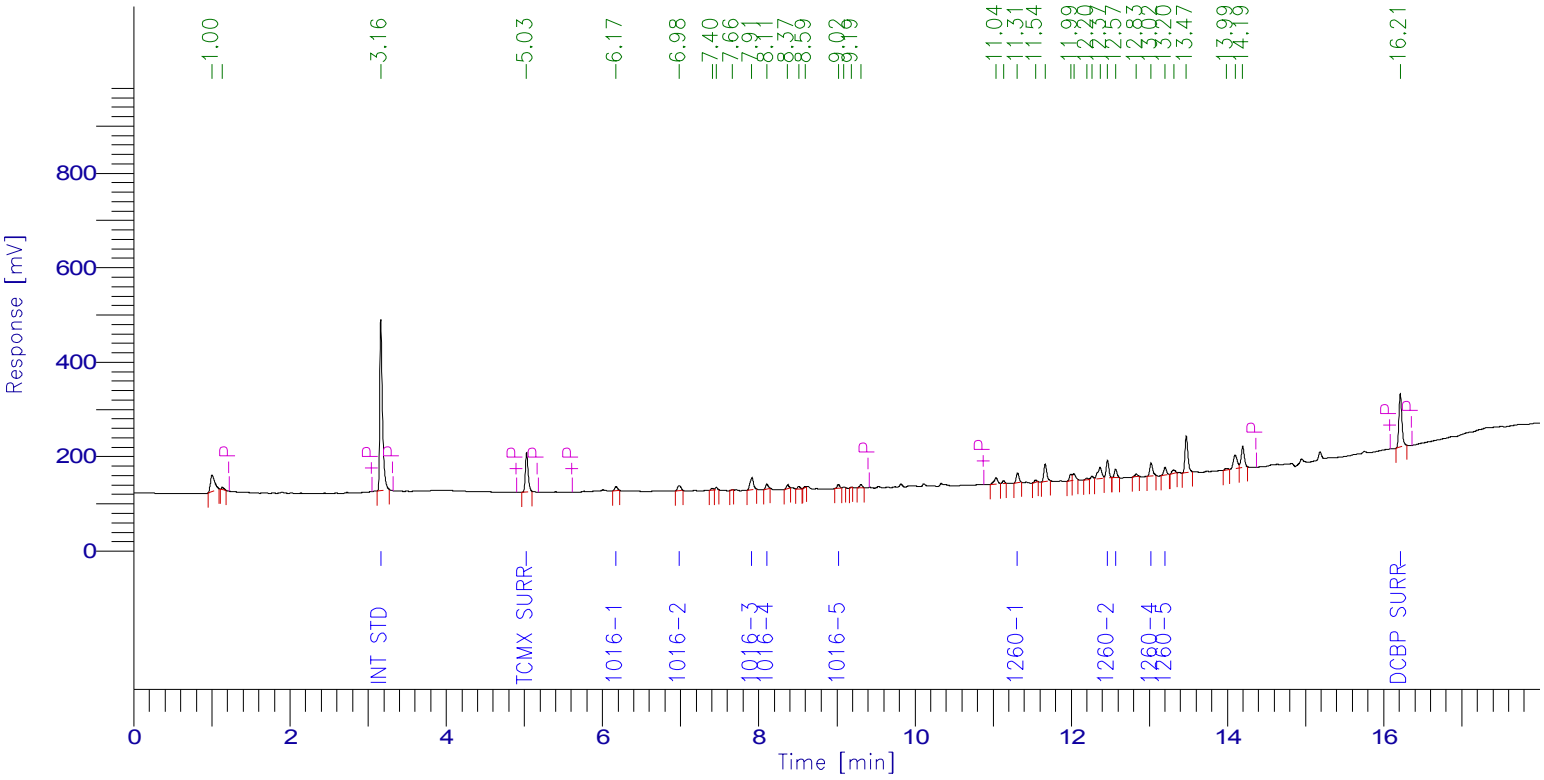

PCB Report

Time [min]	Component Name	Raw Amount	Area [µV·s]	Surrogate SM/WM	Surrogate QC / SL	Spike Rec Soils (%)	Spike Rec Water (%)
3.163	Int Std	100.0000	870973.44	250.0000	100.0000	40.0000	20.0000
5.028	TCMX SURR	20.5769	196829.60	51.4421	20.5769	8.2307	4.1154
6.173	1016-1	99.9175	19256.48	249.7936	99.9175	39.9670	19.9835
6.980	1016-2	105.2096	33776.24	263.0241	105.2096	42.0839	21.0419
7.911	1016-3	108.4823	77641.12	271.2059	108.4823	43.3929	21.6965
8.105	1016-4	84.1766	23056.80	210.4414	84.1766	33.6706	16.8353
9.019	1016-5	99.9409	18980.71	249.8522	99.9409	39.9763	19.9882
11.312	1260-1	111.4052	50251.28	278.5129	111.4052	44.5621	22.2810
12.463	1260-2	101.0801	92209.01	252.7003	101.0801	40.4320	20.2160
12.567	1260-3	97.3108	43409.68	243.2770	97.3108	38.9243	19.4622
13.022	1260-4	98.7794	72526.88	246.9484	98.7794	39.5117	19.7559
13.202	1260-5	103.5343	38872.64	258.8359	103.5343	41.4137	20.7069
16.211	DCBP SURR	21.3047	294868.00	53.2618	21.3047	8.5219	4.2609
		1151.7183	1832651.88				

Client Id: Initial Calibration

Software Version: 4.1<1L22>
Date: 11/14/2019 06:58 AM
Sample Name : mix 50;52t
Data File : E:\TC2019\ECD8\11-NOV\N13A030.RAW Date: 11/13/2019 07:32 PM
Sequence File: E:\TC2019\ECD8\11-NOV\PCB.SEQ Cycle: 308 Channel : A
Instrument : AUTO_ECD8 Rack/Vial: 0/0 Operator:
Sample Amount : 1.0000 Dilution Factor : 1.00

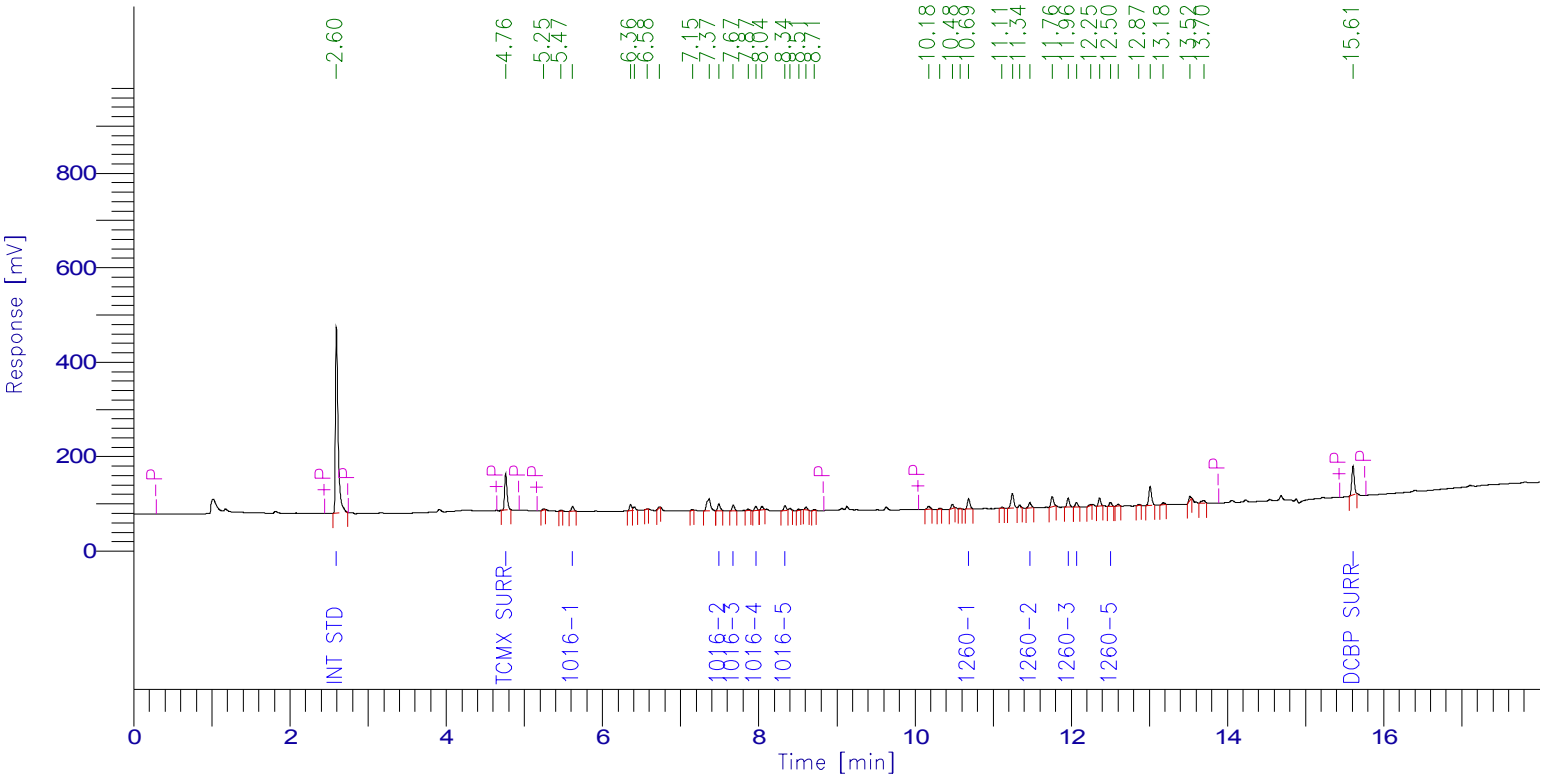

PCB Report

Time [min]	Component Name	Raw Amount	Area [µV·s]	Surrogate SM/WM	Surrogate QC / SL	Spike Rec Soils (%)	Spike Rec Water (%)
2.595	Int Std	100.0000	920338.88	250.0000	100.0000	40.0000	20.0000
4.762	TCMX SURR	12.0564	164816.32	30.1411	12.0564	4.8226	2.4113
5.617	1016-1	60.8466	20862.56	152.1164	60.8466	24.3386	12.1693
7.490	1016-2	61.7293	31833.36	154.3232	61.7293	24.6917	12.3459
7.673	1016-3	59.6926	24896.16	149.2315	59.6926	23.8770	11.9385
7.963	1016-4	58.2785	18267.20	145.6961	58.2785	23.3114	11.6557
8.335	1016-5	61.1782	23628.31	152.9455	61.1782	24.4713	12.2356
10.687	1260-1	67.3928	47779.84	168.4821	67.3928	26.9571	13.4786
11.469	1260-2	59.0076	26050.32	147.5190	59.0076	23.6030	11.8015
11.961	1260-3	62.5425	40981.60	156.3562	62.5425	25.0170	12.5085
12.067	1260-4	57.9462	19986.56	144.8655	57.9462	23.1785	11.5892
12.502	1260-5	55.8015	17169.60	139.5038	55.8015	22.3206	11.1603
15.607	DCBP SURR	11.6122	133638.64	29.0305	11.6122	4.6449	2.3224
		728.0844	1490249.35				

Client Id: Initial Calibration

Software Version: 4.1<1L22>
Date: 11/14/2019 06:58 AM
Sample Name : mix 50;52t
Data File : E:\TC2019\ECD8\11-NOV\N13B030.RAW Date: 11/13/2019 07:32 PM
Sequence File: E:\TC2019\ECD8\11-NOV\PCB.SEQ Cycle: 308 Channel : B
Instrument : AUTO_ECD8 Rack/Vial: 0/0 Operator:
Sample Amount : 1.0000 Dilution Factor : 1.00

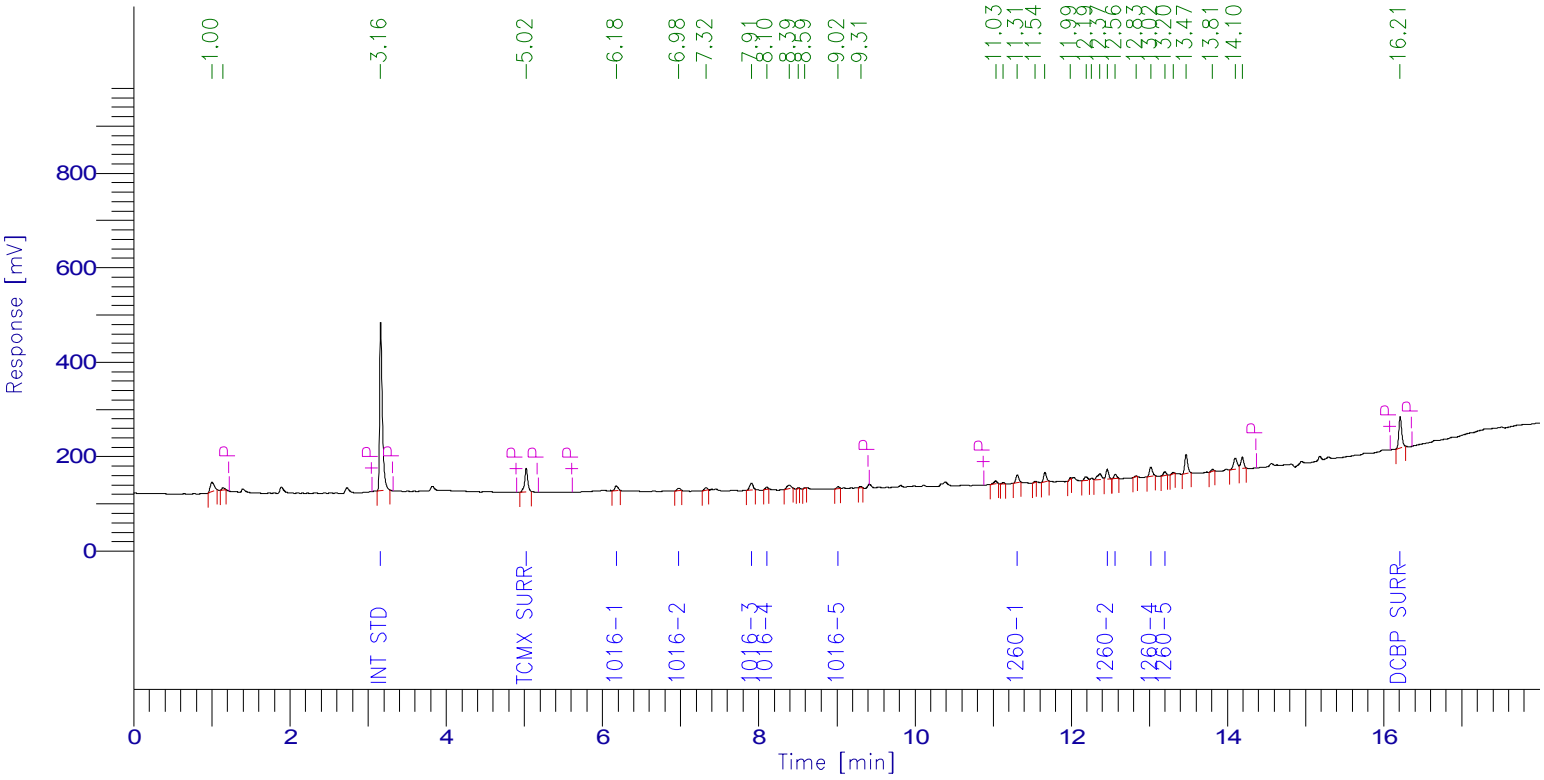

PCB Report

Time [min]	Component Name	Raw Amount	Area [µV·s]	Surrogate SM/WM	Surrogate QC / SL	Spike Rec Soils (%)	Spike Rec Water (%)
3.161	Int Std	100.0000	872015.44	250.0000	100.0000	40.0000	20.0000
5.024	TCMX SURR	13.7451	131637.52	34.3628	13.7451	5.4981	2.7490
6.177	1016-1	145.6410	28102.08	364.1025	145.6410	58.2564	29.1282
6.976	1016-2	51.0482	16408.00	127.6206	51.0482	20.4193	10.2096
7.907	1016-3	60.6139	43433.44	151.5348	60.6139	24.2456	12.1228
8.100	1016-4	37.3247	10235.84	93.3118	37.3247	14.9299	7.4649
9.015	1016-5	42.0821	8001.76	105.2051	42.0821	16.8328	8.4164
11.308	1260-1	97.8864	44206.24	244.7161	97.8864	39.1546	19.5773
12.460	1260-2	57.5656	52576.29	143.9140	57.5656	23.0262	11.5131
12.564	1260-3	51.6587	23072.16	129.1467	51.6587	20.6635	10.3317
13.018	1260-4	70.2874	51668.96	175.7186	70.2874	28.1150	14.0575
13.199	1260-5	48.1644	18105.28	120.4111	48.1644	19.2658	9.6329
16.209	DCBP SURR	11.8971	164858.56	29.7427	11.8971	4.7588	2.3794
		787.9147	1464321.57				

Software Version: 4.1<1L22>
Date: 3/19/2018 08:27 AM
Sample Name : 1254 1221;24d
Data File : E:\TC2018\ECD6\03-MAR\319A004.RAW Date: 3/19/2018 07:27 AM
Sequence File: E:\TC2018\ECD6\03-MAR\PCB_SEQ.SEQ Cycle: 496 Channel : A
Sample Amount : 1.0000 Dilution Factor : 1.00

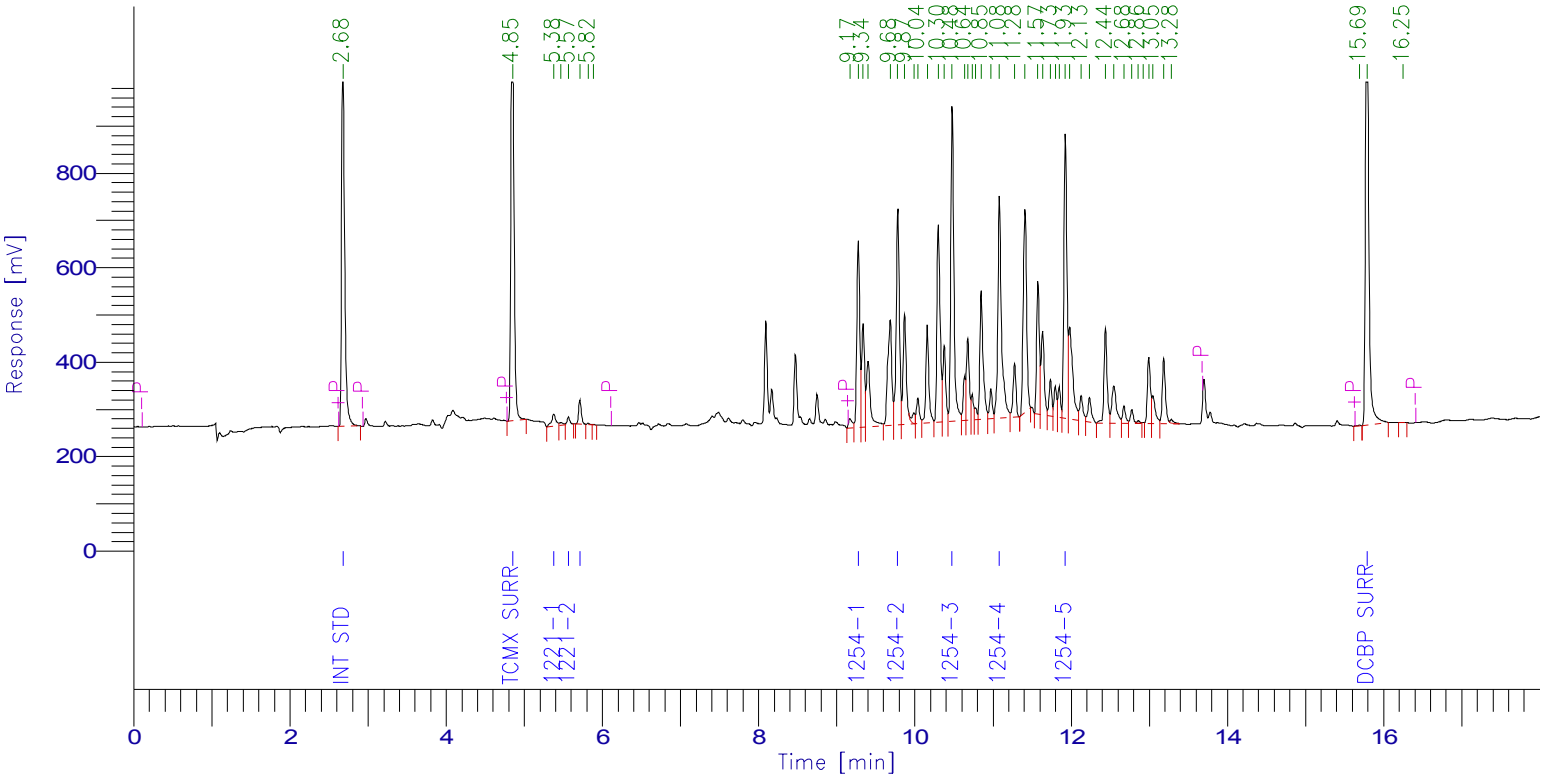

PCB Report

Time [min]	Component Name	Raw Amount	Area [µV·s]	Surrogate SM/WM	Surrogate QC / SL	Spike Rec Soils (%)	Spike Rec Water (%)
2.680	Int Std	100.0000	2115821.61	250.0000	100.0000	40.0000	20.0000
4.851	TCMX SURR	84.3917	2271612.54	210.9793	84.3917	33.7567	16.8783
5.379	1221-1	100.0000	98589.66	250.0000	100.0000	40.0000	20.0000
5.565	1221-2	100.0000	40109.43	250.0000	100.0000	40.0000	20.0000
5.713	1221-3	100.0000	125429.25	250.0000	100.0000	40.0000	20.0000
9.276	1254-1	1000.0000	1049695.54	2500.0000	1000.0000	400.0000	200.0000
9.780	1254-2	1000.0000	1270783.49	2500.0000	1000.0000	400.0000	200.0000
10.476	1254-3	1000.0000	1839073.12	2500.0000	1000.0000	400.0000	200.0000
11.081	1254-4	1000.0000	1565611.53	2500.0000	1000.0000	400.0000	200.0000
11.925	1254-5	1000.0000	1593950.73	2500.0000	1000.0000	400.0000	200.0000
15.786	DCBP SURR	84.6794	2648976.20	211.6985	84.6794	33.8718	16.9359
		5569.0711	14619653.11				

Software Version: 4.1<1L22>
Date: 3/19/2018 08:28 AM
Sample Name : 1254 1221;24d
Data File : E:\TC2018\ECD6\03-MAR\319B004.RAW Date: 3/19/2018 07:27 AM
Sequence File: E:\TC2018\ECD6\03-MAR\PCB_SEQ.SEQ Cycle: 496 Channel : B
Sample Amount : 1.0000 Dilution Factor : 1.00

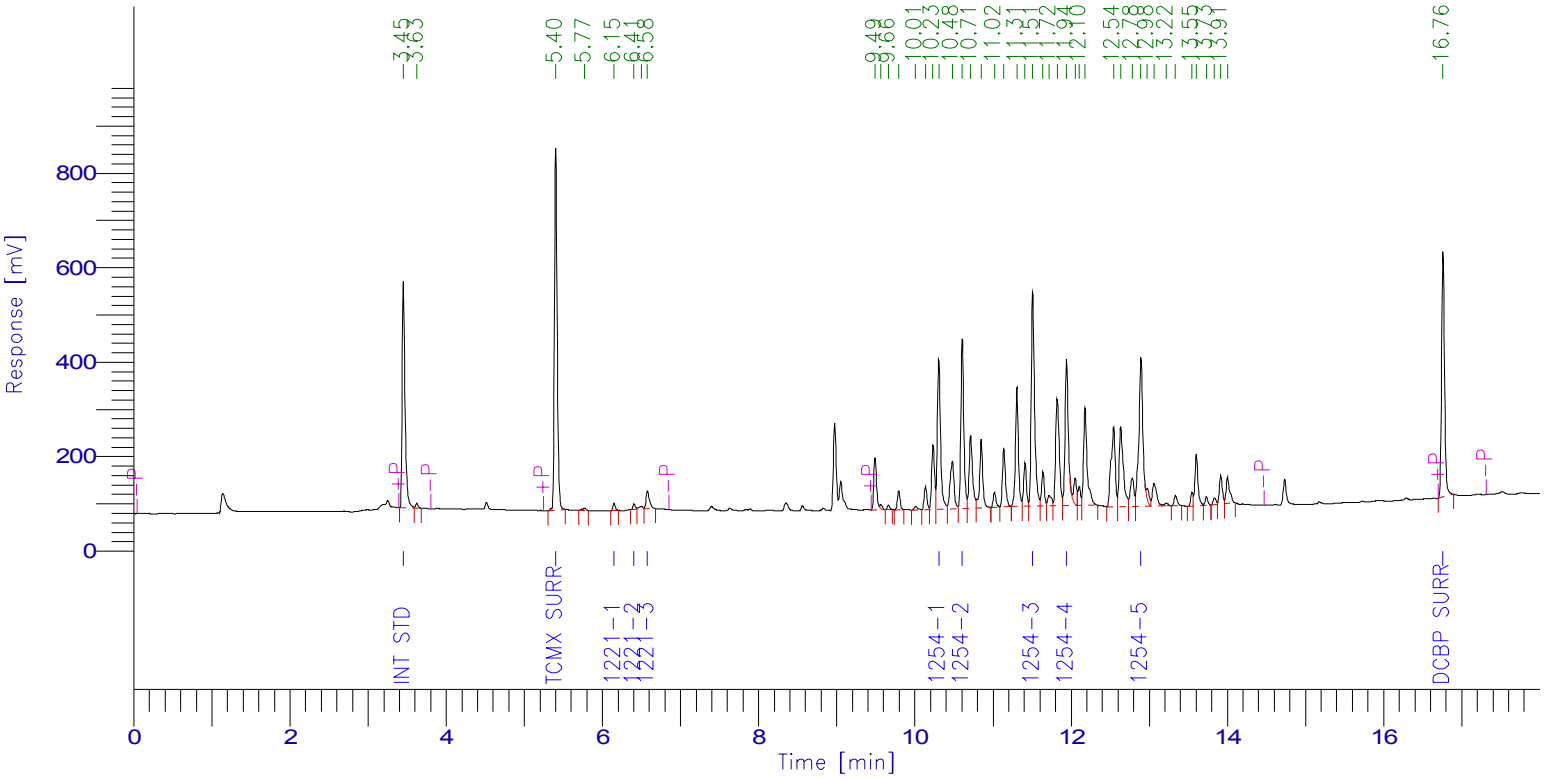

PCB Report

Time [min]	Component Name	Raw Amount	Area [µV·s]	Surrogate SM/WM	Surrogate QC / SL	Spike Rec Soils (%)	Spike Rec Water (%)
3.452	Int Std	100.0000	1206028.80	250.0000	100.0000	40.0000	20.0000
5.403	TCMX SURR	92.8077	1830259.17	232.0193	92.8077	37.1231	18.5615
6.149	1221-1	100.0000	33773.44	250.0000	100.0000	40.0000	20.0000
6.405	1221-2	100.0000	26616.94	250.0000	100.0000	40.0000	20.0000
6.576	1221-3	100.0000	114789.83	250.0000	100.0000	40.0000	20.0000
10.306	1254-1	1000.0000	909193.14	2500.0000	1000.0000	400.0000	200.0000
10.605	1254-2	1000.0000	974743.42	2500.0000	1000.0000	400.0000	200.0000
11.506	1254-3	1000.0000	1343484.92	2500.0000	1000.0000	400.0000	200.0000
11.940	1254-4	1000.0000	932609.45	2500.0000	1000.0000	400.0000	200.0000
12.892	1254-5	1000.0000	1173870.38	2500.0000	1000.0000	400.0000	200.0000
16.758	DCBP SURR	103.2870	1347441.72	258.2174	103.2870	41.3148	20.6574
		5596.0947	9892811.21				

Sample: 1221 1000;22v File: 319A009

Software Version: 4.1<1L22>
Date: 3/20/2018 09:40 AM
Sample Name : 1221 1000;22v
Data File   : E:\TC2018\ECD6\03-MAR\319A009.RAW Date: 3/19/2018 03:35 PM
Sequence File: E:\TC2018\ECD6\03-MAR\PCB_SEQ.SEQ Cycle: 501 Channel : A
Sample Amount   : 1.0000 Dilution Factor : 1.00

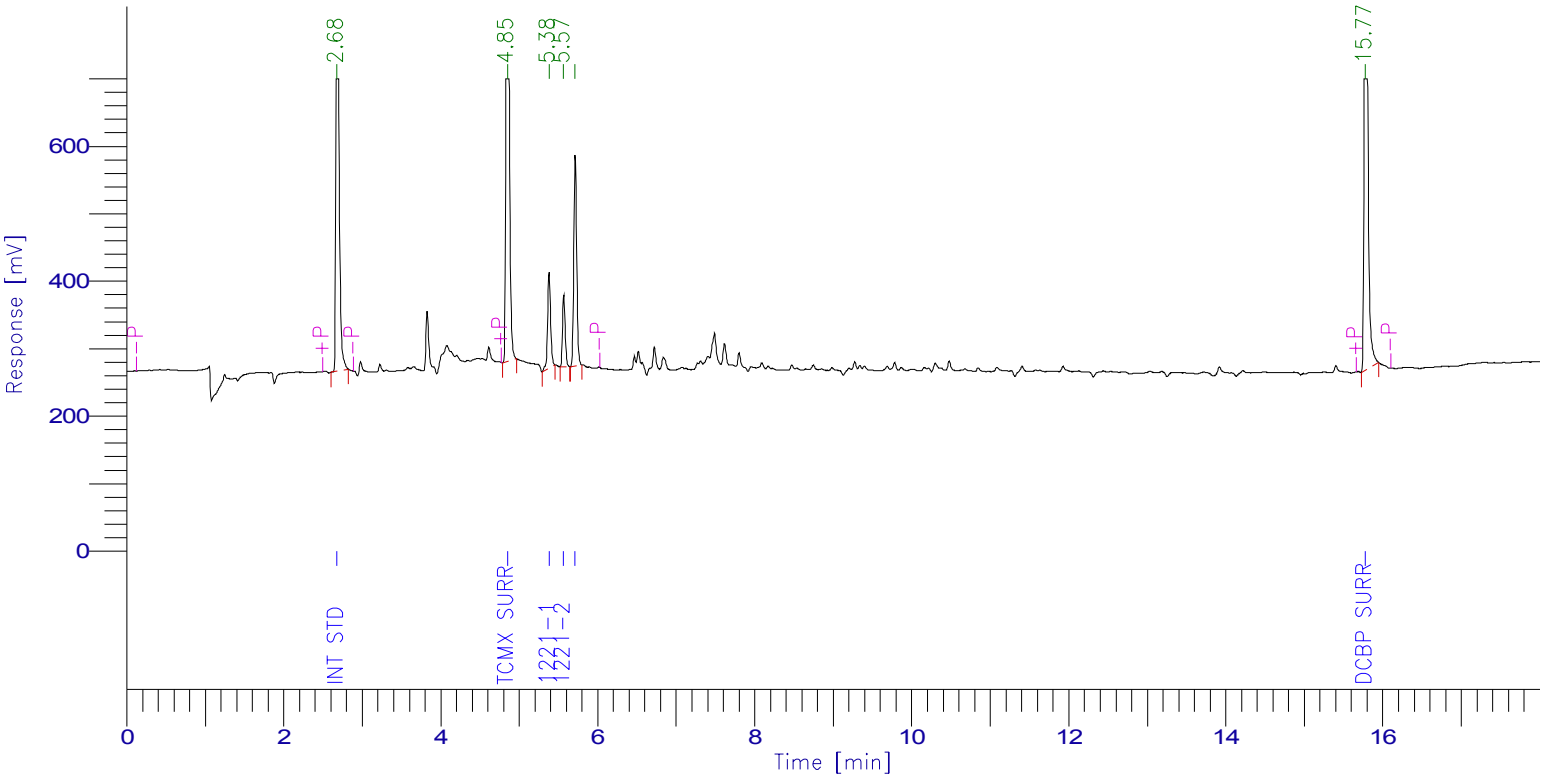

PCB Report

Time [min]	Component Name	Raw Amount	Area [µV·s]	Surrogate SM/WM	Surrogate QC / SL	Spike Rec Soils (%)	Spike Rec Water (%)
2.680	Int Std	100.0000	2019755.05	250.0000	100.0000	40.0000	20.0000
4.851	TCMX SURR	88.3602	2270444.29	220.9005	88.3602	35.3441	17.6720
5.381	1221-1	1000.0000	372823.10	2500.0000	1000.0000	400.0000	200.0000
5.567	1221-2	1000.0000	248251.10	2500.0000	1000.0000	400.0000	200.0000
5.713	1221-3	1000.0000	802311.60	2500.0000	1000.0000	400.0000	200.0000
15.773	DCBP SURR	87.2921	2606724.59	218.2303	87.2921	34.9169	17.4584
		3275.6523	8320309.73				

Software Version: 4.1<1L22>
Date: 3/20/2018 09:48 AM
Sample Name : 1221 1000;22v
Data File : E:\TC2018\ECD6\03-MAR\319B009.RAW Date: 3/19/2018 03:35 PM
Sequence File: E:\TC2018\ECD6\03-MAR\PCB_SEQ.SEQ Cycle: 501 Channel : B
Sample Amount : 1.0000 Dilution Factor : 1.00

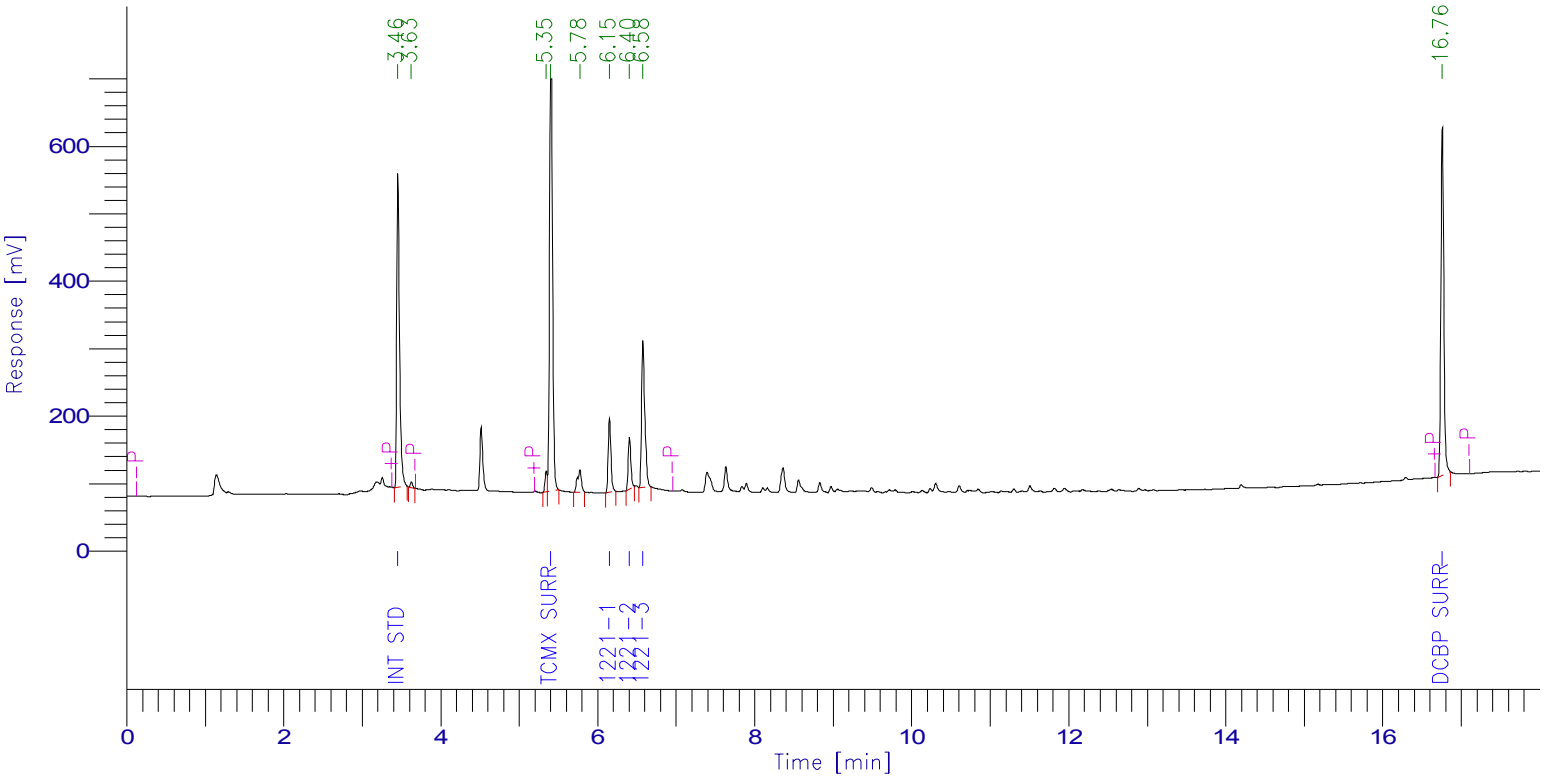

PCB Report

Time [min]	Component Name	Raw Amount	Area [µV·s]	Surrogate SM/WM	Surrogate QC / SL	Spike Rec Soils (%)	Spike Rec Water (%)
3.456	Int Std	100.0000	1143298.93	250.0000	100.0000	40.0000	20.0000
5.404	TCMX SURR	96.8994	1811555.69	242.2485	96.8994	38.7598	19.3799
6.150	1221-1	1000.0000	265816.83	2500.0000	1000.0000	400.0000	200.0000
6.404	1221-2	1000.0000	178543.92	2500.0000	1000.0000	400.0000	200.0000
6.575	1221-3	1000.0000	619753.55	2500.0000	1000.0000	400.0000	200.0000
16.755	DCBP SURR	108.2840	1339154.72	270.7099	108.2840	43.3136	21.6568
		3305.1833	5358123.65				

Sample: 1232 1000;23k File: 319A010

Software Version: 4.1<1L22>
Date: 3/20/2018 09:40 AM
Sample Name : 1232 1000;23k
Data File : E:\TC2018\ECD6\03-MAR\319A010.RAW Date: 3/19/2018 03:57 PM
Sequence File: E:\TC2018\ECD6\03-MAR\PCB_SEQ.SEQ Cycle: 502 Channel : A
Sample Amount : 1.0000 Dilution Factor : 1.00

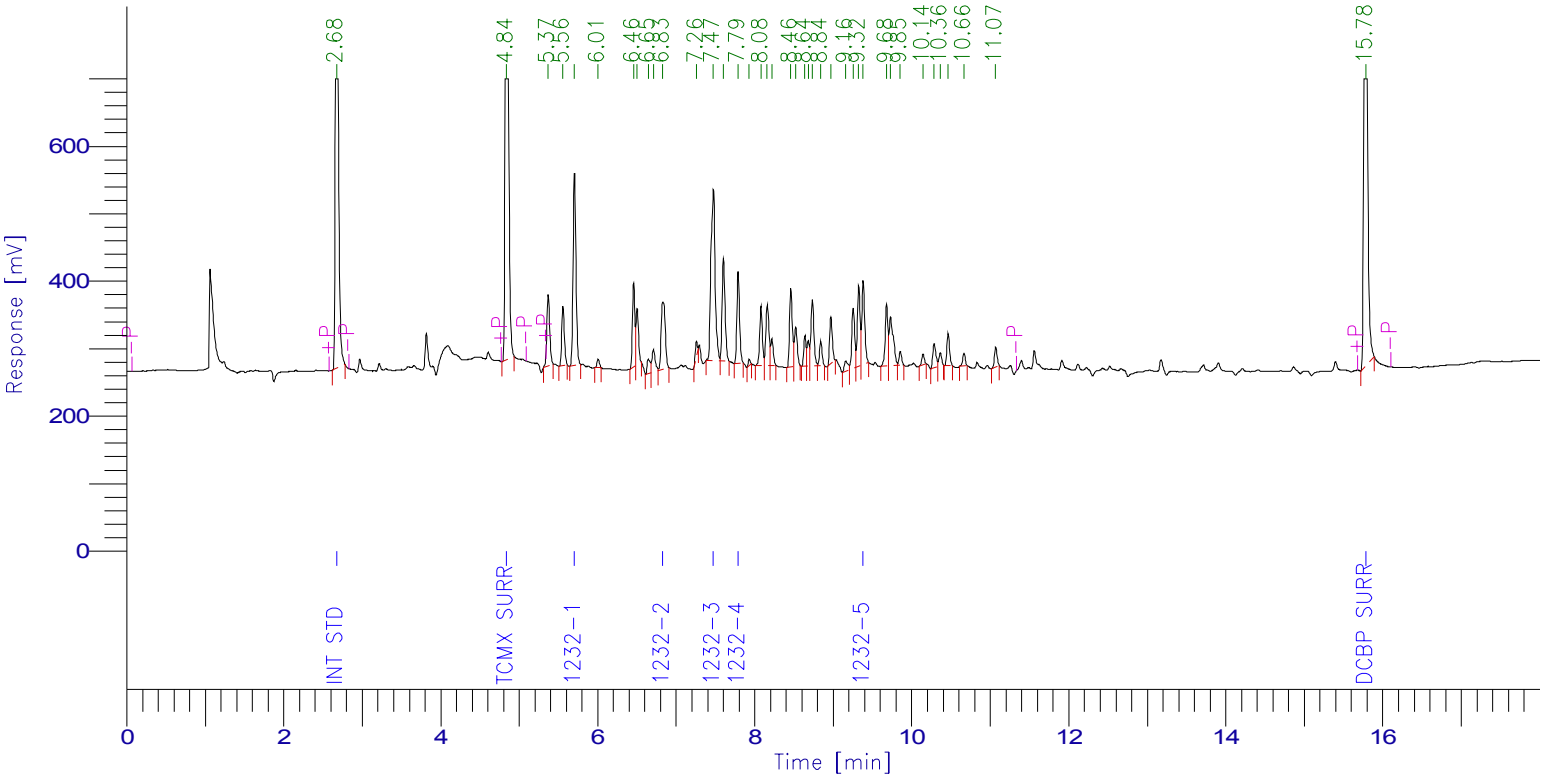

PCB Report

Time [min]	Component Name	Raw Amount	Area [µV·s]	Surrogate SM/WM	Surrogate QC / SL	Spike Rec Soils (%)	Spike Rec Water (%)
2.675	Int Std	100.0000	2025723.20	250.0000	100.0000	40.0000	20.0000
4.840	TCMX SURR	86.7625	2235977.62	216.9062	86.7625	34.7050	17.3525
5.704	1232-1	1000.0000	717735.51	2500.0000	1000.0000	400.0000	200.0000
6.829	1232-2	1000.0000	359540.06	2500.0000	1000.0000	400.0000	200.0000
7.474	1232-3	1000.0000	943096.86	2500.0000	1000.0000	400.0000	200.0000
7.788	1232-4	1000.0000	334761.44	2500.0000	1000.0000	400.0000	200.0000
9.381	1232-5	1000.0000	311968.93	2500.0000	1000.0000	400.0000	200.0000
15.784	DCBP SURR	85.2294	2552648.04	213.0735	85.2294	34.0918	17.0459
		5271.9919	9481451.66				

Sample: 1232 1000;23k File: 319B010

Software Version: 4.1<1L22>
Date: 3/20/2018 09:48 AM
Sample Name : 1232 1000;23k
Data File : E:\TC2018\ECD6\03-MAR\319B010.RAW Date: 3/19/2018 03:57 PM
Sequence File: E:\TC2018\ECD6\03-MAR\PCB_SEQ.SEQ Cycle: 502 Channel : B
Sample Amount : 1.0000 Dilution Factor : 1.00

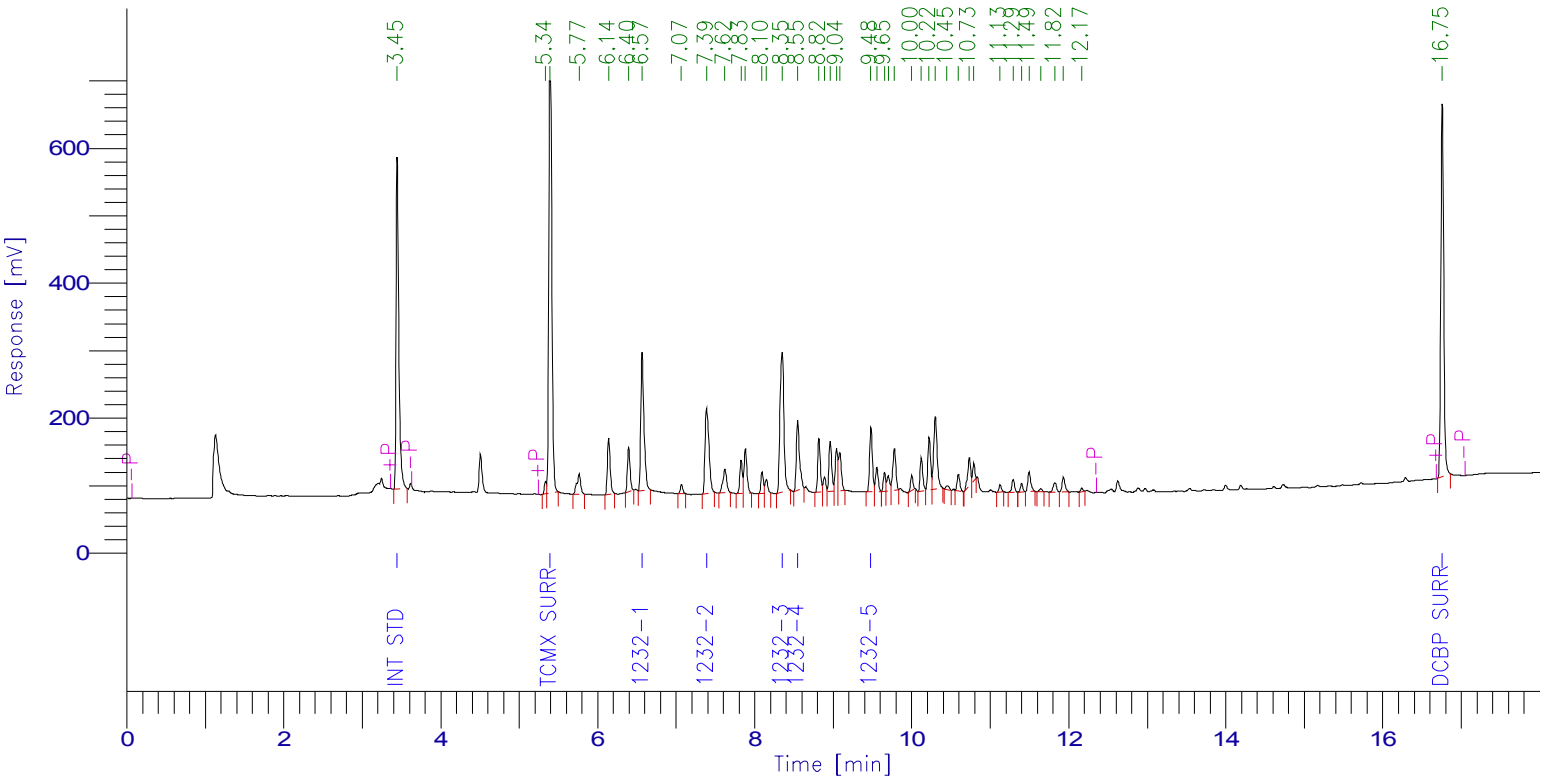

PCB Report

Time [min]	Component Name	Raw Amount	Area [µV·s]	Surrogate SM/WM	Surrogate QC / SL	Spike Rec Soils (%)	Spike Rec Water (%)
3.447	Int Std	100.0000	1198967.83	250.0000	100.0000	40.0000	20.0000
5.395	TCMX SURR	95.3199	1868796.13	238.2997	95.3199	38.1280	19.0640
6.565	1232-1	1000.0000	566289.72	2500.0000	1000.0000	400.0000	200.0000
7.387	1232-2	1000.0000	432838.90	2500.0000	1000.0000	400.0000	200.0000
8.349	1232-3	1000.0000	728586.46	2500.0000	1000.0000	400.0000	200.0000
8.548	1232-4	1000.0000	287855.59	2500.0000	1000.0000	400.0000	200.0000
9.479	1232-5	1000.0000	234100.85	2500.0000	1000.0000	400.0000	200.0000
16.754	DCBP SURR	109.7332	1423156.19	274.3331	109.7332	43.8933	21.9466
		5305.0531	6740591.66				

Sample: 1242 1000;20y File: 319A011

Software Version: 4.1<1L22>
Date: 3/20/2018 09:44 AM
Sample Name : 1242 1000;20y
Data File   : E:\TC2018\ECD6\03-MAR\319A011.RAW Date: 3/19/2018 04:19 PM
Sequence File: E:\TC2018\ECD6\03-MAR\PCB_SEQ.SEQ Cycle: 503 Channel : A
Sample Amount   : 1.0000 Dilution Factor : 1.00

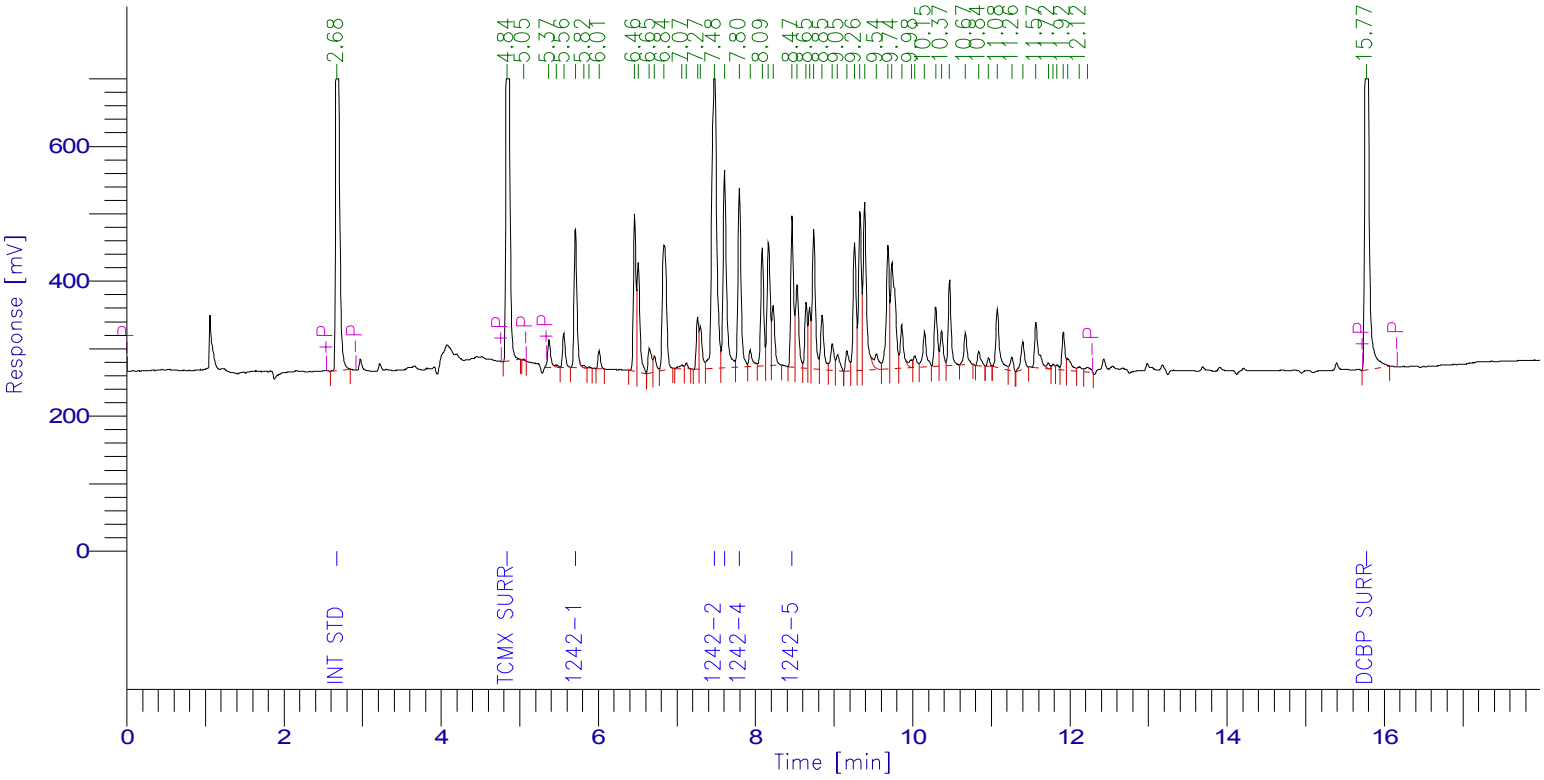

PCB Report

Time [min]	Component Name	Raw Amount	Area [µV·s]	Surrogate SM/WM	Surrogate QC / SL	Spike Rec Soils (%)	Spike Rec Water (%)
2.676	Int Std	100.0000	2199258.03	250.0000	100.0000	40.0000	20.0000
4.840	TCMX SURR	80.9812	2265769.48	202.4530	80.9812	32.3925	16.1962
5.710	1242-1	1000.0000	511584.17	2500.0000	1000.0000	400.0000	200.0000
7.481	1242-2	1000.0000	1916084.34	2500.0000	1000.0000	400.0000	200.0000
7.606	1242-3	1000.0000	876139.30	2500.0000	1000.0000	400.0000	200.0000
7.795	1242-4	1000.0000	719210.96	2500.0000	1000.0000	400.0000	200.0000
8.465	1242-5	1000.0000	572595.29	2500.0000	1000.0000	400.0000	200.0000
15.770	DCBP SURR	83.5594	2717021.51	208.8986	83.5594	33.4238	16.7119
		5264.5406	11777663.07				

Sample: 1242 1000;20y File: 319B011

Software Version: 4.1<1L22>
Date: 3/20/2018 09:48 AM
Sample Name : 1242 1000;20y
Data File : E:\TC2018\ECD6\03-MAR\319B011.RAW Date: 3/19/2018 04:19 PM
Sequence File: E:\TC2018\ECD6\03-MAR\PCB_SEQ.SEQ Cycle: 503 Channel : B
Sample Amount : 1.0000 Dilution Factor : 1.00

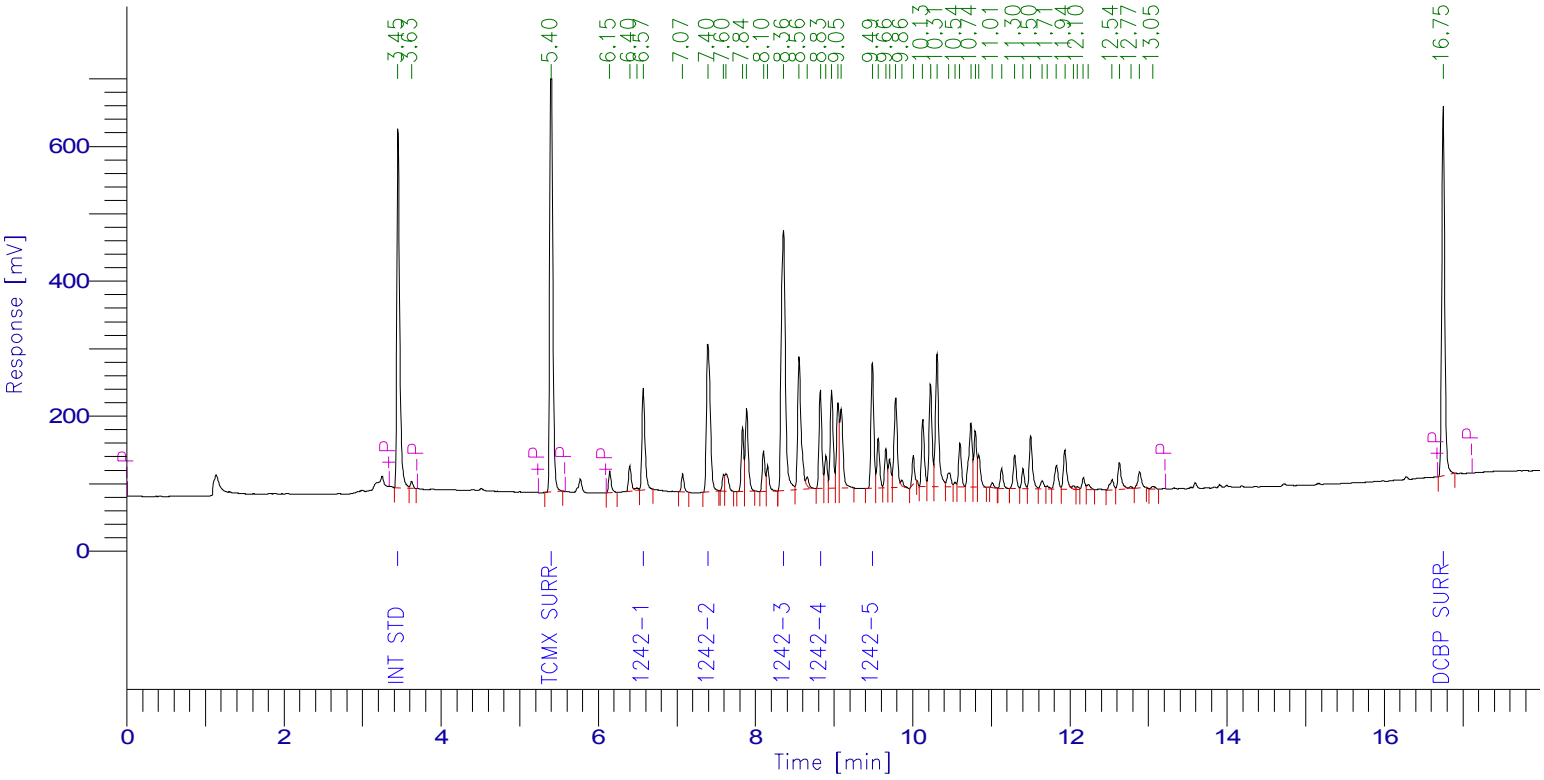

PCB Report

Time [min]	Component Name	Raw Amount	Area [µV·s]	Surrogate SM/WM	Surrogate QC / SL	Spike Rec Soils (%)	Spike Rec Water (%)
3.453	Int Std	100.0000	1321572.65	250.0000	100.0000	40.0000	20.0000
5.401	TCMX SURR	86.2654	1864225.64	215.6635	86.2654	34.5062	17.2531
6.572	1242-1	1000.0000	404553.51	2500.0000	1000.0000	400.0000	200.0000
7.395	1242-2	1000.0000	764126.84	2500.0000	1000.0000	400.0000	200.0000
8.357	1242-3	1000.0000	1412462.78	2500.0000	1000.0000	400.0000	200.0000
8.826	1242-4	1000.0000	359250.38	2500.0000	1000.0000	400.0000	200.0000
9.486	1242-5	1000.0000	462156.51	2500.0000	1000.0000	400.0000	200.0000
16.747	DCBP SURR	98.7505	1411683.48	246.8763	98.7505	39.5002	19.7501
		5285.0159	8000031.79				

Sample: 1248 1000;21k File: 319A012

Software Version: 4.1<1L22>
Date: 3/20/2018 09:45 AM
Sample Name : 1248 1000;21k
Data File : E:\TC2018\ECD6\03-MAR\319A012.RAW Date: 3/19/2018 04:41 PM
Sequence File: E:\TC2018\ECD6\03-MAR\PCB_SEQ.SEQ Cycle: 504 Channel : A
Sample Amount : 1.0000 Dilution Factor : 1.00

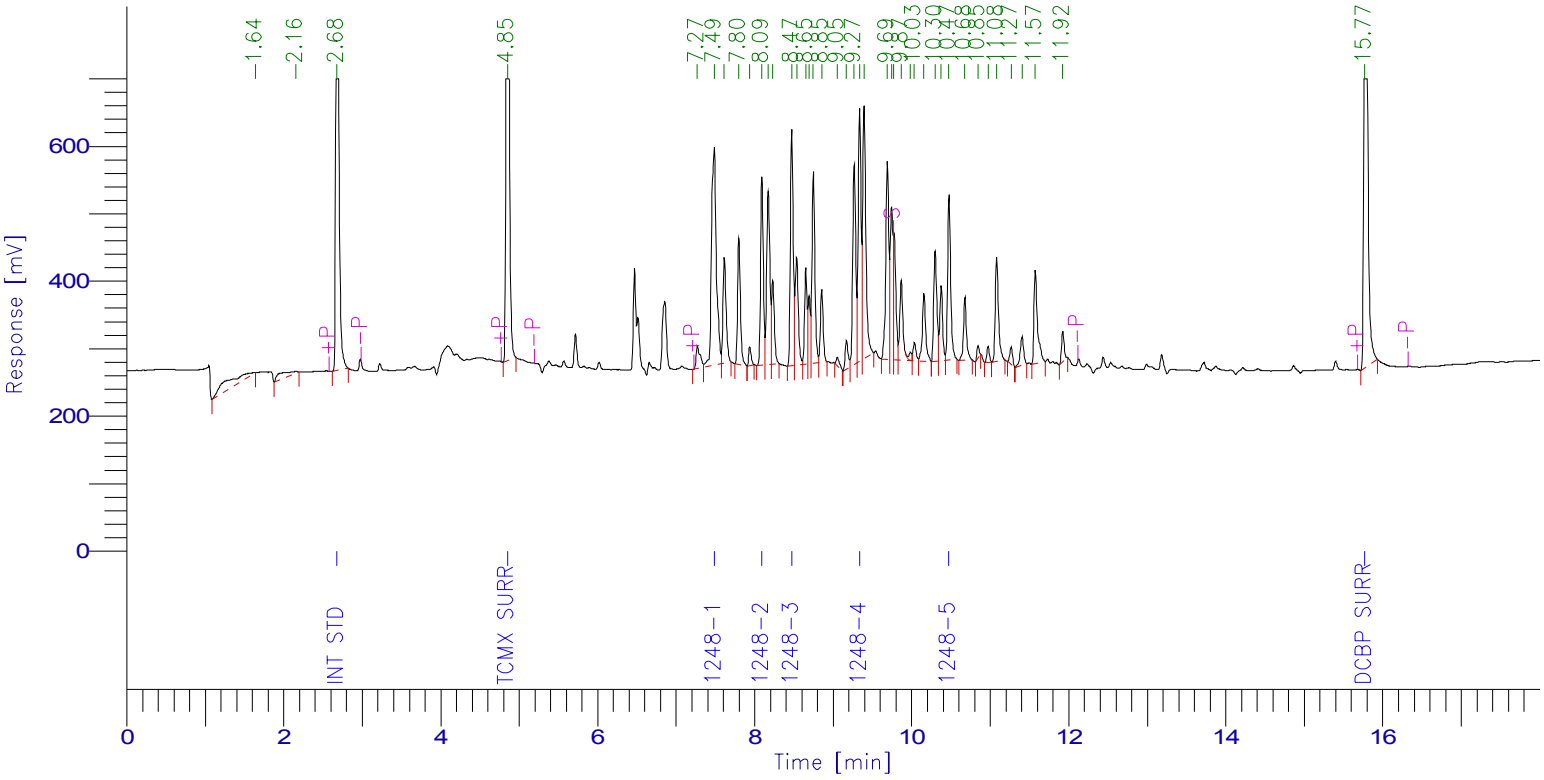

PCB Report

Time [min]	Component Name	Raw Amount	Area [µV·s]	Surrogate SM/WM	Surrogate QC / SL	Spike Rec Soils (%)	Spike Rec Water (%)
2.676	Int Std	100.0000	2149791.55	250.0000	100.0000	40.0000	20.0000
4.851	TCMX SURR	82.2356	2249114.10	205.5889	82.2356	32.8942	16.4471
7.485	1248-1	1000.0000	1411614.55	2500.0000	1000.0000	400.0000	200.0000
8.091	1248-2	1000.0000	700350.68	2500.0000	1000.0000	400.0000	200.0000
8.470	1248-3	1000.0000	883436.79	2500.0000	1000.0000	400.0000	200.0000
9.335	1248-4	1000.0000	961067.04	2500.0000	1000.0000	400.0000	200.0000
10.474	1248-5	1000.0000	640988.45	2500.0000	1000.0000	400.0000	200.0000
15.770	DCBP SURR	84.6658	2691074.23	211.6645	84.6658	33.8663	16.9332
		5266.9014	11687437.39				

Sample: 1248 1000;21k File: 319B012

Software Version: 4.1<1L22>
Date: 3/20/2018 09:49 AM
Sample Name : 1248 1000;21k
Data File   : E:\TC2018\ECD6\03-MAR\319B012.RAW Date: 3/19/2018 04:41 PM
Sequence File: E:\TC2018\ECD6\03-MAR\PCB_SEQ.SEQ Cycle: 504 Channel : B
Sample Amount   : 1.0000 Dilution Factor : 1.00

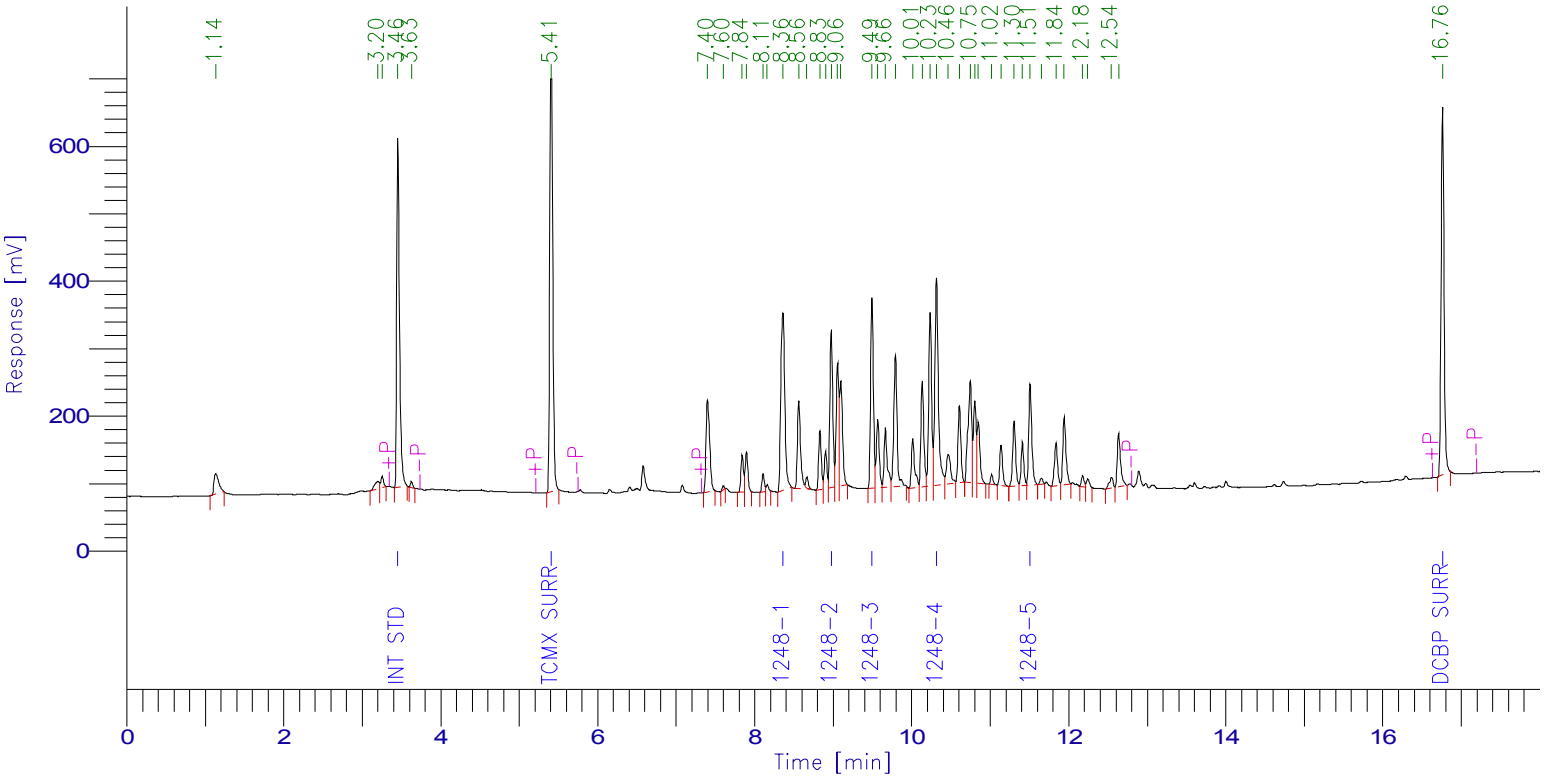

PCB Report

Time [min]	Component Name	Raw Amount	Area [µV·s]	Surrogate SM/WM	Surrogate QC / SL	Spike Rec Soils (%)	Spike Rec Water (%)
3.456	Int Std	100.0000	1269923.58	250.0000	100.0000	40.0000	20.0000
5.407	TCMX SURR	90.3259	1875688.29	225.8147	90.3259	36.1304	18.0652
8.359	1248-1	1000.0000	952711.83	2500.0000	1000.0000	400.0000	200.0000
8.975	1248-2	1000.0000	598236.83	2500.0000	1000.0000	400.0000	200.0000
9.492	1248-3	1000.0000	703277.98	2500.0000	1000.0000	400.0000	200.0000
10.314	1248-4	1000.0000	942062.45	2500.0000	1000.0000	400.0000	200.0000
11.506	1248-5	1000.0000	401108.32	2500.0000	1000.0000	400.0000	200.0000
16.758	DCBP SURR	103.7963	1425824.91	259.4907	103.7963	41.5185	20.7593
		5294.1222	8168834.19				

Software Version: 4.1<1L22>
Date: 3/20/2018 09:45 AM
Sample Name : 1254 1000;24d
Data File : E:\TC2018\ECD6\03-MAR\319A013.RAW Date: 3/19/2018 05:03 PM
Sequence File: E:\TC2018\ECD6\03-MAR\PCB_SEQ.SEQ Cycle: 505 Channel : A
Sample Amount : 1.0000 Dilution Factor : 1.00

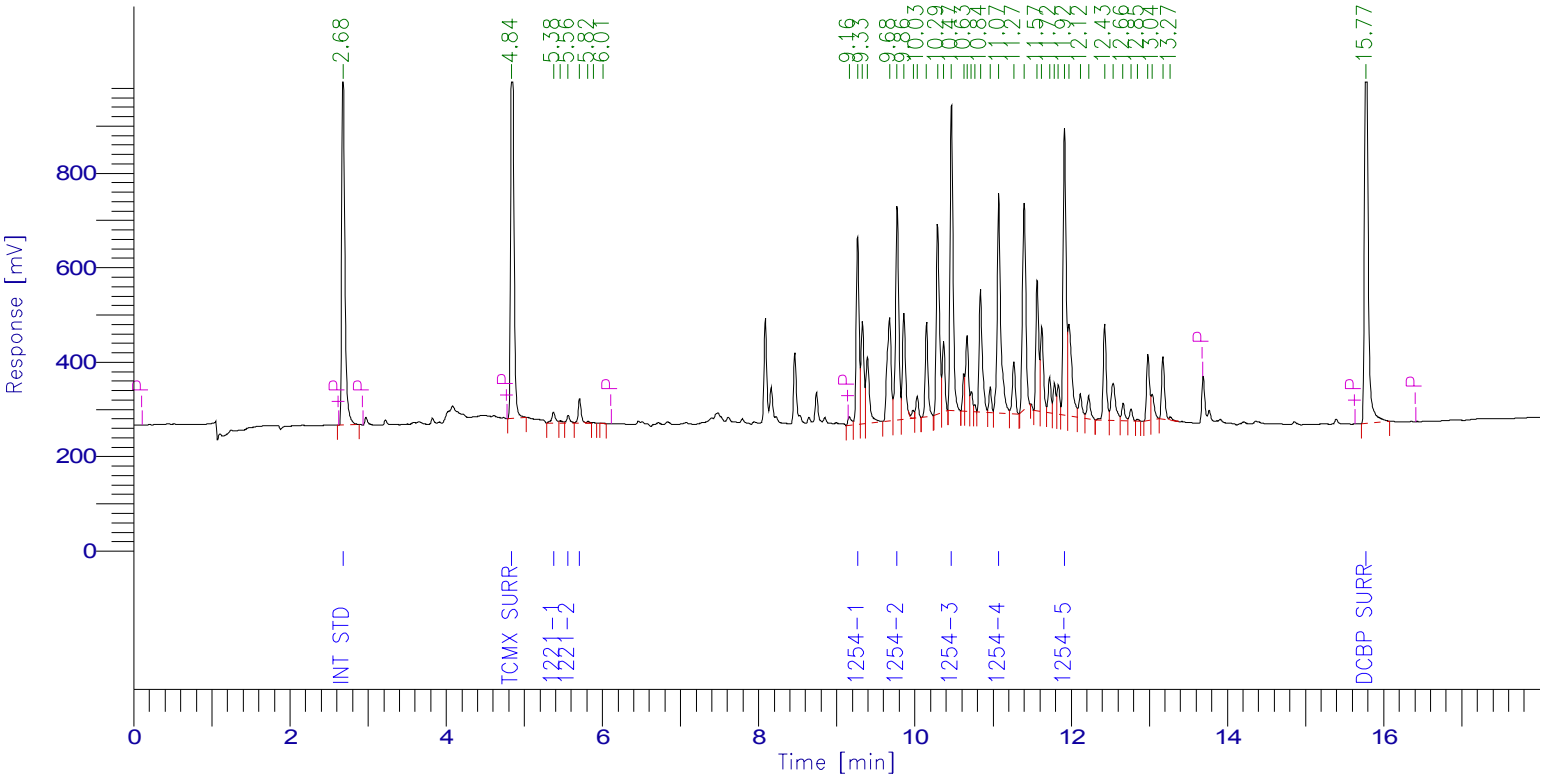

PCB Report

Time [min]	Component Name	Raw Amount	Area [µV·s]	Surrogate SM/WM	Surrogate QC / SL	Spike Rec Soils (%)	Spike Rec Water (%)
2.680	Int Std	100.0000	2122123.92	250.0000	100.0000	40.0000	20.0000
4.840	TCMX SURR	84.0228	2268418.19	210.0569	84.0228	33.6091	16.8046
5.375	1221-1	93.3965	80652.93	233.4913	93.3965	37.3586	18.6793
5.562	1221-2	87.2079	49248.51	218.0197	87.2079	34.8832	17.4416
5.709	1221-3	100.9597	138647.19	252.3992	100.9597	40.3839	20.1919
9.267	1254-1	1023.5592	1027256.48	2558.8980	1023.5592	409.4237	204.7118
9.772	1254-2	1022.9718	1264059.46	2557.4296	1022.9718	409.1887	204.5944
10.467	1254-3	1043.3172	1698480.61	2608.2929	1043.3172	417.3269	208.6634
11.072	1254-4	1052.3881	1500138.18	2630.9703	1052.3881	420.9553	210.4776
11.915	1254-5	1072.0725	1654801.84	2680.1812	1072.0725	428.8290	214.4145
15.770	DCBP SURR	87.7216	2752318.67	219.3041	87.7216	35.0886	17.5443
		5767.6173	14556145.99				

Sample: 1254 1000;24d File: 319B013

Software Version: 4.1<1L22>
Date: 3/20/2018 09:49 AM
Sample Name : 1254 1000;24d
Data File : E:\TC2018\ECD6\03-MAR\319B013.RAW Date: 3/19/2018 05:03 PM
Sequence File: E:\TC2018\ECD6\03-MAR\PCB_SEQ.SEQ Cycle: 505 Channel : B
Sample Amount : 1.0000 Dilution Factor : 1.00

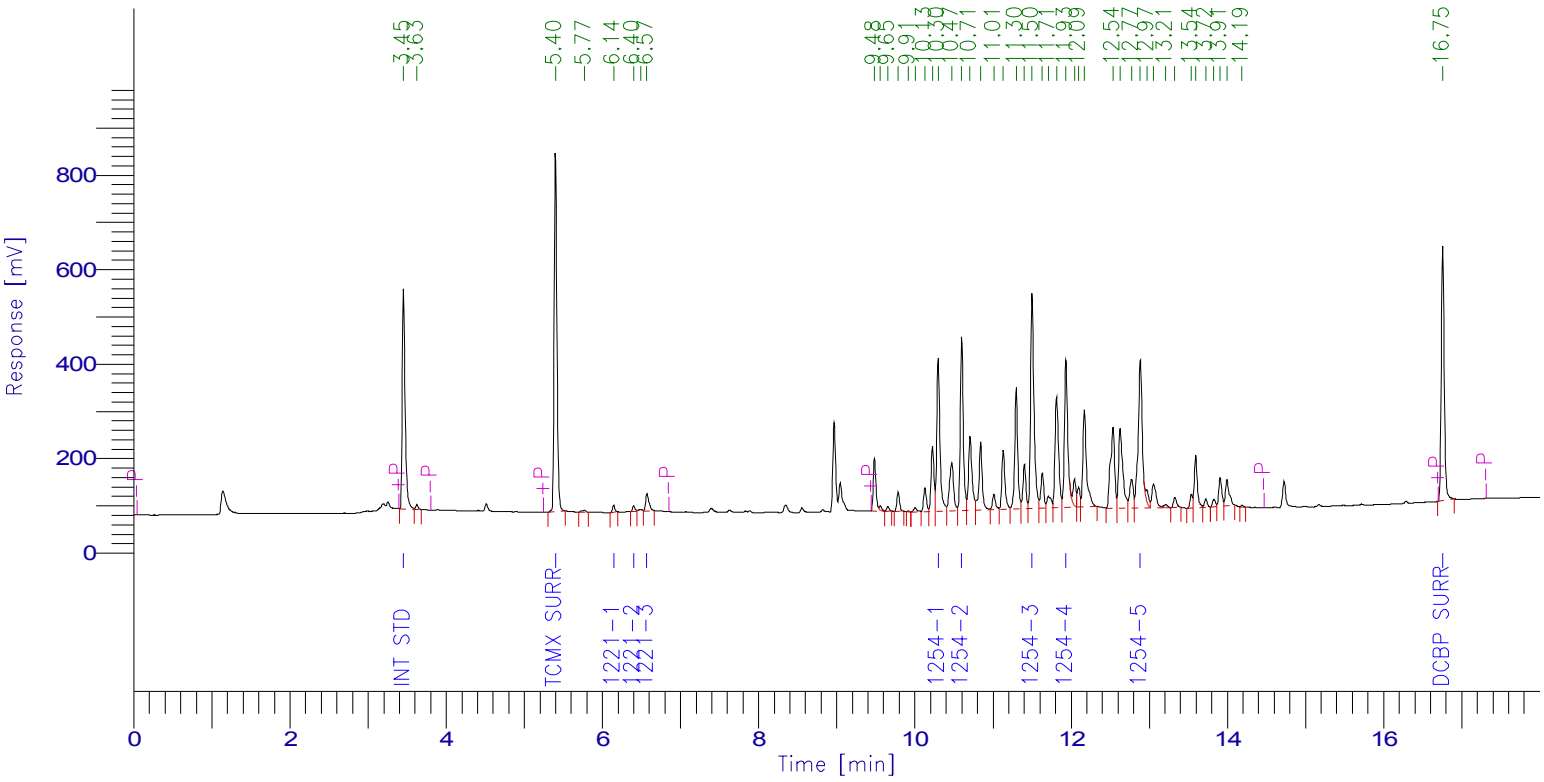

PCB Report

Time [min]	Component Name	Raw Amount	Area [µV·s]	Surrogate SM/WM	Surrogate QC / SL	Spike Rec Soils (%)	Spike Rec Water (%)
3.453	Int Std	100.0000	1185879.91	250.0000	100.0000	40.0000	20.0000
5.399	TCMX SURR	95.0359	1842889.30	237.5897	95.0359	38.0144	19.0072
6.144	1221-1	100.8999	32835.49	252.2498	100.8999	40.3600	20.1800
6.400	1221-2	99.1064	26248.95	247.7659	99.1064	39.6425	19.8213
6.570	1221-3	98.1248	108106.61	245.3120	98.1248	39.2499	19.6250
10.298	1254-1	1029.2471	931800.81	2573.1177	1029.2471	411.6988	205.8494
10.598	1254-2	1019.3802	986579.58	2548.4505	1019.3802	407.7521	203.8760
11.498	1254-3	1049.3993	1366434.64	2623.4982	1049.3993	419.7597	209.8799
11.932	1254-4	1079.2307	941560.24	2698.0768	1079.2307	431.6923	215.8461
12.883	1254-5	1010.3503	1186588.73	2525.8758	1010.3503	404.1401	202.0701
16.754	DCBP SURR	109.8953	1409700.48	274.7384	109.8953	43.9581	21.9791
		5790.6699	10018624.72				

Software Version: 4.1<1L22>
Date: 3/20/2018 09:47 AM
Sample Name : 1262 1000;20x
Data File : E:\TC2018\ECD6\03-MAR\319A014.RAW Date: 3/19/2018 05:25 PM
Sequence File: E:\TC2018\ECD6\03-MAR\PCB_SEQ.SEQ Cycle: 506 Channel : A
Sample Amount : 1.0000 Dilution Factor : 1.00

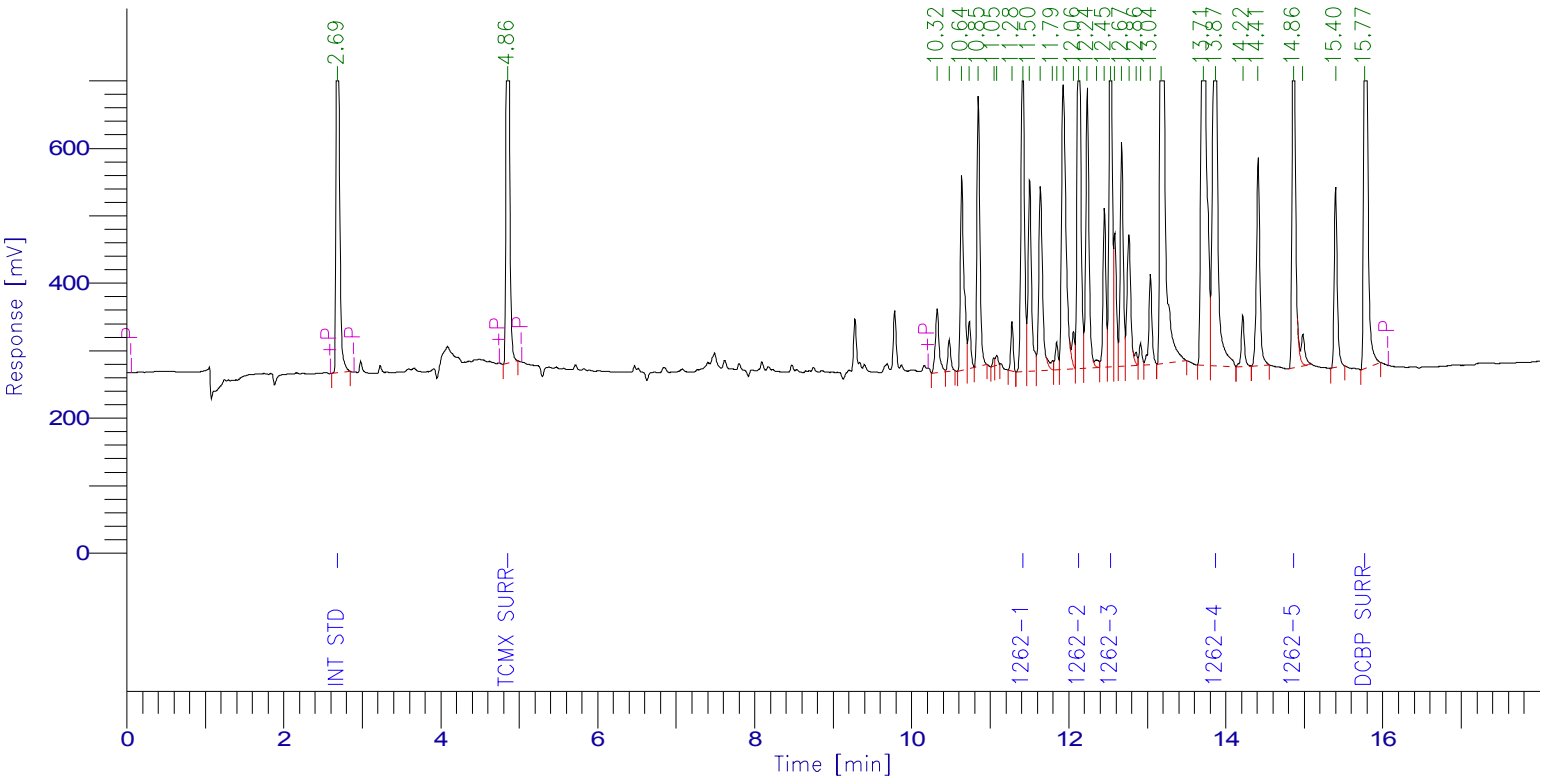

PCB Report

Time [min]	Component Name	Raw Amount	Area [µV·s]	Surrogate SM/WM	Surrogate QC / SL	Spike Rec Soils (%)	Spike Rec Water (%)
2.685	Int Std	100.0000	2170440.26	250.0000	100.0000	40.0000	20.0000
4.858	TCMX SURR	80.3943	2219875.08	200.9858	80.3943	32.1577	16.0789
11.412	1262-1	1000.0000	1611886.07	2500.0000	1000.0000	400.0000	200.0000
12.125	1262-2	1000.0000	2250293.04	2500.0000	1000.0000	400.0000	200.0000
12.531	1262-3	1000.0000	1662125.34	2500.0000	1000.0000	400.0000	200.0000
13.870	1262-4	1000.0000	2764093.99	2500.0000	1000.0000	400.0000	200.0000
14.862	1262-5	1000.0000	1812547.54	2500.0000	1000.0000	400.0000	200.0000
15.768	DCBP SURR	84.3642	2707244.12	210.9105	84.3642	33.7457	16.8728
		5264.7585	17198505.45				

Software Version: 4.1<1L22>
Date: 3/20/2018 09:50 AM
Sample Name : 1262 1000;20x
Data File : E:\TC2018\ECD6\03-MAR\319B014.RAW Date: 3/19/2018 05:25 PM
Sequence File: E:\TC2018\ECD6\03-MAR\PCB_SEQ.SEQ Cycle: 506 Channel : B
Sample Amount : 1.0000 Dilution Factor : 1.00

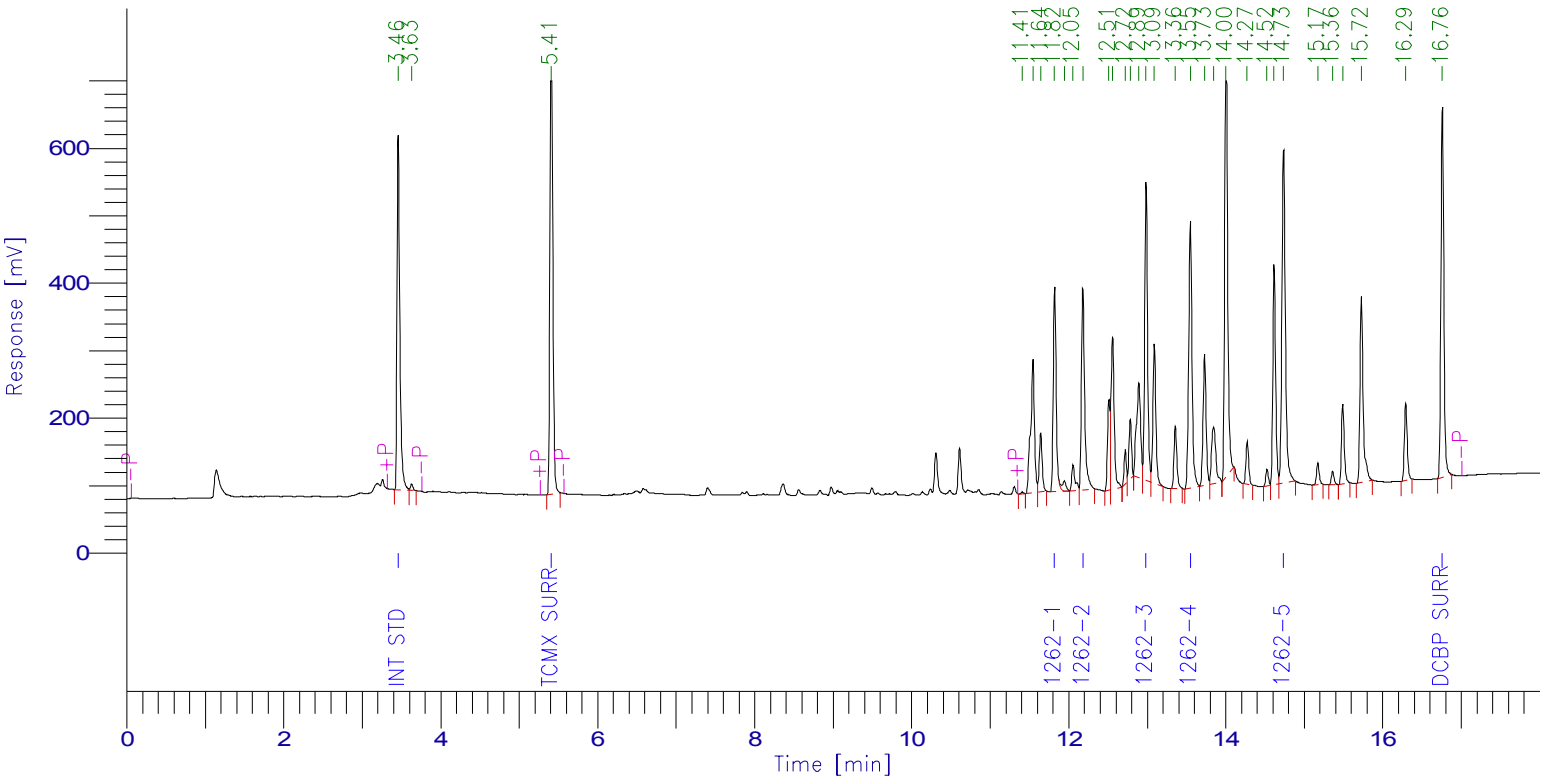

PCB Report

Time [min]	Component Name	Raw Amount	Area [µV·s]	Surrogate SM/WM	Surrogate QC / SL	Spike Rec Soils (%)	Spike Rec Water (%)
3.460	Int Std	100.0000	1310698.70	250.0000	100.0000	40.0000	20.0000
5.408	TCMX SURR	85.8954	1840957.52	214.7386	85.8954	34.3582	17.1791
11.818	1262-1	1000.0000	797561.04	2500.0000	1000.0000	400.0000	200.0000
12.178	1262-2	1000.0000	850963.48	2500.0000	1000.0000	400.0000	200.0000
12.983	1262-3	1000.0000	1126644.34	2500.0000	1000.0000	400.0000	200.0000
13.547	1262-4	1000.0000	1144828.62	2500.0000	1000.0000	400.0000	200.0000
14.734	1262-5	1000.0000	1571074.07	2500.0000	1000.0000	400.0000	200.0000
16.755	DCBP SURR	100.4947	1424796.25	251.2367	100.4947	40.1979	20.0989
		5286.3901	10067524.03				

Software Version: 4.1<1L22>
Date: 3/20/2018 09:47 AM
Sample Name : 1268 1000;20j
Data File : E:\TC2018\ECD6\03-MAR\319A015.RAW Date: 3/19/2018 05:47 PM
Sequence File: E:\TC2018\ECD6\03-MAR\PCB_SEQ.SEQ Cycle: 507 Channel : A
Sample Amount : 1.0000 Dilution Factor : 1.00

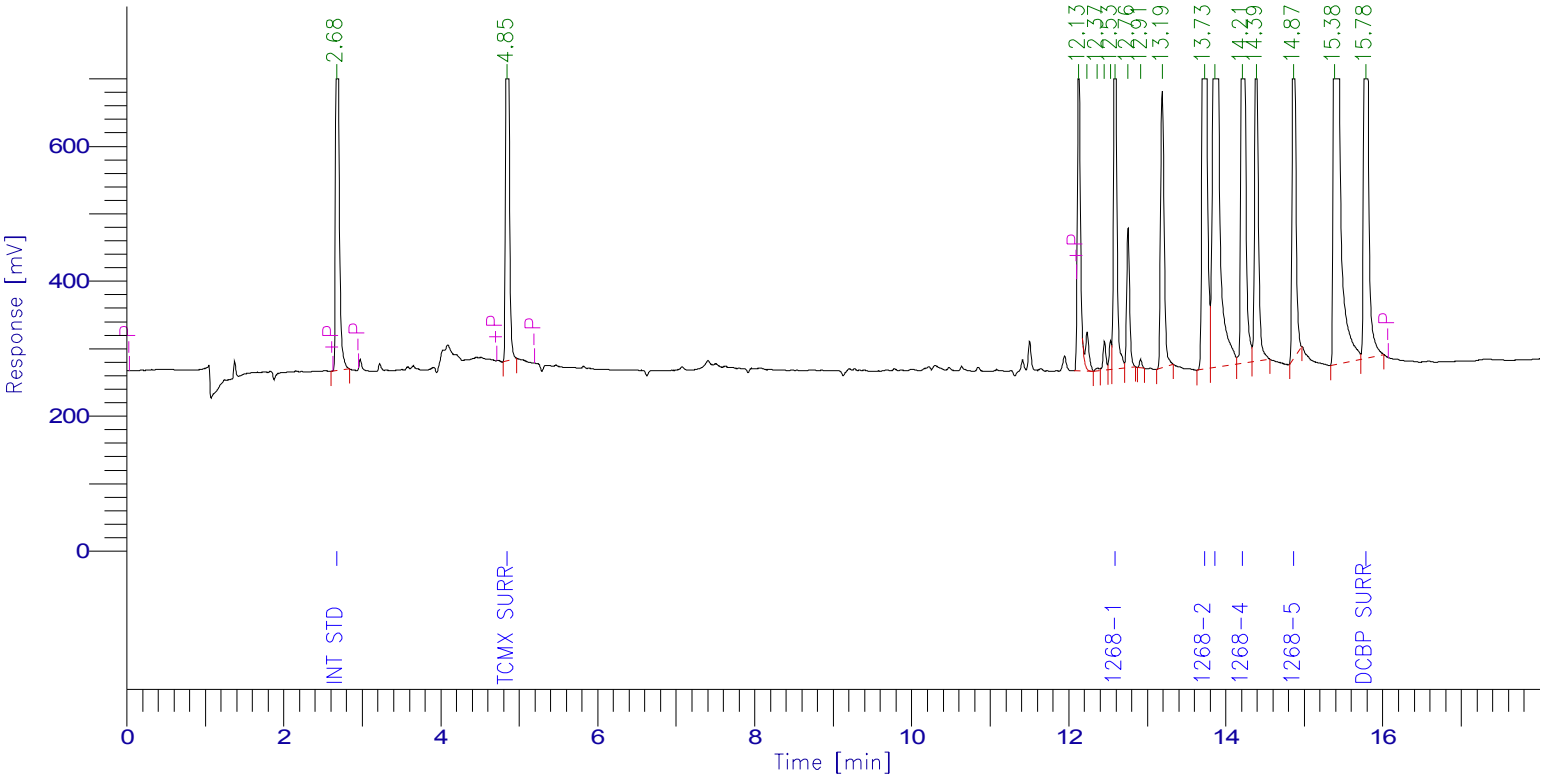

PCB Report

Time [min]	Component Name	Raw Amount	Area [µV·s]	Surrogate SM/WM	Surrogate QC / SL	Spike Rec Soils (%)	Spike Rec Water (%)
2.675	Int Std	100.0000	2159484.50	250.0000	100.0000	40.0000	20.0000
4.847	TCMX SURR	80.7919	2219592.07	201.9797	80.7919	32.3167	16.1584
12.589	1268-1	1000.0000	1715514.44	2500.0000	1000.0000	400.0000	200.0000
13.727	1268-2	1000.0000	3406688.77	2500.0000	1000.0000	400.0000	200.0000
13.860	1268-3	1000.0000	4429383.97	2500.0000	1000.0000	400.0000	200.0000
14.207	1268-4	1000.0000	3032313.52	2500.0000	1000.0000	400.0000	200.0000
14.865	1268-5	1000.0000	2005484.00	2500.0000	1000.0000	400.0000	200.0000
15.780	DCBP SURR	99.5997	3180017.80	248.9993	99.5997	39.8399	19.9199
		5280.3916	22148479.07				

Software Version: 4.1<1L22>
Date: 3/20/2018 09:50 AM
Sample Name : 1268 1000;20j
Data File : E:\TC2018\ECD6\03-MAR\319B015.RAW Date: 3/19/2018 05:47 PM
Sequence File: E:\TC2018\ECD6\03-MAR\PCB_SEQ.SEQ Cycle: 507 Channel : B
Sample Amount : 1.0000 Dilution Factor : 1.00

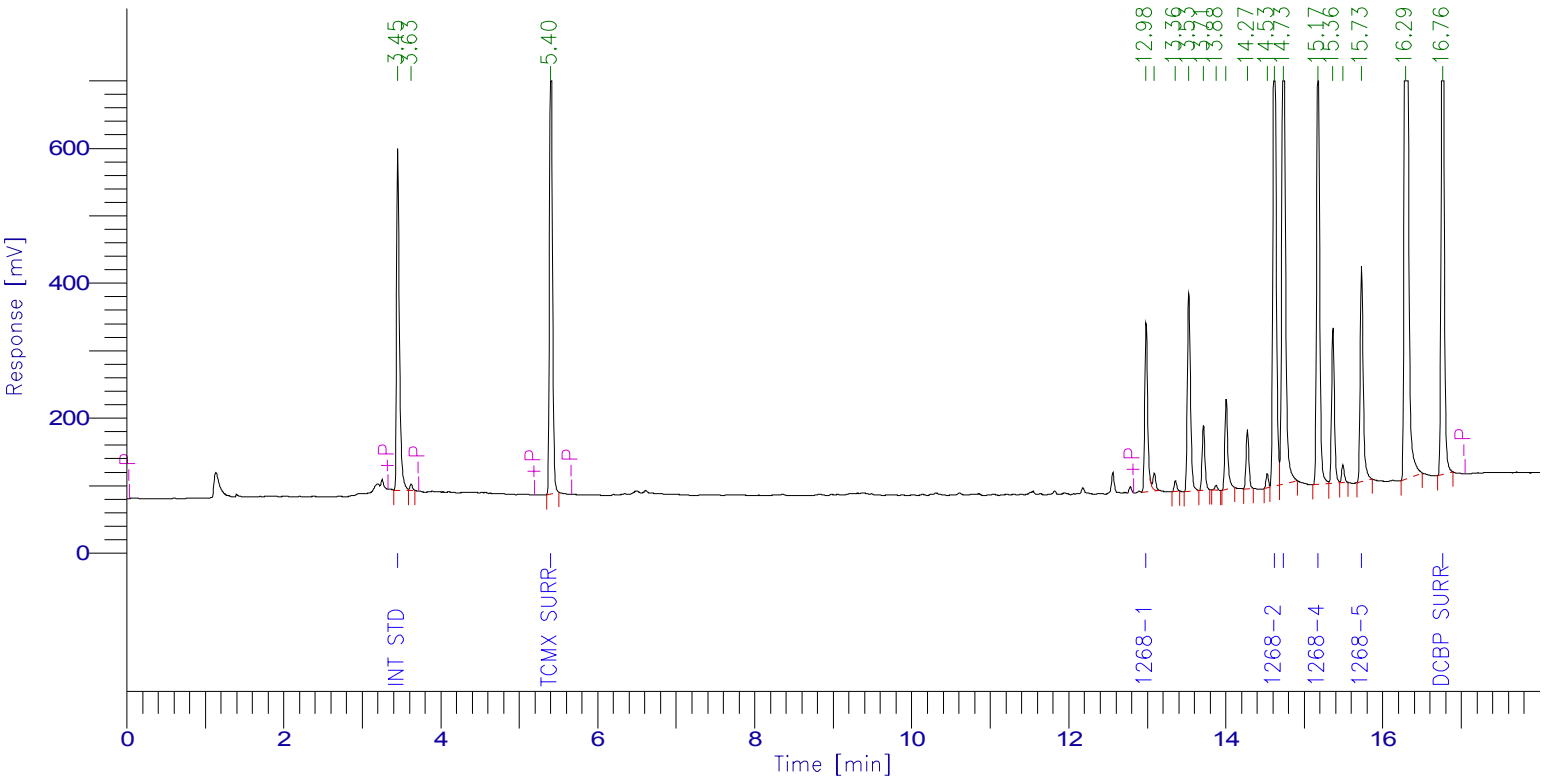

PCB Report

Time [min]	Component Name	Raw Amount	Area [µV·s]	Surrogate SM/WM	Surrogate QC / SL	Spike Rec Soils (%)	Spike Rec Water (%)
3.454	Int Std	100.0000	1282504.83	250.0000	100.0000	40.0000	20.0000
5.404	TCMX SURR	87.5011	1835029.97	218.7526	87.5011	35.0004	17.5002
12.983	1268-1	1000.0000	674618.89	2500.0000	1000.0000	400.0000	200.0000
14.618	1268-2	1000.0000	2400970.81	2500.0000	1000.0000	400.0000	200.0000
14.733	1268-3	1000.0000	2692127.99	2500.0000	1000.0000	400.0000	200.0000
15.174	1268-4	1000.0000	1915922.36	2500.0000	1000.0000	400.0000	200.0000
15.726	1268-5	1000.0000	866079.69	2500.0000	1000.0000	400.0000	200.0000
16.759	DCBP SURR	161.3179	2237939.71	403.2947	161.3179	64.5272	32.2636
		5348.8189	13905194.26				

Software Version: 4.1<1L22>
Date: 3/20/2018 09:48 AM
Sample Name : 1016/1260 600;24j
Data File : E:\TC2018\ECD6\03-MAR\319A016.RAW Date: 3/19/2018 06:09 PM
Sequence File: E:\TC2018\ECD6\03-MAR\PCB_SEQ.SEQ Cycle: 508 Channel : A
Sample Amount : 1.0000 Dilution Factor : 1.00

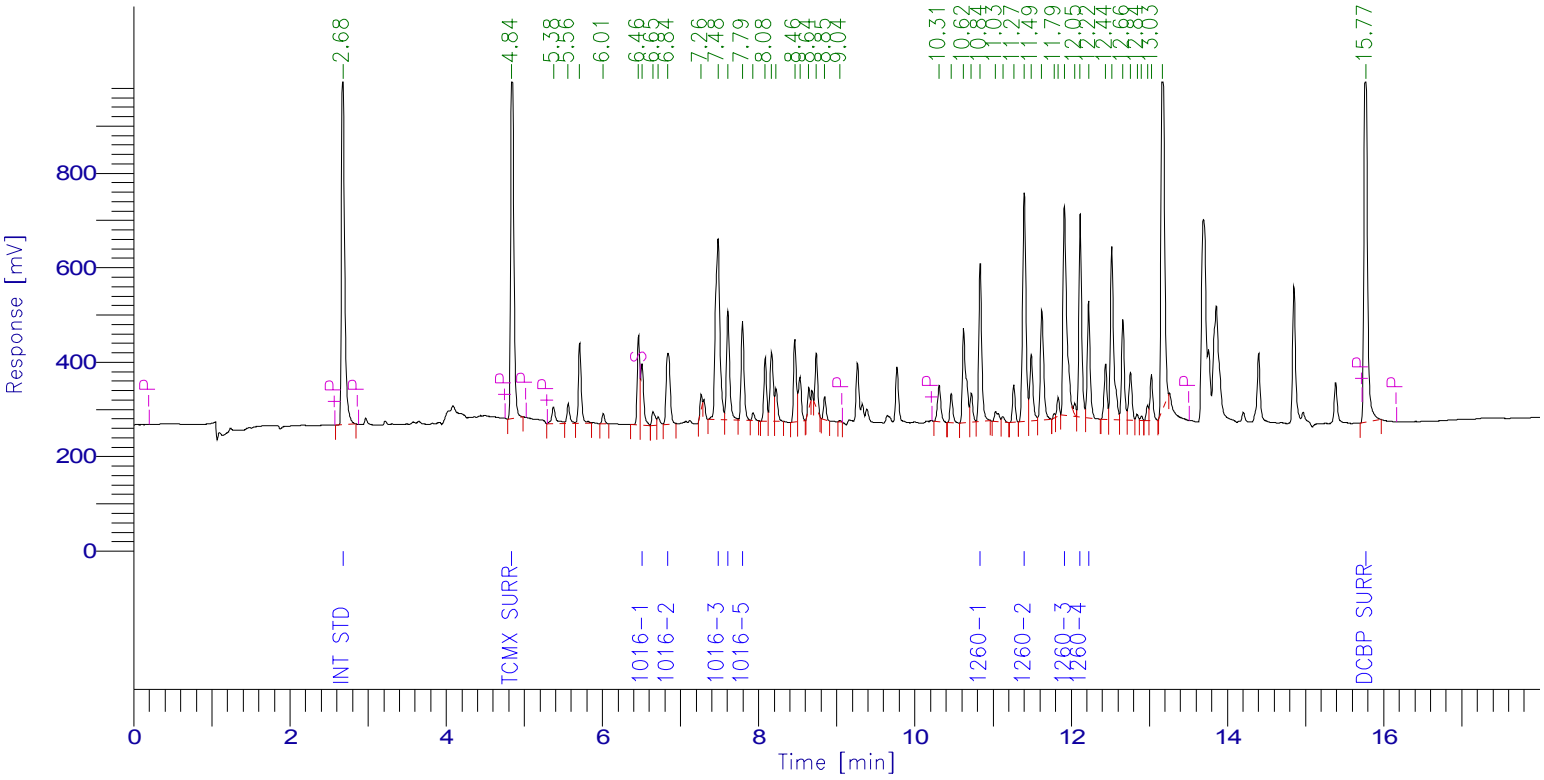

PCB Report

Time [min]	Component Name	Raw Amount	Area [µV·s]	Surrogate SM/WM	Surrogate QC / SL	Spike Rec Soils (%)	Spike Rec Water (%)
2.680	Int Std	100.0000	2128667.07	250.0000	100.0000	40.0000	20.0000
4.842	TCMX SURR	76.4879	2071407.43	191.2196	76.4879	30.5951	15.2976
6.508	1016-1	436.5021	334777.18	1091.2553	436.5021	174.6009	87.3004
6.840	1016-2	684.5892	544376.59	1711.4729	684.5892	273.8357	136.9178
7.480	1016-3	600.4636	1492281.94	1501.1590	600.4636	240.1854	120.0927
7.606	1016-4	631.0533	650145.93	1577.6332	631.0533	252.4213	126.2107
7.794	1016-5	630.2875	539753.08	1575.7187	630.2875	252.1150	126.0575
10.835	1260-1	646.7145	888389.34	1616.7862	646.7145	258.6858	129.3429
11.399	1260-2	613.8480	1441300.13	1534.6199	613.8480	245.5392	122.7696
11.913	1260-3	641.6281	1516198.99	1604.0702	641.6281	256.6512	128.3256
12.115	1260-4	643.7431	1108218.54	1609.3578	643.7431	257.4973	128.7486
12.223	1260-5	689.4208	640657.88	1723.5520	689.4208	275.7683	137.8842
15.773	DCBP SURR	79.2155	2493256.57	198.0387	79.2155	31.6862	15.8431
		6473.9535	15849430.67				

Software Version: 4.1<1L22>
Date: 3/20/2018 09:50 AM
Sample Name : 1016/1260 600;24j
Data File : E:\TC2018\ECD6\03-MAR\319B016.RAW Date: 3/19/2018 06:09 PM
Sequence File: E:\TC2018\ECD6\03-MAR\PCB_SEQ.SEQ Cycle: 508 Channel : B
Sample Amount : 1.0000 Dilution Factor : 1.00

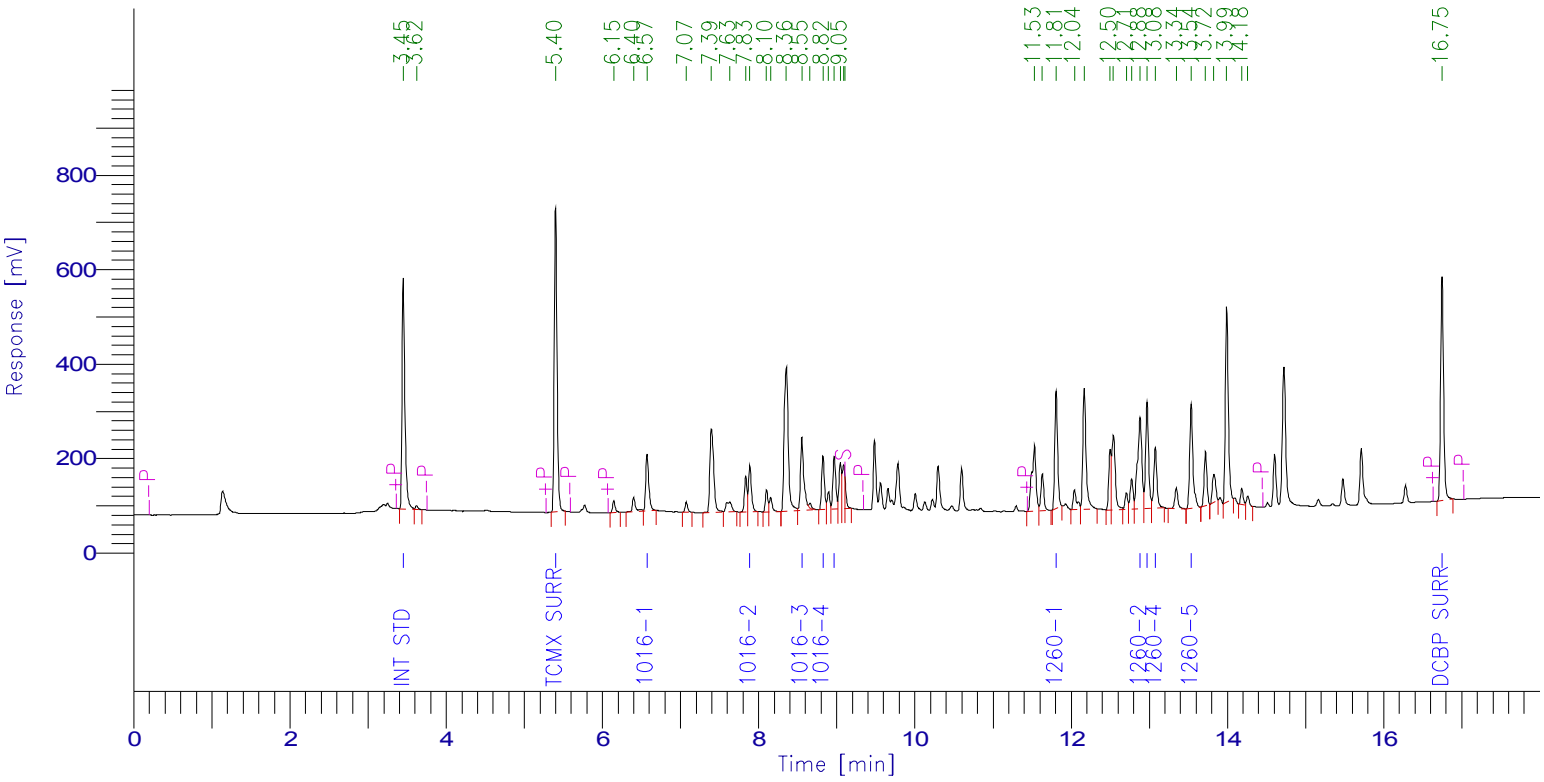

PCB Report

Time [min]	Component Name	Raw Amount	Area [µV·s]	Surrogate SM/WM	Surrogate QC / SL	Spike Rec Soils (%)	Spike Rec Water (%)
3.451	Int Std	100.0000	1215539.28	250.0000	100.0000	40.0000	20.0000
5.401	TCMX SURR	78.5645	1561619.96	196.4113	78.5645	31.4258	15.7129
6.571	1016-1	588.2282	324938.05	1470.5706	588.2282	235.2913	117.6456
7.888	1016-2	661.1785	243459.19	1652.9461	661.1785	264.4714	132.2357
8.553	1016-3	611.1588	480675.80	1527.8971	611.1588	244.4635	122.2318
8.823	1016-4	560.7775	274611.50	1401.9437	560.7775	224.3110	112.1555
8.967	1016-5	600.5044	285144.22	1501.2611	600.5044	240.2018	120.1009
11.807	1260-1	666.8988	618436.63	1667.2470	666.8988	266.7595	133.3798
12.880	1260-2	673.5304	748184.77	1683.8259	673.5304	269.4121	134.7061
12.971	1260-3	750.4267	587952.51	1876.0666	750.4267	300.1707	150.0853
13.077	1260-4	785.3684	347308.60	1963.4211	785.3684	314.1474	157.0737
13.536	1260-5	691.2755	629114.28	1728.1888	691.2755	276.5102	138.2551
16.746	DCBP SURR	93.9726	1235621.35	234.9316	93.9726	37.5891	18.7945
		6861.8844	8552606.15				

7D
PCB CALIBRATION VERIFICATION SUMMARY
Primary

Lab Name: Phoenix Environmental Client: NETC

Lab Code: Phoenix Case No.: SAS No.: SDG No.: GCE61964

GC Col A: RTX-440 ID: 0.53 (mm) Init. Calib. Date(s): 11/07/19 11/07/19

EPA Sample No.(PIBLK): hex Date Analyzed: 11/18/19

LAB Sample ID (PIBLK): hex - N18A002 Time Analyzed: 6:41

EPA Sample No.(PEM): Date Analyzed:

LAB Sample ID (PEM): Time Analyzed:

Instrument: ECD24 File: N18A002

COMPOUND	RT	RT WINDOW FROM	RT WINDOW TO	CALC AMOUNT ppb	NOM AMOUNT ppb	% D		CF
Aroclor 1016-1		5.59	5.69	33U				
Aroclor 1016-2		7.48	7.58	33U				
Aroclor 1016-3		7.66	7.76	33U				
Aroclor 1016-4		7.95	8.05	33U				
Aroclor 1016-5		8.33	8.43	33U				
Aroclor 1260-1		10.68	10.82	33U				
Aroclor 1260-2		11.47	11.61	33U				
Aroclor 1260-3		11.97	12.11	33U				
Aroclor 1260-4		12.07	12.21	33U				
Aroclor 1260-5		12.51	12.65	33U				

QC LIMITS:
%D must be less than or equal to 20% (*) Criteria exceeded. CF=Calibration/Response Factor
Both channels need to have the compound detected for a concentration to be reported on either channel.

FORM VII PCB

7D
PCB CALIBRATION VERIFICATION SUMMARY
Confirmation

Lab Name: Phoenix Environmental Client: NETC

Lab Code: Phoenix Case No.: SAS No.: SDG No.: GCE61964

GC Col B: RXI-35SI ID: 0.32 (mm) Init. Calib. Date(s): 11/07/19 11/07/19

EPA Sample No.(PIBLK): hex Date Analyzed: 11/18/19

LAB Sample ID (PIBLK): hex - N18B002 Time Analyzed: 6:41

EPA Sample No.(PEM): Date Analyzed:

LAB Sample ID (PEM): Time Analyzed:

Instrument: ECD24 File: N18B002

COMPOUND	RT	RT WINDOW FROM	RT WINDOW TO	CALC AMOUNT ppb	NOM AMOUNT ppb	% D		CF
Aroclor 1016-1		6.15	6.25	33U				
Aroclor 1016-2		6.96	7.06	33U				
Aroclor 1016-3		7.89	7.99	33U				
Aroclor 1016-4		8.09	8.19	33U				
Aroclor 1016-5		8.35	8.45	33U				
Aroclor 1260-1		11.29	11.43	33U				
Aroclor 1260-2		11.64	11.78	33U				
Aroclor 1260-3		12.45	12.59	33U				
Aroclor 1260-4		12.55	12.69	33U				
Aroclor 1260-5		13.01	13.15	33U				

QC LIMITS:
%D must be less than or equal to 20% (*) Criteria exceeded. CF=Calibration/Response Factor
Both channels need to have the compound detected for a concentration to be reported on either channel.

FORM VII PCB

Client Id: Continuing Blank

Software Version: 4.1<1L22>
Date: 11/18/2019 07:26 AM
Sample Name : hex
Data File : E:\TC2019\ECD24\11-NOV\N18A002.RAW Date: 11/18/2019 06:41 AM
Sequence File: E:\TC2019\ECD24\11-NOV\PCB2.SEQ Cycle: 399 Channel : A
Instrument : AUTO_ECD24 Rack/Vial: 0/0 Operator:
Sample Amount : 1.0000 Dilution Factor : 1.00

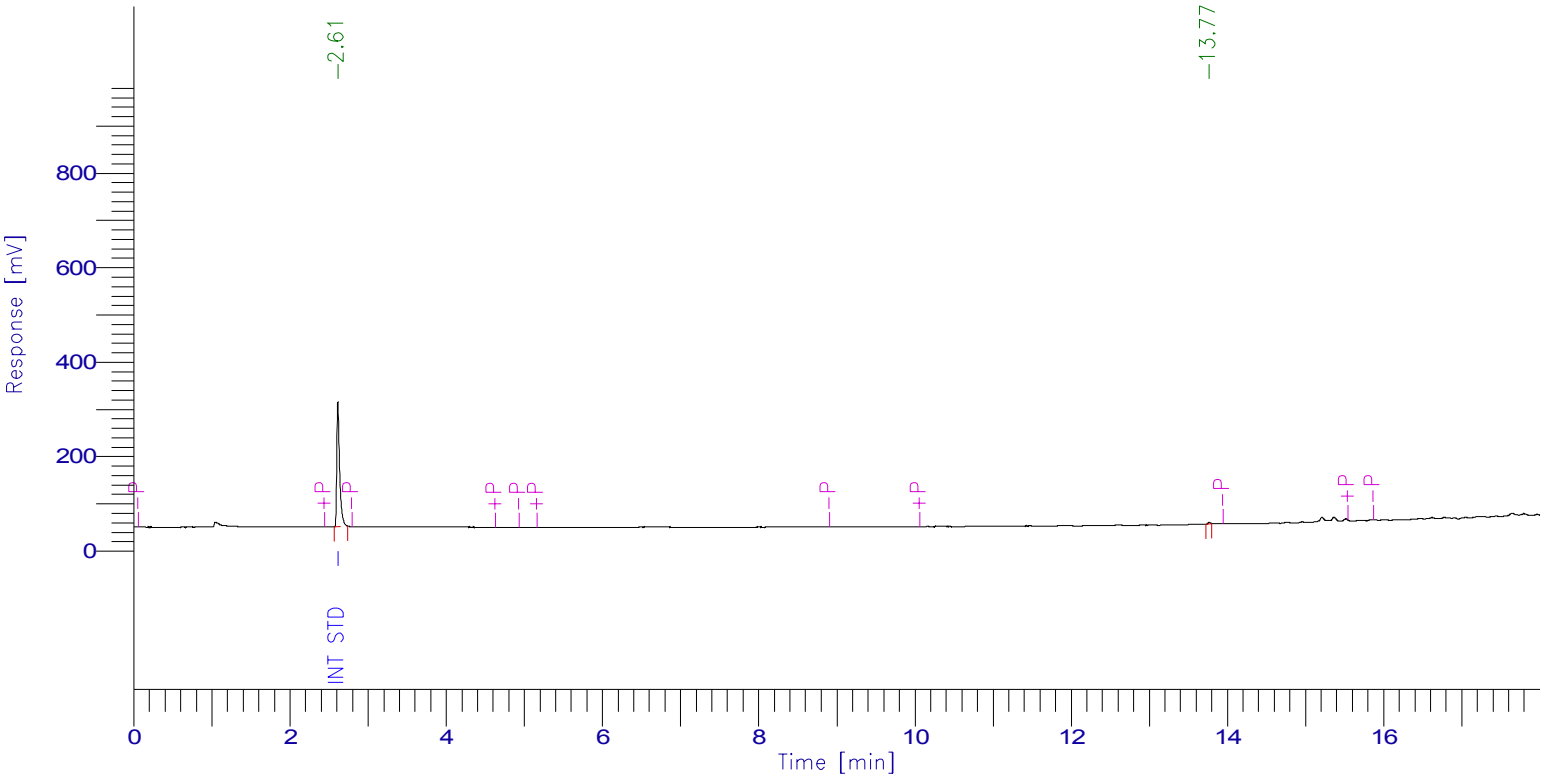

PCB Report

Time [min]	Component Name	Raw Amount	Area [µV·s]	Surrogate SM/WM	Surrogate QC / SL	Spike Rec Soils (%)	Spike Rec Water (%)
2.612	Int Std	100.0000	657956.64	250.0000	100.0000	40.0000	20.0000
4.783	TCMX SURR	0.0000	0.00	0.0000	0.0000	0.0000	0.0000
5.637	1016-1	0.0000	0.00	0.0000	0.0000	0.0000	0.0000
7.523	1016-2	0.0000	0.00	0.0000	0.0000	0.0000	0.0000
7.708	1016-3	0.0000	0.00	0.0000	0.0000	0.0000	0.0000
8.001	1016-4	0.0000	0.00	0.0000	0.0000	0.0000	0.0000
8.376	1016-5	0.0000	0.00	0.0000	0.0000	0.0000	0.0000
10.750	1260-1	0.0000	0.00	0.0000	0.0000	0.0000	0.0000
11.535	1260-2	0.0000	0.00	0.0000	0.0000	0.0000	0.0000
12.033	1260-3	0.0000	0.00	0.0000	0.0000	0.0000	0.0000
12.141	1260-4	0.0000	0.00	0.0000	0.0000	0.0000	0.0000
12.578	1260-5	0.0000	0.00	0.0000	0.0000	0.0000	0.0000
15.704	DCBP SURR	0.0000	0.00	0.0000	0.0000	0.0000	0.0000
		100.0000	657956.64				

Client Id: Continuing Blank

Software Version: 4.1<1L22>
Date: 11/18/2019 07:26 AM
Sample Name : hex
Data File : E:\TC2019\ECD24\11-NOV\N18B002.RAW Date: 11/18/2019 06:41 AM
Sequence File: E:\TC2019\ECD24\11-NOV\PCB2.SEQ Cycle: 399 Channel : B
Instrument : AUTO_ECD24 Rack/Vial: 0/0 Operator:
Sample Amount : 1.0000 Dilution Factor : 1.00

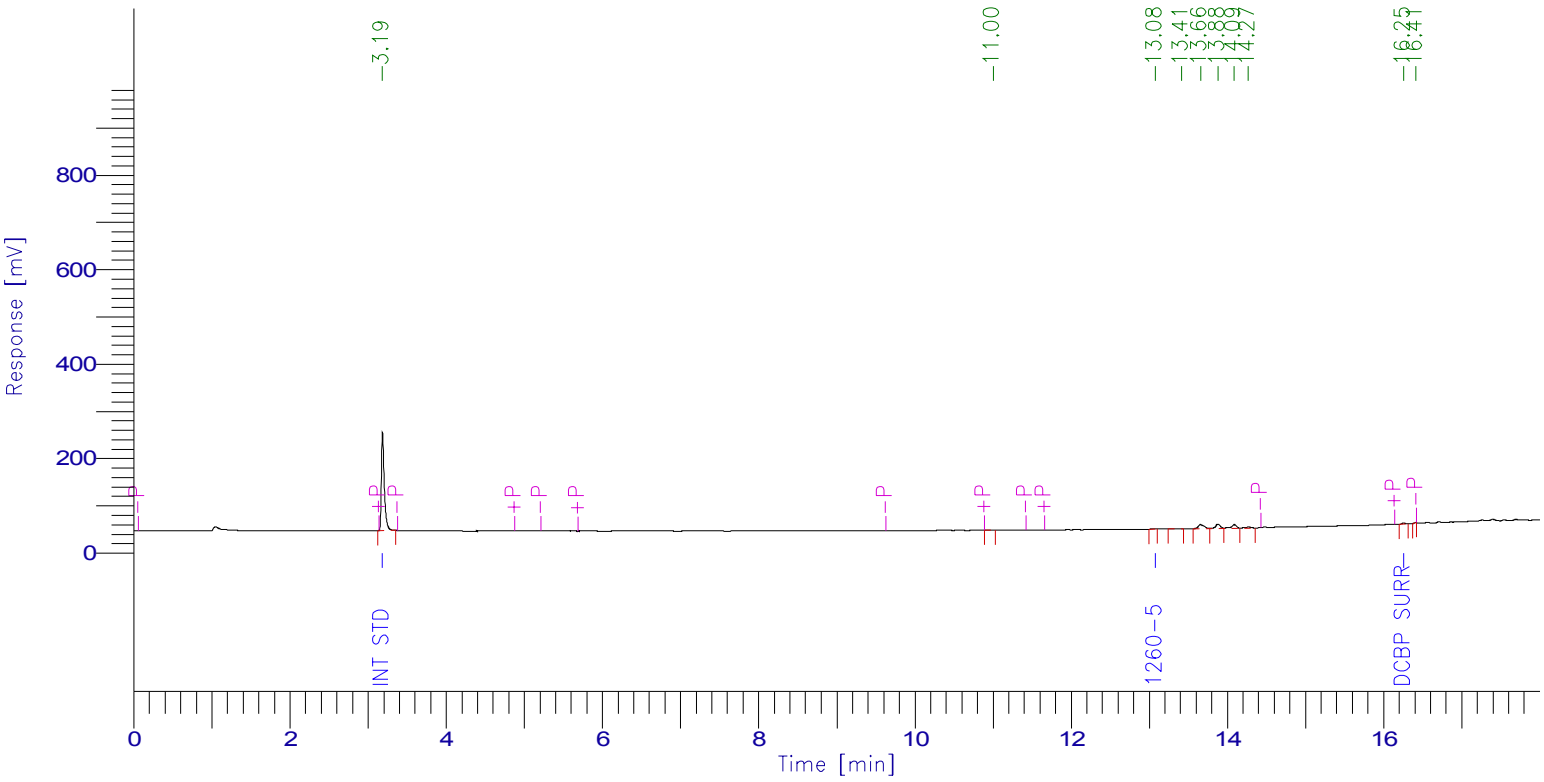

PCB Report

Time [min]	Component Name	Raw Amount	Area [µV·s]	Surrogate SM/WM	Surrogate QC / SL	Spike Rec Soils (%)	Spike Rec Water (%)
3.185	Int Std	100.0000	525473.12	250.0000	100.0000	40.0000	20.0000
5.051	TCMX SURR	0.0000	0.00	0.0000	0.0000	0.0000	0.0000
6.194	1016-1	0.0000	0.00	0.0000	0.0000	0.0000	0.0000
7.004	1016-2	0.0000	0.00	0.0000	0.0000	0.0000	0.0000
7.937	1016-3	0.0000	0.00	0.0000	0.0000	0.0000	0.0000
8.132	1016-4	0.0000	0.00	0.0000	0.0000	0.0000	0.0000
8.398	1016-5	0.0000	0.00	0.0000	0.0000	0.0000	0.0000
11.356	1260-1	0.0000	0.00	0.0000	0.0000	0.0000	0.0000
11.709	1260-2	0.0000	0.00	0.0000	0.0000	0.0000	0.0000
12.514	1260-3	0.0000	0.00	0.0000	0.0000	0.0000	0.0000
12.618	1260-4	0.0000	0.00	0.0000	0.0000	0.0000	0.0000
13.075	1260-5	3.6756	1371.36	9.1889	3.6756	1.4702	0.7351
16.253	DCBP SURR	0.9484	7229.04	2.3709	0.9484	0.3793	0.1897
		104.6239	534073.52				

7D
PCB CALIBRATION VERIFICATION SUMMARY
Primary

Lab Name: Phoenix Environmental Client: NETC

Lab Code: Phoenix Case No.: SAS No.: SDG No.: GCE61964

GC Col A: RTX-440 ID: 0.53 (mm) Init. Calib. Date(s): 11/07/19 11/07/19

EPA Sample No.(PIBLK): Date Analyzed:

LAB Sample ID (PIBLK): Time Analyzed:

EPA Sample No.(PEM): mix 600;53c Date Analyzed: 11/18/19

LAB Sample ID (PEM): mix 600;53c - N18A003 Time Analyzed: 7:04

Instrument: ECD24 File: N18A003

COMPOUND	RT	RT WINDOW FROM	RT WINDOW TO	RAW AMOUNT ppb	NOM AMOUNT ppb	% D		CF
Aroclor 1016-1	5.61	5.59	5.69	578	600	4		0.033
Aroclor 1016-2	7.49	7.48	7.58	570	600	5		0.051
Aroclor 1016-3	7.67	7.66	7.76	587	600	2		0.040
Aroclor 1016-4	7.96	7.95	8.05	644	600	7		0.027
Aroclor 1016-5	8.34	8.33	8.43	663	600	11		0.034
Aroclor 1260-1	10.70	10.68	10.82	603	600	1		0.069
Aroclor 1260-2	11.48	11.47	11.61	647	600	8		0.042
Aroclor 1260-3	11.97	11.97	12.11	614	600	2		0.068
Aroclor 1260-4	12.08	12.07	12.21	664	600	11		0.035
Aroclor 1260-5	12.52	12.51	12.65	688	600	15		0.031
Decachlorobiphenyl	15.63	15.61	15.81	80	80	0		1.383
Tetrachloro-m-xylene	4.77	4.74	4.84	83	80	4		1.427

QC LIMITS:
%D must be less than or equal to 20% (*) Criteria exceeded. CF=Calibration/Response Factor

FORM VII PCB

7D
PCB CALIBRATION VERIFICATION SUMMARY
Confirmation

Lab Name: Phoenix Environmental Client: NETC

Lab Code: Phoenix Case No.: SAS No.: SDG No.: GCE61964

GC Col B: RXI-35SI ID: 0.32 (mm) Init. Calib. Date(s): 11/07/19 11/07/19

EPA Sample No.(PIBLK): Date Analyzed:

LAB Sample ID (PIBLK): Time Analyzed:

EPA Sample No.(PEM): mix 600;53c Date Analyzed: 11/18/19

LAB Sample ID (PEM): mix 600;53c - N18B003 Time Analyzed: 7:04

Instrument: ECD24 File: N18B003

COMPOUND	RT	RT WINDOW FROM	RT WINDOW TO	RAW AMOUNT ppb	NOM AMOUNT ppb	% D		CF
Aroclor 1016-1	6.18	6.15	6.25	560	600	7		0.031
Aroclor 1016-2	6.98	6.96	7.06	577	600	4		0.050
Aroclor 1016-3	7.92	7.89	7.99	580	600	3		0.104
Aroclor 1016-4	8.11	8.09	8.19	611	600	2		0.045
Aroclor 1016-5	8.37	8.35	8.45	572	600	5		0.032
Aroclor 1260-1	11.32	11.29	11.43	588	600	2		0.056
Aroclor 1260-2	11.67	11.64	11.78	405	600	33	*	0.079
Aroclor 1260-3	12.48	12.45	12.59	582	600	3		0.078
Aroclor 1260-4	12.58	12.55	12.69	631	600	5		0.042
Aroclor 1260-5	13.04	13.01	13.15	599	600	0		0.071
Decachlorobiphenyl	16.23	16.18	16.38	79	80	1		1.451
Tetrachloro-m-xylene	5.04	5.00	5.10	80	80	0		1.239

QC LIMITS:
%D must be less than or equal to 20% (*) Criteria exceeded. CF=Calibration/Response Factor

FORM VII PCB

Client Id: Continuing Calibration

Software Version: 4.1<1L22>
Date: 11/18/2019 07:26 AM
Sample Name : mix 600;53c
Data File : E:\TC2019\ECD24\11-NOV\N18A003.RAW Date: 11/18/2019 07:04 AM
Sequence File: E:\TC2019\ECD24\11-NOV\PCB2.SEQ Cycle: 400 Channel : A
Instrument : AUTO_ECD24 Rack/Vial: 0/0 Operator:
Sample Amount : 1.0000 Dilution Factor : 1.00

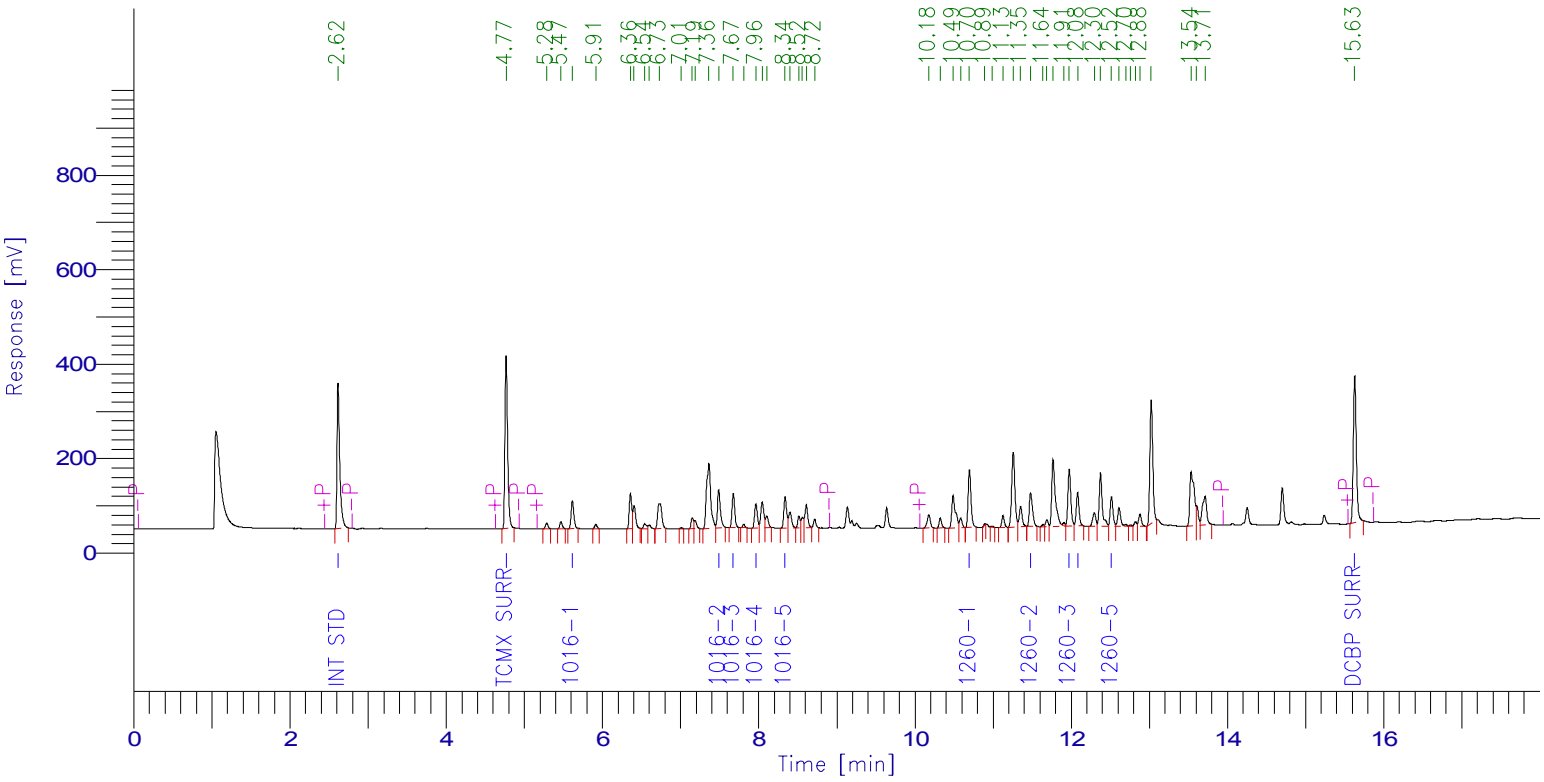

PCB Report

Time [min]	Component Name	Raw Amount	Area [µV·s]	Surrogate SM/WM	Surrogate QC / SL	Spike Rec Soils (%)	Spike Rec Water (%)
2.615	Int Std	100.0000	733388.40	250.0000	100.0000	40.0000	20.0000
4.767	TCMX SURR	82.6240	864530.56	206.5601	82.6240	33.0496	16.5248
5.614	1016-1	578.4737	141067.04	1446.1843	578.4737	231.3895	115.6947
7.488	1016-2	570.4167	212498.61	1426.0417	570.4167	228.1667	114.0833
7.674	1016-3	586.7116	172904.08	1466.7789	586.7116	234.6846	117.3423
7.964	1016-4	643.7838	125872.83	1609.4595	643.7838	257.5135	128.7568
8.337	1016-5	662.8001	165714.97	1657.0001	662.8001	265.1200	132.5600
10.697	1260-1	602.5262	303245.44	1506.3156	602.5262	241.0105	120.5052
11.480	1260-2	646.9889	201053.76	1617.4723	646.9889	258.7956	129.3978
11.974	1260-3	614.0155	304619.44	1535.0387	614.0155	245.6062	122.8031
12.081	1260-4	663.5064	170942.34	1658.7661	663.5064	265.4026	132.7013
12.515	1260-5	688.4155	157023.10	1721.0387	688.4155	275.3662	137.6831
15.628	DCBP SURR	80.4584	816022.00	201.1459	80.4584	32.1833	16.0917
		6520.7207	4368882.57				

Client Id: Continuing Calibration

Software Version: 4.1<1L22>
Date: 11/18/2019 07:26 AM
Sample Name : mix 600;53c
Data File : E:\TC2019\ECD24\11-NOV\N18B003.RAW Date: 11/18/2019 07:04 AM
Sequence File: E:\TC2019\ECD24\11-NOV\PCB2.SEQ Cycle: 400 Channel : B
Instrument : AUTO_ECD24 Rack/Vial: 0/0 Operator:
Sample Amount : 1.0000 Dilution Factor : 1.00

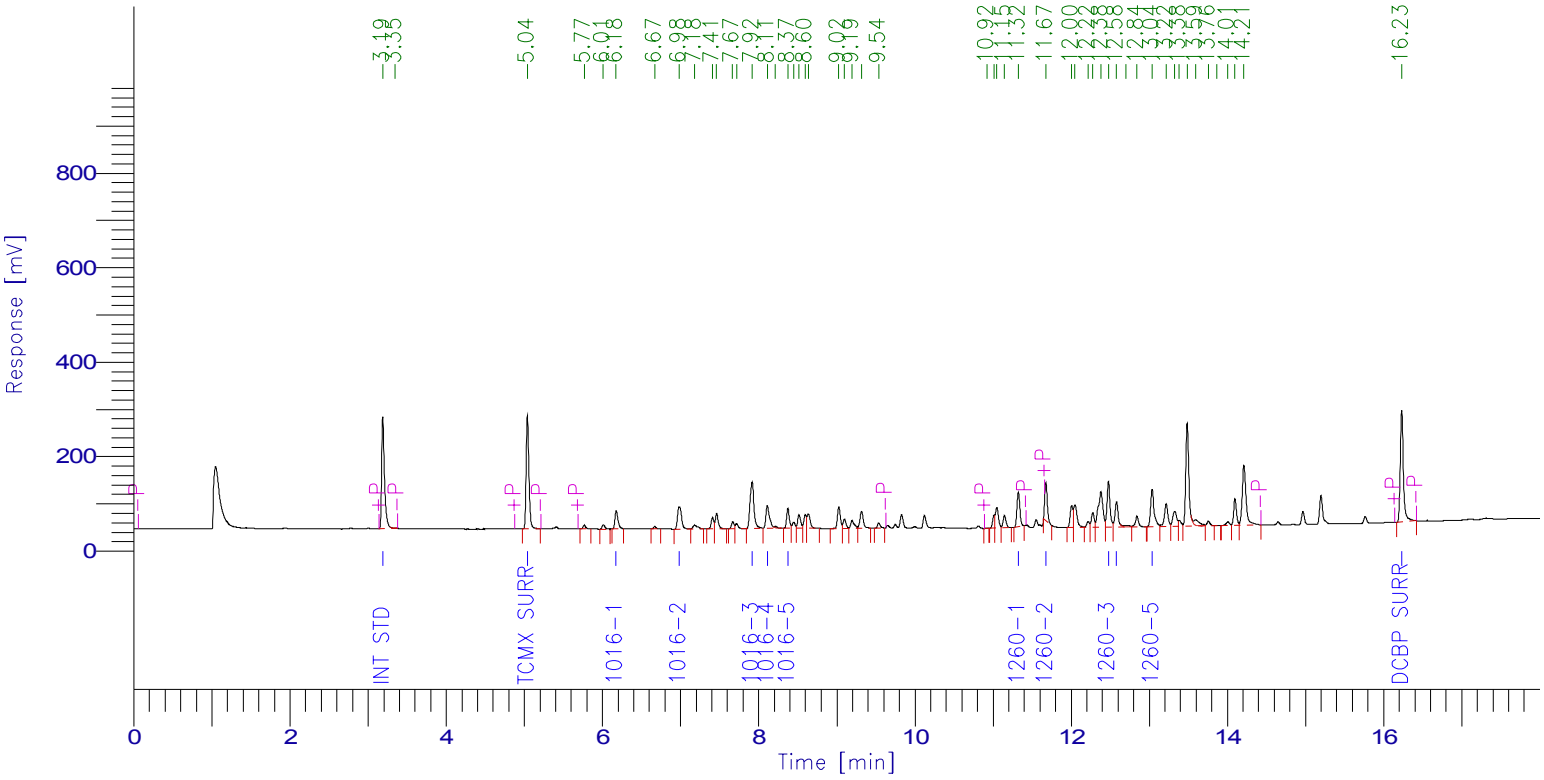

PCB Report

Time [min]	Component Name	Raw Amount	Area [µV·s]	Surrogate SM/WM	Surrogate QC / SL	Spike Rec Soils (%)	Spike Rec Water (%)
3.187	Int Std	100.0000	582755.60	250.0000	100.0000	40.0000	20.0000
5.038	TCMX SURR	80.4920	581413.36	201.2299	80.4920	32.1968	16.0984
6.176	1016-1	559.6243	102554.16	1399.0608	559.6243	223.8497	111.9249
6.981	1016-2	576.8714	169643.01	1442.1785	576.8714	230.7486	115.3743
7.915	1016-3	579.9108	351892.38	1449.7770	579.9108	231.9643	115.9822
8.109	1016-4	610.6062	159691.99	1526.5154	610.6062	244.2425	122.1212
8.373	1016-5	571.5340	105461.66	1428.8349	571.5340	228.6136	114.3068
11.322	1260-1	587.7575	192066.64	1469.3937	587.7575	235.1030	117.5515
11.674	1260-2	405.3120	185523.84	1013.2799	405.3120	162.1248	81.0624
12.475	1260-3	581.7317	263105.20	1454.3292	581.7317	232.6927	116.3463
12.579	1260-4	631.4920	154375.48	1578.7300	631.4920	252.5968	126.2984
13.035	1260-5	599.3057	247976.56	1498.2643	599.3057	239.7223	119.8611
16.229	DCBP SURR	79.1601	669193.60	197.9002	79.1601	31.6640	15.8320
		5963.7975	3765653.49				

7D
PCB CALIBRATION VERIFICATION SUMMARY
Primary

Lab Name: Phoenix Environmental Client: NETC

Lab Code: Phoenix Case No.: SAS No.: SDG No.: GCE61964

GC Col A: RTX-440 ID: 0.53 (mm) Init. Calib. Date(s): 11/07/19 11/07/19

EPA Sample No.(PIBLK): hex Date Analyzed: 11/18/19

LAB Sample ID (PIBLK): hex - N18A017 Time Analyzed: 14:18

EPA Sample No.(PEM): Date Analyzed:

LAB Sample ID (PEM): Time Analyzed:

Instrument: ECD24 File: N18A017

COMPOUND	RT	RT WINDOW FROM	RT WINDOW TO	CALC AMOUNT ppb	NOM AMOUNT ppb	% D		CF
Aroclor 1016-1		5.59	5.69	33U				
Aroclor 1016-2		7.48	7.58	33U				
Aroclor 1016-3		7.66	7.76	33U				
Aroclor 1016-4		7.95	8.05	33U				
Aroclor 1016-5		8.33	8.43	33U				
Aroclor 1260-1		10.68	10.82	33U				
Aroclor 1260-2		11.47	11.61	33U				
Aroclor 1260-3		11.97	12.11	33U				
Aroclor 1260-4		12.07	12.21	33U				
Aroclor 1260-5		12.51	12.65	33U				

QC LIMITS:
%D must be less than or equal to 20% (*) Criteria exceeded. CF=Calibration/Response Factor
Both channels need to have the compound detected for a concentration to be reported on either channel.

FORM VII PCB

7D
PCB CALIBRATION VERIFICATION SUMMARY
Confirmation

Lab Name: Phoenix Environmental Client: NETC

Lab Code: Phoenix Case No.: SAS No.: SDG No.: GCE61964

GC Col B: RXI-35SI ID: 0.32 (mm) Init. Calib. Date(s): 11/07/19 11/07/19

EPA Sample No.(PIBLK): hex Date Analyzed: 11/18/19

LAB Sample ID (PIBLK): hex - N18B017 Time Analyzed: 14:18

EPA Sample No.(PEM): Date Analyzed:

LAB Sample ID (PEM): Time Analyzed:

Instrument: ECD24 File: N18B017

COMPOUND	RT	RT WINDOW FROM	RT WINDOW TO	CALC AMOUNT ppb	NOM AMOUNT ppb	% D		CF
Aroclor 1016-1		6.15	6.25	33U				
Aroclor 1016-2		6.96	7.06	33U				
Aroclor 1016-3		7.89	7.99	33U				
Aroclor 1016-4		8.09	8.19	33U				
Aroclor 1016-5		8.35	8.45	33U				
Aroclor 1260-1		11.29	11.43	33U				
Aroclor 1260-2		11.64	11.78	33U				
Aroclor 1260-3		12.45	12.59	33U				
Aroclor 1260-4		12.55	12.69	33U				
Aroclor 1260-5		13.01	13.15	33U				

QC LIMITS:
%D must be less than or equal to 20% (*) Criteria exceeded. CF=Calibration/Response Factor
Both channels need to have the compound detected for a concentration to be reported on either channel.

FORM VII PCB

Client Id: Continuing Blank

Software Version: 4.1<1L22>
Date: 11/19/2019 08:38 AM
Sample Name : hex
Data File : E:\TC2019\ECD24\11-NOV\N18A017.RAW Date: 11/18/2019 02:18 PM
Sequence File: E:\TC2019\ECD24\11-NOV\PCB2.SEQ Cycle: 414 Channel : A
Instrument : AUTO_ECD24 Rack/Vial: 0/0 Operator:
Sample Amount : 1.0000 Dilution Factor : 1.00

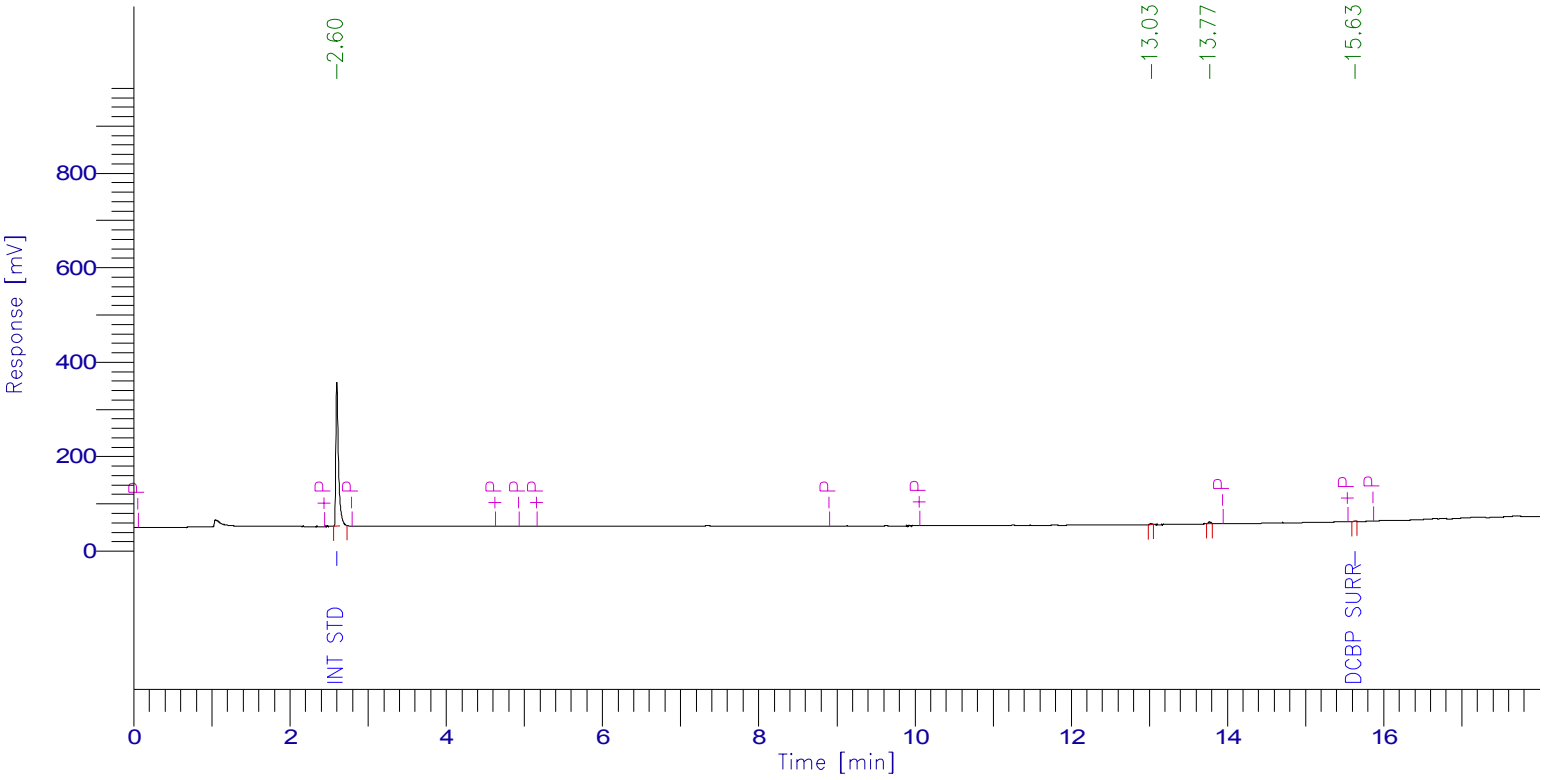

PCB Report

Time [min]	Component Name	Raw Amount	Area [µV·s]	Surrogate SM/WM	Surrogate QC / SL	Spike Rec Soils (%)	Spike Rec Water (%)
2.600	Int Std	100.0000	711188.16	250.0000	100.0000	40.0000	20.0000
4.783	TCMX SURR	0.0000	0.00	0.0000	0.0000	0.0000	0.0000
5.637	1016-1	0.0000	0.00	0.0000	0.0000	0.0000	0.0000
7.523	1016-2	0.0000	0.00	0.0000	0.0000	0.0000	0.0000
7.708	1016-3	0.0000	0.00	0.0000	0.0000	0.0000	0.0000
8.001	1016-4	0.0000	0.00	0.0000	0.0000	0.0000	0.0000
8.376	1016-5	0.0000	0.00	0.0000	0.0000	0.0000	0.0000
10.750	1260-1	0.0000	0.00	0.0000	0.0000	0.0000	0.0000
11.535	1260-2	0.0000	0.00	0.0000	0.0000	0.0000	0.0000
12.033	1260-3	0.0000	0.00	0.0000	0.0000	0.0000	0.0000
12.141	1260-4	0.0000	0.00	0.0000	0.0000	0.0000	0.0000
12.578	1260-5	0.0000	0.00	0.0000	0.0000	0.0000	0.0000
15.632	DCBP SURR	0.2322	2283.68	0.5805	0.2322	0.0929	0.0464
		100.2322	713471.84				

Client Id: Continuing Blank

Software Version: 4.1<1L22>
Date: 11/19/2019 08:41 AM
Sample Name : hex
Data File : E:\TC2019\ECD24\11-NOV\N18B017.RAW Date: 11/18/2019 02:18 PM
Sequence File: E:\TC2019\ECD24\11-NOV\PCB2.SEQ Cycle: 414 Channel : B
Instrument : AUTO_ECD24 Rack/Vial: 0/0 Operator:
Sample Amount : 1.0000 Dilution Factor : 1.00

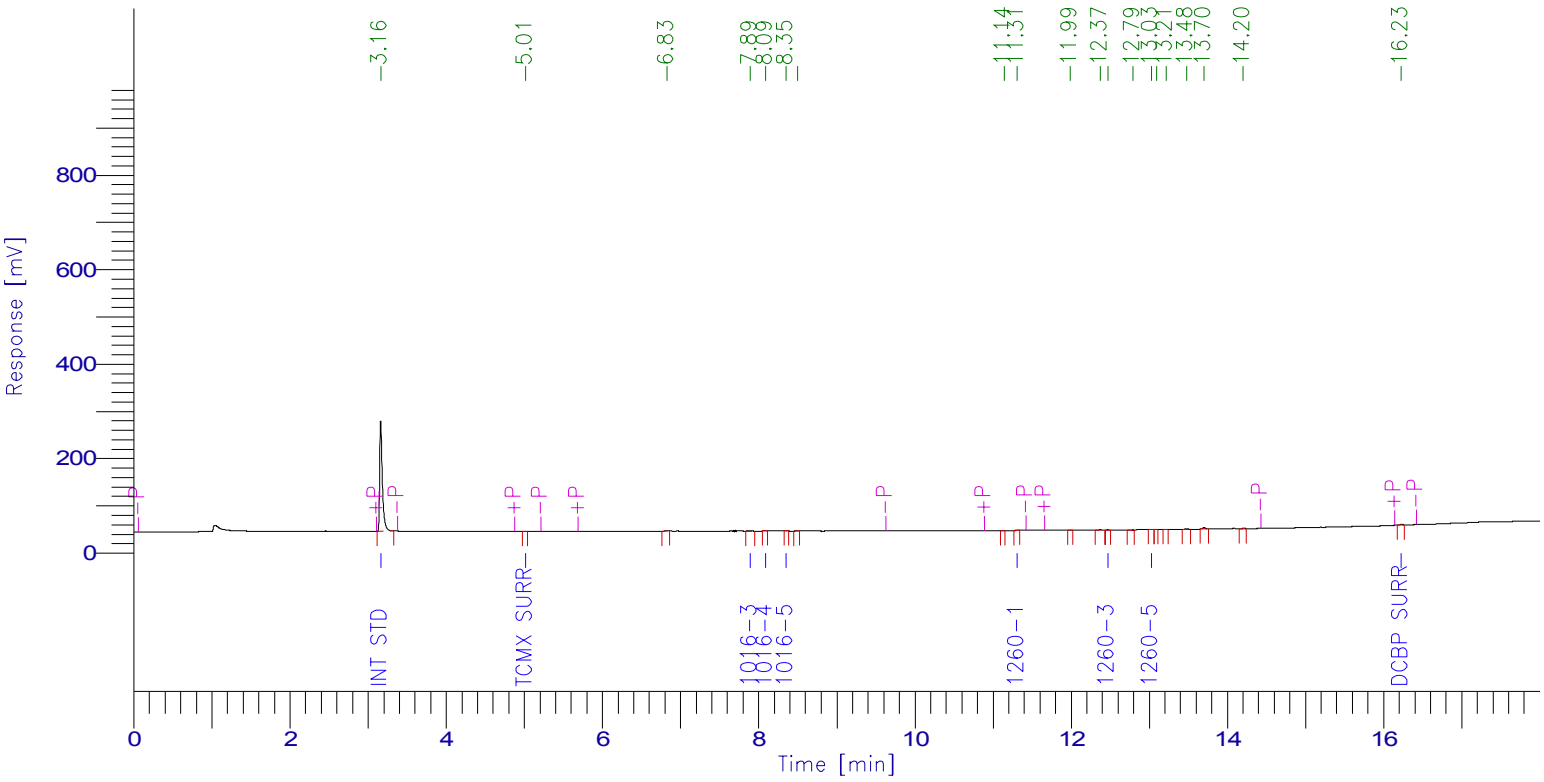

PCB Report

Time [min]	Component Name	Raw Amount	Area [µV·s]	Surrogate SM/WM	Surrogate QC / SL	Spike Rec Soils (%)	Spike Rec Water (%)
3.161	Int Std	100.0000	560189.92	250.0000	100.0000	40.0000	20.0000
5.014	TCMX SURR	0.0858	596.00	0.2146	0.0858	0.0343	0.0172
6.194	1016-1	0.0000	0.00	0.0000	0.0000	0.0000	0.0000
7.004	1016-2	0.0000	0.00	0.0000	0.0000	0.0000	0.0000
7.893	1016-3	5.9147	3450.08	14.7867	5.9147	2.3659	1.1829
8.090	1016-4	2.4942	627.04	6.2354	2.4942	0.9977	0.4988
8.354	1016-5	2.8427	504.24	7.1068	2.8427	1.1371	0.5685
11.308	1260-1	3.3913	1065.28	8.4782	3.3913	1.3565	0.6783
11.709	1260-2	0.0000	0.00	0.0000	0.0000	0.0000	0.0000
12.467	1260-3	2.0520	892.16	5.1301	2.0520	0.8208	0.4104
12.618	1260-4	0.0000	0.00	0.0000	0.0000	0.0000	0.0000
13.025	1260-5	2.2048	876.96	5.5120	2.2048	0.8819	0.4410
16.225	DCBP SURR	0.3834	3115.68	0.9585	0.3834	0.1534	0.0767
		119.3689	571317.36				

7D
PCB CALIBRATION VERIFICATION SUMMARY
Primary

Lab Name: Phoenix Environmental Client: NETC

Lab Code: Phoenix Case No.: SAS No.: SDG No.: GCE61964

GC Col A: RTX-440 ID: 0.53 (mm) Init. Calib. Date(s): 11/07/19 11/07/19

EPA Sample No.(PIBLK): Date Analyzed:

LAB Sample ID (PIBLK): Time Analyzed:

EPA Sample No.(PEM): mix 600;53m Date Analyzed: 11/18/19

LAB Sample ID (PEM): mix 600;53m - N18A019 Time Analyzed: 15:05

Instrument: ECD24 File: N18A019

COMPOUND	RT	RT WINDOW FROM	RT WINDOW TO	RAW AMOUNT ppb	NOM AMOUNT ppb	% D		CF
Aroclor 1016-1	5.61	5.59	5.69	511	600	15		0.033
Aroclor 1016-2	7.49	7.48	7.58	518	600	14		0.051
Aroclor 1016-3	7.67	7.66	7.76	528	600	12		0.040
Aroclor 1016-4	7.96	7.95	8.05	556	600	7		0.027
Aroclor 1016-5	8.34	8.33	8.43	587	600	2		0.034
Aroclor 1260-1	10.70	10.68	10.82	539	600	10		0.069
Aroclor 1260-2	11.48	11.47	11.61	587	600	2		0.042
Aroclor 1260-3	11.98	11.97	12.11	554	600	8		0.068
Aroclor 1260-4	12.08	12.07	12.21	602	600	0		0.035
Aroclor 1260-5	12.52	12.51	12.65	571	600	5		0.031
Decachlorobiphenyl	15.63	15.61	15.81	73	80	9		1.383
Tetrachloro-m-xylene	4.76	4.74	4.84	72	80	10		1.427

QC LIMITS:
%D must be less than or equal to 20% (*) Criteria exceeded. CF=Calibration/Response Factor

FORM VII PCB

7D
PCB CALIBRATION VERIFICATION SUMMARY
Confirmation

Lab Name: Phoenix Environmental Client: NETC

Lab Code: Phoenix Case No.: SAS No.: SDG No.: GCE61964

GC Col B: RXI-35SI ID: 0.32 (mm) Init. Calib. Date(s): 11/07/19 11/07/19

EPA Sample No.(PIBLK): Date Analyzed:

LAB Sample ID (PIBLK): Time Analyzed:

EPA Sample No.(PEM): mix 600;53m Date Analyzed: 11/18/19

LAB Sample ID (PEM): mix 600;53m - N18B019 Time Analyzed: 15:05

Instrument: ECD24 File: N18B019

COMPOUND	RT	RT WINDOW FROM	RT WINDOW TO	RAW AMOUNT ppb	NOM AMOUNT ppb	% D		CF
Aroclor 1016-1	6.17	6.15	6.25	508	600	15		0.031
Aroclor 1016-2	6.98	6.96	7.06	511	600	15		0.050
Aroclor 1016-3	7.91	7.89	7.99	515	600	14		0.104
Aroclor 1016-4	8.11	8.09	8.19	541	600	10		0.045
Aroclor 1016-5	8.37	8.35	8.45	519	600	14		0.032
Aroclor 1260-1	11.32	11.29	11.43	530	600	12		0.056
Aroclor 1260-2	11.67	11.64	11.78	508	600	15		0.079
Aroclor 1260-3	12.47	12.45	12.59	517	600	14		0.078
Aroclor 1260-4	12.58	12.55	12.69	573	600	5		0.042
Aroclor 1260-5	13.03	13.01	13.15	542	600	10		0.071
Decachlorobiphenyl	16.23	16.18	16.38	73	80	9		1.451
Tetrachloro-m-xylene	5.04	5.00	5.10	70	80	13		1.239

QC LIMITS:
%D must be less than or equal to 20% (*) Criteria exceeded. CF=Calibration/Response Factor

FORM VII PCB

Client Id: Continuing Calibration

Software Version: 4.1<1L22>
Date: 11/19/2019 08:38 AM
Sample Name : mix 600;53m
Data File : E:\TC2019\ECD24\11-NOV\N18A019.RAW Date: 11/18/2019 03:05 PM
Sequence File: E:\TC2019\ECD24\11-NOV\PCB2.SEQ Cycle: 416 Channel : A
Instrument : AUTO_ECD24 Rack/Vial: 0/0 Operator:
Sample Amount : 1.0000 Dilution Factor : 1.00

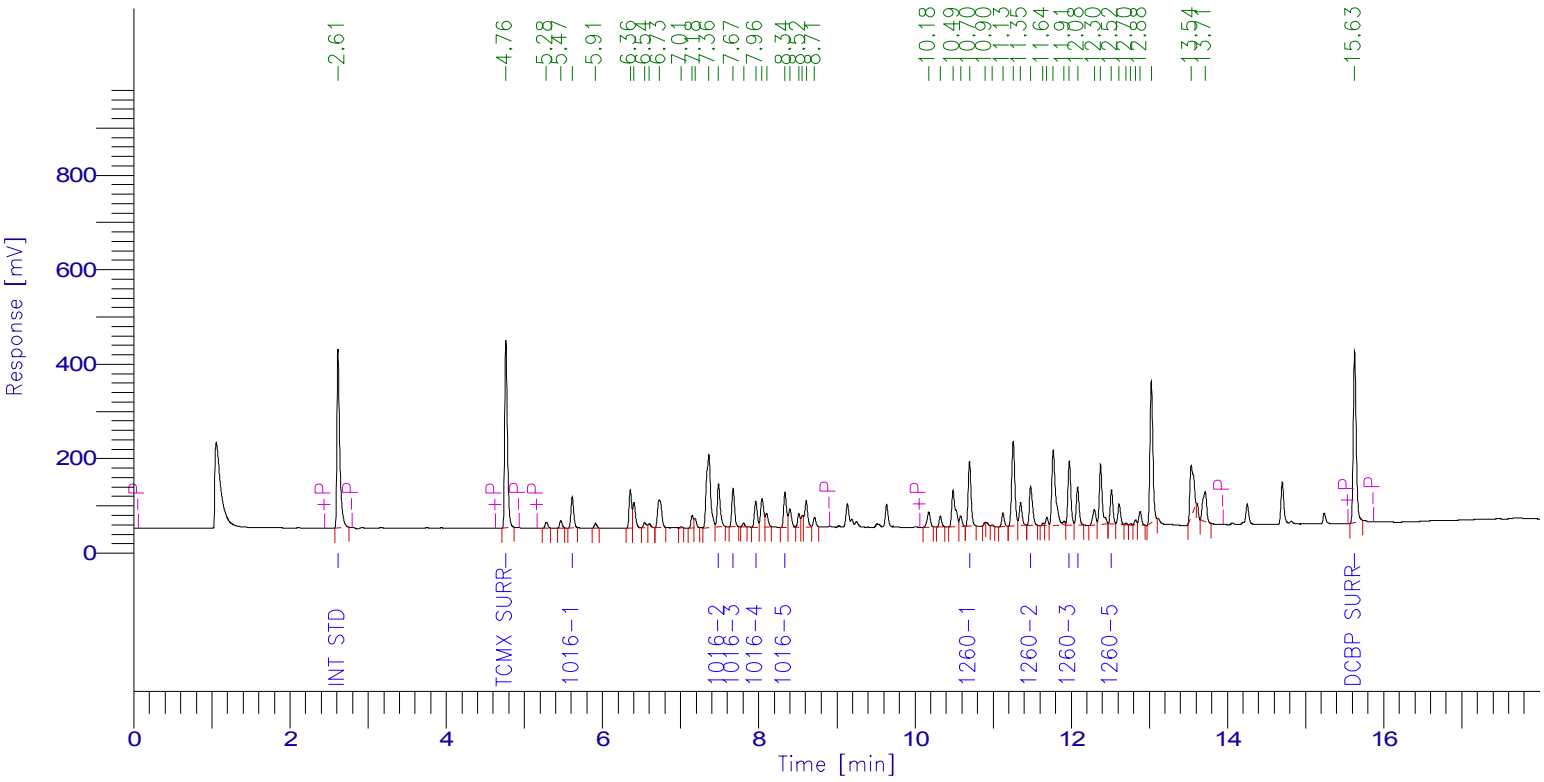

PCB Report

Time [min]	Component Name	Raw Amount	Area [µV·s]	Surrogate SM/WM	Surrogate QC / SL	Spike Rec Soils (%)	Spike Rec Water (%)
2.614	Int Std	100.0000	922559.52	250.0000	100.0000	40.0000	20.0000
4.764	TCMX SURR	71.8794	946103.36	179.6984	71.8794	28.7517	14.3759
5.612	1016-1	510.6655	156653.04	1276.6638	510.6655	204.2662	102.1331
7.486	1016-2	517.9747	242735.21	1294.9368	517.9747	207.1899	103.5949
7.671	1016-3	528.0489	195756.00	1320.1222	528.0489	211.2196	105.6098
7.963	1016-4	556.1294	136781.76	1390.3235	556.1294	222.4518	111.2259
8.336	1016-5	586.8783	184581.26	1467.1957	586.8783	234.7513	117.3757
10.698	1260-1	539.2551	341407.44	1348.1379	539.2551	215.7021	107.8510
11.481	1260-2	586.9703	229452.00	1467.4257	586.9703	234.7881	117.3941
11.975	1260-3	553.7467	345580.96	1384.3667	553.7467	221.4987	110.7493
12.082	1260-4	602.4404	195244.56	1506.1010	602.4404	240.9762	120.4881
12.516	1260-5	571.3173	163927.04	1428.2931	571.3173	228.5269	114.2635
15.627	DCBP SURR	72.6843	927324.80	181.7109	72.6843	29.0737	14.5369
		5797.9903	4988106.95				

Client Id: Continuing Calibration

Software Version: 4.1<1L22>
Date: 11/19/2019 08:41 AM
Sample Name : mix 600;53m
Data File : E:\TC2019\ECD24\11-NOV\N18B019.RAW Date: 11/18/2019 03:05 PM
Sequence File: E:\TC2019\ECD24\11-NOV\PCB2.SEQ Cycle: 416 Channel : B
Instrument : AUTO_ECD24 Rack/Vial: 0/0 Operator:
Sample Amount : 1.0000 Dilution Factor : 1.00

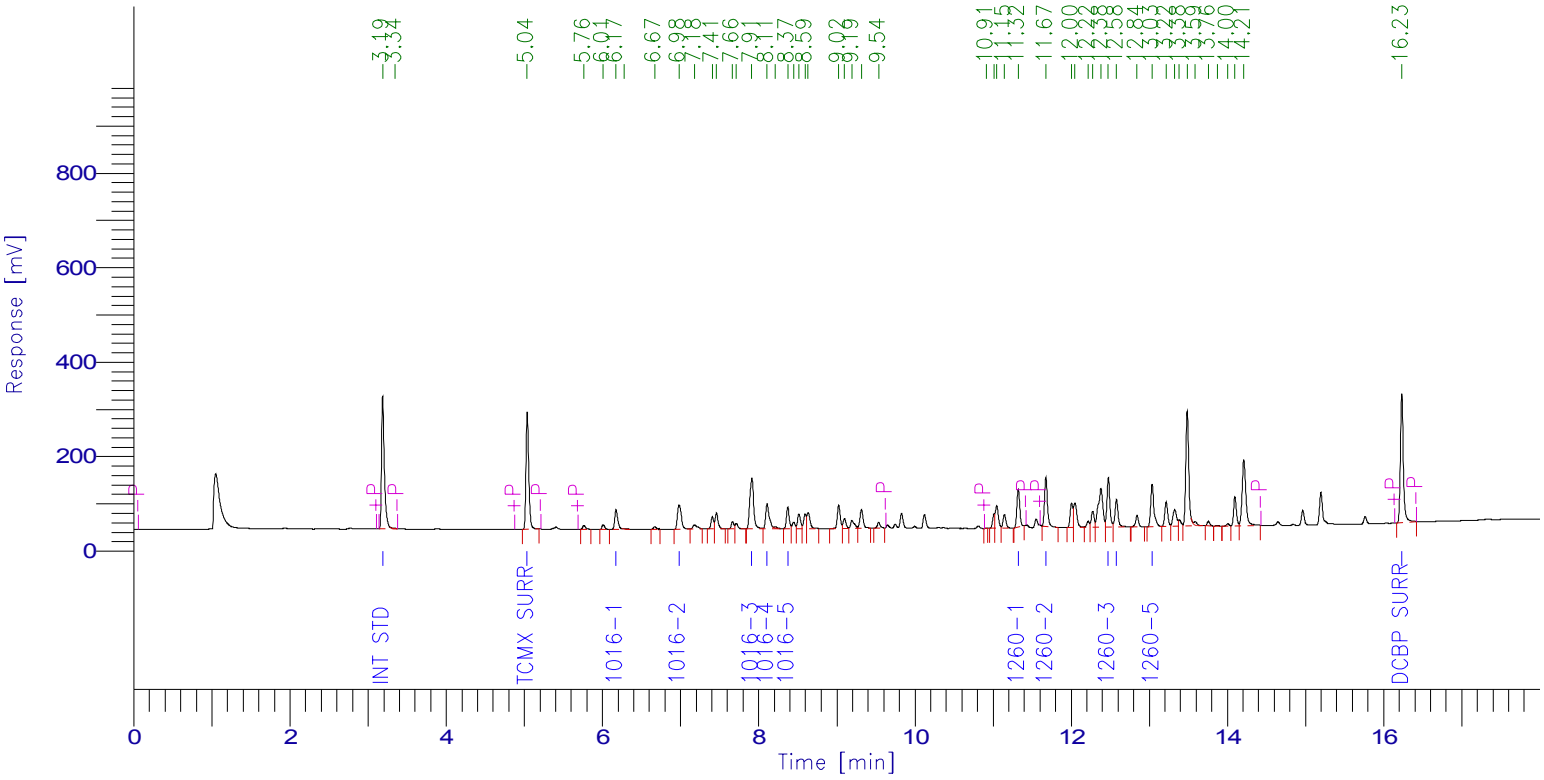

PCB Report

Time [min]	Component Name	Raw Amount	Area [µV·s]	Surrogate SM/WM	Surrogate QC / SL	Spike Rec Soils (%)	Spike Rec Water (%)
3.186	Int Std	100.0000	689800.64	250.0000	100.0000	40.0000	20.0000
5.036	TCMX SURR	70.3749	601710.48	175.9373	70.3749	28.1500	14.0750
6.173	1016-1	507.5675	110100.08	1268.9187	507.5675	203.0270	101.5135
6.979	1016-2	511.0932	177907.48	1277.7330	511.0932	204.4373	102.2186
7.912	1016-3	514.6264	369639.07	1286.5660	514.6264	205.8506	102.9253
8.106	1016-4	541.4805	167626.21	1353.7013	541.4805	216.5922	108.2961
8.371	1016-5	519.3632	113438.61	1298.4080	519.3632	207.7453	103.8726
11.321	1260-1	529.6146	204857.04	1324.0366	529.6146	211.8459	105.9229
11.674	1260-2	508.1635	275328.32	1270.4087	508.1635	203.2654	101.6327
12.474	1260-3	517.4082	276998.36	1293.5206	517.4082	206.9633	103.4816
12.578	1260-4	572.8668	165768.22	1432.1670	572.8668	229.1467	114.5734
13.034	1260-5	541.6417	265284.21	1354.1042	541.6417	216.6567	108.3283
16.230	DCBP SURR	73.0083	730558.56	182.5208	73.0083	29.2033	14.6017
		5507.2089	4149017.29				

7D
PCB CALIBRATION VERIFICATION SUMMARY
Primary

Lab Name: Phoenix Environmental Client: NETC

Lab Code: Phoenix Case No.: SAS No.: SDG No.: GCE61964

GC Col A: RTX-440 ID: 0.53 (mm) Init. Calib. Date(s): 11/13/19 11/13/19

EPA Sample No.(PIBLK): hex Date Analyzed: 11/18/19

LAB Sample ID (PIBLK): hex - N18A002 Time Analyzed: 6:45

EPA Sample No.(PEM): Date Analyzed:

LAB Sample ID (PEM): Time Analyzed:

Instrument: ECD8 File: N18A002

COMPOUND	RT	RT WINDOW FROM	RT WINDOW TO	CALC AMOUNT ppb	NOM AMOUNT ppb	% D		CF
Aroclor 1016-1		5.57	5.67	33U				
Aroclor 1016-2		7.44	7.54	33U				
Aroclor 1016-3		7.62	7.72	33U				
Aroclor 1016-4		7.91	8.01	33U				
Aroclor 1016-5		8.28	8.38	33U				
Aroclor 1260-1		10.62	10.76	33U				
Aroclor 1260-2		11.40	11.54	33U				
Aroclor 1260-3		11.89	12.03	33U				
Aroclor 1260-4		12.00	12.14	33U				
Aroclor 1260-5		12.43	12.57	33U				

QC LIMITS:
%D must be less than or equal to 20% (*) Criteria exceeded. CF=Calibration/Response Factor
Both channels need to have the compound detected for a concentration to be reported on either channel.

FORM VII PCB

7D
PCB CALIBRATION VERIFICATION SUMMARY
Confirmation

Lab Name: Phoenix Environmental Client: NETC

Lab Code: Phoenix Case No.: SAS No.: SDG No.: GCE61964

GC Col B: Rxi-35Sil ID: 0.32 (mm) Init. Calib. Date(s): 11/13/19 11/13/19

EPA Sample No.(PIBLK): hex Date Analyzed: 11/18/19

LAB Sample ID (PIBLK): hex - N18B002 Time Analyzed: 6:45

EPA Sample No.(PEM): Date Analyzed:

LAB Sample ID (PEM): Time Analyzed:

Instrument: ECD8 File: N18B002

COMPOUND	RT	RT WINDOW FROM	RT WINDOW TO	CALC AMOUNT ppb	NOM AMOUNT ppb	% D		CF
Aroclor 1016-1		6.12	6.22	33U				
Aroclor 1016-2		6.93	7.03	33U				
Aroclor 1016-3		7.86	7.96	33U				
Aroclor 1016-4		8.05	8.15	33U				
Aroclor 1016-5		8.96	9.06	33U				
Aroclor 1260-1		11.24	11.38	33U				
Aroclor 1260-2		12.39	12.53	33U				
Aroclor 1260-3		12.49	12.63	33U				
Aroclor 1260-4		12.95	13.09	33U				
Aroclor 1260-5		13.13	13.27	33U				

QC LIMITS:
%D must be less than or equal to 20% (*) Criteria exceeded. CF=Calibration/Response Factor
Both channels need to have the compound detected for a concentration to be reported on either channel.

FORM VII PCB

Client Id: Continuing Blank

Software Version: 4.1<1L22>
Date: 11/18/2019 07:32 AM
Sample Name : hex
Data File : E:\TC2019\ECD8\11-NOV\N18A002.RAW Date: 11/18/2019 06:45 AM
Sequence File: E:\TC2019\ECD8\11-NOV\PCB.SEQ Cycle: 396 Channel : A
Instrument : AUTO_ECD8 Rack/Vial: 0/0 Operator:
Sample Amount : 1.0000 Dilution Factor : 1.00

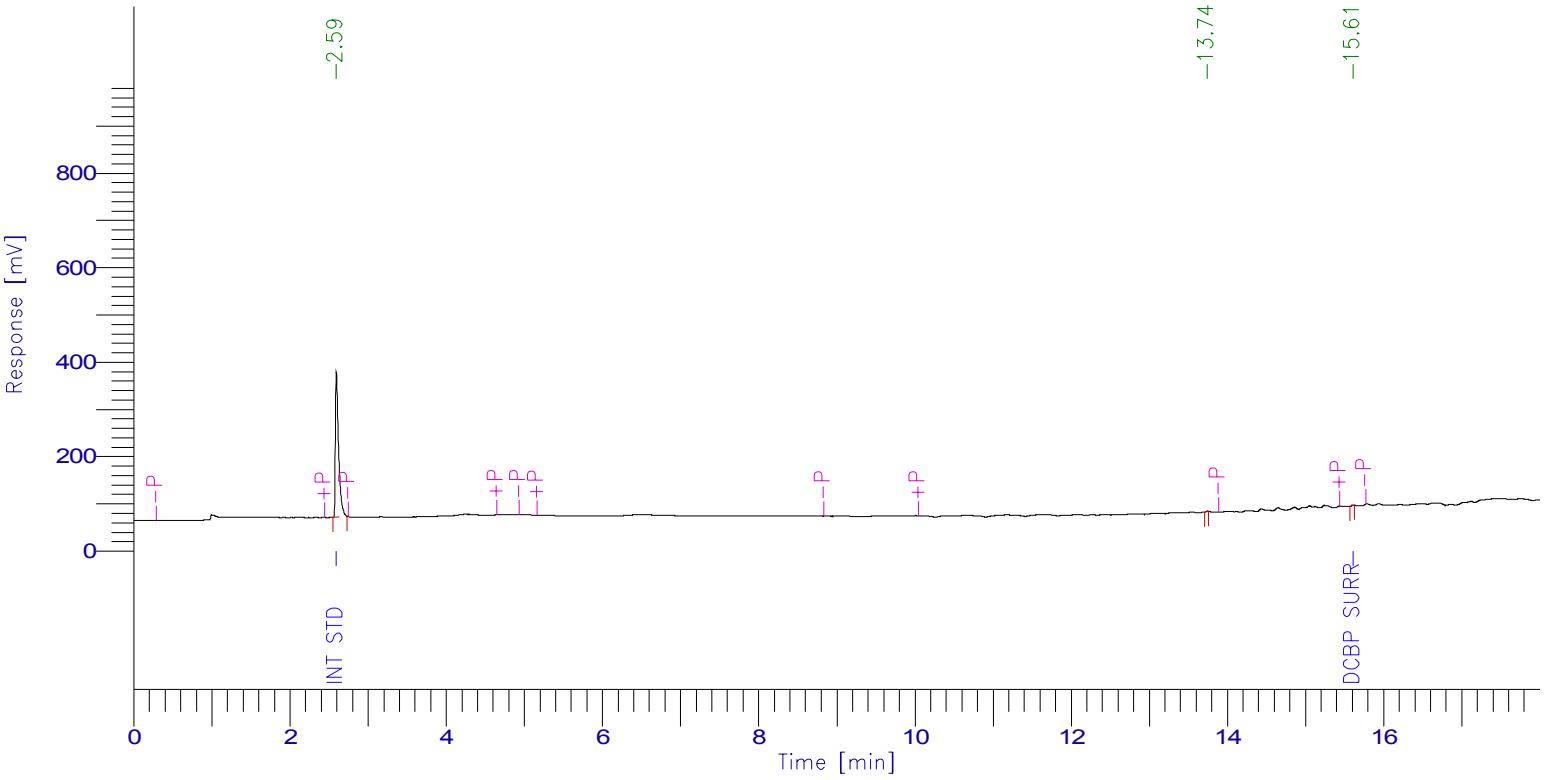

PCB Report

Time [min]	Component Name	Raw Amount	Area [µV·s]	Surrogate SM/WM	Surrogate QC / SL	Spike Rec Soils (%)	Spike Rec Water (%)
2.594	Int Std	100.0000	872460.64	250.0000	100.0000	40.0000	20.0000
4.764	TCMX SURR	0.0000	0.00	0.0000	0.0000	0.0000	0.0000
5.618	1016-1	0.0000	0.00	0.0000	0.0000	0.0000	0.0000
7.490	1016-2	0.0000	0.00	0.0000	0.0000	0.0000	0.0000
7.675	1016-3	0.0000	0.00	0.0000	0.0000	0.0000	0.0000
7.964	1016-4	0.0000	0.00	0.0000	0.0000	0.0000	0.0000
8.336	1016-5	0.0000	0.00	0.0000	0.0000	0.0000	0.0000
10.688	1260-1	0.0000	0.00	0.0000	0.0000	0.0000	0.0000
11.469	1260-2	0.0000	0.00	0.0000	0.0000	0.0000	0.0000
11.961	1260-3	0.0000	0.00	0.0000	0.0000	0.0000	0.0000
12.068	1260-4	0.0000	0.00	0.0000	0.0000	0.0000	0.0000
12.502	1260-5	0.0000	0.00	0.0000	0.0000	0.0000	0.0000
15.607	DCBP SURR	0.3338	3641.76	0.8345	0.3338	0.1335	0.0668
		100.3338	876102.40				

Client Id: Continuing Blank

Software Version: 4.1<1L22>
Date: 11/18/2019 07:32 AM
Sample Name : hex
Data File : E:\TC2019\ECD8\11-NOV\N18B002.RAW Date: 11/18/2019 06:45 AM
Sequence File: E:\TC2019\ECD8\11-NOV\PCB.SEQ Cycle: 396 Channel : B
Instrument : AUTO_ECD8 Rack/Vial: 0/0 Operator:
Sample Amount : 1.0000 Dilution Factor : 1.00

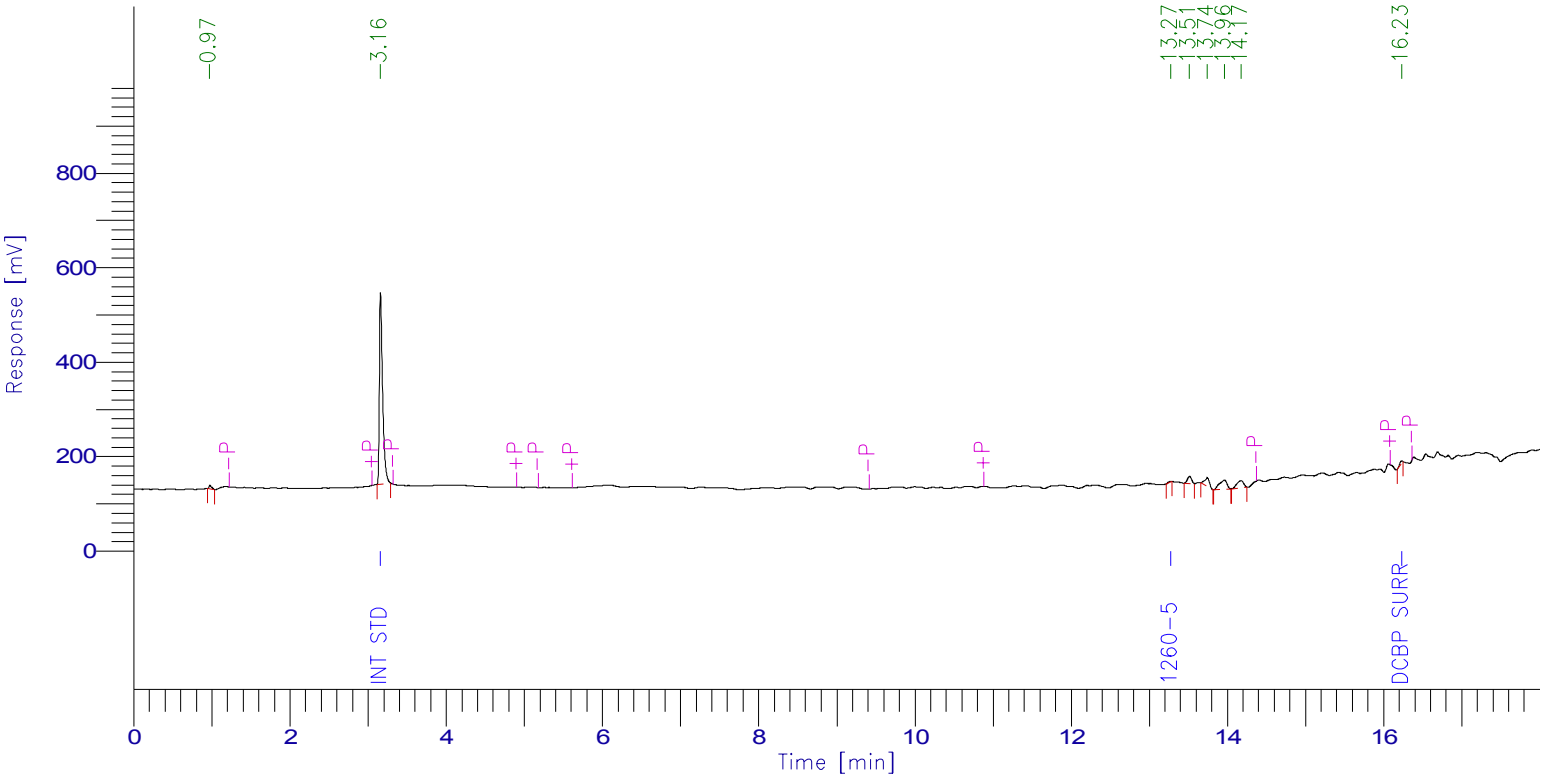

PCB Report

Time [min]	Component Name	Raw Amount	Area [µV·s]	Surrogate SM/WM	Surrogate QC / SL	Spike Rec Soils (%)	Spike Rec Water (%)
3.159	Int Std	100.0000	1187107.20	250.0000	100.0000	40.0000	20.0000
5.028	TCMX SURR	0.0000	0.00	0.0000	0.0000	0.0000	0.0000
6.171	1016-1	0.0000	0.00	0.0000	0.0000	0.0000	0.0000
6.978	1016-2	0.0000	0.00	0.0000	0.0000	0.0000	0.0000
7.908	1016-3	0.0000	0.00	0.0000	0.0000	0.0000	0.0000
8.102	1016-4	0.0000	0.00	0.0000	0.0000	0.0000	0.0000
9.016	1016-5	0.0000	0.00	0.0000	0.0000	0.0000	0.0000
11.308	1260-1	0.0000	0.00	0.0000	0.0000	0.0000	0.0000
12.461	1260-2	0.0000	0.00	0.0000	0.0000	0.0000	0.0000
12.565	1260-3	0.0000	0.00	0.0000	0.0000	0.0000	0.0000
13.019	1260-4	0.0000	0.00	0.0000	0.0000	0.0000	0.0000
13.272	1260-5	11.9415	6110.88	29.8538	11.9415	4.7766	2.3883
16.231	DCBP SURR	0.8411	15866.40	2.1027	0.8411	0.3364	0.1682
		112.7826	1209084.48				

7D
PCB CALIBRATION VERIFICATION SUMMARY
Primary

Lab Name: Phoenix Environmental Client: NETC

Lab Code: Phoenix Case No.: SAS No.: SDG No.: GCE61964

GC Col A: RTX-440 ID: 0.53 (mm) Init. Calib. Date(s): 11/13/19 11/13/19

EPA Sample No.(PIBLK): Date Analyzed:

LAB Sample ID (PIBLK): Time Analyzed:

EPA Sample No.(PEM): mix 600;53c Date Analyzed: 11/18/19

LAB Sample ID (PEM): mix 600;53c - N18A003 Time Analyzed: 7:07

Instrument: ECD8 File: N18A003

COMPOUND	RT	RT WINDOW FROM	RT WINDOW TO	RAW AMOUNT ppb	NOM AMOUNT ppb	% D		CF
Aroclor 1016-1	5.62	5.57	5.67	591	600	2		0.037
Aroclor 1016-2	7.49	7.44	7.54	586	600	2		0.056
Aroclor 1016-3	7.67	7.62	7.72	582	600	3		0.045
Aroclor 1016-4	7.96	7.91	8.01	592	600	1		0.034
Aroclor 1016-5	8.33	8.28	8.38	588	600	2		0.042
Aroclor 1260-1	10.68	10.62	10.76	586	600	2		0.077
Aroclor 1260-2	11.46	11.40	11.54	577	600	4		0.048
Aroclor 1260-3	11.95	11.89	12.03	496	600	17		0.071
Aroclor 1260-4	12.06	12.00	12.14	579	600	4		0.037
Aroclor 1260-5	12.50	12.43	12.57	597	600	1		0.033
Decachlorobiphenyl	15.60	15.51	15.71	79	80	1		1.250
Tetrachloro-m-xylene	4.76	4.71	4.81	82	80	3		1.485

QC LIMITS:
%D must be less than or equal to 20% (*) Criteria exceeded. CF=Calibration/Response Factor

FORM VII PCB

7D
PCB CALIBRATION VERIFICATION SUMMARY
Confirmation

Lab Name: Phoenix Environmental Client: NETC

Lab Code: Phoenix Case No.: SAS No.: SDG No.: GCE61964

GC Col B: Rxi-35Sil ID: 0.32 (mm) Init. Calib. Date(s): 11/13/19 11/13/19

EPA Sample No.(PIBLK): Date Analyzed:

LAB Sample ID (PIBLK): Time Analyzed:

EPA Sample No.(PEM): mix 600;53c Date Analyzed: 11/18/19

LAB Sample ID (PEM): mix 600;53c - N18B003 Time Analyzed: 7:07

Instrument: ECD8 File: N18B003

COMPOUND	RT	RT WINDOW FROM	RT WINDOW TO	RAW AMOUNT ppb	NOM AMOUNT ppb	% D		CF
Aroclor 1016-1	6.17	6.12	6.22	586	600	2		0.022
Aroclor 1016-2	6.97	6.93	7.03	667	600	11		0.037
Aroclor 1016-3	7.90	7.86	7.96	564	600	6		0.082
Aroclor 1016-4	8.10	8.05	8.15	652	600	9		0.031
Aroclor 1016-5	9.01	8.96	9.06	588	600	2		0.022
Aroclor 1260-1	11.31	11.24	11.38	607	600	1		0.052
Aroclor 1260-2	12.46	12.39	12.53	568	600	5		0.105
Aroclor 1260-3	12.56	12.49	12.63	584	600	3		0.051
Aroclor 1260-4	13.02	12.95	13.09	536	600	11		0.084
Aroclor 1260-5	13.20	13.13	13.27	565	600	6		0.043
Decachlorobiphenyl	16.21	16.11	16.31	74	80	8		1.589
Tetrachloro-m-xylene	5.02	4.98	5.08	81	80	1		1.098

QC LIMITS:
%D must be less than or equal to 20% (*) Criteria exceeded. CF=Calibration/Response Factor

FORM VII PCB

Client Id: Continuing Calibration

Software Version: 4.1<1L22>
Date: 11/18/2019 07:32 AM
Sample Name : mix 600;53c
Data File : E:\TC2019\ECD8\11-NOV\N18A003.RAW Date: 11/18/2019 07:07 AM
Sequence File: E:\TC2019\ECD8\11-NOV\PCB.SEQ Cycle: 397 Channel : A
Instrument : AUTO_ECD8 Rack/Vial: 0/0 Operator:
Sample Amount : 1.0000 Dilution Factor : 1.00

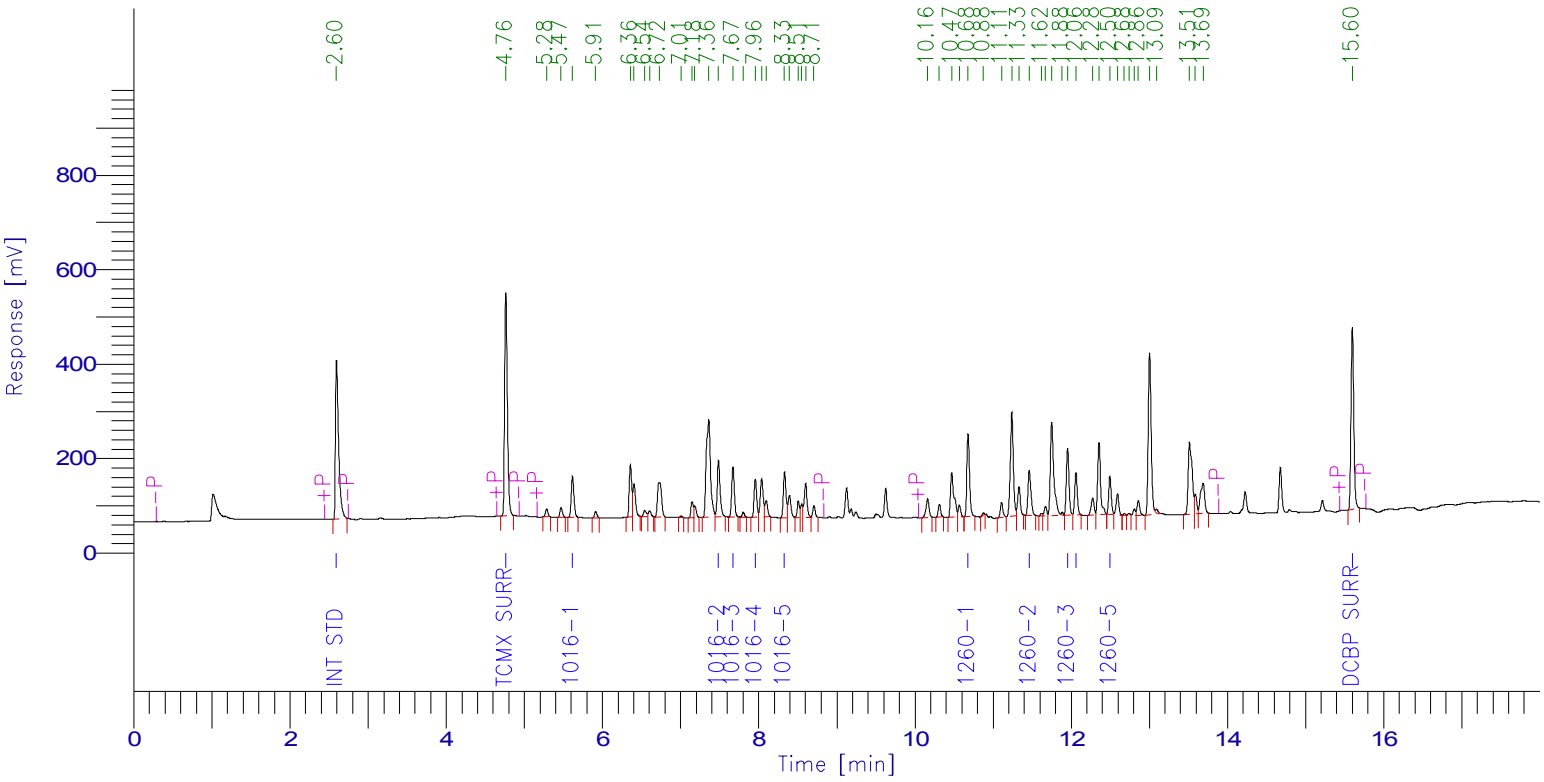

PCB Report

Time [min]	Component Name	Raw Amount	Area [µV·s]	Surrogate SM/WM	Surrogate QC / SL	Spike Rec Soils (%)	Spike Rec Water (%)
2.596	Int Std	100.0000	933650.40	250.0000	100.0000	40.0000	20.0000
4.763	TCMX SURR	82.4223	1143042.08	206.0557	82.4223	32.9689	16.4845
5.616	1016-1	590.9968	205566.88	1477.4919	590.9968	236.3987	118.1994
7.486	1016-2	585.9712	306551.91	1464.9281	585.9712	234.3885	117.1942
7.669	1016-3	581.5760	246067.84	1453.9400	581.5760	232.6304	116.3152
7.957	1016-4	591.7450	188163.38	1479.3625	591.7450	236.6980	118.3490
8.330	1016-5	587.7799	230296.36	1469.4497	587.7799	235.1120	117.5560
10.680	1260-1	586.3697	421734.40	1465.9243	586.3697	234.5479	117.2739
11.462	1260-2	577.3128	258554.88	1443.2819	577.3128	230.9251	115.4626
11.954	1260-3	496.1254	329793.34	1240.3136	496.1254	198.4502	99.2251
12.061	1260-4	578.7246	202498.35	1446.8116	578.7246	231.4899	115.7449
12.495	1260-5	597.1475	186394.11	1492.8688	597.1475	238.8590	119.4295
15.598	DCBP SURR	79.4575	927661.52	198.6438	79.4575	31.7830	15.8915
		6035.6287	5579975.44				

Client Id: Continuing Calibration

Software Version: 4.1<1L22>
Date: 11/18/2019 07:32 AM
Sample Name : mix 600;53c
Data File : E:\TC2019\ECD8\11-NOV\N18B003.RAW Date: 11/18/2019 07:07 AM
Sequence File: E:\TC2019\ECD8\11-NOV\PCB.SEQ Cycle: 397 Channel : B
Instrument : AUTO_ECD8 Rack/Vial: 0/0 Operator:
Sample Amount : 1.0000 Dilution Factor : 1.00

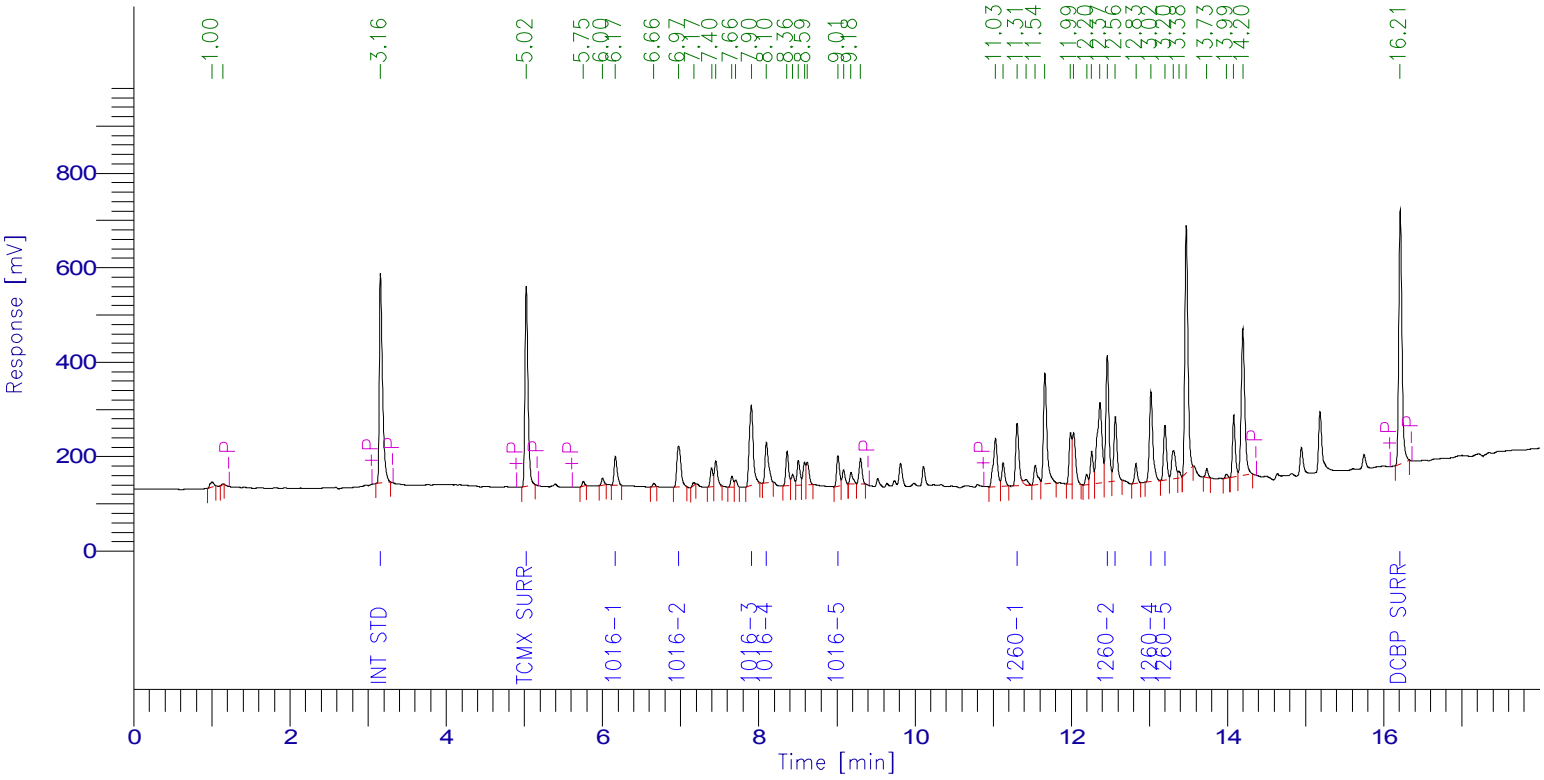

PCB Report

Time [min]	Component Name	Raw Amount	Area [µV·s]	Surrogate SM/WM	Surrogate QC / SL	Spike Rec Soils (%)	Spike Rec Water (%)
3.158	Int Std	100.0000	1271331.68	250.0000	100.0000	40.0000	20.0000
5.024	TCMX SURR	80.7382	1127312.96	201.8455	80.7382	32.2953	16.1476
6.165	1016-1	585.6365	164747.04	1464.0912	585.6365	234.2546	117.1273
6.974	1016-2	667.1263	312620.72	1667.8157	667.1263	266.8505	133.4253
7.904	1016-3	563.9777	589180.80	1409.9442	563.9777	225.5911	112.7955
8.098	1016-4	652.2829	260794.08	1630.7071	652.2829	260.9131	130.4566
9.013	1016-5	588.4496	163129.52	1471.1241	588.4496	235.3799	117.6899
11.306	1260-1	607.0013	399655.12	1517.5033	607.0013	242.8005	121.4003
12.460	1260-2	567.5967	755790.57	1418.9917	567.5967	227.0387	113.5193
12.564	1260-3	583.6877	380066.92	1459.2194	583.6877	233.4751	116.7375
13.020	1260-4	536.2318	574697.44	1340.5795	536.2318	214.4927	107.2464
13.200	1260-5	565.4903	309912.21	1413.7257	565.4903	226.1961	113.0981
16.210	DCBP SURR	74.1830	1498684.32	185.4576	74.1830	29.6732	14.8366
		6172.4020	7807923.38				

7D
PCB CALIBRATION VERIFICATION SUMMARY
Primary

Lab Name: Phoenix Environmental Client: NETC

Lab Code: Phoenix Case No.: SAS No.: SDG No.: GCE61964

GC Col A: RTX-440 ID: 0.53 (mm) Init. Calib. Date(s): 11/13/19 11/13/19

EPA Sample No.(PIBLK): hex Date Analyzed: 11/18/19

LAB Sample ID (PIBLK): hex - N18A013 Time Analyzed: 13:39

EPA Sample No.(PEM): Date Analyzed:

LAB Sample ID (PEM): Time Analyzed:

Instrument: ECD8 File: N18A013

COMPOUND	RT	RT WINDOW FROM	RT WINDOW TO	CALC AMOUNT ppb	NOM AMOUNT ppb	% D		CF
Aroclor 1016-1		5.57	5.67	33U				
Aroclor 1016-2		7.44	7.54	33U				
Aroclor 1016-3		7.62	7.72	33U				
Aroclor 1016-4		7.91	8.01	33U				
Aroclor 1016-5		8.28	8.38	33U				
Aroclor 1260-1		10.62	10.76	33U				
Aroclor 1260-2		11.40	11.54	33U				
Aroclor 1260-3		11.89	12.03	33U				
Aroclor 1260-4		12.00	12.14	33U				
Aroclor 1260-5		12.43	12.57	33U				

QC LIMITS:
%D must be less than or equal to 20% (*) Criteria exceeded. CF=Calibration/Response Factor
Both channels need to have the compound detected for a concentration to be reported on either channel.

FORM VII PCB

7D
PCB CALIBRATION VERIFICATION SUMMARY
Confirmation

Lab Name: Phoenix Environmental Client: NETC

Lab Code: Phoenix Case No.: SAS No.: SDG No.: GCE61964

GC Col B: Rxi-35Sil ID: 0.32 (mm) Init. Calib. Date(s): 11/13/19 11/13/19

EPA Sample No.(PIBLK): hex Date Analyzed: 11/18/19

LAB Sample ID (PIBLK): hex - N18B013 Time Analyzed: 13:39

EPA Sample No.(PEM): Date Analyzed:

LAB Sample ID (PEM): Time Analyzed:

Instrument: ECD8 File: N18B013

COMPOUND	RT	RT WINDOW FROM	RT WINDOW TO	CALC AMOUNT ppb	NOM AMOUNT ppb	% D		CF
Aroclor 1016-1		6.12	6.22	33U				
Aroclor 1016-2		6.93	7.03	33U				
Aroclor 1016-3		7.86	7.96	33U				
Aroclor 1016-4		8.05	8.15	33U				
Aroclor 1016-5		8.96	9.06	33U				
Aroclor 1260-1		11.24	11.38	33U				
Aroclor 1260-2		12.39	12.53	33U				
Aroclor 1260-3		12.49	12.63	33U				
Aroclor 1260-4		12.95	13.09	33U				
Aroclor 1260-5		13.13	13.27	33U				

QC LIMITS:
%D must be less than or equal to 20% (*) Criteria exceeded. CF=Calibration/Response Factor
Both channels need to have the compound detected for a concentration to be reported on either channel.

FORM VII PCB

Client Id: Continuing Blank

Software Version: 4.1<1L22>
Date: 11/19/2019 09:58 AM
Sample Name : hex
Data File : E:\TC2019\ECD8\11-NOV\N18A013.RAW Date: 11/18/2019 01:39 PM
Sequence File: E:\TC2019\ECD8\11-NOV\PCB.SEQ Cycle: 407 Channel : A
Instrument : AUTO_ECD8 Rack/Vial: 0/0 Operator:
Sample Amount : 1.0000 Dilution Factor : 1.00

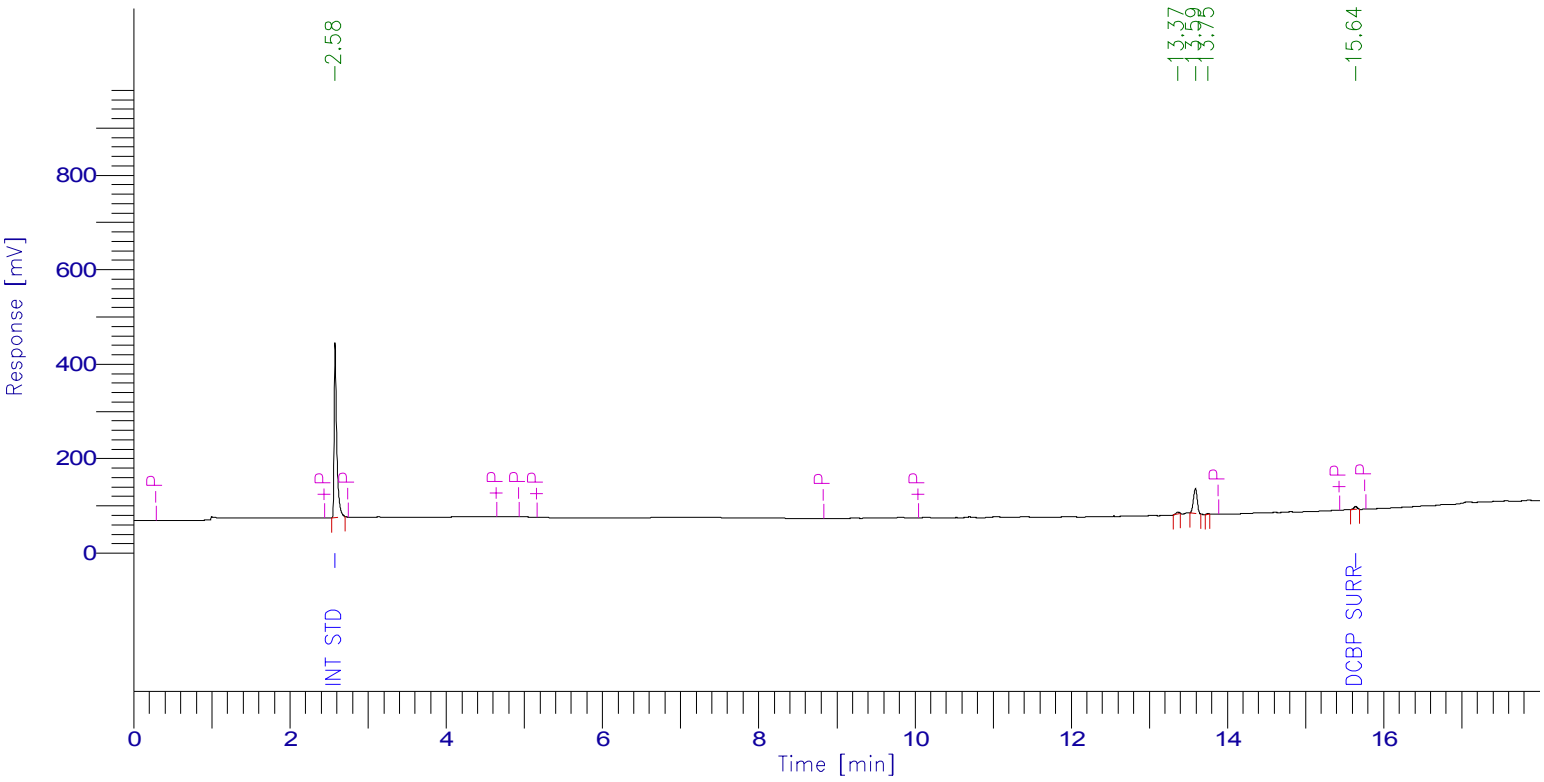

PCB Report

Time [min]	Component Name	Raw Amount	Area [µV·s]	Surrogate SM/WM	Surrogate QC / SL	Spike Rec Soils (%)	Spike Rec Water (%)
2.577	Int Std	100.0000	872567.36	250.0000	100.0000	40.0000	20.0000
4.764	TCMX SURR	0.0000	0.00	0.0000	0.0000	0.0000	0.0000
5.618	1016-1	0.0000	0.00	0.0000	0.0000	0.0000	0.0000
7.490	1016-2	0.0000	0.00	0.0000	0.0000	0.0000	0.0000
7.675	1016-3	0.0000	0.00	0.0000	0.0000	0.0000	0.0000
7.964	1016-4	0.0000	0.00	0.0000	0.0000	0.0000	0.0000
8.336	1016-5	0.0000	0.00	0.0000	0.0000	0.0000	0.0000
10.688	1260-1	0.0000	0.00	0.0000	0.0000	0.0000	0.0000
11.469	1260-2	0.0000	0.00	0.0000	0.0000	0.0000	0.0000
11.961	1260-3	0.0000	0.00	0.0000	0.0000	0.0000	0.0000
12.068	1260-4	0.0000	0.00	0.0000	0.0000	0.0000	0.0000
12.502	1260-5	0.0000	0.00	0.0000	0.0000	0.0000	0.0000
15.641	DCBP SURR	1.7873	19501.68	4.4683	1.7873	0.7149	0.3575
		101.7873	892069.04				

Client Id: Continuing Blank

Software Version: 4.1<1L22>
Date: 11/19/2019 10:04 AM
Sample Name : hex
Data File : E:\TC2019\ECD8\11-NOV\N18B013.RAW Date: 11/18/2019 01:39 PM
Sequence File: E:\TC2019\ECD8\11-NOV\PCB.SEQ Cycle: 407 Channel : B
Instrument : AUTO_ECD8 Rack/Vial: 0/0 Operator:
Sample Amount : 1.0000 Dilution Factor : 1.00

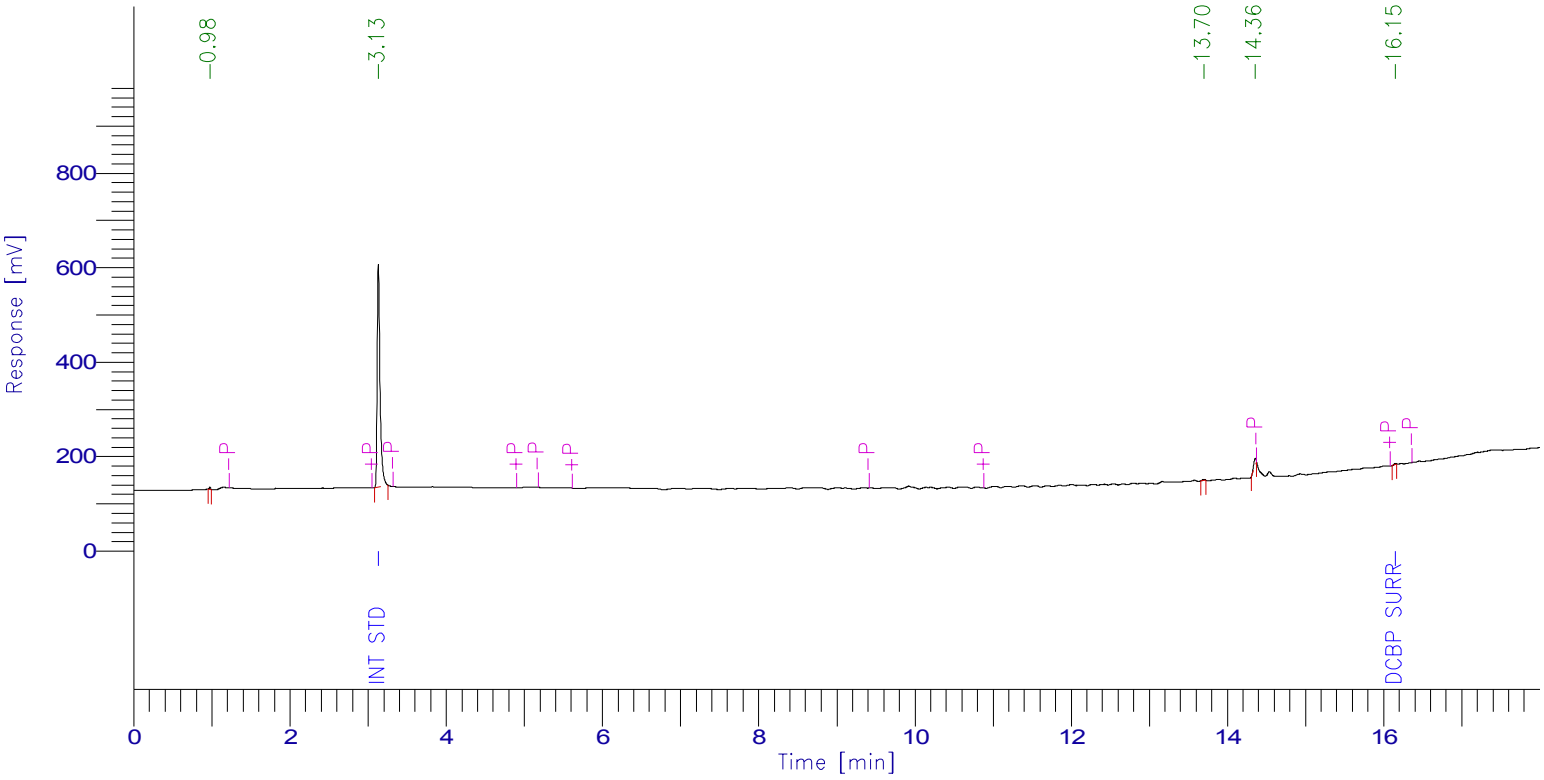

PCB Report

Time [min]	Component Name	Raw Amount	Area [µV·s]	Surrogate SM/WM	Surrogate QC / SL	Spike Rec Soils (%)	Spike Rec Water (%)
3.129	Int Std	100.0000	1208170.64	250.0000	100.0000	40.0000	20.0000
5.028	TCMX SURR	0.0000	0.00	0.0000	0.0000	0.0000	0.0000
6.171	1016-1	0.0000	0.00	0.0000	0.0000	0.0000	0.0000
6.978	1016-2	0.0000	0.00	0.0000	0.0000	0.0000	0.0000
7.908	1016-3	0.0000	0.00	0.0000	0.0000	0.0000	0.0000
8.102	1016-4	0.0000	0.00	0.0000	0.0000	0.0000	0.0000
9.016	1016-5	0.0000	0.00	0.0000	0.0000	0.0000	0.0000
11.308	1260-1	0.0000	0.00	0.0000	0.0000	0.0000	0.0000
12.461	1260-2	0.0000	0.00	0.0000	0.0000	0.0000	0.0000
12.565	1260-3	0.0000	0.00	0.0000	0.0000	0.0000	0.0000
13.019	1260-4	0.0000	0.00	0.0000	0.0000	0.0000	0.0000
13.200	1260-5	0.0000	0.00	0.0000	0.0000	0.0000	0.0000
16.152	DCBP SURR	0.2158	4143.36	0.5395	0.2158	0.0863	0.0432
		100.2158	1212314.00				

7D
PCB CALIBRATION VERIFICATION SUMMARY
Primary

Lab Name: Phoenix Environmental Client: NETC

Lab Code: Phoenix Case No.: SAS No.: SDG No.: GCE61964

GC Col A: RTX-440 ID: 0.53 (mm) Init. Calib. Date(s): 11/13/19 11/13/19

EPA Sample No.(PIBLK): Date Analyzed:

LAB Sample ID (PIBLK): Time Analyzed:

EPA Sample No.(PEM): mix 600;53m Date Analyzed: 11/18/19

LAB Sample ID (PEM): mix 600;53m - N18A015 Time Analyzed: 14:22

Instrument: ECD8 File: N18A015

COMPOUND	RT	RT WINDOW FROM	RT WINDOW TO	RAW AMOUNT ppb	NOM AMOUNT ppb	% D		CF
Aroclor 1016-1	5.62	5.57	5.67	516	600	14		0.037
Aroclor 1016-2	7.49	7.44	7.54	517	600	14		0.056
Aroclor 1016-3	7.68	7.62	7.72	520	600	13		0.045
Aroclor 1016-4	7.97	7.91	8.01	529	600	12		0.034
Aroclor 1016-5	8.34	8.28	8.38	519	600	14		0.042
Aroclor 1260-1	10.69	10.62	10.76	533	600	11		0.077
Aroclor 1260-2	11.47	11.40	11.54	533	600	11		0.048
Aroclor 1260-3	11.96	11.89	12.03	525	600	13		0.071
Aroclor 1260-4	12.07	12.00	12.14	556	600	7		0.037
Aroclor 1260-5	12.50	12.43	12.57	593	600	1		0.033
Decachlorobiphenyl	15.61	15.51	15.71	76	80	5		1.250
Tetrachloro-m-xylene	4.77	4.71	4.81	73	80	9		1.485

QC LIMITS:
%D must be less than or equal to 20% (*) Criteria exceeded. CF=Calibration/Response Factor

FORM VII PCB

7D
PCB CALIBRATION VERIFICATION SUMMARY
Confirmation

Lab Name: Phoenix Environmental Client: NETC

Lab Code: Phoenix Case No.: SAS No.: SDG No.: GCE61964

GC Col B: Rxi-35Sil ID: 0.32 (mm) Init. Calib. Date(s): 11/13/19 11/13/19

EPA Sample No.(PIBLK): Date Analyzed:

LAB Sample ID (PIBLK): Time Analyzed:

EPA Sample No.(PEM): mix 600;53m Date Analyzed: 11/18/19

LAB Sample ID (PEM): mix 600;53m - N18B015 Time Analyzed: 14:22

Instrument: ECD8 File: N18B015

COMPOUND	RT	RT WINDOW FROM	RT WINDOW TO	RAW AMOUNT ppb	NOM AMOUNT ppb	% D		CF
Aroclor 1016-1	6.17	6.12	6.22	507	600	16		0.022
Aroclor 1016-2	6.98	6.93	7.03	588	600	2		0.037
Aroclor 1016-3	7.91	7.86	7.96	502	600	16		0.082
Aroclor 1016-4	8.10	8.05	8.15	577	600	4		0.031
Aroclor 1016-5	9.02	8.96	9.06	543	600	10		0.022
Aroclor 1260-1	11.31	11.24	11.38	543	600	10		0.052
Aroclor 1260-2	12.47	12.39	12.53	516	600	14		0.105
Aroclor 1260-3	12.57	12.49	12.63	552	600	8		0.051
Aroclor 1260-4	13.03	12.95	13.09	497	600	17		0.084
Aroclor 1260-5	13.21	13.13	13.27	555	600	8		0.043
Decachlorobiphenyl	16.22	16.11	16.31	69	80	14		1.589
Tetrachloro-m-xylene	5.03	4.98	5.08	71	80	11		1.098

QC LIMITS:
%D must be less than or equal to 20% (*) Criteria exceeded. CF=Calibration/Response Factor

FORM VII PCB

Client Id: Continuing Calibration

Software Version: 4.1<1L22>
Date: 11/19/2019 09:58 AM
Sample Name : mix 600;53m
Data File : E:\TC2019\ECD8\11-NOV\N18A015.RAW Date: 11/18/2019 02:22 PM
Sequence File: E:\TC2019\ECD8\11-NOV\PCB.SEQ Cycle: 409 Channel : A
Instrument : AUTO_ECD8 Rack/Vial: 0/0 Operator:
Sample Amount : 1.0000 Dilution Factor : 1.00

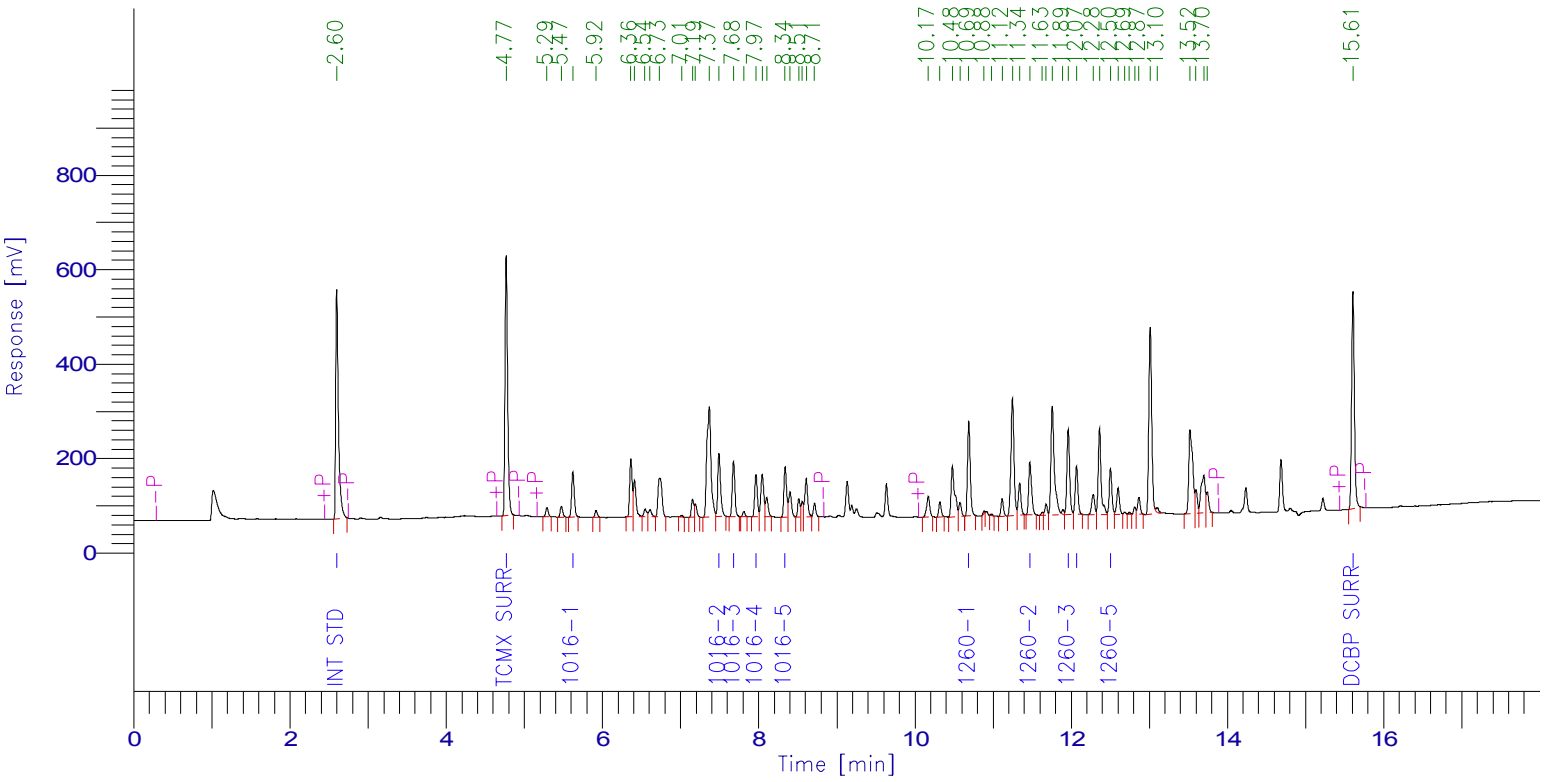

PCB Report

Time [min]	Component Name	Raw Amount	Area [µV·s]	Surrogate SM/WM	Surrogate QC / SL	Spike Rec Soils (%)	Spike Rec Water (%)
2.598	Int Std	100.0000	1161131.28	250.0000	100.0000	40.0000	20.0000
4.768	TCMX SURR	72.6945	1253765.60	181.7363	72.6945	29.0778	14.5389
5.620	1016-1	515.7540	223104.16	1289.3849	515.7540	206.3016	103.1508
7.492	1016-2	516.6207	336121.71	1291.5517	516.6207	206.6483	103.3241
7.676	1016-3	520.0691	273656.96	1300.1729	520.0691	208.0277	104.0138
7.965	1016-4	528.6006	209037.95	1321.5014	528.6006	211.4402	105.7201
8.338	1016-5	518.5045	252651.50	1296.2612	518.5045	207.4018	103.7009
10.689	1260-1	532.9493	476705.84	1332.3734	532.9493	213.1797	106.5899
11.470	1260-2	533.2383	297002.40	1333.0957	533.2383	213.2953	106.6477
11.961	1260-3	525.3162	434278.41	1313.2905	525.3162	210.1265	105.0632
12.068	1260-4	555.7431	241835.82	1389.3577	555.7431	222.2972	111.1486
12.503	1260-5	593.3633	230339.43	1483.4083	593.3633	237.3453	118.6727
15.605	DCBP SURR	75.7882	1100406.88	189.4706	75.7882	30.3153	15.1576
		5588.6419	6490037.95				

Client Id: Continuing Calibration

Software Version: 4.1<1L22>
Date: 11/19/2019 10:04 AM
Sample Name : mix 600;53m
Data File : E:\TC2019\ECD8\11-NOV\N18B015.RAW Date: 11/18/2019 02:22 PM
Sequence File: E:\TC2019\ECD8\11-NOV\PCB.SEQ Cycle: 409 Channel : B
Instrument : AUTO_ECD8 Rack/Vial: 0/0 Operator:
Sample Amount : 1.0000 Dilution Factor : 1.00

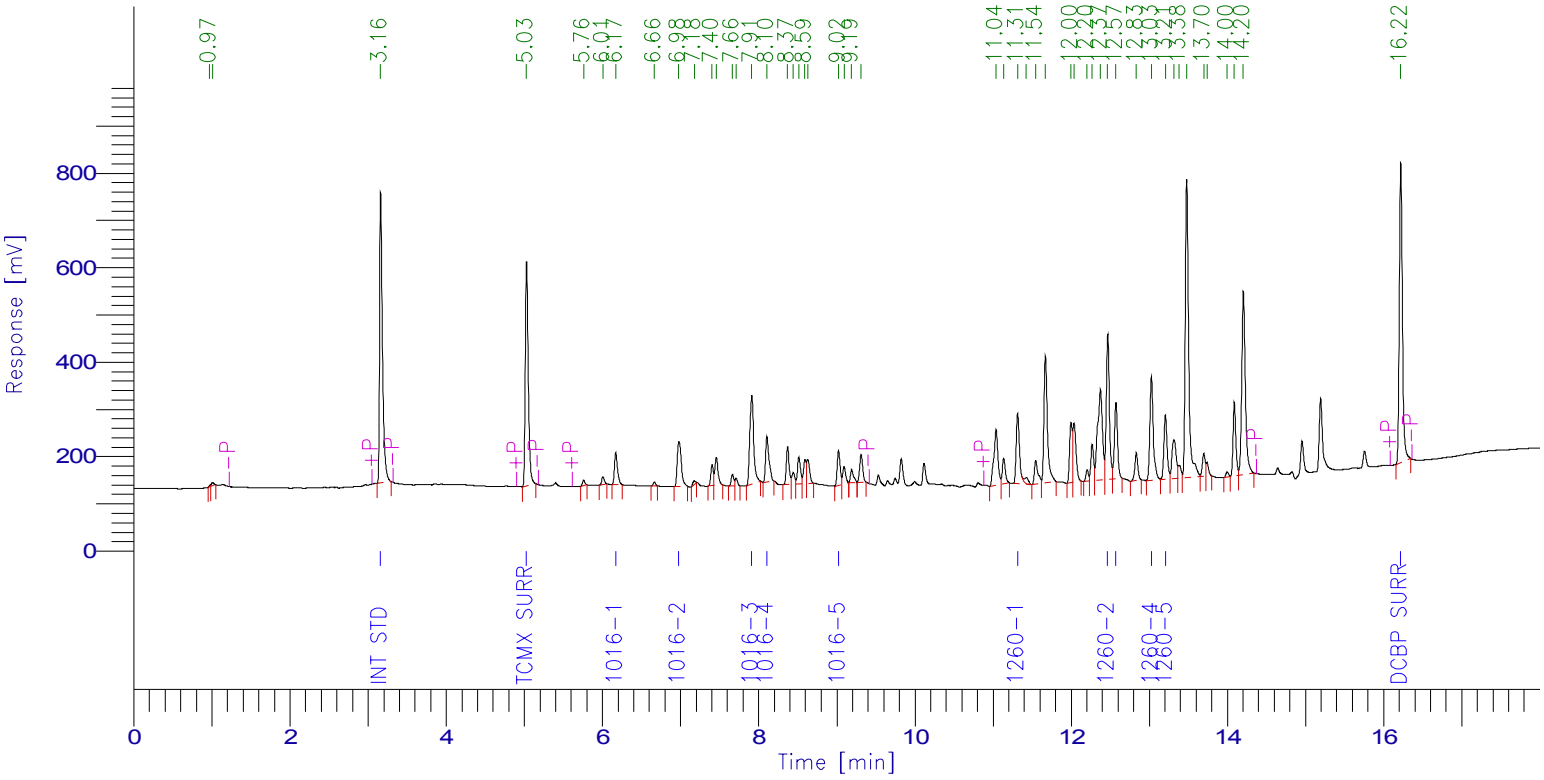

PCB Report

Time [min]	Component Name	Raw Amount	Area [µV·s]	Surrogate SM/WM	Surrogate QC / SL	Spike Rec Soils (%)	Spike Rec Water (%)
3.161	Int Std	100.0000	1588769.92	250.0000	100.0000	40.0000	20.0000
5.028	TCMX SURR	70.8967	1237068.24	177.2418	70.8967	28.3587	14.1793
6.169	1016-1	506.8506	178185.20	1267.1265	506.8506	202.7402	101.3701
6.978	1016-2	588.3848	344566.72	1470.9621	588.3848	235.3539	117.6770
7.911	1016-3	501.5743	654823.20	1253.9356	501.5743	200.6297	100.3149
8.104	1016-4	577.4930	288543.04	1443.7324	577.4930	230.9972	115.4986
9.021	1016-5	542.7392	188025.44	1356.8481	542.7392	217.0957	108.5478
11.313	1260-1	542.6322	446481.44	1356.5804	542.6322	217.0529	108.5264
12.467	1260-2	516.4725	859430.86	1291.1812	516.4725	206.5890	103.2945
12.571	1260-3	551.8154	449030.12	1379.5386	551.8154	220.7262	110.3631
13.025	1260-4	496.6943	665239.46	1241.7357	496.6943	198.6777	99.3389
13.206	1260-5	554.6091	379841.77	1386.5229	554.6091	221.8437	110.9218
16.217	DCBP SURR	69.0561	1743450.88	172.6403	69.0561	27.6224	13.8112
		5619.2182	9023456.28				

1D
PCB ORGANICS ANALYSIS DATA SHEET

CLIENT SAMPLE NO.

CE61964 LCS

Lab Name: Phoenix Environmental Client: NETC

Lab Code: Phoenix Instr: ECD8 Column.: RTX-440 0.32 SDG No.: GCE61964

Matrix: (soil/water) SOIL Lab Sample ID: CE61964 LCS

Sample wt/vol: 15 (g/mL) g Lab File ID: N18A006

% Moisture: n.a. decanted: (Y/N) N Date Received: 11/15/19

Extraction: (SepF/Cont/ASE) 3545 Date Extracted: 11/15/19

Concentrated Extract Volume: 5000 (uL) Date Analyzed: 11/18/19

Injection Volume: 1 (ul) Dilution Factor: 10

CONCENTRATION UNITS: ug/kg

CAS NO.	COMPOUND	CF	CONC	P/C	Q	MDL	PQL
12674-11-2	Aroclor-1016	MC	1630	C		170	170
11104-28-2	Aroclor-1221	MC	170	C	U	170	170
11141-16-5	Aroclor-1232	MC	170	C	U	170	170
53469-21-9	Aroclor-1242	MC	170	C	U	170	170
12672-29-6	Aroclor-1248	MC	170	C	U	170	170
11097-69-1	Aroclor-1254	MC	170	C	U	170	170
11096-82-5	Aroclor-1260	MC	1610	C		170	170
37324-23-5	Aroclor-1262	MC	170	C	U	170	170
11100-14-4	Aroclor-1268	MC	170	C	U	170	170
2051-24-3	Decachlorobiphenyl	1.250	117	C		%	%
877-09-8	Tetrachloro-m-xylene	1.485	103	C		%	%

12674-11-2 Sample Result Calc: ((488.042raw * 10df * 5fv) / (15wt-vol) = 1630
12674-11-2 Sample PQL Calc: (50raw * 10df * 5fv) / (15wt-vol) = 170

Both channels need to have the compound detected for a concentration to be reported on either channel.
U1=Due to matrix interference and/or the presence of a large amount of non-target material, the reporting level for this compound has been elevated.
U2=The presence of this compound was not confirmed by the analyst based on the characteristic pattern matching of multi-component parameters, retention time, and/or peak shape.

P/C: P=Primary Result C=Confirmation Result X=Not Used CF=Calculated Calibration/Response Factor MC=Multi-Component

1D
PCB ORGANICS ANALYSIS DATA SHEET

CLIENT SAMPLE NO.

CE61964 LCS

Lab Name: Phoenix Environmental Client: NETC

Lab Code: Phoenix Instr: ECD8 Column.: Rxi-35Sil 0.32 SDG No.: GCE61964

Matrix: (soil/water) SOIL Lab Sample ID: CE61964 LCS

Sample wt/vol: 15 (g/mL) g Lab File ID: N18B006

% Moisture: n.a. decanted: (Y/N) N Date Received: 11/15/19

Extraction: (SepF/Cont/ASE) 3545 Date Extracted: 11/15/19

Concentrated Extract Volume: 5000 (uL) Date Analyzed: 11/18/19

Injection Volume: 1 (ul) Dilution Factor: 10

CONCENTRATION UNITS: ug/kg

CAS NO.	COMPOUND	CF	CONC	P/C	Q	MDL	PQL
12674-11-2	Aroclor-1016	MC	1710	P		170	170
11104-28-2	Aroclor-1221	MC	170	P	U	170	170
11141-16-5	Aroclor-1232	MC	170	P	U	170	170
53469-21-9	Aroclor-1242	MC	170	P	U	170	170
12672-29-6	Aroclor-1248	MC	170	P	U	170	170
11097-69-1	Aroclor-1254	MC	170	P	U	170	170
11096-82-5	Aroclor-1260	MC	1530	P		170	170
37324-23-5	Aroclor-1262	MC	170	P	U	170	170
11100-14-4	Aroclor-1268	MC	170	P	U	170	170
2051-24-3	Decachlorobiphenyl	1.589	106	P		%	%
877-09-8	Tetrachloro-m-xylene	1.098	101	P		%	%

12674-11-2 Sample Result Calc: ((511.876raw * 10df * 5fv) / (15wt-vol) = 1710
12674-11-2 Sample PQL Calc: (50raw * 10df * 5fv) / (15wt-vol) = 170

Both channels need to have the compound detected for a concentration to be reported on either channel.
U1=Due to matrix interference and/or the presence of a large amount of non-target material, the reporting level for this compound has been elevated.
U2=The presence of this compound was not confirmed by the analyst based on the characteristic pattern matching of multi-component parameters, retention time, and/or peak shape.

P/C: P=Primary Result C=Confirmation Result X=Not Used CF=Calculated Calibration/Response Factor MC=Multi-Component

10A

PCB IDENTIFICATION SUMMARY

CLIENT SAMPLE NO

COMP-1 LCS

Lab Name: Phoenix Environmental Labs Client: NETC

Lab Code: Phoenix Lab File ID: N18A006 | N18B006 SDG No.: GCE61964

Lab SampleID: CE61964 Instrument ID: ECD8 Date Analyzed: 11/18/19 8:14

GC Column(A): RTX-440 ID: 0.32 (mm) GC Column(B): Rxi-35Sil ID: 0.32 (mm)

ANALYTE	COL	RT	RT WINDOW FROM	RT WINDOW TO	CALCULATED CONC	CF	%RPD	*
Aroclor 1016-1	A	5.63	5.57	5.67	1650	0.037	NA	
	B	6.18	6.12	6.22	1610	0.022		
Aroclor 1016-2	A	7.50	7.44	7.54	1620	0.056	NA	
	B	6.99	6.93	7.03	1860	0.037		
Aroclor 1016-3	A	7.68	7.62	7.72	1610	0.045	NA	
	B	7.92	7.86	7.96	1570	0.082		
Aroclor 1016-4	A	7.97	7.91	8.01	1650	0.034	NA	
	B	8.11	8.05	8.15	1830	0.031		
Aroclor 1016-5	A	8.35	8.28	8.38	1610	0.042	NA	
	B	9.03	8.96	9.06	1660	0.022		
Aroclor-1016	A				1630		4.8	
	B				1710			
Aroclor 1260-1	A	10.69	10.62	10.76	1590	0.077	NA	
	B	11.31	11.24	11.38	1500	0.052		
Aroclor 1260-2	A	11.47	11.40	11.54	1550	0.048	NA	
	B	12.47	12.39	12.53	1560	0.105		
Aroclor 1260-3	A	11.96	11.89	12.03	1550	0.071	NA	
	B	12.57	12.49	12.63	1660	0.051		
Aroclor 1260-4	A	12.07	12.00	12.14	1600	0.037	NA	
	B	13.03	12.95	13.09	1470	0.084		
Aroclor 1260-5	A	12.50	12.43	12.57	1760	0.033	NA	
	B	13.21	13.13	13.27	1450	0.043		
Aroclor-1260	A				1610		5.1	
	B				1530			

%RPD must be less than or equal to 40% (*) Criteria exceeded.
NC - (No Criteria) %RPD is not calculated when either result is less than 2 times the reporting level.
CF = Calculated Calibration/Response Factor

FORM 10A

Client Id: QC Laboratory Control Sample (LCS) CE61964

Software Version: 4.1<1L22>
Date: 11/18/2019 10:56 AM
Sample Name : lcs 61964 10x
Data File : E:\TC2019\ECD8\11-NOV\N18A006.RAW Date: 11/18/2019 08:14 AM
Sequence File: E:\TC2019\ECD8\11-NOV\PCB.SEQ Cycle: 400 Channel : A
Instrument : AUTO_ECD8 Rack/Vial: 0/0 Operator:
Sample Amount : 1.0000 Dilution Factor : 1.00

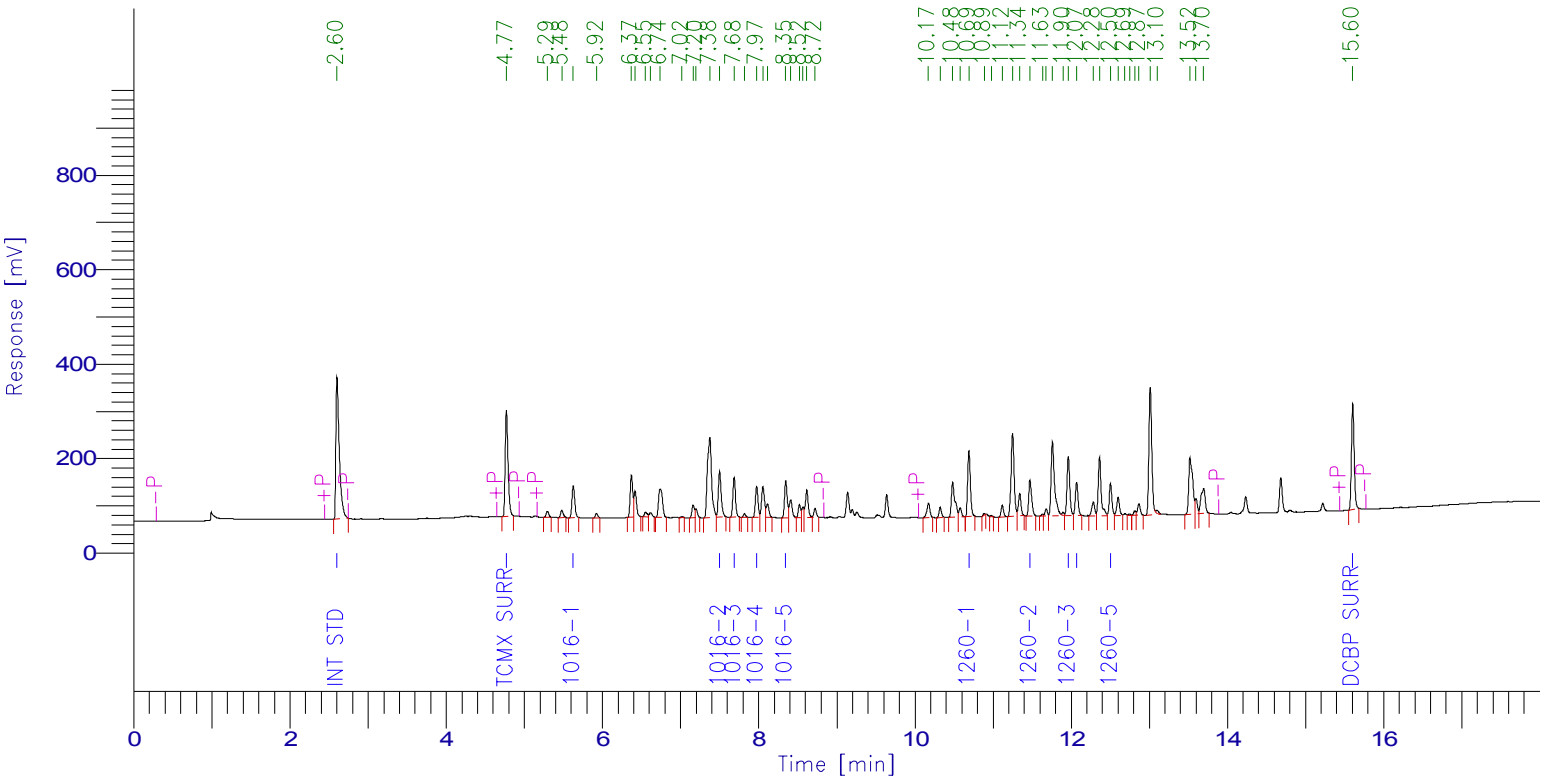

PCB Report

Time [min]	Component Name	Raw Amount	Area [µV·s]	Surrogate SM/WM	Surrogate QC / SL	Spike Rec Soils (%)	Spike Rec Water (%)
2.602	Int Std	100.0000	903567.04	250.0000	100.0000	40.0000	20.0000
4.771	TCMX SURR	41.2144	553150.00	103.0360	41.2144	16.4858	8.2429
5.625	1016-1	494.4785	166452.96	1236.1962	494.4785	197.7914	98.8957
7.500	1016-2	486.5798	246353.05	1216.4496	486.5798	194.6319	97.3160
7.684	1016-3	482.6345	197625.44	1206.5863	482.6345	193.0538	96.5269
7.973	1016-4	493.8663	151979.83	1234.6657	493.8663	197.5465	98.7733
8.345	1016-5	482.6499	183012.47	1206.6248	482.6499	193.0600	96.5300
10.691	1260-1	478.0829	332772.00	1195.2072	478.0829	191.2331	95.6166
11.471	1260-2	463.6247	200948.24	1159.0616	463.6247	185.4499	92.7249
11.962	1260-3	465.5687	299509.25	1163.9217	465.5687	186.2275	93.1137
12.069	1260-4	480.4913	162708.83	1201.2282	480.4913	192.1965	96.0983
12.503	1260-5	529.2366	159873.53	1323.0916	529.2366	211.6947	105.8473
15.603	DCBP SURR	46.7570	528295.68	116.8925	46.7570	18.7028	9.3514
		5045.1846	4086248.32				

Client Id: QC Laboratory Control Sample (LCS) CE61964

Software Version: 4.1<1L22>
Date: 11/18/2019 10:56 AM
Sample Name : lcs 61964 10x
Data File : E:\TC2019\ECD8\11-NOV\N18B006.RAW Date: 11/18/2019 08:14 AM
Sequence File: E:\TC2019\ECD8\11-NOV\PCB.SEQ Cycle: 400 Channel : B
Instrument : AUTO_ECD8 Rack/Vial: 0/0 Operator:
Sample Amount : 1.0000 Dilution Factor : 1.00

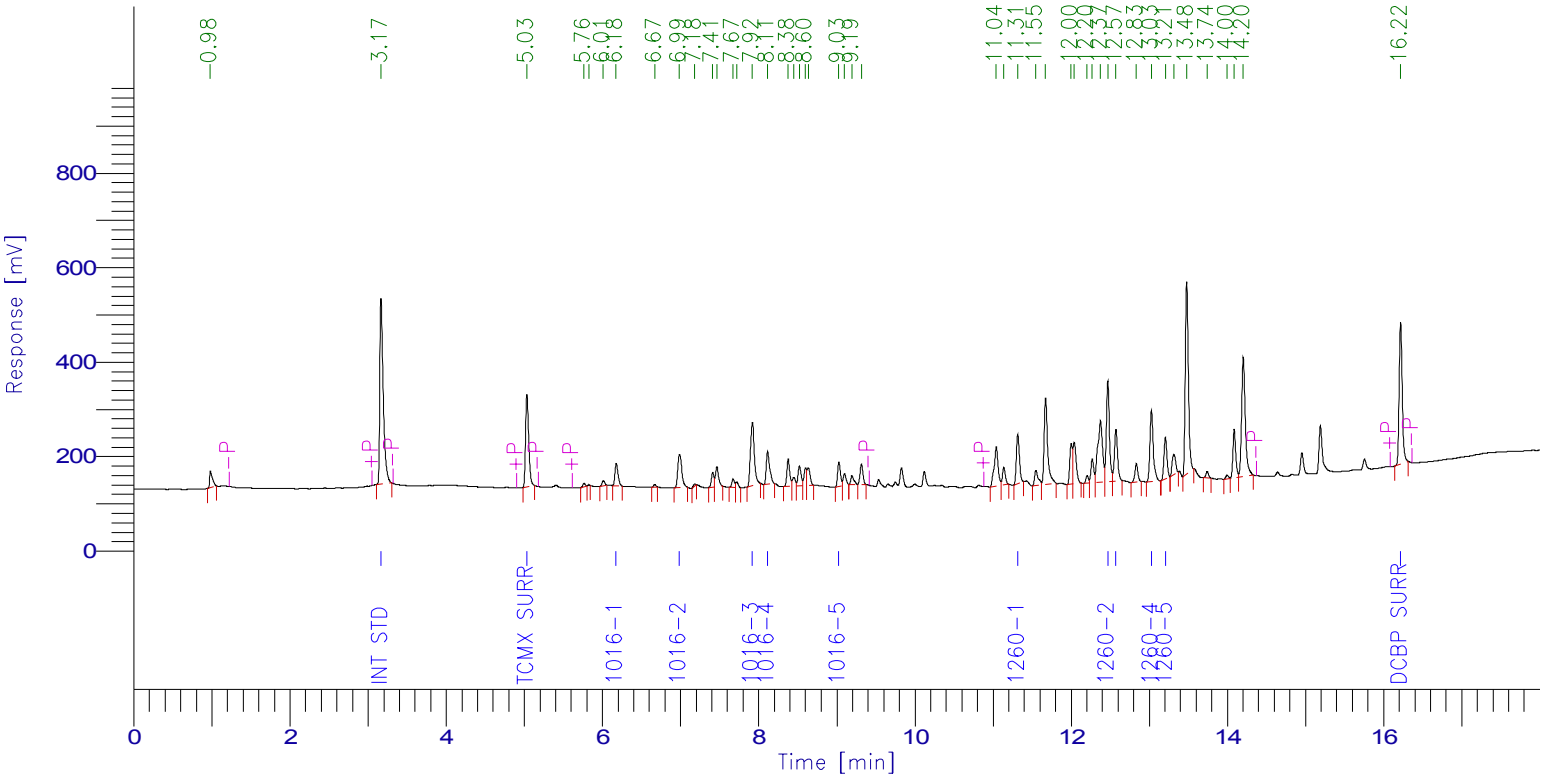

PCB Report

Time [min]	Component Name	Raw Amount	Area [µV·s]	Surrogate SM/WM	Surrogate QC / SL	Spike Rec Soils (%)	Spike Rec Water (%)
3.165	Int Std	100.0000	1210143.20	250.0000	100.0000	40.0000	20.0000
5.032	TCMX SURR	40.5649	539130.24	101.4123	40.5649	16.2260	8.1130
6.176	1016-1	483.4727	129461.12	1208.6818	483.4727	193.3891	96.6945
6.986	1016-2	559.0331	249359.04	1397.5827	559.0331	223.6132	111.8066
7.919	1016-3	469.8276	467200.32	1174.5691	469.8276	187.9311	93.9655
8.113	1016-4	549.2858	209044.16	1373.2145	549.2858	219.7143	109.8572
9.026	1016-5	497.7624	131347.93	1244.4060	497.7624	199.1050	99.5525
11.314	1260-1	448.9303	281353.68	1122.3259	448.9303	179.5721	89.7861
12.467	1260-2	467.0677	591996.84	1167.6694	467.0677	186.8271	93.4135
12.571	1260-3	498.2710	308832.48	1245.6774	498.2710	199.3084	99.6542
13.026	1260-4	440.7737	449655.84	1101.9342	440.7737	176.3095	88.1547
13.205	1260-5	434.4225	226622.88	1086.0562	434.4225	173.7690	86.8845
16.215	DCBP SURR	42.5843	818903.84	106.4607	42.5843	17.0337	8.5169
		5031.9960	5613051.57				

1D
PCB ORGANICS ANALYSIS DATA SHEET

CLIENT SAMPLE NO.

CE61964 LCSD

Lab Name: Phoenix Environmental Client: NETC

Lab Code: Phoenix Instr: ECD8 Column.: RTX-440 0.32 SDG No.: GCE61964

Matrix: (soil/water) SOIL Lab Sample ID: CE61964 LCSD

Sample wt/vol: 15 (g/mL) g Lab File ID: N18A007

% Moisture: n.a. decanted: (Y/N) N Date Received: 11/15/19

Extraction: (SepF/Cont/ASE) 3545 Date Extracted: 11/15/19

Concentrated Extract Volume: 5000 (uL) Date Analyzed: 11/18/19

Injection Volume: 1 (ul) Dilution Factor: 10

CONCENTRATION UNITS: ug/kg

CAS NO.	COMPOUND	CF	CONC	P/C	Q	MDL	PQL
12674-11-2	Aroclor-1016	MC	1660	C		170	170
11104-28-2	Aroclor-1221	MC	170	C	U	170	170
11141-16-5	Aroclor-1232	MC	170	C	U	170	170
53469-21-9	Aroclor-1242	MC	170	C	U	170	170
12672-29-6	Aroclor-1248	MC	170	C	U	170	170
11097-69-1	Aroclor-1254	MC	170	C	U	170	170
11096-82-5	Aroclor-1260	MC	1600	C		170	170
37324-23-5	Aroclor-1262	MC	170	C	U	170	170
11100-14-4	Aroclor-1268	MC	170	C	U	170	170
2051-24-3	Decachlorobiphenyl	1.250	101	C		%	%
877-09-8	Tetrachloro-m-xylene	1.485	106	C		%	%

12674-11-2 Sample Result Calc: ((497.85raw * 10df * 5fv) / (15wt-vol) = 1660
12674-11-2 Sample PQL Calc: (50raw * 10df * 5fv) / (15wt-vol) = 170

Both channels need to have the compound detected for a concentration to be reported on either channel.
U1=Due to matrix interference and/or the presence of a large amount of non-target material, the reporting level for this compound has been elevated.
U2=The presence of this compound was not confirmed by the analyst based on the characteristic pattern matching of multi-component parameters, retention time, and/or peak shape.

P/C: P=Primary Result C=Confirmation Result X=Not Used CF=Calculated Calibration/Response Factor MC=Multi-Component

1D
PCB ORGANICS ANALYSIS DATA SHEET

CLIENT SAMPLE NO.

CE61964 LCSD

Lab Name: Phoenix Environmental Client: NETC

Lab Code: Phoenix Instr: ECD8 Column.: Rxi-35Sil 0.32 SDG No.: GCE61964

Matrix: (soil/water) SOIL Lab Sample ID: CE61964 LCSD

Sample wt/vol: 15 (g/mL) g Lab File ID: N18B007

% Moisture: n.a. decanted: (Y/N) N Date Received: 11/15/19

Extraction: (SepF/Cont/ASE) 3545 Date Extracted: 11/15/19

Concentrated Extract Volume: 5000 (uL) Date Analyzed: 11/18/19

Injection Volume: 1 (ul) Dilution Factor: 10

CONCENTRATION UNITS: ug/kg

CAS NO.	COMPOUND	CF	CONC	P/C	Q	MDL	PQL
12674-11-2	Aroclor-1016	MC	1770	P		170	170
11104-28-2	Aroclor-1221	MC	170	P	U	170	170
11141-16-5	Aroclor-1232	MC	170	P	U	170	170
53469-21-9	Aroclor-1242	MC	170	P	U	170	170
12672-29-6	Aroclor-1248	MC	170	P	U	170	170
11097-69-1	Aroclor-1254	MC	170	P	U	170	170
11096-82-5	Aroclor-1260	MC	1580	P		170	170
37324-23-5	Aroclor-1262	MC	170	P	U	170	170
11100-14-4	Aroclor-1268	MC	170	P	U	170	170
2051-24-3	Decachlorobiphenyl	1.589	93	P		%	%
877-09-8	Tetrachloro-m-xylene	1.098	106	P		%	%

12674-11-2 Sample Result Calc: ((531.888raw * 10df * 5fv) / (15wt-vol) = 1770
12674-11-2 Sample PQL Calc: (50raw * 10df * 5fv) / (15wt-vol) = 170

Both channels need to have the compound detected for a concentration to be reported on either channel.
U1=Due to matrix interference and/or the presence of a large amount of non-target material, the reporting level for this compound has been elevated.
U2=The presence of this compound was not confirmed by the analyst based on the characteristic pattern matching of multi-component parameters, retention time, and/or peak shape.

P/C: P=Primary Result C=Confirmation Result X=Not Used CF=Calculated Calibration/Response Factor MC=Multi-Component

10A

PCB IDENTIFICATION SUMMARY

CLIENT SAMPLE NO

COMP-1 LCSD

Lab Name: Phoenix Environmental Labs Client: NETC

Lab Code: Phoenix Lab File ID: N18A007 | N18B007 SDG No.: GCE61964

Lab SampleID: CE61964 Instrument ID: ECD8 Date Analyzed: 11/18/19 8:36

GC Column(A): RTX-440 ID: 0.32 (mm) GC Column(B): Rxi-35Sil ID: 0.32 (mm)

ANALYTE	COL	RT	RT WINDOW FROM	RT WINDOW TO	CALCULATED CONC	CF	%RPD	*
Aroclor 1016-1	A	5.62	5.57	5.67	1690	0.037	NA	
	B	6.17	6.12	6.22	1670	0.022		
Aroclor 1016-2	A	7.49	7.44	7.54	1640	0.056	NA	
	B	6.98	6.93	7.03	1940	0.037		
Aroclor 1016-3	A	7.67	7.62	7.72	1630	0.045	NA	
	B	7.91	7.86	7.96	1630	0.082		
Aroclor 1016-4	A	7.96	7.91	8.01	1690	0.034	NA	
	B	8.10	8.05	8.15	1910	0.031		
Aroclor 1016-5	A	8.33	8.28	8.38	1640	0.042	NA	
	B	9.02	8.96	9.06	1720	0.022		
Aroclor-1016	A				1660		6.4	
	B				1770			
Aroclor 1260-1	A	10.68	10.62	10.76	1620	0.077	NA	
	B	11.31	11.24	11.38	1560	0.052		
Aroclor 1260-2	A	11.47	11.40	11.54	1560	0.048	NA	
	B	12.46	12.39	12.53	1620	0.105		
Aroclor 1260-3	A	11.96	11.89	12.03	1570	0.071	NA	
	B	12.57	12.49	12.63	1710	0.051		
Aroclor 1260-4	A	12.06	12.00	12.14	1610	0.037	NA	
	B	13.02	12.95	13.09	1520	0.084		
Aroclor 1260-5	A	12.50	12.43	12.57	1640	0.033	NA	
	B	13.20	13.13	13.27	1490	0.043		
Aroclor-1260	A				1600		1.3	
	B				1580			

%RPD must be less than or equal to 40% (*) Criteria exceeded.
NC - (No Criteria) %RPD is not calculated when either result is less than 2 times the reporting level.
CF = Calculated Calibration/Response Factor

FORM 10A

Client Id: QC Laboratory Control Sample Duplicate (LCSD) CE61964

Software Version: 4.1<1L22>
Date: 11/18/2019 10:56 AM
Sample Name : lcsd 61964 10x
Data File : E:\TC2019\ECD8\11-NOV\N18A007.RAW Date: 11/18/2019 08:36 AM
Sequence File: E:\TC2019\ECD8\11-NOV\PCB.SEQ Cycle: 401 Channel : A
Instrument : AUTO_ECD8 Rack/Vial: 0/0 Operator:
Sample Amount : 1.0000 Dilution Factor : 1.00

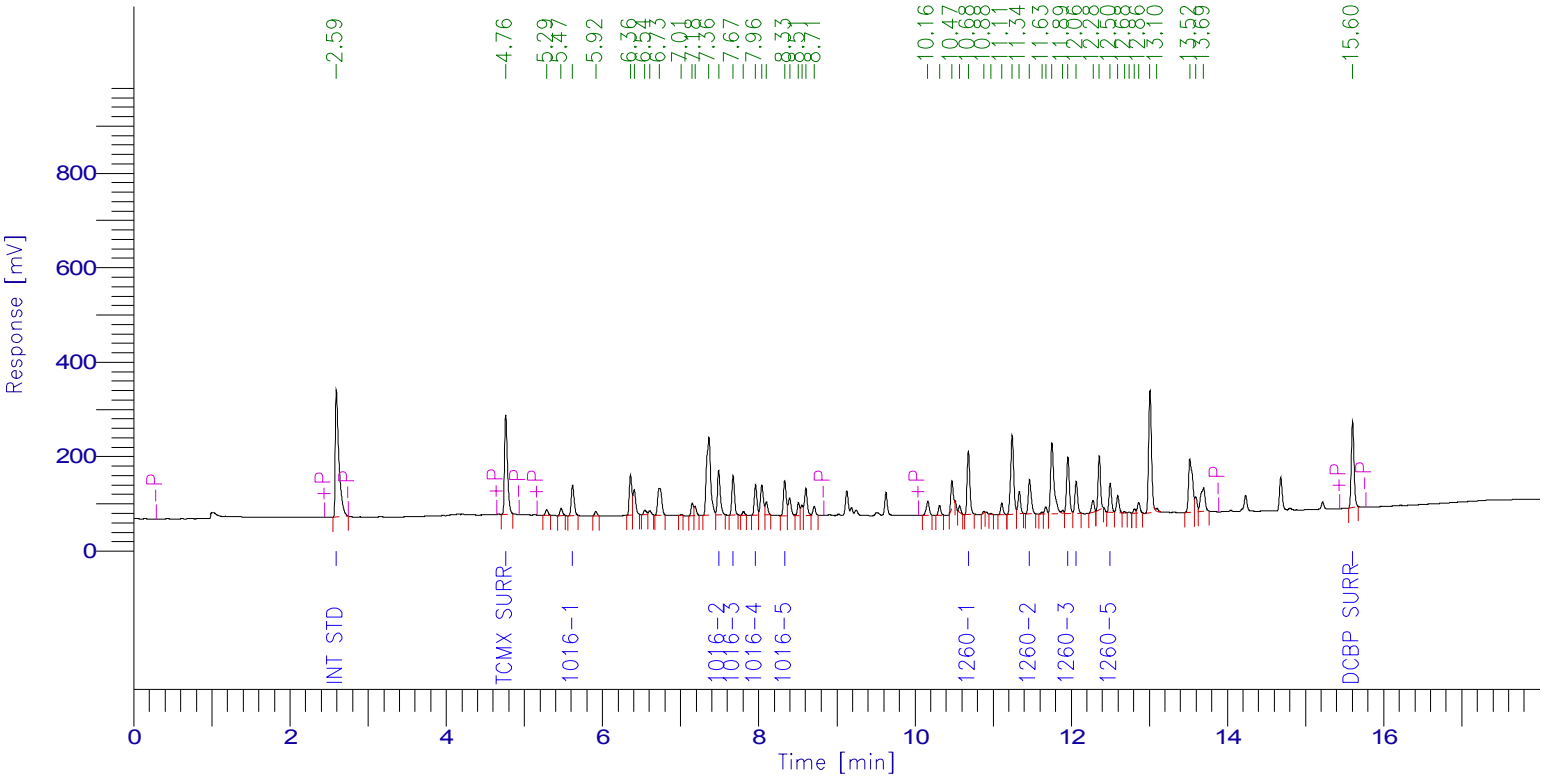

PCB Report

Time [min]	Component Name	Raw Amount	Area [µV·s]	Surrogate SM/WM	Surrogate QC / SL	Spike Rec Soils (%)	Spike Rec Water (%)
2.594	Int Std	100.0000	862814.56	250.0000	100.0000	40.0000	20.0000
4.762	TCMX SURR	42.2924	542017.60	105.7310	42.2924	16.9170	8.4585
5.616	1016-1	506.8561	162924.32	1267.1403	506.8561	202.7424	101.3712
7.488	1016-2	492.6050	238155.03	1231.5126	492.6050	197.0420	98.5210
7.671	1016-3	489.7204	191482.80	1224.3011	489.7204	195.8882	97.9441
7.960	1016-4	506.9676	148975.17	1267.4191	506.9676	202.7871	101.3935
8.332	1016-5	493.1000	178542.06	1232.7501	493.1000	197.2400	98.6200
10.684	1260-1	486.6538	323460.16	1216.6345	486.6538	194.6615	97.3308
11.466	1260-2	469.0073	194112.88	1172.5182	469.0073	187.6029	93.8015
11.958	1260-3	471.2771	289507.58	1178.1928	471.2771	188.5109	94.2554
12.064	1260-4	484.1459	156552.13	1210.3648	484.1459	193.6584	96.8292
12.499	1260-5	492.3902	142034.28	1230.9756	492.3902	196.9561	98.4780
15.601	DCBP SURR	40.2092	433823.60	100.5230	40.2092	16.0837	8.0418
		5075.2253	3864402.18				

Client Id: QC Laboratory Control Sample Duplicate (LCSD) CE61964

Software Version: 4.1<1L22>
Date: 11/18/2019 10:56 AM
Sample Name : lcsd 61964 10x
Data File : E:\TC2019\ECD8\11-NOV\N18B007.RAW Date: 11/18/2019 08:36 AM
Sequence File: E:\TC2019\ECD8\11-NOV\PCB.SEQ Cycle: 401 Channel : B
Instrument : AUTO_ECD8 Rack/Vial: 0/0 Operator:
Sample Amount : 1.0000 Dilution Factor : 1.00

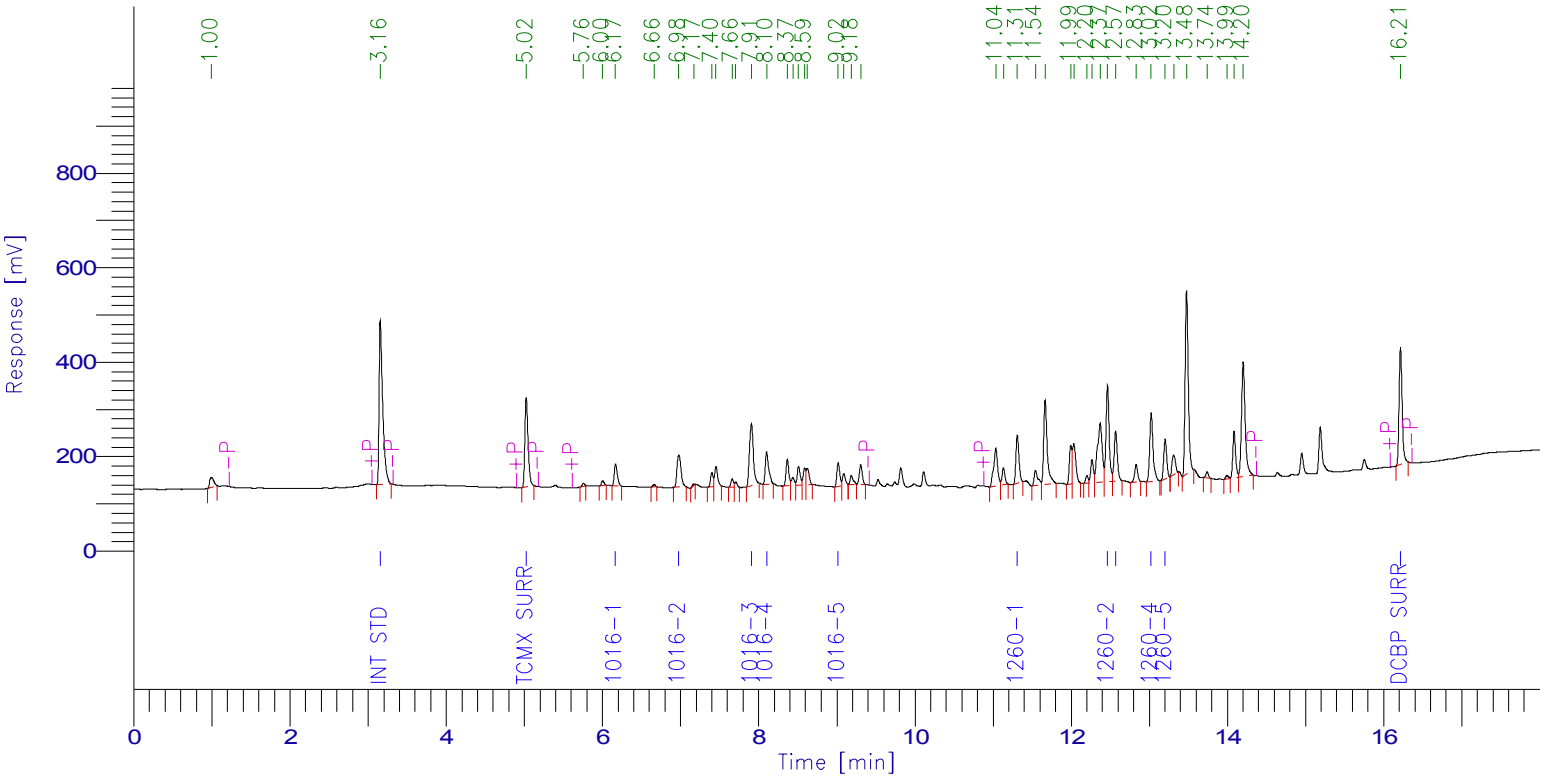

PCB Report

Time [min]	Component Name	Raw Amount	Area [µV·s]	Surrogate SM/WM	Surrogate QC / SL	Spike Rec Soils (%)	Spike Rec Water (%)
3.155	Int Std	100.0000	1131626.64	250.0000	100.0000	40.0000	20.0000
5.023	TCMX SURR	42.5801	529195.28	106.4502	42.5801	17.0320	8.5160
6.167	1016-1	501.3182	125529.92	1253.2954	501.3182	200.5273	100.2636
6.976	1016-2	581.4029	242510.88	1453.5073	581.4029	232.5612	116.2806
7.906	1016-3	488.6013	454344.80	1221.5032	488.6013	195.4405	97.7203
8.101	1016-4	572.5632	203764.96	1431.4080	572.5632	229.0253	114.5126
9.017	1016-5	515.5549	127216.22	1288.8873	515.5549	206.2220	103.1110
11.308	1260-1	467.0094	273694.24	1167.5235	467.0094	186.8038	93.4019
12.463	1260-2	486.4401	576547.77	1216.1003	486.4401	194.5760	97.2880
12.567	1260-3	513.0853	297381.08	1282.7132	513.0853	205.2341	102.6171
13.023	1260-4	454.5059	433581.28	1136.2648	454.5059	181.8024	90.9012
13.203	1260-5	447.7760	218433.20	1119.4400	447.7760	179.1104	89.5552
16.213	DCBP SURR	37.3718	672038.24	93.4295	37.3718	14.9487	7.4744
		5208.2091	5285864.51				

1D
PCB ORGANICS ANALYSIS DATA SHEET

CLIENT SAMPLE NO.

COMP-1 MS

Lab Name: Phoenix Environmental Client: NETC

Lab Code: Phoenix Instr: ECD8 Column.: RTX-440 0.32 SDG No.: GCE61964

Matrix: (soil/water) SOIL Lab Sample ID: CE61964 MS

Sample wt/vol: 15.26 (g/mL) g Lab File ID: N18A008

% Moisture: 5 decanted: (Y/N) N Date Received: 11/15/19

Extraction: (SepF/Cont/ASE) 3545 Date Extracted: 11/15/19

Concentrated Extract Volume: 5000 (uL) Date Analyzed: 11/18/19

Injection Volume: 1 (ul) Dilution Factor: 10

CONCENTRATION UNITS: ug/kg

CAS NO.	COMPOUND	CF	CONC	P/C	Q	MDL	PQL
12674-11-2	Aroclor-1016	MC	1330	C		170	170
11104-28-2	Aroclor-1221	MC	170	C	U	170	170
11141-16-5	Aroclor-1232	MC	170	C	U	170	170
53469-21-9	Aroclor-1242	MC	170	C	U	170	170
12672-29-6	Aroclor-1248	MC	170	C	U	170	170
11097-69-1	Aroclor-1254	MC	170	C	U	170	170
11096-82-5	Aroclor-1260	MC	1360	C		170	170
37324-23-5	Aroclor-1262	MC	170	C	U	170	170
11100-14-4	Aroclor-1268	MC	170	C	U	170	170
2051-24-3	Decachlorobiphenyl	1.250	81	C		%	%
877-09-8	Tetrachloro-m-xylene	1.485	77	C		%	%

12674-11-2 Sample Result Calc: ((384.196raw * 10df * 5fv) / (15.26wt-vol * 0.95%sol) = 1330

12674-11-2 Sample PQL Calc: (50raw * 10df * 5fv) / (15.26wt-vol * 0.95%sol) = 170

Both channels need to have the compound detected for a concentration to be reported on either channel.

U1=Due to matrix interference and/or the presence of a large amount of non-target material, the reporting level for this compound has been elevated.

U2=The presence of this compound was not confirmed by the analyst based on the characteristic pattern matching of multi-component parameters, retention time, and/or peak shape.

P/C: P=Primary Result C=Confirmation Result X=Not Used CF=Calculated Calibration/Response Factor MC=Multi-Component

1D
PCB ORGANICS ANALYSIS DATA SHEET

CLIENT SAMPLE NO.

COMP-1 MS

Lab Name: Phoenix Environmental Client: NETC

Lab Code: Phoenix Instr: ECD8 Column.: Rxi-35Sil 0.32 SDG No.: GCE61964

Matrix: (soil/water) SOIL Lab Sample ID: CE61964 MS

Sample wt/vol: 15.26 (g/mL) g Lab File ID: N18B008

% Moisture: 5 decanted: (Y/N) N Date Received: 11/15/19

Extraction: (SepF/Cont/ASE) 3545 Date Extracted: 11/15/19

Concentrated Extract Volume: 5000 (uL) Date Analyzed: 11/18/19

Injection Volume: 1 (ul) Dilution Factor: 10

CONCENTRATION UNITS: ug/kg

CAS NO.	COMPOUND	CF	CONC	P/C	Q	MDL	PQL
12674-11-2	Aroclor-1016	MC	1340	P		170	170
11104-28-2	Aroclor-1221	MC	170	P	U	170	170
11141-16-5	Aroclor-1232	MC	170	P	U	170	170
53469-21-9	Aroclor-1242	MC	170	P	U	170	170
12672-29-6	Aroclor-1248	MC	170	P	U	170	170
11097-69-1	Aroclor-1254	MC	170	P	U	170	170
11096-82-5	Aroclor-1260	MC	1250	P		170	170
37324-23-5	Aroclor-1262	MC	170	P	U	170	170
11100-14-4	Aroclor-1268	MC	170	P	U	170	170
2051-24-3	Decachlorobiphenyl	1.589	73	P		%	%
877-09-8	Tetrachloro-m-xylene	1.098	73	P		%	%

12674-11-2 Sample Result Calc: ((389.312raw * 10df * 5fv) / (15.26wt-vol * 0.95%sol) = 1340
12674-11-2 Sample PQL Calc: (50raw * 10df * 5fv) / (15.26wt-vol * 0.95%sol) = 170

Both channels need to have the compound detected for a concentration to be reported on either channel.
U1=Due to matrix interference and/or the presence of a large amount of non-target material, the reporting level for this compound has been elevated.
U2=The presence of this compound was not confirmed by the analyst based on the characteristic pattern matching of multi-component parameters, retention time, and/or peak shape.

P/C: P=Primary Result C=Confirmation Result X=Not Used CF=Calculated Calibration/Response Factor MC=Multi-Component

10A

PCB IDENTIFICATION SUMMARY

CLIENT SAMPLE NO

COMP-1 MS

Lab Name: Phoenix Environmental Labs Client: NETC

Lab Code: Phoenix Lab File ID: N18A008 | N18B008 SDG No.: GCE61964

Lab SampleID: CE61964 Instrument ID: ECD8 Date Analyzed: 11/18/19 9:06

GC Column(A): RTX-440 ID: 0.32 (mm) GC Column(B): Rxi-35Sil ID: 0.32 (mm)

ANALYTE	COL	RT	RT WINDOW FROM	RT WINDOW TO	CALCULATED CONC	CF	%RPD	*
Aroclor 1016-1	A	5.59	5.57	5.67	1310	0.037	NA	
	B	6.14	6.12	6.22	1250	0.022		
Aroclor 1016-2	A	7.47	7.44	7.54	1320	0.056	NA	
	B	6.95	6.93	7.03	1220	0.037		
Aroclor 1016-3	A	7.66	7.62	7.72	1310	0.045	NA	
	B	7.89	7.86	7.96	1210	0.082		
Aroclor 1016-4	A	7.95	7.91	8.01	1360	0.034	NA	
	B	8.08	8.05	8.15	1290	0.031		
Aroclor 1016-5	A	8.32	8.28	8.38	1320	0.042	NA	
	B	9.00	8.96	9.06	1740	0.022		
Aroclor-1016	A				1330		0.7	
	B				1340			
Aroclor 1260-1	A	10.68	10.62	10.76	1360	0.077	NA	
	B	11.30	11.24	11.38	1230	0.052		
Aroclor 1260-2	A	11.46	11.40	11.54	1320	0.048	NA	
	B	12.46	12.39	12.53	1280	0.105		
Aroclor 1260-3	A	11.95	11.89	12.03	1330	0.071	NA	
	B	12.56	12.49	12.63	1320	0.051		
Aroclor 1260-4	A	12.06	12.00	12.14	1360	0.037	NA	
	B	13.02	12.95	13.09	1230	0.084		
Aroclor 1260-5	A	12.50	12.43	12.57	1400	0.033	NA	
	B	13.20	13.13	13.27	1180	0.043		
Aroclor-1260	A				1360		8.4	
	B				1250			

%RPD must be less than or equal to 40% (*) Criteria exceeded.
NC - (No Criteria) %RPD is not calculated when either result is less than 2 times the reporting level.
CF = Calculated Calibration/Response Factor

FORM 10A

Client Id: QC Matrix Sample (MS) COMP-1

Software Version: 4.1<1L22>
Date: 11/18/2019 10:56 AM
Sample Name : ms 61964 10x
Data File : E:\TC2019\ECD8\11-NOV\N18A008.RAW Date: 11/18/2019 09:06 AM
Sequence File: E:\TC2019\ECD8\11-NOV\PCB.SEQ Cycle: 402 Channel : A
Instrument : AUTO_ECD8 Rack/Vial: 0/0 Operator:
Sample Amount : 1.0000 Dilution Factor : 1.00

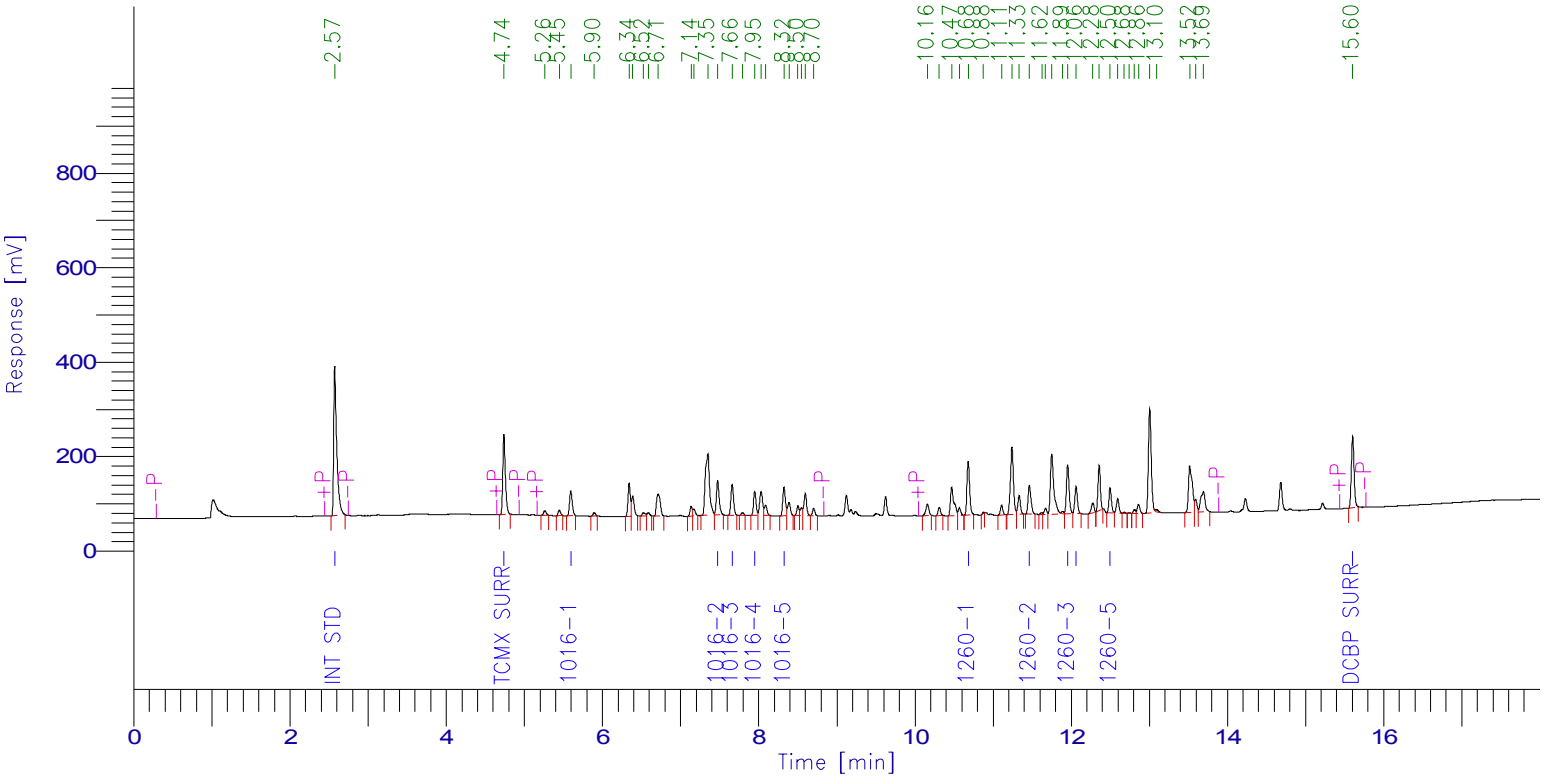

PCB Report

Time [min]	Component Name	Raw Amount	Area [µV·s]	Surrogate SM/WM	Surrogate QC / SL	Spike Rec Soils (%)	Spike Rec Water (%)
2.572	Int Std	100.0000	881737.04	250.0000	100.0000	40.0000	20.0000
4.738	TCMX SURR	30.7116	402230.96	76.7791	30.7116	12.2847	6.1423
5.594	1016-1	380.5645	125011.84	951.4113	380.5645	152.2258	76.1129
7.474	1016-2	382.3390	188899.64	955.8475	382.3390	152.9356	76.4678
7.660	1016-3	380.6061	152082.40	951.5153	380.6061	152.2425	76.1212
7.949	1016-4	394.1640	118367.42	985.4099	394.1640	157.6656	78.8328
8.323	1016-5	383.3087	141832.52	958.2717	383.3087	153.3235	76.6617
10.682	1260-1	395.5173	268650.56	988.7932	395.5173	158.2069	79.1035
11.463	1260-2	383.6848	162282.24	959.2120	383.6848	153.4739	76.7370
11.954	1260-3	385.3316	241902.22	963.3291	385.3316	154.1326	77.0663
12.062	1260-4	395.3254	130634.86	988.3136	395.3254	158.1302	79.0651
12.497	1260-5	404.8330	119338.70	1012.0826	404.8330	161.9332	80.9666
15.602	DCBP SURR	32.5100	358448.32	81.2751	32.5100	13.0040	6.5020
		4048.8962	3291418.73				

Client Id: QC Matrix Sample (MS) COMP-1

Software Version: 4.1<1L22>
Date: 11/18/2019 10:56 AM
Sample Name : ms 61964 10x
Data File : E:\TC2019\ECD8\11-NOV\N18B008.RAW Date: 11/18/2019 09:06 AM
Sequence File: E:\TC2019\ECD8\11-NOV\PCB.SEQ Cycle: 402 Channel : B
Instrument : AUTO_ECD8 Rack/Vial: 0/0 Operator:
Sample Amount : 1.0000 Dilution Factor : 1.00

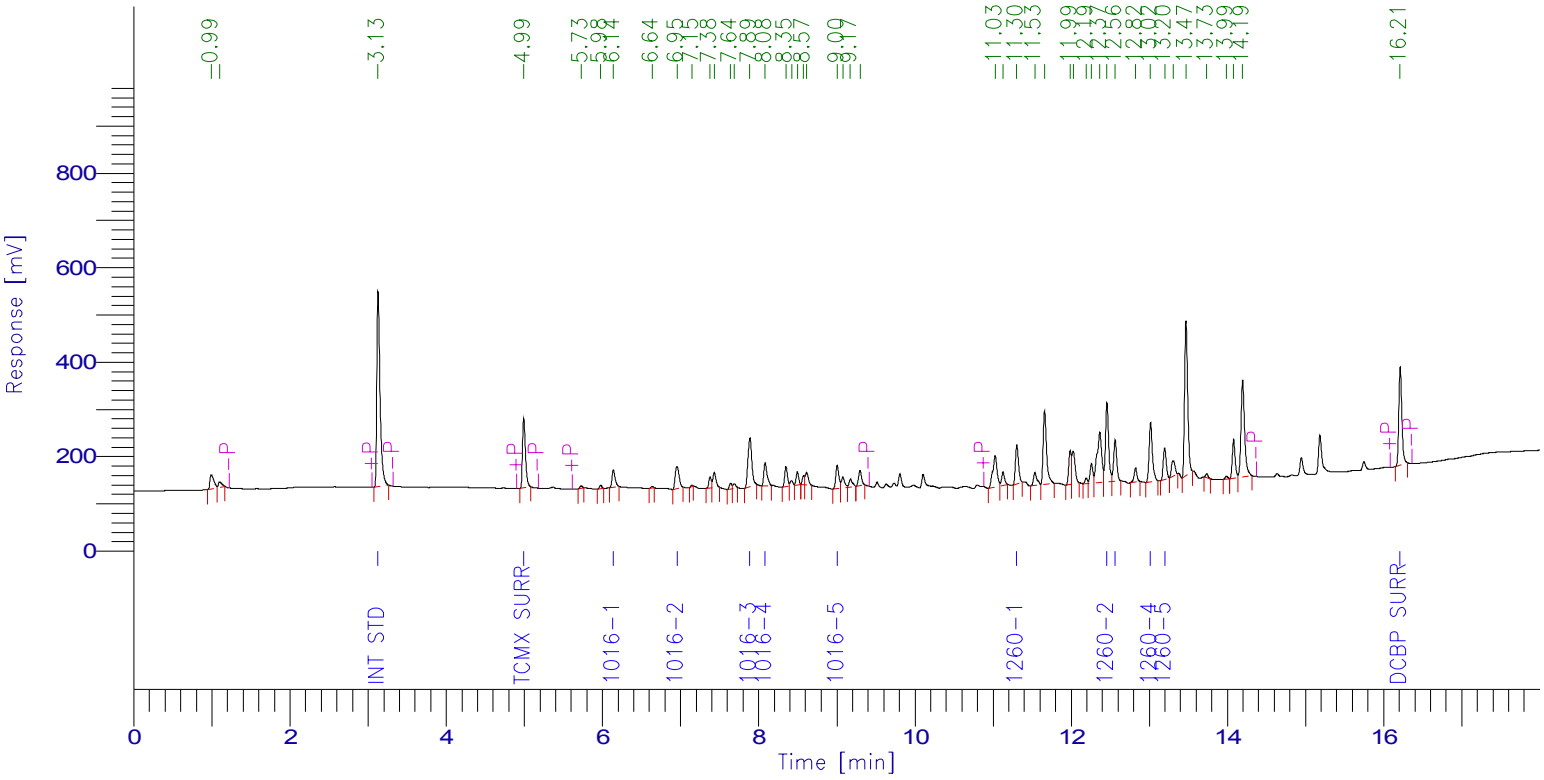

PCB Report

Time [min]	Component Name	Raw Amount	Area [µV·s]	Surrogate SM/WM	Surrogate QC / SL	Spike Rec Soils (%)	Spike Rec Water (%)
3.126	Int Std	100.0000	1202239.52	250.0000	100.0000	40.0000	20.0000
4.993	TCMX SURR	29.3091	386989.92	73.2727	29.3091	11.7236	5.8618
6.139	1016-1	363.8660	96797.28	909.6651	363.8660	145.5464	72.7732
6.953	1016-2	353.2698	156548.32	883.1746	353.2698	141.3079	70.6540
7.887	1016-3	351.8490	347596.32	879.6226	351.8490	140.7396	70.3698
8.082	1016-4	374.3666	141543.84	935.9165	374.3666	149.7466	74.8733
9.004	1016-5	503.2104	131918.28	1258.0260	503.2104	201.2842	100.6421
11.303	1260-1	355.5656	221384.72	888.9141	355.5656	142.2263	71.1131
12.456	1260-2	369.7875	465635.37	924.4687	369.7875	147.9150	73.9575
12.561	1260-3	381.8527	235129.70	954.6317	381.8527	152.7411	76.3705
13.015	1260-4	356.6849	361496.00	891.7121	356.6849	142.6739	71.3370
13.197	1260-5	343.1626	177846.64	857.9066	343.1626	137.2650	68.6325
16.210	DCBP SURR	29.0412	554819.36	72.6029	29.0412	11.6165	5.8082
		3911.9654	4479945.27				

1D
PCB ORGANICS ANALYSIS DATA SHEET

CLIENT SAMPLE NO.

COMP-1 MSD

Lab Name: Phoenix Environmental Client: NETC

Lab Code: Phoenix Instr: ECD8 Column.: RTX-440 0.32 SDG No.: GCE61964

Matrix: (soil/water) SOIL Lab Sample ID: CE61964 MSD

Sample wt/vol: 15.35 (g/mL) g Lab File ID: N18A009

% Moisture: 5 decanted: (Y/N) N Date Received: 11/15/19

Extraction: (SepF/Cont/ASE) 3545 Date Extracted: 11/15/19

Concentrated Extract Volume: 5000 (uL) Date Analyzed: 11/18/19

Injection Volume: 1 (ul) Dilution Factor: 10

CONCENTRATION UNITS: ug/kg

CAS NO.	COMPOUND	CF	CONC	P/C	Q	MDL	PQL
12674-11-2	Aroclor-1016	MC	1250	C		170	170
11104-28-2	Aroclor-1221	MC	170	C	U	170	170
11141-16-5	Aroclor-1232	MC	170	C	U	170	170
53469-21-9	Aroclor-1242	MC	170	C	U	170	170
12672-29-6	Aroclor-1248	MC	170	C	U	170	170
11097-69-1	Aroclor-1254	MC	170	C	U	170	170
11096-82-5	Aroclor-1260	MC	1300	C		170	170
37324-23-5	Aroclor-1262	MC	170	C	U	170	170
11100-14-4	Aroclor-1268	MC	170	C	U	170	170
2051-24-3	Decachlorobiphenyl	1.250	79	C		%	%
877-09-8	Tetrachloro-m-xylene	1.485	73	C		%	%

12674-11-2 Sample Result Calc: ((363.444raw * 10df * 5fv) / (15.35wt-vol * 0.95%sol) = 1250

12674-11-2 Sample PQL Calc: (50raw * 10df * 5fv) / (15.35wt-vol * 0.95%sol) = 170

Both channels need to have the compound detected for a concentration to be reported on either channel.

U1=Due to matrix interference and/or the presence of a large amount of non-target material, the reporting level for this compound has been elevated.

U2=The presence of this compound was not confirmed by the analyst based on the characteristic pattern matching of multi-component parameters, retention time, and/or peak shape.

P/C: P=Primary Result C=Confirmation Result X=Not Used CF=Calculated Calibration/Response Factor MC=Multi-Component

1D
PCB ORGANICS ANALYSIS DATA SHEET

CLIENT SAMPLE NO.

COMP-1 MSD

Lab Name: Phoenix Environmental Client: NETC

Lab Code: Phoenix Instr: ECD8 Column.: Rxi-35Sil 0.32 SDG No.: GCE61964

Matrix: (soil/water) SOIL Lab Sample ID: CE61964 MSD

Sample wt/vol: 15.35 (g/mL) g Lab File ID: N18B009

% Moisture: 5 decanted: (Y/N) N Date Received: 11/15/19

Extraction: (SepF/Cont/ASE) 3545 Date Extracted: 11/15/19

Concentrated Extract Volume: 5000 (uL) Date Analyzed: 11/18/19

Injection Volume: 1 (ul) Dilution Factor: 10

CONCENTRATION UNITS: ug/kg

CAS NO.	COMPOUND	CF	CONC	P/C	Q	MDL	PQL
12674-11-2	Aroclor-1016	MC	1270	P		170	170
11104-28-2	Aroclor-1221	MC	170	P	U	170	170
11141-16-5	Aroclor-1232	MC	170	P	U	170	170
53469-21-9	Aroclor-1242	MC	170	P	U	170	170
12672-29-6	Aroclor-1248	MC	170	P	U	170	170
11097-69-1	Aroclor-1254	MC	170	P	U	170	170
11096-82-5	Aroclor-1260	MC	1230	P		170	170
37324-23-5	Aroclor-1262	MC	170	P	U	170	170
11100-14-4	Aroclor-1268	MC	170	P	U	170	170
2051-24-3	Decachlorobiphenyl	1.589	71	P		%	%
877-09-8	Tetrachloro-m-xylene	1.098	70	P		%	%

12674-11-2 Sample Result Calc: ((370.17raw * 10df * 5fv) / (15.35wt-vol * 0.95%sol) = 1270

12674-11-2 Sample PQL Calc: (50raw * 10df * 5fv) / (15.35wt-vol * 0.95%sol) = 170

Both channels need to have the compound detected for a concentration to be reported on either channel.

U1=Due to matrix interference and/or the presence of a large amount of non-target material, the reporting level for this compound has been elevated.

U2=The presence of this compound was not confirmed by the analyst based on the characteristic pattern matching of multi-component parameters, retention time, and/or peak shape.

P/C: P=Primary Result C=Confirmation Result X=Not Used CF=Calculated Calibration/Response Factor MC=Multi-Component

10A

PCB IDENTIFICATION SUMMARY

CLIENT SAMPLE NO

COMP-1 MSD

Lab Name: Phoenix Environmental Labs Client: NETC

Lab Code: Phoenix Lab File ID: N18A009 | N18B009 SDG No.: GCE61964

Lab SampleID: CE61964 Instrument ID: ECD8 Date Analyzed: 11/18/19 9:28

GC Column(A): RTX-440 ID: 0.32 (mm) GC Column(B): Rxi-35Sil ID: 0.32 (mm)

ANALYTE	COL	RT	RT WINDOW FROM	RT WINDOW TO	CALCULATED CONC	CF	%RPD	*
Aroclor 1016-1	A	5.61	5.57	5.67	1230	0.037	NA	
	B	6.16	6.12	6.22	1120	0.022		
Aroclor 1016-2	A	7.49	7.44	7.54	1230	0.056	NA	
	B	6.97	6.93	7.03	1370	0.037		
Aroclor 1016-3	A	7.67	7.62	7.72	1230	0.045	NA	
	B	7.90	7.86	7.96	1150	0.082		
Aroclor 1016-4	A	7.96	7.91	8.01	1280	0.034	NA	
	B	8.10	8.05	8.15	1380	0.031		
Aroclor 1016-5	A	8.33	8.28	8.38	1260	0.042	NA	
	B	9.02	8.96	9.06	1320	0.022		
Aroclor-1016	A				1250		1.6	
	B				1270			
Aroclor 1260-1	A	10.69	10.62	10.76	1310	0.077	NA	
	B	11.31	11.24	11.38	1190	0.052		
Aroclor 1260-2	A	11.47	11.40	11.54	1260	0.048	NA	
	B	12.46	12.39	12.53	1270	0.105		
Aroclor 1260-3	A	11.96	11.89	12.03	1280	0.071	NA	
	B	12.57	12.49	12.63	1340	0.051		
Aroclor 1260-4	A	12.07	12.00	12.14	1310	0.037	NA	
	B	13.02	12.95	13.09	1180	0.084		
Aroclor 1260-5	A	12.50	12.43	12.57	1350	0.033	NA	
	B	13.20	13.13	13.27	1160	0.043		
Aroclor-1260	A				1300		5.5	
	B				1230			

%RPD must be less than or equal to 40% (*) Criteria exceeded.
NC - (No Criteria) %RPD is not calculated when either result is less than 2 times the reporting level.
CF = Calculated Calibration/Response Factor

FORM 10A

Client Id: QC Matrix Sample Duplicate (MSD) COMP-1

Software Version: 4.1<1L22>
Date: 11/18/2019 10:56 AM
Sample Name : msd 61964 10x
Data File : E:\TC2019\ECD8\11-NOV\N18A009.RAW Date: 11/18/2019 09:28 AM
Sequence File: E:\TC2019\ECD8\11-NOV\PCB.SEQ Cycle: 403 Channel : A
Instrument : AUTO_ECD8 Rack/Vial: 0/0 Operator:
Sample Amount : 1.0000 Dilution Factor : 1.00

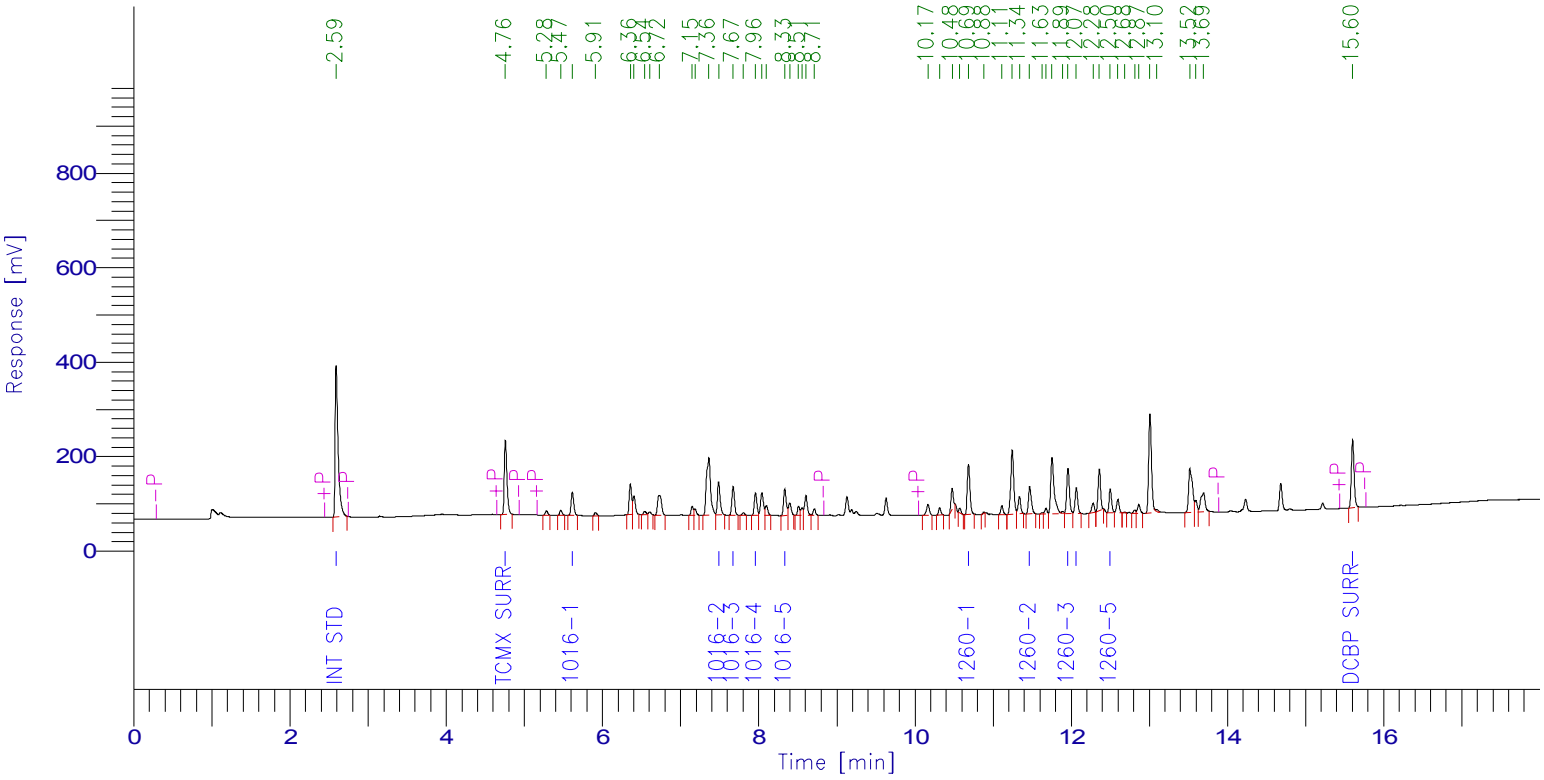

PCB Report

Time [min]	Component Name	Raw Amount	Area [µV·s]	Surrogate SM/WM	Surrogate QC / SL	Spike Rec Soils (%)	Spike Rec Water (%)
2.591	Int Std	100.0000	860566.72	250.0000	100.0000	40.0000	20.0000
4.758	TCMX SURR	29.0416	371226.40	72.6041	29.0416	11.6166	5.8083
5.613	1016-1	358.9887	115093.04	897.4717	358.9887	143.5955	71.7977
7.487	1016-2	358.2990	172772.09	895.7475	358.2990	143.3196	71.6598
7.672	1016-3	358.1849	139686.96	895.4622	358.1849	143.2739	71.6370
7.959	1016-4	374.6830	109815.77	936.7074	374.6830	149.8732	74.9366
8.333	1016-5	367.0640	132560.58	917.6600	367.0640	146.8256	73.4128
10.685	1260-1	381.4578	252879.84	953.6444	381.4578	152.5831	76.2916
11.468	1260-2	368.0300	151923.52	920.0749	368.0300	147.2120	73.6060
11.958	1260-3	372.1995	228048.06	930.4986	372.1995	148.8798	74.4399
12.065	1260-4	381.1124	122914.41	952.7809	381.1124	152.4449	76.2225
12.500	1260-5	392.5992	112953.64	981.4980	392.5992	157.0397	78.5198
15.602	DCBP SURR	31.4982	338953.92	78.7455	31.4982	12.5993	6.2996
		3873.1581	3109394.96				

Client Id: QC Matrix Sample Duplicate (MSD) COMP-1

Software Version: 4.1<1L22>
Date: 11/18/2019 10:56 AM
Sample Name : msd 61964 10x
Data File : E:\TC2019\ECD8\11-NOV\N18B009.RAW Date: 11/18/2019 09:28 AM
Sequence File: E:\TC2019\ECD8\11-NOV\PCB.SEQ Cycle: 403 Channel : B
Instrument : AUTO_ECD8 Rack/Vial: 0/0 Operator:
Sample Amount : 1.0000 Dilution Factor : 1.00

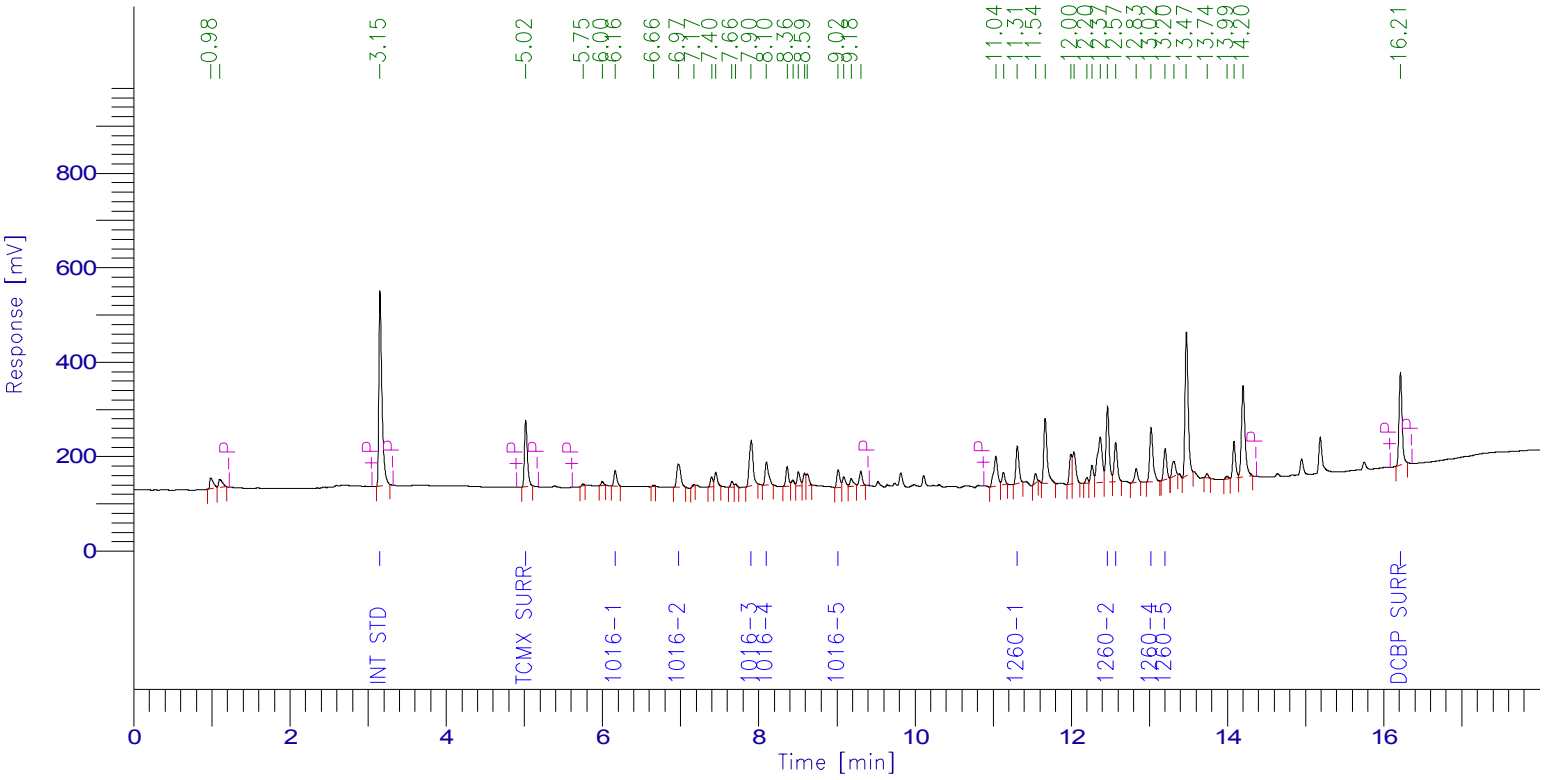

PCB Report

Time [min]	Component Name	Raw Amount	Area [µV·s]	Surrogate SM/WM	Surrogate QC / SL	Spike Rec Soils (%)	Spike Rec Water (%)
3.152	Int Std	100.0000	1160679.20	250.0000	100.0000	40.0000	20.0000
5.017	TCMX SURR	28.0754	357886.40	70.1886	28.0754	11.2302	5.6151
6.162	1016-1	328.0826	84260.88	820.2064	328.0826	131.2330	65.6165
6.972	1016-2	399.5012	170915.36	998.7529	399.5012	159.8005	79.9002
7.904	1016-3	336.0530	320514.56	840.1324	336.0530	134.4212	67.2106
8.099	1016-4	402.8607	147051.68	1007.1517	402.8607	161.1443	80.5721
9.016	1016-5	384.3535	97276.40	960.8839	384.3535	153.7414	76.8707
11.309	1260-1	348.4106	209430.72	871.0264	348.4106	139.3642	69.6821
12.464	1260-2	370.1598	449991.36	925.3994	370.1598	148.0639	74.0320
12.568	1260-3	390.9437	232405.83	977.3592	390.9437	156.3775	78.1887
13.022	1260-4	345.2355	337796.80	863.0889	345.2355	138.0942	69.0471
13.203	1260-5	337.1242	168677.36	842.8105	337.1242	134.8497	67.4248
16.213	DCBP SURR	28.2732	521475.76	70.6831	28.2732	11.3093	5.6546
		3799.0733	4258362.31				

1D
PCB ORGANICS ANALYSIS DATA SHEET

CLIENT SAMPLE NO.

CE61964 BL

Lab Name: Phoenix Environmental Client: NETC

Lab Code: Phoenix Instr: ECD8 Column.: RTX-440 0.32 SDG No.: GCE61964

Matrix: (soil/water) SOIL Lab Sample ID: CE61964 BL

Sample wt/vol: 15 (g/mL) g Lab File ID: N18A005

% Moisture: n.a. decanted: (Y/N) N Date Received: 11/15/19

Extraction: (SepF/Cont/ASE) 3545 Date Extracted: 11/15/19

Concentrated Extract Volume: 5000 (uL) Date Analyzed: 11/18/19

Injection Volume: 1 (ul) Dilution Factor: 2

CONCENTRATION UNITS: ug/Kg

CAS NO.	COMPOUND	CF	CONC	P/C	Q	MDL	PQL
12674-11-2	Aroclor-1016	MC	33	C	U	33	33
11104-28-2	Aroclor-1221	MC	33	C	U	33	33
11141-16-5	Aroclor-1232	MC	33	C	U	33	33
53469-21-9	Aroclor-1242	MC	33	C	U	33	33
12672-29-6	Aroclor-1248	MC	33	C	U	33	33
11097-69-1	Aroclor-1254	MC	33	C	U	33	33
11096-82-5	Aroclor-1260	MC	33	C	U	33	33
37324-23-5	Aroclor-1262	MC	33	C	U	33	33
11100-14-4	Aroclor-1268	MC	33	C	U	33	33
2051-24-3	Decachlorobiphenyl	1.250	81	C		%	%
877-09-8	Tetrachloro-m-xylene	1.485	84	C		%	%

11100-14-4 Sample PQL Calc: (50raw * 2df * 5fv) / (15wt-vol) = 33

Both channels need to have the compound detected for a concentration to be reported on either channel.
U1=Due to matrix interference and/or the presence of a large amount of non-target material, the reporting level for this compound has been elevated.
U2=The presence of this compound was not confirmed by the analyst based on the characteristic pattern matching of multi-component parameters, retention time, and/or peak shape.

P/C: P=Primary Result C=Confirmation Result X=Not Used CF=Calculated Calibration/Response Factor MC=Multi-Component

1D
PCB ORGANICS ANALYSIS DATA SHEET

CLIENT SAMPLE NO.

CE61964 BL

Lab Name: Phoenix Environmental Client: NETC

Lab Code: Phoenix Instr: ECD8 Column.: Rxi-35Sil 0.32 SDG No.: GCE61964

Matrix: (soil/water) SOIL Lab Sample ID: CE61964 BL

Sample wt/vol: 15 (g/mL) g Lab File ID: N18B005

% Moisture: n.a. decanted: (Y/N) N Date Received: 11/15/19

Extraction: (SepF/Cont/ASE) 3545 Date Extracted: 11/15/19

Concentrated Extract Volume: 5000 (uL) Date Analyzed: 11/18/19

Injection Volume: 1 (ul) Dilution Factor: 2

CONCENTRATION UNITS: ug/Kg

CAS NO.	COMPOUND	CF	CONC	P/C	Q	MDL	PQL
12674-11-2	Aroclor-1016	MC	33	P	U	33	33
11104-28-2	Aroclor-1221	MC	33	P	U	33	33
11141-16-5	Aroclor-1232	MC	33	P	U	33	33
53469-21-9	Aroclor-1242	MC	33	P	U	33	33
12672-29-6	Aroclor-1248	MC	33	P	U	33	33
11097-69-1	Aroclor-1254	MC	33	P	U	33	33
11096-82-5	Aroclor-1260	MC	33	P	U	33	33
37324-23-5	Aroclor-1262	MC	33	P	U	33	33
11100-14-4	Aroclor-1268	MC	33	P	U	33	33
2051-24-3	Decachlorobiphenyl	1.589	73	P		%	%
877-09-8	Tetrachloro-m-xylene	1.098	84	P		%	%

11100-14-4 Sample PQL Calc: (50raw * 2df * 5fv) / (15wt-vol) = 33

Both channels need to have the compound detected for a concentration to be reported on either channel.
U1=Due to matrix interference and/or the presence of a large amount of non-target material, the reporting level for this compound has been elevated.
U2=The presence of this compound was not confirmed by the analyst based on the characteristic pattern matching of multi-component parameters, retention time, and/or peak shape.

P/C: P=Primary Result C=Confirmation Result X=Not Used CF=Calculated Calibration/Response Factor MC=Multi-Component

Client Id: QC Blank CE61964

Software Version: 4.1<1L22>
Date: 11/18/2019 10:56 AM
Sample Name : blk 61964 2x
Data File : E:\TC2019\ECD8\11-NOV\N18A005.RAW Date: 11/18/2019 07:53 AM
Sequence File: E:\TC2019\ECD8\11-NOV\PCB.SEQ Cycle: 399 Channel : A
Instrument : AUTO_ECD8 Rack/Vial: 0/0 Operator:
Sample Amount : 1.0000 Dilution Factor : 1.00

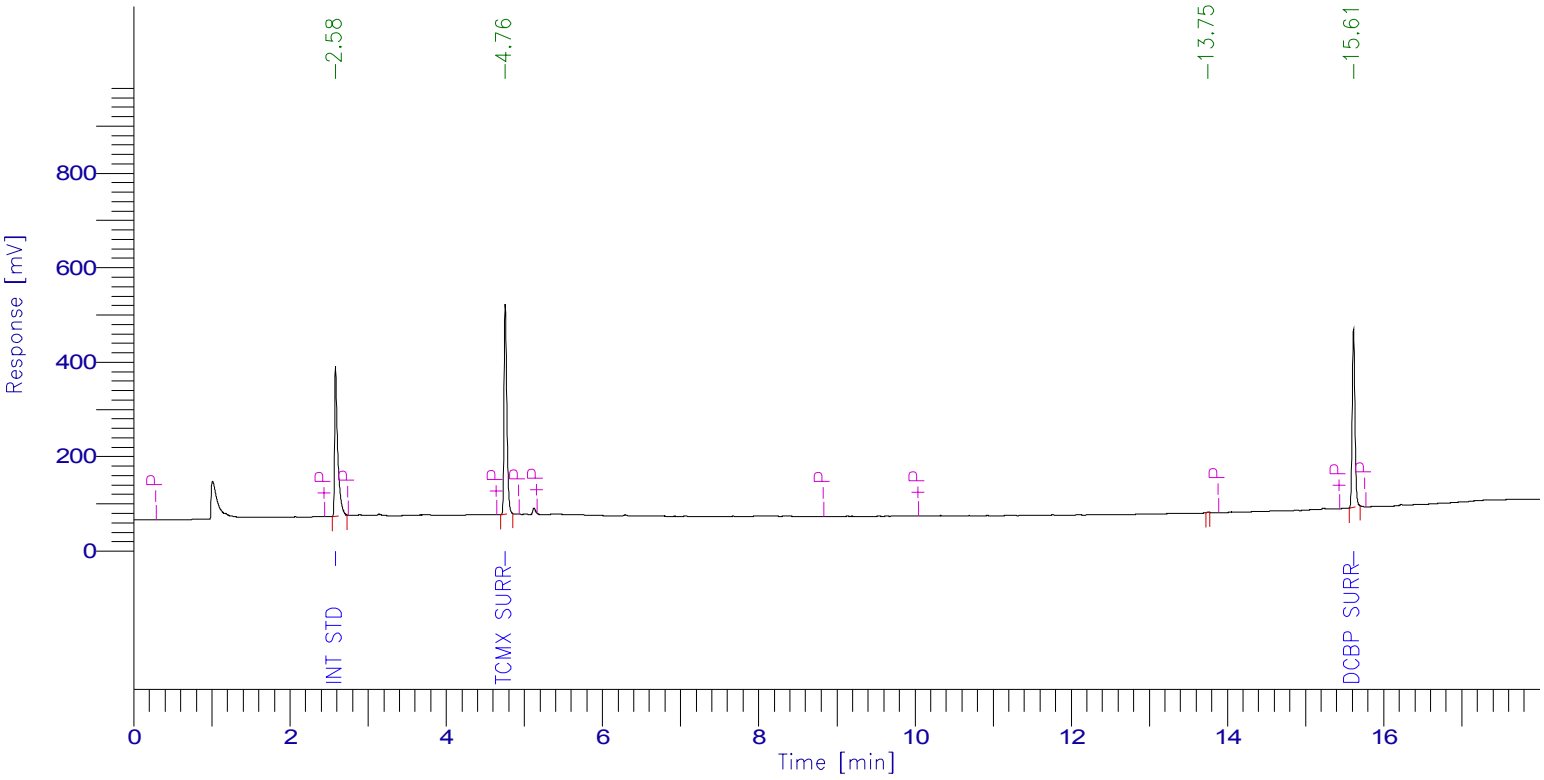

PCB Report

Time [min]	Component Name	Raw Amount	Area [µV·s]	Surrogate SM/WM	Surrogate QC / SL	Spike Rec Soils (%)	Spike Rec Water (%)
2.583	Int Std	100.0000	887291.12	250.0000	100.0000	40.0000	20.0000
4.755	TCMX SURR	83.6610	1102611.84	209.1525	83.6610	33.4644	16.7322
5.618	1016-1	0.0000	0.00	0.0000	0.0000	0.0000	0.0000
7.490	1016-2	0.0000	0.00	0.0000	0.0000	0.0000	0.0000
7.675	1016-3	0.0000	0.00	0.0000	0.0000	0.0000	0.0000
7.964	1016-4	0.0000	0.00	0.0000	0.0000	0.0000	0.0000
8.336	1016-5	0.0000	0.00	0.0000	0.0000	0.0000	0.0000
10.688	1260-1	0.0000	0.00	0.0000	0.0000	0.0000	0.0000
11.469	1260-2	0.0000	0.00	0.0000	0.0000	0.0000	0.0000
11.961	1260-3	0.0000	0.00	0.0000	0.0000	0.0000	0.0000
12.068	1260-4	0.0000	0.00	0.0000	0.0000	0.0000	0.0000
12.502	1260-5	0.0000	0.00	0.0000	0.0000	0.0000	0.0000
15.613	DCBP SURR	80.7591	896041.12	201.8978	80.7591	32.3037	16.1518
		264.4201	2885944.08				

Client Id: QC Blank CE61964

Software Version: 4.1<1L22>
Date: 11/18/2019 10:56 AM
Sample Name : blk 61964 2x
Data File : E:\TC2019\ECD8\11-NOV\N18B005.RAW Date: 11/18/2019 07:53 AM
Sequence File: E:\TC2019\ECD8\11-NOV\PCB.SEQ Cycle: 399 Channel : B
Instrument : AUTO_ECD8 Rack/Vial: 0/0 Operator:
Sample Amount : 1.0000 Dilution Factor : 1.00

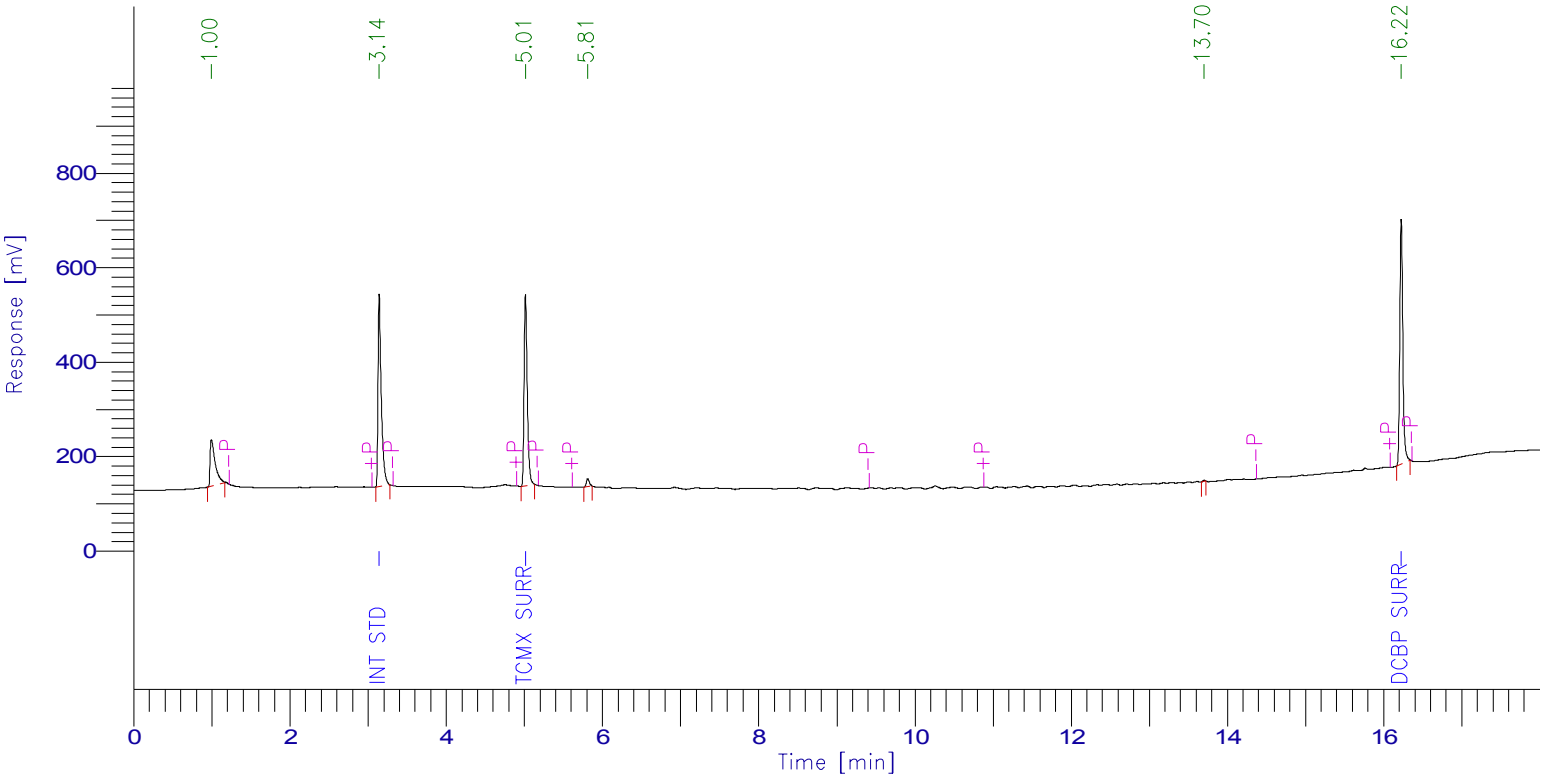

PCB Report

Time [min]	Component Name	Raw Amount	Area [µV·s]	Surrogate SM/WM	Surrogate QC / SL	Spike Rec Soils (%)	Spike Rec Water (%)
3.140	Int Std	100.0000	1208493.76	250.0000	100.0000	40.0000	20.0000
5.014	TCMX SURR	84.3101	1119001.20	210.7753	84.3101	33.7240	16.8620
6.171	1016-1	0.0000	0.00	0.0000	0.0000	0.0000	0.0000
6.978	1016-2	0.0000	0.00	0.0000	0.0000	0.0000	0.0000
7.908	1016-3	0.0000	0.00	0.0000	0.0000	0.0000	0.0000
8.102	1016-4	0.0000	0.00	0.0000	0.0000	0.0000	0.0000
9.016	1016-5	0.0000	0.00	0.0000	0.0000	0.0000	0.0000
11.308	1260-1	0.0000	0.00	0.0000	0.0000	0.0000	0.0000
12.461	1260-2	0.0000	0.00	0.0000	0.0000	0.0000	0.0000
12.565	1260-3	0.0000	0.00	0.0000	0.0000	0.0000	0.0000
13.019	1260-4	0.0000	0.00	0.0000	0.0000	0.0000	0.0000
13.200	1260-5	0.0000	0.00	0.0000	0.0000	0.0000	0.0000
16.222	DCBP SURR	73.2270	1406249.92	183.0676	73.2270	29.2908	14.6454
		257.5371	3733744.88				

ASE **Soil Extraction for PCB**

ASEPCB-506519 **QAQC Code** #Q$PCB-S **QAQC Sample #** CE61964 11/15/19 1:13 PM

	Sample / C#	Acode	Analysis/ ASE Id	Wt(g)	Surrogate Vol (ml)	Final Vol (ml)	Cell #	Comments	Start Date	Finish Date	Initials
0	CE61964 *	BLK	ASE #11	15	0.5	5	X29	(1)	11/15	11/15	VV/LE
0	CE61964 *	LCS	ASE #11	15	1	5	T234	0.5ML SP	11/15	11/15	VV/LE
0	CE61964 *	LCSD	ASE #11	15	1	5	035	0.5ML SP	11/15	11/15	VV/LE
0	CE61964 * - 12	MS	ASE #11	15.26	1	5	T127	0.5ML SP	11/15	11/15	/LE
0	CE61964 * - 12	MSD	ASE #11	15.35	1	5	T186	0.5ML SP	11/15	11/15	/LE
1	CE61154 *	ASEPCB	ASE #11 PEST	15.27	0.5	5	T239		11/15	11/15	MM/LE
2	CE61352 - 10	ASEPCB	ASE #11 PEST	15.02	0.5	5	T19		11/15	11/15	MM/LE
3	CE61359 ** - 7	ASEPCB	ASE #11 PEST	15.02	0.5	5	T302		11/15	11/15	MM/LE
4	CE61448 ** - 0	ASEPCB	ASE #11 PEST	15.39	0.5	5	X253		11/15	11/15	MM/LE
5	CE61451 ** - 5	ASEPCB	ASE #11 PEST	15.00	0.5	5	D16		11/15	11/15	MM/LE
6	CE61527 ** - 7	ASEPCB-MA	ASE #11 PEST	15.49	0.5	5	T234		11/15	11/15	MM/LE
7	CE61764 * - 1	ASEPCB	ASE #11	15.05	1	5	R276		11/15	11/16	/E
8	CE61767 * - 4	ASEPCB	ASE #11 PEST	3.74	0.5	5	R300		11/15	11/15	MM/LE
9	CE61811 ** - 9	ASEPCB	ASE #11 PEST	15.26	0.5	5	X195		11/15	11/16	MM/E
10	CE57420 - 5	ASEPCB-MA	ASE #11 VOA	15.19	0.5	5	T130	4 NUM	11/15	11/16	/E
11	CE61771 ** - 6	ASEPCB	ASE #11 PEST	15.25	0.5	5	X45		11/15	11/15	MM/LE
12	CE61772 ** - 6	ASEPCB	ASE #11 PEST	15.34	0.5	5	R284		11/15	11/15	MM/LE
13	CE61773 ** - 7	ASEPCB	ASE #11 PEST	15.14	0.5	5	T22		11/15	11/15	MM/LE
14	CE61774 ** - 6	ASEPCB	ASE #11 PEST	15.32	0.5	5	T238		11/15	11/15	MM/LE
15	CE61775 ** - 6	ASEPCB	ASE #11 PEST	15.21	0.5	5	T201		11/15	11/15	MM/LE
16	CE61776 ** - 6	ASEPCB	ASE #11 PEST	15.18	0.5	5	X202		11/15	11/15	MM/LE
17	CE61777 ** - 4	ASEPCB	ASE #11 PEST	15.21	0.5	5	X254		11/15	11/15	MM/LE
18	CE61778 ** - 6	ASEPCB	ASE #11 PEST	15.11	0.5	5	X49		11/15	11/15	MM/LE
19	CE61812 ** - 8	ASEPCB	ASE #11 PEST	15.33	0.5	5	223		11/15	11/16	MM/E
20	CE61964 * - 12	ASEPCB	ASE #11 PEST	15.12	0.5	5	X22		11/15	11/15	MM/LE

QC Rpt Cmnt

Prep Comment

Post Comment

Surrogate Id # ultra (ISM-320) **Tracking #** **Time In**

Spike # ultra (CUS-14078) **Tracking #** **Time Out**

LCSID # asepcb **Tracking #** **Temp**

Standards **Time Basic**

Vendor Id	Item ID	Phoenix Lot Number	Vendor Lot Number	Expiration Date
Brand-Nu	95% Hexane			
Brand-Nu	Acetone			
Brand-Nu	Hexane			
Phoenix	P/P - SURROGATE PREP		----------	
Ultra	Pcb Spike			

PHOENIX
Environmental Laboratories, Inc.

587 East Middle Turnpike, P.O. Box 370, Manchester, CT 06040
Telephone: 860.645.1102 • Fax: 860.645.0823

NY ANALYTICAL SERVICES PROTOCOL
DATA PACKAGE

Client: NETC

125 BATH STREET

Laboratory Project: GCE61964

Pesticides (SOIL)
Ver 1

Organic Data Flags

LOD(MDL): Limit of Detection or Method Detection Limit
The minimum reportable concentration that can be measured with confidence.

PQL(RL): Practical Quantitation Level or Reporting Level
This value is at or above the MDL and is supported by the lowest calibration standard.

· · Q Qualifiers:

U - The compound was analyzed for but not detected at or above the MDL. The number immediately preceding the “U” represents the PQL reporting level corrected for percent solids, weight and/or volume calculations, and dilution factors.

J - Indicates an estimated value, may indicate one of the following, depending on the situation:
a) The reported value is estimated and below the MDL
b) Used when estimating a concentration for TIC where a 1:1 response is assumed or when the result indicates the presence of a compound that meets the indentification criteria, but the results is less than the quantitation limit, but greater than zero.
c) QC associated with this analyte is within warning limits.

X - The concentration is not reported. This quantitation file was not evaluated for this compound at this dilution; a volatile purging or related issue may be the cause.

L - Biased Low

N - The concentration is based on the response of the nearest internal. This flag is used on the TIC form for all compounds identified.

S - This compound is a solvent that is used in the laboratory. Laboratory contamination is suspected if concentration is less than five times the reporting level.

B - This compound was also present in the method blank

D - The reported concentration is the result of a diluted analysis.

E - The reported value is estimated because the concentration exceeded the calibration range.

A - Indicates that the tentatively identified compound is a suspected aldol condensation product. Aldol condensation products are produced during the extraction process.

Q - For TICS, this compound was quantitated using a calibration curve. This compound is part of the instrument method, but not part of the client target list.

P- Percent difference is greater than 25% between the two GC columns and the lower result is reported.

PHOENIX
Environmental Laboratories, Inc.
587 East Middle Turnpike, P.O.Box 370, Manchester, CT 06040
Tel. (860) 645-1102 Fax (860) 645-0823

ACCREDITED IN ACCORDANCE WITH nelac NY # 11301

SDG: GCE61964

Pesticides Soil Conformance / Non-Conformance Summary

Project ID / Client ID: 125 BATH STREET, NETC

General Comments:

The samples were analyzed using a dual column ECD GC. Data files are labeled date-A-seq for the A channel and date-B-seq for the B channel. In order to report a concentration, both channels need to have the compound detected.
A Florisil cleanup was performed on all extracts.
The reporting levels (PQL) are supported by the lowest calibration standard. The laboratory defines the LOD/MDL as equivalent to the PQL/RL.It is part of Phoenix Lab's procedure to dilute all soil extracts prior to analysis
A calibration curve for the single component pesticides was analyzed with the samples. The standards for the multi-component pesticides Toxaphene and Chlordane calibration standards are analyzed only if the pattern is detected in the samples. Toxaphene and Chlordane daily standards are provided at the end of the pesticides calibration verification forms.
This data package provides summary forms for the single component pesticides only; please refer to the Phoenix report for the full list. Alpha and gamma chlordane were spiked and analyzed instead of technical chlordane. Gamma chlordane recovery is reported as chlordane in the LCS and LCSD.

Form 2 (Surrogates):

All surrogates met criteria with the following exceptions: None.

Form 3 (Laboratory Control/Matrix Spike):

Sample: CE61964 LCS
All LCS recoveries met criteria with the following exceptions: None.
All LCSD recoveries met criteria with the following exceptions: None.
All LCS/LCSD RPDs met criteria with the following exceptions: None.

Sample: CE61964 MS
All MS recoveries met criteria with the following exceptions: None.
All MSD recoveries met criteria with the following exceptions: None.
All MS/MSD RPDs met criteria with the following exceptions: None.

Form 4 (Method Blank):

File: ECD35 N18A011 / N18B011 (CE61964)
All compounds were non-detect with the following exceptions: None.

Form 6 (Initial Calibration Factors):

Method: ECD35 PSN15AI
All compounds met criteria with the following exceptions: None.

Method: ECD35 PSN15BI
All compounds met criteria with the following exceptions: None.

Form 7 (Calibration Verification):

All Calibration Blanks were non-detect with the following exceptions: None.

All Continuing Calibrations met criteria with the following exceptions: None.

Form 7 (Degradation Standard):

All Degradation standards met criteria with the following exceptions: None.

PHOENIX
Environmental Laboratories, Inc.
587 East Middle Turnpike, P.O.Box 370, Manchester, CT 06040
Tel. (860) 645-1102 Fax (860) 645-0823

ACCREDITED IN ACCORDANCE WITH nelac NY # 11301

SDG: GCE61964

Pesticides Soil Conformance / Non-Conformance Summary

Project ID / Client ID: 125 BATH STREET, NETC

Form 8 (Internal Standard and Retention Time):

All Internal Standards / Retention Times met criteria with the following exceptions: None.

Form 10 (Confirmation Summary):

All Confirmation Summaries met %D criteria (40%) with the following exceptions: None.

11/27/19

Anil Makol
Project Manager

2F
SOIL PESTICIDE SURROGATE RECOVERY

Lab Name: Phoenix Environmental Client: NETC

Lab Code: Phoenix Case No.: SAS No.: SDG No.: GCE61964

GC Column(1): CLP ID: 0.32 (mm) GC Column(2): Rtx-440 ID: 0.32 (mm)

	LAB ID	TCX 1 %REC	#	TCX 2 %REC	#	DCB 1 %REC	#	DCB 2 %REC	#	TOT OUT	FILE ID
01	CE61964 BL	82		82		92		91		0	ECD35 N18A011 | N18B011
02	CE61964 LCS	79		80		89		87		0	ECD35 N18A012 | N18B012
03	CE61964 (2X)	63		63		66		68		0	ECD35 N18A014 | N18B014
04	CE61964 LCSD	75		76		81		81		0	ECD35 N18A015 | N18B015
05	CE61964 MS	53		54		58		59		0	ECD35 N18A016 | N18B016
06	CE61964 MSD	70		70		71		70		0	ECD35 N18A017 | N18B017
07											
08											
09											
10											
11											
12											
13											
14											
15											
16											
17											
18											
19											
20											
21											
22											
23											
24											
25											
26											
27											
28											
29											
30											

	ADVISORY QC LIMITS
TCX = Tetrachloro-m-xylene	30 - 150
DCB = Decachlorobiphenyl	30 - 150

= Column to be used to flag recovery values
* = Values outside of contract required QC limits
D = Surrogate diluted out
Int = Surrogate not reported due to Interference

FORM II PEST

3F

SOIL PESTICIDE LCS SPIKE/LCS SPIKE DUPLICATE RECOVERY

Lab Name: Phoenix Environmental Client: NETC

Lab Code: Phoenix Case No.: SAS No.: SDG No.: GCE61964

LCS Spike - Client Id.: CE61964 LCS Lab Id: CE61964 LCS

COMPOUND	SPIKE ADDED ug/kg		LCS CONC ug/kg	LCS % REC #	QC. LIMITS REC.
alpha-BHC	33.3		27.1	81	40 - 140
beta-BHC	33.3		36.1	108	40 - 140
delta-BHC	33.3		27.3	82	40 - 140
gamma-BHC (Lindane)	33.3		27.4	82	40 - 140
Heptachlor	33.3		26.6	80	40 - 140
Aldrin	33.3		25.6	77	40 - 140
Heptachlor Epoxide	33.3		27.5	82	40 - 140
Endosulfan I	33.3		28.5	85	40 - 140
Dieldrin	33.3		28.3	85	40 - 140
4,4' -DDE	33.3		27.3	82	40 - 140
Endrin	33.3		28.8	86	40 - 140
Endosulfan II	33.3		31.5	94	40 - 140
4,4' -DDD	33.3		30.5	91	40 - 140
Endosulfan Sulfate	33.3		34.3	103	40 - 140
4,4' -DDT	33.3		31.0	93	40 - 140
Methoxychlor	33.3		30.7	92	40 - 140
Endrin ketone	33.3		31.1	93	40 - 140
Endrin Aldehyde	33.3		31.9	96	40 - 140
alpha-Chlordane	33.3		27.7	83	40 - 140
gamma-Chlordane	33.3		27.7	83	40 - 140

COMPOUND	SPIKE ADDED ug/kg	LCSD CONC ug/kg	LCSD % REC #	% RPD #	QC LIMITS RPD	QC LIMITS REC.
alpha-BHC	33.3	25.9	78	3.8	30	40 - 140
beta-BHC	33.3	34.2	103	4.7	30	40 - 140
delta-BHC	33.3	26.2	78	5.0	30	40 - 140
gamma-BHC (Lindane)	33.3	26.0	78	5.0	30	40 - 140
Heptachlor	33.3	25.3	76	5.1	30	40 - 140
Aldrin	33.3	24.2	73	5.3	30	40 - 140
Heptachlor Epoxide	33.3	26.0	78	5.0	30	40 - 140
Endosulfan I	33.3	26.6	80	6.1	30	40 - 140
Dieldrin	33.3	26.5	80	6.1	30	40 - 140
4,4' -DDE	33.3	25.7	77	6.3	30	40 - 140
Endrin	33.3	26.9	81	6.0	30	40 - 140
Endosulfan II	33.3	29.1	87	7.7	30	40 - 140
4,4' -DDD	33.3	28.1	84	8.0	30	40 - 140
Endosulfan Sulfate	33.3	31.4	94	9.1	30	40 - 140
4,4' -DDT	33.3	28.6	86	7.8	30	40 - 140
Methoxychlor	33.3	27.9	84	9.1	30	40 - 140
Endrin ketone	33.3	28.1	84	10.2	30	40 - 140
Endrin Aldehyde	33.3	27.9	84	13.3	30	40 - 140
alpha-Chlordane	33.3	26.2	79	4.9	30	40 - 140
gamma-Chlordane	33.3	26.5	80	3.7	30	40 - 140

FORM III PEST

3F

SOIL PESTICIDE MATRIX SPIKE/MATRIX SPIKE DUPLICATE RECOVERY

Lab Name: Phoenix Environmental Client: NETC

Lab Code: Phoenix Case No.: SAS No.: SDG No.: GCE61964

Matrix Spike - Client Id.: COMP-1 MS Lab Id: CE61964 MS

COMPOUND	SPIKE ADDED ug/kg	SAMPLE CONCENTRATION ug/kg	MS CONC ug/kg	MS % REC	#	QC. LIMITS REC.
alpha-BHC	34.1	0	18.5	54		30 - 150
beta-BHC	34.1	0	25.0	73		30 - 150
delta-BHC	34.1	0	19.0	56		30 - 150
gamma-BHC (Lindane)	34.1	0	18.9	55		30 - 150
Heptachlor	34.1	0	18.4	54		30 - 150
Aldrin	34.1	0	17.5	51		30 - 150
Heptachlor Epoxide	34.1	0	19.7	58		30 - 150
Endosulfan I	34.1	0	19.8	58		30 - 150
Dieldrin	34.1	0	19.5	57		30 - 150
4,4' -DDE	34.1	0	18.7	55		30 - 150
Endrin	34.1	0	20.2	59		30 - 150
Endosulfan II	34.1	0	21.7	64		30 - 150
4,4' -DDD	34.1	0	20.8	61		30 - 150
Endosulfan Sulfate	34.1	0	23.3	68		30 - 150
4,4' -DDT	34.1	0	21.7	64		30 - 150
Methoxychlor	34.1	0	20.3	60		30 - 150
Endrin ketone	34.1	0	20.8	61		30 - 150
Endrin Aldehyde	34.1	0	21.3	62		30 - 150
alpha-Chlordane	34.1	0	19.4	57		30 - 150
gamma-Chlordane	34.1	0	19.8	58		30 - 150

COMPOUND	SPIKE ADDED ug/kg	MSD CONC ug/kg	MSD % REC	#	% RPD	#	QC LIMITS RPD	QC LIMITS REC.
alpha-BHC	35.1	24.7	70		25.8		30	30 - 150
beta-BHC	35.1	32.8	94		25.1		30	30 - 150
delta-BHC	35.1	24.8	71		23.6		30	30 - 150
gamma-BHC (Lindane)	35.1	24.6	70		24.0		30	30 - 150
Heptachlor	35.1	23.9	68		23.0		30	30 - 150
Aldrin	35.1	22.9	65		24.1		30	30 - 150
Heptachlor Epoxide	35.1	25.0	71		20.2		30	30 - 150
Endosulfan I	35.1	25.6	73		22.9		30	30 - 150
Dieldrin	35.1	25.0	71		21.9		30	30 - 150
4,4' -DDE	35.1	24.8	71		25.4		30	30 - 150
Endrin	35.1	25.0	71		18.5		30	30 - 150
Endosulfan II	35.1	27.5	78		19.7		30	30 - 150
4,4' -DDD	35.1	26.2	75		20.6		30	30 - 150
Endosulfan Sulfate	35.1	29.2	83		19.9		30	30 - 150
4,4' -DDT	35.1	27.1	77		18.4		30	30 - 150
Methoxychlor	35.1	26.5	76		23.5		30	30 - 150
Endrin ketone	35.1	26.6	76		21.9		30	30 - 150
Endrin Aldehyde	35.1	27.2	78		22.9		30	30 - 150
alpha-Chlordane	35.1	24.9	71		21.9		30	30 - 150
gamma-Chlordane	35.1	25.5	73		22.9		30	30 - 150

4C

PESTICIDE METHOD BLANK SUMMARY

CLIENT SAMPLE NO

CE61964 BL

Lab Name: Phoenix Environmental Client: NETC

Lab Code: Phoenix Case No.: SAS No.: SDG No.: GCE61964

Lab Sample ID: CE61964 BL Lab File ID: N18A011

Matrix: (soil/water) SOIL Extraction:(SepF/Cont/Sonc) 3545

Sulfur Cleanup:(Y/N) N Date Extracted: 11/15/19

Date Analyzed (1): 11/18/19 Date Analyzed (2): 11/18/19

Time Analyzed (1): 11:30 Time Analyzed (2): 11:30

Instrument ID (1): ECD35 Instrument ID (2): ECD35

GC Col.(1): CLP ID: 0.32 (mm) GC Col.(2): Rtx-440 ID: 0.32 (mm)

THIS METHOD BLANK APPLIES TO THE FOLLOWING SAMPLES, MS AND MSD:

	CLIENT SAMPLE NO.	LAB SAMPLE ID	DATE ANALYZED 1	DATE ANALYZED 2
01	CE61964 LCS	CE61964 LCS	11/18/19	11/18/19
02	COMP-1 (2X)	CE61964 (2X)	11/18/19	11/18/19
03	CE61964 LCSD	CE61964 LCSD	11/18/19	11/18/19
04	COMP-1 MS	CE61964 MS	11/18/19	11/18/19
05	COMP-1 MSD	CE61964 MSD	11/18/19	11/18/19
06				
07				
08				
09				
10				
11				
12				
13				
14				
15				
16				
17				
18				
19				
20				
21				
22				
23				
24				
25				

COMMENTS:

FORM IV PEST

8B
PESTICIDE INTERNAL STANDARD AREA AND RT SUMMARY

Lab Name: Phoenix Environmental Labs Client: NETC

Lab Code: Phoenix Case No.: SAS No.: SDG No.: GCE61964

Lab File Id: N15A012 Date Analyzed: 11/15/19

Instrument ID: ECD35 Time Analyzed: 12:21

GC Col A: CLP ID: 0.32

1-Bromo-2-Nitrobenze	INTERNAL STD AREA #	RT #
12 HOUR STD	440983	2.69
UPPER LIMIT	904014	3.19
LOWER LIMIT	218286	2.19

	CLIENT ID	LAB ID	FILE ID	INTERNAL STD AREA	RT	DATE ANALYZED	TIME ANALYZED
01	mix 6;51g	mix 6;51g	N15A010	429594	2.70	11/15/19	12:21
02	mix 5;51h	mix 5;51h	N15A011	429254	2.69	11/15/19	12:39
03	mix 4;50h	mix 4;50h	N15A012	440983	2.69	11/15/19	12:57
04	mix 3;51j	mix 3;51j	N15A013	423074	2.69	11/15/19	13:15
05	mix 2;51k	mix 2;51k	N15A014	434455	2.69	11/15/19	13:33
06	mix 1;51l	mix 1;51l	N15A015	423569	2.70	11/15/19	13:51
07	1a;50r	1a;50r	N15A016	418857	2.69	11/15/19	14:09
08							
09							
10							
11							
12							
13							
14							
15							
16							
17							
18							
19							
20							
21							
22							
23							
24							
25							
26							

AREA UPPER LIMIT = +100% of internal standard area
AREA LOWER LIMIT = - 50% of internal standard area
RT UPPER LIMIT = +0.50 minutes of internal standard RT
RT LOWER LIMIT = -0.50 minutes of internal standard RT

Column used to flag internal standard area values with an asterisk.
* Values outside of QC limits.

FORM VIII PEST

8B
PESTICIDE INTERNAL STANDARD AREA AND RT SUMMARY

Lab Name: Phoenix Environmental Labs Client: NETC

Lab Code: Phoenix Case No.: SAS No.: SDG No.: GCE61964

Lab File Id: N15B012 Date Analyzed: 11/15/19

Instrument ID: ECD35 Time Analyzed: 12:21

GC Col B: Rtx-440 ID: 0.32

1-Bromo-2-Nitrobenze	INTERNAL STD AREA #	RT #
12 HOUR STD	737987	2.63
UPPER LIMIT	1512874	3.13
LOWER LIMIT	365304	2.13

	CLIENT ID	LAB ID	FILE ID	INTERNAL STD AREA	RT	DATE ANALYZED	TIME ANALYZED
01	mix 6;51g	mix 6;51g	N15B010	730176	2.63	11/15/19	12:21
02	mix 5;51h	mix 5;51h	N15B011	731511	2.63	11/15/19	12:39
03	mix 4;50h	mix 4;50h	N15B012	737987	2.63	11/15/19	12:57
04	mix 3;51j	mix 3;51j	N15B013	706734	2.63	11/15/19	13:15
05	mix 2;51k	mix 2;51k	N15B014	733917	2.63	11/15/19	13:33
06	mix 1;51l	mix 1;51l	N15B015	703440	2.64	11/15/19	13:51
07	1a;50r	1a;50r	N15B016	694030	2.63	11/15/19	14:09
08							
09							
10							
11							
12							
13							
14							
15							
16							
17							
18							
19							
20							
21							
22							
23							
24							
25							
26							

AREA UPPER LIMIT = +100% of internal standard area
AREA LOWER LIMIT = - 50% of internal standard area
RT UPPER LIMIT = +0.50 minutes of internal standard RT
RT LOWER LIMIT = -0.50 minutes of internal standard RT

Column used to flag internal standard area values with an asterisk.
* Values outside of QC limits.

FORM VIII PEST

8B
PESTICIDE INTERNAL STANDARD AREA AND RT SUMMARY

Lab Name: Phoenix Environmental Labs Client: NETC

Lab Code: Phoenix Case No.: SAS No.: SDG No.: GCE61964

Lab File Id: N18A004 Date Analyzed: 11/18/19

Instrument ID: ECD35 Time Analyzed: 12:24

GC Col A: CLP ID: 0.32

1-Bromo-2-Nitrobenze	INTERNAL STD AREA #	RT #
12 HOUR STD	377576	2.66
UPPER LIMIT	774030	3.16
LOWER LIMIT	186900	2.16

	CLIENT ID	LAB ID	FILE ID	INTERNAL STD AREA	RT	DATE ANALYZED	TIME ANALYZED
01	hex	hex	N18A003	350951	2.67	11/18/19	09:04
02	mix 4;50h	mix 4;50h	N18A004	377576	2.66	11/18/19	09:22
03	deg;51n	deg;51n	N18A005	370468	2.67	11/18/19	09:41
04	c300;50m	c300;50m	N18A006	394819	2.66	11/18/19	09:59
05	t1000;49n	t1000;49n	N18A007	361279	2.66	11/18/19	10:17
06	CE61964 BL	CE61964 BL	N18A011	342649	2.66	11/18/19	11:30
07	CE61964 LCS	CE61964 LCS	N18A012	343361	2.66	11/18/19	11:48
08	COMP-1 (2X)	CE61964 (2X)	N18A014	331344	2.65	11/18/19	12:24
09	CE61964 LCSD	CE61964 LCSD	N18A015	359432	2.66	11/18/19	12:42
10	COMP-1 MS	CE61964 MS	N18A016	387953	2.66	11/18/19	13:01
11	COMP-1 MSD	CE61964 MSD	N18A017	343785	2.66	11/18/19	13:19
12	hex	hex	N18A018	450905	2.67	11/18/19	14:47
13	mix 4;50h	mix 4;50h	N18A020	419196	2.65	11/18/19	15:24
14							
15							
16							
17							
18							
19							
20							
21							
22							
23							
24							
25							
26							

AREA UPPER LIMIT = +100% of internal standard area
AREA LOWER LIMIT = - 50% of internal standard area
RT UPPER LIMIT = +0.50 minutes of internal standard RT
RT LOWER LIMIT = -0.50 minutes of internal standard RT

Column used to flag internal standard area values with an asterisk.
* Values outside of QC limits.

FORM VIII PEST

8B
PESTICIDE INTERNAL STANDARD AREA AND RT SUMMARY

Lab Name: Phoenix Environmental Labs Client: NETC

Lab Code: Phoenix Case No.: SAS No.: SDG No.: GCE61964

Lab File Id: N18B004 Date Analyzed: 11/18/19

Instrument ID: ECD35 Time Analyzed: 12:24

GC Col B: Rtx-440 ID: 0.32

1-Bromo-2-Nitrobenze	INTERNAL STD AREA #	RT #
12 HOUR STD	694390	2.62
UPPER LIMIT	1423500	3.12
LOWER LIMIT	343723	2.12

	CLIENT ID	LAB ID	FILE ID	INTERNAL STD AREA	RT	DATE ANALYZED	TIME ANALYZED
01	hex	hex	N18B003	611634	2.62	11/18/19	09:04
02	mix 4;50h	mix 4;50h	N18B004	694390	2.62	11/18/19	09:22
03	deg;51n	deg;51n	N18B005	686695	2.62	11/18/19	09:41
04	c300;50m	c300;50m	N18B006	730502	2.62	11/18/19	09:59
05	t1000;49n	t1000;49n	N18B007	657658	2.62	11/18/19	10:17
06	CE61964 BL	CE61964 BL	N18B011	612331	2.62	11/18/19	11:30
07	CE61964 LCS	CE61964 LCS	N18B012	607944	2.62	11/18/19	11:48
08	COMP-1 (2X)	CE61964 (2X)	N18B014	581753	2.61	11/18/19	12:24
09	CE61964 LCSD	CE61964 LCSD	N18B015	628521	2.62	11/18/19	12:42
10	COMP-1 MS	CE61964 MS	N18B016	679622	2.62	11/18/19	13:01
11	COMP-1 MSD	CE61964 MSD	N18B017	610601	2.62	11/18/19	13:19
12	hex	hex	N18B018	692198	2.62	11/18/19	14:47
13	mix 4;50h	mix 4;50h	N18B020	724694	2.61	11/18/19	15:24
14							
15							
16							
17							
18							
19							
20							
21							
22							
23							
24							
25							
26							

AREA UPPER LIMIT = +100% of internal standard area
AREA LOWER LIMIT = - 50% of internal standard area
RT UPPER LIMIT = +0.50 minutes of internal standard RT
RT LOWER LIMIT = -0.50 minutes of internal standard RT

Column used to flag internal standard area values with an asterisk.
* Values outside of QC limits.

FORM VIII PEST

1D
PESTICIDE ORGANICS ANALYSIS DATA SHEET

CLIENT SAMPLE NO.

COMP-1

Lab Name: Phoenix Environmental Client: NETC

Lab Code: Phoenix Instr: ECD35 Column.: CLP 0.32 SDG No.: GCE61964

Matrix: (soil/water) SOIL Lab Sample ID: CE61964

Sample wt/vol: 15.12 (g/mL) g Lab File ID: N18A014

% Moisture: 5 decanted: (Y/N) N Date Received: 11/15/19

Extraction: (SepF/Cont/ASE) 3545 Date Extracted: 11/15/19

Concentrated Extract Volume: 5000 (uL) Date Analyzed: 11/18/19

Injection Volume: 1 (ul) Dilution Factor: 2

CONCENTRATION UNITS: ug/Kg

CAS NO.	COMPOUND	CF	CONC	P/C	Q	MDL	PQL
319-84-6	alpha-BHC	NA	7.0	P	U	7.0	7.0
319-85-7	beta-BHC	NA	7.0	P	U	7.0	7.0
319-86-8	delta-BHC	1.913	7.0	P	U	7.0	7.0
58-89-9	gamma-BHC (Lindane)	NA	1.4	P	U	1.4	1.4
76-44-8	Heptachlor	NA	7.0	P	U	7.0	7.0
309-00-2	Aldrin	NA	3.5	P	U	3.5	3.5
1024-57-3	Heptachlor Epoxide	2.000	7.0	P	U	7.0	7.0
959-98-8	Endosulfan I	NA	7.0	P	U	7.0	7.0
60-57-1	Dieldrin	NA	3.5	P	U	3.5	3.5
72-55-9	4,4' -DDE	NA	2.1	P	U	2.1	2.1
72-20-8	Endrin	NA	7.0	P	U	7.0	7.0
33213-65-9	Endosulfan II	NA	7.0	P	U	7.0	7.0
72-54-8	4,4' -DDD	NA	2.1	P	U	2.1	2.1
1031-07-8	Endosulfan Sulfate	NA	7.0	P	U	7.0	7.0
50-29-3	4,4' -DDT	NA	2.1	P	U	2.1	2.1
72-43-5	Methoxychlor	NA	35	P	U	35	35
53494-70-5	Endrin ketone	NA	7.0	P	U	7.0	7.0
7421-93-4	Endrin Aldehyde	NA	7.0	P	U	7.0	7.0
8001-35-2	Toxaphene	NA	140	P	U	140	140
5103-71-9	alpha-Chlordane	NA	3.5	P	U	3.5	3.5
5103-74-2	gamma-Chlordane	NA	3.5	P	U	3.5	3.5
57-74-9	Chlordane	NA	35	P	U	35	35
2051-24-3	Decachlorobiphenyl	1.233	66	P		%	%
877-09-8	Tetrachloro-m-xylene	1.659	63	P		%	%

57-74-9 Sample PQL Calc: (50raw * 2df * 5fv) / (15.12wt-vol * 0.95%sol) = 35

Both channels need to have the compound detected for a concentration to be reported on either channel.
U1=Due to matrix interference and/or the presence of a large amount of non-target material, the reporting level for this compound has been elevated.
U2=The presence of this compound was not confirmed by the analyst based on the characteristic pattern matching of multi-component parameters, retention time, and/or peak shape.

P/C: P=Primary Result C=Confirmation Result X=Not Used CF=Calculated Calibration/Response Factor MC=Multi-Component

1D
PESTICIDE ORGANICS ANALYSIS DATA SHEET

CLIENT SAMPLE NO.

COMP-1

Lab Name: Phoenix Environmental Client: NETC

Lab Code: Phoenix Instr: ECD35 Column.: Rtx-440 0.32 SDG No.: GCE61964

Matrix: (soil/water) SOIL Lab Sample ID: CE61964

Sample wt/vol: 15.12 (g/mL) g Lab File ID: N18B014

% Moisture: 5 decanted: (Y/N) N Date Received: 11/15/19

Extraction: (SepF/Cont/ASE) 3545 Date Extracted: 11/15/19

Concentrated Extract Volume: 5000 (uL) Date Analyzed: 11/18/19

Injection Volume: 1 (ul) Dilution Factor: 2

CONCENTRATION UNITS: ug/Kg

CAS NO.	COMPOUND	CF	CONC	P/C	Q	MDL	PQL
319-84-6	alpha-BHC	NA	7.0	C	U	7.0	7.0
319-85-7	beta-BHC	NA	7.0	C	U	7.0	7.0
319-86-8	delta-BHC	2.001	7.0	C	U	7.0	7.0
58-89-9	gamma-BHC (Lindane)	NA	1.4	C	U	1.4	1.4
76-44-8	Heptachlor	NA	7.0	C	U	7.0	7.0
309-00-2	Aldrin	NA	3.5	C	U	3.5	3.5
1024-57-3	Heptachlor Epoxide	NA	7.0	C	U	7.0	7.0
959-98-8	Endosulfan I	NA	7.0	C	U	7.0	7.0
60-57-1	Dieldrin	NA	3.5	C	U	3.5	3.5
72-55-9	4,4' -DDE	NA	2.1	C	U	2.1	2.1
72-20-8	Endrin	NA	7.0	C	U	7.0	7.0
33213-65-9	Endosulfan II	NA	7.0	C	U	7.0	7.0
72-54-8	4,4' -DDD	NA	2.1	C	U	2.1	2.1
1031-07-8	Endosulfan Sulfate	NA	7.0	C	U	7.0	7.0
50-29-3	4,4' -DDT	NA	2.1	C	U	2.1	2.1
72-43-5	Methoxychlor	NA	35	C	U	35	35
53494-70-5	Endrin ketone	NA	7.0	C	U	7.0	7.0
7421-93-4	Endrin Aldehyde	NA	7.0	C	U	7.0	7.0
8001-35-2	Toxaphene	NA	140	C	U	140	140
5103-71-9	alpha-Chlordane	NA	3.5	C	U	3.5	3.5
5103-74-2	gamma-Chlordane	NA	3.5	C	U	3.5	3.5
57-74-9	Chlordane	NA	35	C	U	35	35
2051-24-3	Decachlorobiphenyl	1.562	68	C		%	%
877-09-8	Tetrachloro-m-xylene	1.378	63	C		%	%

57-74-9 Sample PQL Calc: (50raw * 2df * 5fv) / (15.12wt-vol * 0.95%sol) = 35

Both channels need to have the compound detected for a concentration to be reported on either channel.
U1=Due to matrix interference and/or the presence of a large amount of non-target material, the reporting level for this compound has been elevated.
U2=The presence of this compound was not confirmed by the analyst based on the characteristic pattern matching of multi-component parameters, retention time, and/or peak shape.

P/C: P=Primary Result C=Confirmation Result X=Not Used CF=Calculated Calibration/Response Factor MC=Multi-Component

Client Id: COMP-1

Software Version: 4.1<1L22>
Date: 11/18/2019 12:43 PM
Sample Name : 61964 2x c
Data File : E:\TC2019\ECD35\11-NOV\N18A014.RAW Date: 11/18/2019 12:24 PM
Sequence File: E:\TC2019\ECD35\11-NOV\PEST.SEQ Cycle: 577 Channel : A
Instrument : AUTO_ECD35 Rack/Vial: 0/12 Operator:
Sample Amount : 1.0000 Dilution Factor : 1.00

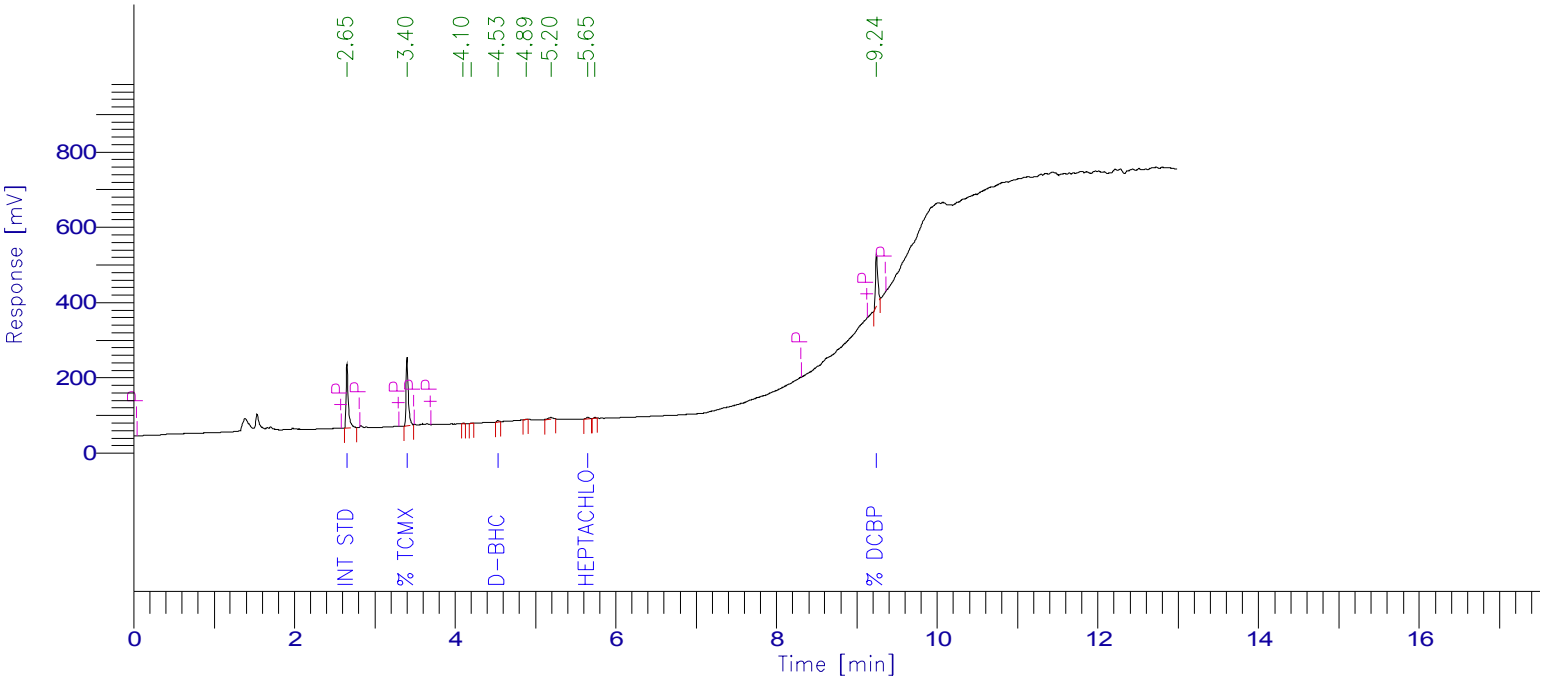

PESTICIDE REPORT

Peak #	Time [min]	Component Name	Raw Amount	Surrogate Recovery TCMX & DCBP	Multiplier	Adjusted Amount for Labowrks	Area [µV·s]
1	2.654	Int Std	100.0000	250.0000	1.0000	100.0000	331344.28
2	3.402	% TCMX	62.9036	157.2589	1.0000	62.9036	345682.12
0	3.796	Hexachlorobenzene	0.0000	0.0000	1.0000	0.0000	0.00
0	3.964	a-BHC	0.0000	0.0000	1.0000	0.0000	0.00
0	4.276	g-BHC	0.0000	0.0000	1.0000	0.0000	0.00
0	4.361	b-BHC	0.0000	0.0000	1.0000	0.0000	0.00
5	4.534	d-BHC	1.0222	2.5554	1.0000	1.0222	6480.13
0	4.731	Heptachlor	0.0000	0.0000	1.0000	0.0000	0.00
0	5.019	Aldrin	0.0000	0.0000	1.0000	0.0000	0.00
8	5.649	Heptachlor epoxide	1.2658	3.1645	1.0000	1.2658	8388.31
0	5.775	g-Chlordane	0.0000	0.0000	1.0000	0.0000	0.00
0	5.913	a-Chlordane	0.0000	0.0000	1.0000	0.0000	0.00
0	5.991	4,4'-DDE	0.0000	0.0000	1.0000	0.0000	0.00
0	6.066	Endosulfan I	0.0000	0.0000	1.0000	0.0000	0.00
0	6.329	Dieldrin	0.0000	0.0000	1.0000	0.0000	0.00
0	6.600	Endrin	0.0000	0.0000	1.0000	0.0000	0.00
0	6.665	4,4'-DDD	0.0000	0.0000	1.0000	0.0000	0.00
0	6.874	Endosulfan II	0.0000	0.0000	1.0000	0.0000	0.00
0	7.001	4,4'-DDT	0.0000	0.0000	1.0000	0.0000	0.00
0	7.371	Endrin aldehyde	0.0000	0.0000	1.0000	0.0000	0.00
0	7.586	Methoxychlor	0.0000	0.0000	1.0000	0.0000	0.00
0	7.756	Mirex	0.0000	0.0000	1.0000	0.0000	0.00
0	7.867	Endosulfan sulfate	0.0000	0.0000	1.0000	0.0000	0.00
0	8.185	Endrin Ketone	0.0000	0.0000	1.0000	0.0000	0.00
10	9.244	% DCBP	65.6687	164.1718	1.0000	65.6687	268213.23
				577.1507	25.0000	230.8603	960108.06

Client Id: COMP-1

Software Version: 4.1<1L22>
Date: 11/18/2019 12:43 PM
Sample Name : 61964 2x c
Data File : E:\TC2019\ECD35\11-NOV\N18B014.RAW Date: 11/18/2019 12:24 PM
Sequence File: E:\TC2019\ECD35\11-NOV\PEST.SEQ Cycle: 577 Channel : B
Instrument : AUTO_ECD35 Rack/Vial: 0/12 Operator:
Sample Amount : 1.0000 Dilution Factor : 1.00

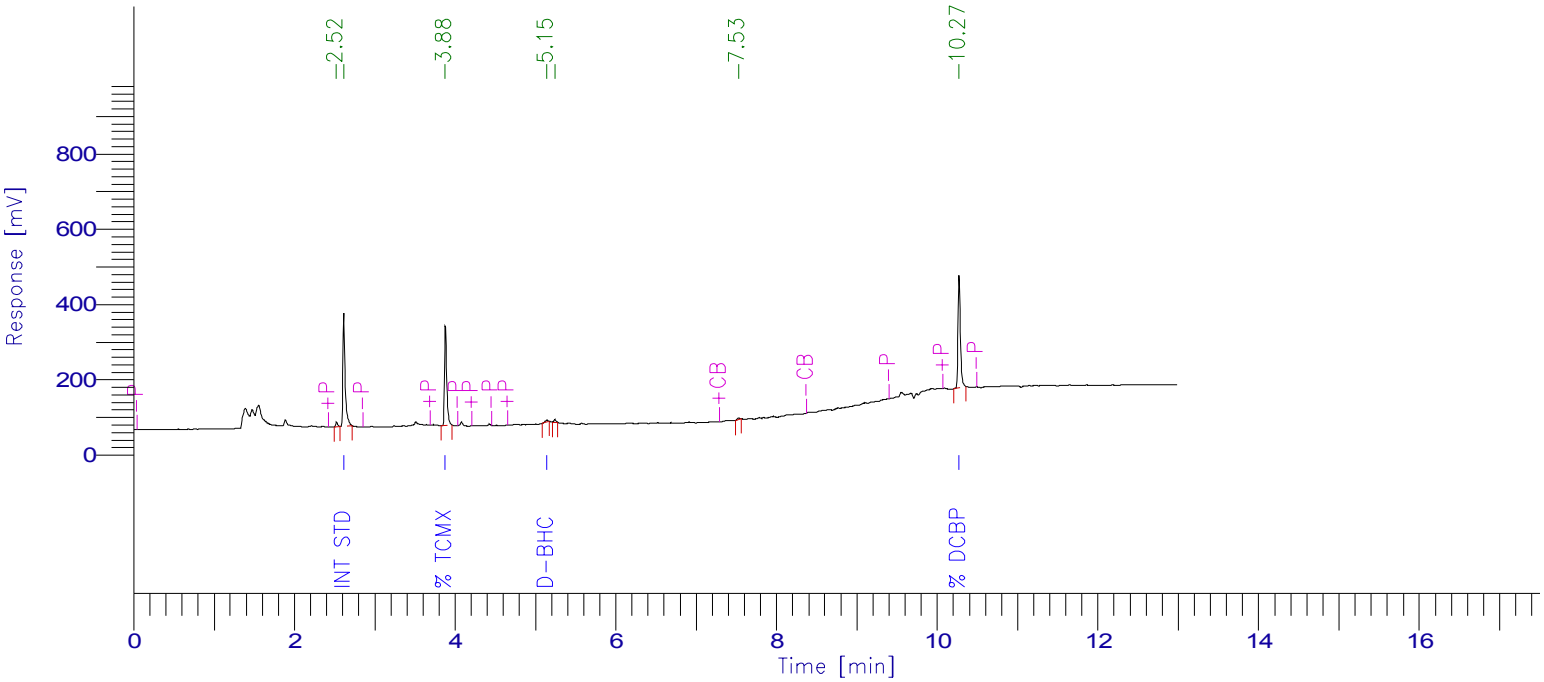

PESTICIDE REPORT

Peak #	Time [min]	Component Name	Raw Amount	Surrogate Recovery TCMX & DCBP	Multiplier	Adjusted Amount for Labowrks	Area [µV·s]
2	2.614	Int Std	100.0000	250.0000	1.0000	100.0000	581753.44
3	3.880	% TCMX	63.4412	158.6030	1.0000	63.4412	508704.07
0	4.371	a-BHC	0.0000	0.0000	1.0000	0.0000	0.00
0	4.421	Hexachlorobenzene	0.0000	0.0000	1.0000	0.0000	0.00
0	4.713	g-BHC	0.0000	0.0000	1.0000	0.0000	0.00
0	4.919	b-BHC	0.0000	0.0000	1.0000	0.0000	0.00
4	5.145	d-BHC	1.1458	2.8645	1.0000	1.1458	13336.06
0	5.349	Heptachlor	0.0000	0.0000	1.0000	0.0000	0.00
0	5.726	Aldrin	0.0000	0.0000	1.0000	0.0000	0.00
0	6.236	Heptachlor epoxide	0.0000	0.0000	1.0000	0.0000	0.00
0	6.566	g-Chlordane	0.0000	0.0000	1.0000	0.0000	0.00
0	6.673	a-Chlordane	0.0000	0.0000	1.0000	0.0000	0.00
0	6.722	Endosulfan I	0.0000	0.0000	1.0000	0.0000	0.00
0	6.939	4,4'-DDE	0.0000	0.0000	1.0000	0.0000	0.00
0	7.094	Dieldrin	0.0000	0.0000	1.0000	0.0000	0.00
0	7.393	Endrin	0.0000	0.0000	1.0000	0.0000	0.00
0	7.629	4,4'-DDD	0.0000	0.0000	1.0000	0.0000	0.00
0	7.683	Endosulfan II	0.0000	0.0000	1.0000	0.0000	0.00
0	7.855	Endrin aldehyde	0.0000	0.0000	1.0000	0.0000	0.00
0	8.037	4,4'-DDT	0.0000	0.0000	1.0000	0.0000	0.00
0	8.158	Endosulfan sulfate	0.0000	0.0000	1.0000	0.0000	0.00
0	8.659	Methoxychlor	0.0000	0.0000	1.0000	0.0000	0.00
0	8.723	Endrin Ketone	0.0000	0.0000	1.0000	0.0000	0.00
0	9.276	Mirex	0.0000	0.0000	1.0000	0.0000	0.00
7	10.271	% DCBP	68.1568	170.3919	1.0000	68.1568	619213.31
				581.8594	25.0000	232.7438	1723006.88

6D

PESTICIDE INITIAL CALIBRATION OF SINGLE COMPONENT ANALYTES

Lab Name: Phoenix Environmental Client: NETC

Lab Code: Phoenix Case No.: SAS No.: SDG No.: GCE61964

Instrument ID: ECD35

GC Col A: CLP ID: 0.32 (mm) Date(s) Analyzed: 11/15/19 11/15/19

Method File: PSN15AI

COMPOUND	RT OF STANDARDS			MEAN	RT WINDOW	
	LOW N15A014	MID N15A012	HIGH N15A010	RT	FROM	TO
alpha-BHC	4.01	4.01	4.02	4.01	3.96	4.06
beta-BHC	4.41	4.41	4.42	4.41	4.36	4.46
delta-BHC	4.58	4.59	4.59	4.59	4.54	4.64
gamma-BHC (Lindane)	4.32	4.32	4.33	4.32	4.27	4.37
Heptachlor	4.78	4.79	4.79	4.79	4.74	4.84
Aldrin	5.07	5.08	5.08	5.08	5.03	5.13
Heptachlor Epoxide	5.69	5.69	5.69	5.69	5.62	5.76
Endosulfan I	6.11	6.12	6.12	6.12	6.05	6.19
Dieldrin	6.38	6.38	6.38	6.38	6.31	6.45
4,4' -DDE	6.04	6.04	6.04	6.04	5.97	6.11
Endrin	6.65	6.65	6.65	6.65	6.58	6.72
Endosulfan II	6.93	6.93	6.93	6.93	6.86	7.00
4,4' -DDD	6.72	6.72	6.72	6.72	6.65	6.79
Endosulfan Sulfate	7.93	7.93	7.93	7.93	7.86	8.00
4,4' -DDT	7.06	7.06	7.06	7.06	6.99	7.13
Methoxychlor	7.65	7.65	7.65	7.65	7.58	7.72
Endrin ketone	8.25	8.25	8.25	8.25	8.18	8.32
Endrin Aldehyde	7.43	7.43	7.43	7.43	7.36	7.50
alpha-Chlordane	5.96	5.96	5.97	5.96	5.89	6.03
gamma-Chlordane	5.82	5.82	5.83	5.82	5.75	5.89
Decachlorobiphenyl	9.30	9.29	9.29	9.29	9.19	9.39
Tetrachloro-m-xylene	3.44	3.45	3.45	3.45	3.4	3.5

Retention time windows are ± 0.05 minutes for all compounds that elute
Retention time windows are ± 0.05 minutes for all compounds that elute
before Heptachlor epoxide, ± 0.07 minutes for all other compounds,
except ± 0.10 minutes for Decachlorobiphenyl.

FORM VI PEST

6D
PESTICIDE INITIAL CALIBRATION OF SINGLE COMPONENT ANALYTES

Lab Name: Phoenix Environmental Client: NETC

Lab Code: Phoenix Case No.: SAS No.: SDG No.: GCE61964

Instrument ID: ECD35

GC Col B: Rtx-440 ID: 0.32 (mm) Date(s) Analyzed: 11/15/19 11/15/19

Method File: PSN15BI

COMPOUND	RT OF STANDARDS			MEAN	RT WINDOW	
	LOW N15B014	MID N15B012	HIGH N15B010	RT	FROM	TO
alpha-BHC	4.36	4.36	4.37	4.36	4.31	4.41
beta-BHC	4.91	4.92	4.92	4.92	4.86	4.96
delta-BHC	5.16	5.17	5.17	5.17	5.12	5.22
gamma-BHC (Lindane)	4.70	4.71	4.71	4.71	4.66	4.76
Heptachlor	5.34	5.35	5.35	5.35	5.29	5.39
Aldrin	5.72	5.72	5.73	5.72	5.67	5.77
Heptachlor Epoxide	6.23	6.24	6.24	6.24	6.17	6.31
Endosulfan I	6.72	6.72	6.73	6.72	6.65	6.79
Dieldrin	7.10	7.10	7.10	7.10	7.03	7.17
4,4' -DDE	6.94	6.94	6.95	6.94	6.87	7.01
Endrin	7.40	7.40	7.40	7.40	7.33	7.47
Endosulfan II	7.69	7.69	7.69	7.69	7.62	7.76
4,4' -DDD	7.63	7.63	7.64	7.63	7.56	7.70
Endosulfan Sulfate	8.16	8.16	8.16	8.16	8.09	8.23
4,4' -DDT	8.04	8.04	8.04	8.04	7.97	8.11
Methoxychlor	8.66	8.66	8.66	8.66	8.59	8.73
Endrin ketone	8.73	8.73	8.73	8.73	8.66	8.80
Endrin Aldehyde	7.86	7.86	7.86	7.86	7.79	7.93
alpha-Chlordane	6.67	6.67	6.68	6.67	6.60	6.74
gamma-Chlordane	6.57	6.57	6.57	6.57	6.50	6.64
Decachlorobiphenyl	10.29	10.29	10.29	10.29	10.19	10.39
Tetrachloro-m-xylene	3.89	3.89	3.9	3.89	3.84	3.94

Retention time windows are ± 0.05 minutes for all compounds that elute
Retention time windows are ± 0.05 minutes for all compounds that elute
before Heptachlor epoxide, ± 0.07 minutes for all other compounds,
except ± 0.10 minutes for Decachlorobiphenyl.

FORM VI PEST

6E

PESTICIDE INITIAL CALIBRATION OF SINGLE COMPONENT ANALYTES (FACTORS)

Lab Name: Phoenix Environmental Client: NETC

Lab Code: Phoenix Case No.: SAS No.: SDG No.: GCE61964

Instr ID: ECD35 Levels: 8

GC Col A: ID: (mm) Analysis Dates: 11/15/19 - 11/15/19

Method File: PSN15AI

CALIBRATION FACTORS

COMPOUND	Level 1 N15A015	Level 2 N15A014	Level 3 N15A013	Level 4 N15A012	Level 5 N15A011	Level 6 N15A010	Level 7 N15A016	Level 8	MEAN	%RSD	*
alpha-BHC	2.603	2.447	2.391	2.216	2.232	2.154	2.234		2.325	6.90	
beta-BHC	0.950	0.880	0.824	0.822	0.733	0.702	0.940		0.836	11.40	
delta-BHC	2.067	2.010	1.920	1.876	1.822	1.758	1.941		1.913	5.55	
gamma-BHC (Lindane)	2.510	2.292	2.176	2.012	1.997	1.921	2.413		2.189	10.28	
Heptachlor	2.749	2.562	2.355	2.099	2.145	2.073			2.330	11.88	
Aldrin	2.470	2.289	2.184	1.948	2.021	1.941	2.255		2.158	9.16	
Heptachlor Epoxide	2.334	2.160	2.046	1.825	1.853	1.782			2.000	10.94	
Endosulfan I	2.121	1.952	1.881	1.634	1.742	1.673			1.834	10.13	
Dieldrin	2.175	2.004	1.981	1.777	1.855	1.790	1.798		1.912	7.75	
4,4' -DDE	1.908	1.823	1.769	1.571	1.670	1.617	1.824		1.740	7.10	
Endrin	1.799	1.660	1.667	1.567	1.661	1.619			1.662	4.63	
Endosulfan II	1.765	1.640	1.597	1.346	1.490	1.430			1.545	9.84	
4,4' -DDD	1.369	1.366	1.379	1.293	1.316	1.258	1.218		1.314	4.69	
Endosulfan Sulfate	1.208	1.139	1.157	1.117	1.153	1.086			1.143	3.59	
4,4' -DDT	1.656	1.537	1.558	1.436	1.497	1.453	1.147		1.469	10.89	
Methoxychlor	1.201	0.832	0.801	0.792	0.786	0.767			0.863	19.33	
Endrin ketone	1.700	1.709	1.698	1.557	1.542	1.490			1.616	6.01	
Endrin Aldehyde	1.317	1.186	1.092	1.128	1.056	1.007			1.131	9.69	
alpha-Chlordane	2.281	2.092	1.987	1.744	1.793	1.716	1.953		1.938	10.57	
gamma-Chlordane	2.188	2.104	2.055	1.830	1.849	1.774	2.224		2.003	9.16	
Decachlorobiphenyl	1.334	1.281	1.269	1.221	1.172	1.120			1.233	6.33	
Tetrachloro-m-xylene	1.894	1.726	1.677	1.629	1.533	1.492			1.659	8.73	

%RSD must be less than or equal 20.0% for all compounds. (*) Criteria exceeded.

FORM VI PEST

6E

PESTICIDE INITIAL CALIBRATION OF SINGLE COMPONENT ANALYTES (FACTORS)

Lab Name: Phoenix Environmental Client: NETC

Lab Code: Phoenix Case No.: SAS No.: SDG No.: GCE61964

Instr ID: ECD35 Levels: 8

GC Col B: ID: (mm) Analysis Dates: 11/15/19 - 11/15/19

Method File: PSN15BI

CALIBRATION FACTORS

COMPOUND	Level 1 N15B015	Level 2 N15B014	Level 3 N15B013	Level 4 N15B012	Level 5 N15B011	Level 6 N15B010	Level 7 N15B016	Level 8	MEAN	%RSD	*
alpha-BHC	2.101	2.086	2.274	2.203	2.267	2.190	1.767		2.127	8.21	
beta-BHC	0.812	0.773	0.755	0.768	0.679	0.651	0.675		0.730	8.40	
delta-BHC	2.106	2.067	2.027	2.059	1.917	1.848	1.980		2.001	4.57	
gamma-BHC (Lindane)	2.174	2.063	2.134	2.095	2.080	2.028	1.487		2.009	11.70	
Heptachlor	2.381	2.305	2.265	2.148	2.205	2.157			2.243	4.05	
Aldrin	2.295	2.189	2.241	2.056	2.135	2.081	2.144		2.163	3.93	
Heptachlor Epoxide	2.230	2.091	2.039	1.849	1.910	1.855			1.996	7.57	
Endosulfan I	1.922	1.911	1.966	1.757	1.812	1.865			1.872	4.12	
Dieldrin	2.013	1.884	1.935	1.810	1.888	1.846	1.695		1.867	5.36	
4,4' -DDE	1.910	1.753	1.794	1.649	1.736	1.699	1.608		1.735	5.74	
Endrin	1.913	1.702	1.692	1.602	1.662	1.629			1.700	6.53	
Endosulfan II	1.844	1.759	1.708	1.467	1.568	1.543			1.648	8.77	
4,4' -DDD	1.336	1.200	1.241	1.123	1.169	1.112	1.305		1.212	7.13	
Endosulfan Sulfate	1.493	1.283	1.238	1.219	1.145	1.102			1.247	11.01	
4,4' -DDT	1.554	1.381	1.368	1.298	1.338	1.325	1.694		1.422	10.26	
Methoxychlor	0.865	0.771	0.753	0.702	0.683	0.659			0.739	10.14	
Endrin ketone	1.629	1.604	1.665	1.573	1.545	1.488			1.584	3.99	
Endrin Aldehyde	1.265	1.379	1.178	1.149	1.046	1.001			1.170	11.91	
alpha-Chlordane	2.107	1.975	1.944	1.768	1.886	1.739	1.790		1.887	7.01	
gamma-Chlordane	2.216	2.033	2.011	1.849	1.899	1.849	1.921		1.968	6.65	
Decachlorobiphenyl	1.801	1.614	1.605	1.578	1.412	1.360			1.562	10.13	
Tetrachloro-m-xylene	1.564	1.431	1.406	1.365	1.269	1.234			1.378	8.65	

%RSD must be less than or equal 20.0% for all compounds. (*) Criteria exceeded.

FORM VI PEST

Turbochrom Method File : E:\TC2019\ECD35\11-NOV\PSN15AI.MTH
Created by : am on : 11/18/2019 08:54 AM
Edited by : kca on : 11/18/2019 08:59 AM
Description :

Number of Times Edited : 2
Number of Times Calibrated : 8502

Instrument Conditions :

Instrument Control Method:
Instrument name : AUTO4-DUAL_ECD

Channel Parameters:
Data will be collected from both channels

Channel A signal source: DetA		Channel B signal source: DetB	
Analog Output	: INT	Analog Output	: INT
Attenuation	: -3	Attenuation	: -4
Offset	: 5.0 mV	Offset	: 5.0 mV

Delay Time : 0.00 min.
Run Time : 16.39 min.
Sampling Rate : 1.5625 pts/s

Autosampler Method:

Injection Volume	: 1.0 µl	Pre-Sequence Washes	: 1
Injection Speed	: NORM	Sample Washes	: 2
Viscosity Delay	: 0	Sample Pumps	: 4
Waste Vial	: 1	Solvent A Washes	: 4

Carriers Parameters:
Carrier A control : Press - PSIG
Initial Setpoint : 0.0 Initial Hold : 0.00 min

Carrier B control : Flow - He
Initial Setpoint : 0.0 Initial Hold : 0.00 min

Auxiliary Pneumatic 1 :
Auxiliary Pneumatic 1 setpoint : 0
Auxiliary Pneumatic 2 :
Auxiliary Pneumatic 2 setpoint : 0
Auxiliary Pneumatic 3 :
Auxiliary Pneumatic 3 setpoint : 0
Auxiliary Pneumatic 4 :
Auxiliary Pneumatic 4 setpoint : 0

Valve configuration and settings:

Valve 1 : SPLIT OFF	Valve 2 : NONE
Valve 3 : NONE	Valve 4 : NONE
Valve 5 : NONE	Valve 6 : NONE

Detector Parameters:

Detector A : ECD		Detector B : ECD	
Range	: 1	Range	: 1
Time Constant	: 200	Time Constant	: 200

Autozero : OFF
Ref Gas Flow : 30.0 mL/m
MkUp Gas Flow : 0.0 mL/m

Autozero : OFF
Ref Gas Flow : 30.0 mL/m
MkUp Gas Flow : 0.0 mL/m

Heated Zones:

Injector A :
Injector A Setpoint : 250°
Injector B :
Injector B Setpoint : OFF
Detector A : 350°
Detector B : 350°
Auxiliary (NONE) : 0°

Oven Program:

Cryogenics : OFF
Initial Temp : 120°
Initial Hold : 1.20 min
Maximum Temp : 350°
Equilibration Time : 0.5 min
Ramp 1 : 27.8 °/min to 200°, hold for 0.00 min
Ramp 2 : 8.9 °/min to 230°, hold for 0.00 min
Ramp 3 : 18.2 °/min to 320°, hold for 4.00 min

Total Run Time : 16.39 min

Timed Events:

There are no timed events in the method

Real Time Plot Parameters :

Channel A -- Pages: 1 Offset: 0.000 mV Scale: 1000.000 mV
Channel B -- Pages: 1 Offset: 0.000 mV Scale: 1000.000 mV

Processing Parameters :

Bunch Factor : 1 points
Noise Threshold : 300 µV
Area Threshold : 163.00 µV

Peak Separation Criteria
Width Ratio : 0.200
Valley-to-Peak Ratio : 0.010

Exponential Skim Criteria
Peak Height Ratio : 5.000
Adjusted Height Ratio : 4.000
Valley Height Ratio : 3.000

Baseline Timed Events :

Event #1 - -P at 0.047
Event #2 - +P at 2.642
Event #3 - -P at 2.899
Event #4 - +P at 3.399
Event #5 - -P at 3.670
Event #6 - +P at 3.737
Event #7 - S at 3.871
Event #8 - -P at 8.456
Event #9 - +P at 9.240

Event #10 - -P at 9.497

Annotated Replot Parameters :

No replot will be printed

Report Format files :

No report format files given

User Programs :

No user programs will be executed

Global Information :

Default Sample Volume : 1.000 ul
Quantitation Units :
Void Time : 0.000 min
Correct amounts during calibration : YES
Reject outliers during calibration : NO
An Internal Standard calibration will be used
Unknown peaks will be quantitated using a response factor of 1.000000e+06

Component Information :

Int Std

Component Type : Single Peak Component
Retention Time : 2.695 min Search Window: 1.00 s, 1.00 %
Reference Component:
Find peak closest to expected RT in window
Internal Standard :
Use Average Calibration Factor (Area ratio / Amount ratio)
User Values:
Label :
Value 1: 0.000000
Value 2: 0.000000
Value 3: 0.000000
Value 4: 0.000000
Value 5: 0.000000
Calibration Levels:

Level Name	Amount	Area	Height	ISTD Resp.	ISTD Amt.	# Replicates
1	100.0000	423568.83	222558.50	1.0000	1.0000	1
1A	100.0000	418856.87	216819.76	1.0000	1.0000	1
1G	100.0000	448124.08	204529.62	1.0000	1.0000	1
2	100.0000	434454.93	219463.75	1.0000	1.0000	1
3	100.0000	423074.49	218702.05	1.0000	1.0000	1
4	100.0000	440982.66	217302.53	1.0000	1.0000	1
5	100.0000	429253.92	220134.18	1.0000	1.0000	1
6	100.0000	429593.94	207636.76	1.0000	1.0000	1

Average Calibration Factor = 1.000000 (%RSD = 0.00)

% TCMX

Component Type : Single Peak Component
Retention Time : 3.446 min Search Window: 1.00 s, 1.00 %
Reference Component:
Find peak closest to expected RT in window
Internal Standard : Int Std
Use Average Calibration Factor (Area ratio / Amount ratio)
User Values:
Label :
Value 1: 0.000000

Value 2: 0.000000
Value 3: 0.000000
Value 4: 0.000000
Value 5: 0.000000

Calibration Levels:

Level Name	Amount	Area	Height	ISTD Resp.	ISTD Amt.	# Replicates
1	20.0000	160452.97	87859.27	0.3788	0.2000	1
2	40.0000	299938.42	161056.34	0.6904	0.4000	1
3	60.0000	425655.31	225183.22	1.0061	0.6000	1
4	80.0000	574807.41	291855.62	1.3035	0.8000	1
5	100.0000	658094.16	344924.30	1.5331	1.0000	1
6	120.0000	769074.88	390358.68	1.7902	1.2000	1

Average Calibration Factor = 1.658525 (%RSD = 8.73)

Hexachlorobenzene

Component Type : Single Peak Component
Retention Time : 3.839 min Search Window: 0.50 s, 0.50 %
Reference Component: % TCMX
Find peak closest to expected RT in window
Internal Standard : Int Std
Use Average Calibration Factor (Area ratio / Amount ratio)
User Values:
Label :
Value 1: 0.000000
Value 2: 0.000000
Value 3: 0.000000
Value 4: 0.000000
Value 5: 0.000000

Calibration Levels:

Level Name	Amount	Area	Height	ISTD Resp.	ISTD Amt.	# Replicates
1	5.0000	65773.50	37733.28	0.1553	0.0500	1
2	10.0000	122499.28	68009.24	0.2820	0.1000	1
3	25.0000	270311.79	144412.17	0.6389	0.2500	1
4	50.0000	428844.20	219499.84	0.9725	0.5000	1
5	75.0000	696495.74	366057.37	1.6226	0.7500	1
6	100.0000	884824.40	448390.24	2.0597	1.0000	1

Average Calibration Factor = 2.441506 (%RSD = 18.92)

a-BHC

Component Type : Single Peak Component
Retention Time : 4.009 min Search Window: 0.50 s, 0.50 %
Reference Component: % TCMX
Find peak closest to expected RT in window
Internal Standard : Int Std
Use Average Calibration Factor (Area ratio / Amount ratio)
User Values:
Label :
Value 1: 0.000000
Value 2: 0.000000
Value 3: 0.000000
Value 4: 0.000000
Value 5: 0.000000

Calibration Levels:

Level Name	Amount	Area	Height	ISTD Resp.	ISTD Amt.	# Replicates
1a	2.0000	18712.34	11509.21	0.0447	0.0200	1
1	5.0000	55118.62	32434.64	0.1301	0.0500	1
2	10.0000	106302.86	62450.82	0.2447	0.1000	1
3	25.0000	252897.64	145595.11	0.5978	0.2500	1
4	50.0000	488620.12	269315.77	1.1080	0.5000	1
5	75.0000	718488.17	403129.97	1.6738	0.7500	1

6	100.0000	925322.29	504105.80	2.1539	1.0000	1

Average Calibration Factor = 2.325122 (%RSD = 6.90)

g-BHC

Component Type : Single Peak Component
Retention Time : 4.324 min Search Window: 0.50 s, 0.50 %
Reference Component: % TCMX
Find peak closest to expected RT in window
Internal Standard : Int Std
Use Average Calibration Factor (Area ratio / Amount ratio)
User Values:
Label :
Value 1: 0.000000
Value 2: 0.000000
Value 3: 0.000000
Value 4: 0.000000
Value 5: 0.000000
Calibration Levels:

Level Name	Amount	Area	Height	ISTD Resp.	ISTD Amt.	# Replicates
1a	2.0000	20214.83	11288.43	0.0483	0.0200	1
1	5.0000	53150.99	30390.29	0.1255	0.0500	1
2	10.0000	99572.42	57251.78	0.2292	0.1000	1
3	25.0000	230133.17	129018.58	0.5440	0.2500	1
4	50.0000	443543.89	242800.16	1.0058	0.5000	1
5	75.0000	642956.83	357103.77	1.4978	0.7500	1
6	100.0000	825414.27	446788.36	1.9214	1.0000	1

Average Calibration Factor = 2.188658 (%RSD = 10.28)

b-BHC

Component Type : Single Peak Component
Retention Time : 4.410 min Search Window: 0.50 s, 0.50 %
Reference Component: % TCMX
Find peak closest to expected RT in window
Internal Standard : Int Std
Use Average Calibration Factor (Area ratio / Amount ratio)
User Values:
Label :
Value 1: 0.000000
Value 2: 0.000000
Value 3: 0.000000
Value 4: 0.000000
Value 5: 0.000000
Calibration Levels:

Level Name	Amount	Area	Height	ISTD Resp.	ISTD Amt.	# Replicates
1A	2.0000	7872.12	4765.74	0.0188	0.0200	1
1	5.0000	20111.54	11676.16	0.0475	0.0500	1
2	10.0000	38213.38	22009.77	0.0880	0.1000	1
3	25.0000	87154.96	48203.49	0.2060	0.2500	1
4	50.0000	181191.35	98687.64	0.4109	0.5000	1
5	75.0000	235857.97	128505.22	0.5495	0.7500	1
6	100.0000	301731.02	158643.65	0.7024	1.0000	1

Average Calibration Factor = 0.835666 (%RSD = 11.40)

d-BHC

Component Type : Single Peak Component
Retention Time : 4.586 min Search Window: 0.50 s, 0.50 %
Reference Component: % TCMX
Find peak closest to expected RT in window
Internal Standard : Int Std

Use Average Calibration Factor (Area ratio / Amount ratio)
User Values:
Label :
Value 1: 0.000000
Value 2: 0.000000
Value 3: 0.000000
Value 4: 0.000000
Value 5: 0.000000
Calibration Levels:

Level Name	Amount	Area	Height	ISTD Resp.	ISTD Amt.	# Replicates
1a	2.0000	16257.87	9982.26	0.0388	0.0200	1
1	5.0000	43765.59	26099.46	0.1033	0.0500	1
2	10.0000	87341.40	51064.69	0.2010	0.1000	1
3	25.0000	203092.33	117159.19	0.4800	0.2500	1
4	50.0000	413564.74	227307.26	0.9378	0.5000	1
5	75.0000	586580.73	329259.00	1.3665	0.7500	1
6	100.0000	755039.49	405316.32	1.7576	1.0000	1

Average Calibration Factor = 1.913288 (%RSD = 5.55)

Heptachlor
Component Type : Single Peak Component
Retention Time : 4.784 min Search Window: 0.50 s, 0.50 %
Reference Component: % TCMX
Find peak closest to expected RT in window
Internal Standard : Int Std
Use Average Calibration Factor (Area ratio / Amount ratio)
User Values:
Label :
Value 1: 0.000000
Value 2: 0.000000
Value 3: 0.000000
Value 4: 0.000000
Value 5: 0.000000
Calibration Levels:

Level Name	Amount	Area	Height	ISTD Resp.	ISTD Amt.	# Replicates
1	5.0000	58219.09	33271.02	0.1374	0.0500	1
2	10.0000	111288.97	63028.97	0.2562	0.1000	1
3	25.0000	249054.77	140117.44	0.5887	0.2500	1
4	50.0000	462778.97	254046.54	1.0494	0.5000	1
5	75.0000	690418.88	386047.02	1.6084	0.7500	1
6	100.0000	890710.58	485922.18	2.0734	1.0000	1

Average Calibration Factor = 2.330342 (%RSD = 11.88)

Aldrin
Component Type : Single Peak Component
Retention Time : 5.075 min Search Window: 0.50 s, 0.50 %
Reference Component: % TCMX
Find peak closest to expected RT in window
Internal Standard : Int Std
Use Average Calibration Factor (Area ratio / Amount ratio)
User Values:
Label :
Value 1: 0.000000
Value 2: 0.000000
Value 3: 0.000000
Value 4: 0.000000
Value 5: 0.000000
Calibration Levels:

Level Name Amount Area Height ISTD Resp. ISTD Amt. # Replicates

1a	2.0000	18890.03	10179.26	0.0451	0.0200	1
1	5.0000	52312.81	28774.32	0.1235	0.0500	1
2	10.0000	99430.64	54914.47	0.2289	0.1000	1
3	25.0000	231031.98	127456.64	0.5461	0.2500	1
4	50.0000	429556.45	230395.80	0.9741	0.5000	1
5	75.0000	650518.20	355042.83	1.5155	0.7500	1
6	100.0000	833653.28	446044.54	1.9406	1.0000	1

Average Calibration Factor = 2.158193 (%RSD = 9.16)

Heptachlor epoxide
Component Type : Single Peak Component
Retention Time : 5.689 min Search Window: 0.50 s, 0.50 %
Reference Component:
Find peak closest to expected RT in window
Internal Standard : Int Std
Use Average Calibration Factor (Area ratio / Amount ratio)
User Values:
Label :
Value 1: 0.000000
Value 2: 0.000000
Value 3: 0.000000
Value 4: 0.000000
Value 5: 0.000000
Calibration Levels:

Level Name	Amount	Area	Height	ISTD Resp.	ISTD Amt.	# Replicates
1	5.0000	49437.99	25818.92	0.1167	0.0500	1
2	10.0000	93851.31	48822.35	0.2160	0.1000	1
3	25.0000	216363.20	111847.22	0.5114	0.2500	1
4	50.0000	402386.46	204769.62	0.9125	0.5000	1
5	75.0000	596627.40	314118.33	1.3899	0.7500	1
6	100.0000	765351.20	395098.89	1.7816	1.0000	1

Average Calibration Factor = 1.999989 (%RSD = 10.94)

g-Chlordane
Component Type : Single Peak Component
Retention Time : 5.822 min Search Window: 0.50 s, 0.50 %
Reference Component: Heptachlor epoxide
Find peak closest to expected RT in window
Internal Standard : Int Std
Use Average Calibration Factor (Area ratio / Amount ratio)
User Values:
Label :
Value 1: 0.000000
Value 2: 0.000000
Value 3: 0.000000
Value 4: 0.000000
Value 5: 0.000000
Calibration Levels:

Level Name	Amount	Area	Height	ISTD Resp.	ISTD Amt.	# Replicates
1a	2.0000	18629.25	9230.34	0.0445	0.0200	1
1	5.0000	46331.22	24459.48	0.1094	0.0500	1
2	10.0000	91401.56	47251.91	0.2104	0.1000	1
3	25.0000	217342.64	109402.72	0.5137	0.2500	1
4	50.0000	403445.12	195714.41	0.9149	0.5000	1
5	75.0000	595167.94	303246.75	1.3865	0.7500	1
6	100.0000	762196.49	382619.05	1.7742	1.0000	1

Average Calibration Factor = 2.003266 (%RSD = 9.16)

a-Chlordane
Component Type : Single Peak Component

Retention Time : 5.962 min Search Window: 0.50 s, 0.50 %
Reference Component: Heptachlor epoxide
Find peak closest to expected RT in window
Internal Standard : Int Std
Use Average Calibration Factor (Area ratio / Amount ratio)
User Values:
Label :
Value 1: 0.000000
Value 2: 0.000000
Value 3: 0.000000
Value 4: 0.000000
Value 5: 0.000000
Calibration Levels:

Level Name	Amount	Area	Height	ISTD Resp.	ISTD Amt.	# Replicates
1a	2.0000	16364.16	8690.39	0.0391	0.0200	1
1	5.0000	48311.86	24895.08	0.1141	0.0500	1
2	10.0000	90878.52	46382.02	0.2092	0.1000	1
3	25.0000	210138.55	106512.89	0.4967	0.2500	1
4	50.0000	384585.04	194325.62	0.8721	0.5000	1
5	75.0000	577249.80	294984.70	1.3448	0.7500	1
6	100.0000	737291.45	374047.11	1.7163	1.0000	1

Average Calibration Factor = 1.938096 (%RSD = 10.57)

4,4'-DDE
Component Type : Single Peak Component
Retention Time : 6.040 min Search Window: 0.50 s, 0.50 %
Reference Component: Heptachlor epoxide
Find largest peak in window
Internal Standard : Int Std
Use Average Calibration Factor (Area ratio / Amount ratio)
User Values:
Label :
Value 1: 0.000000
Value 2: 0.000000
Value 3: 0.000000
Value 4: 0.000000
Value 5: 0.000000
Calibration Levels:

Level Name	Amount	Area	Height	ISTD Resp.	ISTD Amt.	# Replicates
1a	2.0000	15281.50	7865.22	0.0365	0.0200	1
1	5.0000	40405.35	21244.54	0.0954	0.0500	1
2	10.0000	79196.58	41661.23	0.1823	0.1000	1
3	25.0000	187052.77	99007.87	0.4421	0.2500	1
4	50.0000	346486.32	179096.28	0.7857	0.5000	1
5	75.0000	537582.67	278811.62	1.2524	0.7500	1
6	100.0000	694558.72	360637.03	1.6168	1.0000	1

Average Calibration Factor = 1.740211 (%RSD = 7.10)

DDT Breakdown
Component Type : Named Group
Group Members:
4,4'-DDE
4,4'-DDD
4,4'-DDT

Internal Standard : Int Std
Quantitation will be done using response factor = 1.000000e+06

Endosulfan I

Component Type : Single Peak Component
Retention Time : 6.116 min Search Window: 0.50 s, 0.50 %
Reference Component: Heptachlor epoxide
Find peak closest to expected RT in window
Internal Standard : Int Std
Use Average Calibration Factor (Area ratio / Amount ratio)
User Values:
Label :
Value 1: 0.000000
Value 2: 0.000000
Value 3: 0.000000
Value 4: 0.000000
Value 5: 0.000000
Calibration Levels:

Level Name	Amount	Area	Height	ISTD Resp.	ISTD Amt.	# Replicates
1	5.0000	44914.86	22592.15	0.1060	0.0500	1
2	10.0000	84790.59	42649.27	0.1952	0.1000	1
3	25.0000	198916.89	98432.41	0.4702	0.2500	1
4	50.0000	360323.91	173715.22	0.8171	0.5000	1
5	75.0000	560939.34	274847.92	1.3068	0.7500	1
6	100.0000	718879.30	349302.94	1.6734	1.0000	1

Average Calibration Factor = 1.833844 (%RSD = 10.13)

Dieldrin
Component Type : Single Peak Component
Retention Time : 6.381 min Search Window: 0.50 s, 0.50 %
Reference Component: Heptachlor epoxide
Find largest peak in window
Internal Standard : Int Std
Use Average Calibration Factor (Area ratio / Amount ratio)
User Values:
Label :
Value 1: 0.000000
Value 2: 0.000000
Value 3: 0.000000
Value 4: 0.000000
Value 5: 0.000000
Calibration Levels:

Level Name	Amount	Area	Height	ISTD Resp.	ISTD Amt.	# Replicates
1a	2.0000	15064.92	7873.16	0.0360	0.0200	1
1	5.0000	46066.84	23347.04	0.1088	0.0500	1
2	10.0000	87077.11	45270.36	0.2004	0.1000	1
3	25.0000	209571.48	106446.23	0.4954	0.2500	1
4	50.0000	391885.45	195116.38	0.8887	0.5000	1
5	75.0000	597207.38	297472.98	1.3913	0.7500	1
6	100.0000	769159.94	383875.73	1.7904	1.0000	1

Average Calibration Factor = 1.911714 (%RSD = 7.75)

Endrin
Component Type : Single Peak Component
Retention Time : 6.652 min Search Window: 0.50 s, 0.50 %
Reference Component:
Find peak closest to expected RT in window
Internal Standard : Int Std
Use Average Calibration Factor (Area ratio / Amount ratio)
User Values:
Label :
Value 1: 0.000000
Value 2: 0.000000

Value 3: 0.000000
Value 4: 0.000000
Value 5: 0.000000

Calibration Levels:

Level Name	Amount	Area	Height	ISTD Resp.	ISTD Amt.	# Replicates
1	5.0000	38101.82	19689.45	0.0900	0.0500	1
2	10.0000	72106.05	36854.57	0.1660	0.1000	1
3	25.0000	176267.43	89874.44	0.4166	0.2500	1
4	50.0000	345618.98	170502.08	0.7837	0.5000	1
5	75.0000	534901.22	262724.39	1.2461	0.7500	1
6	100.0000	695500.77	343098.36	1.6190	1.0000	1

Average Calibration Factor = 1.662212 (%RSD = 4.63)

Endrin Breakdown

Component Type : Named Group

Group Members:

Endrin
Endrin aldehyde
Endrin Ketone

Internal Standard : Int Std

Quantitation will be done using response factor = 1.000000e+06

4,4'-DDD

Component Type : Single Peak Component

Retention Time : 6.718 min Search Window: 0.60 s, 0.50 %

Reference Component: Endrin

Find peak closest to expected RT in window

Internal Standard : Int Std

Use Average Calibration Factor (Area ratio / Amount ratio)

User Values:

Label :
Value 1: 0.000000
Value 2: 0.000000
Value 3: 0.000000
Value 4: 0.000000
Value 5: 0.000000

Calibration Levels:

Level Name	Amount	Area	Height	ISTD Resp.	ISTD Amt.	# Replicates
1A	2.0000	10202.84	5126.27	0.0244	0.0200	1
1	5.0000	28996.99	14557.17	0.0685	0.0500	1
2	10.0000	59332.58	29424.98	0.1366	0.1000	1
3	25.0000	145810.68	72201.07	0.3446	0.2500	1
4	50.0000	285001.87	137656.41	0.6463	0.5000	1
5	75.0000	423713.55	210491.79	0.9871	0.7500	1
6	100.0000	540289.16	269125.38	1.2577	1.0000	1

Average Calibration Factor = 1.313964 (%RSD = 4.69)

Endosulfan II

Component Type : Single Peak Component

Retention Time : 6.929 min Search Window: 0.50 s, 0.50 %

Reference Component: Endrin

Find largest peak in window

Internal Standard : Int Std

Use Average Calibration Factor (Area ratio / Amount ratio)

User Values:

Label :
Value 1: 0.000000
Value 2: 0.000000

Value 3: 0.000000
Value 4: 0.000000
Value 5: 0.000000

Calibration Levels:

Level Name	Amount	Area	Height	ISTD Resp.	ISTD Amt.	# Replicates
1	5.0000	37372.57	17918.19	0.0882	0.0500	1
2	10.0000	71243.07	35152.00	0.1640	0.1000	1
3	25.0000	168866.86	81934.69	0.3991	0.2500	1
4	50.0000	296842.31	141609.09	0.6731	0.5000	1
5	75.0000	479776.62	230555.09	1.1177	0.7500	1
6	100.0000	614322.94	290814.06	1.4300	1.0000	1

Average Calibration Factor = 1.544600 (%RSD = 9.84)

4,4'-DDT

Component Type : Single Peak Component
Retention Time : 7.057 min Search Window: 0.75 s, 0.75 %
Reference Component: Endrin
Find largest peak in window
Internal Standard : Int Std
Use Average Calibration Factor (Area ratio / Amount ratio)
User Values:
Label :
Value 1: 0.000000
Value 2: 0.000000
Value 3: 0.000000
Value 4: 0.000000
Value 5: 0.000000

Calibration Levels:

Level Name	Amount	Area	Height	ISTD Resp.	ISTD Amt.	# Replicates
1a	2.0000	9606.58	5129.11	0.0229	0.0200	1
1	5.0000	35071.83	17219.01	0.0828	0.0500	1
2	10.0000	66779.54	33632.79	0.1537	0.1000	1
3	25.0000	164794.86	80344.53	0.3895	0.2500	1
4	50.0000	316519.21	153780.85	0.7178	0.5000	1
5	75.0000	482029.71	233626.45	1.1229	0.7500	1
6	100.0000	624062.81	300841.14	1.4527	1.0000	1

Average Calibration Factor = 1.469057 (%RSD = 10.89)

Endrin aldehyde

Component Type : Single Peak Component
Retention Time : 7.430 min Search Window: 0.75 s, 0.75 %
Reference Component: Endrin
Find largest peak in window
Internal Standard : Int Std
Use Average Calibration Factor (Area ratio / Amount ratio)
User Values:
Label :
Value 1: 0.000000
Value 2: 0.000000
Value 3: 0.000000
Value 4: 0.000000
Value 5: 0.000000

Calibration Levels:

Level Name	Amount	Area	Height	ISTD Resp.	ISTD Amt.	# Replicates
1	5.0000	27883.82	13175.26	0.0658	0.0500	1
2	10.0000	51544.67	25560.40	0.1186	0.1000	1
3	25.0000	115474.33	56905.67	0.2729	0.2500	1
4	50.0000	248756.62	116037.29	0.5641	0.5000	1
5	75.0000	340022.38	160663.06	0.7921	0.7500	1
6	100.0000	432538.47	202705.36	1.0069	1.0000	1

Average Calibration Factor = 1.131002 (%RSD = 9.69)

Methoxychlor

Component Type : Single Peak Component
Retention Time : 7.647 min Search Window: 0.30 s, 0.30 %
Reference Component: Endrin
Find largest peak in window
Internal Standard : Int Std
Use Average Calibration Factor (Area ratio / Amount ratio)
User Values:
Label :
Value 1: 0.000000
Value 2: 0.000000
Value 3: 0.000000
Value 4: 0.000000
Value 5: 0.000000
Calibration Levels:

Level Name	Amount	Area	Height	ISTD Resp.	ISTD Amt.	# Replicates
1	5.0000	25435.95	9874.01	0.0601	0.0500	1
2	10.0000	36165.48	17344.33	0.0832	0.1000	1
3	25.0000	84669.54	41845.91	0.2001	0.2500	1
4	50.0000	174662.16	81416.64	0.3961	0.5000	1
5	75.0000	253168.19	120273.64	0.5898	0.7500	1
6	100.0000	329402.49	155025.64	0.7668	1.0000	1

Average Calibration Factor = 0.863215 (%RSD = 19.33)

Mirex

Component Type : Single Peak Component
Retention Time : 7.818 min Search Window: 0.30 s, 0.30 %
Reference Component: Endrin
Find largest peak in window
Internal Standard : Int Std
Use Average Calibration Factor (Area ratio / Amount ratio)
User Values:
Label :
Value 1: 0.000000
Value 2: 0.000000
Value 3: 0.000000
Value 4: 0.000000
Value 5: 0.000000
Calibration Levels:

Level Name	Amount	Area	Height	ISTD Resp.	ISTD Amt.	# Replicates
1	5.0000	34928.26	17218.07	0.0825	0.0500	1
2	10.0000	65822.42	31938.43	0.1515	0.1000	1
3	25.0000	152200.18	72636.56	0.3597	0.2500	1
4	50.0000	287817.75	137936.28	0.6527	0.5000	1
5	75.0000	408191.82	191774.72	0.9509	0.7500	1
6	100.0000	515088.49	244999.57	1.1990	1.0000	1

Average Calibration Factor = 1.395926 (%RSD = 12.14)

Endosulfan sulfate

Component Type : Single Peak Component
Retention Time : 7.930 min Search Window: 0.50 s, 0.50 %
Reference Component: Endrin
Find peak closest to expected RT in window
Internal Standard : Int Std
Use Average Calibration Factor (Area ratio / Amount ratio)
User Values:
Label :

Value 1: 0.000000
Value 2: 0.000000
Value 3: 0.000000
Value 4: 0.000000
Value 5: 0.000000

Calibration Levels:

Level Name	Amount	Area	Height	ISTD Resp.	ISTD Amt.	# Replicates
1	5.0000	25576.46	13435.29	0.0604	0.0500	1
2	10.0000	49500.17	26054.57	0.1139	0.1000	1
3	25.0000	122407.86	62143.96	0.2893	0.2500	1
4	50.0000	246198.35	124363.43	0.5583	0.5000	1
5	75.0000	371230.98	175496.07	0.8648	0.7500	1
6	100.0000	466563.69	221332.09	1.0861	1.0000	1

Average Calibration Factor = 1.143349 (%RSD = 3.59)

Endrin Ketone

Component Type : Single Peak Component
Retention Time : 8.251 min Search Window: 0.30 s, 0.30 %
Reference Component: Endrin
Find largest peak in window
Internal Standard : Int Std
Use Average Calibration Factor (Area ratio / Amount ratio)
User Values:
Label :
Value 1: 0.000000
Value 2: 0.000000
Value 3: 0.000000
Value 4: 0.000000
Value 5: 0.000000

Calibration Levels:

Level Name	Amount	Area	Height	ISTD Resp.	ISTD Amt.	# Replicates
1	5.0000	36009.36	18431.79	0.0850	0.0500	1
2	10.0000	74240.92	37840.60	0.1709	0.1000	1
3	25.0000	179571.54	87911.75	0.4244	0.2500	1
4	50.0000	343297.38	164608.89	0.7785	0.5000	1
5	75.0000	496383.11	241559.58	1.1564	0.7500	1
6	100.0000	640164.63	298747.48	1.4902	1.0000	1

Average Calibration Factor = 1.615977 (%RSD = 6.01)

% DCBP

Component Type : Single Peak Component
Retention Time : 9.295 min Search Window: 0.50 s, 0.50 %
Reference Component: Endrin
Find largest peak in window
Internal Standard : Int Std
Use Average Calibration Factor (Area ratio / Amount ratio)
User Values:
Label :
Value 1: 0.000000
Value 2: 0.000000
Value 3: 0.000000
Value 4: 0.000000
Value 5: 0.000000

Calibration Levels:

Level Name	Amount	Area	Height	ISTD Resp.	ISTD Amt.	# Replicates
1	20.0000	113039.41	57286.29	0.2669	0.2000	1
2	40.0000	222534.24	109460.18	0.5122	0.4000	1
3	60.0000	322014.68	156217.48	0.7611	0.6000	1
4	80.0000	420643.24	214170.10	0.9765	0.8000	1
5	100.0000	503006.43	243855.83	1.1718	1.0000	1

6	120.0000	577364.74	284414.98	1.3440	1.2000	1

Average Calibration Factor = 1.232657 (%RSD = 6.33)

Calibration Replicate Lists:

Component: Int Std

Level : 1

Area	Height	Vol Adj Amt	ISTD Response	ISTD Amount	Date/Time	File
423568.83	222558.50	100.0000	1.0000	1.0000	11/18/2019 08:59 AM	GEDIT.RS

Level : 1A

Area	Height	Vol Adj Amt	ISTD Response	ISTD Amount	Date/Time	File
418856.87	216819.76	100.0000	1.0000	1.0000	11/18/2019 08:53 AM	GEDIT.RS

Level : 1G

Area	Height	Vol Adj Amt	ISTD Response	ISTD Amount	Date/Time	File
448124.08	204529.62	100.0000	1.0000	1.0000	11/14/2019 11:32 AM	GEDIT.RS

Level : 2

Area	Height	Vol Adj Amt	ISTD Response	ISTD Amount	Date/Time	File
434454.93	219463.75	100.0000	1.0000	1.0000	11/18/2019 08:59 AM	GEDIT.RS

Level : 3

Area	Height	Vol Adj Amt	ISTD Response	ISTD Amount	Date/Time	File
423074.49	218702.05	100.0000	1.0000	1.0000	11/18/2019 08:53 AM	GEDIT.RS

Level : 4

Area	Height	Vol Adj Amt	ISTD Response	ISTD Amount	Date/Time	File
440982.66	217302.53	100.0000	1.0000	1.0000	11/18/2019 08:53 AM	GEDIT.RS

Level : 5

Area	Height	Vol Adj Amt	ISTD Response	ISTD Amount	Date/Time	File
429253.92	220134.18	100.0000	1.0000	1.0000	11/18/2019 08:53 AM	GEDIT.RS

Level : 6

Area	Height	Vol Adj Amt	ISTD Response	ISTD Amount	Date/Time	File
429593.94	207636.76	100.0000	1.0000	1.0000	11/18/2019 08:53 AM	GEDIT.RS

Component: % TCMX

Level : 1

Area	Height	Vol Adj Amt	ISTD Response	ISTD Amount	Date/Time	File
160452.97	87859.27	20.0000	0.3788	0.2000	11/18/2019 08:59 AM	GEDIT.RS

Level : 2

Area	Height	Vol Adj Amt	ISTD Response	ISTD Amount	Date/Time	File
299934.22	161056.34	40.0000	[illegible]	[illegible]	11/18/2019 08:59 AM	GEDIT.RS

Level : 3

Area	Height	Vol Adj Amt	ISTD Response	ISTD Amount	Date/Time	File
425655.31	225183.22	60.0000	1.0061	0.6000	11/18/2019 08:53 AM	GEDIT.RS

Level : 4

Area	Height	Vol Adj Amt	ISTD Response	ISTD Amount	Date/Time	File
574807.41	291855.62	80.0000	1.3035	0.8000	11/18/2019 08:53 AM	GEDIT.RS

Level : 5

Area	Height	Vol Adj Amt	ISTD Response	ISTD Amount	Date/Time	File
658094.16	344924.30	100.0000	1.5331	1.0000	11/18/2019 08:53 AM	GEDIT.RS

Level : 6

Area	Height	Vol Adj Amt	ISTD Response	ISTD Amount	Date/Time	File
769074.88	390358.68	120.0000	1.7902	1.2000	11/18/2019 08:53 AM	GEDIT.RS

Component: Hexachlorobenzene

Level : 1

Area	Height	Vol Adj Amt	ISTD Response	ISTD Amount	Date/Time	File
65773.50	37733.28	5.0000	0.1553	0.0500	11/18/2019 08:59 AM	GEDIT.RS

Level : 2

Area	Height	Vol Adj Amt	ISTD Response	ISTD Amount	Date/Time	File
122499.28	68009.24	10.0000	0.2820	0.1000	11/18/2019 08:59 AM	GEDIT.RS

Level : 3

Area	Height	Vol Adj Amt	ISTD Response	ISTD Amount	Date/Time	File
270311.79	144412.17	25.0000	0.6389	0.2500	11/18/2019 08:53 AM	GEDIT.RS

Level : 4

Area	Height	Vol Adj Amt	ISTD Response	ISTD Amount	Date/Time	File
428844.20	219499.84	50.0000	0.9725	0.5000	11/18/2019 08:53 AM	GEDIT.RS

Level : 5

Area	Height	Vol Adj Amt	ISTD Response	ISTD Amount	Date/Time	File
696495.74	366057.37	75.0000	1.6226	0.7500	11/18/2019 08:53 AM	GEDIT.RS

Level : 6

Area	Height	Vol Adj Amt	ISTD Response	ISTD Amount	Date/Time	File
884824.40	448390.24	100.0000	2.0597	1.0000	11/18/2019 08:53 AM	GEDIT.RS

Component: a-BHC

Level : 1a

Area	Height	Vol Adj Amt	ISTD Response	ISTD Amount	Date/Time	File
18712.34	11509.21	2.0000	0.0447	0.0200	11/18/2019 08:53 AM	GEDIT.RS

Level : 1

Area	Height	Vol Adj Amt	ISTD Response	ISTD Amount	Date/Time	File
55118.62	32434.64	5.0000	0.1301	0.0500	11/18/2019 08:59 AM	GEDIT.RS

Level : 2

Area	Height	Vol Adj Amt	ISTD Response	ISTD Amount	Date/Time	File
106302.86	62450.82	10.0000	0.2447	0.1000	11/18/2019 08:59 AM	GEDIT.RS

Level : 3

Area	Height	Vol Adj Amt	ISTD Response	ISTD Amount	Date/Time	File
252897.64	145595.11	25.0000	0.5978	0.2500	11/18/2019 08:53 AM	GEDIT.RS

Level : 4

Area	Height	Vol Adj Amt	ISTD Response	ISTD Amount	Date/Time	File
488620.12	269315.77	50.0000	1.1080	0.5000	11/18/2019 08:53 AM	GEDIT.RS

Level : 5

Area	Height	Vol Adj Amt	ISTD Response	ISTD Amount	Date/Time	File
718468.47	403129.97	75.0000	1.6738	0.7500	11/18/2019 08:53 AM	GEDIT.RS

Level : 6

Area	Height	Vol Adj Amt	ISTD Response	ISTD Amount	Date/Time	File
925322.29	504105.80	100.0000	2.1539	1.0000	11/18/2019 08:53 AM	GEDIT.RS

Component: g-BHC

Level : 1a

Area	Height	Vol Adj Amt	ISTD Response	ISTD Amount	Date/Time	File
20214.83	11288.43	2.0000	0.0483	0.0200	11/18/2019 08:53 AM	GEDIT.RS

Level : 1

Area	Height	Vol Adj Amt	ISTD Response	ISTD Amount	Date/Time	File
53150.99	30390.29	5.0000	0.1255	0.0500	11/18/2019 08:59 AM	GEDIT.RS

Level : 2

Area	Height	Vol Adj Amt	ISTD Response	ISTD Amount	Date/Time	File
99572.42	57251.78	10.0000	0.2292	0.1000	11/18/2019 08:59 AM	GEDIT.RS

Level : 3

Area	Height	Vol Adj Amt	ISTD Response	ISTD Amount	Date/Time	File
230133.17	129018.58	25.0000	0.5440	0.2500	11/18/2019 08:53 AM	GEDIT.RS

Level : 4

Area	Height	Vol Adj Amt	ISTD Response	ISTD Amount	Date/Time	File
443543.89	242800.16	50.0000	1.0058	0.5000	11/18/2019 08:53 AM	GEDIT.RS

Level : 5

Area	Height	Vol Adj Amt	ISTD Response	ISTD Amount	Date/Time	File
642956.83	357103.77	75.0000	1.4978	0.7500	11/18/2019 08:53 AM	GEDIT.RS

Level : 6

Area	Height	Vol Adj Amt	ISTD Response	ISTD Amount	Date/Time	File
825414.27	446788.36	100.0000	1.9214	1.0000	11/18/2019 08:53 AM	GEDIT.RS

Component: b-BHC

Level : 1A

Area	Height	Vol Adj Amt	ISTD Response	ISTD Amount	Date/Time	File
7872.12	4765.74	2.0000	0.0188	0.0200	11/18/2019 08:53 AM	GEDIT.RS

Level : 1

Area	Height	Vol Adj Amt	ISTD Response	ISTD Amount	Date/Time	File
20111.54	11676.16	5.0000	0.0475	0.0500	11/18/2019 08:59 AM	GEDIT.RS

Level : 2

Area	Height	Vol Adj Amt	ISTD Response	ISTD Amount	Date/Time	File
38213.38	22009.77	10.0000	0.0880	0.1000	11/18/2019 08:59 AM	GEDIT.RS

Level : 3

Area	Height	Vol Adj Amt	ISTD Response	ISTD Amount	Date/Time	File
87154.96	48203.49	25.0000	0.2060	0.2500	11/18/2019 08:53 AM	GEDIT.RS

Level : 4

Area	Height	Vol Adj Amt	ISTD Response	ISTD Amount	Date/Time	File
181191.35	98687.64	50.0000	0.4109	0.5000	11/18/2019 08:53 AM	GEDIT.RS

Level : 5

Area	Height	Vol Adj Amt	ISTD Response	ISTD Amount	Date/Time	File
235857.97	128505.22	75.0000	0.5495	0.7500	11/18/2019 08:53 AM	GEDIT.RS

Level : 6

Area	Height	Vol Adj Amt	ISTD Response	ISTD Amount	Date/Time	File
301731.02	158643.65	100.0000	0.7024	1.0000	11/18/2019 08:53 AM	GEDIT.RS

Component: d-BHC

Level : 1a

Area	Height	Vol Adj Amt	ISTD Response	ISTD Amount	Date/Time	File
16257.87	9982.26	2.0000	0.0388	0.0200	11/18/2019 08:53 AM	GEDIT.RS

Level : 1

Area	Height	Vol Adj Amt	ISTD Response	ISTD Amount	Date/Time	File
43765.59	26099.46	5.0000	0.1033	0.0500	11/18/2019 08:59 AM	GEDIT.RS

Level : 2

Area	Height	Vol Adj Amt	ISTD Response	ISTD Amount	Date/Time	File
87341.40	51064.69	10.0000	0.2010	0.1000	11/18/2019 08:59 AM	GEDIT.RS

Level : 3

Area	Height	Vol Adj Amt	ISTD Response	ISTD Amount	Date/Time	File
203092.33	117159.19	25.0000	0.4800	0.2500	11/18/2019 08:53 AM	GEDIT.RS

Level : 4

Area	Height	Vol Adj Amt	ISTD Response	ISTD Amount	Date/Time	File
413564.74	227307.26	50.0000	0.9378	0.5000	11/18/2019 08:53 AM	GEDIT.RS

Level : 5

Area	Height	Vol Adj Amt	ISTD Response	ISTD Amount	Date/Time	File
586580.73	329259.00	75.0000	1.3665	0.7500	11/18/2019 08:53 AM	GEDIT.RS

Level : 6

Area	Height	Vol Adj Amt	ISTD Response	ISTD Amount	Date/Time	File
755039.49	405316.32	100.0000	1.7576	1.0000	11/18/2019 08:53 AM	GEDIT.RS

Component: Heptachlor

Level : 1

Area	Height	Vol Adj Amt	ISTD Response	ISTD Amount	Date/Time	File
58219.09	33271.02	5.0000	0.1374	0.0500	11/18/2019 08:59 AM	GEDIT.RS

Level : 2

Area	Height	Vol Adj Amt	ISTD Response	ISTD Amount	Date/Time	File
111288.97	63028.97	10.0000	0.2562	0.1000	11/18/2019 08:59 AM	GEDIT.RS

Level : 3

Area	Height	Vol Adj Amt	ISTD Response	ISTD Amount	Date/Time	File
249054.77	140117.44	25.0000	0.5887	0.2500	11/18/2019 08:53 AM	GEDIT.RS

Level : 4

Area	Height	Vol Adj Amt	ISTD Response	ISTD Amount	Date/Time	File
462778.97	254046.54	50.0000	1.0494	0.5000	11/18/2019 08:53 AM	GEDIT.RS

Level : 5

Area	Height	Vol Adj Amt	ISTD Response	ISTD Amount	Date/Time	File
690418.88	386047.02	75.0000	1.6084	0.7500	11/18/2019 08:53 AM	GEDIT.RS

Level : 6

Area	Height	Vol Adj Amt	ISTD Response	ISTD Amount	Date/Time	File
890710.58	485922.18	100.0000	2.0734	1.0000	11/18/2019 08:53 AM	GEDIT.RS

Component: Aldrin

Level : 1a

Area	Height	Vol Adj Amt	ISTD Response	ISTD Amount	Date/Time	File
18890.03	10179.26	2.0000	0.0451	0.0200	11/18/2019 08:53 AM	GEDIT.RS

Level : 1

Area	Height	Vol Adj Amt	ISTD Response	ISTD Amount	Date/Time	File
52312.81	28774.32	5.0000	0.1235	0.0500	11/18/2019 08:59 AM	GEDIT.RS

Level : 2

Area	Height	Vol Adj Amt	ISTD Response	ISTD Amount	Date/Time	File
99430.64	54914.47	10.0000	0.2289	0.1000	11/18/2019 08:59 AM	GEDIT.RS

Level : 3

Area	Height	Vol Adj Amt	ISTD Response	ISTD Amount	Date/Time	File
231031.98	127456.64	25.0000	0.5461	0.2500	11/18/2019 08:53 AM	GEDIT.RS

Level : 4

Area	Height	Vol Adj Amt	ISTD Response	ISTD Amount	Date/Time	File
429556.45	230395.80	50.0000	0.9741	0.5000	11/18/2019 08:53 AM	GEDIT.RS

Level : 5

Area	Height	Vol Adj Amt	ISTD Response	ISTD Amount	Date/Time	File
650518.20	355042.83	75.0000	1.5155	0.7500	11/18/2019 08:53 AM	GEDIT.RS

Level : 6

Area	Height	Vol Adj Amt	ISTD Response	ISTD Amount	Date/Time	File
833653.28	446044.54	100.0000	1.9406	1.0000	11/18/2019 08:53 AM	GEDIT.RS

Component: Heptachlor epoxide

Level : 1

Area	Height	Vol Adj Amt	ISTD Response	ISTD Amount	Date/Time	File
49437.99	25818.92	5.0000	0.1167	0.0500	11/18/2019 08:59 AM	GEDIT.RS

Level : 2

Area	Height	Vol Adj Amt	ISTD Response	ISTD Amount	Date/Time	File

93851.31	48822.35	10.0000	0.2160	0.1000	11/18/2019 08:59 AM	GEDIT.RS

Level : 3

Area	Height	Vol Adj Amt	ISTD Response	ISTD Amount	Date/Time	File
216363.20	111847.22	25.0000	0.5114	0.2500	11/18/2019 08:53 AM	GEDIT.RS

Level : 4

Area	Height	Vol Adj Amt	ISTD Response	ISTD Amount	Date/Time	File
402386.46	204769.62	50.0000	0.9125	0.5000	11/18/2019 08:53 AM	GEDIT.RS

Level : 5

Area	Height	Vol Adj Amt	ISTD Response	ISTD Amount	Date/Time	File
596627.40	314118.33	75.0000	1.3899	0.7500	11/18/2019 08:53 AM	GEDIT.RS

Level : 6

Area	Height	Vol Adj Amt	ISTD Response	ISTD Amount	Date/Time	File
765351.20	395098.89	100.0000	1.7816	1.0000	11/18/2019 08:53 AM	GEDIT.RS

Component: g-Chlordane

Level : 1a

Area	Height	Vol Adj Amt	ISTD Response	ISTD Amount	Date/Time	File
18629.25	9230.34	2.0000	0.0445	0.0200	11/18/2019 08:53 AM	GEDIT.RS

Level : 1

Area	Height	Vol Adj Amt	ISTD Response	ISTD Amount	Date/Time	File
46331.22	24459.48	5.0000	0.1094	0.0500	11/18/2019 08:59 AM	GEDIT.RS

Level : 2

Area	Height	Vol Adj Amt	ISTD Response	ISTD Amount	Date/Time	File
91401.56	47251.91	10.0000	0.2104	0.1000	11/18/2019 08:59 AM	GEDIT.RS

Level : 3

Area	Height	Vol Adj Amt	ISTD Response	ISTD Amount	Date/Time	File
217342.64	109402.72	25.0000	0.5137	0.2500	11/18/2019 08:53 AM	GEDIT.RS

Level : 4

Area	Height	Vol Adj Amt	ISTD Response	ISTD Amount	Date/Time	File
403445.12	195714.41	50.0000	0.9149	0.5000	11/18/2019 08:53 AM	GEDIT.RS

Level : 5

Area	Height	Vol Adj Amt	ISTD Response	ISTD Amount	Date/Time	File
595167.94	303246.75	75.0000	1.3865	0.7500	11/18/2019 08:53 AM	GEDIT.RS

Level : 6

Area	Height	Vol Adj Amt	ISTD Response	ISTD Amount	Date/Time	File

762196.49	382619.05	100.0000	1.7742	1.0000	11/18/2019 08:53 AM	GEDIT.RS

Component: a-Chlordane

Level : 1a

Area	Height	Vol Adj Amt	ISTD Response	ISTD Amount	Date/Time	File
16364.16	8690.39	2.0000	0.0391	0.0200	11/18/2019 08:53 AM	GEDIT.RS

Level : 1

Area	Height	Vol Adj Amt	ISTD Response	ISTD Amount	Date/Time	File
48311.86	24895.08	5.0000	0.1141	0.0500	11/18/2019 08:59 AM	GEDIT.RS

Level : 2

Area	Height	Vol Adj Amt	ISTD Response	ISTD Amount	Date/Time	File
90878.52	46382.02	10.0000	0.2092	0.1000	11/18/2019 08:59 AM	GEDIT.RS

Level : 3

Area	Height	Vol Adj Amt	ISTD Response	ISTD Amount	Date/Time	File
210138.55	106512.89	25.0000	0.4967	0.2500	11/18/2019 08:53 AM	GEDIT.RS

Level : 4

Area	Height	Vol Adj Amt	ISTD Response	ISTD Amount	Date/Time	File
384585.04	194325.62	50.0000	0.8721	0.5000	11/18/2019 08:53 AM	GEDIT.RS

Level : 5

Area	Height	Vol Adj Amt	ISTD Response	ISTD Amount	Date/Time	File
577249.80	294984.70	75.0000	1.3448	0.7500	11/18/2019 08:53 AM	GEDIT.RS

Level : 6

Area	Height	Vol Adj Amt	ISTD Response	ISTD Amount	Date/Time	File
737291.45	374047.11	100.0000	1.7163	1.0000	11/18/2019 08:53 AM	GEDIT.RS

Component: 4,4'-DDE

Level : 1a

Area	Height	Vol Adj Amt	ISTD Response	ISTD Amount	Date/Time	File
15281.50	7865.22	2.0000	0.0365	0.0200	11/18/2019 08:53 AM	GEDIT.RS

Level : 1

Area	Height	Vol Adj Amt	ISTD Response	ISTD Amount	Date/Time	File
40405.35	21244.54	5.0000	0.0954	0.0500	11/18/2019 08:59 AM	GEDIT.RS

Level : 2

Area	Height	Vol Adj Amt	ISTD Response	ISTD Amount	Date/Time	File
79196.58	41661.23	10.0000	0.1823	0.1000	11/18/2019 08:59 AM	GEDIT.RS

Level : 3

Area	Height	Vol Adj Amt	ISTD Response	ISTD Amount	Date/Time	File
187052.77	99007.87	25.0000	0.4421	0.2500	11/18/2019 08:53 AM	GEDIT.RS

Level : 4

Area	Height	Vol Adj Amt	ISTD Response	ISTD Amount	Date/Time	File
346486.32	179096.28	50.0000	0.7857	0.5000	11/18/2019 08:53 AM	GEDIT.RS

Level : 5

Area	Height	Vol Adj Amt	ISTD Response	ISTD Amount	Date/Time	File
537582.67	278811.62	75.0000	1.2524	0.7500	11/18/2019 08:53 AM	GEDIT.RS

Level : 6

Area	Height	Vol Adj Amt	ISTD Response	ISTD Amount	Date/Time	File
694558.72	360637.03	100.0000	1.6168	1.0000	11/18/2019 08:53 AM	GEDIT.RS

Component: DDT Breakdown

This component has no calibration levels

Component: Endosulfan I

Level : 1

Area	Height	Vol Adj Amt	ISTD Response	ISTD Amount	Date/Time	File
44914.86	22592.15	5.0000	0.1060	0.0500	11/18/2019 08:59 AM	GEDIT.RS

Level : 2

Area	Height	Vol Adj Amt	ISTD Response	ISTD Amount	Date/Time	File
84790.59	42649.27	10.0000	0.1952	0.1000	11/18/2019 08:59 AM	GEDIT.RS

Level : 3

Area	Height	Vol Adj Amt	ISTD Response	ISTD Amount	Date/Time	File
198916.89	98432.41	25.0000	0.4702	0.2500	11/18/2019 08:53 AM	GEDIT.RS

Level : 4

Area	Height	Vol Adj Amt	ISTD Response	ISTD Amount	Date/Time	File
360323.91	173715.22	50.0000	0.8171	0.5000	11/18/2019 08:53 AM	GEDIT.RS

Level : 5

Area	Height	Vol Adj Amt	ISTD Response	ISTD Amount	Date/Time	File
560939.34	274847.92	75.0000	1.3068	0.7500	11/18/2019 08:53 AM	GEDIT.RS

Level : 6

Area	Height	Vol Adj Amt	ISTD Response	ISTD Amount	Date/Time	File
718879.30	349302.94	100.0000	1.6734	1.0000	11/18/2019 08:53 AM	GEDIT.RS

Component: Dieldrin

Level : 1a

Area	Height	Vol Adj Amt	ISTD Response	ISTD Amount	Date/Time	File
15064.92	7873.16	2.0000	0.0360	0.0200	11/18/2019 08:53 AM	GEDIT.RS

Level : 1

Area	Height	Vol Adj Amt	ISTD Response	ISTD Amount	Date/Time	File
46066.84	23347.04	5.0000	0.1088	0.0500	11/18/2019 08:59 AM	GEDIT.RS

Level : 2

Area	Height	Vol Adj Amt	ISTD Response	ISTD Amount	Date/Time	File
87077.11	45270.36	10.0000	0.2004	0.1000	11/18/2019 08:59 AM	GEDIT.RS

Level : 3

Area	Height	Vol Adj Amt	ISTD Response	ISTD Amount	Date/Time	File
209571.48	106446.23	25.0000	0.4954	0.2500	11/18/2019 08:53 AM	GEDIT.RS

Level : 4

Area	Height	Vol Adj Amt	ISTD Response	ISTD Amount	Date/Time	File
391885.45	195116.38	50.0000	0.8887	0.5000	11/18/2019 08:53 AM	GEDIT.RS

Level : 5

Area	Height	Vol Adj Amt	ISTD Response	ISTD Amount	Date/Time	File
597207.38	297472.98	75.0000	1.3913	0.7500	11/18/2019 08:53 AM	GEDIT.RS

Level : 6

Area	Height	Vol Adj Amt	ISTD Response	ISTD Amount	Date/Time	File
769159.94	383875.73	100.0000	1.7904	1.0000	11/18/2019 08:53 AM	GEDIT.RS

Component: Endrin

Level : 1

Area	Height	Vol Adj Amt	ISTD Response	ISTD Amount	Date/Time	File
38101.82	19689.45	5.0000	0.0900	0.0500	11/18/2019 08:59 AM	GEDIT.RS

Level : 2

Area	Height	Vol Adj Amt	ISTD Response	ISTD Amount	Date/Time	File
72106.05	36854.57	10.0000	0.1660	0.1000	11/18/2019 08:59 AM	GEDIT.RS

Level : 3

Area	Height	Vol Adj Amt	ISTD Response	ISTD Amount	Date/Time	File
176267.43	89874.44	25.0000	0.4166	0.2500	11/18/2019 08:53 AM	GEDIT.RS

Level : 4

Area	Height	Vol Adj Amt	ISTD Response	ISTD Amount	Date/Time	File

345618.98	170502.08	50.0000	0.7837	0.5000	11/18/2019 08:53 AM	GEDIT.RS

Level : 5

Area	Height	Vol Adj Amt	ISTD Response	ISTD Amount	Date/Time	File
534901.22	262724.39	75.0000	1.2461	0.7500	11/18/2019 08:53 AM	GEDIT.RS

Level : 6

Area	Height	Vol Adj Amt	ISTD Response	ISTD Amount	Date/Time	File
695500.77	343098.36	100.0000	1.6190	1.0000	11/18/2019 08:53 AM	GEDIT.RS

Component: Endrin Breakdown

This component has no calibration levels

Component: 4,4'-DDD

Level : 1A

Area	Height	Vol Adj Amt	ISTD Response	ISTD Amount	Date/Time	File
10202.84	5126.27	2.0000	0.0244	0.0200	11/18/2019 08:53 AM	GEDIT.RS

Level : 1

Area	Height	Vol Adj Amt	ISTD Response	ISTD Amount	Date/Time	File
28996.99	14557.17	5.0000	0.0685	0.0500	11/18/2019 08:59 AM	GEDIT.RS

Level : 2

Area	Height	Vol Adj Amt	ISTD Response	ISTD Amount	Date/Time	File
59332.58	29424.98	10.0000	0.1366	0.1000	11/18/2019 08:59 AM	GEDIT.RS

Level : 3

Area	Height	Vol Adj Amt	ISTD Response	ISTD Amount	Date/Time	File
145810.68	72201.07	25.0000	0.3446	0.2500	11/18/2019 08:53 AM	GEDIT.RS

Level : 4

Area	Height	Vol Adj Amt	ISTD Response	ISTD Amount	Date/Time	File
285001.87	137656.41	50.0000	0.6463	0.5000	11/18/2019 08:53 AM	GEDIT.RS

Level : 5

Area	Height	Vol Adj Amt	ISTD Response	ISTD Amount	Date/Time	File
423713.55	210491.79	75.0000	0.9871	0.7500	11/18/2019 08:53 AM	GEDIT.RS

Level : 6

Area	Height	Vol Adj Amt	ISTD Response	ISTD Amount	Date/Time	File
540289.16	269125.38	100.0000	1.2577	1.0000	11/18/2019 08:53 AM	GEDIT.RS

Component: Endosulfan II

Level : 1

Area	Height	Vol Adj Amt	ISTD Response	ISTD Amount	Date/Time	File

37372.57	17918.19	5.0000	0.0882	0.0500	11/18/2019	08:59 AM	GEDIT.RS

Level : 2

Area	Height	Vol Adj Amt	ISTD Response	ISTD Amount	Date/Time		File
71243.07	35152.00	10.0000	0.1640	0.1000	11/18/2019	08:59 AM	GEDIT.RS

Level : 3

Area	Height	Vol Adj Amt	ISTD Response	ISTD Amount	Date/Time		File
168866.86	81934.69	25.0000	0.3991	0.2500	11/18/2019	08:53 AM	GEDIT.RS

Level : 4

Area	Height	Vol Adj Amt	ISTD Response	ISTD Amount	Date/Time		File
296842.31	141609.09	50.0000	0.6731	0.5000	11/18/2019	08:53 AM	GEDIT.RS

Level : 5

Area	Height	Vol Adj Amt	ISTD Response	ISTD Amount	Date/Time		File
479776.62	230555.09	75.0000	1.1177	0.7500	11/18/2019	08:53 AM	GEDIT.RS

Level : 6

Area	Height	Vol Adj Amt	ISTD Response	ISTD Amount	Date/Time		File
614322.94	290814.06	100.0000	1.4300	1.0000	11/18/2019	08:53 AM	GEDIT.RS

Component: 4,4'-DDT

Level : 1a

Area	Height	Vol Adj Amt	ISTD Response	ISTD Amount	Date/Time		File
9606.58	5129.11	2.0000	0.0229	0.0200	11/18/2019	08:53 AM	GEDIT.RS

Level : 1

Area	Height	Vol Adj Amt	ISTD Response	ISTD Amount	Date/Time		File
35071.83	17219.01	5.0000	0.0828	0.0500	11/18/2019	08:59 AM	GEDIT.RS

Level : 2

Area	Height	Vol Adj Amt	ISTD Response	ISTD Amount	Date/Time		File
66779.54	33632.79	10.0000	0.1537	0.1000	11/18/2019	08:59 AM	GEDIT.RS

Level : 3

Area	Height	Vol Adj Amt	ISTD Response	ISTD Amount	Date/Time		File
164794.86	80344.53	25.0000	0.3895	0.2500	11/18/2019	08:53 AM	GEDIT.RS

Level : 4

Area	Height	Vol Adj Amt	ISTD Response	ISTD Amount	Date/Time		File
316519.21	153780.85	50.0000	0.7178	0.5000	11/18/2019	08:53 AM	GEDIT.RS

Level : 5

Area	Height	Vol Adj Amt	ISTD Response	ISTD Amount	Date/Time	File
482029.71	233626.45	75.0000	1.1229	0.7500	11/18/2019 08:53 AM	GEDIT.RS

Level : 6

Area	Height	Vol Adj Amt	ISTD Response	ISTD Amount	Date/Time	File
624062.81	300841.14	100.0000	1.4527	1.0000	11/18/2019 08:53 AM	GEDIT.RS

Component: Endrin aldehyde

Level : 1

Area	Height	Vol Adj Amt	ISTD Response	ISTD Amount	Date/Time	File
27883.82	13175.26	5.0000	0.0658	0.0500	11/18/2019 08:59 AM	GEDIT.RS

Level : 2

Area	Height	Vol Adj Amt	ISTD Response	ISTD Amount	Date/Time	File
51544.67	25560.40	10.0000	0.1186	0.1000	11/18/2019 08:59 AM	GEDIT.RS

Level : 3

Area	Height	Vol Adj Amt	ISTD Response	ISTD Amount	Date/Time	File
115474.33	56905.67	25.0000	0.2729	0.2500	11/18/2019 08:53 AM	GEDIT.RS

Level : 4

Area	Height	Vol Adj Amt	ISTD Response	ISTD Amount	Date/Time	File
248756.62	116037.29	50.0000	0.5641	0.5000	11/18/2019 08:53 AM	GEDIT.RS

Level : 5

Area	Height	Vol Adj Amt	ISTD Response	ISTD Amount	Date/Time	File
340022.38	160663.06	75.0000	0.7921	0.7500	11/18/2019 08:53 AM	GEDIT.RS

Level : 6

Area	Height	Vol Adj Amt	ISTD Response	ISTD Amount	Date/Time	File
432539.47	202705.36	100.0000	1.0069	1.0000	11/18/2019 08:53 AM	GEDIT.RS

Component: Methoxychlor

Level : 1

Area	Height	Vol Adj Amt	ISTD Response	ISTD Amount	Date/Time	File
25435.95	9874.01	5.0000	0.0601	0.0500	11/18/2019 08:59 AM	GEDIT.RS

Level : 2

Area	Height	Vol Adj Amt	ISTD Response	ISTD Amount	Date/Time	File
36165.48	17344.33	10.0000	0.0832	0.1000	11/18/2019 08:59 AM	GEDIT.RS

Level : 3

Area	Height	Vol Adj Amt	ISTD Response	ISTD Amount	Date/Time	File
84669.54	41845.91	25.0000	0.2001	0.2500	11/18/2019 08:53 AM	GEDIT.RS

Level : 4

Area	Height	Vol Adj Amt	ISTD Response	ISTD Amount	Date/Time	File
174662.16	81416.64	50.0000	0.3961	0.5000	11/18/2019 08:53 AM	GEDIT.RS

Level : 5

Area	Height	Vol Adj Amt	ISTD Response	ISTD Amount	Date/Time	File
253168.19	120273.64	75.0000	0.5898	0.7500	11/18/2019 08:53 AM	GEDIT.RS

Level : 6

Area	Height	Vol Adj Amt	ISTD Response	ISTD Amount	Date/Time	File
329402.49	155025.64	100.0000	0.7668	1.0000	11/18/2019 08:53 AM	GEDIT.RS

Component: Mirex

Level : 1

Area	Height	Vol Adj Amt	ISTD Response	ISTD Amount	Date/Time	File
34928.26	17218.07	5.0000	0.0825	0.0500	11/18/2019 08:59 AM	GEDIT.RS

Level : 2

Area	Height	Vol Adj Amt	ISTD Response	ISTD Amount	Date/Time	File
65822.42	31938.43	10.0000	0.1515	0.1000	11/18/2019 08:59 AM	GEDIT.RS

Level : 3

Area	Height	Vol Adj Amt	ISTD Response	ISTD Amount	Date/Time	File
152200.18	72636.56	25.0000	0.3597	0.2500	11/18/2019 08:53 AM	GEDIT.RS

Level : 4

Area	Height	Vol Adj Amt	ISTD Response	ISTD Amount	Date/Time	File
287817.75	137936.28	50.0000	0.6527	0.5000	11/18/2019 08:53 AM	GEDIT.RS

Level : 5

Area	Height	Vol Adj Amt	ISTD Response	ISTD Amount	Date/Time	File
408191.82	191774.72	75.0000	0.9509	0.7500	11/18/2019 08:53 AM	GEDIT.RS

Level : 6

Area	Height	Vol Adj Amt	ISTD Response	ISTD Amount	Date/Time	File
515088.49	244999.57	100.0000	1.1990	1.0000	11/18/2019 08:53 AM	GEDIT.RS

Component: Endosulfan sulfate

Level : 1

Area	Height	Vol Adj Amt	ISTD Response	ISTD Amount	Date/Time	File
25576.46	13435.29	5.0000	0.0604	0.0500	11/18/2019 08:59 AM	GEDIT.RS

Level : 2

Area	Height	Vol Adj Amt	ISTD Response	ISTD Amount	Date/Time	File
49500.17	26054.57	10.0000	0.1139	0.1000	11/18/2019 08:59 AM	GEDIT.RS

Level : 3

Area	Height	Vol Adj Amt	ISTD Response	ISTD Amount	Date/Time	File
122407.86	62143.96	25.0000	0.2893	0.2500	11/18/2019 08:53 AM	GEDIT.RS

Level : 4

Area	Height	Vol Adj Amt	ISTD Response	ISTD Amount	Date/Time	File
246198.35	124363.43	50.0000	0.5583	0.5000	11/18/2019 08:53 AM	GEDIT.RS

Level : 5

Area	Height	Vol Adj Amt	ISTD Response	ISTD Amount	Date/Time	File
371230.98	175496.07	75.0000	0.8648	0.7500	11/18/2019 08:53 AM	GEDIT.RS

Level : 6

Area	Height	Vol Adj Amt	ISTD Response	ISTD Amount	Date/Time	File
466563.69	221332.09	100.0000	1.0861	1.0000	11/18/2019 08:53 AM	GEDIT.RS

Component: Endrin Ketone

Level : 1

Area	Height	Vol Adj Amt	ISTD Response	ISTD Amount	Date/Time	File
36009.36	18431.79	5.0000	0.0850	0.0500	11/18/2019 08:59 AM	GEDIT.RS

Level : 2

Area	Height	Vol Adj Amt	ISTD Response	ISTD Amount	Date/Time	File
74240.92	37840.60	10.0000	0.1709	0.1000	11/18/2019 08:59 AM	GEDIT.RS

Level : 3

Area	Height	Vol Adj Amt	ISTD Response	ISTD Amount	Date/Time	File
179571.54	87911.75	25.0000	0.4244	0.2500	11/18/2019 08:53 AM	GEDIT.RS

Level : 4

Area	Height	Vol Adj Amt	ISTD Response	ISTD Amount	Date/Time	File
343297.38	164608.89	50.0000	0.7785	0.5000	11/18/2019 08:53 AM	GEDIT.RS

Level : 5

Area	Height	Vol Adj Amt	ISTD Response	ISTD Amount	Date/Time	File
496383.11	241559.58	75.0000	1.1564	0.7500	11/18/2019 08:53 AM	GEDIT.RS

Level : 6

Area	Height	Vol Adj Amt	ISTD Response	ISTD Amount	Date/Time	File
640164.63	298747.48	100.0000	1.4902	1.0000	11/18/2019 08:53 AM	GEDIT.RS

Component: % DCBP

Level : 1

Area	Height	Vol Adj Amt	ISTD Response	ISTD Amount	Date/Time	File
113039.41	57286.29	20.0000	0.2669	0.2000	11/18/2019 08:59 AM	GEDIT.RS

Level : 2

Area	Height	Vol Adj Amt	ISTD Response	ISTD Amount	Date/Time	File
222534.24	109460.18	40.0000	0.5122	0.4000	11/18/2019 08:59 AM	GEDIT.RS

Level : 3

Area	Height	Vol Adj Amt	ISTD Response	ISTD Amount	Date/Time	File
322014.68	156217.48	60.0000	0.7611	0.6000	11/18/2019 08:53 AM	GEDIT.RS

Level : 4

Area	Height	Vol Adj Amt	ISTD Response	ISTD Amount	Date/Time	File
430641.24	214170.10	80.0000	0.9765	0.8000	11/18/2019 08:53 AM	GEDIT.RS

Level : 5

Area	Height	Vol Adj Amt	ISTD Response	ISTD Amount	Date/Time	File
503006.43	243855.83	100.0000	1.1718	1.0000	11/18/2019 08:53 AM	GEDIT.RS

Level : 6

Area	Height	Vol Adj Amt	ISTD Response	ISTD Amount	Date/Time	File
577364.74	284414.98	120.0000	1.3440	1.2000	11/18/2019 08:53 AM	GEDIT.RS

Turbochrom Method File : E:\TC2019\ECD35\11-NOV\PSN15BI.MTH
Created by : am on : 11/18/2019 08:55 AM
Edited by : kca on : 11/18/2019 08:56 AM
Description :

Number of Times Edited : 3
Number of Times Calibrated : 8482

Instrument Conditions :

Instrument Control Method:
Instrument name : AUTO4-DUAL_ECD

Channel Parameters:
Data will be collected from both channels

Channel A signal source: DetA		Channel B signal source: DetB	
Analog Output	: INT	Analog Output	: INT
Attenuation	: -3	Attenuation	: -4
Offset	: 5.0 mV	Offset	: 5.0 mV

Delay Time : 0.00 min.
Run Time : 16.39 min.
Sampling Rate : 1.5625 pts/s

Autosampler Method:

Injection Volume	: 1.0 µl	Pre-Sequence Washes	: 1
Injection Speed	: NORM	Sample Washes	: 2
Viscosity Delay	: 0	Sample Pumps	: 4
Waste Vial	: 1	Solvent A Washes	: 4

Carriers Parameters:
Carrier A control : Press - PSIG
Initial Setpoint : 0.0 Initial Hold : 0.00 min

Carrier B control : Flow - He
Initial Setpoint : 0.0 Initial Hold : 0.00 min

Auxiliary Pneumatic 1 :
Auxiliary Pneumatic 1 setpoint : 0
Auxiliary Pneumatic 2 :
Auxiliary Pneumatic 2 setpoint : 0
Auxiliary Pneumatic 3 :
Auxiliary Pneumatic 3 setpoint : 0
Auxiliary Pneumatic 4 :
Auxiliary Pneumatic 4 setpoint : 0

Valve configuration and settings:

Valve 1 : SPLIT OFF	Valve 2 : NONE
Valve 3 : NONE	Valve 4 : NONE
Valve 5 : NONE	Valve 6 : NONE

Detector Parameters:

Detector A : ECD		Detector B : ECD	
Range	: 1	Range	: 1
Time Constant	: 200	Time Constant	: 200

Autozero : OFF
Ref Gas Flow : 30.0 mL/m
MkUp Gas Flow : 0.0 mL/m

Autozero : OFF
Ref Gas Flow : 30.0 mL/m
MkUp Gas Flow : 0.0 mL/m

Heated Zones:

Injector A :
Injector A Setpoint : 250°
Injector B :
Injector B Setpoint : OFF
Detector A : 350°
Detector B : 350°
Auxiliary (NONE) : 0°

Oven Program:

Cryogenics : OFF
Initial Temp : 120°
Initial Hold : 1.20 min
Maximum Temp : 350°
Equilibration Time : 0.5 min
Ramp 1 : 27.8 °/min to 200°, hold for 0.00 min
Ramp 2 : 8.9 °/min to 230°, hold for 0.00 min
Ramp 3 : 18.2 °/min to 320°, hold for 4.00 min

Total Run Time : 16.39 min

Timed Events:

There are no timed events in the method

Real Time Plot Parameters :

Channel A -- Pages: 1 Offset: 0.000 mV Scale: 1000.000 mV
Channel B -- Pages: 1 Offset: 0.000 mV Scale: 1000.000 mV

Processing Parameters :

Bunch Factor : 1 points
Noise Threshold : 950 µV
Area Threshold : 4264.00 µV

Peak Separation Criteria
Width Ratio : 0.200
Valley-to-Peak Ratio : 0.010

Exponential Skim Criteria
Peak Height Ratio : 5.000
Adjusted Height Ratio : 4.000
Valley Height Ratio : 3.000

Baseline Timed Events :

Event #1 - -P at 0.045
Event #2 - +P at 2.430
Event #3 - -P at 2.857
Event #4 - +P at 3.689
Event #5 - -P at 4.035
Event #6 - +P at 4.211
Event #7 - -P at 4.456
Event #8 - +P at 4.657
Event #9 - +CB at 7.294

Event #10 - -CB at 8.376
Event #11 - -P at 9.399
Event #12 - +P at 10.068
Event #13 - -P at 10.496

Annotated Replot Parameters :
No replot will be printed

Report Format files :
No report format files given

User Programs :
No user programs will be executed

Global Information :
Default Sample Volume : 1.000 ul
Quantitation Units :
Void Time : 0.000 min
Correct amounts during calibration : YES
Reject outliers during calibration : NO
An Internal Standard calibration will be used
Unknown peaks will be quantitated using a response factor of 1.000000e+06

Component Information :
Int Std
Component Type : Single Peak Component
Retention Time : 2.640 min Search Window: 1.00 s, 1.00 %
Reference Component:
Find peak closest to expected RT in window
Internal Standard :
Use Average Calibration Factor (Area ratio / Amount ratio)
User Values:
Label :
Value 1: 0.000000
Value 2: 0.000000
Value 3: 0.000000
Value 4: 0.000000
Value 5: 0.000000
Calibration Levels:

Level Name	Amount	Area	Height	ISTD Resp.	ISTD Amt.	# Replicates
1	100.0000	703439.98	367076.40	1.0000	1.0000	1
1A	100.0000	694030.16	354232.10	1.0000	1.0000	1
1G	100.0000	684829.53	301163.59	1.0000	1.0000	1
2	100.0000	733916.72	370191.15	1.0000	1.0000	1
3	100.0000	706734.41	372756.31	1.0000	1.0000	1
4	100.0000	737987.49	365267.48	1.0000	1.0000	1
5	100.0000	731510.92	376613.55	1.0000	1.0000	1
6	100.0000	730175.73	349036.56	1.0000	1.0000	1

Average Calibration Factor = 1.000000 (%RSD = 0.00)

% TCMX
Component Type : Single Peak Component
Retention Time : 3.903 min Search Window: 1.00 s, 1.00 %
Reference Component:
Find peak closest to expected RT in window
Internal Standard : Int Std
Use Average Calibration Factor (Area ratio / Amount ratio)

User Values:
Label :
Value 1: 0.000000
Value 2: 0.000000
Value 3: 0.000000
Value 4: 0.000000
Value 5: 0.000000
Calibration Levels:

Level Name	Amount	Area	Height	ISTD Resp.	ISTD Amt.	# Replicates
1	20.0000	220083.74	123569.53	0.3129	0.2000	1
2	40.0000	420147.37	231910.84	0.5725	0.4000	1
3	60.0000	596238.32	323348.00	0.8437	0.6000	1
4	80.0000	806033.18	427611.51	1.0922	0.8000	1
5	100.0000	928491.93	504399.34	1.2693	1.0000	1
6	120.0000	1081129.77	568226.20	1.4806	1.2000	1

Average Calibration Factor = 1.378336 (%RSD = 8.65)

a-BHC
Component Type : Single Peak Component
Retention Time : 4.371 min Search Window: 0.50 s, 0.50 %
Reference Component: % TCMX
Find peak closest to expected RT in window
Internal Standard : Int Std
Use Average Calibration Factor (Area ratio / Amount ratio)
User Values:
Label :
Value 1: 0.000000
Value 2: 0.000000
Value 3: 0.000000
Value 4: 0.000000
Value 5: 0.000000
Calibration Levels:

Level Name	Amount	Area	Height	ISTD Resp.	ISTD Amt.	# Replicates
1a	2.0000	24524.51	16177.19	0.0353	0.0200	1
1	5.0000	73898.67	48626.73	0.1051	0.0500	1
2	10.0000	153084.98	98725.06	0.2086	0.1000	1
3	25.0000	401756.91	250653.46	0.5685	0.2500	1
4	50.0000	812815.88	493831.29	1.1014	0.5000	1
5	75.0000	1243574.00	737605.99	1.7000	0.7500	1
6	100.0000	1599320.52	914255.87	2.1903	1.0000	1

Average Calibration Factor = 2.126774 (%RSD = 8.21)

Hexachlorobenzene
Component Type : Single Peak Component
Retention Time : 4.421 min Search Window: 0.50 s, 0.50 %
Reference Component: % TCMX
Find peak closest to expected RT in window
Internal Standard : Int Std
Use Average Calibration Factor (Area ratio / Amount ratio)
User Values:
Label :
Value 1: 0.000000
Value 2: 0.000000
Value 3: 0.000000
Value 4: 0.000000
Value 5: 0.000000
Calibration Levels:

Level Name	Amount	Area	Height	ISTD Resp.	ISTD Amt.	# Replicates
1	5.0000	131088.96	77361.00	0.1864	0.0500	1

2	10.0000	249929.39	140999.07	0.3405	0.1000	1
3	25.0000	568952.73	309737.51	0.8050	0.2500	1
4	50.0000	914395.27	484758.20	1.2390	0.5000	1
5	75.0000	1467691.49	797195.32	2.0064	0.7500	1
6	100.0000	1846872.15	912187.67	2.5294	1.0000	1

Average Calibration Factor = 3.005882 (%RSD = 17.23)

g-BHC

Component Type : Single Peak Component
Retention Time : 4.713 min Search Window: 0.50 s, 0.50 %
Reference Component: % TCMX
Find peak closest to expected RT in window
Internal Standard : Int Std
Use Average Calibration Factor (Area ratio / Amount ratio)
User Values:
Label :
Value 1: 0.000000
Value 2: 0.000000
Value 3: 0.000000
Value 4: 0.000000
Value 5: 0.000000
Calibration Levels:

Level Name	Amount	Area	Height	ISTD Resp.	ISTD Amt.	# Replicates
1A	2.0000	20633.52	14246.78	0.0297	0.0200	1
1	5.0000	76458.98	46247.39	0.1087	0.0500	1
2	10.0000	151431.09	92730.27	0.2063	0.1000	1
3	25.0000	377038.41	227341.74	0.5335	0.2500	1
4	50.0000	772944.33	446026.82	1.0474	0.5000	1
5	75.0000	1141303.73	663250.95	1.5602	0.7500	1
6	100.0000	1480790.52	839163.18	2.0280	1.0000	1

Average Calibration Factor = 2.008665 (%RSD = 11.70)

b-BHC

Component Type : Single Peak Component
Retention Time : 4.919 min Search Window: 0.50 s, 0.50 %
Reference Component: % TCMX
Find peak closest to expected RT in window
Internal Standard : Int Std
Use Average Calibration Factor (Area ratio / Amount ratio)
User Values:
Label :
Value 1: 0.000000
Value 2: 0.000000
Value 3: 0.000000
Value 4: 0.000000
Value 5: 0.000000
Calibration Levels:

Level Name	Amount	Area	Height	ISTD Resp.	ISTD Amt.	# Replicates
1a	2.0000	9362.67	6480.87	0.0135	0.0200	1
1	5.0000	28560.45	18421.06	0.0406	0.0500	1
2	10.0000	56735.84	34881.23	0.0773	0.1000	1
3	25.0000	133326.20	79605.11	0.1887	0.2500	1
4	50.0000	283528.67	167082.57	0.3842	0.5000	1
5	75.0000	372504.32	217952.96	0.5092	0.7500	1
6	100.0000	475353.45	274241.64	0.6510	1.0000	1

Average Calibration Factor = 0.730366 (%RSD = 8.40)

d-BHC

Component Type : Single Peak Component
Retention Time : 5.169 min Search Window: 0.50 s, 0.50 %

Reference Component: % TCMX
Find peak closest to expected RT in window
Internal Standard : Int Std
Use Average Calibration Factor (Area ratio / Amount ratio)
User Values:
Label :
Value 1: 0.000000
Value 2: 0.000000
Value 3: 0.000000
Value 4: 0.000000
Value 5: 0.000000
Calibration Levels:

Level Name	Amount	Area	Height	ISTD Resp.	ISTD Amt.	# Replicates
1a	2.0000	27482.38	16526.90	0.0396	0.0200	1
1	5.0000	74076.88	42991.95	0.1053	0.0500	1
2	10.0000	151709.88	85904.59	0.2067	0.1000	1
3	25.0000	358156.52	208104.68	0.5068	0.2500	1
4	50.0000	759720.45	421514.77	1.0294	0.5000	1
5	75.0000	1051809.09	608633.12	1.4379	0.7500	1
6	100.0000	1349573.77	771465.52	1.8483	1.0000	1

Average Calibration Factor = 2.000658 (%RSD = 4.57)

Heptachlor
Component Type : Single Peak Component
Retention Time : 5.349 min Search Window: 0.50 s, 0.50 %
Reference Component: % TCMX
Find peak closest to expected RT in window
Internal Standard : Int Std
Use Average Calibration Factor (Area ratio / Amount ratio)
User Values:
Label :
Value 1: 0.000000
Value 2: 0.000000
Value 3: 0.000000
Value 4: 0.000000
Value 5: 0.000000
Calibration Levels:

Level Name	Amount	Area	Height	ISTD Resp.	ISTD Amt.	# Replicates
1	5.0000	83744.61	50901.13	0.1191	0.0500	1
2	10.0000	169155.39	98706.26	0.2305	0.1000	1
3	25.0000	400220.28	231766.58	0.5663	0.2500	1
4	50.0000	792422.28	445442.00	1.0738	0.5000	1
5	75.0000	1209606.17	672700.58	1.6536	0.7500	1
6	100.0000	1575292.68	866457.79	2.1574	1.0000	1

Average Calibration Factor = 2.243452 (%RSD = 4.05)

Aldrin
Component Type : Single Peak Component
Retention Time : 5.726 min Search Window: 0.50 s, 0.50 %
Reference Component: % TCMX
Find peak closest to expected RT in window
Internal Standard : Int Std
Use Average Calibration Factor (Area ratio / Amount ratio)
User Values:
Label :
Value 1: 0.000000
Value 2: 0.000000
Value 3: 0.000000
Value 4: 0.000000

Value 5: 0.000000

Calibration Levels:

Level Name	Amount	Area	Height	ISTD Resp.	ISTD Amt.	# Replicates
1a	2.0000	29757.05	16672.16	0.0429	0.0200	1
1	5.0000	80712.70	46440.44	0.1147	0.0500	1
2	10.0000	160665.40	91083.94	0.2189	0.1000	1
3	25.0000	395890.65	221437.23	0.5602	0.2500	1
4	50.0000	758728.09	417110.28	1.0281	0.5000	1
5	75.0000	1171116.84	642359.03	1.6010	0.7500	1
6	100.0000	1519519.14	814722.59	2.0810	1.0000	1

Average Calibration Factor = 2.162894 (%RSD = 3.93)

Heptachlor epoxide

Component Type : Single Peak Component

Retention Time : 6.236 min Search Window: 0.50 s, 0.50 %

Reference Component:

Find peak closest to expected RT in window

Internal Standard : Int Std

Use Average Calibration Factor (Area ratio / Amount ratio)

User Values:

Label :

Value 1: 0.000000

Value 2: 0.000000

Value 3: 0.000000

Value 4: 0.000000

Value 5: 0.000000

Calibration Levels:

Level Name	Amount	Area	Height	ISTD Resp.	ISTD Amt.	# Replicates
1	5.0000	78421.33	41373.01	0.1115	0.0500	1
2	10.0000	153456.47	80073.38	0.2091	0.1000	1
3	25.0000	360186.40	191534.67	0.5096	0.2500	1
4	50.0000	682397.29	359508.40	0.9247	0.5000	1
5	75.0000	1048137.78	552770.33	1.4328	0.7500	1
6	100.0000	1354706.90	706500.96	1.8553	1.0000	1

Average Calibration Factor = 1.995715 (%RSD = 7.57)

g-Chlordane

Component Type : Single Peak Component

Retention Time : 6.566 min Search Window: 0.50 s, 0.50 %

Reference Component: Heptachlor epoxide

Find peak closest to expected RT in window

Internal Standard : Int Std

Use Average Calibration Factor (Area ratio / Amount ratio)

User Values:

Label :

Value 1: 0.000000

Value 2: 0.000000

Value 3: 0.000000

Value 4: 0.000000

Value 5: 0.000000

Calibration Levels:

Level Name	Amount	Area	Height	ISTD Resp.	ISTD Amt.	# Replicates
1a	2.0000	26662.18	14117.52	0.0384	0.0200	1
1	5.0000	77940.94	40017.28	0.1108	0.0500	1
2	10.0000	149209.80	77683.40	0.2033	0.1000	1
3	25.0000	355395.52	182536.30	0.5029	0.2500	1
4	50.0000	682449.52	348080.98	0.9247	0.5000	1
5	75.0000	1042032.50	531303.14	1.4245	0.7500	1
6	100.0000	1349766.59	679647.23	1.8486	1.0000	1

Average Calibration Factor = 1.968389 (%RSD = 6.65)

a-Chlordane
Component Type : Single Peak Component
Retention Time : 6.673 min Search Window: 0.50 s, 0.50 %
Reference Component: Heptachlor epoxide
Find peak closest to expected RT in window
Internal Standard : Int Std
Use Average Calibration Factor (Area ratio / Amount ratio)
User Values:
Label :
Value 1: 0.000000
Value 2: 0.000000
Value 3: 0.000000
Value 4: 0.000000
Value 5: 0.000000
Calibration Levels:

Level Name	Amount	Area	Height	ISTD Resp.	ISTD Amt.	# Replicates
1a	2.0000	24847.52	13444.38	0.0358	0.0200	1
1	5.0000	74098.12	39911.09	0.1053	0.0500	1
2	10.0000	144967.51	76390.87	0.1975	0.1000	1
3	25.0000	343407.57	185004.08	0.4859	0.2500	1
4	50.0000	652212.64	343557.90	0.8838	0.5000	1
5	75.0000	1034743.58	529183.93	1.4145	0.7500	1
6	100.0000	1269788.83	674348.56	1.7390	1.0000	1

Average Calibration Factor = 1.886902 (%RSD = 7.01)

Endosulfan I
Component Type : Single Peak Component
Retention Time : 6.722 min Search Window: 0.50 s, 0.50 %
Reference Component: Heptachlor epoxide
Find peak closest to expected RT in window
Internal Standard : Int Std
Use Average Calibration Factor (Area ratio / Amount ratio)
User Values:
Label :
Value 1: 0.000000
Value 2: 0.000000
Value 3: 0.000000
Value 4: 0.000000
Value 5: 0.000000
Calibration Levels:

Level Name	Amount	Area	Height	ISTD Resp.	ISTD Amt.	# Replicates
1	5.0000	67600.73	36960.95	0.0961	0.0500	1
2	10.0000	140284.84	73087.89	0.1911	0.1000	1
3	25.0000	347448.24	174662.05	0.4916	0.2500	1
4	50.0000	648473.59	318425.87	0.8787	0.5000	1
5	75.0000	994347.30	505024.94	1.3593	0.7500	1
6	100.0000	1361857.84	647096.60	1.8651	1.0000	1

Average Calibration Factor = 1.872481 (%RSD = 4.12)

4,4'-DDE
Component Type : Single Peak Component
Retention Time : 6.939 min Search Window: 0.50 s, 0.50 %
Reference Component: Heptachlor epoxide
Find largest peak in window
Internal Standard : Int Std
Use Average Calibration Factor (Area ratio / Amount ratio)
User Values:
Label :
Value 1: 0.000000

Value 2: 0.000000
Value 3: 0.000000
Value 4: 0.000000
Value 5: 0.000000

Calibration Levels:

Level Name	Amount	Area	Height	ISTD Resp.	ISTD Amt.	# Replicates
1a	2.0000	22315.80	12583.74	0.0322	0.0200	1
1	5.0000	67187.50	35520.69	0.0955	0.0500	1
2	10.0000	128662.55	68820.25	0.1753	0.1000	1
3	25.0000	317008.04	167337.78	0.4486	0.2500	1
4	50.0000	608329.08	314474.25	0.8243	0.5000	1
5	75.0000	952230.08	490822.92	1.3017	0.7500	1
6	100.0000	1240329.30	628225.72	1.6987	1.0000	1

Average Calibration Factor = 1.735456 (%RSD = 5.74)

DDT Breakdown

Component Type : Named Group

Group Members:

4,4'-DDE
4,4'-DDD
4,4'-DDT

Internal Standard : Int Std

Quantitation will be done using response factor = 1.000000e+06

Dieldrin

Component Type : Single Peak Component

Retention Time : 7.094 min Search Window: 0.50 s, 0.50 %

Reference Component: Heptachlor epoxide

Find peak closest to expected RT in window

Internal Standard : Int Std

Use Average Calibration Factor (Area ratio / Amount ratio)

User Values:

Label :
Value 1: 0.000000
Value 2: 0.000000
Value 3: 0.000000
Value 4: 0.000000
Value 5: 0.000000

Calibration Levels:

Level Name	Amount	Area	Height	ISTD Resp.	ISTD Amt.	# Replicates
1a	2.0000	23521.45	12448.92	0.0339	0.0200	1
1	5.0000	70804.02	36853.81	0.1007	0.0500	1
2	10.0000	138257.67	70545.08	0.1884	0.1000	1
3	25.0000	341954.04	176092.56	0.4839	0.2500	1
4	50.0000	667733.35	334216.47	0.9048	0.5000	1
5	75.0000	1035557.83	524456.35	1.4156	0.7500	1
6	100.0000	1347852.07	664435.71	1.8459	1.0000	1

Average Calibration Factor = 1.867133 (%RSD = 5.36)

Endrin

Component Type : Single Peak Component

Retention Time : 7.393 min Search Window: 0.50 s, 0.50 %

Reference Component:

Find largest peak in window

Internal Standard : Int Std

Use Average Calibration Factor (Area ratio / Amount ratio)

User Values:

Label :

Value 1: 0.000000
Value 2: 0.000000
Value 3: 0.000000
Value 4: 0.000000
Value 5: 0.000000

Calibration Levels:

Level Name	Amount	Area	Height	ISTD Resp.	ISTD Amt.	# Replicates
1	5.0000	67291.60	32702.21	0.0957	0.0500	1
2	10.0000	124948.83	60930.35	0.1702	0.1000	1
3	25.0000	298980.87	149610.45	0.4230	0.2500	1
4	50.0000	591153.00	299475.20	0.8010	0.5000	1
5	75.0000	911849.84	458141.29	1.2465	0.7500	1
6	100.0000	1189508.27	600275.84	1.6291	1.0000	1

Average Calibration Factor = 1.700178 (%RSD = 6.53)

Endrin Breakdown

Component Type : Named Group

Group Members:

Endrin
Endrin aldehyde
Endrin Ketone

Internal Standard : Int Std

Quantitation will be done using response factor = 1.000000e+06

4,4'-DDD

Component Type : Single Peak Component

Retention Time : 7.629 min Search Window: 0.60 s, 0.50 %

Reference Component: Endrin

Find largest peak in window

Internal Standard : Int Std

Use Average Calibration Factor (Area ratio / Amount ratio)

User Values:

Label :
Value 1: 0.000000
Value 2: 0.000000
Value 3: 0.000000
Value 4: 0.000000
Value 5: 0.000000

Calibration Levels:

Level Name	Amount	Area	Height	ISTD Resp.	ISTD Amt.	# Replicates
1a	2.0000	18118.91	9282.50	0.0261	0.0200	1
1	5.0000	46995.45	25216.49	0.0668	0.0500	1
2	10.0000	88074.22	49739.47	0.1200	0.1000	1
3	25.0000	219192.38	119518.13	0.3101	0.2500	1
4	50.0000	414255.86	236563.82	0.5613	0.5000	1
5	75.0000	641478.07	355832.27	0.8769	0.7500	1
6	100.0000	812024.05	455890.59	1.1121	1.0000	1

Average Calibration Factor = 1.212305 (%RSD = 7.13)

Endosulfan II

Component Type : Single Peak Component

Retention Time : 7.683 min Search Window: 0.50 s, 0.50 %

Reference Component: Endrin

Find peak closest to expected RT in window

Internal Standard : Int Std

Use Average Calibration Factor (Area ratio / Amount ratio)

User Values:

Label :

Value 1: 0.000000
Value 2: 0.000000
Value 3: 0.000000
Value 4: 0.000000
Value 5: 0.000000

Calibration Levels:

Level Name	Amount	Area	Height	ISTD Resp.	ISTD Amt.	# Replicates
1	5.0000	64844.30	33758.67	0.0922	0.0500	1
2	10.0000	129128.02	63942.46	0.1759	0.1000	1
3	25.0000	301775.13	148055.82	0.4270	0.2500	1
4	50.0000	541315.72	263874.16	0.7335	0.5000	1
5	75.0000	860395.57	421755.29	1.1762	0.7500	1
6	100.0000	1126902.50	541526.42	1.5433	1.0000	1

Average Calibration Factor = 1.648276 (%RSD = 8.77)

Endrin aldehyde

Component Type : Single Peak Component
Retention Time : 7.855 min Search Window: 0.75 s, 0.75 %
Reference Component: Endrin
Find largest peak in window
Internal Standard : Int Std
Use Average Calibration Factor (Area ratio / Amount ratio)
User Values:
Label :
Value 1: 0.000000
Value 2: 0.000000
Value 3: 0.000000
Value 4: 0.000000
Value 5: 0.000000

Calibration Levels:

Level Name	Amount	Area	Height	ISTD Resp.	ISTD Amt.	# Replicates
1	5.0000	44489.81	22892.89	0.0632	0.0500	1
2	10.0000	101207.62	44322.87	0.1379	0.1000	1
3	25.0000	208128.98	98146.10	0.2945	0.2500	1
4	50.0000	423889.68	200281.01	0.5744	0.5000	1
5	75.0000	573994.04	270922.61	0.7847	0.7500	1
6	100.0000	730881.27	346249.73	1.0010	1.0000	1

Average Calibration Factor = 1.169645 (%RSD = 11.91)

4,4'-DDT

Component Type : Single Peak Component
Retention Time : 8.037 min Search Window: 0.75 s, 0.75 %
Reference Component: Endrin
Find peak closest to expected RT in window
Internal Standard : Int Std
Use Average Calibration Factor (Area ratio / Amount ratio)
User Values:
Label :
Value 1: 0.000000
Value 2: 0.000000
Value 3: 0.000000
Value 4: 0.000000
Value 5: 0.000000

Calibration Levels:

Level Name	Amount	Area	Height	ISTD Resp.	ISTD Amt.	# Replicates
1a	2.0000	23510.23	10688.16	0.0339	0.0200	1
1	5.0000	54664.76	28981.90	0.0777	0.0500	1
2	10.0000	101346.28	55748.59	0.1381	0.1000	1
3	25.0000	241744.35	132155.91	0.3421	0.2500	1
4	50.0000	478956.06	259229.50	0.6490	0.5000	1

5	75.0000	733803.03	390901.29	1.0031	0.7500	1
6	100.0000	967376.84	509431.68	1.3249	1.0000	1

Average Calibration Factor = 1.422494 (%RSD = 10.26)

Endosulfan sulfate

Component Type : Single Peak Component
Retention Time : 8.158 min Search Window: 0.50 s, 0.50 %
Reference Component: Endrin
Find largest peak in window
Internal Standard : Int Std
Use Average Calibration Factor (Area ratio / Amount ratio)
User Values:
Label :
Value 1: 0.000000
Value 2: 0.000000
Value 3: 0.000000
Value 4: 0.000000
Value 5: 0.000000
Calibration Levels:

Level Name	Amount	Area	Height	ISTD Resp.	ISTD Amt.	# Replicates
1	5.0000	52528.26	28306.47	0.0747	0.0500	1
2	10.0000	94193.40	51314.52	0.1283	0.1000	1
3	25.0000	218739.79	117924.33	0.3095	0.2500	1
4	50.0000	449910.42	238601.11	0.6096	0.5000	1
5	75.0000	627954.83	324046.78	0.8584	0.7500	1
6	100.0000	804985.63	416735.22	1.1025	1.0000	1

Average Calibration Factor = 1.246876 (%RSD = 11.01)

Methoxychlor

Component Type : Single Peak Component
Retention Time : 8.659 min Search Window: 0.30 s, 0.30 %
Reference Component: Endrin
Find peak closest to expected RT in window
Internal Standard : Int Std
Use Average Calibration Factor (Area ratio / Amount ratio)
User Values:
Label :
Value 1: 0.000000
Value 2: 0.000000
Value 3: 0.000000
Value 4: 0.000000
Value 5: 0.000000
Calibration Levels:

Level Name	Amount	Area	Height	ISTD Resp.	ISTD Amt.	# Replicates
1	5.0000	30426.15	17850.11	0.0433	0.0500	1
2	10.0000	56587.45	32213.14	0.0771	0.1000	1
3	25.0000	133096.17	73185.19	0.1883	0.2500	1
4	50.0000	259184.99	138474.70	0.3512	0.5000	1
5	75.0000	374613.15	204693.15	0.5121	0.7500	1
6	100.0000	481077.27	264257.64	0.6589	1.0000	1

Average Calibration Factor = 0.738913 (%RSD = 10.14)

Endrin Ketone

Component Type : Single Peak Component
Retention Time : 8.723 min Search Window: 0.30 s, 0.30 %
Reference Component: Endrin
Find largest peak in window
Internal Standard : Int Std

Use Average Calibration Factor (Area ratio / Amount ratio)
User Values:
Label :
Value 1: 0.000000
Value 2: 0.000000
Value 3: 0.000000
Value 4: 0.000000
Value 5: 0.000000
Calibration Levels:

Level Name	Amount	Area	Height	ISTD Resp.	ISTD Amt.	# Replicates
1	5.0000	57303.97	32397.95	0.0815	0.0500	1
2	10.0000	117699.71	63330.78	0.1604	0.1000	1
3	25.0000	294250.04	150780.19	0.4164	0.2500	1
4	50.0000	580343.66	296175.87	0.7864	0.5000	1
5	75.0000	847454.47	425387.36	1.1585	0.7500	1
6	100.0000	1086432.49	540625.13	1.4879	1.0000	1

Average Calibration Factor = 1.583953 (%RSD = 3.99)

Mirex
Component Type : Single Peak Component
Retention Time : 9.276 min Search Window: 0.30 s, 0.30 %
Reference Component: Endrin
Find largest peak in window
Internal Standard : Int Std
Use Average Calibration Factor (Area ratio / Amount ratio)
User Values:
Label :
Value 1: 0.000000
Value 2: 0.000000
Value 3: 0.000000
Value 4: 0.000000
Value 5: 0.000000
Calibration Levels:

Level Name	Amount	Area	Height	ISTD Resp.	ISTD Amt.	# Replicates
1	5.0000	49822.66	27262.17	0.0708	0.0500	1
2	10.0000	98155.52	52150.85	0.1337	0.1000	1
3	25.0000	225104.73	117636.73	0.3185	0.2500	1
4	50.0000	436819.44	224550.35	0.5919	0.5000	1
5	75.0000	605655.13	309134.01	0.8280	0.7500	1
6	100.0000	769934.61	391194.87	1.0545	1.0000	1

Average Calibration Factor = 1.228370 (%RSD = 11.35)

% DCBP
Component Type : Single Peak Component
Retention Time : 10.285 min Search Window: 0.50 s, 0.50 %
Reference Component: Endrin
Find largest peak in window
Internal Standard : Int Std
Use Average Calibration Factor (Area ratio / Amount ratio)
User Values:
Label :
Value 1: 0.000000
Value 2: 0.000000
Value 3: 0.000000
Value 4: 0.000000
Value 5: 0.000000
Calibration Levels:

Level Name	Amount	Area	Height	ISTD Resp.	ISTD Amt.	# Replicates

1	20.0000	253372.34	124411.22	0.3602	0.2000	1
2	40.0000	473799.77	231468.92	0.6456	0.4000	1
3	60.0000	680484.64	325109.95	0.9629	0.6000	1
4	80.0000	931856.91	442851.19	1.2627	0.8000	1
5	100.0000	1033153.65	492787.84	1.4124	1.0000	1
6	120.0000	1191382.71	564714.79	1.6316	1.2000	1

Average Calibration Factor = 1.561681 (%RSD = 10.13)

Calibration Replicate Lists:

Component: Int Std

Level : 1

Area	Height	Vol Adj Amt	ISTD Response	ISTD Amount	Date/Time	File
703439.98	367076.40	100.0000	1.0000	1.0000	11/18/2019 08:56 AM	GEDIT.RS

Level : 1A

Area	Height	Vol Adj Amt	ISTD Response	ISTD Amount	Date/Time	File
694030.16	354232.10	100.0000	1.0000	1.0000	11/18/2019 08:55 AM	GEDIT.RS

Level : 1G

Area	Height	Vol Adj Amt	ISTD Response	ISTD Amount	Date/Time	File
684829.53	301163.59	100.0000	1.0000	1.0000	11/14/2019 11:38 AM	GEDIT.RS

Level : 2

Area	Height	Vol Adj Amt	ISTD Response	ISTD Amount	Date/Time	File
733916.72	370191.15	100.0000	1.0000	1.0000	11/18/2019 08:56 AM	GEDIT.RS

Level : 3

Area	Height	Vol Adj Amt	ISTD Response	ISTD Amount	Date/Time	File
706734.41	372756.31	100.0000	1.0000	1.0000	11/18/2019 08:55 AM	GEDIT.RS

Level : 4

Area	Height	Vol Adj Amt	ISTD Response	ISTD Amount	Date/Time	File
737987.49	365267.48	100.0000	1.0000	1.0000	11/18/2019 08:55 AM	GEDIT.RS

Level : 5

Area	Height	Vol Adj Amt	ISTD Response	ISTD Amount	Date/Time	File
731510.92	376613.55	100.0000	1.0000	1.0000	11/18/2019 08:55 AM	GEDIT.RS

Level : 6

Area	Height	Vol Adj Amt	ISTD Response	ISTD Amount	Date/Time	File
730175.73	349036.56	100.0000	1.0000	1.0000	11/18/2019 08:55 AM	GEDIT.RS

Component: % TCMX

Level : 1

Area	Height	Vol Adj Amt	ISTD Response	ISTD Amount	Date/Time	File
220083.74	123569.53	20.0000	0.3129	0.2000	11/18/2019 08:56 AM	GEDIT.RS

Level : 2

Area	Height	Vol Adj Amt	ISTD Response	ISTD Amount	Date/Time	File
420147.37	231910.84	40.0000	0.5725	0.4000	11/18/2019 08:56 AM	GEDIT.RS

Level : 3

Area	Height	Vol Adj Amt	ISTD Response	ISTD Amount	Date/Time	File
596238.32	323348.00	60.0000	0.8437	0.6000	11/18/2019 08:55 AM	GEDIT.RS

Level : 4

Area	Height	Vol Adj Amt	ISTD Response	ISTD Amount	Date/Time	File
806033.18	427611.51	80.0000	1.0922	0.8000	11/18/2019 08:55 AM	GEDIT.RS

Level : 5

Area	Height	Vol Adj Amt	ISTD Response	ISTD Amount	Date/Time	File
928491.93	504399.34	100.0000	1.2693	1.0000	11/18/2019 08:55 AM	GEDIT.RS

Level : 6

Area	Height	Vol Adj Amt	ISTD Response	ISTD Amount	Date/Time	File
1081129.77	568226.20	120.0000	1.4806	1.2000	11/18/2019 08:55 AM	GEDIT.RS

Component: a-BHC

Level : 1a

Area	Height	Vol Adj Amt	ISTD Response	ISTD Amount	Date/Time	File
24524.51	16177.19	2.0000	0.0353	0.0200	11/18/2019 08:55 AM	GEDIT.RS

Level : 1

Area	Height	Vol Adj Amt	ISTD Response	ISTD Amount	Date/Time	File
73898.67	48626.73	5.0000	0.1051	0.0500	11/18/2019 08:56 AM	GEDIT.RS

Level : 2

Area	Height	Vol Adj Amt	ISTD Response	ISTD Amount	Date/Time	File
153084.98	98725.06	10.0000	0.2086	0.1000	11/18/2019 08:56 AM	GEDIT.RS

Level : 3

Area	Height	Vol Adj Amt	ISTD Response	ISTD Amount	Date/Time	File
401756.91	250653.46	25.0000	0.5685	0.2500	11/18/2019 08:55 AM	GEDIT.RS

Level : 4

Area	Height	Vol Adj Amt	ISTD Response	ISTD Amount	Date/Time	File
812815.88	493831.29	50.0000	1.1014	0.5000	11/18/2019 08:55 AM	GEDIT.RS

Level : 5

Area	Height	Vol Adj Amt	ISTD Response	ISTD Amount	Date/Time	File
1243574.00	737605.99	75.0000	1.7000	0.7500	11/18/2019 08:55 AM	GEDIT.RS

Level : 6

Area	Height	Vol Adj Amt	ISTD Response	ISTD Amount	Date/Time	File
1599320.52	914255.87	100.0000	2.1903	1.0000	11/18/2019 08:55 AM	GEDIT.RS

Component: Hexachlorobenzene

Level : 1

Area	Height	Vol Adj Amt	ISTD Response	ISTD Amount	Date/Time	File
131088.96	77361.00	5.0000	0.1864	0.0500	11/18/2019 08:56 AM	GEDIT.RS

Level : 2

Area	Height	Vol Adj Amt	ISTD Response	ISTD Amount	Date/Time	File
249929.39	140999.07	10.0000	0.3405	0.1000	11/18/2019 08:56 AM	GEDIT.RS

Level : 3

Area	Height	Vol Adj Amt	ISTD Response	ISTD Amount	Date/Time	File
568952.73	309737.51	25.0000	0.8050	0.2500	11/18/2019 08:55 AM	GEDIT.RS

Level : 4

Area	Height	Vol Adj Amt	ISTD Response	ISTD Amount	Date/Time	File
914395.27	484758.20	50.0000	1.2390	0.5000	11/18/2019 08:55 AM	GEDIT.RS

Level : 5

Area	Height	Vol Adj Amt	ISTD Response	ISTD Amount	Date/Time	File
1467691.49	797195.32	75.0000	2.0064	0.7500	11/18/2019 08:55 AM	GEDIT.RS

Level : 6

Area	Height	Vol Adj Amt	ISTD Response	ISTD Amount	Date/Time	File
1846872.15	912187.67	100.0000	2.5294	1.0000	11/18/2019 08:55 AM	GEDIT.RS

Component: g-BHC

Level : 1A

Area	Height	Vol Adj Amt	ISTD Response	ISTD Amount	Date/Time	File
20633.52	14246.78	2.0000	0.0297	0.0200	11/18/2019 08:55 AM	GEDIT.RS

Level : 1

Area	Height	Vol Adj Amt	ISTD Response	ISTD Amount	Date/Time	File
76458.98	46247.39	5.0000	0.1087	0.0500	11/18/2019 08:56 AM	GEDIT.RS

Level : 2

Area	Height	Vol Adj Amt	ISTD Response	ISTD Amount	Date/Time	File
151431.09	92730.27	10.0000	0.2063	0.1000	11/18/2019 08:56 AM	GEDIT.RS

Level : 3

Area	Height	Vol Adj Amt	ISTD Response	ISTD Amount	Date/Time	File
377038.41	227341.74	25.0000	0.5335	0.2500	11/18/2019 08:55 AM	GEDIT.RS

Level : 4

Area	Height	Vol Adj Amt	ISTD Response	ISTD Amount	Date/Time	File
772944.33	446026.82	50.0000	1.0474	0.5000	11/18/2019 08:55 AM	GEDIT.RS

Level : 5

Area	Height	Vol Adj Amt	ISTD Response	ISTD Amount	Date/Time	File
1141303.73	663250.95	75.0000	1.5602	0.7500	11/18/2019 08:55 AM	GEDIT.RS

Level : 6

Area	Height	Vol Adj Amt	ISTD Response	ISTD Amount	Date/Time	File
1480790.52	839163.18	100.0000	2.0280	1.0000	11/18/2019 08:55 AM	GEDIT.RS

Component: b-BHC

Level : 1a

Area	Height	Vol Adj Amt	ISTD Response	ISTD Amount	Date/Time	File
9362.67	6480.87	2.0000	0.0135	0.0200	11/18/2019 08:55 AM	GEDIT.RS

Level : 1

Area	Height	Vol Adj Amt	ISTD Response	ISTD Amount	Date/Time	File
28560.45	18421.06	5.0000	0.0406	0.0500	11/18/2019 08:56 AM	GEDIT.RS

Level : 2

Area	Height	Vol Adj Amt	ISTD Response	ISTD Amount	Date/Time	File
56735.84	34881.23	10.0000	0.0773	0.1000	11/18/2019 08:56 AM	GEDIT.RS

Level : 3

Area	Height	Vol Adj Amt	ISTD Response	ISTD Amount	Date/Time	File
133326.20	79605.11	25.0000	0.1887	0.2500	11/18/2019 08:55 AM	GEDIT.RS

Level : 4

Area	Height	Vol Adj Amt	ISTD Response	ISTD Amount	Date/Time	File
283528.67	167082.57	50.0000	0.3842	0.5000	11/18/2019 08:55 AM	GEDIT.RS

Level : 5

Area	Height	Vol Adj Amt	ISTD Response	ISTD Amount	Date/Time	File
372504.32	217952.96	75.0000	0.5092	0.7500	11/18/2019 08:55 AM	GEDIT.RS

Level : 6

Area	Height	Vol Adj Amt	ISTD Response	ISTD Amount	Date/Time	File
475353.45	274241.64	100.0000	0.6510	1.0000	11/18/2019 08:55 AM	GEDIT.RS

Component: d-BHC

Level : 1a

Area	Height	Vol Adj Amt	ISTD Response	ISTD Amount	Date/Time	File
27482.38	16526.90	2.0000	0.0396	0.0200	11/18/2019 08:55 AM	GEDIT.RS

Level : 1

Area	Height	Vol Adj Amt	ISTD Response	ISTD Amount	Date/Time	File
74076.88	42991.95	5.0000	0.1053	0.0500	11/18/2019 08:56 AM	GEDIT.RS

Level : 2

Area	Height	Vol Adj Amt	ISTD Response	ISTD Amount	Date/Time	File
151709.88	85904.59	10.0000	0.2067	0.1000	11/18/2019 08:56 AM	GEDIT.RS

Level : 3

Area	Height	Vol Adj Amt	ISTD Response	ISTD Amount	Date/Time	File
358156.52	208104.68	25.0000	0.5068	0.2500	11/18/2019 08:55 AM	GEDIT.RS

Level : 4

Area	Height	Vol Adj Amt	ISTD Response	ISTD Amount	Date/Time	File
759720.45	421514.77	50.0000	1.0294	0.5000	11/18/2019 08:55 AM	GEDIT.RS

Level : 5

Area	Height	Vol Adj Amt	ISTD Response	ISTD Amount	Date/Time	File
1051809.09	608633.12	75.0000	1.4379	0.7500	11/18/2019 08:55 AM	GEDIT.RS

Level : 6

Area	Height	Vol Adj Amt	ISTD Response	ISTD Amount	Date/Time	File
1349573.77	771465.52	100.0000	1.8483	1.0000	11/18/2019 08:55 AM	GEDIT.RS

Component: Heptachlor

Level : 1

Area	Height	Vol Adj Amt	ISTD Response	ISTD Amount	Date/Time	File
83744.61	50901.13	5.0000	0.1191	0.0500	11/18/2019 08:56 AM	GEDIT.RS

Level : 2

Area	Height	Vol Adj Amt	ISTD Response	ISTD Amount	Date/Time	File
169155.39	98706.26	10.0000	0.2305	0.1000	11/18/2019 08:56 AM	GEDIT.RS

Level : 3

Area	Height	Vol Adj Amt	ISTD Response	ISTD Amount	Date/Time	File
400220.28	231766.58	25.0000	0.5663	0.2500	11/18/2019 08:55 AM	GEDIT.RS

Level : 4

Area	Height	Vol Adj Amt	ISTD Response	ISTD Amount	Date/Time	File

792422.28	445442.00	50.0000	1.0738	0.5000	11/18/2019 08:55 AM	GEDIT.RS

Level : 5

Area	Height	Vol Adj Amt	ISTD Response	ISTD Amount	Date/Time	File
1209606.17	672700.58	75.0000	1.6536	0.7500	11/18/2019 08:55 AM	GEDIT.RS

Level : 6

Area	Height	Vol Adj Amt	ISTD Response	ISTD Amount	Date/Time	File
1575292.68	866457.79	100.0000	2.1574	1.0000	11/18/2019 08:55 AM	GEDIT.RS

Component: Aldrin

Level : 1a

Area	Height	Vol Adj Amt	ISTD Response	ISTD Amount	Date/Time	File
29757.05	16672.16	2.0000	0.0429	0.0200	11/18/2019 08:55 AM	GEDIT.RS

Level : 1

Area	Height	Vol Adj Amt	ISTD Response	ISTD Amount	Date/Time	File
80712.70	46440.44	5.0000	0.1147	0.0500	11/18/2019 08:56 AM	GEDIT.RS

Level : 2

Area	Height	Vol Adj Amt	ISTD Response	ISTD Amount	Date/Time	File
160665.40	91083.94	10.0000	0.2189	0.1000	11/18/2019 08:56 AM	GEDIT.RS

Level : 3

Area	Height	Vol Adj Amt	ISTD Response	ISTD Amount	Date/Time	File
395890.65	221437.23	25.0000	0.5602	0.2500	11/18/2019 08:55 AM	GEDIT.RS

Level : 4

Area	Height	Vol Adj Amt	ISTD Response	ISTD Amount	Date/Time	File
758728.09	417110.28	50.0000	1.0281	0.5000	11/18/2019 08:55 AM	GEDIT.RS

Level : 5

Area	Height	Vol Adj Amt	ISTD Response	ISTD Amount	Date/Time	File
1171116.84	642359.03	75.0000	1.6010	0.7500	11/18/2019 08:55 AM	GEDIT.RS

Level : 6

Area	Height	Vol Adj Amt	ISTD Response	ISTD Amount	Date/Time	File
1519519.14	814722.59	100.0000	2.0810	1.0000	11/18/2019 08:55 AM	GEDIT.RS

Component: Heptachlor epoxide

Level : 1

Area	Height	Vol Adj Amt	ISTD Response	ISTD Amount	Date/Time	File
78421.33	41373.01	5.0000	0.1115	0.0500	11/18/2019 08:56 AM	GEDIT.RS

Level : 2

Area	Height	Vol Adj Amt	ISTD Response	ISTD Amount	Date/Time	File
153456.47	80073.38	10.0000	0.2091	0.1000	11/18/2019 08:56 AM	GEDIT.RS

Level : 3

Area	Height	Vol Adj Amt	ISTD Response	ISTD Amount	Date/Time	File
360186.40	191534.67	25.0000	0.5096	0.2500	11/18/2019 08:55 AM	GEDIT.RS

Level : 4

Area	Height	Vol Adj Amt	ISTD Response	ISTD Amount	Date/Time	File
682397.29	359508.40	50.0000	0.9247	0.5000	11/18/2019 08:55 AM	GEDIT.RS

Level : 5

Area	Height	Vol Adj Amt	ISTD Response	ISTD Amount	Date/Time	File
1048137.78	552770.33	75.0000	1.4328	0.7500	11/18/2019 08:55 AM	GEDIT.RS

Level : 6

Area	Height	Vol Adj Amt	ISTD Response	ISTD Amount	Date/Time	File
1354706.90	706500.96	100.0000	1.8553	1.0000	11/18/2019 08:55 AM	GEDIT.RS

Component: g-Chlordane

Level : 1a

Area	Height	Vol Adj Amt	ISTD Response	ISTD Amount	Date/Time	File
26662.18	14117.52	2.0000	0.0384	0.0200	11/18/2019 08:55 AM	GEDIT.RS

Level : 1

Area	Height	Vol Adj Amt	ISTD Response	ISTD Amount	Date/Time	File
77940.94	40017.28	5.0000	0.1108	0.0500	11/18/2019 08:56 AM	GEDIT.RS

Level : 2

Area	Height	Vol Adj Amt	ISTD Response	ISTD Amount	Date/Time	File
149209.80	77683.40	10.0000	0.2033	0.1000	11/18/2019 08:56 AM	GEDIT.RS

Level : 3

Area	Height	Vol Adj Amt	ISTD Response	ISTD Amount	Date/Time	File
355395.52	182536.30	25.0000	0.5029	0.2500	11/18/2019 08:55 AM	GEDIT.RS

Level : 4

Area	Height	Vol Adj Amt	ISTD Response	ISTD Amount	Date/Time	File
682449.52	348080.98	50.0000	0.9247	0.5000	11/18/2019 08:55 AM	GEDIT.RS

Level : 5

Area	Height	Vol Adj Amt	ISTD Response	ISTD Amount	Date/Time	File
1042032.50	531303.14	75.0000	1.4245	0.7500	11/18/2019 08:55 AM	GEDIT.RS

Level : 6

Area	Height	Vol Adj Amt	ISTD Response	ISTD Amount	Date/Time	File
1349766.59	679647.23	100.0000	1.8486	1.0000	11/18/2019 08:55 AM	GEDIT.RS

Component: a-Chlordane

Level : 1a

Area	Height	Vol Adj Amt	ISTD Response	ISTD Amount	Date/Time	File
24847.52	13444.38	2.0000	0.0358	0.0200	11/18/2019 08:55 AM	GEDIT.RS

Level : 1

Area	Height	Vol Adj Amt	ISTD Response	ISTD Amount	Date/Time	File
74098.12	39911.09	5.0000	0.1053	0.0500	11/18/2019 08:56 AM	GEDIT.RS

Level : 2

Area	Height	Vol Adj Amt	ISTD Response	ISTD Amount	Date/Time	File
144967.51	76390.87	10.0000	0.1975	0.1000	11/18/2019 08:56 AM	GEDIT.RS

Level : 3

Area	Height	Vol Adj Amt	ISTD Response	ISTD Amount	Date/Time	File
343407.57	185004.08	25.0000	0.4859	0.2500	11/18/2019 08:55 AM	GEDIT.RS

Level : 4

Area	Height	Vol Adj Amt	ISTD Response	ISTD Amount	Date/Time	File
652212.64	343557.90	50.0000	0.8838	0.5000	11/18/2019 08:55 AM	GEDIT.RS

Level : 5

Area	Height	Vol Adj Amt	ISTD Response	ISTD Amount	Date/Time	File
1034743.58	529183.93	75.0000	1.4145	0.7500	11/18/2019 08:55 AM	GEDIT.RS

Level : 6

Area	Height	Vol Adj Amt	ISTD Response	ISTD Amount	Date/Time	File
1269788.83	674348.56	100.0000	1.7390	1.0000	11/18/2019 08:55 AM	GEDIT.RS

Component: Endosulfan I

Level : 1

Area	Height	Vol Adj Amt	ISTD Response	ISTD Amount	Date/Time	File
67600.73	36960.95	5.0000	0.0961	0.0500	11/18/2019 08:56 AM	GEDIT.RS

Level : 2

Area	Height	Vol Adj Amt	ISTD Response	ISTD Amount	Date/Time	File
140284.84	73087.89	10.0000	0.1911	0.1000	11/18/2019 08:56 AM	GEDIT.RS

Level : 3

Area	Height	Vol Adj Amt	ISTD Response	ISTD Amount	Date/Time	File
347448.24	174662.05	25.0000	0.4916	0.2500	11/18/2019 08:55 AM	GEDIT.RS

Level : 4

Area	Height	Vol Adj Amt	ISTD Response	ISTD Amount	Date/Time	File
648473.59	318425.87	50.0000	0.8787	0.5000	11/18/2019 08:55 AM	GEDIT.RS

Level : 5

Area	Height	Vol Adj Amt	ISTD Response	ISTD Amount	Date/Time	File
994347.30	505024.94	75.0000	1.3593	0.7500	11/18/2019 08:55 AM	GEDIT.RS

Level : 6

Area	Height	Vol Adj Amt	ISTD Response	ISTD Amount	Date/Time	File
1361857.84	647096.60	100.0000	1.8651	1.0000	11/18/2019 08:55 AM	GEDIT.RS

Component: 4,4'-DDE

Level : 1a

Area	Height	Vol Adj Amt	ISTD Response	ISTD Amount	Date/Time	File
22315.80	12583.74	2.0000	0.0322	0.0200	11/18/2019 08:55 AM	GEDIT.RS

Level : 1

Area	Height	Vol Adj Amt	ISTD Response	ISTD Amount	Date/Time	File
67187.50	35520.69	5.0000	0.0955	0.0500	11/18/2019 08:56 AM	GEDIT.RS

Level : 2

Area	Height	Vol Adj Amt	ISTD Response	ISTD Amount	Date/Time	File
128662.55	68820.25	10.0000	0.1753	0.1000	11/18/2019 08:56 AM	GEDIT.RS

Level : 3

Area	Height	Vol Adj Amt	ISTD Response	ISTD Amount	Date/Time	File
317008.04	167337.78	25.0000	0.4486	0.2500	11/18/2019 08:55 AM	GEDIT.RS

Level : 4

Area	Height	Vol Adj Amt	ISTD Response	ISTD Amount	Date/Time	File
608329.08	314474.25	50.0000	0.8243	0.5000	11/18/2019 08:55 AM	GEDIT.RS

Level : 5

Area	Height	Vol Adj Amt	ISTD Response	ISTD Amount	Date/Time	File
952230.08	490822.92	75.0000	1.3017	0.7500	11/18/2019 08:55 AM	GEDIT.RS

Level : 6

Area	Height	Vol Adj Amt	ISTD Response	ISTD Amount	Date/Time	File
1240329.30	628225.72	100.0000	1.6987	1.0000	11/18/2019 08:55 AM	GEDIT.RS

Component: DDT Breakdown
This component has no calibration levels

Component: Dieldrin

Level : 1a

Area	Height	Vol Adj Amt	ISTD Response	ISTD Amount	Date/Time	File
23521.45	12448.92	2.0000	0.0339	0.0200	11/18/2019 08:55 AM	GEDIT.RS

Level : 1

Area	Height	Vol Adj Amt	ISTD Response	ISTD Amount	Date/Time	File
70804.02	36853.81	5.0000	0.1007	0.0500	11/18/2019 08:56 AM	GEDIT.RS

Level : 2

Area	Height	Vol Adj Amt	ISTD Response	ISTD Amount	Date/Time	File
138257.67	70545.08	10.0000	0.1884	0.1000	11/18/2019 08:56 AM	GEDIT.RS

Level : 3

Area	Height	Vol Adj Amt	ISTD Response	ISTD Amount	Date/Time	File
341954.04	176092.56	25.0000	0.4839	0.2500	11/18/2019 08:55 AM	GEDIT.RS

Level : 4

Area	Height	Vol Adj Amt	ISTD Response	ISTD Amount	Date/Time	File
667733.35	334216.47	50.0000	0.9048	0.5000	11/18/2019 08:55 AM	GEDIT.RS

Level : 5

Area	Height	Vol Adj Amt	ISTD Response	ISTD Amount	Date/Time	File
1035557.83	524456.35	75.0000	1.4156	0.7500	11/18/2019 08:55 AM	GEDIT.RS

Level : 6

Area	Height	Vol Adj Amt	ISTD Response	ISTD Amount	Date/Time	File
1347852.07	664435.71	100.0000	1.8459	1.0000	11/18/2019 08:55 AM	GEDIT.RS

Component: Endrin

Level : 1

Area	Height	Vol Adj Amt	ISTD Response	ISTD Amount	Date/Time	File
67291.60	32702.21	5.0000	0.0957	0.0500	11/18/2019 08:56 AM	GEDIT.RS

Level : 2

Area	Height	Vol Adj Amt	ISTD Response	ISTD Amount	Date/Time	File
124948.83	60930.35	10.0000	0.1702	0.1000	11/18/2019 08:56 AM	GEDIT.RS

Level : 3

Area	Height	Vol Adj Amt	ISTD Response	ISTD Amount	Date/Time	File
298980.87	149610.45	25.0000	0.4230	0.2500	11/18/2019 08:55 AM	GEDIT.RS

Level : 4

Area	Height	Vol Adj Amt	ISTD Response	ISTD Amount	Date/Time	File
591153.00	299475.20	50.0000	0.8010	0.5000	11/18/2019 08:55 AM	GEDIT.RS

Level : 5

Area	Height	Vol Adj Amt	ISTD Response	ISTD Amount	Date/Time	File
911849.84	458141.29	75.0000	1.2465	0.7500	11/18/2019 08:55 AM	GEDIT.RS

Level : 6

Area	Height	Vol Adj Amt	ISTD Response	ISTD Amount	Date/Time	File
1189508.27	600275.84	100.0000	1.6291	1.0000	11/18/2019 08:55 AM	GEDIT.RS

Component: Endrin Breakdown

This component has no calibration levels

Component: 4,4'-DDD

Level : 1a

Area	Height	Vol Adj Amt	ISTD Response	ISTD Amount	Date/Time	File
18118.91	9282.50	2.0000	0.0261	0.0200	11/18/2019 08:55 AM	GEDIT.RS

Level : 1

Area	Height	Vol Adj Amt	ISTD Response	ISTD Amount	Date/Time	File
46995.45	25216.49	5.0000	0.0668	0.0500	11/18/2019 08:56 AM	GEDIT.RS

Level : 2

Area	Height	Vol Adj Amt	ISTD Response	ISTD Amount	Date/Time	File
88074.22	49739.47	10.0000	0.1200	0.1000	11/18/2019 08:56 AM	GEDIT.RS

Level : 3

Area	Height	Vol Adj Amt	ISTD Response	ISTD Amount	Date/Time	File
219192.38	119518.13	25.0000	0.3101	0.2500	11/18/2019 08:55 AM	GEDIT.RS

Level : 4

Area	Height	Vol Adj Amt	ISTD Response	ISTD Amount	Date/Time	File
414255.86	236563.82	50.0000	0.5613	0.5000	11/18/2019 08:55 AM	GEDIT.RS

Level : 5

Area	Height	Vol Adj Amt	ISTD Response	ISTD Amount	Date/Time	File
641478.07	355832.27	75.0000	0.8769	0.7500	11/18/2019 08:55 AM	GEDIT.RS

Level : 6

Area	Height	Vol Adj Amt	ISTD Response	ISTD Amount	Date/Time	File
812024.05	455890.59	100.0000	1.1121	1.0000	11/18/2019 08:55 AM	GEDIT.RS

Component: Endosulfan II

Level : 1

Area	Height	Vol Adj Amt	ISTD Response	ISTD Amount	Date/Time	File
64844.30	33758.67	5.0000	0.0922	0.0500	11/18/2019 08:56 AM	GEDIT.RS

Level : 2

Area	Height	Vol Adj Amt	ISTD Response	ISTD Amount	Date/Time	File
129128.02	63942.46	10.0000	0.1759	0.1000	11/18/2019 08:56 AM	GEDIT.RS

Level : 3

Area	Height	Vol Adj Amt	ISTD Response	ISTD Amount	Date/Time	File
301775.13	148055.82	25.0000	0.4270	0.2500	11/18/2019 08:55 AM	GEDIT.RS

Level : 4

Area	Height	Vol Adj Amt	ISTD Response	ISTD Amount	Date/Time	File
541315.72	263874.16	50.0000	0.7335	0.5000	11/18/2019 08:55 AM	GEDIT.RS

Level : 5

Area	Height	Vol Adj Amt	ISTD Response	ISTD Amount	Date/Time	File
860395.57	421755.29	75.0000	1.1762	0.7500	11/18/2019 08:55 AM	GEDIT.RS

Level : 6

Area	Height	Vol Adj Amt	ISTD Response	ISTD Amount	Date/Time	File
1126902.50	541526.42	100.0000	1.5433	1.0000	11/18/2019 08:55 AM	GEDIT.RS

Component: Endrin aldehyde

Level : 1

Area	Height	Vol Adj Amt	ISTD Response	ISTD Amount	Date/Time	File
44489.81	22892.89	5.0000	0.0632	0.0500	11/18/2019 08:56 AM	GEDIT.RS

Level : 2

Area	Height	Vol Adj Amt	ISTD Response	ISTD Amount	Date/Time	File
101207.62	44322.87	10.0000	0.1379	0.1000	11/18/2019 08:56 AM	GEDIT.RS

Level : 3

Area	Height	Vol Adj Amt	ISTD Response	ISTD Amount	Date/Time	File
208128.98	98146.10	25.0000	0.2945	0.2500	11/18/2019 08:55 AM	GEDIT.RS

Level : 4

Area	Height	Vol Adj Amt	ISTD Response	ISTD Amount	Date/Time	File
423889.68	200281.01	50.0000	0.5744	0.5000	11/18/2019 08:55 AM	GEDIT.RS

Level : 5

Area	Height	Vol Adj Amt	ISTD Response	ISTD Amount	Date/Time	File

573994.04	270922.61	75.0000	0.7847	0.7500	11/18/2019 08:55 AM	GEDIT.RS

Level : 6

Area	Height	Vol Adj Amt	ISTD Response	ISTD Amount	Date/Time	File
730881.27	346249.73	100.0000	1.0010	1.0000	11/18/2019 08:55 AM	GEDIT.RS

Component: 4,4'-DDT

Level : 1a

Area	Height	Vol Adj Amt	ISTD Response	ISTD Amount	Date/Time	File
23510.23	10688.16	2.0000	0.0339	0.0200	11/18/2019 08:55 AM	GEDIT.RS

Level : 1

Area	Height	Vol Adj Amt	ISTD Response	ISTD Amount	Date/Time	File
54664.76	28981.90	5.0000	0.0777	0.0500	11/18/2019 08:56 AM	GEDIT.RS

Level : 2

Area	Height	Vol Adj Amt	ISTD Response	ISTD Amount	Date/Time	File
101346.28	55748.59	10.0000	0.1381	0.1000	11/18/2019 08:56 AM	GEDIT.RS

Level : 3

Area	Height	Vol Adj Amt	ISTD Response	ISTD Amount	Date/Time	File
241744.25	132155.91	25.0000	0.3421	0.2500	11/18/2019 08:55 AM	GEDIT.RS

Level : 4

Area	Height	Vol Adj Amt	ISTD Response	ISTD Amount	Date/Time	File
478956.06	259229.50	50.0000	0.6490	0.5000	11/18/2019 08:55 AM	GEDIT.RS

Level : 5

Area	Height	Vol Adj Amt	ISTD Response	ISTD Amount	Date/Time	File
733803.03	390901.29	75.0000	1.0031	0.7500	11/18/2019 08:55 AM	GEDIT.RS

Level : 6

Area	Height	Vol Adj Amt	ISTD Response	ISTD Amount	Date/Time	File
967376.84	509431.68	100.0000	1.3249	1.0000	11/18/2019 08:55 AM	GEDIT.RS

Component: Endosulfan sulfate

Level : 1

Area	Height	Vol Adj Amt	ISTD Response	ISTD Amount	Date/Time	File
52528.26	28306.47	5.0000	0.0747	0.0500	11/18/2019 08:56 AM	GEDIT.RS

Level : 2

Area	Height	Vol Adj Amt	ISTD Response	ISTD Amount	Date/Time	File
94193.40	51314.52	10.0000	0.1283	0.1000	11/18/2019 08:56 AM	GEDIT.RS

Level : 3

Area	Height	Vol Adj Amt	ISTD Response	ISTD Amount	Date/Time	File
218739.79	117924.33	25.0000	0.3095	0.2500	11/18/2019 08:55 AM	GEDIT.RS

Level : 4

Area	Height	Vol Adj Amt	ISTD Response	ISTD Amount	Date/Time	File
449910.42	238601.11	50.0000	0.6096	0.5000	11/18/2019 08:55 AM	GEDIT.RS

Level : 5

Area	Height	Vol Adj Amt	ISTD Response	ISTD Amount	Date/Time	File
627954.83	324046.78	75.0000	0.8584	0.7500	11/18/2019 08:55 AM	GEDIT.RS

Level : 6

Area	Height	Vol Adj Amt	ISTD Response	ISTD Amount	Date/Time	File
804985.63	416735.22	100.0000	1.1025	1.0000	11/18/2019 08:55 AM	GEDIT.RS

Component: Methoxychlor

Level : 1

Area	Height	Vol Adj Amt	ISTD Response	ISTD Amount	Date/Time	File
30426.15	17850.11	5.0000	0.0433	0.0500	11/18/2019 08:56 AM	GEDIT.RS

Level : 2

Area	Height	Vol Adj Amt	ISTD Response	ISTD Amount	Date/Time	File
56587.45	32213.14	10.0000	0.0771	0.1000	11/18/2019 08:56 AM	GEDIT.RS

Level : 3

Area	Height	Vol Adj Amt	ISTD Response	ISTD Amount	Date/Time	File
133096.17	73185.19	25.0000	0.1883	0.2500	11/18/2019 08:55 AM	GEDIT.RS

Level : 4

Area	Height	Vol Adj Amt	ISTD Response	ISTD Amount	Date/Time	File
259184.99	138474.70	50.0000	0.3512	0.5000	11/18/2019 08:55 AM	GEDIT.RS

Level : 5

Area	Height	Vol Adj Amt	ISTD Response	ISTD Amount	Date/Time	File
374613.15	204693.15	75.0000	0.5121	0.7500	11/18/2019 08:55 AM	GEDIT.RS

Level : 6

Area	Height	Vol Adj Amt	ISTD Response	ISTD Amount	Date/Time	File
481077.27	264257.64	100.0000	0.6589	1.0000	11/18/2019 08:55 AM	GEDIT.RS

Component: Endrin Ketone

Level : 1

Area	Height	Vol Adj Amt	ISTD Response	ISTD Amount	Date/Time	File

57303.97	32397.95	5.0000	0.0815	0.0500	11/18/2019 08:56 AM	GEDIT.RS

Level : 2

Area	Height	Vol Adj Amt	ISTD Response	ISTD Amount	Date/Time	File
117699.71	63330.78	10.0000	0.1604	0.1000	11/18/2019 08:56 AM	GEDIT.RS

Level : 3

Area	Height	Vol Adj Amt	ISTD Response	ISTD Amount	Date/Time	File
294250.04	150780.19	25.0000	0.4164	0.2500	11/18/2019 08:55 AM	GEDIT.RS

Level : 4

Area	Height	Vol Adj Amt	ISTD Response	ISTD Amount	Date/Time	File
580343.66	296175.87	50.0000	0.7864	0.5000	11/18/2019 08:55 AM	GEDIT.RS

Level : 5

Area	Height	Vol Adj Amt	ISTD Response	ISTD Amount	Date/Time	File
847454.47	425387.36	75.0000	1.1585	0.7500	11/18/2019 08:55 AM	GEDIT.RS

Level : 6

Area	Height	Vol Adj Amt	ISTD Response	ISTD Amount	Date/Time	File
1086432.49	540625.13	100.0000	1.4879	1.0000	11/18/2019 08:55 AM	GEDIT.RS

Component: Mirex

Level : 1

Area	Height	Vol Adj Amt	ISTD Response	ISTD Amount	Date/Time	File
49822.66	27262.17	5.0000	0.0708	0.0500	11/18/2019 08:56 AM	GEDIT.RS

Level : 2

Area	Height	Vol Adj Amt	ISTD Response	ISTD Amount	Date/Time	File
98155.52	52150.85	10.0000	0.1337	0.1000	11/18/2019 08:56 AM	GEDIT.RS

Level : 3

Area	Height	Vol Adj Amt	ISTD Response	ISTD Amount	Date/Time	File
225104.73	117636.73	25.0000	0.3185	0.2500	11/18/2019 08:55 AM	GEDIT.RS

Level : 4

Area	Height	Vol Adj Amt	ISTD Response	ISTD Amount	Date/Time	File
436819.44	224550.35	50.0000	0.5919	0.5000	11/18/2019 08:55 AM	GEDIT.RS

Level : 5

Area	Height	Vol Adj Amt	ISTD Response	ISTD Amount	Date/Time	File
605655.13	309134.01	75.0000	0.8280	0.7500	11/18/2019 08:55 AM	GEDIT.RS

Level : 6

Area	Height	Vol Adj Amt	ISTD Response	ISTD Amount	Date/Time	File

769934.61	391194.87	100.0000	1.0545	1.0000	11/18/2019 08:55 AM	GEDIT.RS

Component: % DCBP

Level : 1

Area	Height	Vol Adj Amt	ISTD Response	ISTD Amount	Date/Time	File
253372.34	124411.22	20.0000	0.3602	0.2000	11/18/2019 08:56 AM	GEDIT.RS

Level : 2

Area	Height	Vol Adj Amt	ISTD Response	ISTD Amount	Date/Time	File
473799.77	231468.92	40.0000	0.6456	0.4000	11/18/2019 08:56 AM	GEDIT.RS

Level : 3

Area	Height	Vol Adj Amt	ISTD Response	ISTD Amount	Date/Time	File
680484.64	325109.95	60.0000	0.9629	0.6000	11/18/2019 08:55 AM	GEDIT.RS

Level : 4

Area	Height	Vol Adj Amt	ISTD Response	ISTD Amount	Date/Time	File
931856.91	442851.19	80.0000	1.2627	0.8000	11/18/2019 08:55 AM	GEDIT.RS

Level : 5

Area	Height	Vol Adj Amt	ISTD Response	ISTD Amount	Date/Time	File
1033153.65	492787.84	100.0000	1.4124	1.0000	11/18/2019 08:55 AM	GEDIT.RS

Level : 6

Area	Height	Vol Adj Amt	ISTD Response	ISTD Amount	Date/Time	File
1191382.71	564714.79	120.0000	1.6316	1.2000	11/18/2019 08:55 AM	GEDIT.RS

Client Id: Initial Calibration

Software Version: 4.1<1L22>
Date: 11/18/2019 08:54 AM
Sample Name : mix 6;51g
Data File : E:\TC2019\ECD35\11-NOV\N15A010.RAW Date: 11/15/2019 12:21 PM
Sequence File: E:\TC2019\ECD35\11-NOV\PEST.SEQ Cycle: 517 Channel : A
Instrument : AUTO_ECD35 Rack/Vial: 0/6 Operator:
Sample Amount : 1.0000 Dilution Factor : 1.00

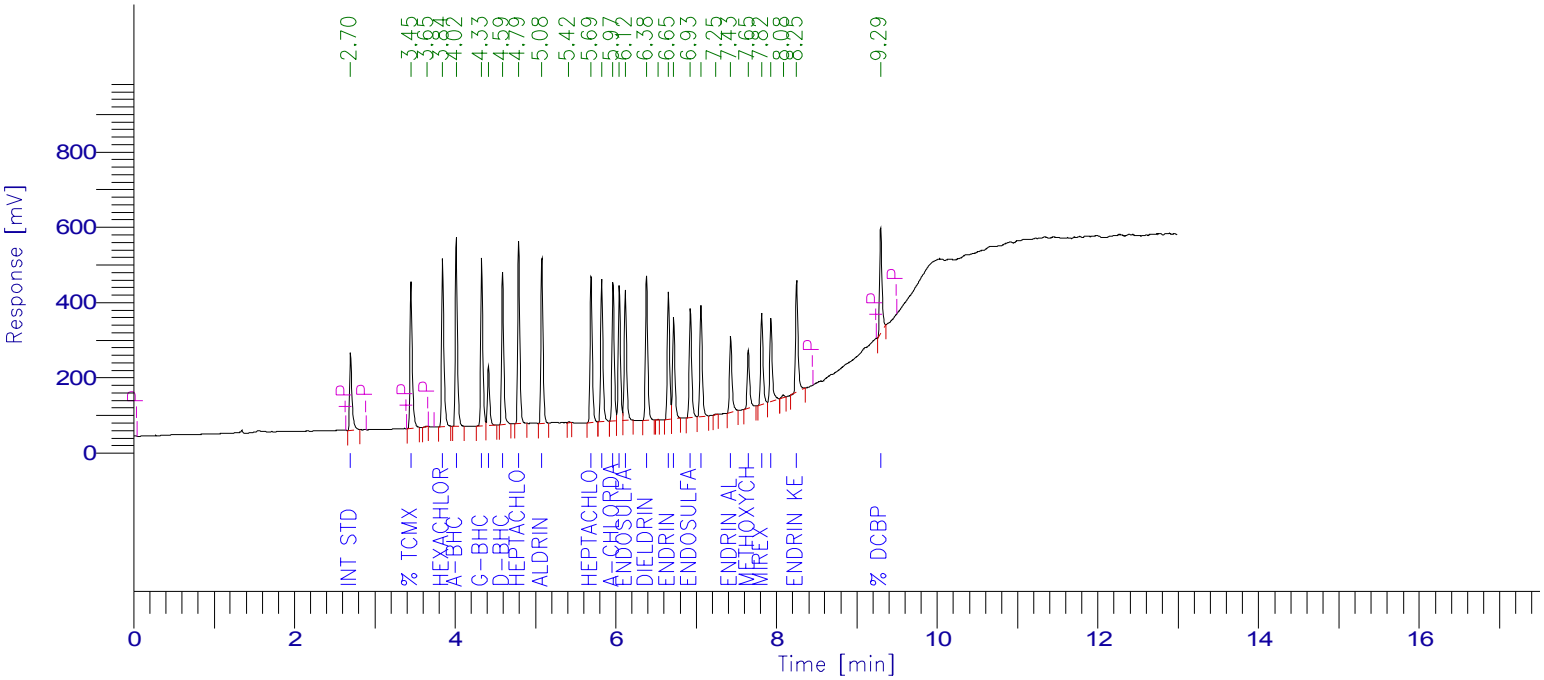

PESTICIDE REPORT

Peak #	Time [min]	Component Name	Raw Amount	Surrogate Recovery TCMX & DCBP	Multiplier	Adjusted Amount for Labowrks	Area [µV·s]
1	2.700	Int Std	100.0000	250.0000	1.0000	100.0000	429593.94
2	3.452	% TCMX	107.9415	269.8537	1.0000	107.9415	769074.88
4	3.844	Hexachlorobenzene	83.1387	207.8467	1.0000	83.1387	884824.40
5	4.015	a-BHC	92.6380	231.5950	1.0000	92.6380	925322.29
6	4.330	g-BHC	87.7881	219.4704	1.0000	87.7881	825414.27
7	4.415	b-BHC	84.0483	210.1208	1.0000	84.0483	301731.02
8	4.592	d-BHC	91.8610	229.6525	1.0000	91.8610	755039.49
9	4.790	Heptachlor	88.9731	222.4327	1.0000	88.9731	890710.58
10	5.080	Aldrin	89.9160	224.7901	1.0000	89.9160	833653.28
12	5.693	Heptachlor epoxide	89.0789	222.6973	1.0000	89.0789	765351.20
13	5.826	g-Chlordane	88.5667	221.4166	1.0000	88.5667	762196.49
14	5.965	a-Chlordane	88.5535	221.3837	1.0000	88.5535	737291.45
15	6.043	4,4'-DDE	92.9071	232.2678	1.0000	92.9071	694558.72
16	6.119	Endosulfan I	91.2505	228.1263	1.0000	91.2505	718879.30
17	6.383	Dieldrin	93.6560	234.1400	1.0000	93.6560	769159.94
19	6.654	Endrin	97.3987	243.4967	1.0000	97.3987	695500.77
20	6.720	4,4'-DDD	95.7160	239.2901	1.0000	95.7160	540289.16
21	6.929	Endosulfan II	92.5812	231.4529	1.0000	92.5812	614322.94
22	7.058	4,4'-DDT	98.8853	247.2132	1.0000	98.8853	624062.81
24	7.430	Endrin aldehyde	89.0234	222.5585	1.0000	89.0234	432539.47
25	7.647	Methoxychlor	88.8280	222.0700	1.0000	88.8280	329402.49
26	7.815	Mirex	85.8937	214.7342	1.0000	85.8937	515088.49
27	7.930	Endosulfan sulfate	94.9891	237.4728	1.0000	94.9891	466563.69
29	8.249	Endrin Ketone	92.2143	230.5357	1.0000	92.2143	640164.63
30	9.294	% DCBP	109.0310	272.5775	1.0000	109.0310	577364.74
				5787.1952	25.0000	2314.8781	16498100.44

Client Id: Initial Calibration

Software Version: 4.1<1L22>
Date: 11/18/2019 08:57 AM
Sample Name : mix 6;51g
Data File : E:\TC2019\ECD35\11-NOV\N15B010.RAW Date: 11/15/2019 12:21 PM
Sequence File: E:\TC2019\ECD35\11-NOV\PEST.SEQ Cycle: 517 Channel : B
Instrument : AUTO_ECD35 Rack/Vial: 0/6 Operator:
Sample Amount : 1.0000 Dilution Factor : 1.00

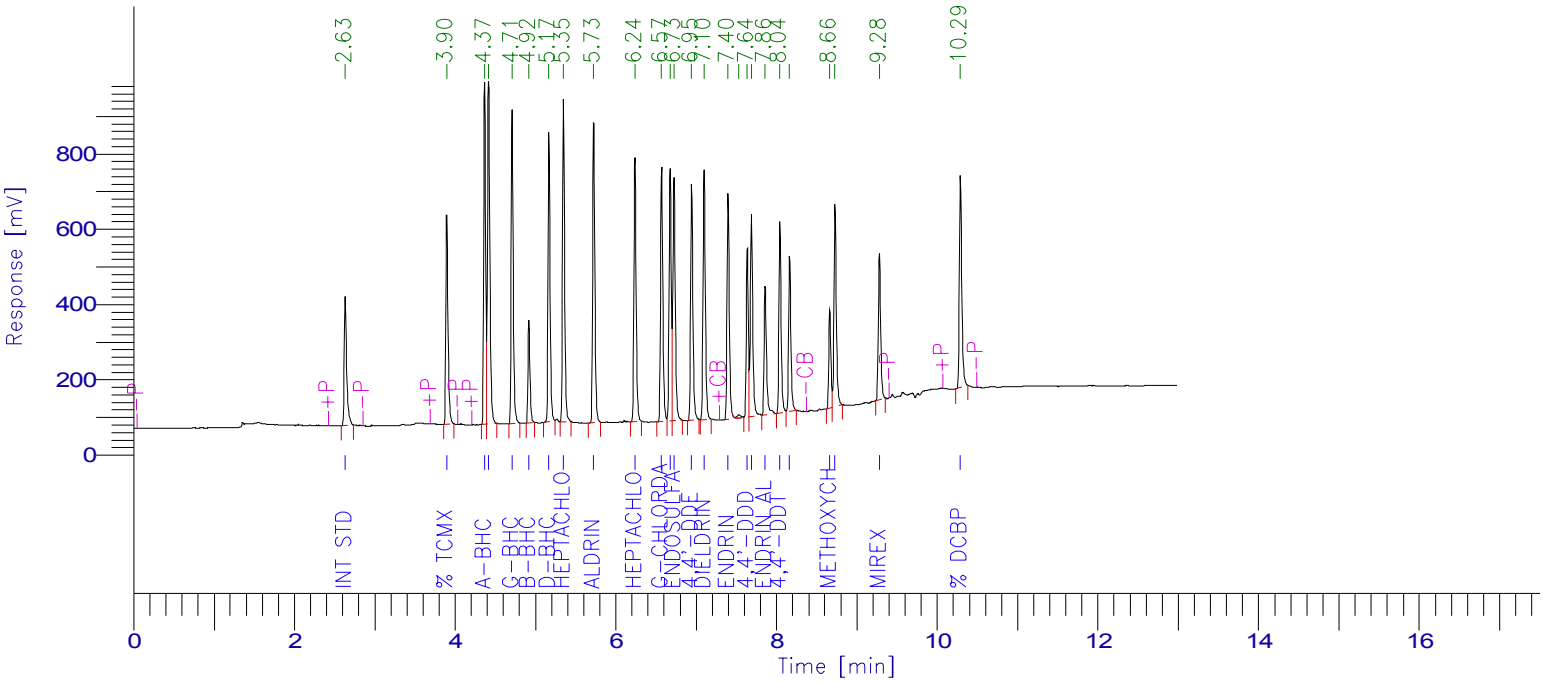

PESTICIDE REPORT

Peak #	Time [min]	Component Name	Raw Amount	Surrogate Recovery TCMX & DCBP	Multiplier	Adjusted Amount for Labowrks	Area [µV·s]
1	2.632	Int Std	100.0000	250.0000	1.0000	100.0000	730175.73
2	3.896	% TCMX	107.4226	268.5564	1.0000	107.4226	1081129.77
3	4.367	a-BHC	102.9881	257.4701	1.0000	102.9881	1599320.52
4	4.417	Hexachlorobenzene	84.1468	210.3670	1.0000	84.1468	1846872.15
5	4.710	g-BHC	100.9622	252.4054	1.0000	100.9622	1480790.52
6	4.918	b-BHC	89.1351	222.8378	1.0000	89.1351	475353.45
7	5.169	d-BHC	92.3839	230.9598	1.0000	92.3839	1349573.77
8	5.348	Heptachlor	96.1650	240.4125	1.0000	96.1650	1575292.68
9	5.725	Aldrin	96.2151	240.5379	1.0000	96.2151	1519519.14
10	6.239	Heptachlor epoxide	92.9650	232.4125	1.0000	92.9650	1354706.90
11	6.569	g-Chlordane	93.9119	234.7796	1.0000	93.9119	1349766.59
12	6.676	a-Chlordane	92.1626	230.4065	1.0000	92.1626	1269788.83
13	6.725	Endosulfan I	99.6063	249.0158	1.0000	99.6063	1361857.84
14	6.945	4,4'-DDE	97.8805	244.7012	1.0000	97.8805	1240329.30
15	7.098	Dieldrin	98.8643	247.1608	1.0000	98.8643	1347852.07
16	7.397	Endrin	95.8177	239.5442	1.0000	95.8177	1189508.27
18	7.635	4,4'-DDD	91.7338	229.3345	1.0000	91.7338	812024.05
19	7.687	Endosulfan II	93.6330	234.0825	1.0000	93.6330	1126902.50
20	7.858	Endrin aldehyde	85.5787	213.9467	1.0000	85.5787	730881.27
21	8.043	4,4'-DDT	93.1360	232.8401	1.0000	93.1360	967376.84
22	8.162	Endosulfan sulfate	88.4173	221.0433	1.0000	88.4173	804985.63
23	8.663	Methoxychlor	89.1650	222.9124	1.0000	89.1650	481077.27
24	8.726	Endrin Ketone	93.9362	234.8405	1.0000	93.9362	1086432.49
25	9.279	Mirex	85.8415	214.6038	1.0000	85.8415	769934.61
26	10.288	% DCBP	104.4796	261.1990	1.0000	104.4796	1191382.71
				5916.3703	25.0000	2366.5481	28742834.89

Client Id: Initial Calibration

Software Version: 4.1<1L22>
Date: 11/18/2019 08:54 AM
Sample Name : mix 5;51h
Data File : E:\TC2019\ECD35\11-NOV\N15A011.RAW Date: 11/15/2019 12:39 PM
Sequence File: E:\TC2019\ECD35\11-NOV\PEST.SEQ Cycle: 518 Channel : A
Instrument : AUTO_ECD35 Rack/Vial: 0/7 Operator:
Sample Amount : 1.0000 Dilution Factor : 1.00

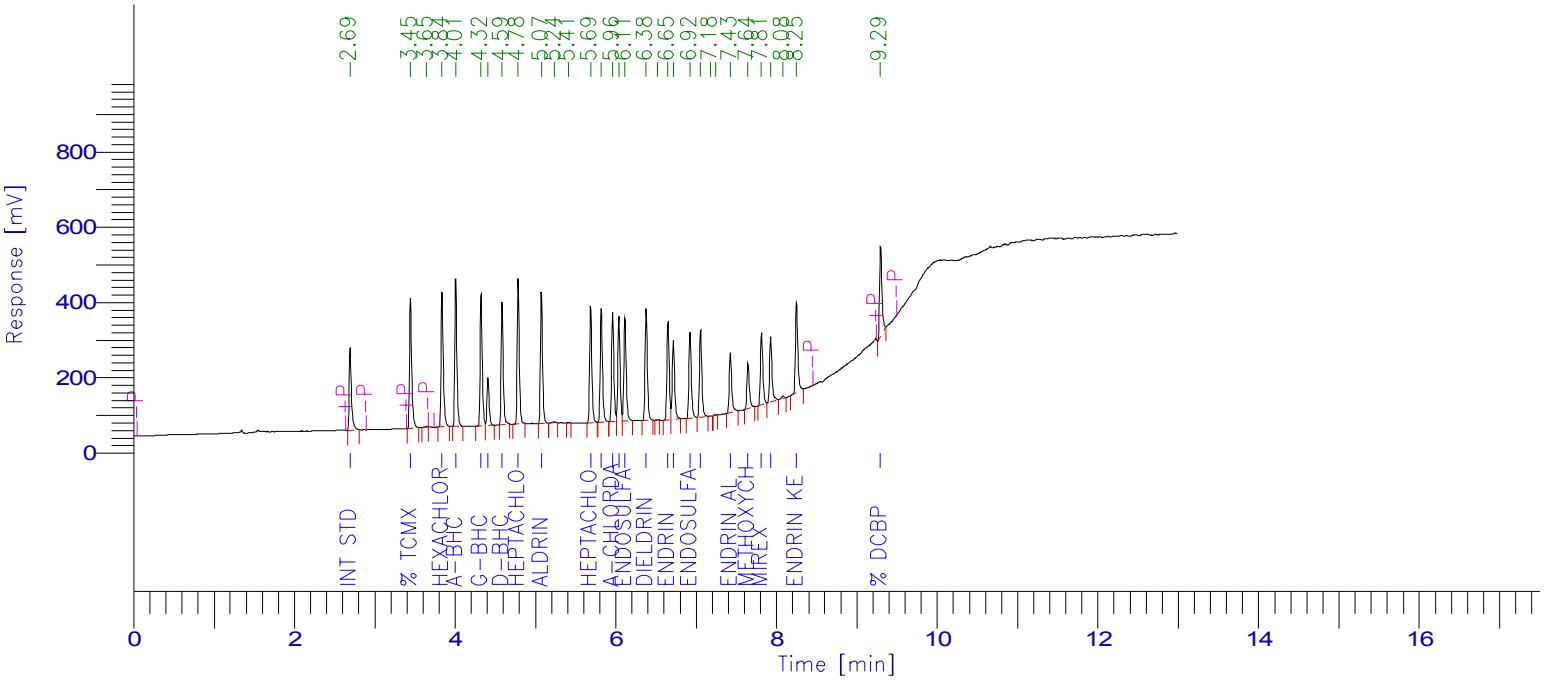

PESTICIDE REPORT

Peak #	Time [min]	Component Name	Raw Amount	Surrogate Recovery TCMX & DCBP	Multiplier	Adjusted Amount for Labowrks	Area [µV·s]
1	2.694	Int Std	100.0000	250.0000	1.0000	100.0000	429253.92
2	3.445	% TCMX	92.4382	231.0956	1.0000	92.4382	658094.16
4	3.837	Hexachlorobenzene	65.4950	163.7376	1.0000	65.4950	696495.74
5	4.008	a-BHC	71.9859	179.9648	1.0000	71.9859	718468.47
6	4.323	g-BHC	68.4368	171.0920	1.0000	68.4368	642956.83
7	4.409	b-BHC	65.7512	164.3779	1.0000	65.7512	235857.97
8	4.585	d-BHC	71.4222	178.5555	1.0000	71.4222	586580.73
9	4.783	Heptachlor	69.0206	172.5515	1.0000	69.0206	690418.88
10	5.074	Aldrin	70.2191	175.5476	1.0000	70.2191	650518.20
13	5.687	Heptachlor epoxide	69.4962	173.7406	1.0000	69.4962	596627.40
14	5.820	g-Chlordane	69.2128	173.0321	1.0000	69.2128	595167.94
15	5.960	a-Chlordane	69.3864	173.4659	1.0000	69.3864	577249.80
16	6.038	4,4'-DDE	71.9663	179.9157	1.0000	71.9663	537582.67
17	6.114	Endosulfan I	71.2589	178.1473	1.0000	71.2589	560939.34
18	6.378	Dieldrin	72.7760	181.9399	1.0000	72.7760	597207.38
20	6.649	Endrin	74.9675	187.4187	1.0000	74.9675	534901.22
21	6.716	4,4'-DDD	75.1233	187.8082	1.0000	75.1233	423713.55
22	6.924	Endosulfan II	72.3617	180.9043	1.0000	72.3617	479776.62
23	7.054	4,4'-DDT	76.4401	191.1001	1.0000	76.4401	482029.71
26	7.425	Endrin aldehyde	70.0374	175.0934	1.0000	70.0374	340022.38
27	7.643	Methoxychlor	68.3244	170.8111	1.0000	68.3244	253168.19
28	7.813	Mirex	68.1220	170.3051	1.0000	68.1220	408191.82
29	7.927	Endosulfan sulfate	75.6399	189.0998	1.0000	75.6399	371230.98
31	8.247	Endrin Ketone	71.5595	178.8988	1.0000	71.5595	496383.11
32	9.293	% DCBP	95.0642	237.6606	1.0000	95.0642	503006.43
				4616.2642	25.0000	1846.5057	13065843.41

Client Id: Initial Calibration

Software Version: 4.1<1L22>
Date: 11/18/2019 08:57 AM
Sample Name : mix 5;51h
Data File : E:\TC2019\ECD35\11-NOV\N15B011.RAW Date: 11/15/2019 12:39 PM
Sequence File: E:\TC2019\ECD35\11-NOV\PEST.SEQ Cycle: 518 Channel : B
Instrument : AUTO_ECD35 Rack/Vial: 0/7 Operator:
Sample Amount : 1.0000 Dilution Factor : 1.00

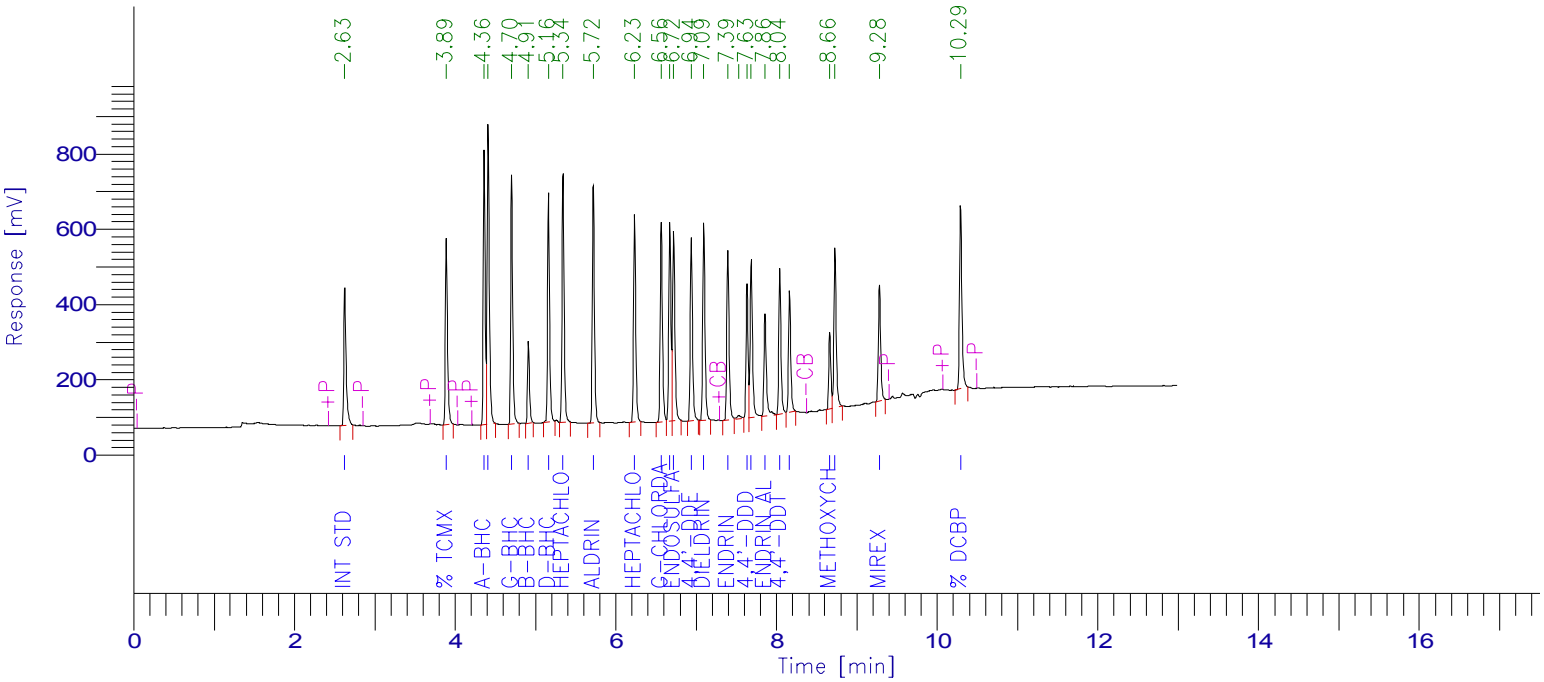

PESTICIDE REPORT

Peak #	Time [min]	Component Name	Raw Amount	Surrogate Recovery TCMX & DCBP	Multiplier	Adjusted Amount for Labowrks	Area [µV·s]
1	2.627	Int Std	100.0000	250.0000	1.0000	100.0000	731510.92
2	3.890	% TCMX	92.0879	230.2196	1.0000	92.0879	928491.93
3	4.361	a-BHC	79.9336	199.8341	1.0000	79.9336	1243574.00
4	4.411	Hexachlorobenzene	66.7486	166.8715	1.0000	66.7486	1467691.49
5	4.704	g-BHC	77.6735	194.1837	1.0000	77.6735	1141303.73
6	4.912	b-BHC	69.7220	174.3051	1.0000	69.7220	372504.32
7	5.163	d-BHC	71.8693	179.6732	1.0000	71.8693	1051809.09
8	5.342	Heptachlor	73.7066	184.2665	1.0000	73.7066	1209606.17
9	5.720	Aldrin	74.0191	185.0479	1.0000	74.0191	1171116.84
10	6.234	Heptachlor epoxide	71.7958	179.4895	1.0000	71.7958	1048137.78
11	6.564	g-Chlordane	72.3685	180.9213	1.0000	72.3685	1042032.50
12	6.672	a-Chlordane	74.9657	187.4142	1.0000	74.9657	1034743.58
13	6.720	Endosulfan I	72.5938	181.4846	1.0000	72.5938	994347.30
14	6.940	4,4'-DDE	75.0080	187.5200	1.0000	75.0080	952230.08
15	7.094	Dieldrin	75.8191	189.5476	1.0000	75.8191	1035557.83
16	7.394	Endrin	73.3176	183.2939	1.0000	73.3176	911849.84
18	7.632	4,4'-DDD	72.3351	180.8377	1.0000	72.3351	641478.07
19	7.684	Endosulfan II	71.3588	178.3969	1.0000	71.3588	860395.57
20	7.856	Endrin aldehyde	67.0861	167.7153	1.0000	67.0861	573994.04
21	8.041	4,4'-DDT	70.5193	176.2983	1.0000	70.5193	733803.03
22	8.160	Endosulfan sulfate	68.8469	172.1172	1.0000	68.8469	627954.83
23	8.663	Methoxychlor	69.3057	173.2643	1.0000	69.3057	374613.15
24	8.725	Endrin Ketone	73.1397	182.8492	1.0000	73.1397	847454.47
25	9.279	Mirex	67.4024	168.5061	1.0000	67.4024	605655.13
26	10.290	% DCBP	90.4382	226.0954	1.0000	90.4382	1033153.65
				4680.1531	25.0000	1872.0612	22635009.36

Client Id: Initial Calibration

Software Version: 4.1<1L22>
Date: 11/18/2019 08:54 AM
Sample Name : mix 4;50h
Data File : E:\TC2019\ECD35\11-NOV\N15A012.RAW Date: 11/15/2019 12:57 PM
Sequence File: E:\TC2019\ECD35\11-NOV\PEST.SEQ Cycle: 519 Channel : A
Instrument : AUTO_ECD35 Rack/Vial: 0/8 Operator:
Sample Amount : 1.0000 Dilution Factor : 1.00

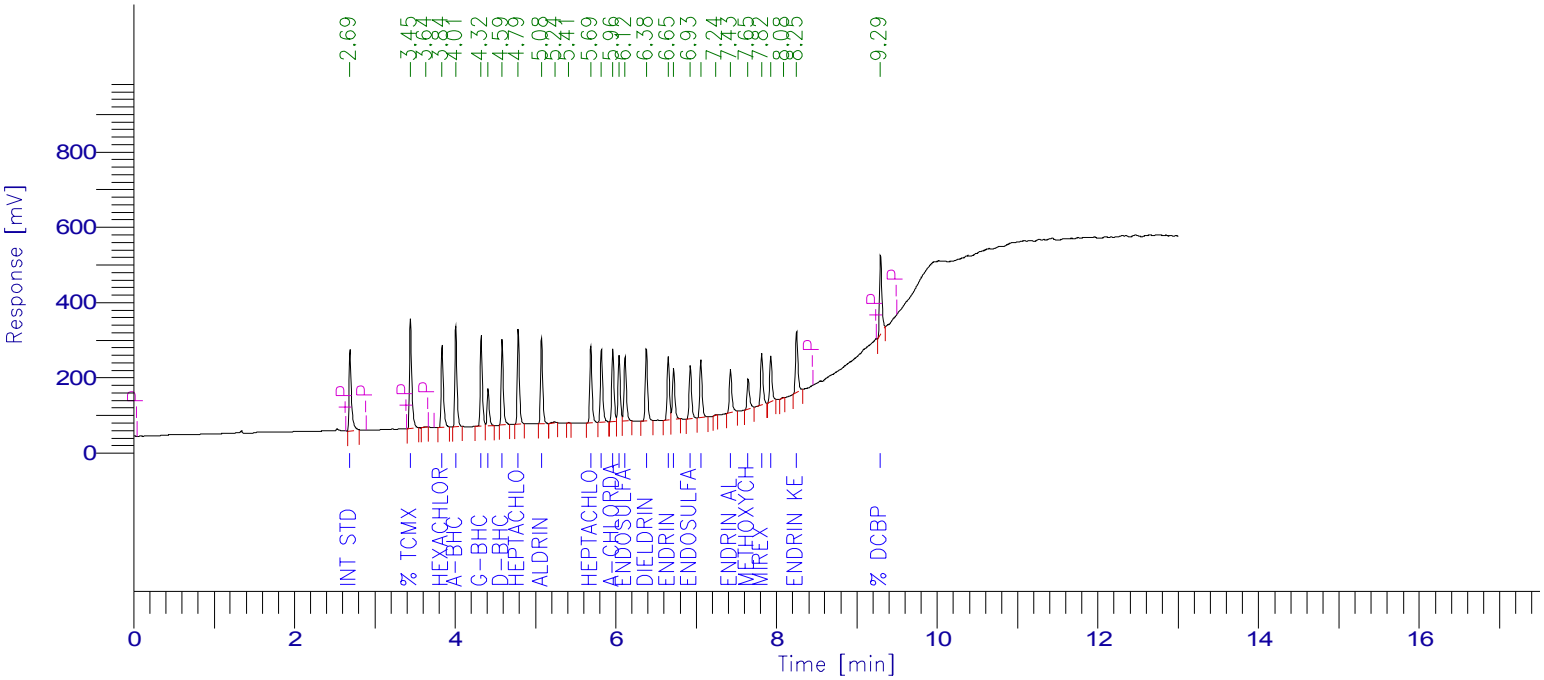

PESTICIDE REPORT

Peak #	Time [min]	Component Name	Raw Amount	Surrogate Recovery TCMX & DCBP	Multiplier	Adjusted Amount for Labowrks	Area [µV·s]
1	2.693	Int Std	100.0000	250.0000	1.0000	100.0000	440982.66
2	3.445	% TCMX	78.5921	196.4802	1.0000	78.5921	574807.41
4	3.838	Hexachlorobenzene	39.2538	98.1346	1.0000	39.2538	428844.20
5	4.009	a-BHC	47.6545	119.1363	1.0000	47.6545	488620.12
6	4.324	g-BHC	45.9555	114.8887	1.0000	45.9555	443543.89
7	4.410	b-BHC	49.1681	122.9202	1.0000	49.1681	181191.35
8	4.586	d-BHC	49.0164	122.5411	1.0000	49.0164	413564.74
9	4.785	Heptachlor	45.0332	112.5829	1.0000	45.0332	462778.97
10	5.076	Aldrin	45.1345	112.8362	1.0000	45.1345	429556.45
13	5.689	Heptachlor epoxide	45.6241	114.0602	1.0000	45.6241	402386.46
14	5.822	g-Chlordane	45.6693	114.1733	1.0000	45.6693	403445.12
15	5.962	a-Chlordane	44.9982	112.4956	1.0000	44.9982	384585.04
16	6.040	4,4'-DDE	45.1505	112.8763	1.0000	45.1505	346486.32
17	6.116	Endosulfan I	44.5563	111.3908	1.0000	44.5563	360323.91
18	6.381	Dieldrin	46.4852	116.2130	1.0000	46.4852	391885.45
19	6.652	Endrin	47.1509	117.8772	1.0000	47.1509	345618.98
20	6.719	4,4'-DDD	49.1861	122.9654	1.0000	49.1861	285001.87
21	6.928	Endosulfan II	43.5801	108.9503	1.0000	43.5801	296842.31
22	7.057	4,4'-DDT	48.8585	122.1462	1.0000	48.8585	316519.21
24	7.428	Endrin aldehyde	49.8758	124.6895	1.0000	49.8758	248756.62
25	7.645	Methoxychlor	45.8837	114.7093	1.0000	45.8837	174662.16
26	7.815	Mirex	46.7556	116.8890	1.0000	46.7556	287817.75
27	7.928	Endosulfan sulfate	48.8298	122.0744	1.0000	48.8298	246198.35
29	8.249	Endrin Ketone	48.1741	120.4353	1.0000	48.1741	343297.38
30	9.293	% DCBP	79.2231	198.0578	1.0000	79.2231	430641.24
				3199.5234	25.0000	1279.8094	9128357.96

Client Id: Initial Calibration

Software Version: 4.1<1L22>
Date: 11/18/2019 08:57 AM
Sample Name : mix 4;50h
Data File : E:\TC2019\ECD35\11-NOV\N15B012.RAW Date: 11/15/2019 12:57 PM
Sequence File: E:\TC2019\ECD35\11-NOV\PEST.SEQ Cycle: 519 Channel : B
Instrument : AUTO_ECD35 Rack/Vial: 0/8 Operator:
Sample Amount : 1.0000 Dilution Factor : 1.00

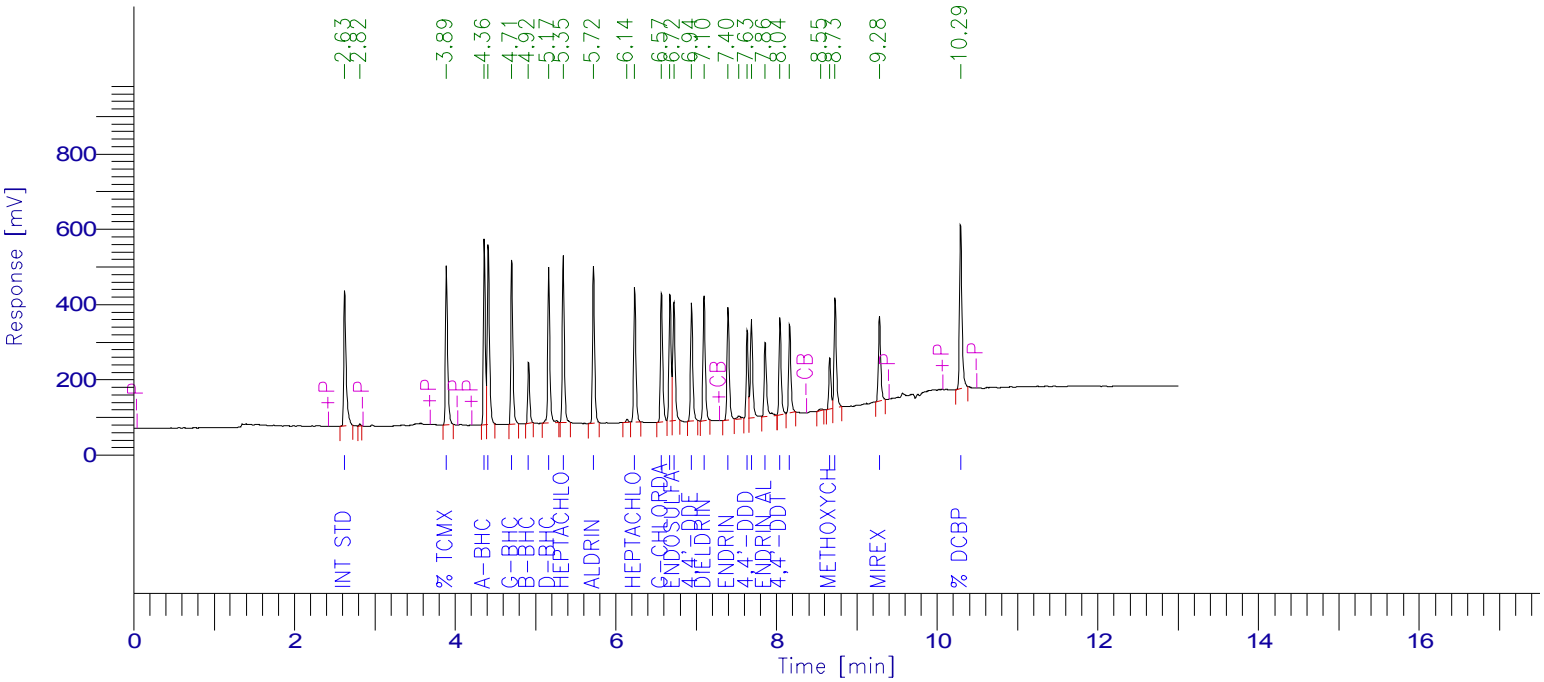

PESTICIDE REPORT

Peak #	Time [min]	Component Name	Raw Amount	Surrogate Recovery TCMX & DCBP	Multiplier	Adjusted Amount for Labowrks	Area [µV·s]
1	2.626	Int Std	100.0000	250.0000	1.0000	100.0000	737987.49
3	3.892	% TCMX	79.2408	198.1020	1.0000	79.2408	806033.18
4	4.363	a-BHC	51.7871	129.4678	1.0000	51.7871	812815.88
5	4.413	Hexachlorobenzene	41.2205	103.0512	1.0000	41.2205	914395.27
6	4.706	g-BHC	52.1425	130.3562	1.0000	52.1425	772944.33
7	4.915	b-BHC	52.6026	131.5066	1.0000	52.6026	283528.67
8	5.166	d-BHC	51.4555	128.6388	1.0000	51.4555	759720.45
9	5.345	Heptachlor	47.8620	119.6550	1.0000	47.8620	792422.28
10	5.723	Aldrin	47.5337	118.8343	1.0000	47.5337	758728.09
12	6.236	Heptachlor epoxide	46.3329	115.8323	1.0000	46.3329	682397.29
13	6.568	g-Chlordane	46.9797	117.4494	1.0000	46.9797	682449.52
14	6.674	a-Chlordane	46.8372	117.0930	1.0000	46.8372	652212.64
15	6.723	Endosulfan I	46.9273	117.3183	1.0000	46.9273	648473.59
16	6.944	4,4'-DDE	47.4981	118.7452	1.0000	47.4981	608329.08
17	7.097	Dieldrin	48.4595	121.1487	1.0000	48.4595	667733.35
18	7.397	Endrin	47.1147	117.7868	1.0000	47.1147	591153.00
20	7.634	4,4'-DDD	46.3028	115.7571	1.0000	46.3028	414255.86
21	7.687	Endosulfan II	44.5012	111.2530	1.0000	44.5012	541315.72
22	7.858	Endrin aldehyde	49.1077	122.7693	1.0000	49.1077	423889.68
23	8.044	4,4'-DDT	45.6243	114.0607	1.0000	45.6243	478956.06
24	8.162	Endosulfan sulfate	48.8938	122.2345	1.0000	48.8938	449910.42
26	8.664	Methoxychlor	47.5300	118.8250	1.0000	47.5300	259184.99
27	8.727	Endrin Ketone	49.6471	124.1177	1.0000	49.6471	580343.66
28	9.279	Mirex	48.1863	120.4658	1.0000	48.1863	436819.44
29	10.290	% DCBP	80.8552	202.1380	1.0000	80.8552	931856.91
				3286.6068	25.0000	1314.6427	15687856.84

Client Id: Initial Calibration

Software Version: 4.1<1L22>
Date: 11/18/2019 08:54 AM
Sample Name : mix 3;51j
Data File : E:\TC2019\ECD35\11-NOV\N15A013.RAW Date: 11/15/2019 01:15 PM
Sequence File: E:\TC2019\ECD35\11-NOV\PEST.SEQ Cycle: 520 Channel : A
Instrument : AUTO_ECD35 Rack/Vial: 0/9 Operator:
Sample Amount : 1.0000 Dilution Factor : 1.00

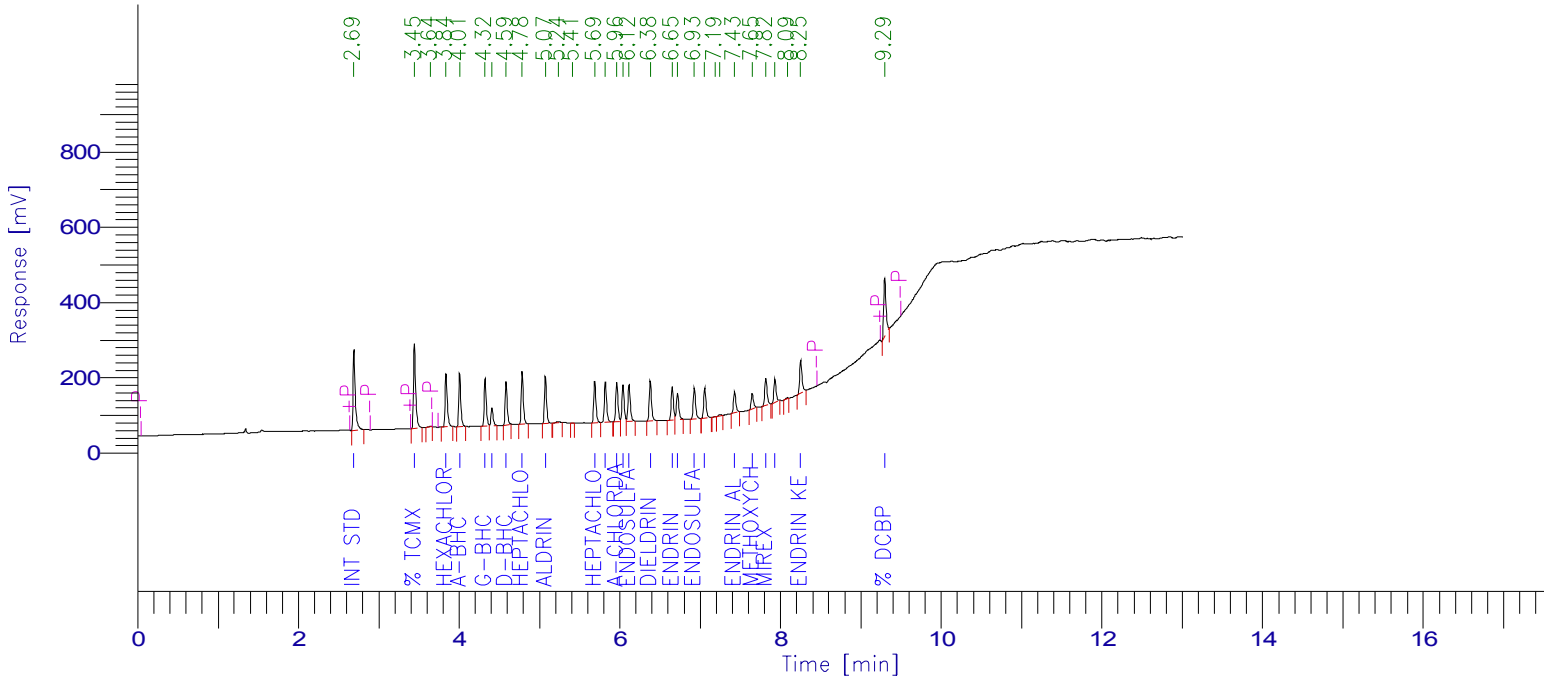

PESTICIDE REPORT

Peak #	Time [min]	Component Name	Raw Amount	Surrogate Recovery TCMX & DCBP	Multiplier	Adjusted Amount for Labowrks	Area [µV·s]
1	2.692	Int Std	100.0000	250.0000	1.0000	100.0000	423074.49
2	3.445	% TCMX	60.6623	151.6558	1.0000	60.6623	425655.31
4	3.837	Hexachlorobenzene	25.7901	64.4752	1.0000	25.7901	270311.79
5	4.008	a-BHC	25.7088	64.2721	1.0000	25.7088	252897.64
6	4.324	g-BHC	24.8533	62.1333	1.0000	24.8533	230133.17
7	4.409	b-BHC	24.6514	61.6286	1.0000	24.6514	87154.96
8	4.585	d-BHC	25.0898	62.7244	1.0000	25.0898	203092.33
9	4.784	Heptachlor	25.2615	63.1536	1.0000	25.2615	249054.77
10	5.074	Aldrin	25.3026	63.2565	1.0000	25.3026	231031.98
13	5.688	Heptachlor epoxide	25.5705	63.9262	1.0000	25.5705	216363.20
14	5.821	g-Chlordane	25.6442	64.1106	1.0000	25.6442	217342.64
15	5.961	a-Chlordane	25.6279	64.0698	1.0000	25.6279	210138.55
16	6.039	4,4'-DDE	25.4065	63.5163	1.0000	25.4065	187052.77
17	6.115	Endosulfan I	25.6385	64.0962	1.0000	25.6385	198916.89
18	6.380	Dieldrin	25.9115	64.7787	1.0000	25.9115	209571.48
19	6.652	Endrin	25.0651	62.6627	1.0000	25.0651	176267.43
20	6.718	4,4'-DDD	26.2294	65.5736	1.0000	26.2294	145810.68
21	6.928	Endosulfan II	25.8411	64.6029	1.0000	25.8411	168866.86
22	7.056	4,4'-DDT	26.5148	66.2870	1.0000	26.5148	164794.86
25	7.429	Endrin aldehyde	24.1327	60.3316	1.0000	24.1327	115474.33
26	7.646	Methoxychlor	23.1842	57.9604	1.0000	23.1842	84669.54
27	7.816	Mirex	25.7713	64.4282	1.0000	25.7713	152200.18
28	7.930	Endosulfan sulfate	25.3054	63.2635	1.0000	25.3054	122407.86
30	8.250	Endrin Ketone	26.2655	65.6637	1.0000	26.2655	179571.54
31	9.294	% DCBP	61.7471	154.3678	1.0000	61.7471	322014.68
				1952.9387	25.0000	781.1755	5243869.94

Client Id: Initial Calibration

Software Version: 4.1<1L22>
Date: 11/18/2019 08:57 AM
Sample Name : mix 3;51j
Data File : E:\TC2019\ECD35\11-NOV\N15B013.RAW Date: 11/15/2019 01:15 PM
Sequence File: E:\TC2019\ECD35\11-NOV\PEST.SEQ Cycle: 520 Channel : B
Instrument : AUTO_ECD35 Rack/Vial: 0/9 Operator:
Sample Amount : 1.0000 Dilution Factor : 1.00

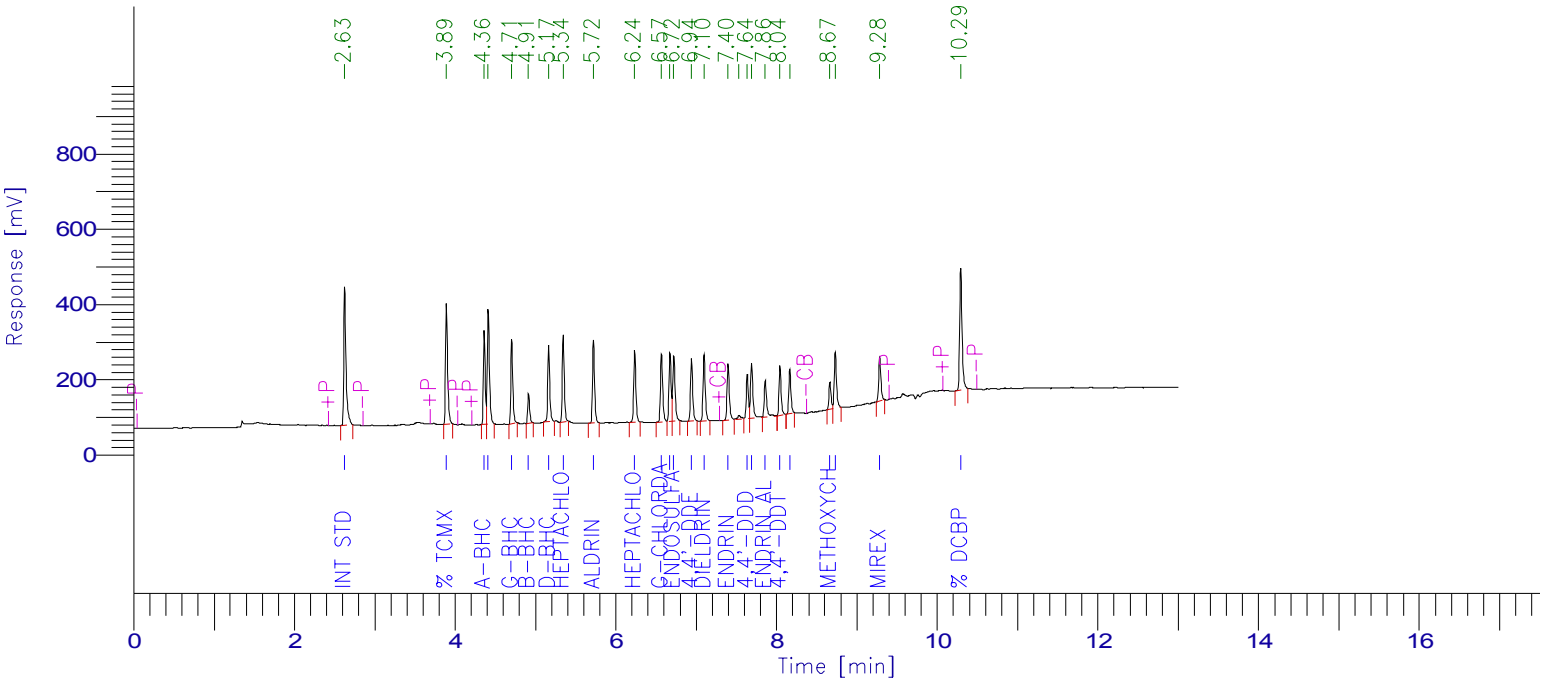

PESTICIDE REPORT

Peak #	Time [min]	Component Name	Raw Amount	Surrogate Recovery TCMX & DCBP	Multiplier	Adjusted Amount for Labowrks	Area [µV·s]
1	2.626	Int Std	100.0000	250.0000	1.0000	100.0000	706734.41
2	3.892	% TCMX	61.2081	153.0202	1.0000	61.2081	596238.32
3	4.362	a-BHC	26.7292	66.8230	1.0000	26.7292	401756.91
4	4.412	Hexachlorobenzene	26.7823	66.9558	1.0000	26.7823	568952.73
5	4.706	g-BHC	26.5596	66.3990	1.0000	26.5596	377038.41
6	4.914	b-BHC	25.8297	64.5742	1.0000	25.8297	133326.20
7	5.165	d-BHC	25.3305	63.3262	1.0000	25.3305	358156.52
8	5.344	Heptachlor	25.2421	63.1053	1.0000	25.2421	400220.28
9	5.723	Aldrin	25.8990	64.7476	1.0000	25.8990	395890.65
10	6.236	Heptachlor epoxide	25.5372	63.8429	1.0000	25.5372	360186.40
11	6.568	g-Chlordane	25.5473	63.8682	1.0000	25.5473	355395.52
12	6.674	a-Chlordane	25.7516	64.3790	1.0000	25.7516	343407.57
13	6.722	Endosulfan I	26.2553	65.6382	1.0000	26.2553	347448.24
14	6.943	4,4'-DDE	25.8464	64.6161	1.0000	25.8464	317008.04
15	7.097	Dieldrin	25.9141	64.7853	1.0000	25.9141	341954.04
16	7.398	Endrin	24.8824	62.2061	1.0000	24.8824	298980.87
18	7.635	4,4'-DDD	25.5833	63.9583	1.0000	25.5833	219192.38
19	7.688	Endosulfan II	25.9058	64.7645	1.0000	25.9058	301775.13
20	7.860	Endrin aldehyde	25.1781	62.9452	1.0000	25.1781	208128.98
21	8.043	4,4'-DDT	24.0464	60.1159	1.0000	24.0464	241744.25
22	8.164	Endosulfan sulfate	24.8226	62.0566	1.0000	24.8226	218739.79
23	8.665	Methoxychlor	25.4868	63.7171	1.0000	25.4868	133096.17
24	8.729	Endrin Ketone	26.2856	65.7140	1.0000	26.2856	294250.04
25	9.282	Mirex	25.9298	64.8245	1.0000	25.9298	225104.73
26	10.292	% DCBP	61.6552	154.1380	1.0000	61.6552	680484.64
				1970.5212	25.0000	788.2085	8825211.23

Client Id: Initial Calibration

Software Version: 4.1<1L22>
Date: 11/18/2019 08:59 AM
Sample Name : mix 2;51k
Data File : E:\TC2019\ECD35\11-NOV\N15A014.RAW Date: 11/15/2019 01:33 PM
Sequence File: E:\TC2019\ECD35\11-NOV\PEST.SEQ Cycle: 521 Channel : A
Instrument : AUTO_ECD35 Rack/Vial: 0/10 Operator:
Sample Amount : 1.0000 Dilution Factor : 1.00

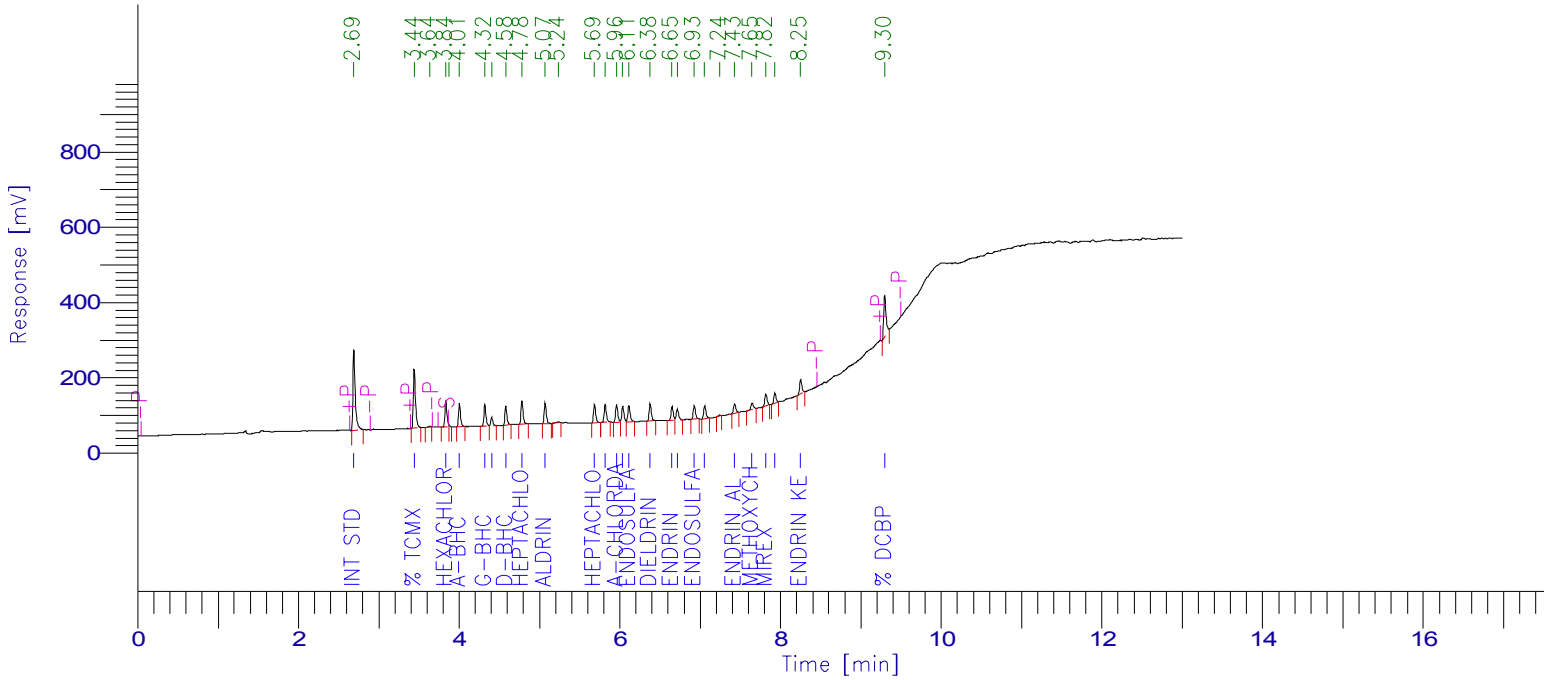

PESTICIDE REPORT

Peak #	Time [min]	Component Name	Raw Amount	Surrogate Recovery TCMX & DCBP	Multiplier	Adjusted Amount for Labowrks	Area [µV·s]
1	2.691	Int Std	100.0000	250.0000	1.0000	100.0000	434454.93
2	3.442	% TCMX	41.6261	104.0651	1.0000	41.6261	299938.42
4	3.835	Hexachlorobenzene	11.5486	28.8716	1.0000	11.5486	122499.28
6	4.005	a-BHC	10.5234	26.3084	1.0000	10.5234	106302.86
7	4.320	g-BHC	10.4717	26.1792	1.0000	10.4717	99572.42
8	4.406	b-BHC	10.5254	26.3135	1.0000	10.5254	38213.38
9	4.582	d-BHC	10.5074	26.2685	1.0000	10.5074	87341.40
10	4.781	Heptachlor	10.9923	27.4807	1.0000	10.9923	111288.97
11	5.071	Aldrin	10.6044	26.5110	1.0000	10.6044	99430.64
13	5.686	Heptachlor epoxide	10.8011	27.0027	1.0000	10.8011	93851.31
14	5.819	g-Chlordane	10.5020	26.2549	1.0000	10.5020	91401.56
15	5.959	a-Chlordane	10.7930	26.9824	1.0000	10.7930	90878.52
16	6.037	4,4'-DDE	10.4751	26.1878	1.0000	10.4751	79196.58
17	6.113	Endosulfan I	10.6424	26.6061	1.0000	10.6424	84790.59
18	6.379	Dieldrin	10.4842	26.2106	1.0000	10.4842	87077.11
19	6.650	Endrin	9.9848	24.9621	1.0000	9.9848	72106.05
20	6.716	4,4'-DDD	10.3936	25.9839	1.0000	10.3936	59332.58
21	6.928	Endosulfan II	10.6165	26.5413	1.0000	10.6165	71243.07
22	7.056	4,4'-DDT	10.4631	26.1577	1.0000	10.4631	66779.54
24	7.429	Endrin aldehyde	10.4900	26.2250	1.0000	10.4900	51544.67
25	7.645	Methoxychlor	9.6434	24.1085	1.0000	9.6434	36165.48
26	7.818	Mirex	10.8534	27.1336	1.0000	10.8534	65822.42
27	7.930	Endosulfan sulfate	9.9651	24.9128	1.0000	9.9651	49500.17
28	8.250	Endrin Ketone	10.5746	26.4365	1.0000	10.5746	74240.92
29	9.295	% DCBP	41.5537	103.8843	1.0000	41.5537	222534.24
				1037.5882	25.0000	415.0353	2695507.10

Client Id: Initial Calibration

Software Version: 4.1<1L22>
Date: 11/18/2019 08:57 AM
Sample Name : mix 2;51k
Data File : E:\TC2019\ECD35\11-NOV\N15B014.RAW Date: 11/15/2019 01:33 PM
Sequence File: E:\TC2019\ECD35\11-NOV\PEST.SEQ Cycle: 521 Channel : B
Instrument : AUTO_ECD35 Rack/Vial: 0/10 Operator:
Sample Amount : 1.0000 Dilution Factor : 1.00

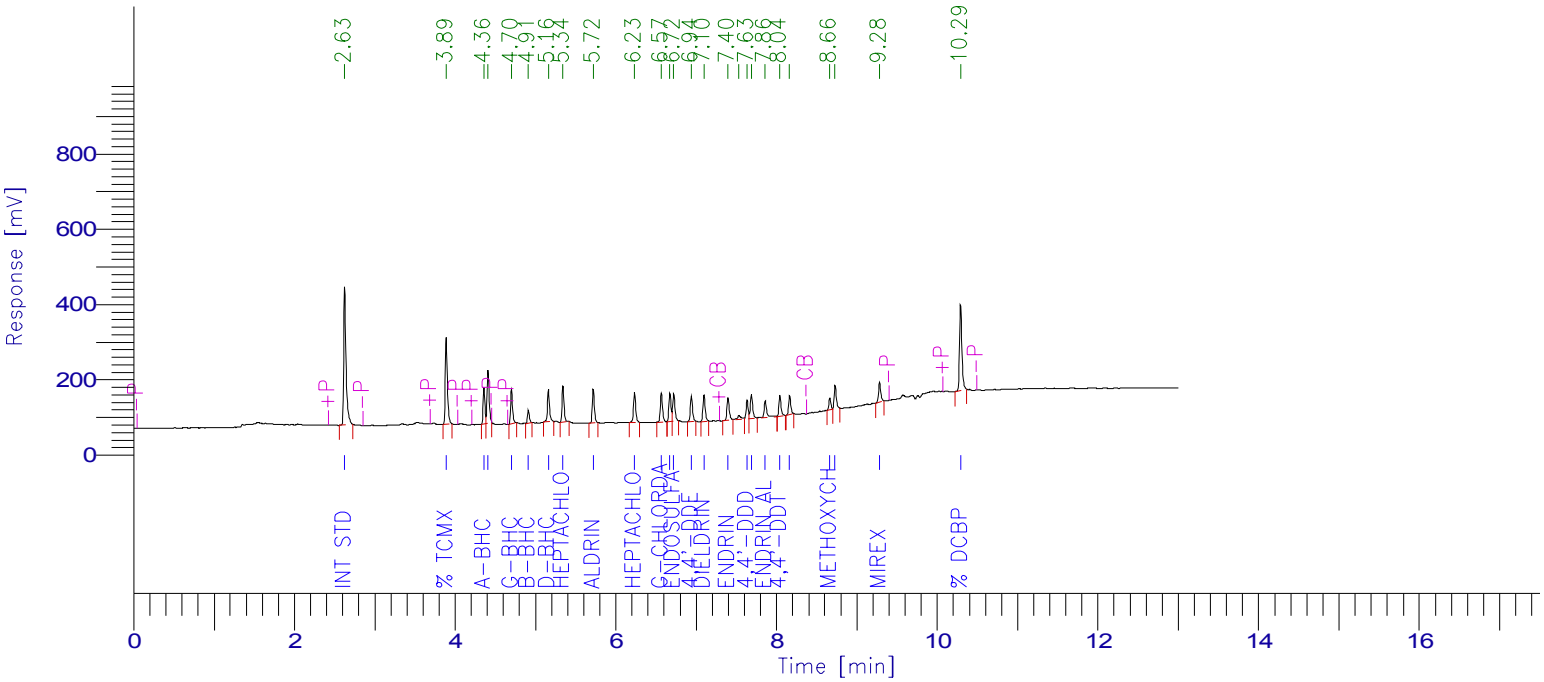

PESTICIDE REPORT

Peak #	Time [min]	Component Name	Raw Amount	Surrogate Recovery TCMX & DCBP	Multiplier	Adjusted Amount for Labowrks	Area [µV·s]
1	2.625	Int Std	100.0000	250.0000	1.0000	100.0000	733916.72
2	3.889	% TCMX	41.5336	103.8341	1.0000	41.5336	420147.37
3	4.359	a-BHC	9.8076	24.5191	1.0000	9.8076	153084.98
4	4.410	Hexachlorobenzene	11.3292	28.3230	1.0000	11.3292	249929.39
5	4.703	g-BHC	10.2721	25.6803	1.0000	10.2721	151431.09
6	4.911	b-BHC	10.5845	26.4612	1.0000	10.5845	56735.84
7	5.162	d-BHC	10.3322	25.8306	1.0000	10.3322	151709.88
8	5.341	Heptachlor	10.2736	25.6840	1.0000	10.2736	169155.39
9	5.720	Aldrin	10.1214	25.3035	1.0000	10.1214	160665.40
10	6.234	Heptachlor epoxide	10.4771	26.1927	1.0000	10.4771	153456.47
11	6.566	g-Chlordane	10.3286	25.8214	1.0000	10.3286	149209.80
12	6.673	a-Chlordane	10.4683	26.1707	1.0000	10.4683	144967.51
13	6.721	Endosulfan I	10.2081	25.5203	1.0000	10.2081	140284.84
14	6.941	4,4'-DDE	10.1016	25.2541	1.0000	10.1016	128662.55
15	7.096	Dieldrin	10.0894	25.2236	1.0000	10.0894	138257.67
16	7.396	Endrin	10.0136	25.0340	1.0000	10.0136	124948.83
18	7.633	4,4'-DDD	9.8990	24.7474	1.0000	9.8990	88074.22
19	7.687	Endosulfan II	10.6744	26.6860	1.0000	10.6744	129128.02
20	7.859	Endrin aldehyde	11.7900	29.4749	1.0000	11.7900	101207.62
21	8.042	4,4'-DDT	9.7076	24.2689	1.0000	9.7076	101346.28
22	8.162	Endosulfan sulfate	10.2932	25.7330	1.0000	10.2932	94193.40
23	8.664	Methoxychlor	10.4347	26.0868	1.0000	10.4347	56587.45
24	8.728	Endrin Ketone	10.1248	25.3120	1.0000	10.1248	117699.71
25	9.281	Mirex	10.8878	27.2194	1.0000	10.8878	98155.52
26	10.290	% DCBP	41.3386	103.3465	1.0000	41.3386	473799.77
				1027.7275	25.0000	411.0910	4486755.69

Client Id: Initial Calibration

Software Version: 4.1<1L22>
Date: 11/18/2019 08:59 AM
Sample Name : mix 1;51l
Data File : E:\TC2019\ECD35\11-NOV\N15A015.RAW Date: 11/15/2019 01:51 PM
Sequence File: E:\TC2019\ECD35\11-NOV\PEST.SEQ Cycle: 522 Channel : A
Instrument : AUTO_ECD35 Rack/Vial: 0/11 Operator:
Sample Amount : 1.0000 Dilution Factor : 1.00

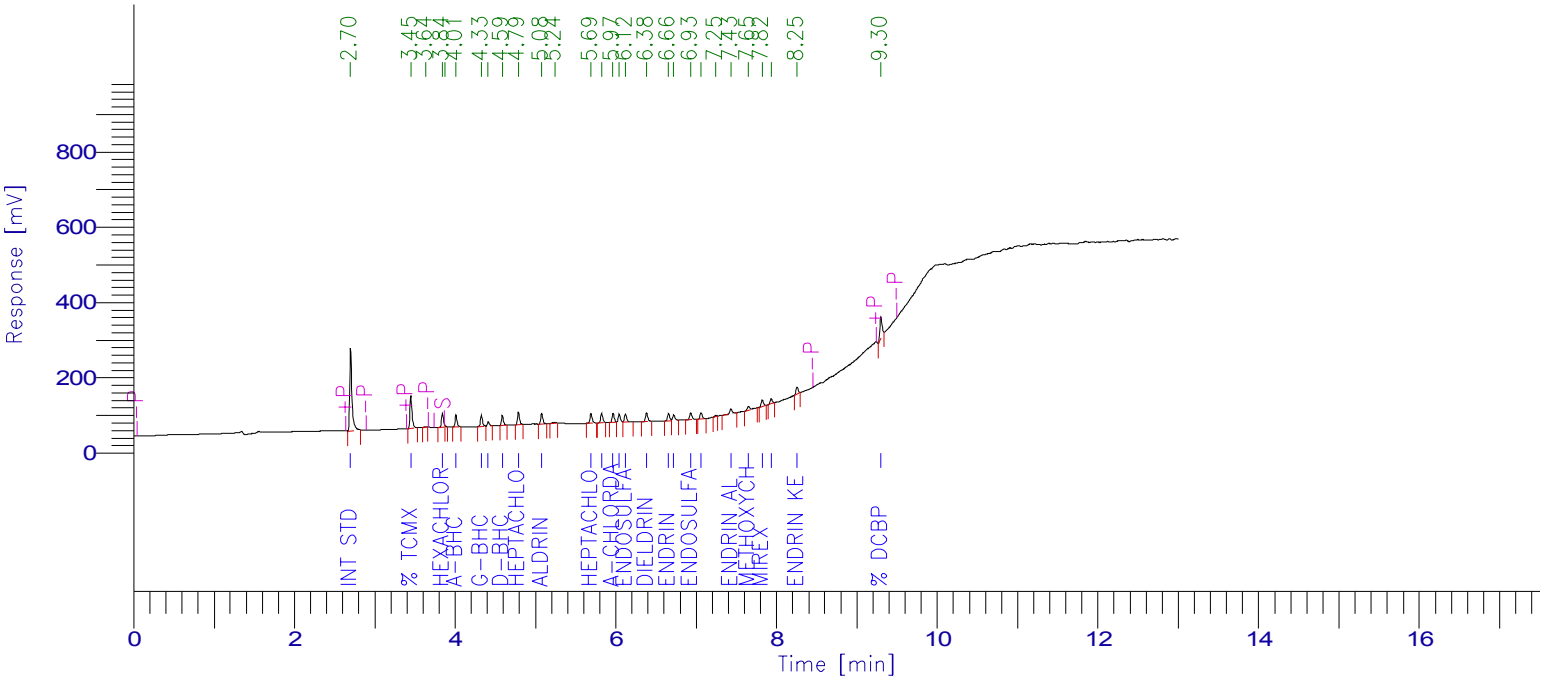

PESTICIDE REPORT

Peak #	Time [min]	Component Name	Raw Amount	Surrogate Recovery TCMX & DCBP	Multiplier	Adjusted Amount for Labowrks	Area [µV·s]
1	2.700	Int Std	100.0000	250.0000	1.0000	100.0000	423568.83
2	3.450	% TCMX	22.8403	57.1007	1.0000	22.8403	160452.97
4	3.842	Hexachlorobenzene	6.3602	15.9004	1.0000	6.3602	65773.50
6	4.012	a-BHC	5.5967	13.9916	1.0000	5.5967	55118.62
7	4.327	g-BHC	5.7334	14.3334	1.0000	5.7334	53150.99
8	4.413	b-BHC	5.6818	14.2046	1.0000	5.6818	20111.54
9	4.589	d-BHC	5.4004	13.5011	1.0000	5.4004	43765.59
10	4.787	Heptachlor	5.8982	14.7456	1.0000	5.8982	58219.09
11	5.078	Aldrin	5.7226	14.3065	1.0000	5.7226	52312.81
13	5.692	Heptachlor epoxide	5.8359	14.5898	1.0000	5.8359	49437.99
14	5.825	g-Chlordane	5.4602	13.6506	1.0000	5.4602	46331.22
15	5.965	a-Chlordane	5.8851	14.7128	1.0000	5.8851	48311.86
16	6.042	4,4'-DDE	5.4817	13.7042	1.0000	5.4817	40405.35
17	6.120	Endosulfan I	5.7823	14.4558	1.0000	5.7823	44914.86
18	6.384	Dieldrin	5.6891	14.2227	1.0000	5.6891	46066.84
19	6.656	Endrin	5.4117	13.5293	1.0000	5.4117	38101.82
20	6.721	4,4'-DDD	5.2101	13.0252	1.0000	5.2101	28996.99
21	6.933	Endosulfan II	5.7123	14.2808	1.0000	5.7123	37372.57
22	7.059	4,4'-DDT	5.6363	14.0908	1.0000	5.6363	35071.83
24	7.433	Endrin aldehyde	5.8206	14.5514	1.0000	5.8206	27883.82
25	7.649	Methoxychlor	6.9567	17.3918	1.0000	6.9567	25435.95
26	7.822	Mirex	5.9073	14.7683	1.0000	5.9073	34928.26
27	7.933	Endosulfan sulfate	5.2813	13.2031	1.0000	5.2813	25576.46
28	8.254	Endrin Ketone	5.2609	13.1521	1.0000	5.2609	36009.36
29	9.297	% DCBP	21.6503	54.1257	1.0000	21.6503	113039.41
				675.5385	25.0000	270.2154	1610358.53

Client Id: Initial Calibration

Software Version: 4.1<1L22>
Date: 11/18/2019 08:57 AM
Sample Name : mix 1;51l
Data File : E:\TC2019\ECD35\11-NOV\N15B015.RAW Date: 11/15/2019 01:51 PM
Sequence File: E:\TC2019\ECD35\11-NOV\PEST.SEQ Cycle: 522 Channel : B
Instrument : AUTO_ECD35 Rack/Vial: 0/11 Operator:
Sample Amount : 1.0000 Dilution Factor : 1.00

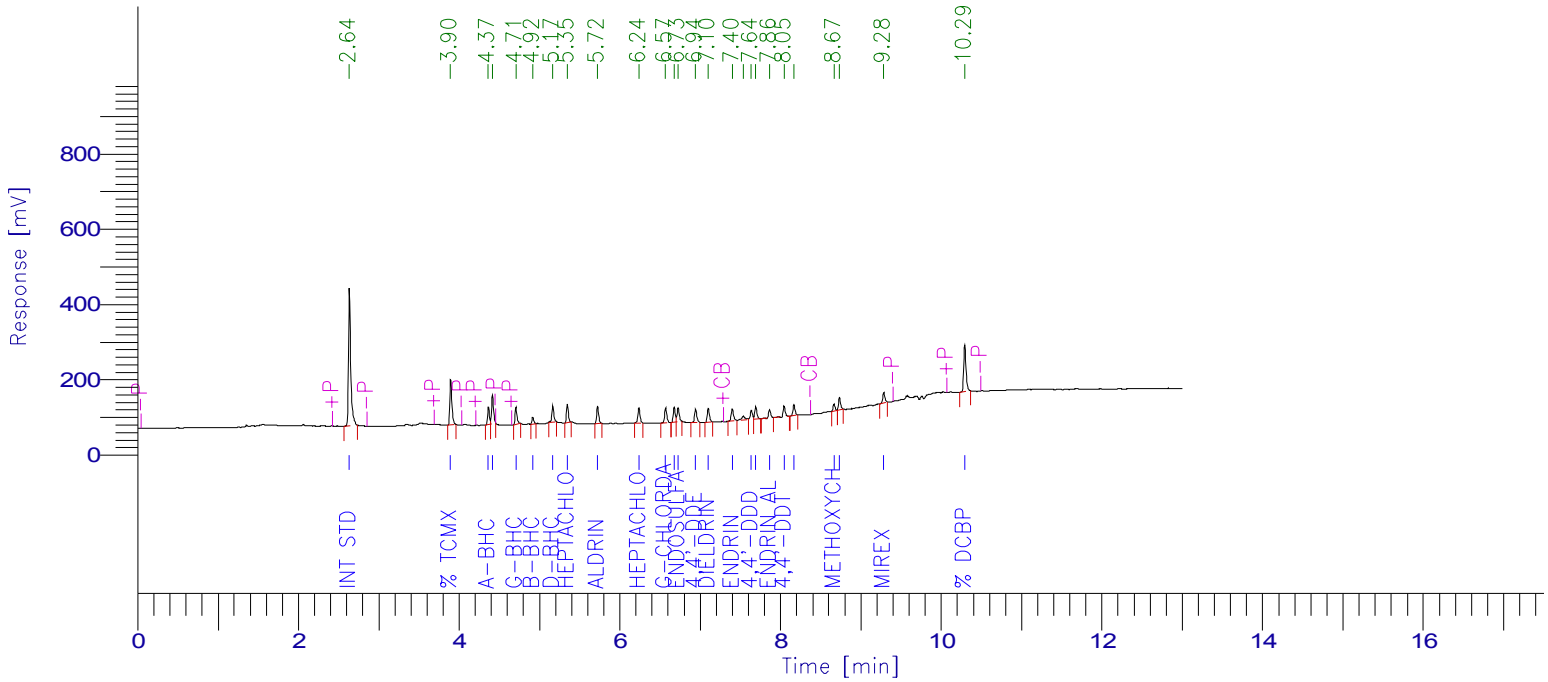

PESTICIDE REPORT

Peak #	Time [min]	Component Name	Raw Amount	Surrogate Recovery TCMX & DCBP	Multiplier	Adjusted Amount for Labowrks	Area [µV·s]
1	2.635	Int Std	100.0000	250.0000	1.0000	100.0000	703439.98
2	3.896	% TCMX	22.6990	56.7474	1.0000	22.6990	220083.74
3	4.365	a-BHC	4.9396	12.3489	1.0000	4.9396	73898.67
4	4.416	Hexachlorobenzene	6.1997	15.4991	1.0000	6.1997	131088.96
5	4.709	g-BHC	5.4112	13.5280	1.0000	5.4112	76458.98
6	4.916	b-BHC	5.5590	13.8975	1.0000	5.5590	28560.45
7	5.167	d-BHC	5.2636	13.1590	1.0000	5.2636	74076.88
8	5.346	Heptachlor	5.3066	13.2664	1.0000	5.3066	83744.61
9	5.724	Aldrin	5.3049	13.2623	1.0000	5.3049	80712.70
10	6.238	Heptachlor epoxide	5.5861	13.9652	1.0000	5.5861	78421.33
11	6.570	g-Chlordane	5.6290	14.0724	1.0000	5.6290	77940.94
12	6.677	a-Chlordane	5.5825	13.9563	1.0000	5.5825	74098.12
13	6.726	Endosulfan I	5.1322	12.8306	1.0000	5.1322	67600.73
14	6.944	4,4'-DDE	5.5036	13.7590	1.0000	5.5036	67187.50
15	7.100	Dieldrin	5.3908	13.4771	1.0000	5.3908	70804.02
16	7.400	Endrin	5.6265	14.0663	1.0000	5.6265	67291.60
18	7.636	4,4'-DDD	5.5108	13.7771	1.0000	5.5108	46995.45
19	7.691	Endosulfan II	5.5926	13.9815	1.0000	5.5926	64844.30
20	7.863	Endrin aldehyde	5.4073	13.5182	1.0000	5.4073	44489.81
21	8.045	4,4'-DDT	5.4630	13.6575	1.0000	5.4630	54664.76
22	8.166	Endosulfan sulfate	5.9888	14.9721	1.0000	5.9888	52528.26
23	8.666	Methoxychlor	5.8537	14.6341	1.0000	5.8537	30426.15
24	8.732	Endrin Ketone	5.1430	12.8575	1.0000	5.1430	57303.97
25	9.283	Mirex	5.7659	14.4149	1.0000	5.7659	49822.66
26	10.292	% DCBP	23.0643	57.6607	1.0000	23.0643	253372.34
				667.3091	25.0000	266.9237	2629856.89

Client Id: Initial Calibration

Software Version: 4.1<1L22>
Date: 11/18/2019 08:54 AM
Sample Name : 1a;50r
Data File : E:\TC2019\ECD35\11-NOV\N15A016.RAW Date: 11/15/2019 02:09 PM
Sequence File: E:\TC2019\ECD35\11-NOV\PEST.SEQ Cycle: 523 Channel : A
Instrument : AUTO_ECD35 Rack/Vial: 0/12 Operator:
Sample Amount : 1.0000 Dilution Factor : 1.00

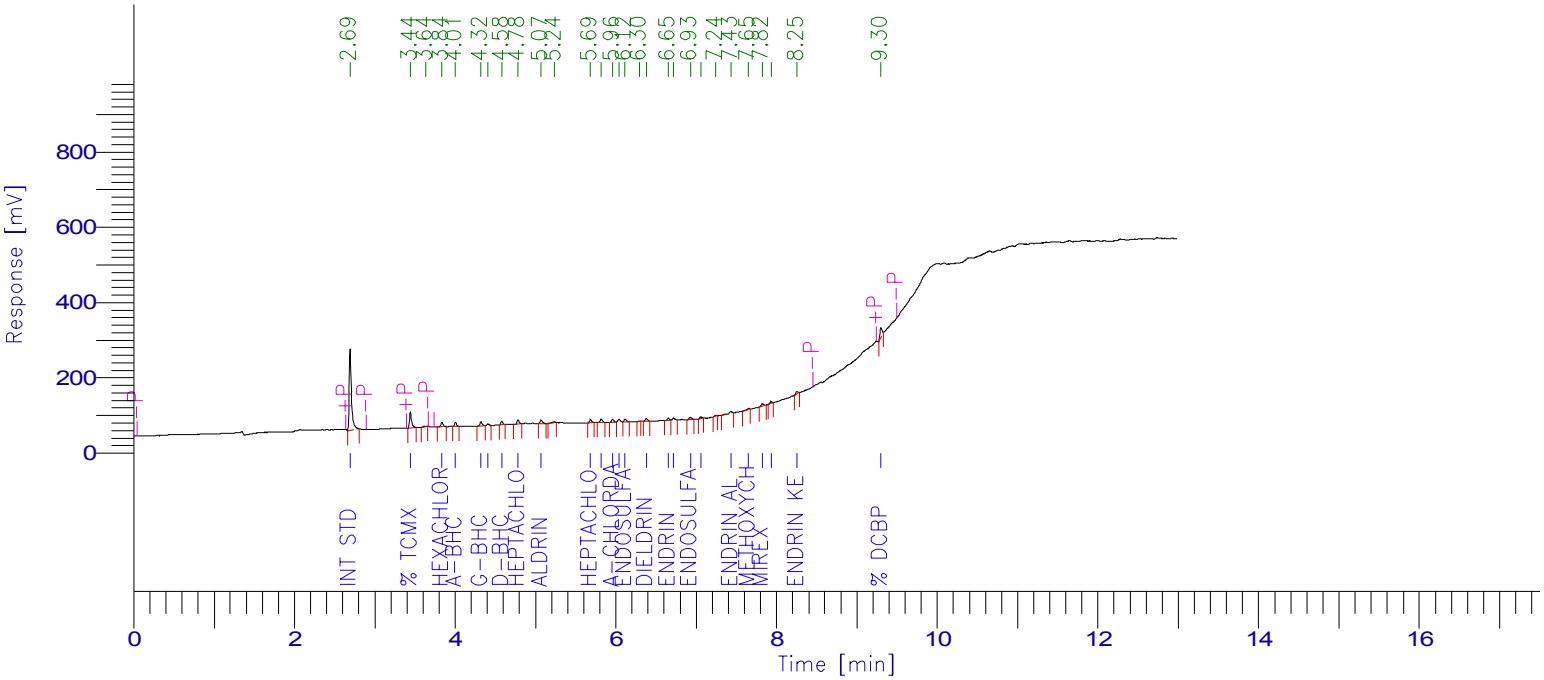

PESTICIDE REPORT

Peak #	Time [min]	Component Name	Raw Amount	Surrogate Recovery TCMX & DCBP	Multiplier	Adjusted Amount for Labowrks	Area [µV·s]
1	2.694	Int Std	100.0000	250.0000	1.0000	100.0000	418856.87
2	3.444	% TCMX	10.8529	27.1323	1.0000	10.8529	75393.52
4	3.836	Hexachlorobenzene	2.1517	5.3792	1.0000	2.1517	22327.63
5	4.005	a-BHC	1.9214	4.8035	1.0000	1.9214	18712.34
6	4.321	g-BHC	2.2051	5.5127	1.0000	2.2051	20214.83
7	4.408	b-BHC	2.2490	5.6225	1.0000	2.2490	7872.12
8	4.583	d-BHC	2.0287	5.0717	1.0000	2.0287	16257.87
9	4.782	Heptachlor	2.0355	5.0887	1.0000	2.0355	19867.82
10	5.072	Aldrin	2.0897	5.2242	1.0000	2.0897	18890.03
12	5.686	Heptachlor epoxide	1.9494	4.8736	1.0000	1.9494	16330.64
13	5.819	g-Chlordane	2.2202	5.5505	1.0000	2.2202	18629.25
14	5.960	a-Chlordane	2.0158	5.0396	1.0000	2.0158	16364.16
15	6.039	4,4'-DDE	2.0965	5.2413	1.0000	2.0965	15281.50
16	6.115	Endosulfan I	1.8762	4.6904	1.0000	1.8762	14411.06
18	6.380	Dieldrin	1.8814	4.7035	1.0000	1.8814	15064.92
19	6.652	Endrin	1.7736	4.4341	1.0000	1.7736	12348.47
20	6.719	4,4'-DDD	1.8538	4.6346	1.0000	1.8538	10202.84
21	6.930	Endosulfan II	1.7664	4.4161	1.0000	1.7664	11428.27
22	7.057	4,4'-DDT	1.5612	3.9031	1.0000	1.5612	9606.58
24	7.432	Endrin aldehyde	2.2083	5.5208	1.0000	2.2083	10461.36
25	7.650	Methoxychlor	2.1408	5.3519	1.0000	2.1408	7740.26
26	7.822	Mirex	2.5781	6.4453	1.0000	2.5781	15074.15
27	7.932	Endosulfan sulfate	2.0121	5.0303	1.0000	2.0121	9636.04
28	8.254	Endrin Ketone	1.8621	4.6552	1.0000	1.8621	12603.68
29	9.298	% DCBP	9.2086	23.0216	1.0000	9.2086	47544.85
				411.3466	25.0000	164.5386	861121.05

Client Id: Initial Calibration

Software Version: 4.1<1L22>
Date: 11/18/2019 08:57 AM
Sample Name : 1a;50r
Data File : E:\TC2019\ECD35\11-NOV\N15B016.RAW Date: 11/15/2019 02:09 PM
Sequence File: E:\TC2019\ECD35\11-NOV\PEST.SEQ Cycle: 523 Channel : B
Instrument : AUTO_ECD35 Rack/Vial: 0/12 Operator:
Sample Amount : 1.0000 Dilution Factor : 1.00

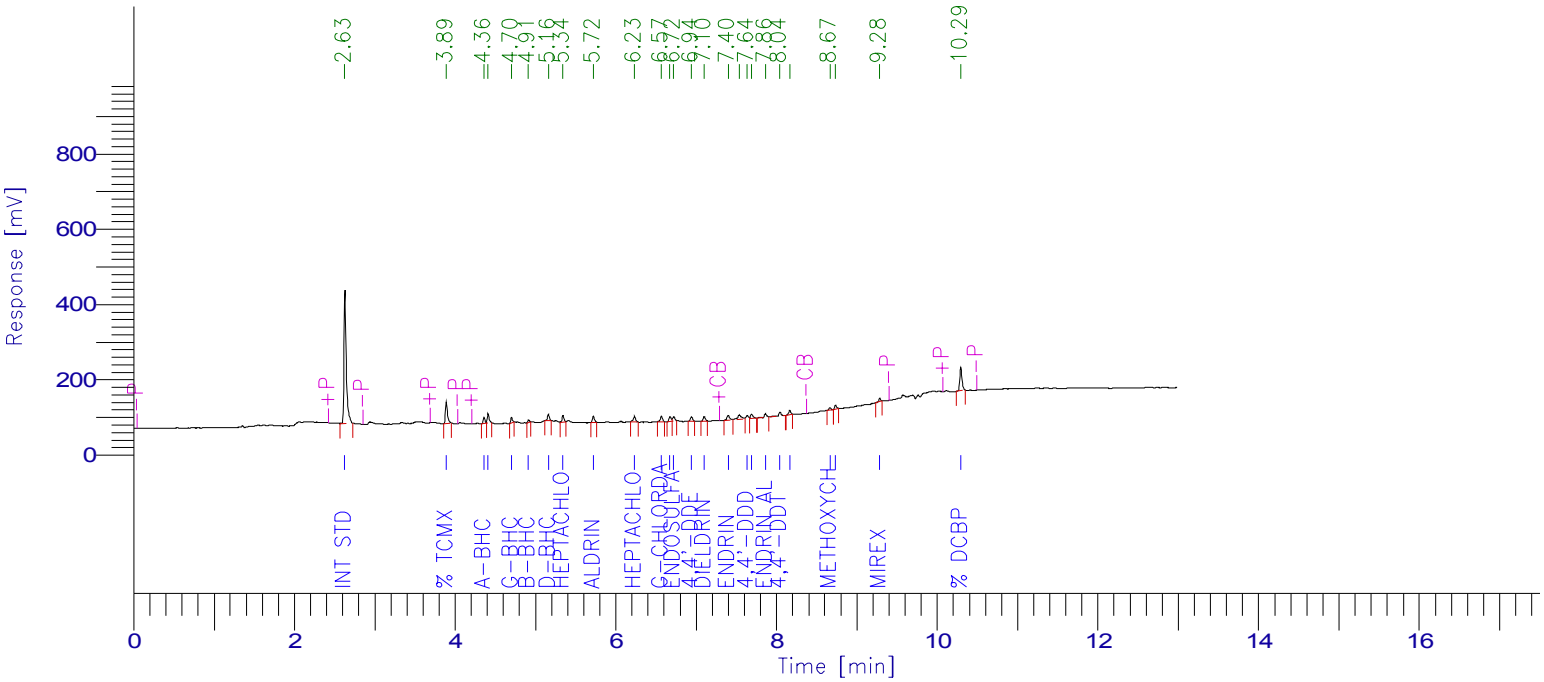

PESTICIDE REPORT

Peak #	Time [min]	Component Name	Raw Amount	Surrogate Recovery TCMX & DCBP	Multiplier	Adjusted Amount for Labowrks	Area [µV·s]
1	2.629	Int Std	100.0000	250.0000	1.0000	100.0000	694030.16
2	3.891	% TCMX	10.7296	26.8241	1.0000	10.7296	102640.44
3	4.360	a-BHC	1.6615	4.1538	1.0000	1.6615	24524.51
4	4.411	Hexachlorobenzene	1.7952	4.4879	1.0000	1.7952	37450.45
5	4.704	g-BHC	1.4801	3.7002	1.0000	1.4801	20633.52
6	4.913	b-BHC	1.8471	4.6177	1.0000	1.8471	9362.67
7	5.162	d-BHC	1.9793	4.9482	1.0000	1.9793	27482.38
8	5.342	Heptachlor	1.7738	4.4345	1.0000	1.7738	27618.23
9	5.721	Aldrin	1.9823	4.9558	1.0000	1.9823	29757.05
10	6.234	Heptachlor epoxide	2.1315	5.3286	1.0000	2.1315	29522.45
11	6.567	g-Chlordane	1.9517	4.8792	1.0000	1.9517	26662.18
12	6.675	a-Chlordane	1.8974	4.7435	1.0000	1.8974	24847.52
13	6.722	Endosulfan I	1.6244	4.0610	1.0000	1.6244	21109.84
14	6.943	4,4'-DDE	1.8528	4.6319	1.0000	1.8528	22315.80
15	7.098	Dieldrin	1.8151	4.5379	1.0000	1.8151	23521.45
16	7.399	Endrin	2.5521	6.3802	1.0000	2.5521	30113.91
18	7.635	4,4'-DDD	2.1535	5.3837	1.0000	2.1535	18118.91
19	7.689	Endosulfan II	2.0957	5.2392	1.0000	2.0957	23973.50
20	7.862	Endrin aldehyde	2.3958	5.9894	1.0000	2.3958	19448.10
21	8.043	4,4'-DDT	2.3814	5.9534	1.0000	2.3814	23510.23
22	8.164	Endosulfan sulfate	2.5004	6.2510	1.0000	2.5004	21637.65
23	8.665	Methoxychlor	2.5910	6.4775	1.0000	2.5910	13287.27
24	8.732	Endrin Ketone	1.8026	4.5064	1.0000	1.8026	19815.67
25	9.283	Mirex	1.7391	4.3477	1.0000	1.7391	14826.12
26	10.293	% DCBP	11.0438	27.6094	1.0000	11.0438	119698.36
				414.4420	25.0000	165.7768	1425908.38

7D-DEG
PESTICIDE DEGRADATION STANDARD

Lab Name: Phoenix Environmental Client: NETC

Lab Code: Phoenix Case No.: SAS No.: SDG No.: GCE61964

GC Col A: CLP ID: 0.32 (mm) Date Analyzed: 11/18/19

Instrument: ECD35 Time Analyzed: 09:41

File: N18A005

ENDRIN BREAKDOWN

Compounds	Area
Endrin	328410.40
Endrin Aldehyde	0.00
Endrin Ketone	7993.05
Total Area	336403.45

Endrin Ketone	7993.05
Endrin Aldehyde	0.00
Breakdown Area	7993.05

Endrin Breakdown %	**2.4**

Breakdown Area / Total Area
Should be < 15% must be < 20%

DDT BREAKDOWN

Compounds	Area
DDT	568596.26
DDE	0.00
DDD	0.00
Total Area	568596.26

DDE	0.00
DDD	0.00
Breakdown Area	0.00

DDT Breakdown %	**0.0**

Breakdown Area / Total Area
Should be < 15% must be < 20%

FORM VII PEST DEG

7D-DEG
PESTICIDE DEGRADATION STANDARD

Lab Name: Phoenix Environmental Client: NETC

Lab Code: Phoenix Case No.: SAS No.: SDG No.: GCE61964

GC Col B: Rtx-440 ID: 0.32 (mm) Date Analyzed: 11/18/19

Instrument: ECD35 Time Analyzed: 09:41

File: N18B005

ENDRIN BREAKDOWN

Compounds	Area
Endrin	581060.78
Endrin Aldehyde	0.00
Endrin Ketone	25598.50
Total Area	606659.28

Endrin Ketone	25598.50
Endrin Aldehyde	0.00
Breakdown Area	25598.50

Endrin Breakdown %	**4.2**

Breakdown Area / Total Area
Should be < 15% must be < 20%

DDT BREAKDOWN

Compounds	Area
DDT	897020.48
DDE	0.00
DDD	0.00
Total Area	897020.48

DDE	0.00
DDD	0.00
Breakdown Area	0.00

DDT Breakdown %	**0.0**

Breakdown Area / Total Area
Should be < 15% must be < 20%

FORM VII PEST DEG

Client Id: Degradation Standard

Software Version: 4.1<1L22>
Date: 11/18/2019 10:32 AM
Sample Name : deg;51n
Data File : E:\TC2019\ECD35\11-NOV\N18A005.RAW Date: 11/18/2019 09:41 AM
Sequence File: E:\TC2019\ECD35\11-NOV\PEST.SEQ Cycle: 568 Channel : A
Instrument : AUTO_ECD35 Rack/Vial: 0/3 Operator:
Sample Amount : 1.0000 Dilution Factor : 1.00

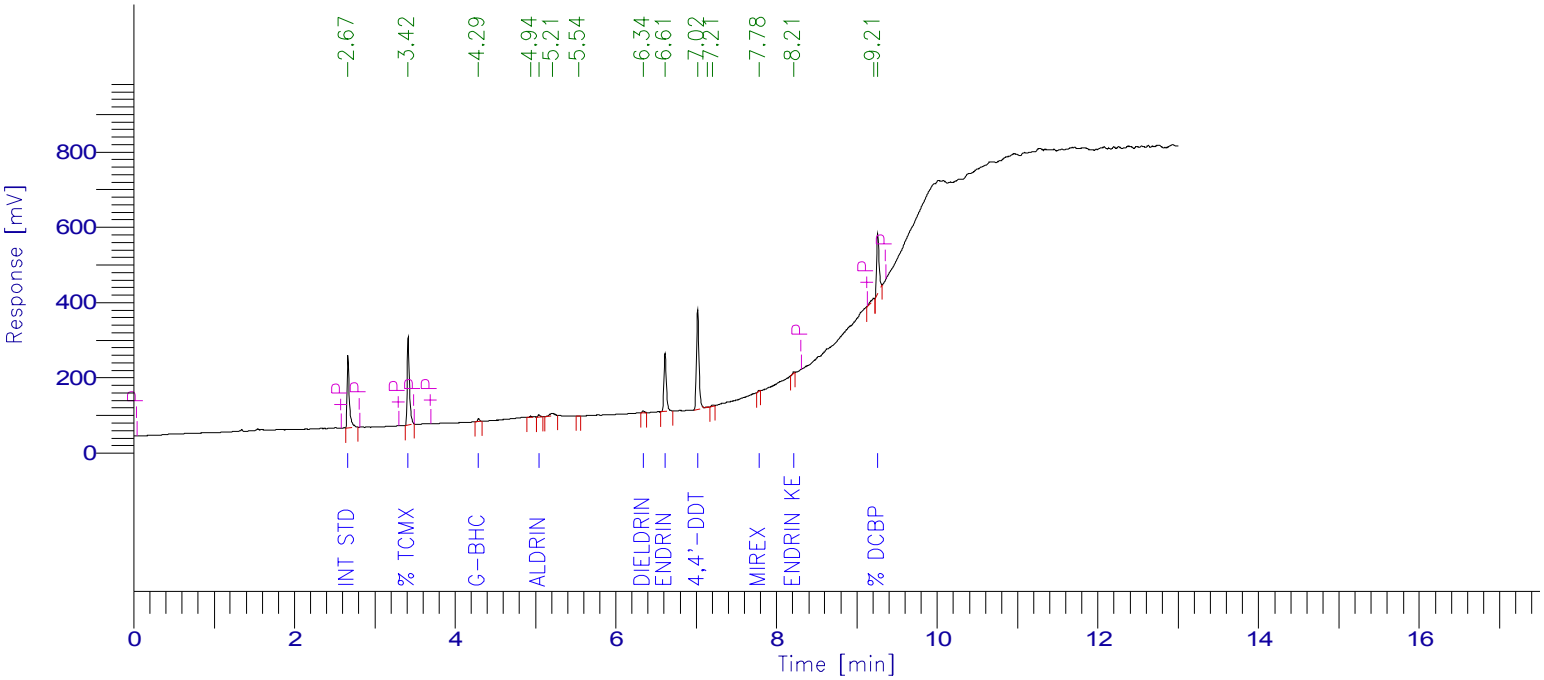

PESTICIDE REPORT

Peak #	Time [min]	Component Name	Raw Amount	Surrogate Recovery TCMX & DCBP	Multiplier	Adjusted Amount for Labowrks	Area [µV·s]
1	2.667	Int Std	100.0000	250.0000	1.0000	100.0000	370468.18
2	3.417	% TCMX	73.9535	184.8836	1.0000	73.9535	454392.92
0	3.796	Hexachlorobenzene	0.0000	0.0000	1.0000	0.0000	0.00
0	3.964	a-BHC	0.0000	0.0000	1.0000	0.0000	0.00
3	4.292	g-BHC	1.7509	4.3772	1.0000	1.7509	14196.69
0	4.361	b-BHC	0.0000	0.0000	1.0000	0.0000	0.00
0	4.535	d-BHC	0.0000	0.0000	1.0000	0.0000	0.00
0	4.731	Heptachlor	0.0000	0.0000	1.0000	0.0000	0.00
5	5.044	Aldrin	1.4086	3.5214	1.0000	1.4086	11262.16
0	5.643	Heptachlor epoxide	0.0000	0.0000	1.0000	0.0000	0.00
0	5.775	g-Chlordane	0.0000	0.0000	1.0000	0.0000	0.00
0	5.913	a-Chlordane	0.0000	0.0000	1.0000	0.0000	0.00
0	5.991	4,4'-DDE	0.0000	0.0000	1.0000	0.0000	0.00
0	6.066	Endosulfan I	0.0000	0.0000	1.0000	0.0000	0.00
8	6.342	Dieldrin	1.4334	3.5834	1.0000	1.4334	10151.50
9	6.612	Endrin	53.3310	133.3275	1.0000	53.3310	328410.40
0	6.665	4,4'-DDD	0.0000	0.0000	1.0000	0.0000	0.00
0	6.874	Endosulfan II	0.0000	0.0000	1.0000	0.0000	0.00
10	7.017	4,4'-DDT	104.4755	261.1888	1.0000	104.4755	568596.26
0	7.371	Endrin aldehyde	0.0000	0.0000	1.0000	0.0000	0.00
0	7.586	Methoxychlor	0.0000	0.0000	1.0000	0.0000	0.00
13	7.784	Mirex	1.1512	2.8779	1.0000	1.1512	5953.24
0	7.867	Endosulfan sulfate	0.0000	0.0000	1.0000	0.0000	0.00
14	8.214	Endrin Ketone	1.3351	3.3378	1.0000	1.3351	7993.05
16	9.258	% DCBP	69.2869	173.2173	1.0000	69.2869	316405.69
				1020.3150	25.0000	408.1260	2087830.08

Client Id: Degradation Standard

Software Version: 4.1<1L22>
Date: 11/18/2019 10:32 AM
Sample Name : deg;51n
Data File : E:\TC2019\ECD35\11-NOV\N18B005.RAW Date: 11/18/2019 09:41 AM
Sequence File: E:\TC2019\ECD35\11-NOV\PEST.SEQ Cycle: 568 Channel : B
Instrument : AUTO_ECD35 Rack/Vial: 0/3 Operator:
Sample Amount : 1.0000 Dilution Factor : 1.00

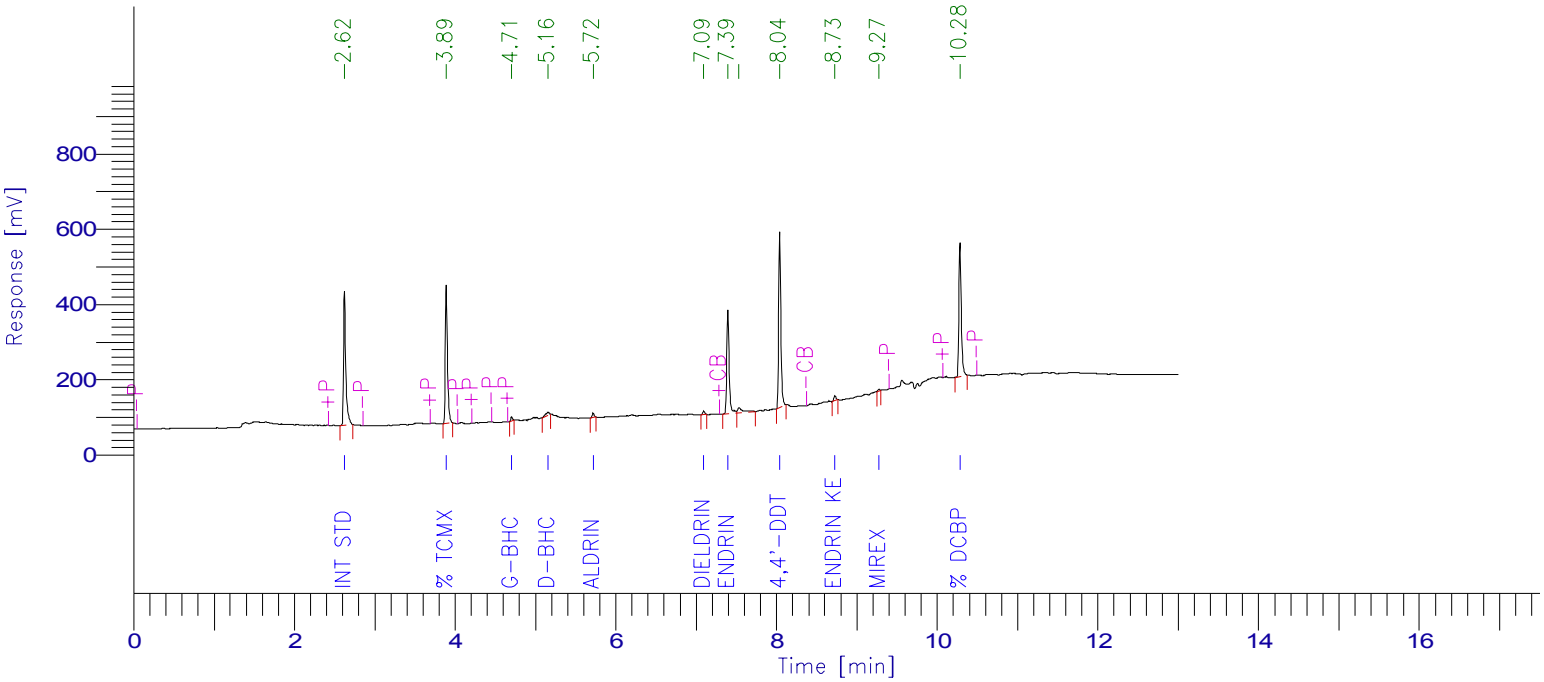

PESTICIDE REPORT

Peak #	Time [min]	Component Name	Raw Amount	Surrogate Recovery TCMX & DCBP	Multiplier	Adjusted Amount for Labowrks	Area [µV·s]
1	2.623	Int Std	100.0000	250.0000	1.0000	100.0000	686694.84
2	3.889	% TCMX	72.9465	182.3663	1.0000	72.9465	690435.81
0	4.371	a-BHC	0.0000	0.0000	1.0000	0.0000	0.00
0	4.421	Hexachlorobenzene	0.0000	0.0000	1.0000	0.0000	0.00
3	4.705	g-BHC	1.2157	3.0393	1.0000	1.2157	16768.99
0	4.919	b-BHC	0.0000	0.0000	1.0000	0.0000	0.00
4	5.159	d-BHC	1.9952	4.9880	1.0000	1.9952	27410.75
0	5.349	Heptachlor	0.0000	0.0000	1.0000	0.0000	0.00
5	5.719	Aldrin	1.3091	3.2729	1.0000	1.3091	19444.08
0	6.236	Heptachlor epoxide	0.0000	0.0000	1.0000	0.0000	0.00
0	6.566	g-Chlordane	0.0000	0.0000	1.0000	0.0000	0.00
0	6.673	a-Chlordane	0.0000	0.0000	1.0000	0.0000	0.00
0	6.722	Endosulfan I	0.0000	0.0000	1.0000	0.0000	0.00
0	6.939	4,4'-DDE	0.0000	0.0000	1.0000	0.0000	0.00
6	7.094	Dieldrin	1.4234	3.5584	1.0000	1.4234	18249.67
7	7.394	Endrin	49.7695	124.4238	1.0000	49.7695	581060.78
0	7.629	4,4'-DDD	0.0000	0.0000	1.0000	0.0000	0.00
0	7.683	Endosulfan II	0.0000	0.0000	1.0000	0.0000	0.00
0	7.855	Endrin aldehyde	0.0000	0.0000	1.0000	0.0000	0.00
9	8.039	4,4'-DDT	91.8307	229.5768	1.0000	91.8307	897020.48
0	8.158	Endosulfan sulfate	0.0000	0.0000	1.0000	0.0000	0.00
0	8.659	Methoxychlor	0.0000	0.0000	1.0000	0.0000	0.00
10	8.725	Endrin Ketone	2.3535	5.8837	1.0000	2.3535	25598.50
11	9.274	Mirex	0.7615	1.9038	1.0000	0.7615	6423.69
12	10.282	% DCBP	68.5357	171.3392	1.0000	68.5357	734975.70
				980.3522	25.0000	392.1409	3704083.30

7D
PESTICIDE CALIBRATION VERIFICATION SUMMARY
Confirmation

Lab Name: Phoenix Environmental Client: NETC

Lab Code: Phoenix Case No.: SAS No.: SDG No.: GCE61964

GC Col A: CLP ID: 0.53 (mm) Init. Calib. Date(s): 11/15/19 11/15/19

EPA Sample No.(PIBLK): hex Date Analyzed: 11/18/19

LAB Sample ID (PIBLK): hex - N18A003 Time Analyzed: 9:04

EPA Sample No.(PEM): Date Analyzed:

LAB Sample ID (PEM): Time Analyzed:

Instrument: ECD35 File: N18A003

COMPOUND	RT	RT WINDOW FROM	RT WINDOW TO	CALC AMOUNT ppb	NOM AMOUNT ppb	% D		CF
alpha-BHC		3.96	4.06	1.0U				
beta-BHC		4.36	4.46	1.0U				
delta-BHC		4.54	4.64	3.3U				
gamma-BHC (Lindane)		4.27	4.37	1.0U				
Heptachlor		4.74	4.84	3.3U				
Aldrin		5.03	5.13	1.0U				
Heptachlor Epoxide		5.62	5.76	3.3U				
Endosulfan I		6.05	6.19	3.3U				
Dieldrin		6.31	6.45	1.0U				
4,4' -DDE		5.97	6.11	1.7U				
Endrin		6.58	6.72	3.3U				
Endosulfan II		6.86	7.00	3.3U				
4,4' -DDD		6.65	6.79	1.7U				
Endosulfan Sulfate		7.86	8.00	3.3U				
4,4' -DDT		6.99	7.13	1.7U				
Methoxychlor		7.58	7.72	3.3U				
Endrin ketone		8.18	8.32	3.3U				
Endrin Aldehyde		7.36	7.50	3.3U				
alpha-Chlordane		5.89	6.03	3.3U				
gamma-Chlordane		5.75	5.89	3.3U				

QC LIMITS:
%D must be less than or equal to 20% (*) Criteria exceeded. CF=Calibration/Response Factor
Both channels need to have the compound detected for a concentration to be reported on either channel.

FORM VII PEST

7D
PESTICIDE CALIBRATION VERIFICATION SUMMARY
Primary

Lab Name: Phoenix Environmental Client: NETC

Lab Code: Phoenix Case No.: SAS No.: SDG No.: GCE61964

GC Col B: Rtx-440 ID: 0.32 (mm) Init. Calib. Date(s): 11/15/19 11/15/19

EPA Sample No.(PIBLK): hex Date Analyzed: 11/18/19

LAB Sample ID (PIBLK): hex - N18B003 Time Analyzed: 9:04

EPA Sample No.(PEM): Date Analyzed:

LAB Sample ID (PEM): Time Analyzed:

Instrument: ECD35 File: N18B003

COMPOUND	RT	RT WINDOW FROM	RT WINDOW TO	CALC AMOUNT ppb	NOM AMOUNT ppb	% D		CF
alpha-BHC		4.31	4.41	1.0U				
beta-BHC		4.86	4.96	1.0U				
delta-BHC		5.12	5.22	3.3U				
gamma-BHC (Lindane)		4.66	4.76	1.0U				
Heptachlor		5.29	5.39	3.3U				
Aldrin		5.67	5.77	1.0U				
Heptachlor Epoxide		6.17	6.31	3.3U				
Endosulfan I		6.65	6.79	3.3U				
Dieldrin		7.03	7.17	1.0U				
4,4' -DDE		6.87	7.01	1.7U				
Endrin		7.33	7.47	3.3U				
Endosulfan II		7.62	7.76	3.3U				
4,4' -DDD		7.56	7.70	1.7U				
Endosulfan Sulfate		8.09	8.23	3.3U				
4,4' -DDT		7.97	8.11	1.7U				
Methoxychlor		8.59	8.73	3.3U				
Endrin ketone		8.66	8.80	3.3U				
Endrin Aldehyde		7.79	7.93	3.3U				
alpha-Chlordane		6.60	6.74	3.3U				
gamma-Chlordane		6.50	6.64	3.3U				

QC LIMITS:
%D must be less than or equal to 20% (*) Criteria exceeded. CF=Calibration/Response Factor
Both channels need to have the compound detected for a concentration to be reported on either channel.

FORM VII PEST

Client Id: Continuing Blank

Software Version: 4.1<1L22>
Date: 11/18/2019 10:31 AM
Sample Name : hex
Data File : E:\TC2019\ECD35\11-NOV\N18A003.RAW Date: 11/18/2019 09:04 AM
Sequence File: E:\TC2019\ECD35\11-NOV\PEST.SEQ Cycle: 566 Channel : A
Instrument : AUTO_ECD35 Rack/Vial: 0/1 Operator:
Sample Amount : 1.0000 Dilution Factor : 1.00

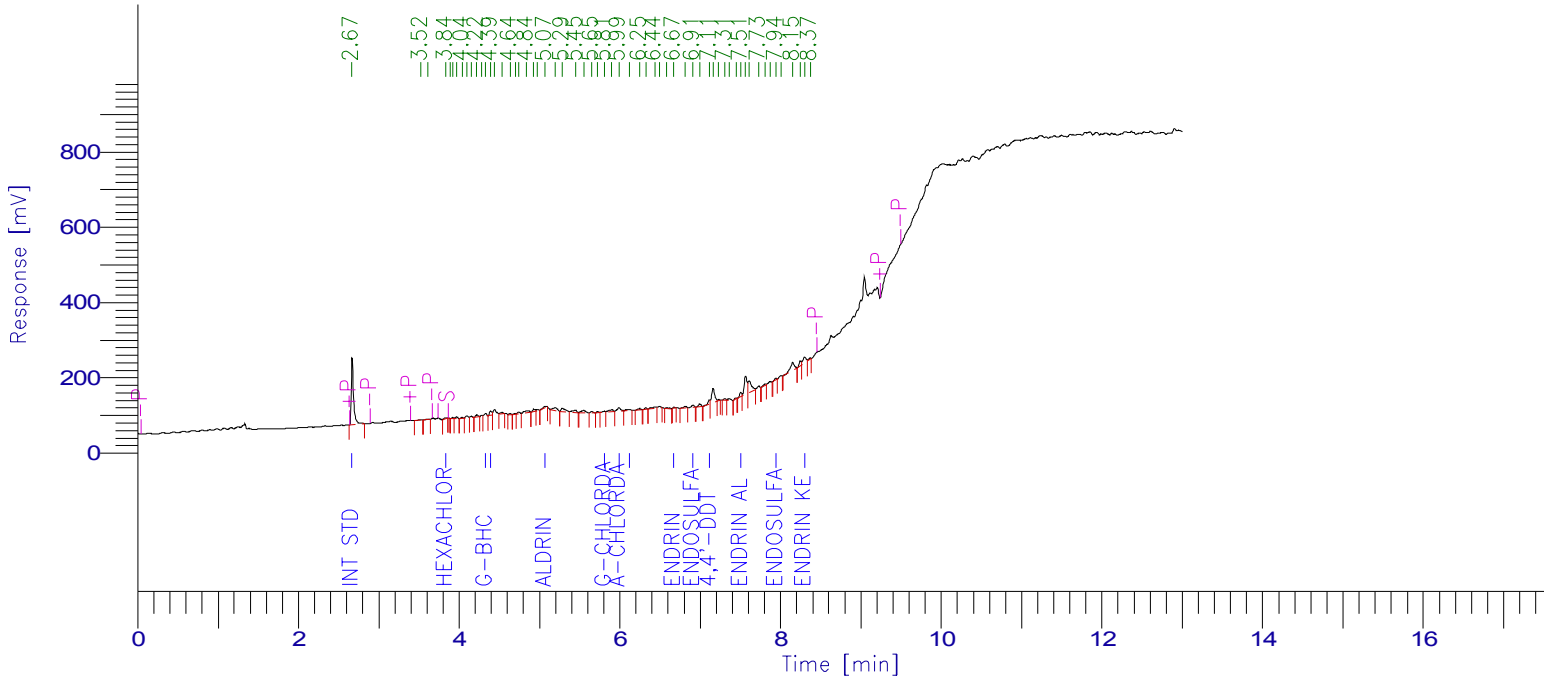

PESTICIDE REPORT

Peak #	Time [min]	Component Name	Raw Amount	Surrogate Recovery TCMX & DCBP	Multiplier	Adjusted Amount for Labowrks	Area [µV·s]
1	2.669	Int Std	100.0000	250.0000	1.0000	100.0000	350951.18
0	3.446	% TCMX	0.0000	0.0000	1.0000	0.0000	0.00
4	3.835	Hexachlorobenzene	0.7706	1.9264	1.0000	0.7706	6602.61
0	4.009	a-BHC	0.0000	0.0000	1.0000	0.0000	0.00
13	4.329	g-BHC	1.8694	4.6736	1.0000	1.8694	14359.33
14	4.393	b-BHC	8.5755	21.4387	1.0000	8.5755	25149.95
0	4.586	d-BHC	0.0000	0.0000	1.0000	0.0000	0.00
0	4.784	Heptachlor	0.0000	0.0000	1.0000	0.0000	0.00
23	5.070	Aldrin	1.4623	3.6556	1.0000	1.4623	11075.40
0	5.689	Heptachlor epoxide	0.0000	0.0000	1.0000	0.0000	0.00
30	5.809	g-Chlordane	1.2079	3.0197	1.0000	1.2079	8492.06
32	5.990	a-Chlordane	3.8623	9.6559	1.0000	3.8623	26270.81
0	6.040	4,4'-DDE	0.0000	0.0000	1.0000	0.0000	0.00
33	6.121	Endosulfan I	1.5657	3.9143	1.0000	1.5657	10076.86
0	6.381	Dieldrin	0.0000	0.0000	1.0000	0.0000	0.00
39	6.673	Endrin	0.8939	2.2348	1.0000	0.8939	5214.84
0	6.718	4,4'-DDD	0.0000	0.0000	1.0000	0.0000	0.00
41	6.912	Endosulfan II	2.4801	6.2002	1.0000	2.4801	13443.92
43	7.114	4,4'-DDT	4.2493	10.6232	1.0000	4.2493	21907.96
49	7.506	Endrin aldehyde	5.5891	13.9728	1.0000	5.5891	22184.64
0	7.647	Methoxychlor	0.0000	0.0000	1.0000	0.0000	0.00
0	7.818	Mirex	0.0000	0.0000	1.0000	0.0000	0.00
55	7.943	Endosulfan sulfate	2.5801	6.4501	1.0000	2.5801	10352.73
59	8.299	Endrin Ketone	8.0798	20.1994	1.0000	8.0798	45822.71
0	9.295	% DCBP	0.0000	0.0000	1.0000	0.0000	0.00
				357.9648	25.0000	143.1859	571904.99

Client Id: Continuing Blank

Software Version: 4.1<1L22>
Date: 11/27/2019 10:25 AM
Sample Name : hex
Data File : E:\TC2019\ECD35\11-NOV\N18B003.RAW Date: 11/18/2019 09:04 AM
Sequence File: E:\TC2019\ECD35\11-NOV\PEST.SEQ Cycle: 566 Channel : B
Instrument : AUTO_ECD35 Rack/Vial: 0/1 Operator:
Sample Amount : 1.0000 Dilution Factor : 1.00

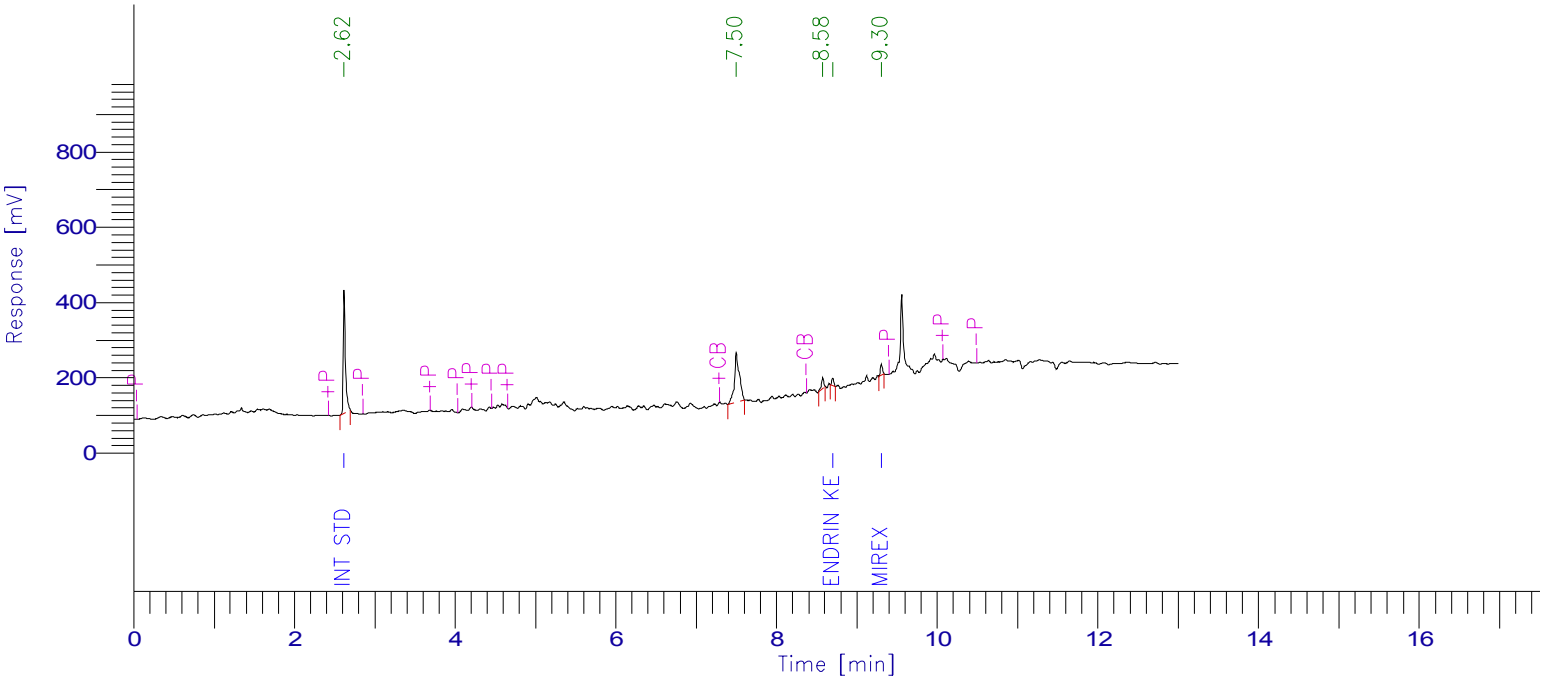

PESTICIDE REPORT

Peak #	Time [min]	Component Name	Raw Amount	Surrogate Recovery TCMX & DCBP	Multiplier	Adjusted Amount for Labowrks	Area [µV·s]
1	2.619	Int Std	100.0000	250.0000	1.0000	100.0000	611634.24
0	3.903	% TCMX	0.0000	0.0000	1.0000	0.0000	0.00
0	4.371	a-BHC	0.0000	0.0000	1.0000	0.0000	0.00
0	4.421	Hexachlorobenzene	0.0000	0.0000	1.0000	0.0000	0.00
0	4.713	g-BHC	0.0000	0.0000	1.0000	0.0000	0.00
0	4.919	b-BHC	0.0000	0.0000	1.0000	0.0000	0.00
0	5.169	d-BHC	0.0000	0.0000	1.0000	0.0000	0.00
0	5.349	Heptachlor	0.0000	0.0000	1.0000	0.0000	0.00
0	5.726	Aldrin	0.0000	0.0000	1.0000	0.0000	0.00
0	6.236	Heptachlor epoxide	0.0000	0.0000	1.0000	0.0000	0.00
0	6.566	g-Chlordane	0.0000	0.0000	1.0000	0.0000	0.00
0	6.673	a-Chlordane	0.0000	0.0000	1.0000	0.0000	0.00
0	6.722	Endosulfan I	0.0000	0.0000	1.0000	0.0000	0.00
0	6.939	4,4'-DDE	0.0000	0.0000	1.0000	0.0000	0.00
0	7.094	Dieldrin	0.0000	0.0000	1.0000	0.0000	0.00
0	7.393	Endrin	0.0000	0.0000	1.0000	0.0000	0.00
0	7.629	4,4'-DDD	0.0000	0.0000	1.0000	0.0000	0.00
0	7.683	Endosulfan II	0.0000	0.0000	1.0000	0.0000	0.00
0	7.855	Endrin aldehyde	0.0000	0.0000	1.0000	0.0000	0.00
0	8.037	4,4'-DDT	0.0000	0.0000	1.0000	0.0000	0.00
0	8.158	Endosulfan sulfate	0.0000	0.0000	1.0000	0.0000	0.00
0	8.659	Methoxychlor	0.0000	0.0000	1.0000	0.0000	0.00
4	8.699	Endrin Ketone	3.3725	8.4313	1.0000	3.3725	32673.14
5	9.302	Mirex	7.0675	17.6688	1.0000	7.0675	53099.25
0	10.285	% DCBP	0.0000	0.0000	1.0000	0.0000	0.00
				276.1002	25.0000	110.4401	697406.63

7D
PESTICIDE CALIBRATION VERIFICATION SUMMARY
Confirmation

Lab Name: Phoenix Environmental Client: NETC

Lab Code: Phoenix Case No.: SAS No.: SDG No.: GCE61964

GC Col A: CLP ID: 0.53 (mm) Init. Calib. Date(s): 11/15/19 11/15/19

EPA Sample No.(PIBLK): Date Analyzed:

LAB Sample ID (PIBLK): Time Analyzed:

EPA Sample No.(PEM): mix 4;50h Date Analyzed: 11/18/19

LAB Sample ID (PEM): mix 4;50h - N18A004 Time Analyzed: 9:22

Instrument: ECD35 File: N18A004

COMPOUND	RT	RT WINDOW FROM	RT WINDOW TO	RAW AMOUNT ppb	NOM AMOUNT ppb	% D		CF
alpha-BHC	3.97	3.96	4.06	50	50	0		2.325
beta-BHC	4.37	4.36	4.46	45	50	10		0.836
delta-BHC	4.55	4.54	4.64	50	50	0		1.913
gamma-BHC (Lindane)	4.28	4.27	4.37	48	50	4		2.189
Heptachlor	4.74	4.74	4.84	49	50	2		2.330
Aldrin	5.03	5.03	5.13	48	50	4		2.158
Heptachlor Epoxide	5.64	5.62	5.76	49	50	2		2.000
Endosulfan I	6.07	6.05	6.19	49	50	2		1.834
Dieldrin	6.33	6.31	6.45	50	50	0		1.912
4,4' -DDE	5.99	5.97	6.11	49	50	2		1.740
Endrin	6.60	6.58	6.72	54	50	8		1.662
Endosulfan II	6.88	6.86	7.00	50	50	0		1.545
4,4' -DDD	6.67	6.65	6.79	52	50	4		1.314
Endosulfan Sulfate	7.88	7.86	8.00	49	50	2		1.143
4,4' -DDT	7.01	6.99	7.13	54	50	8		1.469
Methoxychlor	7.60	7.58	7.72	49	50	2		0.863
Endrin ketone	8.20	8.18	8.32	49	50	2		1.616
Endrin Aldehyde	7.38	7.36	7.50	48	50	4		1.131
alpha-Chlordane	5.91	5.89	6.03	48	50	4		1.938
gamma-Chlordane	5.78	5.75	5.89	48	50	4		2.003
Decachlorobiphenyl	9.25	9.19	9.39	77	80	4		1.233
Tetrachloro-m-xylene	3.41	3.40	3.50	76	80	5		1.659

QC LIMITS:
%D must be less than or equal to 20% (*) Criteria exceeded. CF=Calibration/Response Factor

FORM VII PEST

7D
PESTICIDE CALIBRATION VERIFICATION SUMMARY
Primary

Lab Name: Phoenix Environmental Client: NETC

Lab Code: Phoenix Case No.: SAS No.: SDG No.: GCE61964

GC Col B: Rtx-440 ID: 0.32 (mm) Init. Calib. Date(s): 11/15/19 11/15/19

EPA Sample No.(PIBLK): Date Analyzed:

LAB Sample ID (PIBLK): Time Analyzed:

EPA Sample No.(PEM): mix 4;50h Date Analyzed: 11/18/19

LAB Sample ID (PEM): mix 4;50h - N18B004 Time Analyzed: 9:22

Instrument: ECD35 File: N18B004

COMPOUND	RT	RT WINDOW FROM	RT WINDOW TO	RAW AMOUNT ppb	NOM AMOUNT ppb	% D		CF
alpha-BHC	4.35	4.31	4.41	51	50	2		2.127
beta-BHC	4.90	4.86	4.96	45	50	10		0.730
delta-BHC	5.16	5.12	5.22	50	50	0		2.001
gamma-BHC (Lindane)	4.70	4.66	4.76	51	50	2		2.009
Heptachlor	5.33	5.29	5.39	49	50	2		2.243
Aldrin	5.71	5.67	5.77	48	50	4		2.163
Heptachlor Epoxide	6.22	6.17	6.31	46	50	8		1.996
Endosulfan I	6.71	6.65	6.79	49	50	2		1.872
Dieldrin	7.08	7.03	7.17	49	50	2		1.867
4,4' -DDE	6.93	6.87	7.01	49	50	2		1.735
Endrin	7.38	7.33	7.47	51	50	2		1.700
Endosulfan II	7.67	7.62	7.76	48	50	4		1.648
4,4' -DDD	7.62	7.56	7.70	52	50	4		1.212
Endosulfan Sulfate	8.15	8.09	8.23	46	50	8		1.247
4,4' -DDT	8.03	7.97	8.11	47	50	6		1.422
Methoxychlor	8.65	8.59	8.73	52	50	4		0.739
Endrin ketone	8.71	8.66	8.80	49	50	2		1.584
Endrin Aldehyde	7.85	7.79	7.93	45	50	10		1.170
alpha-Chlordane	6.66	6.60	6.74	47	50	6		1.887
gamma-Chlordane	6.55	6.50	6.64	47	50	6		1.968
Decachlorobiphenyl	10.27	10.19	10.39	73	80	9		1.562
Tetrachloro-m-xylene	3.88	3.84	3.94	74	80	8		1.378

QC LIMITS:
%D must be less than or equal to 20% (*) Criteria exceeded. CF=Calibration/Response Factor

FORM VII PEST

Client Id: Continuing Calibration

Software Version: 4.1<1L22>
Date: 11/18/2019 10:32 AM
Sample Name : mix 4;50h
Data File : E:\TC2019\ECD35\11-NOV\N18A004.RAW Date: 11/18/2019 09:22 AM
Sequence File: E:\TC2019\ECD35\11-NOV\PEST.SEQ Cycle: 567 Channel : A
Instrument : AUTO_ECD35 Rack/Vial: 0/2 Operator:
Sample Amount : 1.0000 Dilution Factor : 1.00

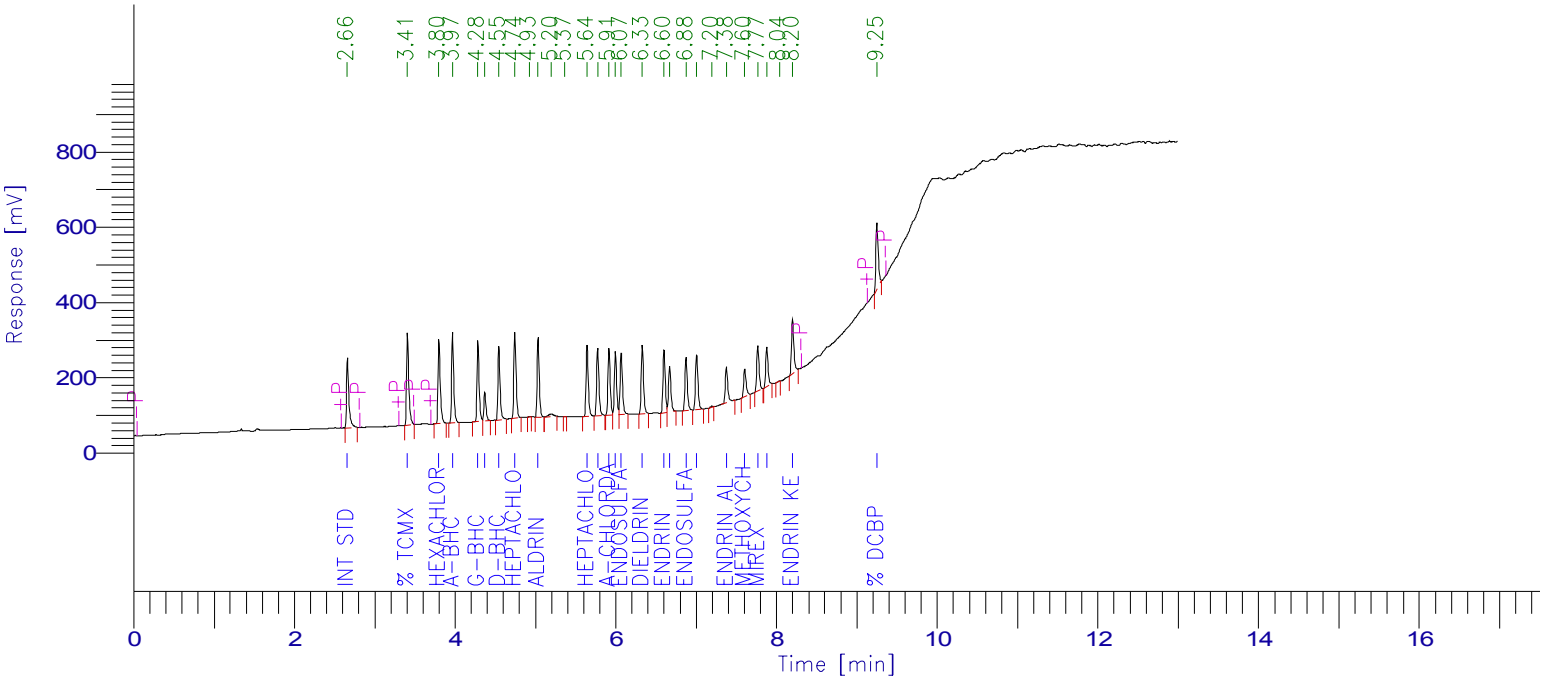

PESTICIDE REPORT

Peak #	Time [min]	Component Name	Raw Amount	Surrogate Recovery TCMX & DCBP	Multiplier	Adjusted Amount for Labowrks	Area [µV·s]
1	2.661	Int Std	100.0000	250.0000	1.0000	100.0000	377575.50
2	3.408	% TCMX	76.1413	190.3533	1.0000	76.1413	476811.11
3	3.799	Hexachlorobenzene	47.7862	119.4655	1.0000	47.7862	440518.59
4	3.969	a-BHC	49.8373	124.5932	1.0000	49.8373	437526.23
5	4.284	g-BHC	47.5062	118.7655	1.0000	47.5062	392583.58
6	4.370	b-BHC	45.3548	113.3869	1.0000	45.3548	143106.52
7	4.545	d-BHC	49.9796	124.9491	1.0000	49.9796	361058.28
8	4.744	Heptachlor	49.0480	122.6201	1.0000	49.0480	431564.08
10	5.033	Aldrin	48.3066	120.7665	1.0000	48.3066	393641.27
13	5.643	Heptachlor epoxide	49.2231	123.0578	1.0000	49.2231	371706.79
14	5.775	g-Chlordane	48.4130	121.0325	1.0000	48.4130	366188.18
15	5.914	a-Chlordane	48.1514	120.3784	1.0000	48.1514	352360.90
16	5.994	4,4'-DDE	49.3331	123.3327	1.0000	49.3331	324148.44
17	6.067	Endosulfan I	48.5921	121.4803	1.0000	48.5921	336458.95
18	6.330	Dieldrin	50.3907	125.9768	1.0000	50.3907	363728.43
19	6.600	Endrin	54.1024	135.2561	1.0000	54.1024	339552.63
20	6.669	4,4'-DDD	51.5590	128.8975	1.0000	51.5590	255794.85
21	6.875	Endosulfan II	50.4233	126.0583	1.0000	50.4233	294070.24
22	7.005	4,4'-DDT	54.4099	136.0248	1.0000	54.4099	301800.86
24	7.376	Endrin aldehyde	47.9143	119.7857	1.0000	47.9143	204612.54
25	7.603	Methoxychlor	49.1291	122.8227	1.0000	49.1291	160125.85
26	7.766	Mirex	47.5949	118.9872	1.0000	47.5949	250857.15
27	7.879	Endosulfan sulfate	48.8147	122.0368	1.0000	48.8147	210733.52
29	8.198	Endrin Ketone	48.8493	122.1231	1.0000	48.8493	298055.46
30	9.249	% DCBP	77.0205	192.5512	1.0000	77.0205	358469.49
				3344.7023	25.0000	1337.8809	8243049.45

Client Id: Continuing Calibration

Software Version: 4.1<1L22>
Date: 11/18/2019 10:32 AM
Sample Name : mix 4;50h
Data File : E:\TC2019\ECD35\11-NOV\N18B004.RAW Date: 11/18/2019 09:22 AM
Sequence File: E:\TC2019\ECD35\11-NOV\PEST.SEQ Cycle: 567 Channel : B
Instrument : AUTO_ECD35 Rack/Vial: 0/2 Operator:
Sample Amount : 1.0000 Dilution Factor : 1.00

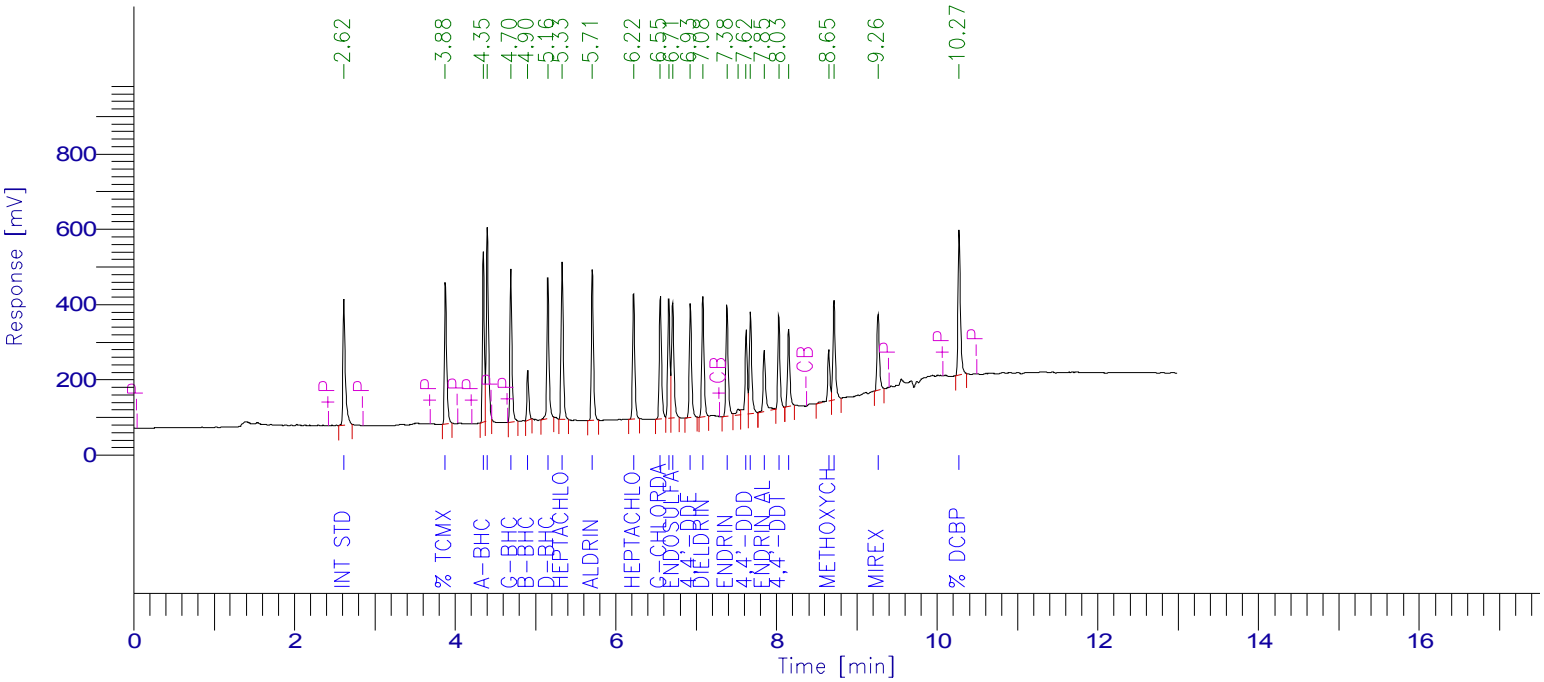

PESTICIDE REPORT

Peak #	Time [min]	Component Name	Raw Amount	Surrogate Recovery TCMX & DCBP	Multiplier	Adjusted Amount for Labowrks	Area [µV·s]
1	2.615	Int Std	100.0000	250.0000	1.0000	100.0000	694390.34
2	3.879	% TCMX	74.0803	185.2007	1.0000	74.0803	709024.54
3	4.351	a-BHC	51.4105	128.5263	1.0000	51.4105	759235.94
4	4.401	Hexachlorobenzene	45.1890	112.9726	1.0000	45.1890	943210.57
5	4.695	g-BHC	51.0758	127.6894	1.0000	51.0758	712403.87
6	4.904	b-BHC	44.6285	111.5714	1.0000	44.6285	226337.69
7	5.155	d-BHC	49.7784	124.4460	1.0000	49.7784	691540.20
8	5.331	Heptachlor	49.0836	122.7089	1.0000	49.0836	764639.46
9	5.708	Aldrin	48.4873	121.2184	1.0000	48.4873	728228.10
10	6.221	Heptachlor epoxide	46.4680	116.1701	1.0000	46.4680	643956.18
11	6.553	g-Chlordane	47.3985	118.4963	1.0000	47.3985	647857.42
12	6.659	a-Chlordane	46.7151	116.7878	1.0000	46.7151	612083.02
13	6.708	Endosulfan I	49.2713	123.1783	1.0000	49.2713	640641.86
14	6.929	4,4'-DDE	49.0442	122.6104	1.0000	49.0442	591023.31
15	7.082	Dieldrin	48.9139	122.2846	1.0000	48.9139	634177.37
16	7.383	Endrin	50.5632	126.4080	1.0000	50.5632	596942.75
18	7.621	4,4'-DDD	52.4128	131.0319	1.0000	52.4128	441217.66
19	7.674	Endosulfan II	48.0306	120.0764	1.0000	48.0306	549732.52
20	7.846	Endrin aldehyde	45.1102	112.7754	1.0000	45.1102	366380.28
21	8.029	4,4'-DDT	47.1790	117.9475	1.0000	47.1790	466018.16
22	8.149	Endosulfan sulfate	45.9759	114.9397	1.0000	45.9759	398067.97
23	8.650	Methoxychlor	51.7136	129.2841	1.0000	51.7136	265339.58
24	8.714	Endrin Ketone	49.1499	122.8748	1.0000	49.1499	540591.07
25	9.263	Mirex	46.3442	115.8604	1.0000	46.3442	395300.95
26	10.271	% DCBP	73.1370	182.8424	1.0000	73.1370	793109.11
				3277.9019	25.0000	1311.1608	14811449.90

7D
PESTICIDE CALIBRATION VERIFICATION SUMMARY
Confirmation

Lab Name: Phoenix Environmental Client: NETC

Lab Code: Phoenix Case No.: SAS No.: SDG No.: GCE61964

GC Col A: CLP ID: 0.53 (mm) Init. Calib. Date(s): 11/15/19 11/15/19

EPA Sample No.(PIBLK): hex Date Analyzed: 11/18/19

LAB Sample ID (PIBLK): hex - N18A018 Time Analyzed: 14:47

EPA Sample No.(PEM): Date Analyzed:

LAB Sample ID (PEM): Time Analyzed:

Instrument: ECD35 File: N18A018

COMPOUND	RT	RT WINDOW FROM	RT WINDOW TO	CALC AMOUNT ppb	NOM AMOUNT ppb	% D		CF
alpha-BHC		3.96	4.06	1.0U				
beta-BHC		4.36	4.46	1.0U				
delta-BHC		4.54	4.64	3.3U				
gamma-BHC (Lindane)		4.27	4.37	1.0U				
Heptachlor		4.74	4.84	3.3U				
Aldrin		5.03	5.13	1.0U				
Heptachlor Epoxide		5.62	5.76	3.3U				
Endosulfan I		6.05	6.19	3.3U				
Dieldrin		6.31	6.45	1.0U				
4,4' -DDE		5.97	6.11	1.7U				
Endrin		6.58	6.72	3.3U				
Endosulfan II		6.86	7.00	3.3U				
4,4' -DDD		6.65	6.79	1.7U				
Endosulfan Sulfate		7.86	8.00	3.3U				
4,4' -DDT		6.99	7.13	1.7U				
Methoxychlor		7.58	7.72	3.3U				
Endrin ketone		8.18	8.32	3.3U				
Endrin Aldehyde		7.36	7.50	3.3U				
alpha-Chlordane		5.89	6.03	3.3U				
gamma-Chlordane		5.75	5.89	3.3U				

QC LIMITS:
%D must be less than or equal to 20% (*) Criteria exceeded. CF=Calibration/Response Factor
Both channels need to have the compound detected for a concentration to be reported on either channel.

FORM VII PEST

7D
PESTICIDE CALIBRATION VERIFICATION SUMMARY
Primary

Lab Name: Phoenix Environmental Client: NETC

Lab Code: Phoenix Case No.: SAS No.: SDG No.: GCE61964

GC Col B: Rtx-440 ID: 0.32 (mm) Init. Calib. Date(s): 11/15/19 11/15/19

EPA Sample No.(PIBLK): hex Date Analyzed: 11/18/19

LAB Sample ID (PIBLK): hex - N18B018 Time Analyzed: 14:47

EPA Sample No.(PEM): Date Analyzed:

LAB Sample ID (PEM): Time Analyzed:

Instrument: ECD35 File: N18B018

COMPOUND	RT	RT WINDOW FROM	RT WINDOW TO	CALC AMOUNT ppb	NOM AMOUNT ppb	% D		CF
alpha-BHC		4.31	4.41	1.0U				
beta-BHC		4.86	4.96	1.0U				
delta-BHC		5.12	5.22	3.3U				
gamma-BHC (Lindane)		4.66	4.76	1.0U				
Heptachlor		5.29	5.39	3.3U				
Aldrin		5.67	5.77	1.0U				
Heptachlor Epoxide		6.17	6.31	3.3U				
Endosulfan I		6.65	6.79	3.3U				
Dieldrin		7.03	7.17	1.0U				
4,4' -DDE		6.87	7.01	1.7U				
Endrin		7.33	7.47	3.3U				
Endosulfan II		7.62	7.76	3.3U				
4,4' -DDD		7.56	7.70	1.7U				
Endosulfan Sulfate		8.09	8.23	3.3U				
4,4' -DDT		7.97	8.11	1.7U				
Methoxychlor		8.59	8.73	3.3U				
Endrin ketone		8.66	8.80	3.3U				
Endrin Aldehyde		7.79	7.93	3.3U				
alpha-Chlordane		6.60	6.74	3.3U				
gamma-Chlordane		6.50	6.64	3.3U				

QC LIMITS:
%D must be less than or equal to 20% (*) Criteria exceeded. CF=Calibration/Response Factor
Both channels need to have the compound detected for a concentration to be reported on either channel.

FORM VII PEST

Client Id: Continuing Blank

Software Version: 4.1<1L22>
Date: 11/19/2019 07:40 AM
Sample Name : hex
Data File : E:\TC2019\ECD35\11-NOV\N18A018.RAW Date: 11/18/2019 02:47 PM
Sequence File: E:\TC2019\ECD35\11-NOV\PEST.SEQ Cycle: 581 Channel : A
Instrument : AUTO_ECD35 Rack/Vial: 0/1 Operator:
Sample Amount : 1.0000 Dilution Factor : 1.00

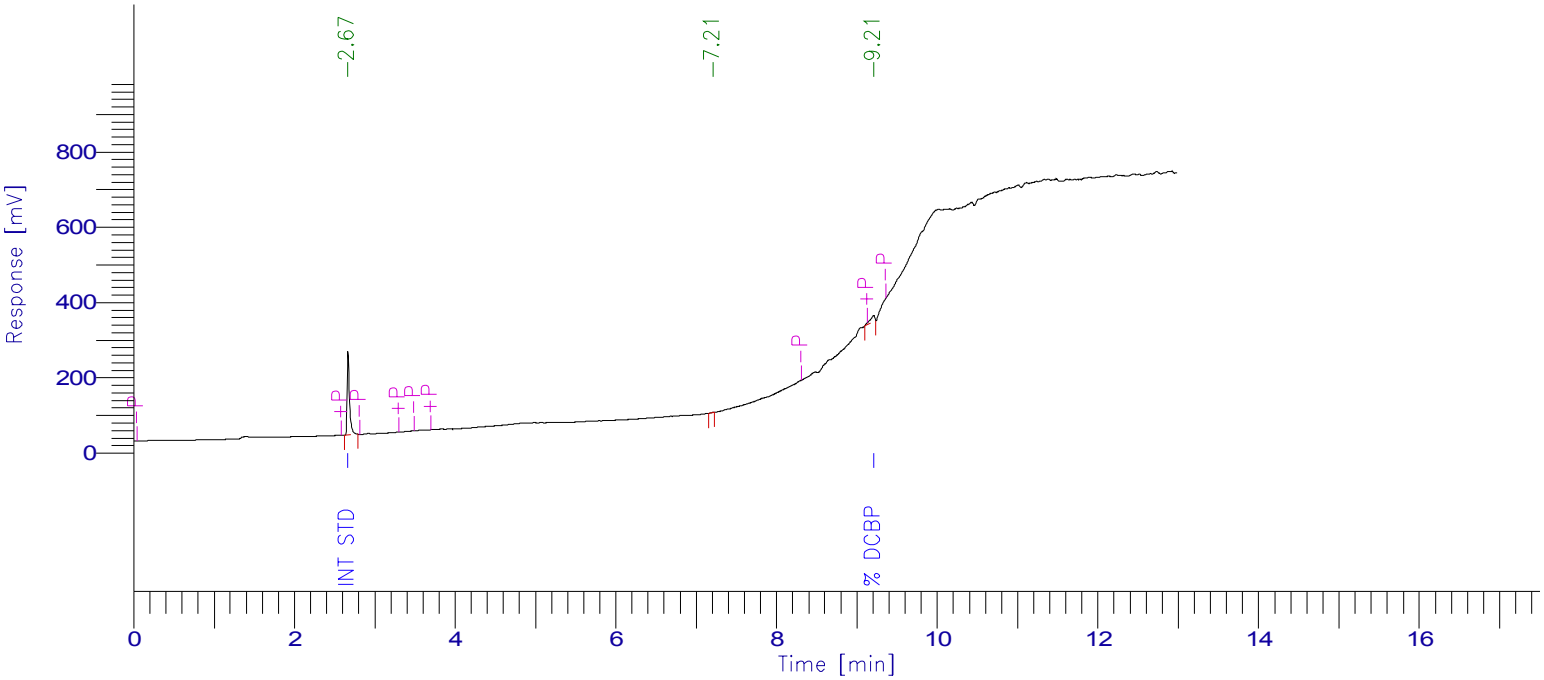

PESTICIDE REPORT

Peak #	Time [min]	Component Name	Raw Amount	Surrogate Recovery TCMX & DCBP	Multiplier	Adjusted Amount for Labowrks	Area [µV·s]
1	2.668	Int Std	100.0000	250.0000	1.0000	100.0000	450905.06
0	3.408	% TCMX	0.0000	0.0000	1.0000	0.0000	0.00
0	3.796	Hexachlorobenzene	0.0000	0.0000	1.0000	0.0000	0.00
0	3.964	a-BHC	0.0000	0.0000	1.0000	0.0000	0.00
0	4.276	g-BHC	0.0000	0.0000	1.0000	0.0000	0.00
0	4.361	b-BHC	0.0000	0.0000	1.0000	0.0000	0.00
0	4.535	d-BHC	0.0000	0.0000	1.0000	0.0000	0.00
0	4.731	Heptachlor	0.0000	0.0000	1.0000	0.0000	0.00
0	5.019	Aldrin	0.0000	0.0000	1.0000	0.0000	0.00
0	5.643	Heptachlor epoxide	0.0000	0.0000	1.0000	0.0000	0.00
0	5.775	g-Chlordane	0.0000	0.0000	1.0000	0.0000	0.00
0	5.913	a-Chlordane	0.0000	0.0000	1.0000	0.0000	0.00
0	5.991	4,4'-DDE	0.0000	0.0000	1.0000	0.0000	0.00
0	6.066	Endosulfan I	0.0000	0.0000	1.0000	0.0000	0.00
0	6.329	Dieldrin	0.0000	0.0000	1.0000	0.0000	0.00
0	6.600	Endrin	0.0000	0.0000	1.0000	0.0000	0.00
0	6.665	4,4'-DDD	0.0000	0.0000	1.0000	0.0000	0.00
0	6.874	Endosulfan II	0.0000	0.0000	1.0000	0.0000	0.00
0	7.001	4,4'-DDT	0.0000	0.0000	1.0000	0.0000	0.00
0	7.371	Endrin aldehyde	0.0000	0.0000	1.0000	0.0000	0.00
0	7.586	Methoxychlor	0.0000	0.0000	1.0000	0.0000	0.00
0	7.756	Mirex	0.0000	0.0000	1.0000	0.0000	0.00
0	7.867	Endosulfan sulfate	0.0000	0.0000	1.0000	0.0000	0.00
0	8.185	Endrin Ketone	0.0000	0.0000	1.0000	0.0000	0.00
3	9.211	% DCBP	13.4489	33.6221	1.0000	13.4489	74750.25
				283.6221	25.0000	113.4489	525655.31

Client Id: Continuing Blank

Software Version: 4.1<1L22>
Date: 11/19/2019 07:43 AM
Sample Name : hex
Data File : E:\TC2019\ECD35\11-NOV\N18B018.RAW Date: 11/18/2019 02:47 PM
Sequence File: E:\TC2019\ECD35\11-NOV\PEST.SEQ Cycle: 581 Channel : B
Instrument : AUTO_ECD35 Rack/Vial: 0/1 Operator:
Sample Amount : 1.0000 Dilution Factor : 1.00

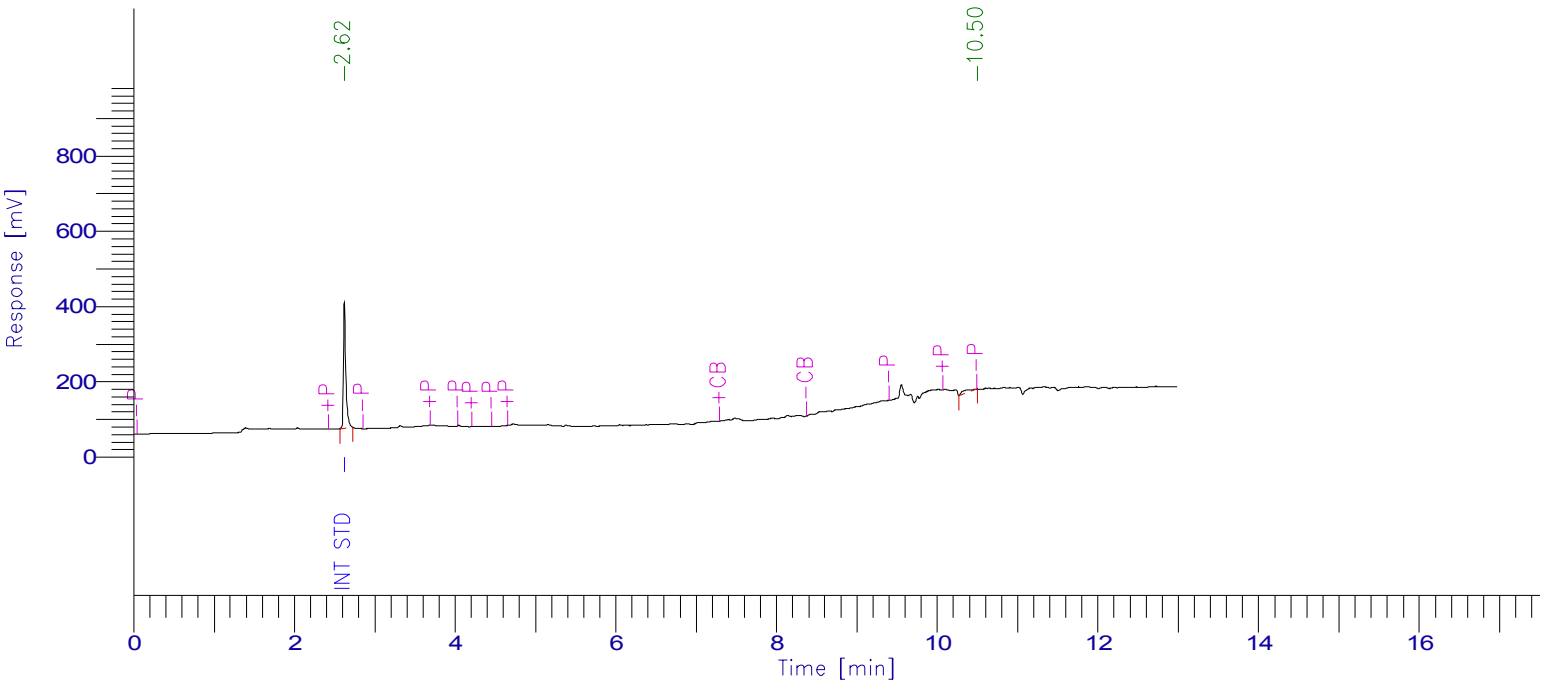

PESTICIDE REPORT

Peak #	Time [min]	Component Name	Raw Amount	Surrogate Recovery TCMX & DCBP	Multiplier	Adjusted Amount for Labowrks	Area [µV·s]
1	2.622	Int Std	100.0000	250.0000	1.0000	100.0000	692198.22
0	3.903	% TCMX	0.0000	0.0000	1.0000	0.0000	0.00
0	4.371	a-BHC	0.0000	0.0000	1.0000	0.0000	0.00
0	4.421	Hexachlorobenzene	0.0000	0.0000	1.0000	0.0000	0.00
0	4.713	g-BHC	0.0000	0.0000	1.0000	0.0000	0.00
0	4.919	b-BHC	0.0000	0.0000	1.0000	0.0000	0.00
0	5.169	d-BHC	0.0000	0.0000	1.0000	0.0000	0.00
0	5.349	Heptachlor	0.0000	0.0000	1.0000	0.0000	0.00
0	5.726	Aldrin	0.0000	0.0000	1.0000	0.0000	0.00
0	6.236	Heptachlor epoxide	0.0000	0.0000	1.0000	0.0000	0.00
0	6.566	g-Chlordane	0.0000	0.0000	1.0000	0.0000	0.00
0	6.673	a-Chlordane	0.0000	0.0000	1.0000	0.0000	0.00
0	6.722	Endosulfan I	0.0000	0.0000	1.0000	0.0000	0.00
0	6.939	4,4'-DDE	0.0000	0.0000	1.0000	0.0000	0.00
0	7.094	Dieldrin	0.0000	0.0000	1.0000	0.0000	0.00
0	7.393	Endrin	0.0000	0.0000	1.0000	0.0000	0.00
0	7.629	4,4'-DDD	0.0000	0.0000	1.0000	0.0000	0.00
0	7.683	Endosulfan II	0.0000	0.0000	1.0000	0.0000	0.00
0	7.855	Endrin aldehyde	0.0000	0.0000	1.0000	0.0000	0.00
0	8.037	4,4'-DDT	0.0000	0.0000	1.0000	0.0000	0.00
0	8.158	Endosulfan sulfate	0.0000	0.0000	1.0000	0.0000	0.00
0	8.659	Methoxychlor	0.0000	0.0000	1.0000	0.0000	0.00
0	8.723	Endrin Ketone	0.0000	0.0000	1.0000	0.0000	0.00
0	9.276	Mirex	0.0000	0.0000	1.0000	0.0000	0.00
0	10.285	% DCBP	0.0000	0.0000	1.0000	0.0000	0.00
				250.0000	25.0000	100.0000	692198.22

7D
PESTICIDE CALIBRATION VERIFICATION SUMMARY
Confirmation

Lab Name: Phoenix Environmental Client: NETC

Lab Code: Phoenix Case No.: SAS No.: SDG No.: GCE61964

GC Col A: CLP ID: 0.53 (mm) Init. Calib. Date(s): 11/15/19 11/15/19

EPA Sample No.(PIBLK): Date Analyzed:

LAB Sample ID (PIBLK): Time Analyzed:

EPA Sample No.(PEM): mix 4;50h Date Analyzed: 11/18/19

LAB Sample ID (PEM): mix 4;50h - N18A020 Time Analyzed: 15:24

Instrument: ECD35 File: N18A020

COMPOUND	RT	RT WINDOW FROM	RT WINDOW TO	RAW AMOUNT ppb	NOM AMOUNT ppb	% D		CF
alpha-BHC	3.95	3.96	4.06	49	50	2		2.325
beta-BHC	4.35	4.36	4.46	50	50	0		0.836
delta-BHC	4.53	4.54	4.64	50	50	0		1.913
gamma-BHC (Lindane)	4.27	4.27	4.37	47	50	6		2.189
Heptachlor	4.73	4.74	4.84	47	50	6		2.330
Aldrin	5.02	5.03	5.13	46	50	8		2.158
Heptachlor Epoxide	5.63	5.62	5.76	47	50	6		2.000
Endosulfan I	6.05	6.05	6.19	46	50	8		1.834
Dieldrin	6.31	6.31	6.45	48	50	4		1.912
4,4' -DDE	5.98	5.97	6.11	46	50	8		1.740
Endrin	6.58	6.58	6.72	47	50	6		1.662
Endosulfan II	6.85	6.86	7.00	45	50	10		1.545
4,4' -DDD	6.65	6.65	6.79	49	50	2		1.314
Endosulfan Sulfate	7.86	7.86	8.00	49	50	2		1.143
4,4' -DDT	6.99	6.99	7.13	51	50	2		1.469
Methoxychlor	7.59	7.58	7.72	45	50	10		0.863
Endrin ketone	8.18	8.18	8.32	50	50	0		1.616
Endrin Aldehyde	7.36	7.36	7.50	51	50	2		1.131
alpha-Chlordane	5.90	5.89	6.03	47	50	6		1.938
gamma-Chlordane	5.76	5.75	5.89	47	50	6		2.003
Decachlorobiphenyl	9.23	9.19	9.39	78	80	3		1.233
Tetrachloro-m-xylene	3.39	3.40	3.50	80	80	0		1.659

QC LIMITS:
%D must be less than or equal to 20% (*) Criteria exceeded. CF=Calibration/Response Factor

FORM VII PEST

7D
PESTICIDE CALIBRATION VERIFICATION SUMMARY
Primary

Lab Name: Phoenix Environmental Client: NETC

Lab Code: Phoenix Case No.: SAS No.: SDG No.: GCE61964

GC Col B: Rtx-440 ID: 0.32 (mm) Init. Calib. Date(s): 11/15/19 11/15/19

EPA Sample No.(PIBLK): Date Analyzed:

LAB Sample ID (PIBLK): Time Analyzed:

EPA Sample No.(PEM): mix 4;50h Date Analyzed: 11/18/19

LAB Sample ID (PEM): mix 4;50h - N18B020 Time Analyzed: 15:24

Instrument: ECD35 File: N18B020

COMPOUND	RT	RT WINDOW FROM	RT WINDOW TO	RAW AMOUNT ppb	NOM AMOUNT ppb	% D		CF
alpha-BHC	4.35	4.31	4.41	52	50	4		2.127
beta-BHC	4.90	4.86	4.96	54	50	8		0.730
delta-BHC	5.15	5.12	5.22	49	50	2		2.001
gamma-BHC (Lindane)	4.69	4.66	4.76	53	50	6		2.009
Heptachlor	5.33	5.29	5.39	49	50	2		2.243
Aldrin	5.71	5.67	5.77	49	50	2		2.163
Heptachlor Epoxide	6.22	6.17	6.31	47	50	6		1.996
Endosulfan I	6.71	6.65	6.79	47	50	6		1.872
Dieldrin	7.08	7.03	7.17	49	50	2		1.867
4,4' -DDE	6.93	6.87	7.01	48	50	4		1.735
Endrin	7.38	7.33	7.47	47	50	6		1.700
Endosulfan II	7.67	7.62	7.76	45	50	10		1.648
4,4' -DDD	7.62	7.56	7.70	47	50	6		1.212
Endosulfan Sulfate	8.15	8.09	8.23	50	50	0		1.247
4,4' -DDT	8.03	7.97	8.11	47	50	6		1.422
Methoxychlor	8.65	8.59	8.73	47	50	6		0.739
Endrin ketone	8.71	8.66	8.80	50	50	0		1.584
Endrin Aldehyde	7.84	7.79	7.93	49	50	2		1.170
alpha-Chlordane	6.66	6.60	6.74	49	50	2		1.887
gamma-Chlordane	6.55	6.50	6.64	48	50	4		1.968
Decachlorobiphenyl	10.27	10.19	10.39	80	80	0		1.562
Tetrachloro-m-xylene	3.88	3.84	3.94	81	80	1		1.378

QC LIMITS:
%D must be less than or equal to 20% (*) Criteria exceeded. CF=Calibration/Response Factor

FORM VII PEST

Client Id: Continuing Calibration

Software Version: 4.1<1L22>
Date: 11/19/2019 07:41 AM
Sample Name : mix 4;50h
Data File : E:\TC2019\ECD35\11-NOV\N18A020.RAW Date: 11/18/2019 03:24 PM
Sequence File: E:\TC2019\ECD35\11-NOV\PEST.SEQ Cycle: 583 Channel : A
Instrument : AUTO_ECD35 Rack/Vial: 0/17 Operator:
Sample Amount : 1.0000 Dilution Factor : 1.00

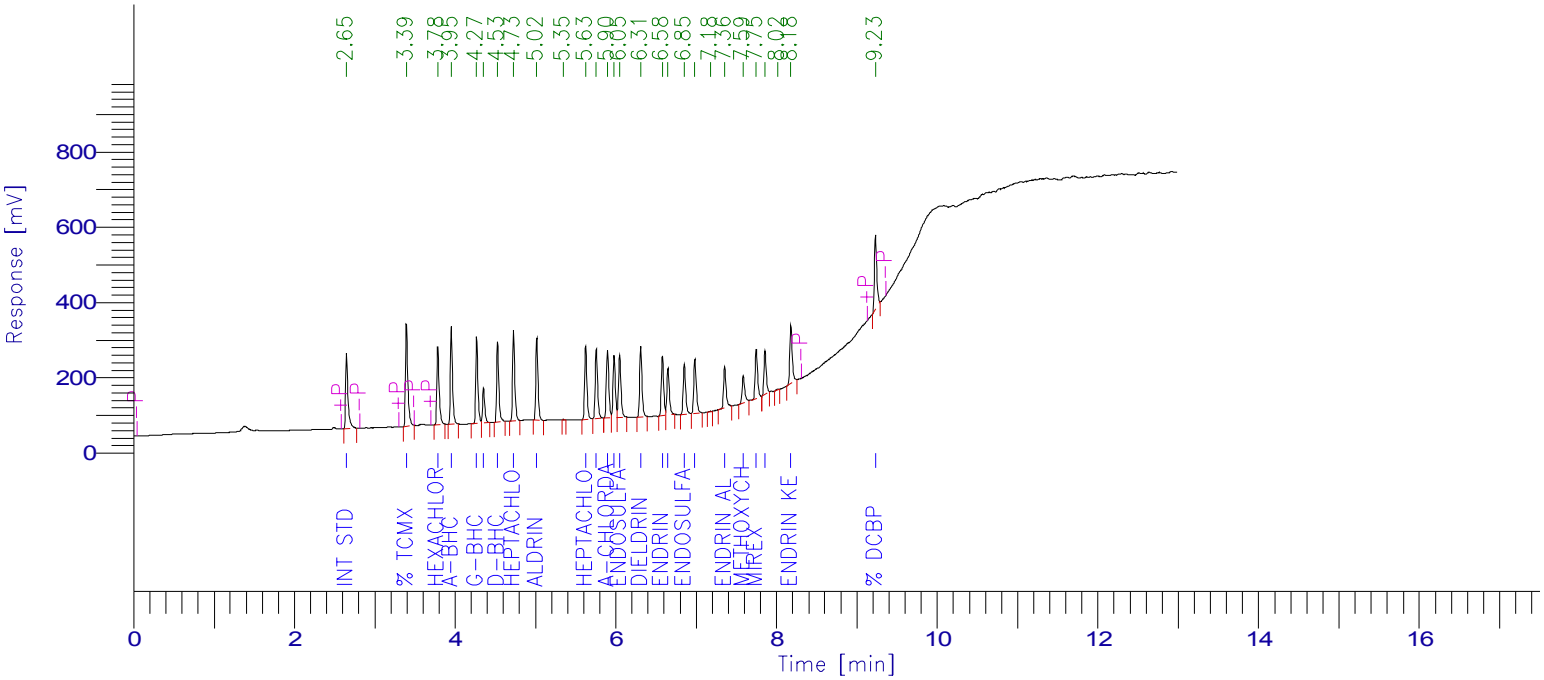

PESTICIDE REPORT

Peak #	Time [min]	Component Name	Raw Amount	Surrogate Recovery TCMX & DCBP	Multiplier	Adjusted Amount for Labowrks	Area [µV·s]
1	2.649	Int Std	100.0000	250.0000	1.0000	100.0000	419196.18
2	3.394	% TCMX	80.1389	200.3473	1.0000	80.1389	557163.91
3	3.784	Hexachlorobenzene	40.9740	102.4351	1.0000	40.9740	419356.84
4	3.953	a-BHC	49.1657	122.9142	1.0000	49.1657	479209.06
5	4.268	g-BHC	47.2367	118.0919	1.0000	47.2367	433386.34
6	4.354	b-BHC	50.1841	125.4602	1.0000	50.1841	175798.83
7	4.529	d-BHC	50.2096	125.5240	1.0000	50.2096	402702.68
8	4.729	Heptachlor	46.5227	116.3067	1.0000	46.5227	454466.31
9	5.017	Aldrin	46.0588	115.1469	1.0000	46.0588	416696.36
11	5.625	Heptachlor epoxide	47.1070	117.7676	1.0000	47.1070	394939.53
12	5.758	g-Chlordane	47.0257	117.5643	1.0000	47.0257	394903.83
13	5.896	a-Chlordane	46.5961	116.4903	1.0000	46.5961	378566.57
14	5.978	4,4'-DDE	45.7282	114.3204	1.0000	45.7282	333582.25
15	6.048	Endosulfan I	46.2734	115.6835	1.0000	46.2734	355722.34
16	6.311	Dieldrin	47.6703	119.1756	1.0000	47.6703	382021.41
17	6.579	Endrin	47.1223	117.8056	1.0000	47.1223	328344.52
18	6.649	4,4'-DDD	49.3934	123.4834	1.0000	49.3934	272062.95
19	6.853	Endosulfan II	44.7250	111.8126	1.0000	44.7250	289590.28
20	6.985	4,4'-DDT	51.0862	127.7154	1.0000	51.0862	314600.41
22	7.355	Endrin aldehyde	51.0189	127.5472	1.0000	51.0189	241886.48
23	7.585	Methoxychlor	45.0958	112.7394	1.0000	45.0958	163181.88
24	7.747	Mirex	47.9920	119.9801	1.0000	47.9920	280833.42
25	7.856	Endosulfan sulfate	48.8529	122.1323	1.0000	48.8529	234146.06
27	8.177	Endrin Ketone	49.6154	124.0386	1.0000	49.6154	336100.80
28	9.232	% DCBP	78.3187	195.7967	1.0000	78.3187	404692.13
				3260.2792	25.0000	1304.1117	8863151.37

Client Id: Continuing Calibration

Software Version: 4.1<1L22>
Date: 11/19/2019 07:43 AM
Sample Name : mix 4;50h
Data File : E:\TC2019\ECD35\11-NOV\N18B020.RAW Date: 11/18/2019 03:24 PM
Sequence File: E:\TC2019\ECD35\11-NOV\PEST.SEQ Cycle: 583 Channel : B
Instrument : AUTO_ECD35 Rack/Vial: 0/17 Operator:
Sample Amount : 1.0000 Dilution Factor : 1.00

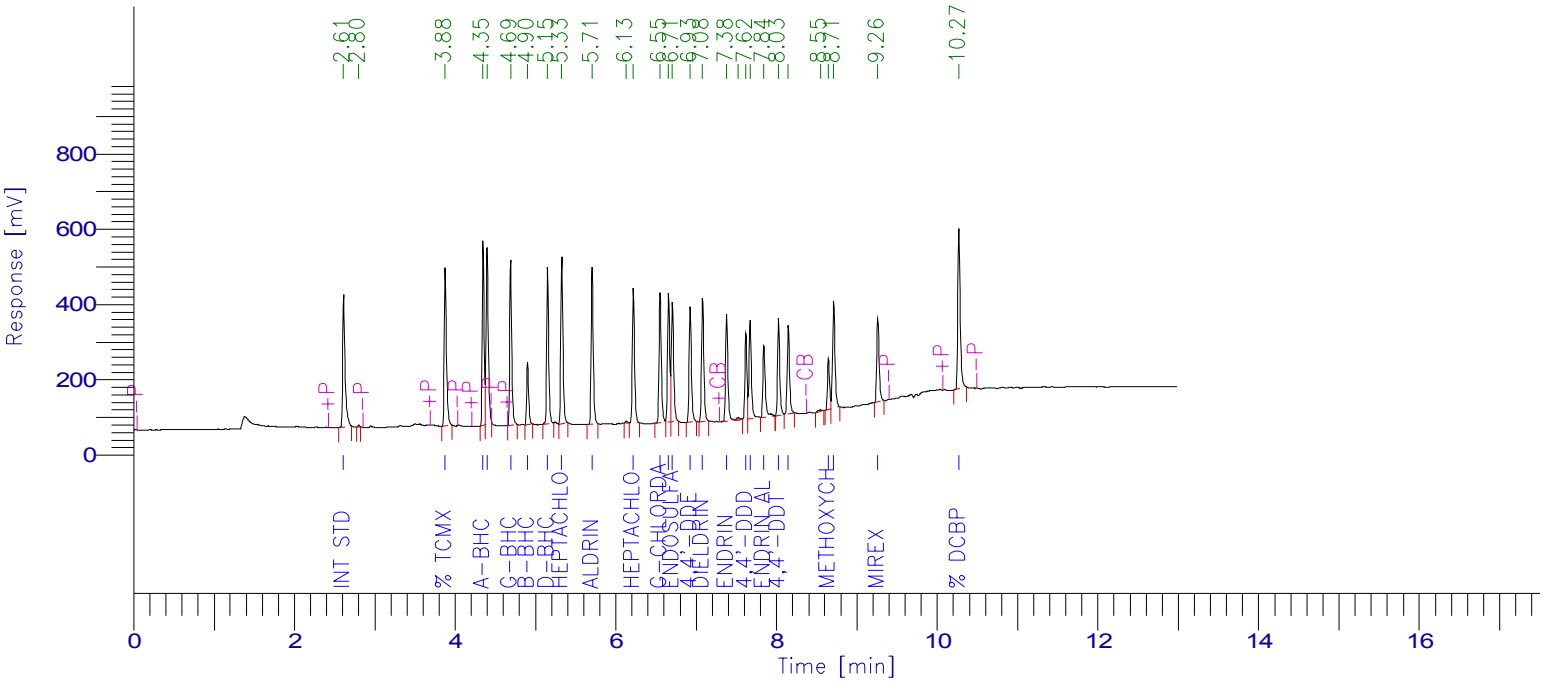

PESTICIDE REPORT

Peak #	Time [min]	Component Name	Raw Amount	Surrogate Recovery TCMX & DCBP	Multiplier	Adjusted Amount for Labowrks	Area [µV·s]
1	2.613	Int Std	100.0000	250.0000	1.0000	100.0000	724694.28
3	3.877	% TCMX	80.5711	201.4278	1.0000	80.5711	804802.33
4	4.348	a-BHC	52.0473	130.1182	1.0000	52.0473	802184.51
5	4.398	Hexachlorobenzene	41.7241	104.3102	1.0000	41.7241	908894.62
6	4.692	g-BHC	52.9854	132.4635	1.0000	52.9854	771291.70
7	4.901	b-BHC	53.9837	134.9592	1.0000	53.9837	285731.25
8	5.152	d-BHC	49.4968	123.7419	1.0000	49.4968	717636.38
9	5.328	Heptachlor	48.6683	121.6709	1.0000	48.6683	791258.39
10	5.706	Aldrin	48.9393	122.3482	1.0000	48.9393	767092.32
12	6.219	Heptachlor epoxide	47.1656	117.9140	1.0000	47.1656	682148.33
13	6.550	g-Chlordane	48.0331	120.0827	1.0000	48.0331	685182.31
14	6.656	a-Chlordane	49.1316	122.8291	1.0000	49.1316	671839.17
15	6.705	Endosulfan I	46.8436	117.1090	1.0000	46.8436	635656.73
16	6.926	4,4'-DDE	48.2778	120.6946	1.0000	48.2778	607178.10
17	7.079	Dieldrin	48.8144	122.0360	1.0000	48.8144	660507.76
18	7.379	Endrin	46.5322	116.3304	1.0000	46.5322	573327.17
20	7.618	4,4'-DDD	46.5950	116.4876	1.0000	46.5950	409360.97
21	7.670	Endosulfan II	44.6522	111.6305	1.0000	44.6522	533368.71
22	7.842	Endrin aldehyde	48.9404	122.3510	1.0000	48.9404	414835.78
23	8.026	4,4'-DDT	47.0227	117.5569	1.0000	47.0227	484745.04
24	8.145	Endosulfan sulfate	49.6806	124.2015	1.0000	49.6806	448916.07
26	8.647	Methoxychlor	46.6551	116.6378	1.0000	46.6551	249831.57
27	8.710	Endrin Ketone	50.1623	125.4058	1.0000	50.1623	575804.41
28	9.260	Mirex	48.5535	121.3836	1.0000	48.5535	432219.16
29	10.269	% DCBP	79.7367	199.3417	1.0000	79.7367	902413.13
				3313.0321	25.0000	1325.2128	15540920.19

Client Id: Chlordane Standard

Software Version: 4.1<1L22>
Date: 11/18/2019 11:50 AM
Sample Name : c300;50m
Data File : E:\TC2019\ECD35\11-NOV\N18A006.RAW Date: 11/18/2019 09:59 AM
Sequence File: E:\TC2019\ECD35\11-NOV\PEST.SEQ Cycle: 569 Channel : A
Instrument : AUTO_ECD35 Rack/Vial: 0/4 Operator:
Sample Amount : 1.0000 Dilution Factor : 1.00

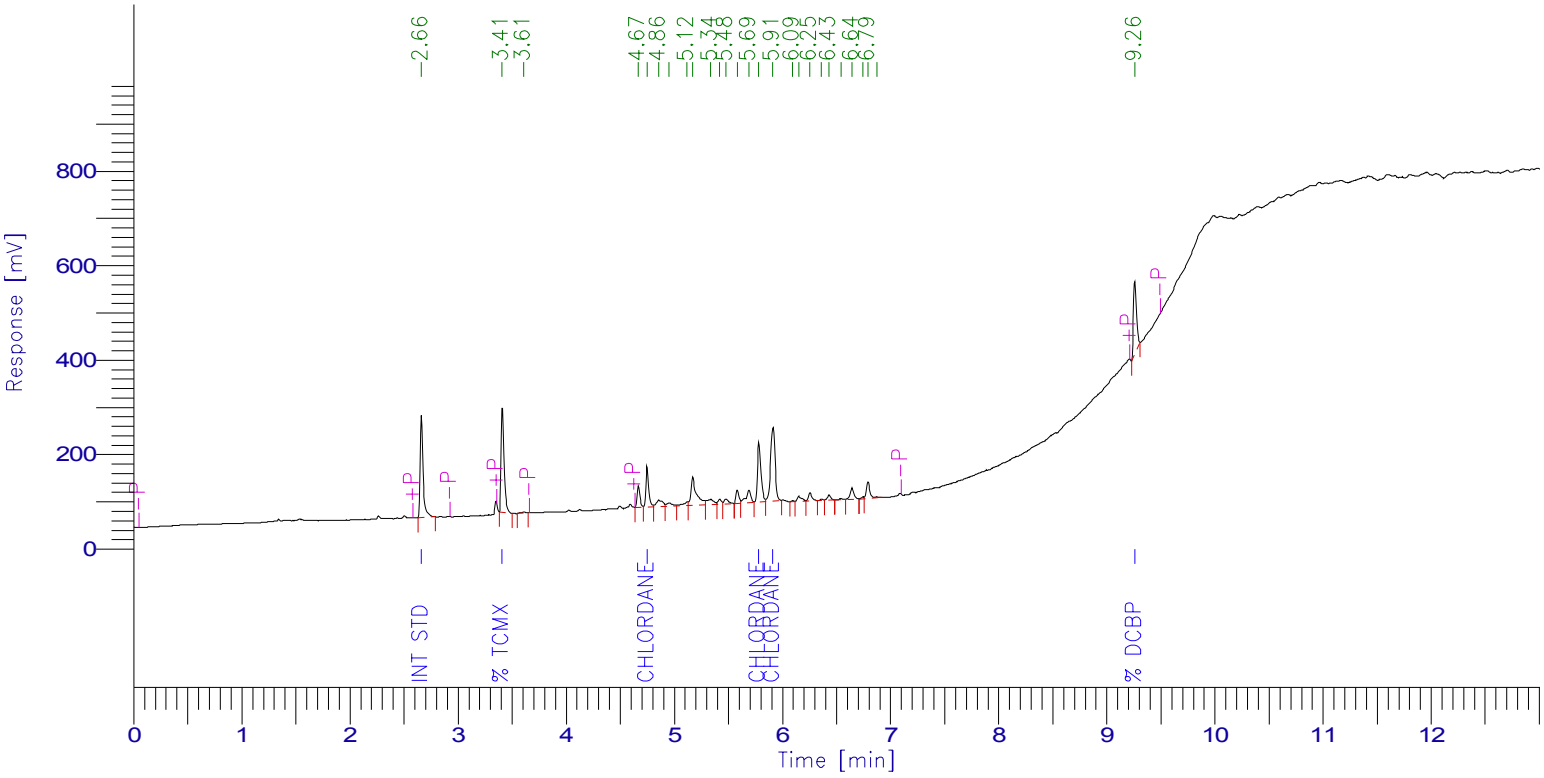

Chlordane Report

Peak #	Time [min]	Component Name	Raw Amount	Multiplier	Adjusted Amt for Labworks	Area [µV·s]
1	2.662	Int Std	100.0000	1.0000	100.0000	394818.95
2	3.411	% TCMX	61.2914	1.0000	61.2914	405972.97
5	4.748	Chlordane-1	326.7509	1.0000	326.7509	161520.49
15	5.782	Chlordane-2	299.8793	1.0000	299.8793	288563.80
16	5.913	Chlordane-3	292.2317	1.0000	292.2317	447394.85
27	9.257	% DCBP	58.3521	1.0000	58.3521	307374.27
			1138.5053	6.0000	1138.5053	2005645.32

Client Id: Chlordane Standard

Software Version: 4.1<1L22>
Date: 11/18/2019 11:52 AM
Sample Name : c300;50m
Data File : E:\TC2019\ECD35\11-NOV\N18B006.RAW Date: 11/18/2019 09:59 AM
Sequence File: E:\TC2019\ECD35\11-NOV\PEST.SEQ Cycle: 569 Channel : B
Instrument : AUTO_ECD35 Rack/Vial: 0/4 Operator:
Sample Amount : 1.0000 Dilution Factor : 1.00

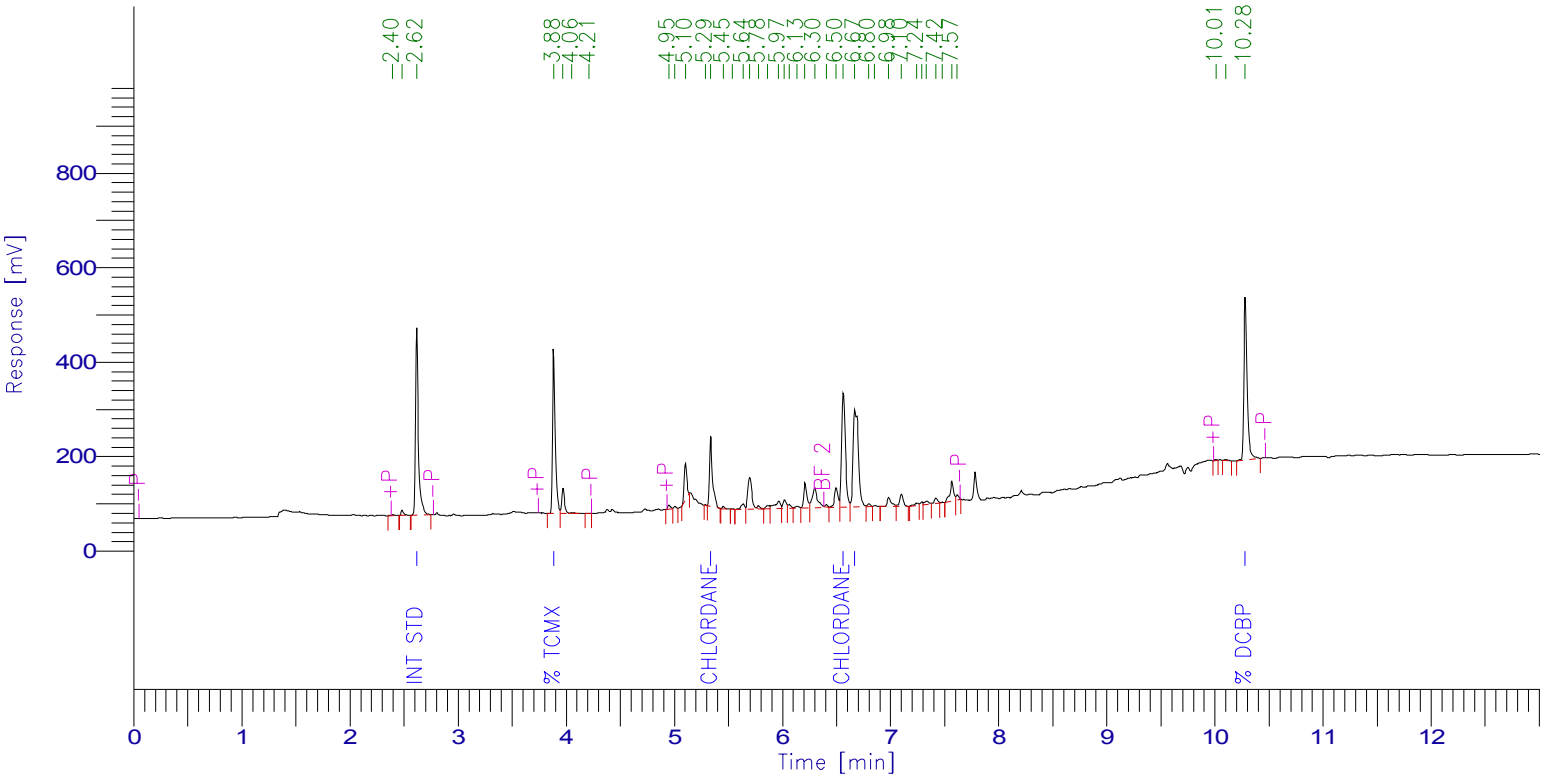

Chlordane Report

Peak #	Time [min]	Component Name	Raw Amount	Multiplier	Adjusted Amt for Labworks	Area [µV·s]
3	2.618	Int Std	100.0000	1.0000	100.0000	730502.45
4	3.884	% TCMX	60.1581	1.0000	60.1581	641055.03
12	5.336	Chlordane-1	288.3943	1.0000	288.3943	296748.40
27	6.562	Chlordane-2	282.0740	1.0000	282.0740	574865.12
28	6.668	Chlordane-3	285.6545	1.0000	285.6545	702643.78
42	10.278	% DCBP	56.5120	1.0000	56.5120	736171.43
			1072.7928	6.0000	1072.7928	3681986.21

Client Id: Toxaphene Standard

Software Version: 4.1<1L22>
Date: 11/18/2019 11:52 AM
Sample Name : t1000;49n
Data File : E:\TC2019\ECD35\11-NOV\N18A007.RAW Date: 11/18/2019 10:17 AM
Sequence File: E:\TC2019\ECD35\11-NOV\PEST.SEQ Cycle: 570 Channel : A
Instrument : AUTO_ECD35 Rack/Vial: 0/5 Operator:
Sample Amount : 1.0000 Dilution Factor : 1.00

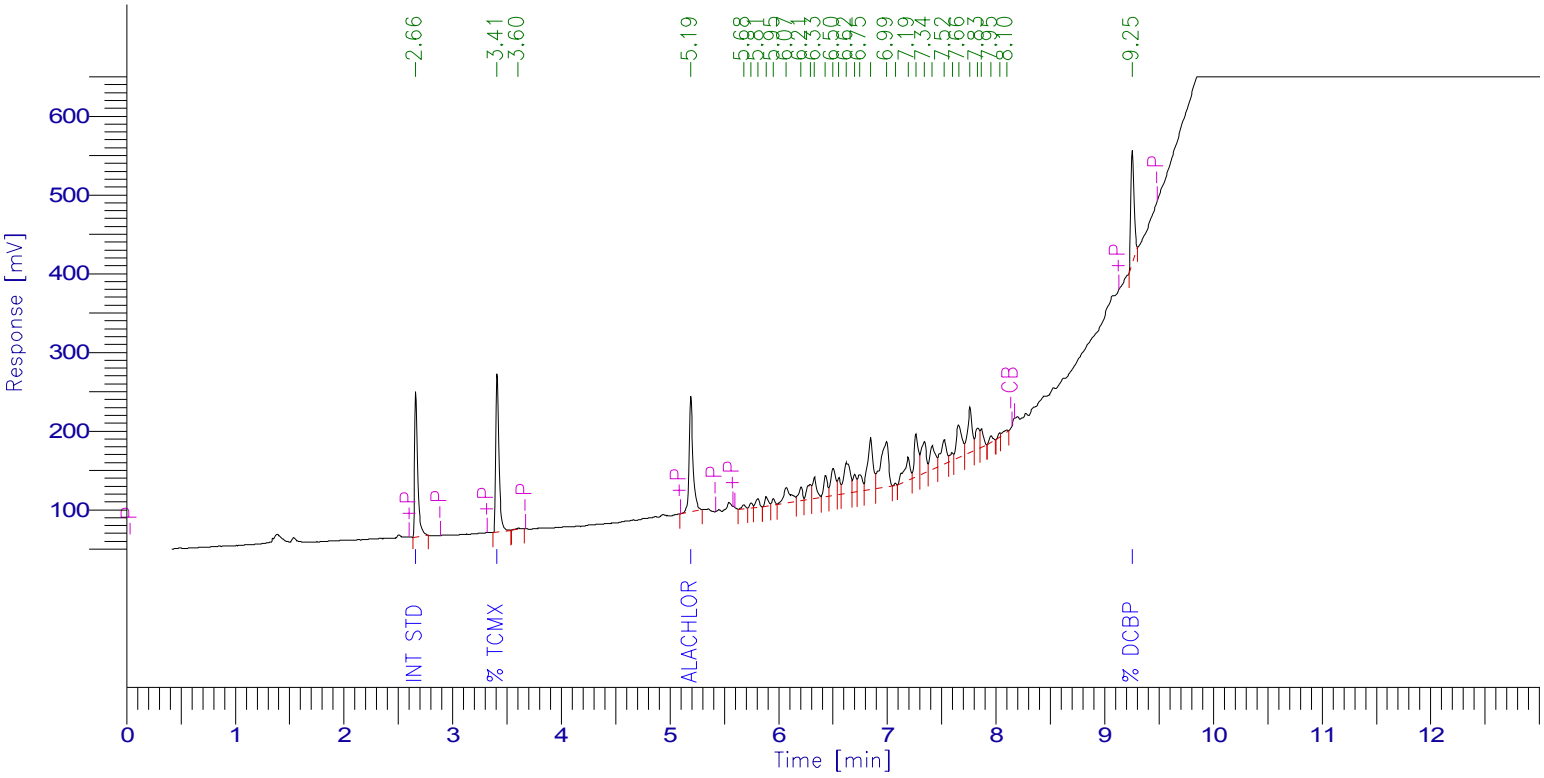

Toxaphene Timed Report

Peak #	Time [min]	Component Name	Raw Amount	Area [µV·s]
1	2.663	Int Std	100.0000	361279.48
2	3.410	% TCMX	62.0202	391935.72
4	5.191	Alachlor	27.9405	359956.67
	6.800	Toxaphene	1093.7076	2548149.73
36	9.253	% DCBP	57.5923	285116.57
			1341.2607	3946438.18

Client Id: Toxaphene Standard

Software Version: 4.1<1L22>
Date: 11/18/2019 11:53 AM
Sample Name : t1000;49n
Data File : E:\TC2019\ECD35\11-NOV\N18B007.RAW Date: 11/18/2019 10:17 AM
Sequence File: E:\TC2019\ECD35\11-NOV\PEST.SEQ Cycle: 570 Channel : B
Instrument : AUTO_ECD35 Rack/Vial: 0/5 Operator:
Sample Amount : 1.0000 Dilution Factor : 1.00

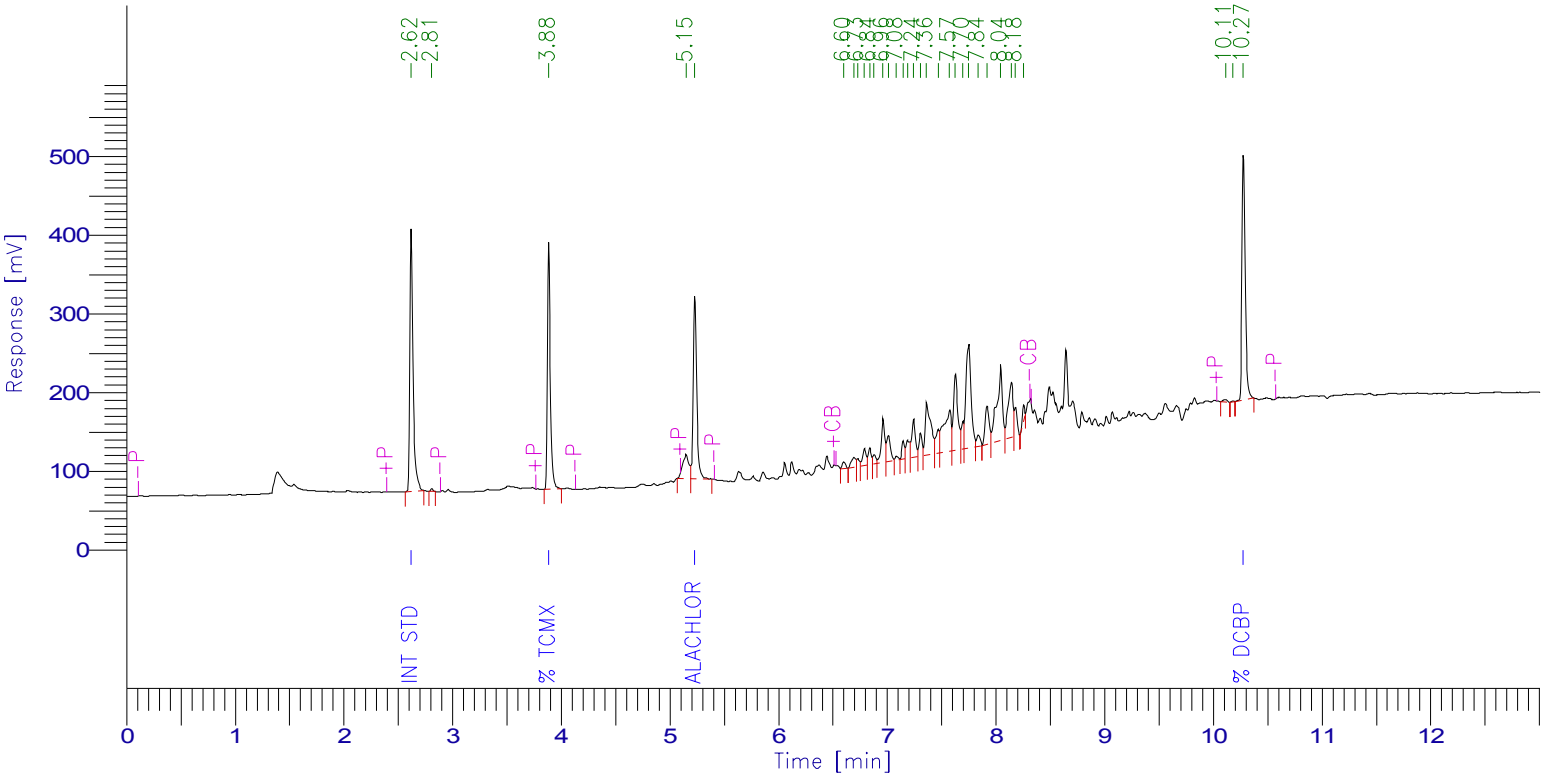

Toxaphene Timed Report

Peak #	Time [min]	Component Name	Raw Amount	Area [µV·s]
1	2.619	Int Std	100.0000	657657.69
3	3.883	% TCMX	58.1333	583141.88
5	5.228	Alachlor	24.2085	498995.06
	7.400	Toxaphene	964.0770	2869023.94
33	10.274	% DCBP	53.4173	650000.78
			1199.8362	5258819.35

1D
PESTICIDE ORGANICS ANALYSIS DATA SHEET

CLIENT SAMPLE NO.

CE61964 LCS

Lab Name: Phoenix Environmental Client: NETC

Lab Code: Phoenix Instr: ECD35 Column.: CLP 0.32 SDG No.: GCE61964

Matrix: (soil/water) SOIL Lab Sample ID: CE61964 LCS

Sample wt/vol: 15 (g/mL) g Lab File ID: N18A012

% Moisture: n.a. decanted: (Y/N) N Date Received: 11/15/19

Extraction: (SepF/Cont/ASE) 3545 Date Extracted: 11/15/19

Concentrated Extract Volume: 5000 (uL) Date Analyzed: 11/18/19

Injection Volume: 1 (ul) Dilution Factor: 2

CONCENTRATION UNITS: ug/kg

CAS NO.	COMPOUND	CF	CONC	P/C	Q	MDL	PQL
319-84-6	alpha-BHC	2.325	27.1	P		1.0	1.0
319-85-7	beta-BHC	0.836	36.1	P		1.0	1.0
319-86-8	delta-BHC	1.913	27.3	P		3.3	3.3
58-89-9	gamma-BHC (Lindane)	2.189	27.4	P		1.0	1.0
76-44-8	Heptachlor	2.330	26.6	P		3.3	3.3
309-00-2	Aldrin	2.158	25.6	P		1.0	1.0
1024-57-3	Heptachlor Epoxide	2.000	27.5	P		3.3	3.3
959-98-8	Endosulfan I	1.834	28.5	P		3.3	3.3
60-57-1	Dieldrin	1.912	28.3	P		1.0	1.0
72-55-9	4,4' -DDE	1.740	27.3	P		1.7	1.7
72-20-8	Endrin	1.662	28.8	P		3.3	3.3
33213-65-9	Endosulfan II	1.545	31.5	P		3.3	3.3
72-54-8	4,4' -DDD	1.314	30.5	P		1.7	1.7
1031-07-8	Endosulfan Sulfate	1.143	34.3	P		3.3	3.3
50-29-3	4,4' -DDT	1.469	31.0	P		1.7	1.7
72-43-5	Methoxychlor	0.863	30.7	P		3.3	3.3
53494-70-5	Endrin ketone	1.616	31.1	P		3.3	3.3
7421-93-4	Endrin Aldehyde	1.131	31.9	P		3.3	3.3
8001-35-2	Toxaphene	NA	130	P	U	130	130
5103-71-9	alpha-Chlordane	1.938	27.7	P		3.3	3.3
5103-74-2	gamma-Chlordane	2.003	27.7	P		3.3	3.3
57-74-9	Chlordane	NA	27.7	P		33	33
2051-24-3	Decachlorobiphenyl	1.233	89	P		%	%
877-09-8	Tetrachloro-m-xylene	1.659	79	P		%	%

319-84-6 Sample Result Calc: ((40.6056raw * 2df * 5fv) / (15wt-vol) = 27.1
319-84-6 Sample PQL Calc: (1.5raw * 2df * 5fv) / (15wt-vol) = 1.0

Both channels need to have the compound detected for a concentration to be reported on either channel.
U1=Due to matrix interference and/or the presence of a large amount of non-target material, the reporting level for this compound has been elevated.
U2=The presence of this compound was not confirmed by the analyst based on the characteristic pattern matching of multi-component parameters, retention time, and/or peak shape.

P/C: P=Primary Result C=Confirmation Result X=Not Used CF=Calculated Calibration/Response Factor MC=Multi-Component

1D
PESTICIDE ORGANICS ANALYSIS DATA SHEET

CLIENT SAMPLE NO.

CE61964 LCS

Lab Name: Phoenix Environmental Client: NETC

Lab Code: Phoenix Instr: ECD35 Column.: Rtx-440 0.32 SDG No.: GCE61964

Matrix: (soil/water) SOIL Lab Sample ID: CE61964 LCS

Sample wt/vol: 15 (g/mL) g Lab File ID: N18B012

% Moisture: n.a. decanted: (Y/N) N Date Received: 11/15/19

Extraction: (SepF/Cont/ASE) 3545 Date Extracted: 11/15/19

Concentrated Extract Volume: 5000 (uL) Date Analyzed: 11/18/19

Injection Volume: 1 (ul) Dilution Factor: 2

CONCENTRATION UNITS: ug/kg

CAS NO.	COMPOUND	CF	CONC	P/C	Q	MDL	PQL
319-84-6	alpha-BHC	2.127	27.3	C		1.0	1.0
319-85-7	beta-BHC	0.730	37.7	C		1.0	1.0
319-86-8	delta-BHC	2.001	27.5	C		3.3	3.3
58-89-9	gamma-BHC (Lindane)	2.009	29.4	C		1.0	1.0
76-44-8	Heptachlor	2.243	26.6	C		3.3	3.3
309-00-2	Aldrin	2.163	25.9	C		1.0	1.0
1024-57-3	Heptachlor Epoxide	1.996	26.3	C		3.3	3.3
959-98-8	Endosulfan I	1.872	27.8	C		3.3	3.3
60-57-1	Dieldrin	1.867	28.1	C		1.0	1.0
72-55-9	4,4' -DDE	1.735	27.6	C		1.7	1.7
72-20-8	Endrin	1.700	27.9	C		3.3	3.3
33213-65-9	Endosulfan II	1.648	30.4	C		3.3	3.3
72-54-8	4,4' -DDD	1.212	28.8	C		1.7	1.7
1031-07-8	Endosulfan Sulfate	1.247	32.4	C		3.3	3.3
50-29-3	4,4' -DDT	1.422	25.7	C		1.7	1.7
72-43-5	Methoxychlor	0.739	30.4	C		3.3	3.3
53494-70-5	Endrin ketone	1.584	31.1	C		3.3	3.3
7421-93-4	Endrin Aldehyde	1.170	27.8	C		3.3	3.3
8001-35-2	Toxaphene	NA	130	C	U	130	130
5103-71-9	alpha-Chlordane	1.887	28.5	C		3.3	3.3
5103-74-2	gamma-Chlordane	1.968	27.8	C		3.3	3.3
57-74-9	Chlordane	NA	27.8	C		33	33
2051-24-3	Decachlorobiphenyl	1.562	87	C		%	%
877-09-8	Tetrachloro-m-xylene	1.378	80	C		%	%

319-84-6 Sample Result Calc: ((40.9843raw * 2df * 5fv) / (15wt-vol) = 27.3
319-84-6 Sample PQL Calc: (1.5raw * 2df * 5fv) / (15wt-vol) = 1.0

Both channels need to have the compound detected for a concentration to be reported on either channel.
U1=Due to matrix interference and/or the presence of a large amount of non-target material, the reporting level for this compound has been elevated.
U2=The presence of this compound was not confirmed by the analyst based on the characteristic pattern matching of multi-component parameters, retention time, and/or peak shape.

P/C: P=Primary Result C=Confirmation Result X=Not Used CF=Calculated Calibration/Response Factor MC=Multi-Component

10A
PESTICIDES CONFIRMATION SUMMARY FOR
SINGLE COMPONENT ANALYTES

CLIENT SAMPLE NO

COMP-1 LCS

Lab Name: Phoenix Environmental Labs Client: NETC

Lab Code: Phoenix Lab File ID: N18A012 | N18B012 SDG No.: GCE61964

Lab SampleID: CE61964 Instrument ID: ECD35 Date Analyzed: 11/18/19 11:48

GC Column(A): CLP ID: 0.32 (mm) GC Column(B): Rtx-440 ID: 0.32 (mm)

ANALYTE	COL	RT	RT WINDOW FROM	RT WINDOW TO	CALCULATED CONC	CF	%RPD	*
alpha-BHC	A	3.97	3.96	4.06	27.1	2.325	0.7	
	B	4.35	4.31	4.41	27.3	2.127		
beta-BHC	A	4.37	4.36	4.46	36.1	0.836	4.3	
	B	4.91	4.86	4.96	37.7	0.730		
delta-BHC	A	4.54	4.54	4.64	27.3	1.913	0.7	
	B	5.16	5.12	5.22	27.5	2.001		
gamma-BHC (Lindane)	A	4.28	4.27	4.37	27.4	2.189	7.0	
	B	4.70	4.66	4.76	29.4	2.009		
Heptachlor	A	4.74	4.74	4.84	26.6	2.330	0.0	
	B	5.33	5.29	5.39	26.6	2.243		
Aldrin	A	5.03	5.03	5.13	25.6	2.158	1.2	
	B	5.71	5.67	5.77	25.9	2.163		
Heptachlor Epoxide	A	5.64	5.62	5.76	27.5	2.000	4.5	
	B	6.22	6.17	6.31	26.3	1.996		
Endosulfan I	A	6.06	6.05	6.19	28.5	1.834	2.5	
	B	6.71	6.65	6.79	27.8	1.872		
Dieldrin	A	6.33	6.31	6.45	28.3	1.912	0.7	
	B	7.08	7.03	7.17	28.1	1.867		
4,4' -DDE	A	5.99	5.97	6.11	27.3	1.740	1.1	
	B	6.93	6.87	7.01	27.6	1.735		
Endrin	A	6.60	6.58	6.72	28.8	1.662	3.2	
	B	7.39	7.33	7.47	27.9	1.700		
Endosulfan II	A	6.87	6.86	7.00	31.5	1.545	3.6	
	B	7.68	7.62	7.76	30.4	1.648		
4,4' -DDD	A	6.67	6.65	6.79	30.5	1.314	5.7	
	B	7.63	7.56	7.70	28.8	1.212		
Endosulfan Sulfate	A	7.88	7.86	8.00	34.3	1.143	5.7	
	B	8.15	8.09	8.23	32.4	1.247		
4,4' -DDT	A	7.00	6.99	7.13	31.0	1.469	18.7	
	B	8.03	7.97	8.11	25.7	1.422		
Methoxychlor	A	7.60	7.58	7.72	30.7	0.863	1.0	
	B	8.66	8.59	8.73	30.4	0.739		
Endrin ketone	A	8.20	8.18	8.32	31.1	1.616	0.0	
	B	8.72	8.66	8.80	31.1	1.584		
Endrin Aldehyde	A	7.37	7.36	7.50	31.9	1.131	13.7	
	B	7.85	7.79	7.93	27.8	1.170		
alpha-Chlordane	A	5.91	5.89	6.03	27.7	1.938	2.8	
	B	6.66	6.60	6.74	28.5	1.887		
gamma-Chlordane	A	5.77	5.75	5.89	27.7	2.003	0.4	
	B	6.56	6.50	6.64	27.8	1.968		

%RPD must be less than or equal to 40% (*) Criteria exceeded.
NC - (No Criteria) %RPD is not calculated when either result is less than 2 times the reporting level.
CF = Calculated Calibration/Response Factor

FORM 10A

Client Id: QC Laboratory Control Sample (LCS) CE61964

Software Version: 4.1<1L22>
Date: 11/18/2019 12:34 PM
Sample Name : lcs 61964 2x c
Data File : E:\TC2019\ECD35\11-NOV\N18A012.RAW Date: 11/18/2019 11:48 AM
Sequence File: E:\TC2019\ECD35\11-NOV\PEST.SEQ Cycle: 575 Channel : A
Instrument : AUTO_ECD35 Rack/Vial: 0/10 Operator:
Sample Amount : 1.0000 Dilution Factor : 1.00

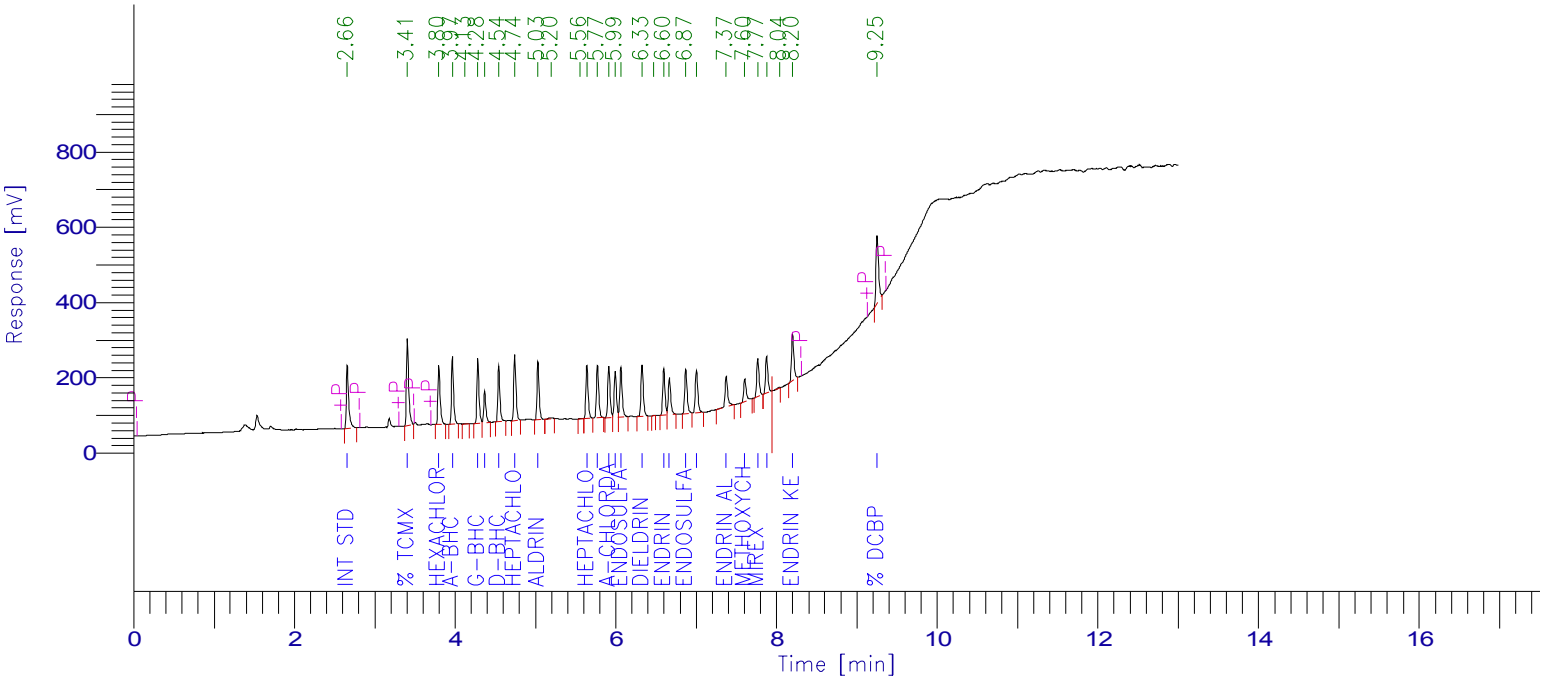

PESTICIDE REPORT

Peak #	Time [min]	Component Name	Raw Amount	Surrogate Recovery TCMX & DCBP	Multiplier	Adjusted Amount for Labowrks	Area [µV·s]
1	2.658	Int Std	100.0000	250.0000	1.0000	100.0000	343361.01
2	3.407	% TCMX	79.4112	198.5280	1.0000	79.4112	452225.44
3	3.798	Hexachlorobenzene	36.4866	91.2164	1.0000	36.4866	305873.49
4	3.967	a-BHC	40.6056	101.5141	1.0000	40.6056	324177.56
6	4.282	g-BHC	41.0986	102.7466	1.0000	41.0986	308856.14
7	4.368	b-BHC	54.1338	135.3345	1.0000	54.1338	155328.93
8	4.544	d-BHC	40.9574	102.3935	1.0000	40.9574	269069.05
9	4.743	Heptachlor	39.9129	99.7823	1.0000	39.9129	319362.72
10	5.031	Aldrin	38.3258	95.8146	1.0000	38.3258	284009.45
13	5.640	Heptachlor epoxide	41.1930	102.9826	1.0000	41.1930	282880.13
14	5.773	g-Chlordane	41.5822	103.9556	1.0000	41.5822	286020.56
15	5.912	a-Chlordane	41.5386	103.8465	1.0000	41.5386	276425.54
16	5.992	4,4'-DDE	40.9951	102.4876	1.0000	40.9951	244953.87
17	6.063	Endosulfan I	42.7279	106.8197	1.0000	42.7279	269044.93
18	6.327	Dieldrin	42.4113	106.0282	1.0000	42.4113	278391.04
20	6.596	Endrin	43.2451	108.1128	1.0000	43.2451	246816.57
21	6.667	4,4'-DDD	45.7023	114.2557	1.0000	45.7023	206192.21
22	6.871	Endosulfan II	47.2499	118.1248	1.0000	47.2499	250592.40
23	7.003	4,4'-DDT	46.4457	116.1142	1.0000	46.4457	234279.89
24	7.374	Endrin aldehyde	47.8391	119.5978	1.0000	47.8391	185779.47
25	7.603	Methoxychlor	45.9770	114.9425	1.0000	45.9770	136273.22
26	7.766	Mirex	44.1456	110.3640	1.0000	44.1456	211592.78
27	7.876	Endosulfan sulfate	51.4030	128.5074	1.0000	51.4030	201798.58
29	8.198	Endrin Ketone	46.6636	116.6590	1.0000	46.6636	258919.43
30	9.251	% DCBP	89.3550	223.3874	1.0000	89.3550	378191.49
				3073.5159	25.0000	1229.4063	6710415.91

Client Id: QC Laboratory Control Sample (LCS) CE61964

Software Version: 4.1<1L22>
Date: 11/18/2019 12:34 PM
Sample Name : lcs 61964 2x c
Data File : E:\TC2019\ECD35\11-NOV\N18B012.RAW Date: 11/18/2019 11:48 AM
Sequence File: E:\TC2019\ECD35\11-NOV\PEST.SEQ Cycle: 575 Channel : B
Instrument : AUTO_ECD35 Rack/Vial: 0/10 Operator:
Sample Amount : 1.0000 Dilution Factor : 1.00

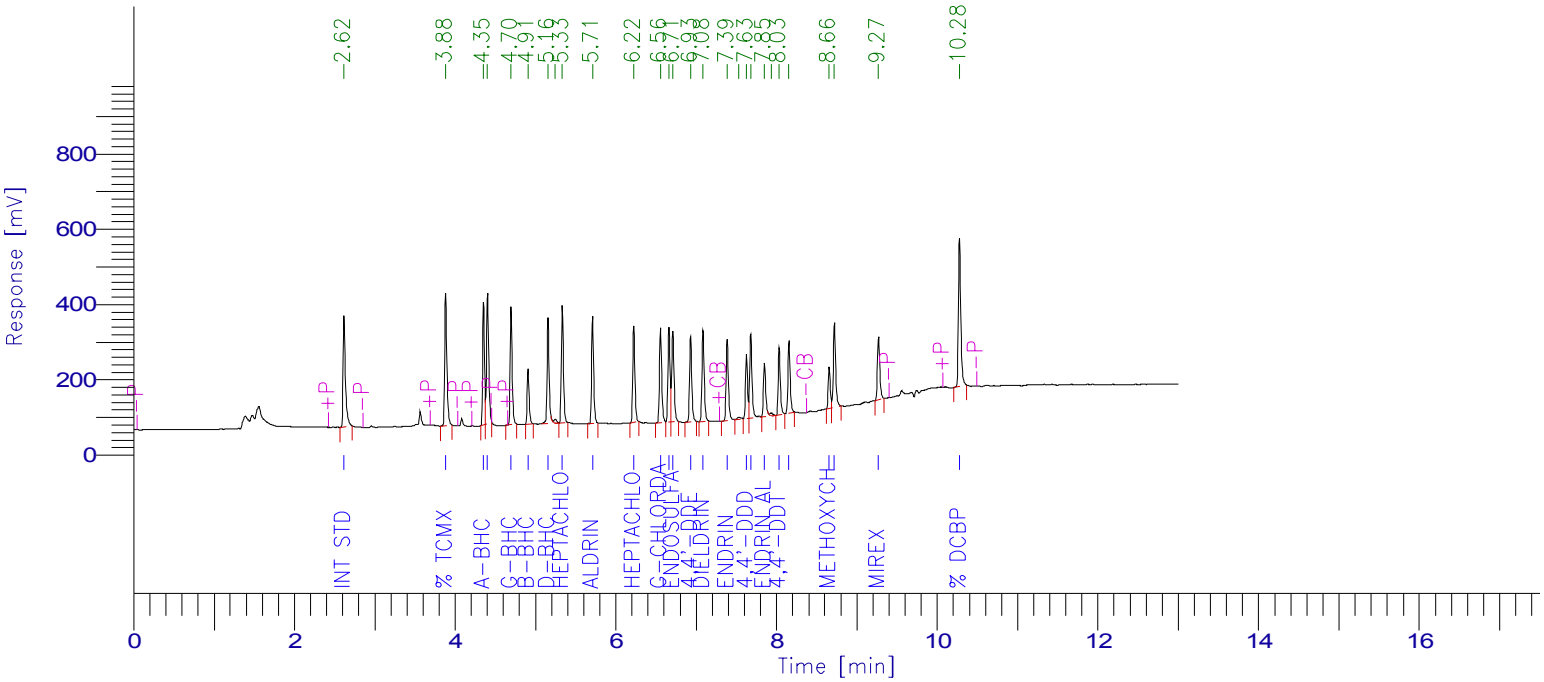

PESTICIDE REPORT

Peak #	Time [min]	Component Name	Raw Amount	Surrogate Recovery TCMX & DCBP	Multiplier	Adjusted Amount for Labowrks	Area [µV·s]
1	2.617	Int Std	100.0000	250.0000	1.0000	100.0000	607943.63
2	3.882	% TCMX	79.8302	199.5754	1.0000	79.8302	668937.23
3	4.354	a-BHC	40.9843	102.4608	1.0000	40.9843	529910.31
4	4.404	Hexachlorobenzene	35.4766	88.6915	1.0000	35.4766	648301.56
5	4.698	g-BHC	44.1287	110.3217	1.0000	44.1287	538879.85
6	4.907	b-BHC	56.5671	141.4177	1.0000	56.5671	251169.82
7	5.157	d-BHC	41.2483	103.1207	1.0000	41.2483	501697.46
9	5.334	Heptachlor	39.9238	99.8095	1.0000	39.9238	544517.75
10	5.711	Aldrin	38.8085	97.0213	1.0000	38.8085	510299.99
11	6.224	Heptachlor epoxide	39.4565	98.6413	1.0000	39.4565	478718.74
12	6.555	g-Chlordane	41.6994	104.2485	1.0000	41.6994	499003.95
13	6.661	a-Chlordane	42.8000	107.0001	1.0000	42.8000	490972.06
14	6.710	Endosulfan I	41.6691	104.1727	1.0000	41.6691	474345.46
15	6.931	4,4'-DDE	41.4575	103.6438	1.0000	41.4575	437401.33
16	7.084	Dieldrin	42.1586	105.3965	1.0000	42.1586	478547.11
17	7.386	Endrin	41.8074	104.5185	1.0000	41.8074	432126.41
19	7.625	4,4'-DDD	43.2363	108.0907	1.0000	43.2363	318657.30
20	7.678	Endosulfan II	45.5954	113.9885	1.0000	45.5954	456892.76
21	7.849	Endrin aldehyde	41.7036	104.2591	1.0000	41.7036	296545.42
23	8.033	4,4'-DDT	38.5065	96.2663	1.0000	38.5065	333002.95
24	8.154	Endosulfan sulfate	48.6124	121.5309	1.0000	48.6124	368496.56
25	8.655	Methoxychlor	45.6234	114.0585	1.0000	45.6234	204948.23
26	8.719	Endrin Ketone	46.6390	116.5976	1.0000	46.6390	449112.77
27	9.268	Mirex	43.7877	109.4692	1.0000	43.7877	326997.42
28	10.276	% DCBP	86.5393	216.3483	1.0000	86.5393	821616.38
				3020.6490	25.0000	1208.2596	11669042.46

1D
PESTICIDE ORGANICS ANALYSIS DATA SHEET

CLIENT SAMPLE NO.

CE61964 LCSD

Lab Name: Phoenix Environmental Client: NETC

Lab Code: Phoenix Instr: ECD35 Column.: CLP 0.32 SDG No.: GCE61964

Matrix: (soil/water) SOIL Lab Sample ID: CE61964 LCSD

Sample wt/vol: 15 (g/mL) g Lab File ID: N18A015

% Moisture: n.a. decanted: (Y/N) N Date Received: 11/15/19

Extraction: (SepF/Cont/ASE) 3545 Date Extracted: 11/15/19

Concentrated Extract Volume: 5000 (uL) Date Analyzed: 11/18/19

Injection Volume: 1 (ul) Dilution Factor: 2

CONCENTRATION UNITS: ug/kg

CAS NO.	COMPOUND	CF	CONC	P/C	Q	MDL	PQL
319-84-6	alpha-BHC	2.325	25.9	P		1.0	1.0
319-85-7	beta-BHC	0.836	34.2	P		1.0	1.0
319-86-8	delta-BHC	1.913	26.2	P		3.3	3.3
58-89-9	gamma-BHC (Lindane)	2.189	26.0	P		1.0	1.0
76-44-8	Heptachlor	2.330	25.3	P		3.3	3.3
309-00-2	Aldrin	2.158	24.2	P		1.0	1.0
1024-57-3	Heptachlor Epoxide	2.000	26.0	P		3.3	3.3
959-98-8	Endosulfan I	1.834	26.6	P		3.3	3.3
60-57-1	Dieldrin	1.912	26.5	P		1.0	1.0
72-55-9	4,4' -DDE	1.740	25.7	P		1.7	1.7
72-20-8	Endrin	1.662	26.9	P		3.3	3.3
33213-65-9	Endosulfan II	1.545	29.1	P		3.3	3.3
72-54-8	4,4' -DDD	1.314	28.1	P		1.7	1.7
1031-07-8	Endosulfan Sulfate	1.143	31.4	P		3.3	3.3
50-29-3	4,4' -DDT	1.469	28.6	P		1.7	1.7
72-43-5	Methoxychlor	0.863	27.9	P		3.3	3.3
53494-70-5	Endrin ketone	1.616	28.1	P		3.3	3.3
7421-93-4	Endrin Aldehyde	1.131	27.9	P		3.3	3.3
8001-35-2	Toxaphene	NA	130	P	U	130	130
5103-71-9	alpha-Chlordane	1.938	26.2	P		3.3	3.3
5103-74-2	gamma-Chlordane	2.003	26.5	P		3.3	3.3
57-74-9	Chlordane	NA	26.5	P		33	33
2051-24-3	Decachlorobiphenyl	1.233	81	P		%	%
877-09-8	Tetrachloro-m-xylene	1.659	75	P		%	%

319-84-6 Sample Result Calc: ((38.9227raw * 2df * 5fv) / (15wt-vol) = 25.9

319-84-6 Sample PQL Calc: (1.5raw * 2df * 5fv) / (15wt-vol) = 1.0

Both channels need to have the compound detected for a concentration to be reported on either channel.

U1=Due to matrix interference and/or the presence of a large amount of non-target material, the reporting level for this compound has been elevated.

U2=The presence of this compound was not confirmed by the analyst based on the characteristic pattern matching of multi-component parameters, retention time, and/or peak shape.

P/C: P=Primary Result C=Confirmation Result X=Not Used CF=Calculated Calibration/Response Factor MC=Multi-Component

1D
PESTICIDE ORGANICS ANALYSIS DATA SHEET

CLIENT SAMPLE NO.

CE61964 LCSD

Lab Name: Phoenix Environmental Client: NETC

Lab Code: Phoenix Instr: ECD35 Column.: Rtx-440 0.32 SDG No.: GCE61964

Matrix: (soil/water) SOIL Lab Sample ID: CE61964 LCSD

Sample wt/vol: 15 (g/mL) g Lab File ID: N18B015

% Moisture: n.a. decanted: (Y/N) N Date Received: 11/15/19

Extraction: (SepF/Cont/ASE) 3545 Date Extracted: 11/15/19

Concentrated Extract Volume: 5000 (uL) Date Analyzed: 11/18/19

Injection Volume: 1 (ul) Dilution Factor: 2

CONCENTRATION UNITS: ug/kg

CAS NO.	COMPOUND	CF	CONC	P/C	Q	MDL	PQL
319-84-6	alpha-BHC	2.127	27.2	C		1.0	1.0
319-85-7	beta-BHC	0.730	36.2	C		1.0	1.0
319-86-8	delta-BHC	2.001	26.1	C		3.3	3.3
58-89-9	gamma-BHC (Lindane)	2.009	28.4	C		1.0	1.0
76-44-8	Heptachlor	2.243	25.5	C		3.3	3.3
309-00-2	Aldrin	2.163	24.6	C		1.0	1.0
1024-57-3	Heptachlor Epoxide	1.996	25.1	C		3.3	3.3
959-98-8	Endosulfan I	1.872	27.0	C		3.3	3.3
60-57-1	Dieldrin	1.867	26.5	C		1.0	1.0
72-55-9	4,4' -DDE	1.735	26.3	C		1.7	1.7
72-20-8	Endrin	1.700	26.1	C		3.3	3.3
33213-65-9	Endosulfan II	1.648	28.6	C		3.3	3.3
72-54-8	4,4' -DDD	1.212	28.6	C		1.7	1.7
1031-07-8	Endosulfan Sulfate	1.247	30.3	C		3.3	3.3
50-29-3	4,4' -DDT	1.422	24.7	C		1.7	1.7
72-43-5	Methoxychlor	0.739	28.2	C		3.3	3.3
53494-70-5	Endrin ketone	1.584	29.2	C		3.3	3.3
7421-93-4	Endrin Aldehyde	1.170	27.5	C		3.3	3.3
8001-35-2	Toxaphene	NA	130	C	U	130	130
5103-71-9	alpha-Chlordane	1.887	26.4	C		3.3	3.3
5103-74-2	gamma-Chlordane	1.968	26.4	C		3.3	3.3
57-74-9	Chlordane	NA	26.4	C		33	33
2051-24-3	Decachlorobiphenyl	1.562	81	C		%	%
877-09-8	Tetrachloro-m-xylene	1.378	76	C		%	%

319-84-6 Sample Result Calc: ((40.8155raw * 2df * 5fv) / (15wt-vol) = 27.2

319-84-6 Sample PQL Calc: (1.5raw * 2df * 5fv) / (15wt-vol) = 1.0

Both channels need to have the compound detected for a concentration to be reported on either channel.

U1=Due to matrix interference and/or the presence of a large amount of non-target material, the reporting level for this compound has been elevated.

U2=The presence of this compound was not confirmed by the analyst based on the characteristic pattern matching of multi-component parameters, retention time, and/or peak shape.

P/C: P=Primary Result C=Confirmation Result X=Not Used CF=Calculated Calibration/Response Factor MC=Multi-Component

10A
PESTICIDES CONFIRMATION SUMMARY FOR
SINGLE COMPONENT ANALYTES

CLIENT SAMPLE NO

COMP-1 LCSD

Lab Name: Phoenix Environmental Labs Client: NETC

Lab Code: Phoenix Lab File ID: N18A015 | N18B015 SDG No.: GCE61964

Lab SampleID: CE61964 Instrument ID: ECD35 Date Analyzed: 11/18/19 12:42

GC Column(A): CLP ID: 0.32 (mm) GC Column(B): Rtx-440 ID: 0.32 (mm)

ANALYTE	COL	RT	RT WINDOW FROM	RT WINDOW TO	CALCULATED CONC	CF	%RPD	*
alpha-BHC	A	3.96	3.96	4.06	25.9	2.325	4.9	
	B	4.35	4.31	4.41	27.2	2.127		
beta-BHC	A	4.36	4.36	4.46	34.2	0.836	5.7	
	B	4.90	4.86	4.96	36.2	0.730		
delta-BHC	A	4.54	4.54	4.64	26.2	1.913	0.4	
	B	5.15	5.12	5.22	26.1	2.001		
gamma-BHC (Lindane)	A	4.28	4.27	4.37	26.0	2.189	8.8	
	B	4.69	4.66	4.76	28.4	2.009		
Heptachlor	A	4.74	4.74	4.84	25.3	2.330	0.8	
	B	5.33	5.29	5.39	25.5	2.243		
Aldrin	A	5.02	5.03	5.13	24.2	2.158	1.6	
	B	5.71	5.67	5.77	24.6	2.163		
Heptachlor Epoxide	A	5.63	5.62	5.76	26.0	2.000	3.5	
	B	6.22	6.17	6.31	25.1	1.996		
Endosulfan I	A	6.06	6.05	6.19	26.6	1.834	1.5	
	B	6.71	6.65	6.79	27.0	1.872		
Dieldrin	A	6.32	6.31	6.45	26.5	1.912	0.0	
	B	7.08	7.03	7.17	26.5	1.867		
4,4' -DDE	A	5.99	5.97	6.11	25.7	1.740	2.3	
	B	6.93	6.87	7.01	26.3	1.735		
Endrin	A	6.59	6.58	6.72	26.9	1.662	3.0	
	B	7.38	7.33	7.47	26.1	1.700		
Endosulfan II	A	6.87	6.86	7.00	29.1	1.545	1.7	
	B	7.67	7.62	7.76	28.6	1.648		
4,4' -DDD	A	6.66	6.65	6.79	28.1	1.314	1.8	
	B	7.62	7.56	7.70	28.6	1.212		
Endosulfan Sulfate	A	7.87	7.86	8.00	31.4	1.143	3.6	
	B	8.15	8.09	8.23	30.3	1.247		
4,4' -DDT	A	7.00	6.99	7.13	28.6	1.469	14.6	
	B	8.03	7.97	8.11	24.7	1.422		
Methoxychlor	A	7.60	7.58	7.72	27.9	0.863	1.1	
	B	8.65	8.59	8.73	28.2	0.739		
Endrin ketone	A	8.19	8.18	8.32	28.1	1.616	3.8	
	B	8.72	8.66	8.80	29.2	1.584		
Endrin Aldehyde	A	7.37	7.36	7.50	27.9	1.131	1.4	
	B	7.85	7.79	7.93	27.5	1.170		
alpha-Chlordane	A	5.91	5.89	6.03	26.2	1.938	0.8	
	B	6.66	6.60	6.74	26.4	1.887		
gamma-Chlordane	A	5.77	5.75	5.89	26.5	2.003	0.4	
	B	6.55	6.50	6.64	26.4	1.968		

%RPD must be less than or equal to 40% (*) Criteria exceeded.
NC - (No Criteria) %RPD is not calculated when either result is less than 2 times the reporting level.
CF = Calculated Calibration/Response Factor

FORM 10A

Client Id: QC Laboratory Control Sample Duplicate (LCSD) CE61964

Software Version: 4.1<1L22>
Date: 11/18/2019 01:51 PM
Sample Name : lcsd 61964 2x c
Data File : E:\TC2019\ECD35\11-NOV\N18A015.RAW Date: 11/18/2019 12:42 PM
Sequence File: E:\TC2019\ECD35\11-NOV\PEST.SEQ Cycle: 578 Channel : A
Instrument : AUTO_ECD35 Rack/Vial: 0/13 Operator:
Sample Amount : 1.0000 Dilution Factor : 1.00

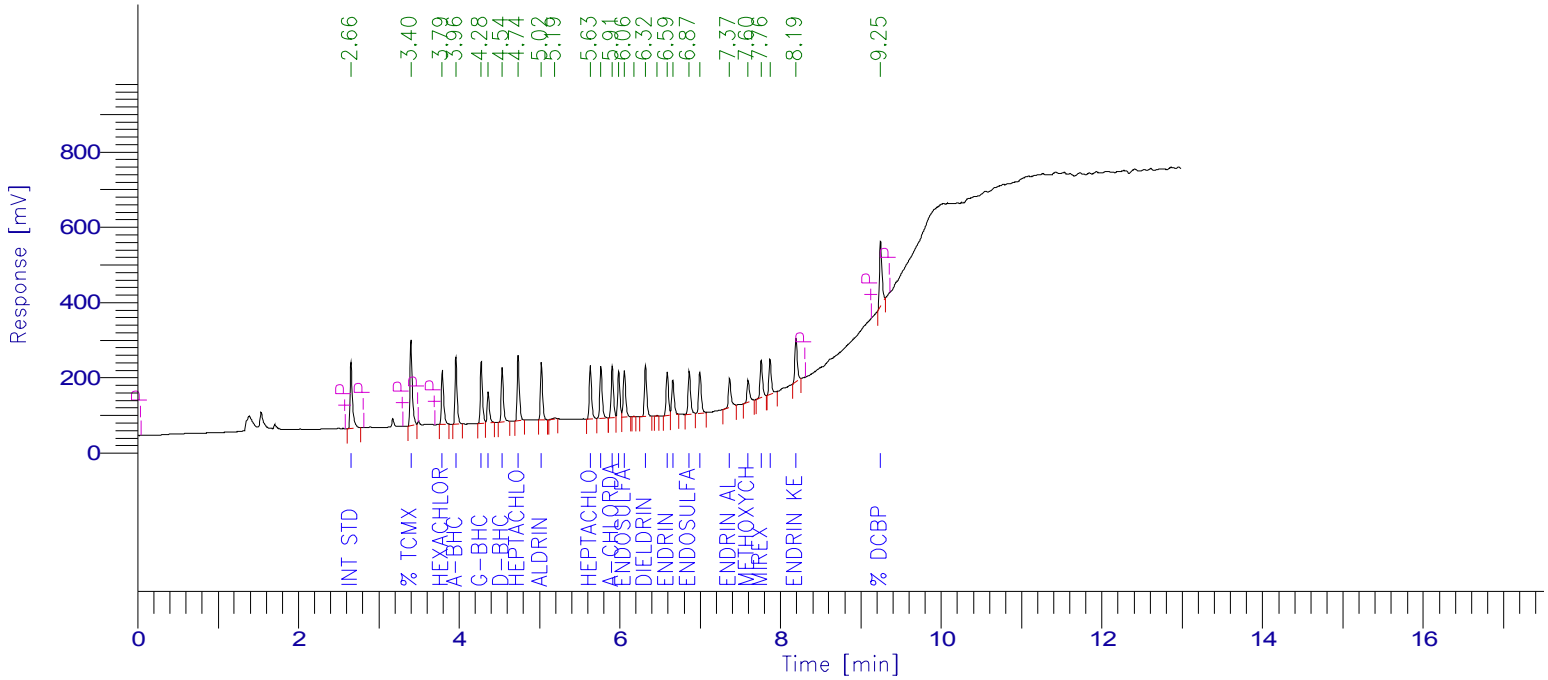

PESTICIDE REPORT

Peak #	Time [min]	Component Name	Raw Amount	Surrogate Recovery TCMX & DCBP	Multiplier	Adjusted Amount for Labowrks	Area [µV·s]
1	2.655	Int Std	100.0000	250.0000	1.0000	100.0000	359432.47
2	3.401	% TCMX	74.7605	186.9014	1.0000	74.7605	445668.48
3	3.792	Hexachlorobenzene	32.2683	80.6706	1.0000	32.2683	283172.15
4	3.961	a-BHC	38.9227	97.3068	1.0000	38.9227	325286.58
5	4.275	g-BHC	39.0109	97.5273	1.0000	39.0109	306888.93
6	4.362	b-BHC	51.3454	128.3634	1.0000	51.3454	154223.77
7	4.537	d-BHC	39.2412	98.1030	1.0000	39.2412	269860.85
8	4.736	Heptachlor	37.9822	94.9555	1.0000	37.9822	318139.06
9	5.024	Aldrin	36.3518	90.8795	1.0000	36.3518	281989.87
11	5.633	Heptachlor epoxide	39.0354	97.5886	1.0000	39.0354	280610.48
12	5.766	g-Chlordane	39.7915	99.4788	1.0000	39.7915	286514.34
13	5.905	a-Chlordane	39.2598	98.1494	1.0000	39.2598	273489.24
14	5.986	4,4'-DDE	38.5327	96.3319	1.0000	38.5327	241017.81
15	6.056	Endosulfan I	39.9016	99.7540	1.0000	39.9016	263008.63
17	6.320	Dieldrin	39.7796	99.4491	1.0000	39.7796	273338.61
19	6.590	Endrin	40.3809	100.9523	1.0000	40.3809	241256.93
20	6.660	4,4'-DDD	42.1840	105.4601	1.0000	42.1840	199227.32
21	6.865	Endosulfan II	43.6073	109.0183	1.0000	43.6073	242098.83
22	6.996	4,4'-DDT	42.8967	107.2418	1.0000	42.8967	226506.04
23	7.366	Endrin aldehyde	41.8661	104.6654	1.0000	41.8661	170193.77
24	7.595	Methoxychlor	41.7839	104.4598	1.0000	41.7839	129641.85
25	7.759	Mirex	42.0033	105.0083	1.0000	42.0033	210747.88
26	7.869	Endosulfan sulfate	47.0674	117.6685	1.0000	47.0674	193426.67
27	8.191	Endrin Ketone	42.2210	105.5525	1.0000	42.2210	245234.30
28	9.245	% DCBP	80.6862	201.7154	1.0000	80.6862	357485.49
				2877.2013	25.0000	1150.8805	6578460.35

Client Id: QC Laboratory Control Sample Duplicate (LCSD) CE61964

Software Version: 4.1<1L22>
Date: 11/18/2019 01:51 PM
Sample Name : lcsd 61964 2x c
Data File : E:\TC2019\ECD35\11-NOV\N18B015.RAW Date: 11/18/2019 12:42 PM
Sequence File: E:\TC2019\ECD35\11-NOV\PEST.SEQ Cycle: 578 Channel : B
Instrument : AUTO_ECD35 Rack/Vial: 0/13 Operator:
Sample Amount : 1.0000 Dilution Factor : 1.00

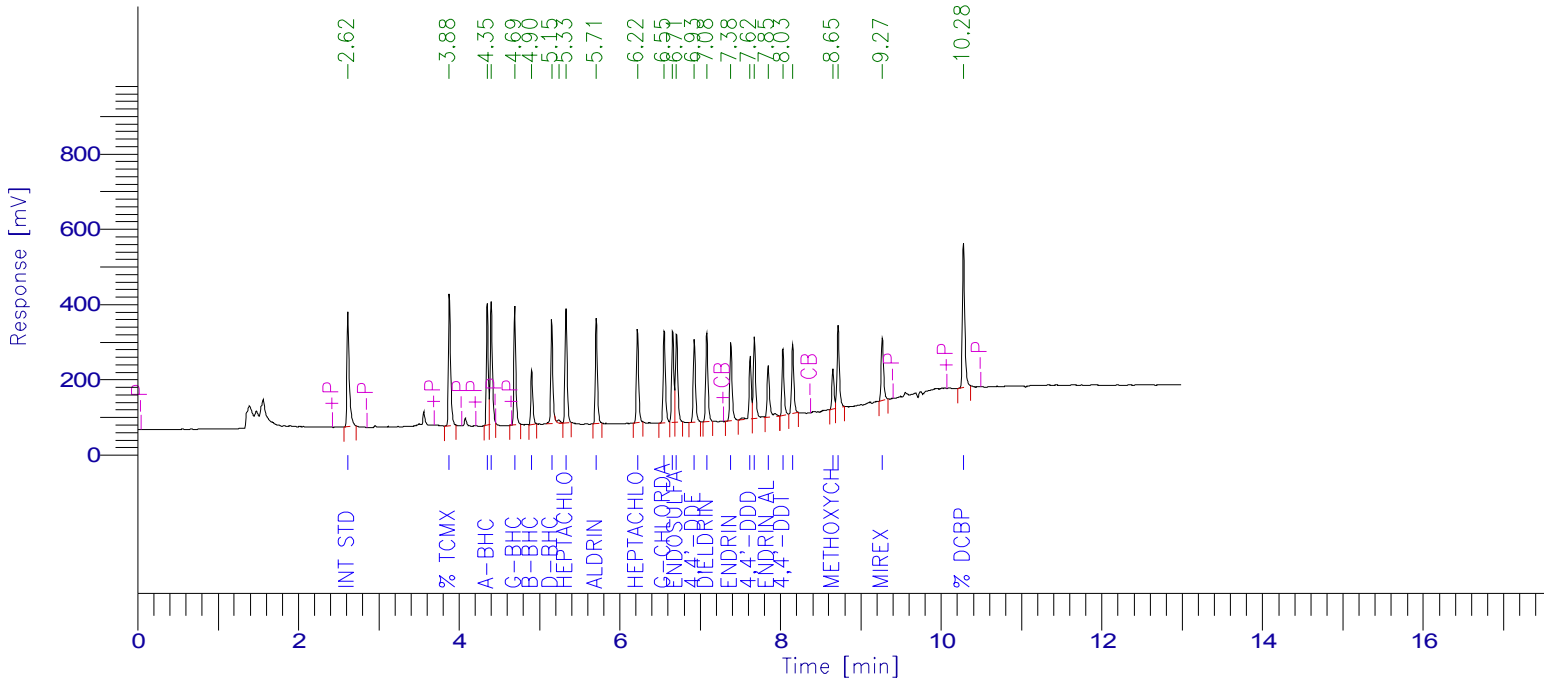

PESTICIDE REPORT

Peak #	Time [min]	Component Name	Raw Amount	Surrogate Recovery TCMX & DCBP	Multiplier	Adjusted Amount for Labowrks	Area [µV·s]
1	2.615	Int Std	100.0000	250.0000	1.0000	100.0000	628520.60
2	3.879	% TCMX	76.2816	190.7041	1.0000	76.2816	660837.29
3	4.350	a-BHC	40.8155	102.0386	1.0000	40.8155	545588.71
4	4.400	Hexachlorobenzene	31.3958	78.4896	1.0000	31.3958	593148.52
5	4.694	g-BHC	42.5813	106.4532	1.0000	42.5813	537583.62
6	4.903	b-BHC	54.2283	135.5708	1.0000	54.2283	248935.04
7	5.153	d-BHC	39.2168	98.0421	1.0000	39.2168	493134.08
9	5.330	Heptachlor	38.1858	95.4645	1.0000	38.1858	538441.02
10	5.708	Aldrin	36.9312	92.3279	1.0000	36.9312	502050.94
11	6.220	Heptachlor epoxide	37.6021	94.0053	1.0000	37.6021	471661.31
12	6.551	g-Chlordane	39.5751	98.9377	1.0000	39.5751	489612.17
13	6.658	a-Chlordane	39.5689	98.9222	1.0000	39.5689	469269.93
14	6.706	Endosulfan I	40.5597	101.3992	1.0000	40.5597	477344.00
15	6.928	4,4'-DDE	39.4262	98.5654	1.0000	39.4262	430048.54
16	7.081	Dieldrin	39.6968	99.2419	1.0000	39.6968	465853.97
17	7.382	Endrin	39.1091	97.7727	1.0000	39.1091	417918.51
18	7.621	4,4'-DDD	42.9457	107.3642	1.0000	42.9457	327228.47
19	7.674	Endosulfan II	42.8594	107.1485	1.0000	42.8594	444012.78
20	7.846	Endrin aldehyde	41.2853	103.2132	1.0000	41.2853	303507.02
21	8.030	4,4'-DDT	36.9884	92.4710	1.0000	36.9884	330701.08
22	8.150	Endosulfan sulfate	45.4151	113.5378	1.0000	45.4151	355912.61
23	8.652	Methoxychlor	42.3615	105.9037	1.0000	42.3615	196735.91
24	8.715	Endrin Ketone	43.7404	109.3510	1.0000	43.7404	435456.22
25	9.266	Mirex	41.6255	104.0638	1.0000	41.6255	321372.20
26	10.276	% DCBP	81.1887	202.9717	1.0000	81.1887	796906.63
				2883.9601	25.0000	1153.5840	11481781.17

1D
PESTICIDE ORGANICS ANALYSIS DATA SHEET

CLIENT SAMPLE NO.

COMP-1 MS

Lab Name: Phoenix Environmental Client: NETC

Lab Code: Phoenix Instr: ECD35 Column.: CLP 0.32 SDG No.: GCE61964

Matrix: (soil/water) SOIL Lab Sample ID: CE61964 MS

Sample wt/vol: 15.44 (g/mL) g Lab File ID: N18A016

% Moisture: 5 decanted: (Y/N) N Date Received: 11/15/19

Extraction: (SepF/Cont/ASE) 3545 Date Extracted: 11/15/19

Concentrated Extract Volume: 5000 (uL) Date Analyzed: 11/18/19

Injection Volume: 1 (ul) Dilution Factor: 2

CONCENTRATION UNITS: ug/kg

CAS NO.	COMPOUND	CF	CONC	P/C	Q	MDL	PQL
319-84-6	alpha-BHC	2.325	18.5	P		1.0	1.0
319-85-7	beta-BHC	0.836	25.0	P		1.0	1.0
319-86-8	delta-BHC	1.913	19.0	P		3.4	3.4
58-89-9	gamma-BHC (Lindane)	2.189	18.9	P		1.0	1.0
76-44-8	Heptachlor	2.330	18.4	P		3.4	3.4
309-00-2	Aldrin	2.158	17.5	P		1.0	1.0
1024-57-3	Heptachlor Epoxide	2.000	19.7	P		3.4	3.4
959-98-8	Endosulfan I	1.834	19.8	P		3.4	3.4
60-57-1	Dieldrin	1.912	19.5	P		1.0	1.0
72-55-9	4,4' -DDE	1.740	18.7	P		1.7	1.7
72-20-8	Endrin	1.662	20.2	P		3.4	3.4
33213-65-9	Endosulfan II	1.545	21.7	P		3.4	3.4
72-54-8	4,4' -DDD	1.314	20.8	P		1.7	1.7
1031-07-8	Endosulfan Sulfate	1.143	23.3	P		3.4	3.4
50-29-3	4,4' -DDT	1.469	21.7	P		1.7	1.7
72-43-5	Methoxychlor	0.863	20.3	P		3.4	3.4
53494-70-5	Endrin ketone	1.616	20.8	P		3.4	3.4
7421-93-4	Endrin Aldehyde	1.131	21.3	P		3.4	3.4
8001-35-2	Toxaphene	NA	140	P	U	140	140
5103-71-9	alpha-Chlordane	1.938	19.4	P		3.4	3.4
5103-74-2	gamma-Chlordane	2.003	19.8	P		3.4	3.4
57-74-9	Chlordane	NA	19.8	P		34	34
2051-24-3	Decachlorobiphenyl	1.233	58	P		%	%
877-09-8	Tetrachloro-m-xylene	1.659	53	P		%	%

319-84-6 Sample Result Calc: ((27.14raw * 2df * 5fv) / (15.44wt-vol * 0.95%sol) = 18.5

319-84-6 Sample PQL Calc: (1.5raw * 2df * 5fv) / (15.44wt-vol * 0.95%sol) = 1.0

Both channels need to have the compound detected for a concentration to be reported on either channel.
U1=Due to matrix interference and/or the presence of a large amount of non-target material, the reporting level for this compound has been elevated.
U2=The presence of this compound was not confirmed by the analyst based on the characteristic pattern matching of multi-component parameters, retention time, and/or peak shape.

P/C: P=Primary Result C=Confirmation Result X=Not Used CF=Calculated Calibration/Response Factor MC=Multi-Component

1D
PESTICIDE ORGANICS ANALYSIS DATA SHEET

CLIENT SAMPLE NO.

COMP-1 MS

Lab Name: Phoenix Environmental Client: NETC

Lab Code: Phoenix Instr: ECD35 Column.: Rtx-440 0.32 SDG No.: GCE61964

Matrix: (soil/water) SOIL Lab Sample ID: CE61964 MS

Sample wt/vol: 15.44 (g/mL) g Lab File ID: N18B016

% Moisture: 5 decanted: (Y/N) N Date Received: 11/15/19

Extraction: (SepF/Cont/ASE) 3545 Date Extracted: 11/15/19

Concentrated Extract Volume: 5000 (uL) Date Analyzed: 11/18/19

Injection Volume: 1 (ul) Dilution Factor: 2

CONCENTRATION UNITS: ug/kg

CAS NO.	COMPOUND	CF	CONC	P/C	Q	MDL	PQL
319-84-6	alpha-BHC	2.127	18.1	C		1.0	1.0
319-85-7	beta-BHC	0.730	26.4	C		1.0	1.0
319-86-8	delta-BHC	2.001	19.0	C		3.4	3.4
58-89-9	gamma-BHC (Lindane)	2.009	19.9	C		1.0	1.0
76-44-8	Heptachlor	2.243	18.1	C		3.4	3.4
309-00-2	Aldrin	2.163	17.4	C		1.0	1.0
1024-57-3	Heptachlor Epoxide	1.996	18.1	C		3.4	3.4
959-98-8	Endosulfan I	1.872	19.6	C		3.4	3.4
60-57-1	Dieldrin	1.867	19.0	C		1.0	1.0
72-55-9	4,4' -DDE	1.735	19.2	C		1.7	1.7
72-20-8	Endrin	1.700	19.3	C		3.4	3.4
33213-65-9	Endosulfan II	1.648	20.3	C		3.4	3.4
72-54-8	4,4' -DDD	1.212	19.6	C		1.7	1.7
1031-07-8	Endosulfan Sulfate	1.247	22.2	C		3.4	3.4
50-29-3	4,4' -DDT	1.422	17.7	C		1.7	1.7
72-43-5	Methoxychlor	0.739	21.3	C		3.4	3.4
53494-70-5	Endrin ketone	1.584	21.1	C		3.4	3.4
7421-93-4	Endrin Aldehyde	1.170	18.8	C		3.4	3.4
8001-35-2	Toxaphene	NA	140	C	U	140	140
5103-71-9	alpha-Chlordane	1.887	19.1	C		3.4	3.4
5103-74-2	gamma-Chlordane	1.968	19.2	C		3.4	3.4
57-74-9	Chlordane	NA	19.2	C		34	34
2051-24-3	Decachlorobiphenyl	1.562	59	C		%	%
877-09-8	Tetrachloro-m-xylene	1.378	54	C		%	%

319-84-6 Sample Result Calc: ((26.6204raw * 2df * 5fv) / (15.44wt-vol * 0.95%sol) = 18.1

319-84-6 Sample PQL Calc: (1.5raw * 2df * 5fv) / (15.44wt-vol * 0.95%sol) = 1.0

Both channels need to have the compound detected for a concentration to be reported on either channel.

U1=Due to matrix interference and/or the presence of a large amount of non-target material, the reporting level for this compound has been elevated.

U2=The presence of this compound was not confirmed by the analyst based on the characteristic pattern matching of multi-component parameters, retention time, and/or peak shape.

P/C: P=Primary Result C=Confirmation Result X=Not Used CF=Calculated Calibration/Response Factor MC=Multi-Component

10A
PESTICIDES CONFIRMATION SUMMARY FOR
SINGLE COMPONENT ANALYTES

CLIENT SAMPLE NO

COMP-1 MS

Lab Name: Phoenix Environmental Labs Client: NETC

Lab Code: Phoenix Lab File ID: N18A016 | N18B016 SDG No.: GCE61964

Lab SampleID: CE61964 Instrument ID: ECD35 Date Analyzed: 11/18/19 13:01

GC Column(A): CLP ID: 0.32 (mm) GC Column(B): Rtx-440 ID: 0.32 (mm)

ANALYTE	COL	RT	RT WINDOW FROM	RT WINDOW TO	CALCULATED CONC	CF	%RPD	*
alpha-BHC	A	3.97	3.96	4.06	18.5	2.325	2.2	
	B	4.36	4.31	4.41	18.1	2.127		
beta-BHC	A	4.37	4.36	4.46	25.0	0.836	5.4	
	B	4.91	4.86	4.96	26.4	0.730		
delta-BHC	A	4.55	4.54	4.64	19.0	1.913	0.0	
	B	5.16	5.12	5.22	19.0	2.001		
gamma-BHC (Lindane)	A	4.28	4.27	4.37	18.9	2.189	5.2	
	B	4.70	4.66	4.76	19.9	2.009		
Heptachlor	A	4.75	4.74	4.84	18.4	2.330	1.6	
	B	5.34	5.29	5.39	18.1	2.243		
Aldrin	A	5.03	5.03	5.13	17.5	2.158	0.6	
	B	5.72	5.67	5.77	17.4	2.163		
Heptachlor Epoxide	A	5.64	5.62	5.76	19.7	2.000	8.5	
	B	6.23	6.17	6.31	18.1	1.996		
Endosulfan I	A	6.07	6.05	6.19	19.8	1.834	1.0	
	B	6.72	6.65	6.79	19.6	1.872		
Dieldrin	A	6.33	6.31	6.45	19.5	1.912	2.6	
	B	7.09	7.03	7.17	19.0	1.867		
4,4' -DDE	A	6.00	5.97	6.11	18.7	1.740	2.6	
	B	6.94	6.87	7.01	19.2	1.735		
Endrin	A	6.60	6.58	6.72	20.2	1.662	4.6	
	B	7.39	7.33	7.47	19.3	1.700		
Endosulfan II	A	6.87	6.86	7.00	21.7	1.545	6.7	
	B	7.68	7.62	7.76	20.3	1.648		
4,4' -DDD	A	6.67	6.65	6.79	20.8	1.314	5.9	
	B	7.63	7.56	7.70	19.6	1.212		
Endosulfan Sulfate	A	7.88	7.86	8.00	23.3	1.143	4.8	
	B	8.16	8.09	8.23	22.2	1.247		
4,4' -DDT	A	7.01	6.99	7.13	21.7	1.469	20.3	
	B	8.04	7.97	8.11	17.7	1.422		
Methoxychlor	A	7.60	7.58	7.72	20.3	0.863	4.8	
	B	8.66	8.59	8.73	21.3	0.739		
Endrin ketone	A	8.20	8.18	8.32	20.8	1.616	1.4	
	B	8.72	8.66	8.80	21.1	1.584		
Endrin Aldehyde	A	7.38	7.36	7.50	21.3	1.131	12.5	
	B	7.86	7.79	7.93	18.8	1.170		
alpha-Chlordane	A	5.92	5.89	6.03	19.4	1.938	1.6	
	B	6.67	6.60	6.74	19.1	1.887		
gamma-Chlordane	A	5.78	5.75	5.89	19.8	2.003	3.1	
	B	6.56	6.50	6.64	19.2	1.968		

%RPD must be less than or equal to 40% (*) Criteria exceeded.
NC - (No Criteria) %RPD is not calculated when either result is less than 2 times the reporting level.
CF = Calculated Calibration/Response Factor

FORM 10A

Client Id: QC Matrix Sample (MS) COMP-1

Software Version: 4.1<1L22>
Date: 11/18/2019 01:51 PM
Sample Name : ms 61964 2x c
Data File : E:\TC2019\ECD35\11-NOV\N18A016.RAW Date: 11/18/2019 01:01 PM
Sequence File: E:\TC2019\ECD35\11-NOV\PEST.SEQ Cycle: 579 Channel : A
Instrument : AUTO_ECD35 Rack/Vial: 0/14 Operator:
Sample Amount : 1.0000 Dilution Factor : 1.00

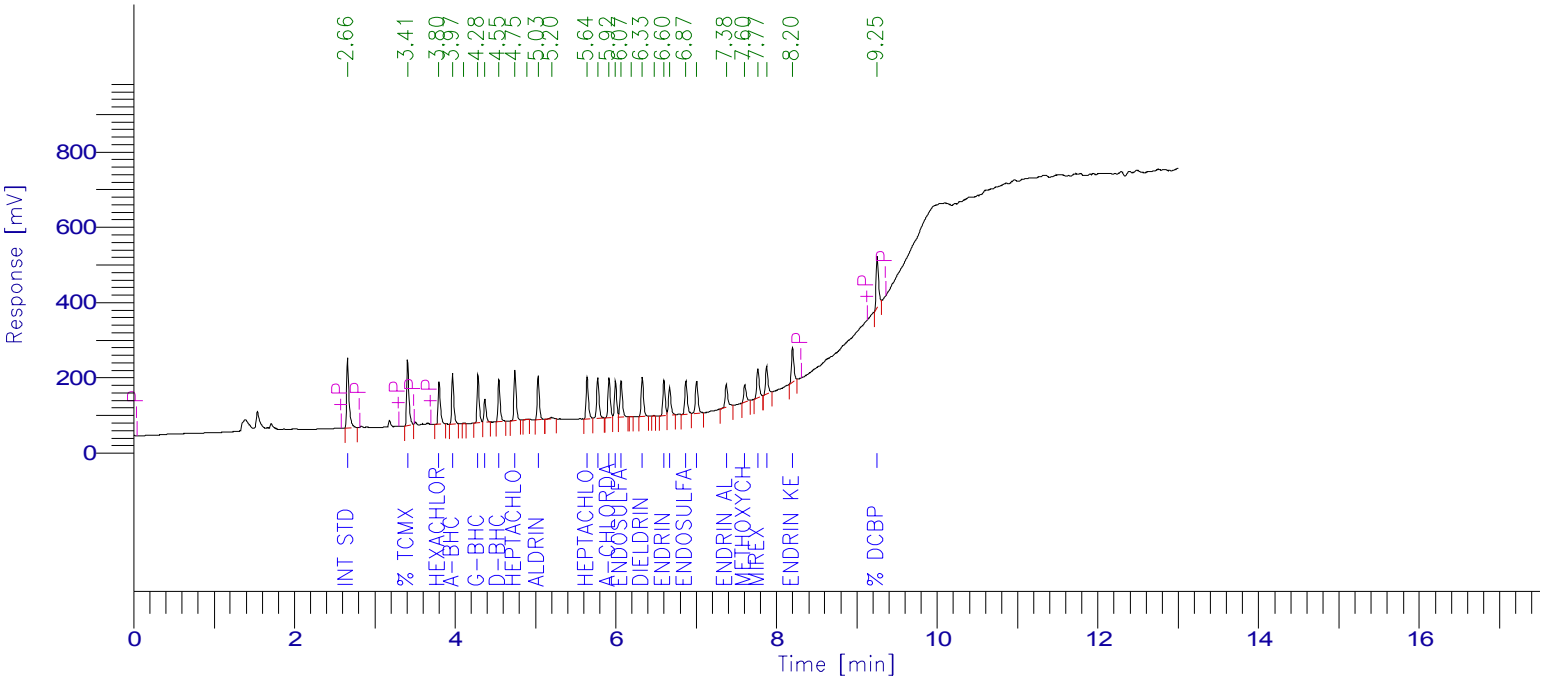

PESTICIDE REPORT

Peak #	Time [min]	Component Name	Raw Amount	Surrogate Recovery TCMX & DCBP	Multiplier	Adjusted Amount for Labowrks	Area [µV·s]
1	2.662	Int Std	100.0000	250.0000	1.0000	100.0000	387953.18
2	3.410	% TCMX	52.9331	132.3326	1.0000	52.9331	340587.24
3	3.800	Hexachlorobenzene	23.8374	59.5935	1.0000	23.8374	225785.44
4	3.970	a-BHC	27.1400	67.8501	1.0000	27.1400	244813.59
6	4.284	g-BHC	27.6887	69.2217	1.0000	27.6887	235103.66
7	4.371	b-BHC	36.7388	91.8470	1.0000	36.7388	119106.99
8	4.546	d-BHC	27.9167	69.7917	1.0000	27.9167	207215.99
9	4.745	Heptachlor	26.9992	67.4980	1.0000	26.9992	244089.98
11	5.034	Aldrin	25.6668	64.1671	1.0000	25.6668	214902.80
13	5.643	Heptachlor epoxide	28.9240	72.3100	1.0000	28.9240	224421.88
14	5.776	g-Chlordane	29.0301	72.5752	1.0000	29.0301	225613.96
15	5.915	a-Chlordane	28.4163	71.0409	1.0000	28.4163	213659.80
16	5.995	4,4'-DDE	27.4655	68.6639	1.0000	27.4655	185425.47
17	6.066	Endosulfan I	29.1040	72.7599	1.0000	29.1040	207058.98
19	6.330	Dieldrin	28.5441	71.3602	1.0000	28.5441	211698.74
21	6.598	Endrin	29.6230	74.0576	1.0000	29.6230	191027.19
22	6.669	4,4'-DDD	30.4377	76.0942	1.0000	30.4377	155158.14
23	6.873	Endosulfan II	31.8739	79.6847	1.0000	31.8739	190998.57
24	7.005	4,4'-DDT	31.8980	79.7451	1.0000	31.8980	181794.89
25	7.375	Endrin aldehyde	31.1946	77.9865	1.0000	31.1946	136874.31
26	7.603	Methoxychlor	29.7533	74.3834	1.0000	29.7533	99640.06
27	7.767	Mirex	30.6144	76.5360	1.0000	30.6144	165793.46
28	7.877	Endosulfan sulfate	34.1671	85.4178	1.0000	34.1671	151553.75
29	8.198	Endrin Ketone	30.4829	76.2073	1.0000	30.4829	191104.57
30	9.252	% DCBP	58.0137	145.0343	1.0000	58.0137	277429.15
				2146.1585	25.0000	858.4634	5228811.77

Client Id: QC Matrix Sample (MS) COMP-1

Software Version: 4.1<1L22>
Date: 11/18/2019 01:51 PM
Sample Name : ms 61964 2x c
Data File : E:\TC2019\ECD35\11-NOV\N18B016.RAW Date: 11/18/2019 01:01 PM
Sequence File: E:\TC2019\ECD35\11-NOV\PEST.SEQ Cycle: 579 Channel : B
Instrument : AUTO_ECD35 Rack/Vial: 0/14 Operator:
Sample Amount : 1.0000 Dilution Factor : 1.00

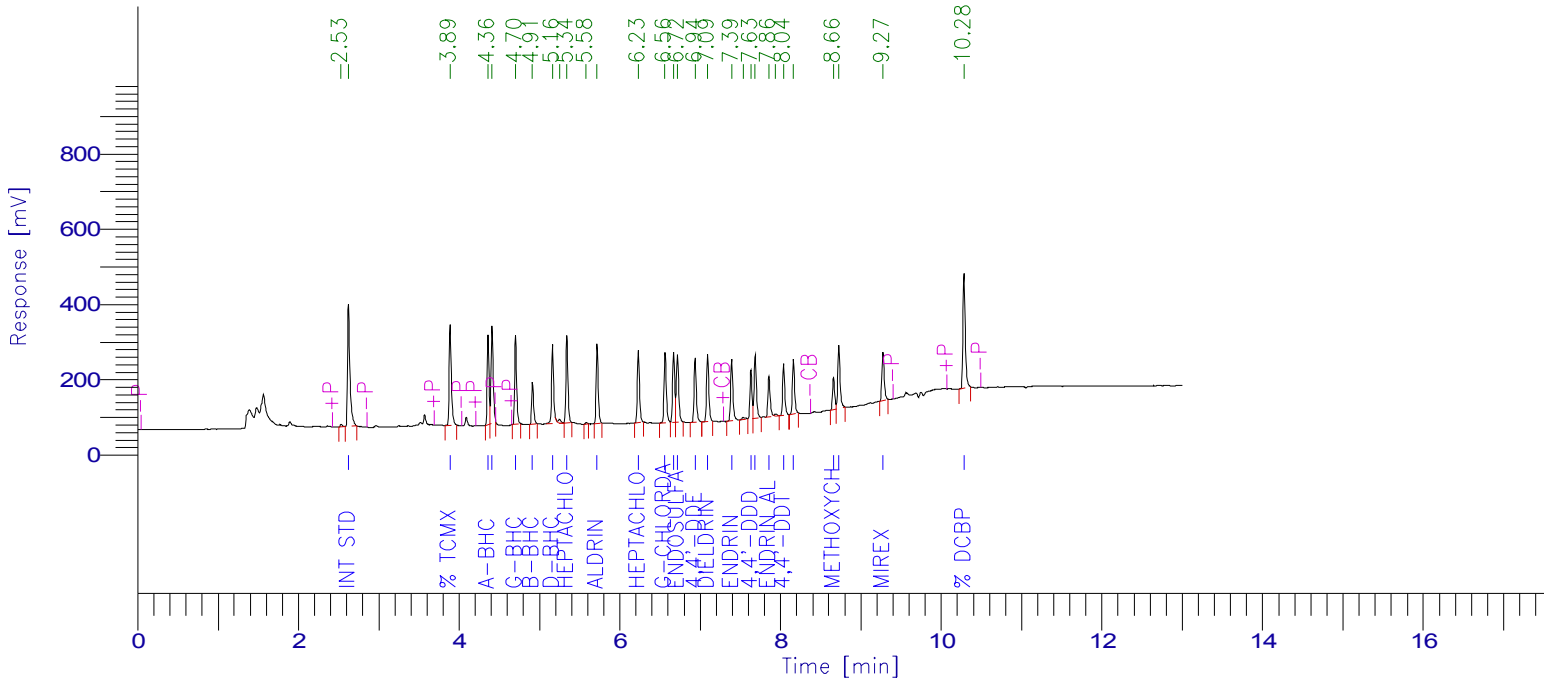

PESTICIDE REPORT

Peak #	Time [min]	Component Name	Raw Amount	Surrogate Recovery TCMX & DCBP	Multiplier	Adjusted Amount for Labowrks	Area [µV·s]
2	2.623	Int Std	100.0000	250.0000	1.0000	100.0000	679622.04
3	3.888	% TCMX	53.9014	134.7534	1.0000	53.9014	504919.50
4	4.360	a-BHC	26.6204	66.5509	1.0000	26.6204	384771.48
5	4.410	Hexachlorobenzene	23.1510	57.8774	1.0000	23.1510	472942.87
6	4.704	g-BHC	29.2072	73.0180	1.0000	29.2072	398717.19
7	4.913	b-BHC	38.6825	96.7061	1.0000	38.6825	192009.16
8	5.164	d-BHC	27.8393	69.5982	1.0000	27.8393	378528.07
10	5.340	Heptachlor	26.5490	66.3724	1.0000	26.5490	404792.08
12	5.718	Aldrin	25.5302	63.8254	1.0000	25.5302	375280.64
13	6.231	Heptachlor epoxide	26.5240	66.3099	1.0000	26.5240	359752.90
14	6.563	g-Chlordane	28.1962	70.4904	1.0000	28.1962	377197.17
15	6.669	a-Chlordane	28.0300	70.0750	1.0000	28.0300	359450.97
16	6.718	Endosulfan I	28.7989	71.9973	1.0000	28.7989	366488.93
17	6.938	4,4'-DDE	28.1907	70.4767	1.0000	28.1907	332496.20
18	7.092	Dieldrin	27.8984	69.7461	1.0000	27.8984	354015.85
19	7.392	Endrin	28.3091	70.7728	1.0000	28.3091	327105.75
21	7.630	4,4'-DDD	28.7434	71.8584	1.0000	28.7434	236819.41
22	7.684	Endosulfan II	29.8038	74.5094	1.0000	29.8038	333863.13
23	7.855	Endrin aldehyde	27.6048	69.0120	1.0000	27.6048	219435.10
25	8.039	4,4'-DDT	26.0188	65.0470	1.0000	26.0188	251538.85
26	8.159	Endosulfan sulfate	32.5257	81.3143	1.0000	32.5257	275624.58
27	8.660	Methoxychlor	31.2362	78.0906	1.0000	31.2362	156862.57
28	8.723	Endrin Ketone	30.9603	77.4008	1.0000	30.9603	333284.53
29	9.274	Mirex	29.9648	74.9121	1.0000	29.9648	250154.63
30	10.283	% DCBP	59.1031	147.7577	1.0000	59.1031	627292.10
				2108.4723	25.0000	843.3889	8952965.68

1D
PESTICIDE ORGANICS ANALYSIS DATA SHEET

CLIENT SAMPLE NO.

COMP-1 MSD

Lab Name: Phoenix Environmental Client: NETC

Lab Code: Phoenix Instr: ECD35 Column.: CLP 0.32 SDG No.: GCE61964

Matrix: (soil/water) SOIL Lab Sample ID: CE61964 MSD

Sample wt/vol: 15.01 (g/mL) g Lab File ID: N18A017

% Moisture: 5 decanted: (Y/N) N Date Received: 11/15/19

Extraction: (SepF/Cont/ASE) 3545 Date Extracted: 11/15/19

Concentrated Extract Volume: 5000 (uL) Date Analyzed: 11/18/19

Injection Volume: 1 (ul) Dilution Factor: 2

CONCENTRATION UNITS: ug/kg

CAS NO.	COMPOUND	CF	CONC	P/C	Q	MDL	PQL
319-84-6	alpha-BHC	2.325	24.7	P		1.1	1.1
319-85-7	beta-BHC	0.836	32.8	P		1.1	1.1
319-86-8	delta-BHC	1.913	24.8	P		3.5	3.5
58-89-9	gamma-BHC (Lindane)	2.189	24.6	P		1.1	1.1
76-44-8	Heptachlor	2.330	23.9	P		3.5	3.5
309-00-2	Aldrin	2.158	22.9	P		1.1	1.1
1024-57-3	Heptachlor Epoxide	2.000	25.0	P		3.5	3.5
959-98-8	Endosulfan I	1.834	25.6	P		3.5	3.5
60-57-1	Dieldrin	1.912	25.0	P		1.1	1.1
72-55-9	4,4' -DDE	1.740	24.8	P		1.8	1.8
72-20-8	Endrin	1.662	25.0	P		3.5	3.5
33213-65-9	Endosulfan II	1.545	27.5	P		3.5	3.5
72-54-8	4,4' -DDD	1.314	26.2	P		1.8	1.8
1031-07-8	Endosulfan Sulfate	1.143	29.2	P		3.5	3.5
50-29-3	4,4' -DDT	1.469	27.1	P		1.8	1.8
72-43-5	Methoxychlor	0.863	26.5	P		3.5	3.5
53494-70-5	Endrin ketone	1.616	26.6	P		3.5	3.5
7421-93-4	Endrin Aldehyde	1.131	27.2	P		3.5	3.5
8001-35-2	Toxaphene	NA	140	P	U	140	140
5103-71-9	alpha-Chlordane	1.938	24.9	P		3.5	3.5
5103-74-2	gamma-Chlordane	2.003	25.5	P		3.5	3.5
57-74-9	Chlordane	NA	25.5	P		35	35
2051-24-3	Decachlorobiphenyl	1.233	71	P		%	%
877-09-8	Tetrachloro-m-xylene	1.659	70	P		%	%

319-84-6 Sample Result Calc: ((35.2296raw * 2df * 5fv) / (15.01wt-vol * 0.95%sol) = 24.7

319-84-6 Sample PQL Calc: (1.5raw * 2df * 5fv) / (15.01wt-vol * 0.95%sol) = 1.1

Both channels need to have the compound detected for a concentration to be reported on either channel.
U1=Due to matrix interference and/or the presence of a large amount of non-target material, the reporting level for this compound has been elevated.
U2=The presence of this compound was not confirmed by the analyst based on the characteristic pattern matching of multi-component parameters, retention time, and/or peak shape.

P/C: P=Primary Result C=Confirmation Result X=Not Used CF=Calculated Calibration/Response Factor MC=Multi-Component

1D
PESTICIDE ORGANICS ANALYSIS DATA SHEET

CLIENT SAMPLE NO.

COMP-1 MSD

Lab Name: Phoenix Environmental Client: NETC

Lab Code: Phoenix Instr: ECD35 Column.: Rtx-440 0.32 SDG No.: GCE61964

Matrix: (soil/water) SOIL Lab Sample ID: CE61964 MSD

Sample wt/vol: 15.01 (g/mL) g Lab File ID: N18B017

% Moisture: 5 decanted: (Y/N) N Date Received: 11/15/19

Extraction: (SepF/Cont/ASE) 3545 Date Extracted: 11/15/19

Concentrated Extract Volume: 5000 (uL) Date Analyzed: 11/18/19

Injection Volume: 1 (ul) Dilution Factor: 2

CONCENTRATION UNITS: ug/kg

CAS NO.	COMPOUND	CF	CONC	P/C	Q	MDL	PQL
319-84-6	alpha-BHC	2.127	24.2	C		1.1	1.1
319-85-7	beta-BHC	0.730	33.4	C		1.1	1.1
319-86-8	delta-BHC	2.001	23.3	C		3.5	3.5
58-89-9	gamma-BHC (Lindane)	2.009	25.5	C		1.1	1.1
76-44-8	Heptachlor	2.243	23.2	C		3.5	3.5
309-00-2	Aldrin	2.163	22.4	C		1.1	1.1
1024-57-3	Heptachlor Epoxide	1.996	22.8	C		3.5	3.5
959-98-8	Endosulfan I	1.872	24.9	C		3.5	3.5
60-57-1	Dieldrin	1.867	23.8	C		1.1	1.1
72-55-9	4,4' -DDE	1.735	24.0	C		1.8	1.8
72-20-8	Endrin	1.700	23.9	C		3.5	3.5
33213-65-9	Endosulfan II	1.648	26.4	C		3.5	3.5
72-54-8	4,4' -DDD	1.212	24.3	C		1.8	1.8
1031-07-8	Endosulfan Sulfate	1.247	27.7	C		3.5	3.5
50-29-3	4,4' -DDT	1.422	21.9	C		1.8	1.8
72-43-5	Methoxychlor	0.739	26.0	C		3.5	3.5
53494-70-5	Endrin ketone	1.584	26.5	C		3.5	3.5
7421-93-4	Endrin Aldehyde	1.170	25.5	C		3.5	3.5
8001-35-2	Toxaphene	NA	140	C	U	140	140
5103-71-9	alpha-Chlordane	1.887	23.7	C		3.5	3.5
5103-74-2	gamma-Chlordane	1.968	23.8	C		3.5	3.5
57-74-9	Chlordane	NA	23.8	C		35	35
2051-24-3	Decachlorobiphenyl	1.562	70	C		%	%
877-09-8	Tetrachloro-m-xylene	1.378	70	C		%	%

319-84-6 Sample Result Calc: ((34.5666raw * 2df * 5fv) / (15.01wt-vol * 0.95%sol) = 24.2

319-84-6 Sample PQL Calc: (1.5raw * 2df * 5fv) / (15.01wt-vol * 0.95%sol) = 1.1

Both channels need to have the compound detected for a concentration to be reported on either channel.

U1=Due to matrix interference and/or the presence of a large amount of non-target material, the reporting level for this compound has been elevated.

U2=The presence of this compound was not confirmed by the analyst based on the characteristic pattern matching of multi-component parameters, retention time, and/or peak shape.

P/C: P=Primary Result C=Confirmation Result X=Not Used CF=Calculated Calibration/Response Factor MC=Multi-Component

10A
PESTICIDES CONFIRMATION SUMMARY FOR
SINGLE COMPONENT ANALYTES

CLIENT SAMPLE NO

COMP-1 MSD

Lab Name: Phoenix Environmental Labs Client: NETC

Lab Code: Phoenix Lab File ID: N18A017 | N18B017 SDG No.: GCE61964

Lab SampleID: CE61964 Instrument ID: ECD35 Date Analyzed: 11/18/19 13:19

GC Column(A): CLP ID: 0.32 (mm) GC Column(B): Rtx-440 ID: 0.32 (mm)

ANALYTE	COL	RT	RT WINDOW FROM	RT WINDOW TO	CALCULATED CONC	CF	%RPD	*
alpha-BHC	A	3.97	3.96	4.06	24.7	2.325	2.0	
	B	4.36	4.31	4.41	24.2	2.127		
beta-BHC	A	4.37	4.36	4.46	32.8	0.836	1.8	
	B	4.91	4.86	4.96	33.4	0.730		
delta-BHC	A	4.54	4.54	4.64	24.8	1.913	6.2	
	B	5.16	5.12	5.22	23.3	2.001		
gamma-BHC (Lindane)	A	4.28	4.27	4.37	24.6	2.189	3.6	
	B	4.70	4.66	4.76	25.5	2.009		
Heptachlor	A	4.74	4.74	4.84	23.9	2.330	3.0	
	B	5.34	5.29	5.39	23.2	2.243		
Aldrin	A	5.03	5.03	5.13	22.9	2.158	2.2	
	B	5.72	5.67	5.77	22.4	2.163		
Heptachlor Epoxide	A	5.64	5.62	5.76	25.0	2.000	9.2	
	B	6.23	6.17	6.31	22.8	1.996		
Endosulfan I	A	6.06	6.05	6.19	25.6	1.834	2.8	
	B	6.71	6.65	6.79	24.9	1.872		
Dieldrin	A	6.33	6.31	6.45	25.0	1.912	4.9	
	B	7.09	7.03	7.17	23.8	1.867		
4,4' -DDE	A	5.99	5.97	6.11	24.8	1.740	3.3	
	B	6.94	6.87	7.01	24.0	1.735		
Endrin	A	6.59	6.58	6.72	25.0	1.662	4.5	
	B	7.39	7.33	7.47	23.9	1.700		
Endosulfan II	A	6.87	6.86	7.00	27.5	1.545	4.1	
	B	7.68	7.62	7.76	26.4	1.648		
4,4' -DDD	A	6.67	6.65	6.79	26.2	1.314	7.5	
	B	7.63	7.56	7.70	24.3	1.212		
Endosulfan Sulfate	A	7.87	7.86	8.00	29.2	1.143	5.3	
	B	8.16	8.09	8.23	27.7	1.247		
4,4' -DDT	A	7.00	6.99	7.13	27.1	1.469	21.2	
	B	8.03	7.97	8.11	21.9	1.422		
Methoxychlor	A	7.60	7.58	7.72	26.5	0.863	1.9	
	B	8.66	8.59	8.73	26.0	0.739		
Endrin ketone	A	8.19	8.18	8.32	26.6	1.616	0.4	
	B	8.72	8.66	8.80	26.5	1.584		
Endrin Aldehyde	A	7.37	7.36	7.50	27.2	1.131	6.5	
	B	7.85	7.79	7.93	25.5	1.170		
alpha-Chlordane	A	5.91	5.89	6.03	24.9	1.938	4.9	
	B	6.67	6.60	6.74	23.7	1.887		
gamma-Chlordane	A	5.77	5.75	5.89	25.5	2.003	6.9	
	B	6.56	6.50	6.64	23.8	1.968		

%RPD must be less than or equal to 40% (*) Criteria exceeded.
NC - (No Criteria) %RPD is not calculated when either result is less than 2 times the reporting level.
CF = Calculated Calibration/Response Factor

FORM 10A

Client Id: QC Matrix Sample Duplicate (MSD) COMP-1

Software Version: 4.1<1L22>
Date: 11/18/2019 01:51 PM
Sample Name : msd 61964 2x c
Data File : E:\TC2019\ECD35\11-NOV\N18A017.RAW Date: 11/18/2019 01:19 PM
Sequence File: E:\TC2019\ECD35\11-NOV\PEST.SEQ Cycle: 580 Channel : A
Instrument : AUTO_ECD35 Rack/Vial: 0/15 Operator:
Sample Amount : 1.0000 Dilution Factor : 1.00

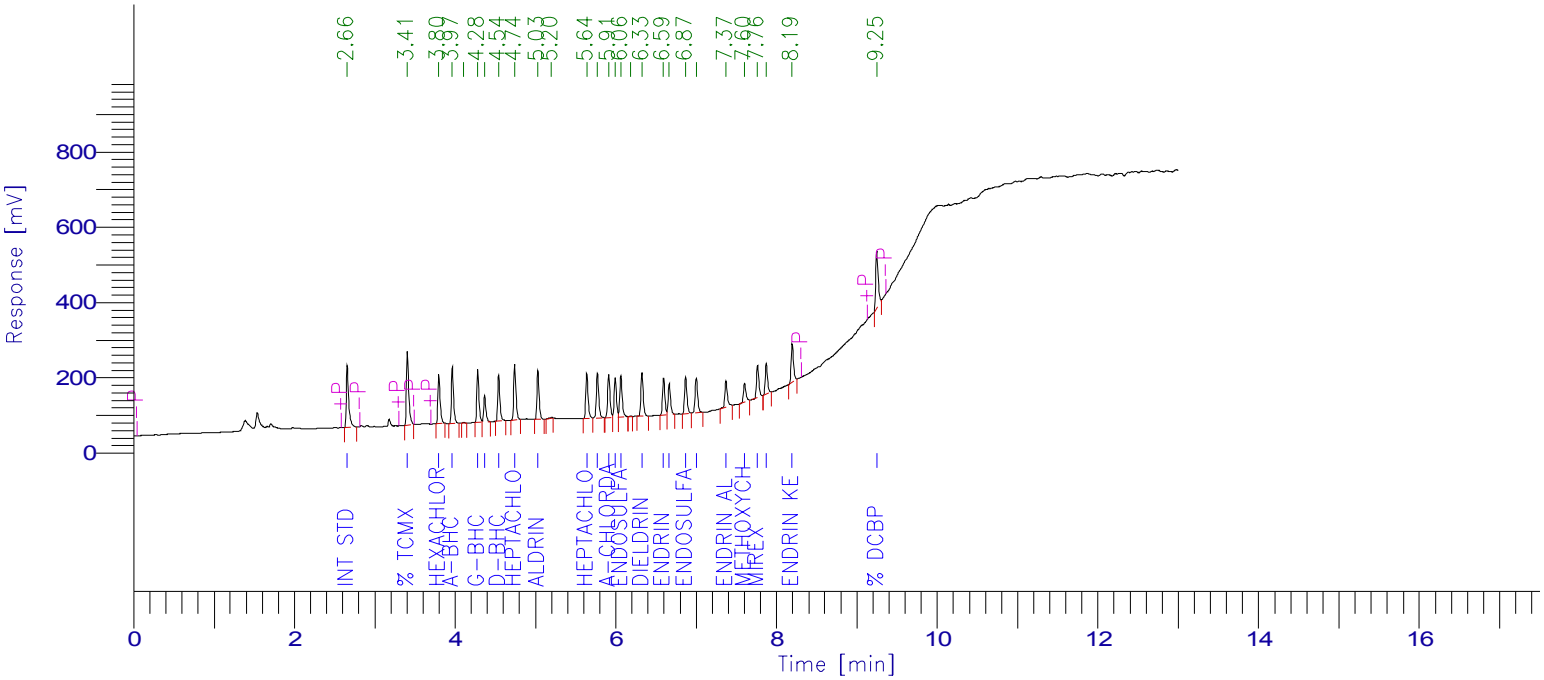

PESTICIDE REPORT

Peak #	Time [min]	Component Name	Raw Amount	Surrogate Recovery TCMX & DCBP	Multiplier	Adjusted Amount for Labowrks	Area [µV·s]
1	2.658	Int Std	100.0000	250.0000	1.0000	100.0000	343785.21
2	3.406	% TCMX	69.9192	174.7980	1.0000	69.9192	398662.92
3	3.797	Hexachlorobenzene	30.7926	76.9814	1.0000	30.7926	258458.46
4	3.966	a-BHC	35.2296	88.0740	1.0000	35.2296	281605.24
6	4.281	g-BHC	35.0909	87.7274	1.0000	35.0909	264034.24
7	4.368	b-BHC	46.7529	116.8824	1.0000	46.7529	134316.39
8	4.543	d-BHC	35.3811	88.4527	1.0000	35.3811	232722.55
9	4.742	Heptachlor	34.0297	85.0742	1.0000	34.0297	272624.46
10	5.031	Aldrin	32.6718	81.6794	1.0000	32.6718	242409.80
12	5.639	Heptachlor epoxide	35.7153	89.2882	1.0000	35.7153	245566.29
13	5.772	g-Chlordane	36.3514	90.8786	1.0000	36.3514	250349.77
14	5.911	a-Chlordane	35.5505	88.8762	1.0000	35.5505	236869.00
15	5.992	4,4'-DDE	35.4209	88.5524	1.0000	35.4209	211908.87
16	6.063	Endosulfan I	36.5460	91.3650	1.0000	36.5460	230403.76
18	6.326	Dieldrin	35.6812	89.2030	1.0000	35.6812	234503.66
19	6.594	Endrin	35.6867	89.2168	1.0000	35.6867	203929.65
20	6.665	4,4'-DDD	37.3244	93.3111	1.0000	37.3244	168602.45
21	6.870	Endosulfan II	39.1563	97.8908	1.0000	39.1563	207924.09
22	7.001	4,4'-DDT	38.6289	96.5723	1.0000	38.6289	195091.48
23	7.371	Endrin aldehyde	38.8190	97.0475	1.0000	38.8190	150936.67
24	7.601	Methoxychlor	37.8175	94.5437	1.0000	37.8175	112227.38
25	7.764	Mirex	37.1227	92.8067	1.0000	37.1227	178151.25
26	7.872	Endosulfan sulfate	41.6521	104.1303	1.0000	41.6521	163720.63
27	8.194	Endrin Ketone	37.9442	94.8604	1.0000	37.9442	210798.44
28	9.248	% DCBP	71.4257	178.5643	1.0000	71.4257	302680.17
				2626.7768	25.0000	1050.7107	5732282.81

Client Id: QC Matrix Sample Duplicate (MSD) COMP-1

Software Version: 4.1<1L22>
Date: 11/18/2019 01:51 PM
Sample Name : msd 61964 2x c
Data File : E:\TC2019\ECD35\11-NOV\N18B017.RAW Date: 11/18/2019 01:19 PM
Sequence File: E:\TC2019\ECD35\11-NOV\PEST.SEQ Cycle: 580 Channel : B
Instrument : AUTO_ECD35 Rack/Vial: 0/15 Operator:
Sample Amount : 1.0000 Dilution Factor : 1.00

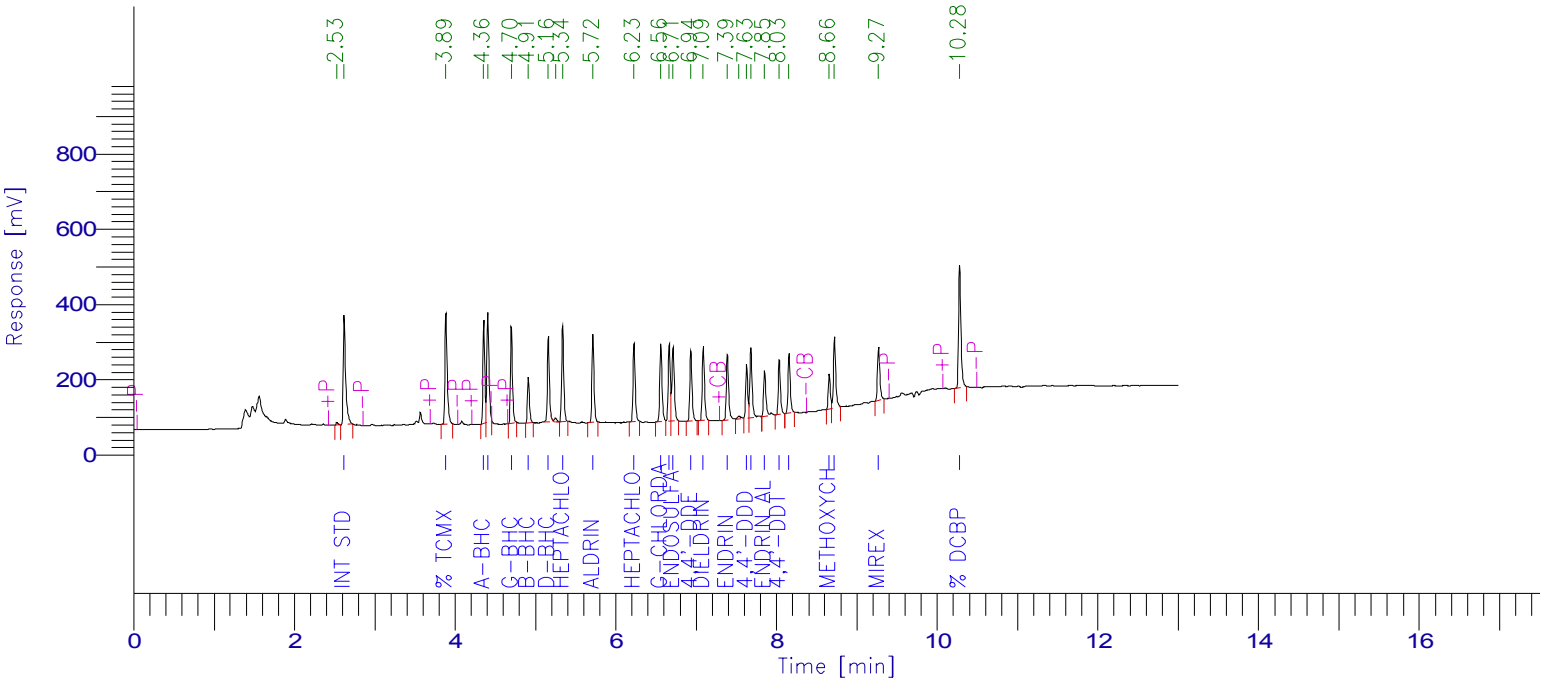

PESTICIDE REPORT

Peak #	Time [min]	Component Name	Raw Amount	Surrogate Recovery TCMX & DCBP	Multiplier	Adjusted Amount for Labowrks	Area [µV·s]
2	2.619	Int Std	100.0000	250.0000	1.0000	100.0000	610601.19
3	3.886	% TCMX	69.6758	174.1895	1.0000	69.6758	586400.90
4	4.357	a-BHC	34.5666	86.4166	1.0000	34.5666	448885.99
5	4.407	Hexachlorobenzene	29.3301	73.3253	1.0000	29.3301	538323.85
6	4.701	g-BHC	36.4141	91.0352	1.0000	36.4141	446616.33
7	4.911	b-BHC	47.6755	119.1887	1.0000	47.6755	212614.67
8	5.161	d-BHC	33.2801	83.2001	1.0000	33.2801	406550.61
10	5.337	Heptachlor	33.0853	82.7133	1.0000	33.0853	453220.91
11	5.715	Aldrin	31.9502	79.8755	1.0000	31.9502	421955.56
12	6.227	Heptachlor epoxide	32.4528	81.1321	1.0000	32.4528	395465.73
13	6.559	g-Chlordane	33.9880	84.9701	1.0000	33.9880	408502.30
14	6.665	a-Chlordane	33.8209	84.5524	1.0000	33.8209	389666.18
15	6.713	Endosulfan I	35.5247	88.8116	1.0000	35.5247	406167.38
16	6.935	4,4'-DDE	34.2140	85.5350	1.0000	34.2140	362555.93
17	7.088	Dieldrin	33.9471	84.8677	1.0000	33.9471	387021.68
18	7.389	Endrin	34.1044	85.2611	1.0000	34.1044	354048.76
20	7.627	4,4'-DDD	34.5808	86.4519	1.0000	34.5808	255979.02
21	7.680	Endosulfan II	37.6088	94.0219	1.0000	37.6088	378509.28
22	7.851	Endrin aldehyde	36.3138	90.7844	1.0000	36.3138	259347.87
23	8.034	4,4'-DDT	31.2296	78.0739	1.0000	31.2296	271252.73
24	8.155	Endosulfan sulfate	39.5613	98.9032	1.0000	39.5613	301197.65
25	8.656	Methoxychlor	37.0151	92.5376	1.0000	37.0151	167004.91
26	8.720	Endrin Ketone	37.7445	94.3612	1.0000	37.7445	365050.88
27	9.269	Mirex	36.2377	90.5942	1.0000	36.2377	271798.47
28	10.278	% DCBP	70.2020	175.5050	1.0000	70.2020	669421.22
				2536.3077	25.0000	1014.5231	9768159.99

1D
PESTICIDE ORGANICS ANALYSIS DATA SHEET

CLIENT SAMPLE NO.

CE61964 BL

Lab Name: Phoenix Environmental Client: NETC

Lab Code: Phoenix Instr: ECD35 Column.: CLP 0.32 SDG No.: GCE61964

Matrix: (soil/water) SOIL Lab Sample ID: CE61964 BL

Sample wt/vol: 15 (g/mL) g Lab File ID: N18A011

% Moisture: n.a. decanted: (Y/N) N Date Received: 11/15/19

Extraction: (SepF/Cont/ASE) 3545 Date Extracted: 11/15/19

Concentrated Extract Volume: 5000 (uL) Date Analyzed: 11/18/19

Injection Volume: 1 (ul) Dilution Factor: 2

CONCENTRATION UNITS: ug/Kg

CAS NO.	COMPOUND	CF	CONC	P/C	Q	MDL	PQL
319-84-6	alpha-BHC	NA	1.0	P	U	1.0	1.0
319-85-7	beta-BHC	NA	1.0	P	U	1.0	1.0
319-86-8	delta-BHC	NA	3.3	P	U	3.3	3.3
58-89-9	gamma-BHC (Lindane)	NA	1.0	P	U	1.0	1.0
76-44-8	Heptachlor	NA	3.3	P	U	3.3	3.3
309-00-2	Aldrin	NA	1.0	P	U	1.0	1.0
1024-57-3	Heptachlor Epoxide	NA	3.3	P	U	3.3	3.3
959-98-8	Endosulfan I	NA	3.3	P	U	3.3	3.3
60-57-1	Dieldrin	NA	1.0	P	U	1.0	1.0
72-55-9	4,4' -DDE	NA	1.7	P	U	1.7	1.7
72-20-8	Endrin	NA	3.3	P	U	3.3	3.3
33213-65-9	Endosulfan II	NA	3.3	P	U	3.3	3.3
72-54-8	4,4' -DDD	NA	1.7	P	U	1.7	1.7
1031-07-8	Endosulfan Sulfate	NA	3.3	P	U	3.3	3.3
50-29-3	4,4' -DDT	NA	1.7	P	U	1.7	1.7
72-43-5	Methoxychlor	NA	3.3	P	U	3.3	3.3
53494-70-5	Endrin ketone	NA	3.3	P	U	3.3	3.3
7421-93-4	Endrin Aldehyde	NA	3.3	P	U	3.3	3.3
8001-35-2	Toxaphene	NA	130	P	U	130	130
5103-71-9	alpha-Chlordane	NA	3.3	P	U	3.3	3.3
5103-74-2	gamma-Chlordane	NA	3.3	P	U	3.3	3.3
57-74-9	Chlordane	NA	33	P	U	33	33
2051-24-3	Decachlorobiphenyl	1.233	92	P		%	%
877-09-8	Tetrachloro-m-xylene	1.659	82	P		%	%

57-74-9 Sample PQL Calc: (50raw * 2df * 5fv) / (15wt-vol) = 33

Both channels need to have the compound detected for a concentration to be reported on either channel.
U1=Due to matrix interference and/or the presence of a large amount of non-target material, the reporting level for this compound has been elevated.
U2=The presence of this compound was not confirmed by the analyst based on the characteristic pattern matching of multi-component parameters, retention time, and/or peak shape.

P/C: P=Primary Result C=Confirmation Result X=Not Used CF=Calculated Calibration/Response Factor MC=Multi-Component

1D
PESTICIDE ORGANICS ANALYSIS DATA SHEET

CLIENT SAMPLE NO.

CE61964 BL

Lab Name: Phoenix Environmental Client: NETC

Lab Code: Phoenix Instr: ECD35 Column.: Rtx-440 0.32 SDG No.: GCE61964

Matrix: (soil/water) SOIL Lab Sample ID: CE61964 BL

Sample wt/vol: 15 (g/mL) g Lab File ID: N18B011

% Moisture: n.a. decanted: (Y/N) N Date Received: 11/15/19

Extraction: (SepF/Cont/ASE) 3545 Date Extracted: 11/15/19

Concentrated Extract Volume: 5000 (uL) Date Analyzed: 11/18/19

Injection Volume: 1 (ul) Dilution Factor: 2

CONCENTRATION UNITS: ug/Kg

CAS NO.	COMPOUND	CF	CONC	P/C	Q	MDL	PQL
319-84-6	alpha-BHC	NA	1.0	C	U	1.0	1.0
319-85-7	beta-BHC	NA	1.0	C	U	1.0	1.0
319-86-8	delta-BHC	NA	3.3	C	U	3.3	3.3
58-89-9	gamma-BHC (Lindane)	NA	1.0	C	U	1.0	1.0
76-44-8	Heptachlor	NA	3.3	C	U	3.3	3.3
309-00-2	Aldrin	NA	1.0	C	U	1.0	1.0
1024-57-3	Heptachlor Epoxide	NA	3.3	C	U	3.3	3.3
959-98-8	Endosulfan I	NA	3.3	C	U	3.3	3.3
60-57-1	Dieldrin	NA	1.0	C	U	1.0	1.0
72-55-9	4,4' -DDE	NA	1.7	C	U	1.7	1.7
72-20-8	Endrin	NA	3.3	C	U	3.3	3.3
33213-65-9	Endosulfan II	NA	3.3	C	U	3.3	3.3
72-54-8	4,4' -DDD	NA	1.7	C	U	1.7	1.7
1031-07-8	Endosulfan Sulfate	NA	3.3	C	U	3.3	3.3
50-29-3	4,4' -DDT	NA	1.7	C	U	1.7	1.7
72-43-5	Methoxychlor	NA	3.3	C	U	3.3	3.3
53494-70-5	Endrin ketone	NA	3.3	C	U	3.3	3.3
7421-93-4	Endrin Aldehyde	NA	3.3	C	U	3.3	3.3
8001-35-2	Toxaphene	NA	130	C	U	130	130
5103-71-9	alpha-Chlordane	NA	3.3	C	U	3.3	3.3
5103-74-2	gamma-Chlordane	NA	3.3	C	U	3.3	3.3
57-74-9	Chlordane	NA	33	C	U	33	33
2051-24-3	Decachlorobiphenyl	1.562	91	C		%	%
877-09-8	Tetrachloro-m-xylene	1.378	82	C		%	%

57-74-9 Sample PQL Calc: (50raw * 2df * 5fv) / (15wt-vol) = 33

Both channels need to have the compound detected for a concentration to be reported on either channel.
U1=Due to matrix interference and/or the presence of a large amount of non-target material, the reporting level for this compound has been elevated.
U2=The presence of this compound was not confirmed by the analyst based on the characteristic pattern matching of multi-component parameters, retention time, and/or peak shape.

P/C: P=Primary Result C=Confirmation Result X=Not Used CF=Calculated Calibration/Response Factor MC=Multi-Component

Client Id: QC Blank CE61964

Software Version: 4.1<1L22>
Date: 11/18/2019 11:52 AM
Sample Name : blk 61964 2x c
Data File : E:\TC2019\ECD35\11-NOV\N18A011.RAW Date: 11/18/2019 11:30 AM
Sequence File: E:\TC2019\ECD35\11-NOV\PEST.SEQ Cycle: 574 Channel : A
Instrument : AUTO_ECD35 Rack/Vial: 0/9 Operator:
Sample Amount : 1.0000 Dilution Factor : 1.00

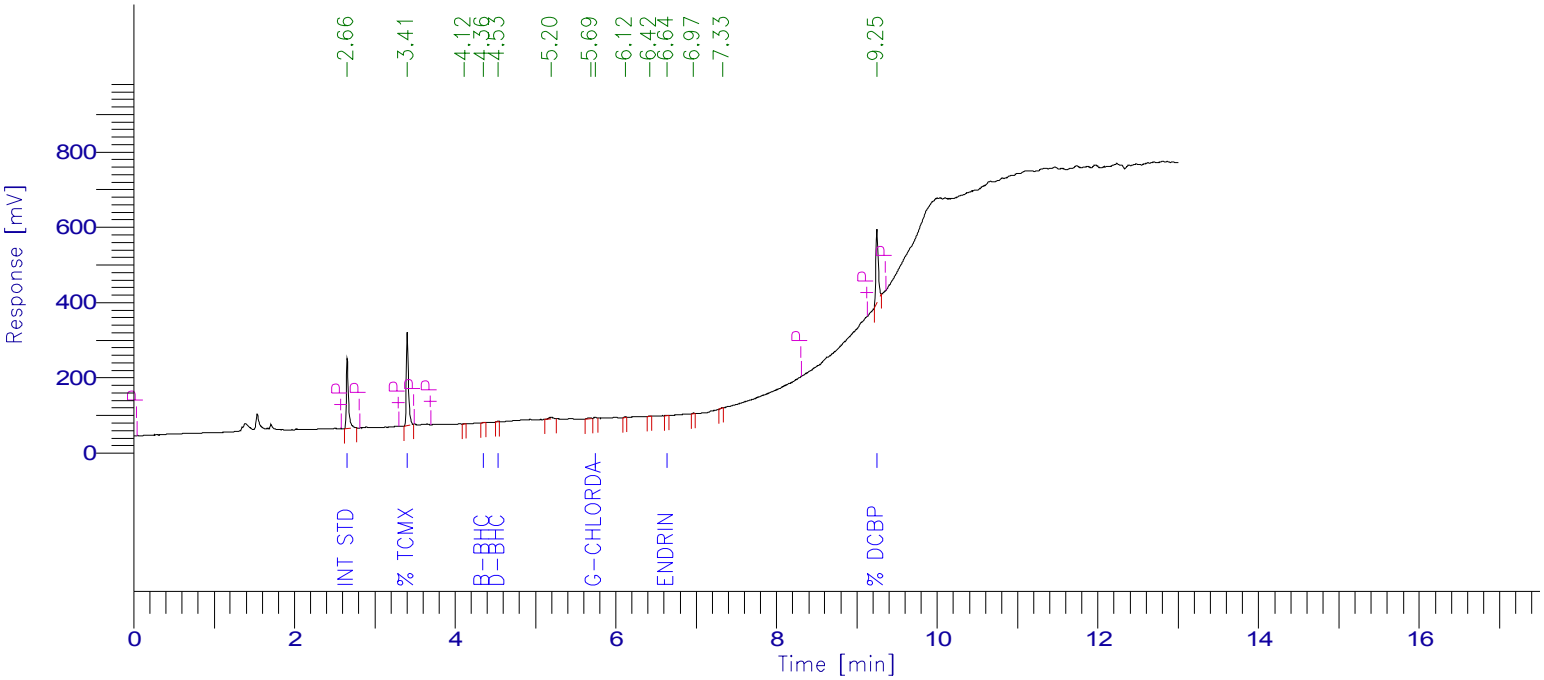

PESTICIDE REPORT

Peak #	Time [min]	Component Name	Raw Amount	Surrogate Recovery TCMX & DCBP	Multiplier	Adjusted Amount for Labowrks	Area [µV·s]
1	2.658	Int Std	100.0000	250.0000	1.0000	100.0000	342648.84
2	3.405	% TCMX	81.5849	203.9622	1.0000	81.5849	463640.17
0	3.796	Hexachlorobenzene	0.0000	0.0000	1.0000	0.0000	0.00
0	3.964	a-BHC	0.0000	0.0000	1.0000	0.0000	0.00
0	4.276	g-BHC	0.0000	0.0000	1.0000	0.0000	0.00
4	4.357	b-BHC	0.4554	1.1385	1.0000	0.4554	1304.05
5	4.534	d-BHC	0.2645	0.6614	1.0000	0.2645	1734.34
0	4.731	Heptachlor	0.0000	0.0000	1.0000	0.0000	0.00
0	5.019	Aldrin	0.0000	0.0000	1.0000	0.0000	0.00
0	5.643	Heptachlor epoxide	0.0000	0.0000	1.0000	0.0000	0.00
8	5.743	g-Chlordane	0.8334	2.0834	1.0000	0.8334	5720.38
0	5.913	a-Chlordane	0.0000	0.0000	1.0000	0.0000	0.00
0	5.991	4,4'-DDE	0.0000	0.0000	1.0000	0.0000	0.00
0	6.066	Endosulfan I	0.0000	0.0000	1.0000	0.0000	0.00
0	6.329	Dieldrin	0.0000	0.0000	1.0000	0.0000	0.00
11	6.635	Endrin	0.4481	1.1202	1.0000	0.4481	2552.05
0	6.665	4,4'-DDD	0.0000	0.0000	1.0000	0.0000	0.00
0	6.874	Endosulfan II	0.0000	0.0000	1.0000	0.0000	0.00
0	7.001	4,4'-DDT	0.0000	0.0000	1.0000	0.0000	0.00
0	7.371	Endrin aldehyde	0.0000	0.0000	1.0000	0.0000	0.00
0	7.586	Methoxychlor	0.0000	0.0000	1.0000	0.0000	0.00
0	7.756	Mirex	0.0000	0.0000	1.0000	0.0000	0.00
0	7.867	Endosulfan sulfate	0.0000	0.0000	1.0000	0.0000	0.00
0	8.185	Endrin Ketone	0.0000	0.0000	1.0000	0.0000	0.00
14	9.249	% DCBP	91.5218	228.8046	1.0000	91.5218	386559.29
				687.7703	25.0000	275.1081	1204159.12

Client Id: QC Blank CE61964

Software Version: 4.1<1L22>
Date: 11/18/2019 11:53 AM
Sample Name : blk 61964 2x c
Data File : E:\TC2019\ECD35\11-NOV\N18B011.RAW Date: 11/18/2019 11:30 AM
Sequence File: E:\TC2019\ECD35\11-NOV\PEST.SEQ Cycle: 574 Channel : B
Instrument : AUTO_ECD35 Rack/Vial: 0/9 Operator:
Sample Amount : 1.0000 Dilution Factor : 1.00

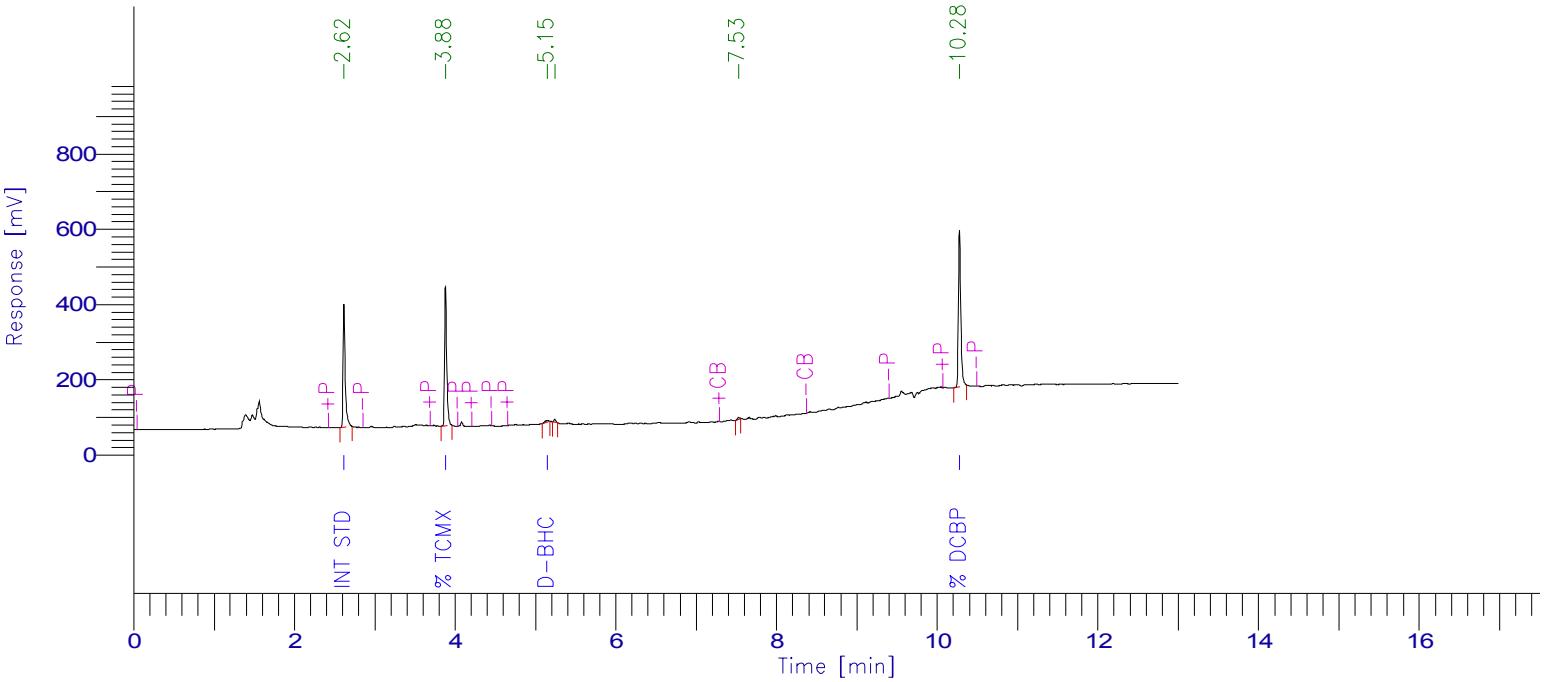

PESTICIDE REPORT

Peak #	Time [min]	Component Name	Raw Amount	Surrogate Recovery TCMX & DCBP	Multiplier	Adjusted Amount for Labowrks	Area [µV·s]
1	2.616	Int Std	100.0000	250.0000	1.0000	100.0000	612330.76
2	3.880	% TCMX	81.5319	203.8297	1.0000	81.5319	688126.81
0	4.371	a-BHC	0.0000	0.0000	1.0000	0.0000	0.00
0	4.421	Hexachlorobenzene	0.0000	0.0000	1.0000	0.0000	0.00
0	4.713	g-BHC	0.0000	0.0000	1.0000	0.0000	0.00
0	4.919	b-BHC	0.0000	0.0000	1.0000	0.0000	0.00
3	5.148	d-BHC	1.2705	3.1762	1.0000	1.2705	15564.18
0	5.349	Heptachlor	0.0000	0.0000	1.0000	0.0000	0.00
0	5.726	Aldrin	0.0000	0.0000	1.0000	0.0000	0.00
0	6.236	Heptachlor epoxide	0.0000	0.0000	1.0000	0.0000	0.00
0	6.566	g-Chlordane	0.0000	0.0000	1.0000	0.0000	0.00
0	6.673	a-Chlordane	0.0000	0.0000	1.0000	0.0000	0.00
0	6.722	Endosulfan I	0.0000	0.0000	1.0000	0.0000	0.00
0	6.939	4,4'-DDE	0.0000	0.0000	1.0000	0.0000	0.00
0	7.094	Dieldrin	0.0000	0.0000	1.0000	0.0000	0.00
0	7.393	Endrin	0.0000	0.0000	1.0000	0.0000	0.00
0	7.629	4,4'-DDD	0.0000	0.0000	1.0000	0.0000	0.00
0	7.683	Endosulfan II	0.0000	0.0000	1.0000	0.0000	0.00
0	7.855	Endrin aldehyde	0.0000	0.0000	1.0000	0.0000	0.00
0	8.037	4,4'-DDT	0.0000	0.0000	1.0000	0.0000	0.00
0	8.158	Endosulfan sulfate	0.0000	0.0000	1.0000	0.0000	0.00
0	8.659	Methoxychlor	0.0000	0.0000	1.0000	0.0000	0.00
0	8.723	Endrin Ketone	0.0000	0.0000	1.0000	0.0000	0.00
0	9.276	Mirex	0.0000	0.0000	1.0000	0.0000	0.00
6	10.276	% DCBP	90.5217	226.3044	1.0000	90.5217	865628.10
				683.3102	25.0000	273.3241	2181649.85

ASE **Soil Ext. for Pesticide**

ASEPEST-506521 **QAQC Code** #Q$PESTS **QAQC Sample #** CE61964 11/15/19 1:20 PM

	Sample / C#	Acode	Analysis/ ASE Id	Wt(g)	Surrogate Vol (ml)	Final Vol (ml)	Cell #	Comments	Start Date	Finish Date	Initials
0	CE61964 *	BLK	ASE #11	15	0.5	5	T65	(1)	11/15	11/15	VV/LE
0	CE61964 *	LCS	ASE #11	15	0.5	5	X260	0.5ML SP	11/15	11/15	VV/LE
0	CE61964 *	LCSD	ASE #11	15	0.5	5	X159	0.5ML SP	11/15	11/15	VV/LE
0	CE61964 * - 12	MS	ASE #11	15.44	0.5	5	T249	0.5ML SP	11/15	11/15	MM/LE
0	CE61964 * - 12	MSD	ASE #11	15.01	0.5	5	X158	0.5ML SP	11/15	11/15	MM/LE
1	CE61154 *	ASEPEST	ASE #11 PCB	15.27	0.5	5	T239		11/15	11/15	MM/LE
2	CE61352 - 10	ASEPEST	ASE #11 PCB	15.02	0.5	5	T19		11/15	11/15	MM/LE
3	CE61359 ** - 7	ASEPEST	ASE #11 PCB	15.02	0.5	5	T302		11/15	11/15	MM/LE
4	CE61448 ** - 0	ASEPEST	ASE #11 PCB	15.39	0.5	5	X253		11/15	11/15	MM/LE
5	CE61451 ** - 5	ASEPEST	ASE #11 PCB	15.00	0.5	5	D16		11/15	11/15	MM/LE
6	CE61501 * - 0	ASEPEST	ASE #11	15.15	0.5	5	T15		11/15	11/15	MM/LE
7	CE61502 * - 0	ASEPEST	ASE #11	15.15	0.5	5	T130		11/15	11/15	MM/LE
8	CE61527 ** - 7	ASEPEST-MA	ASE #11 PCB	15.49	0.5	5	T234		11/15	11/15	MM/LE
9	CE61767 * - 4	ASEPEST-NY	ASE #11 PCB	3.74	0.5	5	R300		11/15	11/15	MM/LE
10	CE61811 ** - 9	ASEPEST	ASE #11 PCB	15.26	0.5	5	X195		11/15	11/16	MM/E
11	CE61771 ** - 6	ASEPEST	ASE #11 PCB	15.25	0.5	5	X45		11/15	11/15	MM/LE
12	CE61772 ** - 6	ASEPEST	ASE #11 PCB	15.34	0.5	5	R284		11/15	11/16	MM/E
13	CE61773 ** - 7	ASEPEST	ASE #11 PCB	15.14	0.5	5	T22		11/15	11/16	MM/E
14	CE61774 ** - 6	ASEPEST	ASE #11 PCB	15.32	0.5	5	T238		11/15	11/16	MM/E
15	CE61775 ** - 6	ASEPEST	ASE #11 PCB	15.21	0.5	5	T201		11/15	11/16	MM/E
16	CE61776 ** - 6	ASEPEST	ASE #11 PCB	15.18	0.5	5	X202		11/15	11/16	MM/E
17	CE61777 ** - 4	ASEPEST	ASE #11 PCB	15.21	0.5	5	X254		11/15	11/16	MM/E
18	CE61778 ** - 6	ASEPEST	ASE #11 PCB	15.11	0.5	5	X49		11/15	11/16	MM/E
19	CE61812 ** - 8	ASEPEST	ASE #11 PCB	15.33	0.5	5	223		11/15	11/16	MM/E
20	CE61964 * - 12	ASEPEST-NY	ASE #11 PCB	15.12	0.5	5	X22		11/15	11/15	MM/LE

QC Rpt Cmnt

Prep Comment

Post Comment

Surrogate Id # ultra (ISM-320) **Tracking #** **Time In**

Spike # restek (32415)/Abs(70195)/Abs(7943 **Tracking #** **Time Out**

LCSID # restek (32415)/Abs(70195)/Abs(7943 **Tracking #** **Temp**

Standards **Time Basic**

Vendor Id	Item ID	Phoenix Lot Number	Vendor Lot Number	Expiration Date
Brand-Nu	95% Hexane	S#NNJ	DX967-US	05/08/20
Brand-Nu	Acetone	S#NJA	236138	05/01/20
Brand-Nu	Hexane			
Phoenix	P/P - SURROGATE PREP	P/P32Z	----------	11/10/20
Phoenix	PEST - PREP SM SPIKE	PEST51V	----------	02/01/20

PHOENIX
Environmental Laboratories, Inc.

587 East Middle Turnpike, P.O. Box 370, Manchester, CT 06040
Telephone: 860.645.1102 • Fax: 860.645.0823

NY ANALYTICAL SERVICES PROTOCOL
DATA PACKAGE

Client: NETC

125 BATH STREET

Laboratory Project: GCE61964

Metals (Soil)
Ver 1

Inorganic Data Flags

• C (Concentration) Qualifiers:

J – The reported value was obtained from a reading that was less than the Reporting Level (RL) but greater than or equal to the Instrument Detection Limit (IDL)

U – The analyte was analyzed for but not detected at or above the IDL

• Q Qualifiers:

E - The reported value is estimated because of the presence of interference. An explanatory note shall be included in the project narrative (if the problem applies to all samples) or on the specific FORM I-IN (if it is an isolated problem).

M- Duplicate injection precision not met.

N - Spiked sample recovery not within control limits.

S - The reported value was determined by the Method of Standard Additions (MSA).

W - Post-digestion spike for Furnace AA analysis is out of control limits (85-115%), while sample absorbance is less than 50% of spike absorbance.

* - Duplicate analysis not within control limits.

+ - Correlation coefficient for the MSA is less than 0.995.

• M (Method) Qualifiers:

“P” - ICP
“A” - Flame AA
“F” - Furnace AA
“PM” - ICP when Microwave Digestion is used
“AM” - Flame AA when Microwave Digestion is used
“FM” - Furnace AA when Microwave Digestion is used
“CV” - Manual Cold Vapor AA
“AV” - Automated Cold Vapor AA
“CA” - Midi-Distillation Spectrophotometric
“AS” - Semi-Automated Spectrophotometric
“C” - Manual Spectrophotometric
“T” - Titrimetric
“ ” - where no data have been entered
“NR” - the analyte is not required to be analyzed
"G" - Gravimetric

PHOENIX
Environmental Laboratories, Inc.
587 East Middle Turnpike, P.O.Box 370, Manchester, CT 06040
Tel. (860) 645-1102 Fax (860) 645-0823

ACCREDITED IN ACCORDANCE WITH nelac NY # 11301

SDG: GCE61964

Metals Soil Conformance / Non-Conformance Summary

Project ID / Client ID: 125 BATH STREET, NETC

Form 1 (Analysis):

The following samples/analytes were flagged for non-compliance:
TMD-SM-506580 MS (N flag): CE61964; Barium, Manganese, Potassium, Sodium

Form 2A (Initial & Continuing Calibration Verification):

All Initial and Continuing Calibrations met criteria with the following exceptions: None.

Form 2B (CRDL):

All CRDLs met criteria with the following exceptions: None.

Form 3 (Continuing and Preparation Blanks):

All Continuing and Preparation Blanks were Non-Detect with the following exceptions: None.

Form 4 (ICP Interference Check):

All ICP Interference Checks met criteria with the following exceptions:
A sample bias is not suspected for Cadmium, Cobalt, Lead and Zinc sample (s) concentration (s) are greater than 5X the amounts found in the ICSA.

Form 5 (Matrix Spikes):

All Matrix Spikes met criteria with the following exceptions:
CE61964 MS: Barium (130% [75-125], Post Spike 92% [Pass]), Potassium (373% [75-125], Post Spike 99% [Pass]), Manganese (145% [75-125], Post Spike 72% [Fail]), Sodium (131% [75-125], Post Spike 119% [Pass])
Note that the laboratory performs a MS and MSD; only the MS is reported on Form 5.

Form 6 (Duplicates):

All Sample Duplicates met criteria with the following exceptions: None.

Form 7 (Laboratory Control Samples):

All Laboratory Control Samples met criteria with the following exceptions: None.
Note that the laboratory performs a LCS and LCSD; only the LCS is reported on Form 7.

Form 9 (Serial Dilution):

All Serial Dilutions met criteria with the following exceptions:
CE61964: Copper (10.6% [10])

11/27/19

Alejandro Paredes
Project Manager

INORGANIC ANALYSIS DATA SHEET

Client Id: COMP-1

Lab Name: Phoenix Environmental Labs Client: NETC

Lab Code: Phoenix SDG No.: GCE61964

Lab Sample Id: CE61964 Sample Matrix: SOIL

Date Received: 11/15/2019 Percent Solids: 95.0

Concentration Units (mg/L or mg/kg dry weight): mg/Kg

CAS No.	Analyte	Concentration	C	Q	MDL LOD	PQL RL	DF	Date Analyzed	M
7440-22-4	Silver	0.33	U		0.33	0.33	1	11/16/19 13:31	P
7429-90-5	Aluminum	6750			6.7	33	10	11/16/19 12:52	P
7440-38-2	Arsenic	3.65			0.67	0.67	1	11/16/19 13:31	P
7440-39-3	Barium	48.4		N	0.33	0.7	1	11/16/19 13:31	P
7440-41-7	Beryllium	0.38			0.13	0.27	1	11/16/19 13:31	P
7440-70-2	Calcium	43000			31	33	10	11/16/19 12:52	P
7440-43-9	Cadmium	0.81			0.33	0.33	1	11/16/19 13:31	P
7440-48-4	Cobalt	7.06			0.33	0.33	1	11/16/19 13:31	P
7440-47-3	Chromium	10.1			0.33	0.33	1	11/16/19 13:31	P
7440-50-8	Copper	20.8			0.33	0.7	1	11/16/19 13:31	P
7439-89-6	Iron	17700			33	33	10	11/16/19 12:52	P
7439-97-6	Mercury	0.03	U		0.02	0.03	2	11/18/19 09:03	AV
7440-09-7	Potassium	1400		N	2.6	7	1	11/16/19 13:31	P
7439-95-4	Magnesium	12100			33	33	10	11/16/19 12:52	P
7439-96-5	Manganese	353		N	3.3	3.3	10	11/16/19 12:52	P
7440-23-5	Sodium	83		N	2.9	7	1	11/16/19 13:31	P
7440-02-0	Nickel	15.0			0.33	0.33	1	11/16/19 13:31	P
7439-92-1	Lead	6.8			0.33	0.7	1	11/16/19 13:31	P
7440-36-0	Antimony	3.3	U		3.3	3.3	1	11/16/19 13:31	P
7782-49-2	Selenium	1.3	U		1.1	1.3	1	11/16/19 13:31	P
7440-28-0	Thallium	1.3	U		1.3	1.3	1	11/16/19 13:31	P
7440-62-2	Vanadium	16.1			0.33	0.33	1	11/16/19 13:31	P
7440-66-6	Zinc	42.3			0.33	0.7	1	11/16/19 13:31	P

FORM I - IN

2A
INITIAL AND CONTINUING CALIBRATION VERIFICATION

Lab Name: Phoenix Environmental Labs Client: NETC

Lab Code: Phoenix SDG: GCE61964

Initial Calibration Source: Absolute Standard (CVS)

Continuing Calibration Source: Inorganic Ventures (IPC1+2)

Instrument: ARCOS

Concentration Units: mg/l

Analyte	Initial Calibration 11/16/19 12:00			Continuing Calibration 11/16/19 12:33			Continuing Calibration 11/16/19 13:12			M
	True	Found	%R	True	Found	%R	True	Found	%R	
Silver	0.2500	0.2432	97.3	0.2500	0.2437	97.5	0.2500	0.2454	98.2	P
Aluminum	1.000	0.9972	99.7	1.000	1.001	100.1	1.000	1.004	100.4	P
Arsenic	1.000	1.014	101.4	1.000	1.021	102.1	1.000	1.021	102.1	P
Barium	1.000	1.011	101.1	1.000	1.011	101.1	1.000	1.009	100.9	P
Beryllium	1.000	1.012	101.2	1.000	1.024	102.4	1.000	1.026	102.6	P
Calcium	1.000	1.001	100.1	1.000	1.005	100.5	1.000	1.013	101.3	P
Cadmium	1.000	0.9954	99.5	1.000	1.001	100.1	1.000	1.010	101.0	P
Cobalt	1.000	1.016	101.6	1.000	1.017	101.7	1.000	1.019	101.9	P
Chromium	1.000	1.018	101.8	1.000	1.017	101.7	1.000	1.023	102.3	P
Copper	1.000	1.009	100.9	1.000	1.012	101.2	1.000	1.013	101.3	P
Iron	1.000	1.013	101.3	1.000	1.018	101.8	1.000	1.012	101.2	P
Mercury										
Potassium	5.000	4.987	99.7	5.000	5.019	100.4	5.000	5.075	101.5	P
Magnesium	1.000	0.9850	98.5	1.000	1.005	100.5	1.000	1.020	102.0	P
Manganese	1.000	1.023	102.3	1.000	1.027	102.7	1.000	1.026	102.6	P
Sodium	5.000	4.909	98.2	5.000	4.994	99.9	5.000	5.023	100.5	P
Nickel	1.000	1.028	102.8	1.000	1.022	102.2	1.000	1.024	102.4	P
Lead	1.000	1.009	100.9	1.000	1.007	100.7	1.000	1.012	101.2	P
Antimony	1.000	1.035	103.5	1.000	1.033	103.3	1.000	1.029	102.9	P
Selenium	1.000	1.045	104.5	1.000	1.056	105.6	1.000	1.050	105.0	P
Thallium	1.000	0.9916	99.2	1.000	0.9959	99.6	1.000	0.9998	100.0	P
Vanadium	1.000	1.021	102.1	1.000	1.019	101.9	1.000	1.023	102.3	P
Zinc	1.000	0.9964	99.6	1.000	1.000	100.0	1.000	1.007	100.7	P

(1) Control Limits: Mercury 80-120; Other Metals 90-110

FORM II - IN (PART 1) - 1

2A
INITIAL AND CONTINUING CALIBRATION VERIFICATION

Lab Name: Phoenix Environmental Labs Client: NETC

Lab Code: Phoenix SDG: GCE61964

Initial Calibration Source: Absolute Standard (CVS)

Continuing Calibration Source: Inorganic Ventures (IPC1+2)

Instrument: ARCOS

Concentration Units: mg/l

Analyte	Continuing Calibration 11/16/19 13:50 True	Found	%R	Continuing Calibration True	Found	%R	Continuing Calibration True	Found	%R	M
Silver	0.2500	0.2472	98.9							P
Aluminum	1.000	1.023	102.3							P
Arsenic	1.000	1.003	100.3							P
Barium	1.000	0.9919	99.2							P
Beryllium	1.000	1.014	101.4							P
Calcium	1.000	1.030	103.0							P
Cadmium	1.000	0.9942	99.4							P
Cobalt	1.000	1.006	100.6							P
Chromium	1.000	1.010	101.0							P
Copper	1.000	1.012	101.2							P
Iron	1.000	1.017	101.7							P
Mercury										
Potassium	5.000	5.247	104.9							P
Magnesium	1.000	1.051	105.1							P
Manganese	1.000	1.017	101.7							P
Sodium	5.000	5.136	102.7							P
Nickel	1.000	0.9983	99.8							P
Lead	1.000	0.9947	99.5							P
Antimony	1.000	1.030	103.0							P
Selenium	1.000	1.065	106.5							P
Thallium	1.000	0.9968	99.7							P
Vanadium	1.000	1.015	101.5							P
Zinc	1.000	1.008	100.8							P

(1) Control Limits: Mercury 80-120; Other Metals 90-110

FORM II - IN (PART 1) - 2

2A
INITIAL AND CONTINUING CALIBRATION VERIFICATION

Lab Name: Phoenix Environmental Labs Client: NETC

Lab Code: Phoenix SDG: GCE61964

Initial Calibration Source: Ultra

Continuing Calibration Source: Ultra

Instrument: MERLIN

Concentration Units: mg/l

Analyte	Initial Calibration 11/18/19 07:55			Continuing Calibration 11/18/19 08:39			Continuing Calibration 11/18/19 09:12			M
	True	Found	%R	True	Found	%R	True	Found	%R	
Silver										
Aluminum										
Arsenic										
Barium										
Beryllium										
Calcium										
Cadmium										
Cobalt										
Chromium										
Copper										
Iron										
Mercury	0.0040	0.0039	97.2	0.0040	0.0037	93.3	0.0040	0.0041	103.5	AV
Potassium										
Magnesium										
Manganese										
Sodium										
Nickel										
Lead										
Antimony										
Selenium										
Thallium										
Vanadium										
Zinc										

(1) Control Limits: Mercury 80-120; Other Metals 90-110

FORM II - IN (PART 1) - 3

2B
CRDL STANDARD

Lab Name: Phoenix Environmental Labs Client: NETC

Lab Code: Phoenix SDG: GCE61964

Instrument: ARCOS

CRDL Standard Source: Environmental Express

Concentration Units: mg/L

	Initial CRDL Standard 11/16/2019 12:13 Initial			Continuing CRDL Standard 11/16/2019 15:18 Continuing		
Analyte	True	Found	%R	True	Found	%R
Silver	0.0050	0.0047	94.2	0.0050	0.0049	97.4
Aluminum	0.0500	0.0512	102.3	0.0500	0.0530	106.0
Arsenic	0.0200	0.0197	98.4	0.0200	0.0179	89.7
Barium	0.0100	0.0102	101.6	0.0100	0.0105	105.0
Beryllium	0.0050	0.0047	93.2	0.0050	0.0046	92.6
Calcium	0.0500	0.0523	104.5	0.0500	0.0550	109.9
Cadmium	0.0050	0.0056	112.6	0.0050	0.0055	110.2
Cobalt	0.0050	0.0052	103.4	0.0050	0.0051	101.2
Chromium	0.0050	0.0048	96.2	0.0050	0.0050	100.6
Copper	0.0050	0.0055	110.2	0.0050	0.0043	85.4
Iron	0.0250	0.0263	105.3	0.0250	0.0278	111.0
Mercury						
Potassium	0.5000	0.4984	99.7	0.5000	0.5370	107.4
Magnesium	0.0500	0.0506	101.2	0.0500	0.0559	111.8
Manganese	0.0050	0.0049	97.8	0.0050	0.0049	97.8
Sodium	0.5000	0.4870	97.4	0.5000	0.5229	104.6
Nickel	0.0050	0.0046	92.0	0.0050	0.0045	90.2
Lead	0.0100	0.0101	100.6	0.0100	0.0093	93.3
Antimony	0.0300	0.0309	103.1	0.0300	0.0266	88.6
Selenium	0.0500	0.0559	111.9	0.0500	0.0521	104.3
Thallium	0.0200	0.0216	107.9	0.0200	0.0207	103.5
Vanadium	0.0100	0.0102	101.5	0.0100	0.0110	109.5
Zinc	0.0100	0.0107	106.7	0.0100	0.0111	110.7

Control Limits: 70-130

FORM II - IN (PART 2)

2B
CRDL STANDARD

Lab Name: Phoenix Environmental Labs Client: NETC

Lab Code: Phoenix SDG: GCE61964

Instrument: MERLIN

CRDL Standard Source: Environmental Express

Concentration Units: mg/L

Analyte	Initial CRDL Standard 11/18/2019 8:00 Initial True	Found	%R	Continuing CRDL Standard Continuing True	Found	%R
Silver						
Aluminum						
Arsenic						
Barium						
Beryllium						
Calcium						
Cadmium						
Cobalt						
Chromium						
Copper						
Iron						
Mercury	0.0002	0.0002	94.1			
Potassium						
Magnesium						
Manganese						
Sodium						
Nickel						
Lead						
Antimony						
Selenium						
Thallium						
Vanadium						
Zinc						

Control Limits: 70-130

FORM II - IN (PART 2)

3
BLANKS

Lab Name: Phoenix Environmental Labs Client: NETC

Lab Code: Phoenix SDG No.: GCE61964

Preparation Blank Matrix (soil/water): CE61964 (Soil)

Preparation Blank Concentration Units (ug/L or mg/kg): mg/kg

Instrument: ARCOS

Analyte	Initial Calib. Blank (ug/L) 11/16/2019 12:20	C	Continuing Calibration Blank (ug/L) 11/16/2019 12:36 1	C	11/16/2019 13:15 2	C	11/16/2019 13:54 3	C	Prep Blank (mg/kg)	C	M
Silver	5	U	5	U	5	U	5	U	0.33	U	P
Aluminum	50	U	50	U	50	U	50	U	5.0	U	P
Arsenic	10	U	10	U	10	U	10	U	0.67	U	P
Barium	10	U	10	U	10	U	10	U	0.33	U	P
Beryllium	4	U	4	U	4	U	4	U	0.27	U	P
Calcium	50	U	50	U	50	U	50	U	5.0	U	P
Cadmium	5	U	5	U	5	U	5	U	0.33	U	P
Cobalt	5	U	5	U	5	U	5	U	0.33	U	P
Chromium	5	U	5	U	5	U	5	U	0.33	U	P
Copper	10	U	10	U	10	U	10	U	0.67	U	P
Iron	50	U	50	U	50	U	50	U	5.0	U	P
Mercury											
Potassium	100	U	100	U	100	U	100	U	5.0	U	P
Magnesium	50	U	50	U	50	U	50	U	5.0	U	P
Manganese	5	U	5	U	5	U	5	U	0.33	U	P
Sodium	100	U	100	U	100	U	100	U	5.0	U	P
Nickel	5	U	5	U	5	U	5	U	0.33	U	P
Lead	10	U	10	U	10	U	10	U	0.33	U	P
Antimony	50	U	50	U	50	U	50	U	3.3	U	P
Selenium	20	U	20	U	20	U	20	U	1.3	U	P
Thallium	20	U	20	U	20	U	20	U	3.0	U	P
Vanadium	5	U	5	U	5	U	5	U	0.33	U	P
Zinc	10	U	10	U	10	U	10	U	0.67	U	P

FORM III - IN

3
BLANKS

Lab Name: Phoenix Environmental Labs Client: NETC

Lab Code: Phoenix SDG No.: GCE61964

Preparation Blank Matrix (soil/water): CE61964 (Soil)

Preparation Blank Concentration Units (ug/L or mg/kg): mg/kg

Instrument: MERLIN

Analyte	Initial Calib. Blank (ug/L) 11/18/2019 7:58	C	Continuing Calibration Blank (ug/L) 11/18/2019 8:41 1	C	11/18/2019 9:14 2	C	3	C	Prep Blank (mg/kg)	C	M
Silver											
Aluminum											
Arsenic											
Barium											
Beryllium											
Calcium											
Cadmium											
Cobalt											
Chromium											
Copper											
Iron											
Mercury	0.18	U	0.18	U	0.18	U			0.03	U	AV
Potassium											
Magnesium											
Manganese											
Sodium											
Nickel											
Lead											
Antimony											
Selenium											
Thallium											
Vanadium											
Zinc											

FORM III - IN

4

ICP INTERFERENCE CHECK SAMPLE

Lab Name: Phoenix Environmental Labs Client: NETC

Lab Code: Phoenix SDG No.: GCE61964

Instrument: ARCOS ICS Source: Inorganic Ventures, Inc.

Concentration Units: mg/L

	True Value		Initial Found			Continuing Found		
			11/16/2019 12:23	11/16/2019 12:26		11/16/2019 15:21	11/16/2019 15:24	
Analyte	Sol. A	Sol. AB	Sol. A	Sol. AB	%R	Sol. A	Sol. AB	%R
Silver		0.3000	0.005U	0.272	90.7	0.005U	0.283	94.3
Aluminum	30.00	30.00	30.02	30.02	100.1	31.57	31.59	105.3
Arsenic		1.000	0.01U	1.06	106.0	0.01U	1.07	107.0
Barium		0.3000	0.005U	0.312	104.0	0.005U	0.322	107.3
Beryllium		0.1000	0.002U	0.101	101.0	0.002U	0.103	103.0
Calcium	150.0	150.0	151.8	151.5	101.0	151.8	153.1	102.1
Cadmium		0.3000	0.005	0.304	101.3	0.005	0.304	101.3
Cobalt		0.3000	0.007	0.314	104.7	0.007	0.316	105.3
Chromium		0.3000	0.005U	0.303	101.0	0.005U	0.307	102.3
Copper		0.3000	0.005U	0.322	107.3	0.005U	0.327	109.0
Iron	125.0	125.0	128.1	125.6	100.5	129.3	130.6	104.5
Mercury								
Potassium		20.00	0.039U	21.05	105.3	0.039U	22.25	111.3
Magnesium	75.00	75.00	76.76	75.77	101.0	78.77	79.37	105.8
Manganese		0.2000	0.005U	0.201	100.5	0.005U	0.203	101.5
Sodium	25.00	25.00	24.74	24.93	99.7	26.27	26.14	104.6
Nickel		0.3000	0.005U	0.308	102.7	0.005U	0.307	102.3
Lead		1.000	0.005U	0.981	98.1	0.005	0.996	99.6
Antimony		1.000	0.05U	1.04	104.0	0.05U	1.05	105.0
Selenium		0.5000	0.017U	0.542	108.4	0.017U	0.559	111.8
Thallium		1.000	0.02U	0.99	99.0	0.02U	1.01	101.0
Vanadium		0.3000	0.005U	0.304	101.3	0.005U	0.308	102.7
Zinc		0.3000	0.019	0.328	109.3	0.019	0.332	110.7

5A
SPIKE SAMPLE RECOVERY

Client Id: COMP-1

Lab Name: Phoenix Environmental Labs
Client: NETC

Lab Code: Phoenix
SDG No.: GCE61964

Lab Sample Id: CE61964
Sample Matrix: SOIL

Date Received: 11/15/2019
Percent Solids: 95

Batch Id: 506664

Concentration Units (mg/L or mg/kg dry weight): mg/kg

Analyte	Control Limit %R	Spiked Sample Result (SSR)	C	Sample Result (SR)	C	Spike Added (SA)	%R	Q	M
Silver									
Aluminum									
Arsenic									
Barium									
Beryllium									
Calcium									
Cadmium									
Cobalt									
Chromium									
Copper									
Iron									
Mercury	75-125	0.1352		0.03	U	0.1515	81.6		AV
Potassium									
Magnesium									
Manganese									
Sodium									
Nickel									
Lead									
Antimony									
Selenium									
Thallium									
Vanadium									
Zinc									

Comments:

FORM V - IN

5A
SPIKE SAMPLE RECOVERY

Client Id: COMP-1

Lab Name: Phoenix Environmental Labs
Client: NETC

Lab Code: Phoenix
SDG No.: GCE61964

Lab Sample Id: CE61964
Sample Matrix: SOIL

Date Received: 11/15/2019
Percent Solids: 95

Batch Id: 506580

Concentration Units (mg/L or mg/kg dry weight): mg/kg

Analyte	Control Limit %R	Spiked Sample Result (SSR)	C	Sample Result (SR)	C	Spike Added (SA)	%R	Q	M
Silver	75-125	33.76		0.33	U	32.90	103		P
Aluminum	75-125	12900		6755		131.6	NC		P
Arsenic	75-125	249.9		3.646		263.2	93.6		P
Barium	75-125	219.8		48.41		131.6	130	N	P
Beryllium	75-125	131.1		0.3784		131.6	99.3		P
Calcium	75-125	37900		42990		131.6	NC		P
Cadmium	75-125	119.1		0.8088		131.6	89.9		P
Cobalt	75-125	133.2		7.056		131.6	95.9		P
Chromium	75-125	142.9		10.13		131.6	101		P
Copper	75-125	175.2		20.76		131.6	117		P
Iron	75-125	19740		17740		131.6	NC		P
Mercury									
Potassium	75-125	3852		1395		657.9	373	N	P
Magnesium	75-125	10840		12070		131.6	NC		P
Manganese	75-125	543.7		353.0		131.6	145	N	P
Sodium	75-125	255.9		83.49		131.6	131	N	P
Nickel	75-125	138.1		15.01		131.6	93.5		P
Lead	75-125	253.7		6.781		263.2	93.8		P
Antimony	75-125	238.7		3.3	U	263.2	90.2		P
Selenium	75-125	104.9		1.3	U	131.6	79.6		P
Thallium	75-125	639.3		1.3	U	657.9	97.2		P
Vanadium	75-125	155.3		16.05		131.6	106		P
Zinc	75-125	173.4		42.34		131.6	99.6		P

Comments:

FORM V - IN

5B
POST SPIKE SAMPLE RECOVERY

Client Id: COMP-1

Lab Name: Phoenix Environmental Labs Client: NETC

Lab Code: Phoenix SDG No.:

Lab Sample Id: CE61964 Sample Matrix: SOIL

Date Received: 11/15/2019 Percent Solids: 95

Batch Id: 506580

Concentration Units (mg/L or mg/kg dry weight): mg/kg

Analyte	Control Limit %R	Spiked Sample Result (SSR)	C	Sample Result (SR)	C	Spike Added (SA)	%R	Q	M
Silver									
Aluminum									
Arsenic									
Barium	75-125	170.8		48.41		133.2	91.9		P
Beryllium									
Calcium									
Cadmium									
Cobalt									
Chromium									
Copper									
Iron									
Potassium	75-125	2056		1395		666.2	99.2		P
Magnesium									
Manganese	75-125	448.2		353.0		133.2	71.5	N	P
Sodium	75-125	242.4		83.49		133.2	119		P
Nickel									
Lead									
Antimony									
Selenium									
Thallium									
Vanadium									
Zinc									

Comments:

FORM V - IN

6
DUPLICATES

Client Id

COMP-1

Lab Name: Phoenix Environmental Labs

Client: NETC

Lab Code: Phoenix

SDG No.: GCE61964

Lab Sample Id: CE61964

Sample Matrix: SOIL

Date Received: 11/15/2019

Percent Solids: 95

Batch Id: 506664

Concentration Units (mg/L or mg/kg dry weight): mg/kg

Analyte	Control Limit %	Sample (S)	C	Duplicate (D)	C	RPD*	Q	M
Silver								
Aluminum								
Arsenic								
Barium								
Beryllium								
Calcium								
Cadmium								
Cobalt								
Chromium								
Copper								
Iron								
Mercury	30	0.03	U	0.03	U	NC		AV
Potassium								
Magnesium								
Manganese								
Sodium								
Nickel								
Lead								
Antimony								
Selenium								
Thallium								
Vanadium								
Zinc								

* No criteria if either result is less than 5x the reporting level.

FORM VI - IN

6
DUPLICATES

Client Id

COMP-1

Lab Name: Phoenix Environmental Labs

Client: NETC

Lab Code: Phoenix

SDG No.: GCE61964

Lab Sample Id: CE61964

Sample Matrix: SOIL

Date Received: 11/15/2019

Percent Solids: 95

Batch Id: 506580

Concentration Units (mg/L or mg/kg dry weight): mg/kg

Analyte	Control Limit %	Sample (S)	C	Duplicate (D)	C	RPD*	Q	M
Silver	30	0.33	U	0.32	U	NC		P
Aluminum	30	6750		7300		7.8		P
Arsenic	30	3.65		4.28		15.9		P
Barium	30	48.4		49.2		1.6		P
Beryllium	30	0.38		0.36		NC		P
Calcium	30	43000		41400		3.8		P
Cadmium	30	0.81		0.84		NC		P
Cobalt	30	7.06		7.29		3.2		P
Chromium	30	10.1		9.58		5.3		P
Copper	30	20.8		20.0		3.9		P
Iron	30	17700		17300		2.3		P
Mercury								
Potassium	30	1400		1280		9.0		P
Magnesium	30	12100		9030		29.1		P
Manganese	30	353		306		14.3		P
Sodium	30	83		108		26.2		P
Nickel	30	15.0		14.9		0.7		P
Lead	30	6.8		6.12		10.5		P
Antimony	30	3.3	U	3.2	U	NC		P
Selenium	30	1.3	U	1.3	U	NC		P
Thallium	30	1.3	U	2.9	U	NC		P
Vanadium	30	16.1		14.8		8.4		P
Zinc	30	42.3		41.7		1.4		P

* No criteria if either result is less than 5x the reporting level.

FORM VI - IN

LABORATORY CONTROL SAMPLE

Lab Name: Phoenix Environmental Labs Client: NETC

Lab Code: Phoenix SDG No.: GCE61964

Aqueous LCS Source: Environmental Express

QC Batch Id: 506664

QC Sample Id: CE61964

Analyte	Concentration Units (mg/L) True	Found	%R	Limits	
Silver					
Aluminum					
Arsenic					
Barium					
Beryllium					
Calcium					
Cadmium					
Cobalt					
Chromium					
Copper					
Iron					
Mercury	3.120	2.898	92.9	75	125
Potassium					
Magnesium					
Manganese					
Sodium					
Nickel					
Lead					
Antimony					
Selenium					
Thallium					
Vanadium					
Zinc					

FORM VII - IN

LABORATORY CONTROL SAMPLE

Lab Name: Phoenix Environmental Labs Client: NETC

Lab Code: Phoenix SDG No.: GCE61964

Aqueous LCS Source: Environmental Express

QC Batch Id: 506580

QC Sample Id: CE61964

Analyte	Concentration Units (mg/L) True	Found	%R	Limits	
Silver	27.20	29.28	108	70	130
Aluminum	7700	9203	120	80	120
Arsenic	125.0	128.9	103	80	120
Barium	589.0	540.1	91.7	80	120
Beryllium	155.0	163.6	106	80	120
Calcium	4720	4879	103	80	120
Cadmium	42.30	38.86	91.9	80	120
Cobalt	196.0	207.8	106	80	120
Chromium	58.30	65.52	112	80	120
Copper	78.00	88.99	114	80	120
Iron	15000	17390	116	80	120
Mercury					
Potassium	1970	2306	117	80	120
Magnesium	2240	2494	111	80	120
Manganese	310.0	335.2	108	80	120
Sodium	220.0	253.8	115	80	120
Nickel	333.0	346.5	104	80	120
Lead	111.0	117.8	106	80	120
Antimony	61.46	57.93	94.3	70	130
Selenium	251.0	207.4	82.6	80	120
Thallium	241.0	261.1	108	80	120
Vanadium	125.0	138.1	110	80	120
Zinc	351.0	362.5	103	80	120

FORM VII - IN

ICP SERIAL DILUTION

Client Id: COMP-1

Lab Name: Phoenix Environmental Labs

Client: NETC

Lab Code: Phoenix

SDG No.: GCE61964

Lab Sample Id: CE61964

Sample Matrix: SOIL

Date Received: 11/15/2019

Percent Solids: 95

Concentration Units (mg/L or mg/kg dry weight): mg/kg

Analyte	Initial Sample Result (I)	Q	Serial Dilution Result (S)	Q	% Differ-ence*	Q	M
Silver	0.33	U	1.67	U	NC		P
Aluminum							
Arsenic	3.65		3.33	U	NC		P
Barium	48.4		47		2.9		P
Beryllium	0.38		1.33	U	NC		P
Calcium							
Cadmium	0.81		1.67	U	NC		P
Cobalt	7.06		7.17		NC		P
Chromium	10.1		10.3		2.0		P
Copper	20.8		18.6		10.6	E	P
Iron							
Potassium	1400		1340		4.3		P
Magnesium							
Manganese							
Sodium	83		74.3		NC		P
Nickel	15		15.4		2.7		P
Lead	6.8		7.05		NC		P
Antimony	3.3	U	16.7	U	NC		P
Selenium	1.3	U	6.66	U	NC		P
Thallium	1.3	U	6.66	U	NC		P
Vanadium	16.1		16.2		0.6		P
Zinc	42.3		44.9		6.1		P

* No criteria (NC) if either result is less than 5x the reporting level.

FORM IX - IN

10
DETECTION LIMITS

Lab Name: Phoenix Environmental Labs Client: NETC

Lab Code: Phoenix SDG No.: GCE61964

Instrument: ARCOS Date: 03/16/17

Analyte	Wave-length (nm)	Back-ground	PQL (ug/L)	MDL (ug/L)	M
Silver	328.07		5.0	5.0	P
Aluminum	394.40		50	10	P
Arsenic	189.04		10	10	P
Barium	233.53		10	5.0	P
Beryllium	313.04		4.0	2.0	P
Calcium	317.93		50	46	P
Cadmium	214.43		5.0	5.0	P
Cobalt	228.62		5.0	5.0	P
Chromium	267.72		5.0	5.0	P
Copper	324.75		10	5.0	P
Iron	259.94		50	50	P
Potassium	766.49		100	39	P
Magnesium	279.08		50	50	P
Manganese	257.61		5.0	5.0	P
Sodium	589.59		100	43	P
Nickel	231.60		5.0	5.0	P
Lead	220.35		10	5.0	P
Antimony	206.83		50	50	P
Selenium	196.09		20	17	P
Thallium	190.86		20	20	P
Vanadium	292.46		5.0	5.0	P
Zinc	213.86		10	5.0	P

Comments:

FORM X - IN

10
DETECTION LIMITS

Lab Name: Phoenix Environmental Labs Client: NETC

Lab Code: Phoenix SDG No.: GCE61964

Instrument: MERLIN Date: 10/14/19

Analyte	Wave-length (nm)	Back-ground	PQL (ug/L)	MDL (ug/L)	M
Mercury	279.55		0.18	0.12	AV

Comments:

FORM X - IN

11A
ICP INTERELEMENT CORRECTION FACTORS (ANNUALLY)

Lab Name: Phoenix Environmental Labs Client: NETC

Lab Code: Phoenix SDG No.: GCE61964

Instrument: ARCOS

Analyte	Wave-length (nm)	Interelement Correction Factors for: Al	Ca	Cr	Fe	Mg	Mn	Na	Ti	V	Zn
Silver	328.07										
Aluminum	394.40										
Arsenic	189.04			Applied	Applied						
Barium	233.53			Applied		Applied			Applied		
Beryllium	313.04										
Calcium	317.93										
Cadmium	214.43	Applied									
Cobalt	228.62				Applied				Applied		
Chromium	267.72					Applied			Applied		
Copper	324.75					Applied					
Iron	259.94	Applied				Applied	Applied				
Potassium	766.49										
Magnesium	279.08										
Manganese	257.61			Applied							
Sodium	589.59										Applied
Nickel	231.60										
Lead	220.35										
Antimony	206.83			Applied							
Selenium	196.09										
Thallium	190.86	Applied									
Vanadium	292.46						Applied		Applied		
Zinc	213.86				Applied						

Comments:

FORM XI (PART 1) - IN

12
ICP LINEAR RANGES

Lab Name: Phoenix Environmental Labs Client: NETC

Lab Code: Phoenix SDG No.: GCE61964

Instrument: Arcos

Analyte	Wavelength (nm)	Concentration (ug/L)	M
Silver	328.07	500.0	P
Aluminum	394.40	30000.0	P
Arsenic	189.04	2000.0	P
Barium	233.53	2000.0	P
Beryllium	313.04	2000.0	P
Calcium	317.93	150000.0	P
Cadmium	214.43	2000.0	P
Cobalt	228.62	2000.0	P
Chromium	267.72	2000.0	P
Copper	324.75	2000.0	P
Iron	259.94	125000.0	P
Potassium	766.49	20000.0	P
Magnesium	279.08	75000.0	P
Manganese	257.61	2000.0	P
Sodium	589.59	50000.0	P
Nickel	231.60	2000.0	P
Lead	220.35	2000.0	P
Antimony	206.83	2000.0	P
Selenium	196.09	2000.0	P
Thallium	190.86	2000.0	P
Vanadium	292.46	2000.0	P
Zinc	213.86	2000.0	P

Comments:
A linear range study is performed per instrument. The concentrations above reflect the highest calibration point which is lower than the linear range concentration.

FORM XII - IN

13
PREPARATION LOG

Lab Name: Phoenix Environmental Labs Client: NETC

Lab Code: Phoenix SDG No.: GCE61964

Method: AV (Cold Vapor)

Batch Id: 506664

Lab Sample Id	Preparation Date	Weight (grams)	Volume (mL)
CE61964 BLK	11/18/19	0.60	40
CE61964 DUP	11/18/19	0.64	40
CE61964 LCS	11/18/19	0.65	40
CE61964 LCSD	11/18/19	0.66	40
CE61964 MS	11/18/19	0.66	40
CE61964 MSD	11/18/19	0.60	40
CE61964	11/18/19	0.62	40

13
PREPARATION LOG

Lab Name: Phoenix Environmental Labs Client: NETC

Lab Code: Phoenix SDG No.: GCE61964

Method: P (ICP)

Batch Id: 506580

Lab Sample Id	Preparation Date	Weight (grams)	Volume (mL)
CE61964 BLK	11/15/19	0.75	50
CE61964 DUP	11/15/19	0.83	50
CE61964 LCS	11/15/19	0.518	50
CE61964 LCSD	11/15/19	0.502	50
CE61964 MS	11/15/19	0.80	50
CE61964 MSD	11/15/19	0.76	50
CE61964	11/15/19	0.79	50

ANALYSIS RUN LOG

Lab Name: Phoenix Environmental Labs

Client: NETC

Lab Code: Phoenix

SDG: GCE61964

Instrument: ARCOS

Method: P (ICP)

Start Date: 11/16/19

End Date: 11/16/19

Lab Sample Id	Client Sample Id	D/F	Time	Analytes																								
				AG	AL	AS	BA	BE	CA	CD	CO	CR	CU	FE	HG	K	MG	MN	NA	NI	PB	SB	SE	TL	V	ZN		
ICV		1	12:00	X	X	X	X	X	X	X	X	X	X	X		X	X	X	X	X	X	X	X	X	X	X		
I-CRDL		1	12:13	X	X	X	X	X	X	X	X	X	X	X		X	X	X	X	X	X	X	X	X	X	X		
ICB		1	12:20	X	X	X	X	X	X	X	X	X	X	X		X	X	X	X	X	X	X	X	X	X	X		
I-ICSA		1	12:23	X	X	X	X	X	X	X	X	X	X	X		X	X	X	X	X	X	X	X	X	X	X		
I-ICSAB		1	12:26	X	X	X	X	X	X	X	X	X	X	X		X	X	X	X	X	X	X	X	X	X	X		
CCV		1	12:33	X	X	X	X	X	X	X	X	X	X	X		X	X	X	X	X	X	X	X	X	X	X		
CCB		1	12:36	X	X	X	X	X	X	X	X	X	X	X		X	X	X	X	X	X	X	X	X	X	X		
-		1	12:39																									
CE61964 - BLK	COMP-1 - BLK	1	12:42	X	X	X	X	X	X	X	X	X	X	X		X	X	X	X	X	X	X	X	X	X	X		
-		10	12:46																									
-		10	12:49																									
CE61964	COMP-1	10	12:52		X				X					X			X	X										
CE61964 - DUP	COMP-1 - DUP	10	12:55														X	X										
CE61964 - MS	COMP-1 - MS	10	12:59															X										
-		10	13:02																									
-		10	13:05																									
-		10	13:08																									
CCV		1	13:12	X	X	X	X	X	X	X	X	X	X	X		X	X	X	X	X	X	X	X	X	X	X		
CCB		1	13:15	X	X	X	X	X	X	X	X	X	X	X		X	X	X	X	X	X	X	X	X	X	X		
-		1	13:18																									
-		1	13:21																									
CE61964 - LCS	COMP-1 - LCS	1	13:24	X	X	X	X	X	X	X	X	X	X	X		X	X	X	X	X	X	X	X	X	X	X		
CE61964 - LCSD	COMP-1 - LCSD	1	13:28	X	X	X	X	X	X	X	X	X	X	X		X	X	X	X	X	X	X	X	X	X	X		
CE61964	COMP-1	1	13:31	X		X	X	X		X	X	X	X			X			X	X	X	X	X	X	X	X		
CE61964 - DUP	COMP-1 - DUP	1	13:34	X	X	X	X	X	X	X	X	X	X	X		X			X	X	X	X	X	X	X	X		
CE61964 - MS	COMP-1 - MS	1	13:37	X	X	X	X	X	X	X	X	X	X	X		X	X		X	X	X	X	X	X	X	X		
CE61964 - MSD	COMP-1 - MSD	1	13:41	X	X	X	X	X	X	X	X	X	X	X		X	X	X	X	X	X	X	X	X	X	X		
CE61964 - DIL	COMP-1 - DIL	5	13:44	X	X	X	X	X	X	X	X	X	X	X		X	X	X	X	X	X	X	X	X	X	X		
CE61964 - PS	COMP-1 - PS	1	13:47	X	X	X	X	X	X	X	X	X	X	X		X	X	X	X	X	X	X	X	X	X	X		
CCV		1	13:50	X	X	X	X	X	X	X	X	X	X	X		X	X	X	X	X	X	X	X	X	X	X		
CCB		1	13:54	X	X	X	X	X	X	X	X	X	X	X		X	X	X	X	X	X	X	X	X	X	X		
CRDL		1	15:18	X	X	X	X	X	X	X	X	X	X	X		X	X	X	X	X	X	X	X	X	X	X		
ICSA		1	15:21	X	X	X	X	X	X	X	X	X	X	X		X	X	X	X	X	X	X	X	X	X	X		
ICSAB		1	15:24	X	X	X	X	X	X	X	X	X	X	X		X	X	X	X	X	X	X	X	X	X	X		

FORM XIV - IN - 1

ANALYSIS RUN LOG

Lab Name: Phoenix Environmental Labs

Client: NETC

Lab Code: Phoenix

SDG: GCE61964

Instrument: MERLIN

Method: AV (Cold Vapor)

Start Date: 11/18/19

End Date: 11/18/19

Lab Sample Id	Client Sample Id	D/F	Time	Analytes																								
				AG	AL	AS	BA	BE	CA	CD	CO	CR	CU	FE	HG	K	MG	MN	NA	NI	PB	SB	SE	TL	V	ZN		
ICV			07:55												X													
ICB			07:58												X													
I-CRDL			08:00												X													
CE61964 - BLK	COMP-1 - BLK		08:04												X													
CE61964 - LCS	COMP-1 - LCS		08:06												X													
CE61964 - LCSD	COMP-1 - LCSD		08:08												X													
-			08:10																									
-			08:12																									
-			08:16																									
-			08:18																									
-			08:21																									
-			08:23																									
-			08:25																									
-			08:27																									
-			08:30																									
-			08:36																									
CCV			08:39												X													
CCB			08:41												X													
-			08:43																									
-			08:45																									
-			08:48																									
-			08:50																									
-			08:52																									
-			08:54																									
-			08:56																									
-			08:59																									
-			09:01																									
CE61964	COMP-1		09:03												X													
CE61964 - DUP	COMP-1 - DUP		09:05												X													
CE61964 - MS	COMP-1 - MS		09:07												X													
CE61964 - MSD	COMP-1 - MSD		09:10												X													
CCV			09:12												X													
CCB			09:14												X													

FORM XIV - IN - 2

HG Data Transfer Log

Analyst: RS

File: P:\avalon\dailycopy\results\2019\111819.txt

Calibration: (Linear Calculated Intercept) **Correlation Coefficient:** 0.999556 **Slope:** 38.17482 **Intercept:** 5.40849

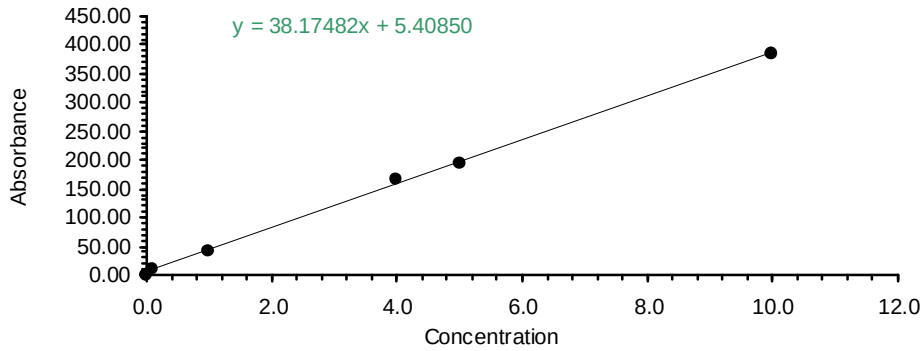

Id	Signal	Conc	Calc Conc
STD1	1.1610	0.0	-0.1113
STD2	11.4977	0.1	0.1595
STD3	41.8095	1.0	0.9535
STD4	165.9690	4.0	4.2059
STD5	194.0390	5.0	4.9412
STD6	385.2887	10.0	9.9511

Sample Date	Sample	Type	Pk Height	Inst Factor	Raw Result	%Sol	Result	RL	Acode
11/18/19 7:41 AM	STD1	CAL	1.1610	----	0.0000				----------
11/18/19 7:43 AM	STD2	CAL	11.4977	----	0.1000				----------
11/18/19 7:45 AM	STD3	CAL	41.8095	----	1.0000				----------
11/18/19 7:47 AM	STD4	CAL	165.9690	----	4.0000				----------
11/18/19 7:50 AM	STD5	CAL	194.0390	----	5.0000				----------
11/18/19 7:52 AM	STD6	CAL	385.2887	----	10.0000				----------
11/18/19 7:55 AM	CCAL	NOTAG	153.8333	----	3.8880		97.2		----------
11/18/19 7:58 AM	BLANK	NOTAG	1.3500	----	-0.1063				----------
11/18/19 8:00 AM	CRA1	NOTAG	12.5900	----	0.1881				----------
11/18/19 8:04 AM	CE61964 BLK (2X)	HGSM	3.0452	0.1333	-0.0083		BRL	0.03	B_HG-SM
11/18/19 8:06 AM	CE61964 LCS (10X)	HGSM	185.1977	0.6154	2.8982		92.9		L_HG-SM
11/18/19 8:08 AM	CE61964 LCSD (10X	HGSM	188.5302	0.6061	2.9072		93.2		L4HG-SM
11/18/19 8:10 AM	CE52553 (2X)	HGSM	1.6930	0.1290	-0.0126	81	BRL	0.03	HG-SM
11/18/19 8:12 AM	CE61154 (5X)	HGSM	19.3488	0.2899	0.1058	88	0.12	0.07	HG-SM
11/18/19 8:16 AM	CE61226 (100X)	HGSM	76.4318	6.5574	12.1998	100	12.2	1.3	HG-SM
11/18/19 8:18 AM	CE61338 (10X)	HGSM	420.5341	0.5970	6.4921	97	6.69	0.12	HG-SM
11/18/19 8:21 AM	CE61359 (5X)	HGSM	5.3595	0.2899	-0.0004	77	BRL	0.08	HG-SM
11/18/19 8:23 AM	CE61527 (2X)	HGSM	7.5767	0.1231	0.0070	91	BRL	0.03	HG-SM
11/18/19 8:25 AM	CE61719 (5X)	HGSM	31.1558	0.3279	0.2211	64	0.35	0.10	HG-SM
11/18/19 8:27 AM	CE61720 (5X)	HGSM	28.5512	0.3030	0.1837	60	0.31	0.10	HG-SM
11/18/19 8:30 AM	CE61721 (5X)	HGSM	38.3395	0.2985	0.2575	71	0.36	0.08	HG-SM
11/18/19 8:36 AM	CE61764 (100X)	HGSM	251.0829	6.2500	40.2219	93	43.2	1.3	HG-SM
11/18/19 8:39 AM	CCAL	NOTAG	147.8952	----	3.7325		93.3		----------
11/18/19 8:41 AM	BLANK	NOTAG	2.5619	----	-0.0746				----------
11/18/19 8:43 AM	CE61767 (2X)	HGSM	10.6650	0.1333	0.0184	87	BRL	0.03	HG-SM
11/18/19 8:45 AM	CE61819 (2X)	HGSM	12.1238	0.1290	0.0227	79	BRL	0.03	HG-SM
11/18/19 8:48 AM	CE61820 (2X)	HGSM	9.9581	0.1212	0.0144	95	BRL	0.03	HG-SM
11/18/19 8:50 AM	CE61821 (2X)	HGSM	11.3837	0.1270	0.0199	91	BRL	0.03	HG-SM
11/18/19 8:52 AM	CE61958 (2X)	HGSM	4.8116	0.1311	-0.0021	88	BRL	0.03	HG-SM
11/18/19 8:54 AM	CE61959 (2X)	HGSM	3.6093	0.1311	-0.0062	90	BRL	0.03	HG-SM
11/18/19 8:56 AM	CE61960 (2X)	HGSM	5.7023	0.1311	0.0010	91	BRL	0.03	HG-SM
11/18/19 8:59 AM	CE61961 (2X)	HGSM	5.0325	0.1311	-0.0013	90	BRL	0.03	HG-SM
11/18/19 9:01 AM	CE61962 (2X)	HGSM	4.0452	0.1176	-0.0042	91	BRL	0.03	HG-SM
11/18/19 9:03 AM	CE61964 (2X)	HGSM	8.8119	0.1290	0.0115	95	BRL	0.03	HG-SM
11/18/19 9:05 AM	CE61964 DUP (2X)	HGSM	5.2214	0.1250	-0.0006	95	BRL	0.03	D_HG-SM
11/18/19 9:07 AM	CE61964 MS (2X)	HGSM	47.9833	0.1212	0.1352	95	81.6		R_HG-SM
11/18/19 9:10 AM	CE61964 MSD (2X)	HGSM	46.0907	0.1333	0.1421	95	78.4		RDHG-SM
11/18/19 9:12 AM	CCAL	NOTAG	163.4071	----	4.1388		103		----------
11/18/19 9:14 AM	BLANK	NOTAG	1.3881	----	-0.1053				----------
11/18/19 9:17 AM	CE60914 BLK (2X)	HGSM	2.5500	0.1250	-0.0094		BRL	0.03	B_HG-SM

HG Data Transfer Log

Analyst: RS

File: P:\avalon\dailycopy\results\2019\111819.txt

Sample Date	Sample	Type	Pk Height	Inst Factor	Raw Result	%Sol	Result	RL	Acode
11/18/19 9:19 AM	CE60914 LCS (10X)	HGSM	194.4477	0.6250	3.0950		99.2		L_HG-SM
11/18/19 9:22 AM	CE60914 LCSD (10X	HGSM	183.5167	0.6452	3.0101		96.5		L4HG-SM
11/18/19 9:24 AM	CE60914 (2X)	HGSM	8.2571	0.1194	0.0089	94	BRL	0.03	HG-SM
11/18/19 9:26 AM	CE61587 (2X)	HGSM	14.6214	0.1176	0.0284	94	0.03	0.03	HG-SM
11/18/19 9:29 AM	CE61588 (2X)	HGSM	10.7405	0.1231	0.0172	93	BRL	0.03	HG-SM
11/18/19 9:31 AM	CE61589 (5X)	HGSL	8.1024	0.3175	0.0224	62.8	BRL	0.10	HG-SL
11/18/19 9:33 AM	CE61590 (5X)	HGSL	20.3619	0.3077	0.1205	83.3	0.14	0.07	HG-SL
11/18/19 9:36 AM	CE61771 (5X)	HGSM	14.2093	0.3333	0.0768	94	0.08	0.07	HG-SM
11/18/19 9:38 AM	CE61772 (5X)	HGSM	16.3455	0.3077	0.0882	92	0.10	0.07	HG-SM
11/18/19 9:40 AM	CCAL	NOTAG	163.6721	----	4.1458		104		----------
11/18/19 9:42 AM	BLANK	NOTAG	1.1071	----	-0.1127				----------
11/18/19 9:45 AM	CE61773 (2X)	HGSM	31.7614	0.1159	0.0800	91	0.09	0.03	HG-SM
11/18/19 9:47 AM	CE61774 (2X)	HGSM	40.9050	0.1159	0.1078	92	0.12	0.03	HG-SM
11/18/19 9:49 AM	CE61775 (2X)	HGSM	19.2225	0.1194	0.0432	88	0.05	0.03	HG-SM
11/18/19 9:51 AM	CE61776 (2X)	HGSM	20.3775	0.1231	0.0483	88	0.06	0.03	HG-SM
11/18/19 9:53 AM	CE61777 (2X)	HGSM	15.9463	0.1231	0.0340	88	0.04	0.03	HG-SM
11/18/19 9:55 AM	CE61778 (2X)	HGSM	20.4175	0.1194	0.0469	88	0.05	0.03	HG-SM
11/18/19 9:58 AM	CE61779 (2X)	HGSM	53.2452	0.1212	0.1519	94	0.16	0.03	HG-SM
11/18/19 10:00 AM	CE61780 (2X)	HGSM	70.3419	0.1270	0.2160	94	0.23	0.03	HG-SM
11/18/19 10:02 AM	CE61781 (2X)	HGSM	70.6186	0.1159	0.1981	94	0.21	0.03	HG-SM
11/18/19 10:04 AM	CE61782 (2X)	HGSM	50.1884	0.1270	0.1490	94	0.16	0.03	HG-SM
11/18/19 10:06 AM	CCAL	NOTAG	157.5619	----	3.9857		99.6		----------
11/18/19 10:09 AM	BLANK	NOTAG	1.4762	----	-0.1030				----------
11/18/19 10:11 AM	CE61783 (2X)	HGSM	23.9068	0.1290	0.0625	90	0.07	0.03	HG-SM
11/18/19 10:13 AM	CE61784 (2X)	HGSM	9.3341	0.1311	0.0135	94	BRL	0.03	HG-SM
11/18/19 10:15 AM	CE61785 (2X)	HGSM	122.1744	0.1212	0.3708	90	0.41	0.03	HG-SM
11/18/19 10:18 AM	CE61786 (2X)	HGSM	3.4465	0.1250	-0.0064	96	BRL	0.03	HG-SM
11/18/19 10:20 AM	CE60914 DUP (2X)	HGSM	7.0512	0.1231	0.0053	94	BRL	0.03	D_HG-SM
11/18/19 10:22 AM	CE60914 MS (2X)	HGSM	61.1442	0.1250	0.1825	94	111		R_HG-SM
11/18/19 10:24 AM	CE60914 MSD (2X)	HGSM	57.8500	0.1250	0.1717	94	104		RDHG-SM
11/18/19 10:26 AM	CCAL	NOTAG	159.5762	----	4.0385		101		----------
11/18/19 10:29 AM	BLANK	NOTAG	1.8452	----	-0.0933				----------
11/18/19 10:32 AM	CE60776 BLK (2X)	HGSM	3.1977	0.1176	-0.0068		BRL	0.02	B_HG-SM
11/18/19 10:34 AM	CE60776 LCS (10X)	HGSM	167.0558	0.6557	2.7767		89.0		L_HG-SM
11/18/19 10:36 AM	CE60776 LCSD (10X	HGSM	190.4675	0.5970	2.8941		92.8		L4HG-SM
11/18/19 10:38 AM	CE57420 (5X)	HGSM	16.0659	0.3077	0.0859	80	0.11	0.08	HG-SM
11/18/19 10:41 AM	CE60526 (5X)	HGSL	7.0488	0.0897	0.0039	3.11	BRL	0.58	HG-SL
11/18/19 10:43 AM	CE60776 (2X)	HGSM	3.4628	0.1270	-0.0065	91	BRL	0.03	HG-SM
11/18/19 10:45 AM	CE60777 (5X)	HGSM	3.9140	0.2899	-0.0113	89	BRL	0.07	HG-SM
11/18/19 10:47 AM	CE60778 (5X)	HGSM	6.2907	0.3077	0.0071	85	BRL	0.07	HG-SM
11/18/19 10:50 AM	CE60789 (5X)	HGSM	10.3023	0.3125	0.0401	83	BRL	0.08	HG-SM
11/18/19 10:52 AM	CE60872 (5X)	HGSM	23.3233	0.3125	0.1467	84	0.17	0.07	HG-SM
11/18/19 10:54 AM	CCAL	NOTAG	159.5930	----	4.0389		101		----------
11/18/19 10:56 AM	BLANK	NOTAG	1.7905	----	-0.0948				----------
11/18/19 10:58 AM	CE60881 (2X)	HGSM	7.5732	0.1290	0.0073	74	BRL	0.04	HG-SM
11/18/19 11:01 AM	CE60889 (2X)	HGSM	9.5047	0.1250	0.0134	67	BRL	0.04	HG-SM
11/18/19 11:03 AM	CE60890 (2X)	HGSM	6.6488	0.1311	0.0043	82	BRL	0.03	HG-SM
11/18/19 11:05 AM	CE60899 (2X)	HGSM	3.8744	0.1231	-0.0049	97	BRL	0.03	HG-SM
11/18/19 11:07 AM	CE60900 (2X)	HGSM	1.8357	0.1194	-0.0112	95	BRL	0.03	HG-SM
11/18/19 11:09 AM	CE60912 (2X)	HGSM	8.5750	0.1270	0.0105	93	BRL	0.03	HG-SM
11/18/19 11:12 AM	CE60958 (5X)	HGSL	30.5675	0.3030	0.1997	26.0	0.77	0.23	HG-SL
11/18/19 11:14 AM	CE61812 (2X)	HGSM	39.5333	0.1194	0.1067	90	0.12	0.03	HG-SM
11/18/19 11:16 AM	CE62022 (2X)	HGSM	35.2524	0.1333	0.1042	91	0.11	0.03	HG-SM

Analyst: RS

File: P:\avalon\dailycopy\results\2019\111819.txt

Sample Date	Sample	Type	Pk Height	Inst Factor	Raw Result	%Sol	Result	RL	Acode
11/18/19 11:18 AM	CE62023 (2X)	HGSM	15.3500	0.1311	0.0342	88	0.04	0.03	HG-SM
11/18/19 11:21 AM	CCAL	NOTAG	157.1023	----	3.9737		99.3		----------
11/18/19 11:23 AM	BLANK	NOTAG	0.8476	----	-0.1195				----------
11/18/19 11:25 AM	CE62024 (2X)	HGSM	34.0488	0.1194	0.0896	88	0.10	0.03	HG-SM
11/18/19 11:27 AM	CE62028 (5X)	HGSM	1.0000	0.3030	-0.0350	80	BRL	0.08	HG-SM
11/18/19 11:29 AM	CE62029 (2X)	HGSM	7.5841	0.1270	0.0072	90	BRL	0.03	HG-SM
11/18/19 11:32 AM	CE62031 (5X)	HGSM	24.4268	0.3333	0.1661	85	0.20	0.08	HG-SM
11/18/19 11:34 AM	CE60776 DUP (2X)	HGSM	2.9116	0.1194	-0.0078	91	BRL	0.03	D_HG-SM
11/18/19 11:36 AM	CE60776 MS (2X)	HGSM	51.2837	0.1270	0.1526	91	96.1		R_HG-SM
11/18/19 11:38 AM	CE60776 MSD (2X)	HGSM	50.8488	0.1333	0.1587	91	95.2		RDHG-SM
11/18/19 11:40 AM	CCAL	NOTAG	157.6500	----	3.9880		99.7		----------
11/18/19 11:43 AM	BLANK	NOTAG	3.1357	----	-0.0595				----------
11/18/19 11:46 AM	CE60913 BLK (2X)	HGSM	5.6136	0.1290	0.0007		BRL	0.03	B_HG-SM
11/18/19 11:48 AM	CE60913 LCS (10X)	HGSM	208.1907	0.5970	3.1713		102		L_HG-SM
11/18/19 11:50 AM	CE60913 LCSD (10X	HGSM	225.1442	0.5882	3.3859		109		L4HG-SM
11/18/19 11:53 AM	CE60913 (2X)	HGSM	7.9545	0.1194	0.0080	93	BRL	0.03	HG-SM
11/18/19 11:55 AM	CE61448 (5X)	HGSM	24.6881	0.3077	0.1554	94	0.17	0.07	HG-SM
11/18/19 11:57 AM	CE61451 (5X)	HGSM	16.4524	0.2985	0.0864	93	0.09	0.06	HG-SM
11/18/19 11:59 AM	CE61561 (5X)	HGSM	3.0512	0.3175	-0.0196	97	BRL	0.07	HG-SM
11/18/19 12:01 PM	CE61562 (5X)	HGSM	2.3143	0.3077	-0.0249	94	BRL	0.07	HG-SM
11/18/19 12:04 PM	CE61563 (5X)	HGSM	9.0791	0.3279	0.0315	91	BRL	0.07	HG-SM
11/18/19 12:06 PM	CE61564 (5X)	HGSM	3.4512	0.3077	-0.0158	96	BRL	0.06	HG-SM
11/18/19 12:08 PM	CCAL	NOTAG	154.3476	----	3.9015		97.5		----------
11/18/19 12:10 PM	BLANK	NOTAG	4.2667	----	-0.0299				----------
11/18/19 12:12 PM	CE61565 (5X)	HGSM	5.0535	0.3125	-0.0029	88	BRL	0.07	HG-SM
11/18/19 12:15 PM	CE61566 (5X)	HGSM	8.1262	0.3175	0.0226	87	BRL	0.07	HG-SM
11/18/19 12:17 PM	CE61567 (5X)	HGSM	9.2095	0.3175	0.0316	93	BRL	0.07	HG-SM
11/18/19 12:19 PM	CE61568 (5X)	HGSM	5.3691	0.3125	-0.0003	92	BRL	0.07	HG-SM
11/18/19 12:21 PM	CE61569 (5X)	HGSM	2.6333	0.3125	-0.0227	96	BRL	0.07	HG-SM
11/18/19 12:24 PM	CE61570 (5X)	HGSM	3.3810	0.3077	-0.0163	97	BRL	0.06	HG-SM
11/18/19 12:26 PM	CE61571 (5X)	HGSM	8.4810	0.3077	0.0248	90	BRL	0.07	HG-SM
11/18/19 12:28 PM	CE61572 (5X)	HGSM	11.8667	0.3226	0.0546	90	BRL	0.07	HG-SM
11/18/19 12:30 PM	CE61573 (5X)	HGSM	5.8045	0.3226	0.0033	92	BRL	0.07	HG-SM
11/18/19 12:32 PM	CE61574 (5X)	HGSM	16.8256	0.2941	0.0880	90	0.10	0.07	HG-SM
11/18/19 12:35 PM	CCAL	NOTAG	159.4561	----	4.0353		101		----------
11/18/19 12:37 PM	BLANK	NOTAG	4.7524	----	-0.0172				----------
11/18/19 12:39 PM	CE61575 (5X)	HGSM	9.7091	0.2941	0.0331	91	BRL	0.07	HG-SM
11/18/19 12:41 PM	CE61576 (5X)	HGSM	4.7432	0.2985	-0.0052	89	BRL	0.07	HG-SM
11/18/19 12:43 PM	CE61577 (5X)	HGSM	2.2550	0.2941	-0.0243	95	BRL	0.06	HG-SM
11/18/19 12:46 PM	CE61722 (5X)	HGSM	51.2950	0.3077	0.3698	67	0.55	0.09	HG-SM
11/18/19 12:48 PM	CE61811 (5X)	HGSM	12.0114	0.2899	0.0501	83	BRL	0.07	HG-SM
11/18/19 12:50 PM	CE60913 DUP (2X)	HGSM	13.2581	0.1176	0.0242	93	BRL	0.03	D_HG-SM
11/18/19 12:52 PM	CE60913 MS (2X)	HGSM	58.4523	0.1290	0.1793	93	106		R_HG-SM
11/18/19 12:54 PM	CE60913 MSD (2X)	HGSM	57.7909	0.1231	0.1689	93	105		RDHG-SM
11/18/19 12:57 PM	CCAL	NOTAG	169.5429	----	4.2995		107		----------
11/18/19 12:59 PM	BLANK	NOTAG	1.7119	----	-0.0968				----------
11/18/19 1:02 PM	CE60993 BLK (2X)	HGSM	3.7432	0.1311	-0.0057		BRL	0.03	B_HG-SM
11/18/19 1:04 PM	CE60993 LCS (10X)	HGSM	223.6977	0.5970	3.4138		109		L_HG-SM
11/18/19 1:07 PM	CE60993 LCSD (10X	HGSM	196.7909	0.5882	2.9490		94.5		L4HG-SM
11/18/19 1:09 PM	CE60527 (2X)	HGSM	5.6977	0.1333	0.0010	93	BRL	0.03	HG-SM
11/18/19 1:11 PM	CE60528 (2X)	HGSM	7.0674	0.1176	0.0051	92	BRL	0.03	HG-SM
11/18/19 1:13 PM	CE60529 (2X)	HGSM	16.6419	0.1231	0.0362	92	0.04	0.03	HG-SM
11/18/19 1:16 PM	CE60530 (5X)	HGSM	24.2698	0.3030	0.1497	89	0.17	0.07	HG-SM

HG Data Transfer Log

Analyst: RS

File: P:\avalon\dailycopy\results\2019\111819.txt

Sample Date	Sample	Type	Pk Height	Inst Factor	Raw Result	%Sol	Result	RL	Acode
11/18/19 1:18 PM	CE60531 (5X)	HGSM	5.6909	0.3226	0.0024	93	BRL	0.07	HG-SM
11/18/19 1:20 PM	CE60532 (2X)	HGSM	8.5318	0.1333	0.0109	95	BRL	0.03	HG-SM
11/18/19 1:22 PM	CE60993 (2X)	HGSM	4.4140	0.1270	-0.0033	100	BRL	0.03	HG-SM
11/18/19 1:24 PM	CE60994 (2X)	HGSM	4.0628	0.1194	-0.0042	100	BRL	0.02	HG-SM
11/18/19 1:27 PM	CE60995 (2X)	HGSM	4.8512	0.1231	-0.0018	100	BRL	0.03	HG-SM
11/18/19 1:29 PM	CE60996 (2X)	HGSM	5.1442	0.1290	-0.0009	100	BRL	0.03	HG-SM
11/18/19 1:31 PM	CCAL	NOTAG	161.5381	----	4.0899		102		----------
11/18/19 1:33 PM	BLANK	NOTAG	3.5381	----	-0.0490				----------
11/18/19 1:36 PM	CE61085 (5X)	HGSL	19.6744	0.3333	0.1246	20.9	0.60	0.32	HG-SL
11/18/19 1:38 PM	CE61287 (2X)	HGSM	4.6442	0.1311	-0.0026	81	BRL	0.03	HG-SM
11/18/19 1:40 PM	CE61288 (2X)	HGSM	4.7326	0.1290	-0.0023	82	BRL	0.03	HG-SM
11/18/19 1:42 PM	CE61290 (2X)	HGSM	2.5429	0.1270	-0.0095	89	BRL	0.03	HG-SM
11/18/19 1:44 PM	CE61292 (2X)	HGSM	2.3439	0.1270	-0.0102	90	BRL	0.03	HG-SM
11/18/19 1:47 PM	CE61294 (2X)	HGSM	4.9350	0.1212	-0.0015	88	BRL	0.03	HG-SM
11/18/19 1:49 PM	CE61296 (2X)	HGSM	5.6535	0.1176	0.0008	90	BRL	0.03	HG-SM
11/18/19 1:51 PM	CE61298 (2X)	HGSM	4.2093	0.1290	-0.0041	91	BRL	0.03	HG-SM
11/18/19 1:53 PM	CE61300 (2X)	HGSM	2.7186	0.1231	-0.0087	89	BRL	0.03	HG-SM
11/18/19 1:55 PM	CE61314 (5X)	HGSL	15.7023	0.3333	0.0899	19.0	0.47	0.35	HG-SL
11/18/19 1:58 PM	CE60993 DUP (2X)	HGSM	4.1409	0.1290	-0.0043	100	BRL	0.03	D_HG-SM
11/18/19 2:00 PM	CE60993 MS (2X)	HGSM	53.4415	0.1231	0.1549	100	101		R_HG-SM
11/18/19 2:02 PM	CE60993 MSD (2X)	HGSM	51.1000	0.1250	0.1496	100	95.8		RDHG-SM
11/18/19 2:04 PM	CCAL	NOTAG	161.4286	----	4.0870		102		----------
11/18/19 2:07 PM	BLANK	NOTAG	1.5691	----	-0.1006				----------
11/18/19 2:10 PM	CE61346 BLK (2X)	HGSM	2.0535	0.1212	-0.0107		BRL	0.02	B_HG-SM
11/18/19 2:12 PM	CE61346 LCS (10X)	HGSM	180.7558	0.6154	2.8266		90.6		L_HG-SM
11/18/19 2:14 PM	CE61346 LCSD (10X	HGSM	195.6512	0.6250	3.1147		99.8		L4HG-SM
11/18/19 2:16 PM	CE61315 (5X)	HGSL	22.8954	0.3077	0.1409	18.7	0.75	0.33	HG-SL
11/18/19 2:18 PM	CE61316 (5X)	HGSL	14.5205	0.2985	0.0713	23.6	0.30	0.25	HG-SL
11/18/19 2:21 PM	CE61317 (5X)	HGSL	21.3900	0.2899	0.1213	20.6	0.59	0.28	HG-SL
11/18/19 2:23 PM	CE61318 (5X)	HGSL	21.0357	0.2985	0.1222	19.5	0.63	0.31	HG-SL
11/18/19 2:25 PM	CE61319 (5X)	HGSL	13.7837	0.2941	0.0645	22.2	0.29	0.26	HG-SL
11/18/19 2:27 PM	CE61346 (2X)	HGSM	70.3326	0.1176	0.2001	85	0.24	0.03	HG-SM
11/18/19 2:30 PM	CE61347 (5X)	HGSM	18.6954	0.2899	0.1009	83	0.12	0.07	HG-SM
11/18/19 2:32 PM	CE61352 (2X)	HGSM	13.4302	0.1159	0.0244	85	BRL	0.03	HG-SM
11/18/19 2:34 PM	CE61679 (2X)	HGSM	4.3341	0.1212	-0.0034	95	BRL	0.03	HG-SM
11/18/19 2:36 PM	CE61680 (2X)	HGSM	2.2250	0.1194	-0.0100	83	BRL	0.03	HG-SM
11/18/19 2:38 PM	CCAL	NOTAG	165.0524	----	4.1819		105		----------
11/18/19 2:41 PM	BLANK	NOTAG	1.9643	----	-0.0902				----------
11/18/19 2:43 PM	CE61681 (2X)	HGSM	9.3143	0.1212	0.0124	93	BRL	0.03	HG-SM
11/18/19 2:45 PM	CE61682 (2X)	HGSM	3.7881	0.1311	-0.0056	92	BRL	0.03	HG-SM
11/18/19 2:47 PM	CE61804 (2X)	HGSM	2.1024	0.1231	-0.0107	88	BRL	0.03	HG-SM
11/18/19 2:49 PM	CE61805 (2X)	HGSM	2.8000	0.1250	-0.0085	93	BRL	0.03	HG-SM
11/18/19 2:52 PM	CE61806 (2X)	HGSM	2.9214	0.1311	-0.0085	88	BRL	0.03	HG-SM
11/18/19 2:54 PM	CE61807 (2X)	HGSM	5.4214	0.1212	0.0000	89	BRL	0.03	HG-SM
11/18/19 2:56 PM	CE61808 (2X)	HGSM	6.6721	0.1231	0.0041	88	BRL	0.03	HG-SM
11/18/19 2:58 PM	CE61809 (2X)	HGSM	3.2548	0.1311	-0.0074	87	BRL	0.03	HG-SM
11/18/19 3:01 PM	CE61810 (2X)	HGSM	2.9619	0.1159	-0.0074	89	BRL	0.03	HG-SM
11/18/19 3:03 PM	CE61943 (2X)	HGSM	6.8048	0.1176	0.0043	96	BRL	0.03	HG-SM
11/18/19 3:05 PM	CE61346 DUP (2X)	HGSM	121.2690	0.1290	0.3916	85	0.46	0.03	D_HG-SM
11/18/19 3:07 PM	CE61346 MS (2X)	HGSM	114.9167	0.1333	0.3825	85	109		R_HG-SM
11/18/19 3:09 PM	CE61346 MSD (2X)	HGSM	143.0698	0.1194	0.4306	85	>125		RDHG-SM
11/18/19 3:12 PM	CCAL	NOTAG	158.9809	----	4.0229		101		----------
11/18/19 3:14 PM	BLANK	NOTAG	1.4143	----	-0.1046				----------

Analyst: RS

File: P:\avalon\dailycopy\results\2019\111819.txt

Sample Date	Sample	Type	Pk Height	Inst Factor	Raw Result	%Sol	Result	RL	Acode
11/18/19 3:17 PM	CE61438 BLK	HGWM	1.2581	1.2500	-0.1359		BRL	0.2	B_HG-WM
11/18/19 3:19 PM	CE61438 LCS	HGWM	81.9636	1.2500	2.5067		100		L_HG-WM
11/18/19 3:22 PM	CE60310	HGDW	5.7205	1.2500	0.0102		BRL	0.2	HG-DW
11/18/19 3:24 PM	CE61268	HGDW	4.0750	1.2500	-0.0437		BRL	0.2	HG-DW
11/18/19 3:26 PM	CE61386	HGDW	2.5300	1.2500	-0.0943		BRL	0.2	HG-DW
11/18/19 3:28 PM	CE61393	HGDW	2.3475	1.2500	-0.1002		BRL	0.2	HG-DW
11/18/19 3:30 PM	CE61435	HGDW	2.5575	1.2500	-0.0934		BRL	0.2	HG-DW
11/18/19 3:33 PM	CE61437	HGDW	2.8273	1.2500	-0.0845		BRL	0.2	HG-DW
11/18/19 3:35 PM	CE61438	HGDW	1.5698	1.2500	-0.1257		BRL	0.2	HG-DW
11/18/19 3:37 PM	CE61517	HGDW	2.6705	1.2500	-0.0897		BRL	0.2	HG-DW
11/18/19 3:39 PM	CE61551	HGDW	0.8682	1.2500	-0.1487		BRL	0.2	HG-DW
11/18/19 3:41 PM	CCAL	NOTAG	160.1605	----	4.0538		101		----------
11/18/19 3:44 PM	BLANK	NOTAG	3.6595	----	-0.0458				----------
11/18/19 3:46 PM	CE61552	HGDW	3.5125	1.2500	-0.0621		BRL	0.2	HG-DW
11/18/19 3:48 PM	CE61553 MS	HGDW	81.0325	1.2500	2.4762		99.0		R_HG-W
11/18/19 3:50 PM	CE61553	HGDW	1.2450	1.2500	-0.1363		BRL	0.2	HG-DW
11/18/19 3:52 PM	CE61554	HGDW	3.9524	1.2500	-0.0477		BRL	0.2	HG-DW
11/18/19 3:55 PM	CE61555	HGDW	5.8190	1.2500	0.0134		BRL	0.2	HG-DW
11/18/19 3:57 PM	CE61556	HGDW	1.5405	1.2500	-0.1267		BRL	0.2	HG-DW
11/18/19 3:59 PM	CE61557	HGDW	2.6674	1.2500	-0.0898		BRL	0.2	HG-DW
11/18/19 4:01 PM	CE61734	HGDW	2.6721	1.2500	-0.0896		BRL	0.2	HG-DW
11/18/19 4:03 PM	CE61922	HGDW	1.7795	1.2500	-0.1188		-0.118827		?????
11/18/19 4:06 PM	CE61924	HGDW	3.0256	1.2500	-0.0780		-0.078026		?????
11/18/19 4:08 PM	CE61438 DUP	HGWM	1.7070	1.2500	-0.1212		BRL	0.2	D_HG-W
11/18/19 4:10 PM	CE61438 MS	HGWM	82.3146	1.2500	2.5182		101		R_HG-W
11/18/19 4:12 PM	CCAL	NOTAG	159.9214	----	4.0475		101		----------
11/18/19 4:15 PM	BLANK	NOTAG	2.2143	----	-0.0837				----------
11/18/19 4:19 PM	CE61998 BLK	DISHG	2.5195	1.2500	-0.0946		BRL	0.2	B_D-HG
11/18/19 4:21 PM	CE61998 LCS	DISHG	85.2302	1.2500	2.6137		105		L_D-HG
11/18/19 4:23 PM	CE61940	DISHG	5.5186	1.2500	0.0036		BRL	0.2	D-HG
11/18/19 4:25 PM	CE61941	DISHG	2.4372	1.2500	-0.0973		BRL	0.2	D-HG
11/18/19 4:28 PM	CE61942	DISHG	4.9523	1.2500	-0.0149		BRL	0.2	D-HG
11/18/19 4:30 PM	CE61998	HGWM10	2.7386	1.2500	-0.0874		BRL	0.2	HG-WM10
11/18/19 4:32 PM	CE62032	DISHG	1.8561	1.2500	-0.1163		BRL	0.2	D-HG
11/18/19 4:34 PM	CE62033	DISHG	5.0070	1.2500	-0.0131		BRL	0.2	D-HG
11/18/19 4:37 PM	CE62034	DISHG	1.7302	1.2500	-0.1204		BRL	0.2	D-HG
11/18/19 4:39 PM	CE61998 DUP	DISHG	2.2214	1.2500	-0.1044		BRL	0.3	D_D-HG
11/18/19 4:41 PM	CE61998 MS	DISHG	85.1333	1.2500	2.6105		104		R_D-HG
11/18/19 4:43 PM	CCAL	NOTAG	157.7390	----	3.9903		99.8		----------
11/18/19 4:45 PM	BLANK	NOTAG	3.0976	----	-0.0605				----------
11/18/19 4:48 PM	CE60125 BLK	HGWM	6.0381	1.2500	0.0206		BRL	0.2	B_HG-WM
11/18/19 4:50 PM	CE60125 LCS	HGWM	88.8581	1.2500	2.7325		109		L_HG-WM
11/18/19 4:52 PM	CE60125	HGWM	3.4558	1.2500	-0.0639		BRL	0.2	HG-WM
11/18/19 4:54 PM	CE60445	HGWM	3.0000	12.5000	-0.7886		BRL	2	HG-WM
11/18/19 4:56 PM	CE61172	HGWM	5.4929	1.2500	0.0028		BRL	0.2	HG-WM
11/18/19 4:59 PM	CE61173	HGWM	2.7286	1.2500	-0.0878		BRL	0.2	HG-WM
11/18/19 5:01 PM	CE61174	HGWM	4.9095	1.2500	-0.0163		BRL	0.2	HG-WM
11/18/19 5:03 PM	CE61175	HGWM	2.8381	1.2500	-0.0842		BRL	0.2	HG-WM
11/18/19 5:05 PM	CE61560	HGWM	2.1744	1.2500	-0.1059		BRL	0.2	HG-WM
11/18/19 5:08 PM	CE62032	HGWM	5.5256	1.2500	0.0038		BRL	0.2	HG-WM
11/18/19 5:10 PM	CE62033	HGWM	4.2143	1.2500	-0.0391		BRL	0.2	HG-WM
11/18/19 5:12 PM	CE62034	HGWM	6.8219	1.2500	0.0463		BRL	0.2	HG-WM
11/18/19 5:14 PM	CCAL	NOTAG	161.6829	----	4.0937		102		----------

HG Data Transfer Log

Analyst: RS

File: P:\avalon\dailycopy\results\2019\111819.txt

Sample Date	Sample	Type	Pk Height	Inst Factor	Raw Result	%Sol	Result	RL	Acode
11/18/19 5:16 PM	BLANK	NOTAG	2.6293	----	-0.0728				----------
11/18/19 5:19 PM	CE62035	HGWM	2.7143	1.2500	-0.0882		BRL	0.2	HG-WM
11/18/19 5:21 PM	CE61336	HGWM	3.8683	1.2500	-0.0504		BRL	0.2	HG-WM
11/18/19 5:23 PM	CE61481	HGWM	4.1786	1.2500	-0.0403		BRL	0.2	HG-WM
11/18/19 5:25 PM	CE61520	HGWM	5.1524	1.2500	-0.0084		BRL	0.2	HG-WM
11/18/19 5:28 PM	CE61936	HGWM	3.2095	12.5000	-0.7200		BRL	2	HG-WM
11/18/19 5:30 PM	CE61937	HGWM	6.6610	1.2500	0.0410		BRL	0.2	HG-WM
11/18/19 5:32 PM	CE61938	HGWM	11.2488	1.2500	0.1912		BRL	0.2	HG-WM
11/18/19 5:34 PM	CE61939	HGWM	5.4659	1.2500	0.0019		BRL	0.2	HG-WM
11/18/19 5:36 PM	CE62000	HGWM	3.5439	1.2500	-0.0611		BRL	0.2	HG-WM
11/18/19 5:39 PM	CE62002	HGWM	7.6902	1.2500	0.0747		BRL	0.2	HG-WM
11/18/19 5:41 PM	CE60125 DUP	HGWM	6.0268	1.2500	0.0202		BRL	0.2	D_HG-W
11/18/19 5:43 PM	CE60125 MS	HGWM	79.2619	1.2500	2.4183		96.7		R_HG-W
11/18/19 5:45 PM	CCAL	NOTAG	156.1463	----	3.9486		98.7		----------
11/18/19 5:47 PM	BLANK	NOTAG	1.3317	----	-0.1068				----------

Lab Id: **ICV** Measure Date: **11/16/2019 12:00:19 PM**

Client Id:

Matrix	Weight	Volume	Pct Solid	Dilution	Factor	Units
	1	1	100	1	1.000	ppm

	Ag	Al	As	B	Ba	Be	Ca
Conc Mean	0.2432	0.9972	1.014	1.006	1.011	1.012	1.001
Std Dev	0.0029	0.0101	0.0124	0.0149	0.0079	0.0141	0.0151
RSD %	1.2	1.0	1.2	1.5	0.8	1.4	1.5

	Cd	Co	Cr	Cu	Fe	K	Mg
Conc Mean	0.9954	1.016	1.018	1.009	1.013	4.987	0.9850
Std Dev	0.0180	0.0113	0.0129	0.0059	0.0122	0.0183	0.0366
RSD %	1.8	1.1	1.3	0.6	1.2	0.4	3.7

	Mn	Mo	Na	Ni	Pb	S	Sb
Conc Mean	1.023	1.012	4.909	1.028	1.009	1.020	1.035
Std Dev	0.0095	0.0127	0.0400	0.0111	0.0137	0.0248	0.0190
RSD %	0.9	1.3	0.8	1.1	1.4	2.4	1.8

	Se	Sn	Ti	Tl	U	V	W
Conc Mean	1.045	1.002	1.023	0.9916		1.021	0.2580
Std Dev	0.0118	0.0095	0.0090	0.0164		0.0129	0.0028
RSD %	1.1	0.9	0.9	1.7		1.3	1.1

	Zn
Conc Mean	0.9964
Std Dev	0.0125
RSD %	1.3

Lab Id: **I-CRDL** Measure Date: **11/16/2019 12:13:41 PM**

Client Id:

Matrix	Weight	Volume	Pct Solid	Dilution	Factor	Units
	1	1	100	1	1.000	ppm

	Ag	Al	As	B	Ba	Be	Ca
Conc Mean	0.0047	0.0512	0.0197	0.0530	0.0102	0.0047	0.0523
Std Dev	0.0001	0.0005	0.0023	0.0003	0.0001	0.0001	0.0009
RSD %	1.8	1.0	11.5	0.6	1.1	1.3	1.7

	Cd	Co	Cr	Cu	Fe	K	Mg
Conc Mean	0.0056	0.0052	0.0048	0.0055	0.0263	0.4984	0.0506
Std Dev	0.0001	0.0001	0.0005	0.0003	0.0003	0.0042	0.0005
RSD %	2.1	2.3	9.6	4.7	1.0	0.8	1.0

	Mn	Mo	Na	Ni	Pb	S	Sb
Conc Mean	0.0049	0.0512	0.4870	0.0046	0.0101	0.5208	0.0309
Std Dev	0	0.0003	0.0069	0.0003	0.0005	0.0078	0.0020
RSD %	0.5	0.5	1.4	5.9	4.7	1.5	6.6

	Se	Sn	Ti	Tl	U	V	W
Conc Mean	0.0559	0.1038	0.0516	0.0216		0.0102	# -0.0009
Std Dev	0.0027	0.0002	0.0007	0.0005		0.0003	0.0014
RSD %	4.9	0.2	1.3	2.1		2.7	151.8

	Zn
Conc Mean	0.0107
Std Dev	0.0001
RSD %	0.7

Lab Id: **ICB** Measure Date: **11/16/2019 12:20:10 PM**

Client Id:

Matrix	Weight	Volume	Pct Solid	Dilution	Factor	Units
	1	1	100	1	1.000	ppm

	Ag	Al	As	B	Ba	Be	Ca
Conc Mean	-0.0002	# -0.0002	-0.0024	-0.0007	-0.0001	-0.0004	0.0001
Std Dev	0.0001	0.0003	0.0040	0.0004	0	0	0.0001
RSD %	45.2	186.9	169.7	52.9	29.1	11.2	91.9

	Cd	Co	Cr	Cu	Fe	K	Mg
Conc Mean	0.0003	-0.0004	-0.0003	0.0000	-0.0003	-0.0007	0.0000
Std Dev	0.0001	0.0003	0.0002	0.0001	0.0001	0.0002	0
RSD %	30.1	84.2	61.1	740.0	31.4	28.2	25.0

	Mn	Mo	Na	Ni	Pb	S	Sb
Conc Mean	-0.0004	-0.0008	0.0009	-0.0009	-0.0002	# 0.0218	0.0003
Std Dev	0	0.0005	0.0002	0.0002	0.0005	0.0121	0.0026
RSD %	0.8	67.5	25.5	22.9	214.8	55.4	869.0

	Se	Sn	Ti	Tl	U	V	W
Conc Mean	-0.0001	-0.0002	-0.0006	0.0006		-0.0001	# -0.0002
Std Dev	0.0017	0.0009	0.0002	0.0011		0.0001	0.0014
RSD %	3396	394.1	29.4	171.7		115.3	632.3

	Zn
Conc Mean	0.0001
Std Dev	0.0001
RSD %	264.7

Lab Id: **I-ICSA** Measure Date: **11/16/2019 12:23:23 PM**

Client Id:

Matrix	Weight	Volume	Pct Solid	Dilution	Factor	Units
	1	1	100	1	1.000	ppm

	Ag	Al	As	B	Ba	Be	Ca
Conc Mean	-0.0009	> 30.02	-0.0028	0.0013	-0.0001	-0.0004	> 151.8
Std Dev	0.0003	0.1162	0.0015	0.0005	0	0	0.4687
RSD %	36.9	0.4	53.4	36.0	9.9	6.2	0.3

	Cd	Co	Cr	Cu	Fe	K	Mg
Conc Mean	0.0054	0.0068	-0.0017	-0.0001	> 128.1	0.0005	> 76.76
Std Dev	0.0001	0.0005	0.0001	0.0002	0.2910	0.0003	0.0504
RSD %	1.2	7.7	6.3	314.3	0.2	58.1	0.1

	Mn	Mo	Na	Ni	Pb	S	Sb
Conc Mean	0.0004	-0.0025	24.74	0.0040	0.0039	0.0802	0.0016
Std Dev	0	0.0006	0.2108	0.0001	0.0011	0.0066	0.0020
RSD %	7.4	24.6	0.9	3.5	29.2	8.2	130.8

	Se	Sn	Ti	Tl	U	V	W
Conc Mean	0.0033	-0.0006	-0.0007	-0.0054		-0.0003	# -0.0001
Std Dev	0.0033	0.0011	0	0.0015		0.0005	0.0009
RSD %	102.4	186.8	2.9	26.9		153.2	1279

	Zn
Conc Mean	0.0191
Std Dev	0.0002
RSD %	1.3

Lab Id: **I-ICSAB** Measure Date: **11/16/2019 12:26:36 PM**

Client Id:

Matrix	Weight	Volume	Pct Solid	Dilution	Factor	Units
	1	1	100	1	1.000	ppm

	Ag	Al	As	B	Ba	Be	Ca
Conc Mean	0.2718	> 30.02	1.055	0.5133	0.3116	0.1013	> 151.5
Std Dev	0.0011	0.2652	0.0043	0.0015	0.0023	0.0009	1.234
RSD %	0.4	0.9	0.4	0.3	0.7	0.9	0.8

	Cd	Co	Cr	Cu	Fe	K	Mg
Conc Mean	0.3038	0.3139	0.3034	0.3217	> 125.6	21.05	> 75.77
Std Dev	0.0018	0.0015	0.0025	0.0022	2.039	0.1339	0.9355
RSD %	0.6	0.5	0.8	0.7	1.6	0.6	1.2

	Mn	Mo	Na	Ni	Pb	S	Sb
Conc Mean	0.2008	0.3055	24.93	0.3084	0.9805	0.0951	1.039
Std Dev	0.0013	0.0033	0.2049	0.0014	0.0080	0.0075	0.0079
RSD %	0.7	1.1	0.8	0.5	0.8	7.9	0.8

	Se	Sn	Ti	Tl	U	V	W
Conc Mean	0.5415	-0.0019	1.038	0.9872		0.3035	0.0028
Std Dev	0.0076	0.0005	0.0084	0.0038		0.0018	0.0015
RSD %	1.4	25.6	0.8	0.4		0.6	55.1

	Zn
Conc Mean	0.3277
Std Dev	0.0013
RSD %	0.4

Lab Id: **CCV** Measure Date: **11/16/2019 12:33:12 PM**

Client Id:

Matrix	Weight	Volume	Pct Solid	Dilution	Factor	Units
	1	1	100	1	1.000	ppm

	Ag	Al	As	B	Ba	Be	Ca
Conc Mean	0.2437	1.001	1.021	1.008	1.011	1.024	1.005
Std Dev	0.0006	0.0098	0.0053	0.0050	0.0025	0.0082	0.0106
RSD %	0.2	1.0	0.5	0.5	0.2	0.8	1.1

	Cd	Co	Cr	Cu	Fe	K	Mg
Conc Mean	1.001	1.017	1.017	1.012	1.018	5.019	1.005
Std Dev	0.0107	0.0050	0.0052	0.0066	0.0047	0.0144	0.0203
RSD %	1.1	0.5	0.5	0.7	0.5	0.3	2.0

	Mn	Mo	Na	Ni	Pb	S	Sb
Conc Mean	1.027	1.011	4.994	1.022	1.007	1.054	1.033
Std Dev	0.0065	0.0089	0.0252	0.0049	0.0064	0.0212	0.0106
RSD %	0.6	0.9	0.5	0.5	0.6	2.0	1.0

	Se	Sn	Ti	Tl	U	V	W
Conc Mean	1.056	1.006	1.027	0.9959		1.019	0.2610
Std Dev	0.0073	0.0096	0.0074	0.0102		0.0058	0.0031
RSD %	0.7	1.0	0.7	1.0		0.6	1.2

	Zn
Conc Mean	1.000
Std Dev	0.0098
RSD %	1.0

Lab Id: **CCB** Measure Date: **11/16/2019 12:36:27 PM**

Client Id:

Matrix	Weight	Volume	Pct Solid	Dilution	Factor	Units
	1	1	100	1	1.000	ppm

	Ag	Al	As	B	Ba	Be	Ca
Conc Mean	-0.0001	# 0.0001	-0.0038	0.0026	0.0000	-0.0004	0.0006
Std Dev	0.0001	0.0001	0.0022	0.0013	0	0	0.0004
RSD %	85.2	79.8	57.1	49.6	45.5	7.3	63.1

	Cd	Co	Cr	Cu	Fe	K	Mg
Conc Mean	0.0004	-0.0001	-0.0002	0.0002	0.0006	-0.0004	0.0002
Std Dev	0	0.0002	0.0001	0.0002	0.0003	0.0004	0.0001
RSD %	9.1	298.2	49.6	105.1	55.2	101.4	77.8

	Mn	Mo	Na	Ni	Pb	S	Sb
Conc Mean	-0.0003	0.0005	0.0012	-0.0009	-0.0003	# 0.0343	> 0.0058
Std Dev	0	0.0005	0.0002	0	0.0011	0.0132	0.0008
RSD %	10.0	95.7	17.5	2.2	402.2	38.6	13.5

	Se	Sn	Ti	Tl	U	V	W
Conc Mean	-0.0006	0.0016	-0.0001	-0.0007		-0.0004	# 0.0015
Std Dev	0.0024	0.0008	0.0001	0.0014		0.0003	0.0014
RSD %	437.1	53.4	217.2	189.8		83.0	92.7

	Zn
Conc Mean	0.0003
Std Dev	0
RSD %	3.6

Lab Id: **CE61964 - BLK** Measure Date: **11/16/2019 12:42:57 PM**

Client Id: **COMP-1 - BLK**

Matrix	Weight	Volume	Pct Solid	Dilution	Factor	Units
506580-SQ-BLK	0.75	50	100	1	66.67	ppm

	Ag	Al	As	B	Ba	Be	Ca
Conc Mean	-0.0516	1.685	# -0.7265	0.5046	0.0181	-0.0197	1.084
Std Dev	0.0014	0.0377	0.0729	0.0256	0.0026	0.0019	0.0196
RSD %	2.7	2.2	10.0	5.1	14.5	9.7	1.8

	Cd	Co	Cr	Cu	Fe	K	Mg
Conc Mean	0.1243	0.0375	0.0792	0.0396	2.100	1.848	0.4468
Std Dev	0.0054	0.0125	0.0111	0.0104	0.0310	0.0314	0.0055
RSD %	4.3	33.4	14.0	26.3	1.5	1.7	1.2

	Mn	Mo	Na	Ni	Pb	S	Sb
Conc Mean	0.0185	0.0245	0.6957	0.0198	-0.0845	2.374	0.2091
Std Dev	0.0010	0.0267	0.1202	0.0078	0.1801	0.7355	0.1336
RSD %	5.1	108.9	17.3	39.4	213.2	31.0	63.9

	Se	Sn	Ti	Tl	U	V	W
Conc Mean	-0.1884	2.054	0.0201	-0.6267		0.0008	# -0.0276
Std Dev	0.1173	0.0496	0.0077	0.0579		0.0365	0.0739
RSD %	62.3	2.4	38.2	9.2		4590	268.1

	Zn
Conc Mean	0.1917
Std Dev	0.0051
RSD %	2.6

Lab Id: **CE61964** Measure Date: **11/16/2019 12:52:36 PM**

Client Id: **COMP-1**

Matrix	Weight	Volume	Pct Solid	Dilution	Factor	Units
506580-SS-S15	0.79	50	95	10	666.2	ppm

	Ag	Al	As	B	Ba	Be	Ca
Conc Mean	0.0369	6755	0.5712	3.964	46.58	0.1579	42990
Std Dev	0.0452	85.58	0.9594	0.0558	0.2704	0.0157	277.1
RSD %	128.9	1.3	176.8	1.5	0.6	10.5	0.7

	Cd	Co	Cr	Cu	Fe	K	Mg
Conc Mean	0.9916	7.321	10.37	18.63	17740	1296	12070
Std Dev	0.1244	0.2471	0.1383	0.1120	171.3	9.730	142.8
RSD %	13.2	3.6	1.4	0.6	1.0	0.8	1.2

	Mn	Mo	Na	Ni	Pb	S	Sb
Conc Mean	353.0	0.1510	74.33	15.67	6.626	388.4	0.1619
Std Dev	2.084	0.1735	0.6639	0.0926	1.387	6.335	0.4094
RSD %	0.6	120.9	0.9	0.6	22.0	1.7	266.3

	Se	Sn	Ti	Tl	U	V	W
Conc Mean	1.226	1.179	132.0	-1.282		16.14	# 0.4304
Std Dev	0.0882	0.9225	1.050	1.396		0.2175	0.7181
RSD %	7.6	82.4	0.8	114.6		1.4	166.9

	Zn
Conc Mean	45.79
Std Dev	0.2509
RSD %	0.6

Phoenix Environmental Laboratories | ICP Data | Instrument: ARCOS

Print Date: 11/27/2019 10:30:10 AM | **GCE61964 - Soil** | Method Name: Arcos 09

Lab Id: **CE61964 - DUP** Measure Date: **11/16/2019 12:55:49 PM**

Client Id: **COMP-1 - DUP**

Matrix	Weight	Volume	Pct Solid	Dilution	Factor	Units
506580-SQ-DUP	0.83	50	95	10	634.1	ppm

	Ag	Al	As	B	Ba	Be	Ca
Conc Mean	0.0098	6279	1.357	3.569	45.11	0.2268	39530
Std Dev	0.1137	53.34	2.478	0.3012	0.2615	0.0042	295.8
RSD %	1227	0.9	192.2	8.9	0.6	1.9	0.8

	Cd	Co	Cr	Cu	Fe	K	Mg
Conc Mean	1.095	7.394	9.587	17.25	16850	1140	9034
Std Dev	0.1318	0.3145	0.1204	0.4392	337.6	9.712	179.3
RSD %	12.7	4.5	1.3	2.7	2.1	0.9	2.1

	Mn	Mo	Na	Ni	Pb	S	Sb
Conc Mean	305.8	0.0033	94.54	15.21	5.619	348.1	-0.3049
Std Dev	0.9905	0.2696	0.6696	0.1343	0.9168	8.281	1.737
RSD %	0.3	8670	0.7	0.9	17.2	2.5	599.7

	Se	Sn	Ti	Tl	U	V	W
Conc Mean	-0.5230	1.141	109.4	-0.3544		14.14	# 0.1407
Std Dev	1.625	0.5924	0.2996	1.536		0.1599	0.1728
RSD %	327.1	54.6	0.3	456.2		1.2	122.9

	Zn
Conc Mean	42.72
Std Dev	0.1151
RSD %	0.3

Lab Id: **CE61964 - MS** Measure Date: **11/16/2019 12:59:04 PM**

Client Id: **COMP-1 - MS**

Matrix	Weight	Volume	Pct Solid	Dilution	Factor	Units
506580-SQ-MSX	0.8	50	95	10	657.9	ppm

	Ag	Al	As	B	Ba	Be	Ca
Conc Mean	32.40	11500	267.4	140.0	230.4	133.6	37800
Std Dev	0.3283	93.66	0.7618	2.488	0.6023	0.7307	113.6
RSD %	1.1	0.9	0.3	1.9	0.3	0.6	0.3

	Cd	Co	Cr	Cu	Fe	K	Mg
Conc Mean	130.3	141.0	147.9	156.2	20220	3661	10360
Std Dev	0.5052	1.078	0.6182	1.119	135.5	20.12	28.06
RSD %	0.4	0.8	0.4	0.8	0.7	0.6	0.3

	Mn	Mo	Na	Ni	Pb	S	Sb
Conc Mean	543.7	129.7	213.9	148.7	265.1	463.6	249.0
Std Dev	2.067	0.8959	1.504	1.569	2.941	8.332	2.931
RSD %	0.4	0.7	0.7	1.1	1.2	1.9	1.2

	Se	Sn	Ti	Tl	U	V	W
Conc Mean	135.6	649.1	267.4	640.7		154.7	0.6752
Std Dev	2.146	4.396	0.5914	3.512		1.730	1.016
RSD %	1.7	0.7	0.2	0.6		1.2	150.5

	Zn
Conc Mean	181.8
Std Dev	0.4427
RSD %	0.3

Lab Id: **CCV** Measure Date: **11/16/2019 1:12:02 PM**

Client Id:

Matrix	Weight	Volume	Pct Solid	Dilution	Factor	Units
	1	1	100	1	1.000	ppm

	Ag	Al	As	B	Ba	Be	Ca
Conc Mean	0.2454	1.004	1.021	1.016	1.009	1.026	1.013
Std Dev	0.0014	0.0075	0.0032	0.0135	0.0098	0.0031	0.0049
RSD %	0.6	0.7	0.3	1.3	1.0	0.3	0.5

	Cd	Co	Cr	Cu	Fe	K	Mg
Conc Mean	1.010	1.019	1.023	1.013	1.012	5.075	1.020
Std Dev	0.0058	0.0050	0.0044	0.0076	0.0080	0.0268	0.0117
RSD %	0.6	0.5	0.4	0.7	0.8	0.5	1.2

	Mn	Mo	Na	Ni	Pb	S	Sb
Conc Mean	1.026	1.017	5.023	1.024	1.012	1.037	1.029
Std Dev	0.0085	0.0035	0.0225	0.0030	0.0060	0.0153	0.0118
RSD %	0.8	0.3	0.4	0.3	0.6	1.5	1.1

	Se	Sn	Ti	Tl	U	V	W
Conc Mean	1.050	1.008	1.028	0.9998		1.023	0.2575
Std Dev	0.0121	0.0014	0.0079	0.0098		0.0047	0.0018
RSD %	1.2	0.1	0.8	1.0		0.5	0.7

	Zn
Conc Mean	1.007
Std Dev	0.0061
RSD %	0.6

Lab Id: **CCB** Measure Date: **11/16/2019 1:15:16 PM**

Client Id:

Matrix	Weight	Volume	Pct Solid	Dilution	Factor	Units
	1	1	100	1	1.000	ppm

	Ag	Al	As	B	Ba	Be	Ca
Conc Mean	-0.0003	# 0.0003	-0.0037	-0.0011	0.0000	-0.0004	0.0013
Std Dev	0.0001	0.0005	0.0038	0.0007	0	0	0.0006
RSD %	24.5	175.9	101.4	67.4	104.8	4.8	46.7

	Cd	Co	Cr	Cu	Fe	K	Mg
Conc Mean	0.0003	-0.0004	-0.0001	-0.0004	0.0005	-0.0009	0.0002
Std Dev	0.0001	0.0003	0.0001	0.0003	0.0001	0.0006	0.0001
RSD %	39.1	90.1	115.2	83.0	10.0	66.1	37.0

	Mn	Mo	Na	Ni	Pb	S	Sb
Conc Mean	-0.0004	0.0004	0.0013	-0.0006	-0.0023	# 0.0161	0.0025
Std Dev	0	0.0003	0.0001	0.0002	0.0014	0.0192	0.0028
RSD %	4.0	69.9	8.9	27.8	60.1	119.5	112.4

	Se	Sn	Ti	Tl	U	V	W
Conc Mean	0.0018	0.0002	-0.0002	-0.0007		-0.0005	# 0.0002
Std Dev	0.0015	0.0004	0	0.0010		0	0.0004
RSD %	87.2	241.1	20.0	149.6		9.2	230.6

	Zn
Conc Mean	0.0002
Std Dev	0.0001
RSD %	50.6

Lab Id: **CE61964 - LCS** Measure Date: **11/16/2019 1:24:56 PM**

Client Id: **COMP-1 - LCS**

Matrix	Weight	Volume	Pct Solid	Dilution	Factor	Units
506580-SQ-SPK	0.518	50	100	1	96.53	ppm

	Ag	Al	As	B	Ba	Be	Ca
Conc Mean	29.28	> 9203	128.9	> 216.5	540.1	163.6	4879
Std Dev	0.1710	120.5	0.9881	1.768	7.939	1.864	61.72
RSD %	0.6	1.3	0.8	0.8	1.5	1.1	1.3

	Cd	Co	Cr	Cu	Fe	K	Mg
Conc Mean	38.86	> 207.8	65.52	88.99	> 17390	2306	2494
Std Dev	0.5539	2.731	0.7231	0.8623	271.4	24.38	26.08
RSD %	1.4	1.3	1.1	1.0	1.6	1.1	1.0

	Mn	Mo	Na	Ni	Pb	S	Sb
Conc Mean	> 335.2	86.18	253.8	346.5	117.8	89.02	57.93
Std Dev	3.946	0.5450	3.058	5.418	0.7541	0.5427	0.2309
RSD %	1.2	0.6	1.2	1.6	0.6	0.6	0.4

	Se	Sn	Ti	Tl	U	V	W
Conc Mean	> 207.4	153.6	> 429.2	> 261.1		138.1	2.153
Std Dev	3.540	1.518	5.615	1.567		1.414	0.0378
RSD %	1.7	1.0	1.3	0.6		1.0	1.8

	Zn
Conc Mean	362.5
Std Dev	3.745
RSD %	1.0

Lab Id: **CE61964 - LCSD** Measure Date: **11/16/2019 1:28:10 PM**

Client Id: **COMP-1 - LCSD**

Matrix	Weight	Volume	Pct Solid	Dilution	Factor	Units
506580-SQ-SPD	0.502	50	100	1	99.60	ppm

	Ag	Al	As	B	Ba	Be	Ca
Conc Mean	25.97	> 8476	118.6	> 212.9	576.1	166.7	4596
Std Dev	0.1637	119.3	1.257	2.225	1.647	2.174	52.81
RSD %	0.6	1.4	1.1	1.0	0.3	1.3	1.1

	Cd	Co	Cr	Cu	Fe	K	Mg
Conc Mean	45.67	> 199.5	59.01	82.06	> 15120	2183	2311
Std Dev	0.6520	2.034	0.7822	0.6804	358.8	6.666	41.86
RSD %	1.4	1.0	1.3	0.8	2.4	0.3	1.8

	Mn	Mo	Na	Ni	Pb	S	Sb
Conc Mean	> 306.0	81.08	238.9	333.2	101.3	85.53	55.79
Std Dev	2.689	1.048	0.9698	3.141	1.447	1.573	0.3868
RSD %	0.9	1.3	0.4	0.9	1.4	1.8	0.7

	Se	Sn	Ti	Tl	U	V	W
Conc Mean	> 201.6	135.2	> 420.5	> 258.5		129.5	2.131
Std Dev	1.175	1.712	3.877	4.894		1.559	0.1811
RSD %	0.6	1.3	0.9	1.9		1.2	8.5

	Zn
Conc Mean	336.9
Std Dev	3.541
RSD %	1.1

Lab Id: **CE61964** Measure Date: **11/16/2019 1:31:23 PM**

Client Id: **COMP-1**

Matrix	Weight	Volume	Pct Solid	Dilution	Factor	Units
506580-SS-S15	0.79	50	95	1	66.62	ppm

	Ag	Al	As	B	Ba	Be	Ca
Conc Mean	-0.0977	> 7472	3.646	5.006	48.41	0.3784	> 42840
Std Dev	0.0080	77.81	0.1907	0.0663	0.3730	0.0029	396.8
RSD %	8.6	1.1	5.5	1.4	0.8	0.8	1.0

	Cd	Co	Cr	Cu	Fe	K	Mg
Conc Mean	0.8088	7.056	10.13	20.76	> 16960	1395	> 12600
Std Dev	0.0040	0.1108	0.0811	0.0143	300.1	19.38	180.1
RSD %	0.5	1.7	0.8	0.1	1.9	1.5	1.5

	Mn	Mo	Na	Ni	Pb	S	Sb
Conc Mean	> 336.3	0.4353	83.49	15.01	6.781	> 324.5	1.390
Std Dev	2.111	0.0481	1.250	0.2120	0.2198	3.053	0.0846
RSD %	0.7	11.6	1.6	1.5	3.4	1.0	6.4

	Se	Sn	Ti	Tl	U	V	W
Conc Mean	0.1208	2.113	133.0	# -0.9823		16.05	0.1801
Std Dev	0.2210	0.0752	0.0543	0.1080		0.1102	0.0147
RSD %	192.6	3.7	0	11.6		0.7	8.2

	Zn
Conc Mean	42.34
Std Dev	0.1986
RSD %	0.5

Lab Id: **CE61964 - DUP** Measure Date: **11/16/2019 1:34:38 PM**

Client Id: **COMP-1 - DUP**

Matrix	Weight	Volume	Pct Solid	Dilution	Factor	Units
506580-SQ-DUP	0.83	50	95	1	63.41	ppm

	Ag	Al	As	B	Ba	Be	Ca
Conc Mean	-0.0977	> 7302	4.279	4.679	49.24	0.3645	> 41430
Std Dev	0.0073	89.42	0.0554	0.0568	0.4499	0.0066	466.0
RSD %	7.9	1.3	1.4	1.3	1.0	1.9	1.2

	Cd	Co	Cr	Cu	Fe	K	Mg
Conc Mean	0.8351	7.287	9.582	20.04	> 17350	1275	> 9932
Std Dev	0.0039	0.0653	0.1554	0.2458	247.2	10.55	86.89
RSD %	0.5	0.9	1.7	1.3	1.5	0.9	0.9

	Mn	Mo	Na	Ni	Pb	S	Sb
Conc Mean	> 304.9	0.4710	108.1	14.93	6.121	> 328.1	1.521
Std Dev	3.758	0.0953	1.026	0.2345	0.3518	0.4796	0.0774
RSD %	1.3	21.3	1.0	1.7	6.1	0.2	5.4

	Se	Sn	Ti	Tl	U	V	W
Conc Mean	-0.0459	1.996	115.4	# -1.022		14.75	0.2610
Std Dev	0.2617	0.0650	1.239	0.1735		0.0992	0.0662
RSD %	600.7	3.4	1.1	17.9		0.7	25.4

	Zn
Conc Mean	41.67
Std Dev	0.3723
RSD %	0.9

Lab Id: **CE61964 - MS** Measure Date: **11/16/2019 1:37:53 PM**

Client Id: **COMP-1 - MS**

Matrix	Weight	Volume	Pct Solid	Dilution	Factor	Units
506580-SQ-MSX	0.8	50	95	1	65.79	ppm

	Ag	Al	As	B	Ba	Be	Ca
Conc Mean	> 33.76	> 12900	> 249.9	> 139.6	219.8	> 131.1	> 37900
Std Dev	0.2859	328.3	1.478	1.368	0.8147	1.630	460.4
RSD %	0.9	2.7	0.6	1.0	0.4	1.3	1.3

	Cd	Co	Cr	Cu	Fe	K	Mg
Conc Mean	119.1	> 133.2	> 142.9	> 175.2	> 19740	> 3852	> 10840
Std Dev	0.7185	1.129	1.656	1.522	355.8	37.86	179.8
RSD %	0.6	0.9	1.2	0.9	1.9	1.0	1.7

	Mn	Mo	Na	Ni	Pb	S	Sb
Conc Mean	> 518.7	129.5	255.9	138.1	253.7	> 405.8	> 238.7
Std Dev	5.962	1.302	2.472	0.7973	0.5712	2.472	1.703
RSD %	1.2	1.1	1.0	0.6	0.2	0.6	0.8

	Se	Sn	Ti	Tl	U	V	W
Conc Mean	104.9	> 638.0	> 268.0	> 639.3		> 155.3	1.044
Std Dev	0.5703	5.872	3.724	4.465		1.394	0.1720
RSD %	0.6	1.0	1.5	0.7		0.9	16.5

	Zn
Conc Mean	173.4
Std Dev	0.8900
RSD %	0.5

Lab Id: **CE61964 - MSD** Measure Date: **11/16/2019 1:41:06 PM**

Client Id: **COMP-1 - MSD**

Matrix	Weight	Volume	Pct Solid	Dilution	Factor	Units
506580-SQ-MSD	0.76	50	95	1	69.25	ppm

	Ag	Al	As	B	Ba	Be	Ca
Conc Mean	> 35.50	> 13040	> 264.6	> 148.0	228.6	> 137.6	> 44990
Std Dev	0.5318	278.0	3.001	1.683	2.704	2.030	576.1
RSD %	1.6	2.2	1.2	1.2	1.2	1.6	1.3

	Cd	Co	Cr	Cu	Fe	K	Mg
Conc Mean	124.3	> 138.9	> 148.2	> 181.5	> 18730	> 4111	> 14750
Std Dev	1.214	2.019	2.117	1.833	277.4	20.26	202.6
RSD %	1.0	1.5	1.5	1.1	1.6	0.5	1.4

	Mn	Mo	Na	Ni	Pb	S	Sb
Conc Mean	> 505.6	> 137.7	283.3	143.7	266.6	> 390.4	> 255.7
Std Dev	5.856	1.928	1.472	1.856	2.082	3.350	3.317
RSD %	1.2	1.5	0.5	1.4	0.8	0.9	1.4

	Se	Sn	Ti	Tl	U	V	W
Conc Mean	111.1	> 678.5	> 294.7	> 673.8		> 161.7	0.9477
Std Dev	1.224	9.136	3.673	7.439		2.179	0.0793
RSD %	1.2	1.4	1.3	1.2		1.4	8.4

	Zn
Conc Mean	178.4
Std Dev	1.753
RSD %	1.0

Lab Id: **CE61964 - DIL** Measure Date: **11/16/2019 1:44:21 PM**

Client Id: **COMP-1 - DIL**

Matrix	Weight	Volume	Pct Solid	Dilution	Factor	Units
506580-SQ-DIL	0.79	50	95	5	333.1	ppm

	Ag	Al	As	B	Ba	Be	Ca
Conc Mean	-0.0651	6876	3.311	5.955	47.00	0.2720	42230
Std Dev	0.0742	107.8	0.2702	0.8631	0.2186	0.0058	168.2
RSD %	120.0	1.7	8.6	15.3	0.5	2.2	0.4

	Cd	Co	Cr	Cu	Fe	K	Mg
Conc Mean	0.9171	7.170	10.34	18.62	17730	1338	12370
Std Dev	0.0582	0.0303	0.0786	0.1390	172.6	19.58	74.26
RSD %	6.7	0.4	0.8	0.8	1.0	1.5	0.6

	Mn	Mo	Na	Ni	Pb	S	Sb
Conc Mean	346.6	0.5570	74.26	15.39	7.047	356.4	1.369
Std Dev	1.162	0.0744	1.087	0.1765	0.3878	3.428	0.4806
RSD %	0.4	14.1	1.5	1.2	5.8	1.0	36.9

	Se	Sn	Ti	Tl	U	V	W
Conc Mean	-0.3373	1.182	132.4	-0.0045		16.20	0.3060
Std Dev	0.8576	0.2827	0.7127	0.5928		0.2252	0.2415
RSD %	267.6	25.2	0.6	13790		1.5	78.9

	Zn
Conc Mean	44.94
Std Dev	0.3486
RSD %	0.8

Phoenix Environmental Laboratories | ICP Data | Instrument: ARCOS

Print Date: 11/27/2019 10:30:11 AM | **GCE61964 - Soil** | Method Name: Arcos 09

Lab Id: **CE61964 - PS** | Measure Date: **11/16/2019 1:47:36 PM**

Client Id: **COMP-1 - PS**

Matrix	Weight	Volume	Pct Solid	Dilution	Factor	Units
506580-SQ-PSX	0.79	50	95	1	66.62	ppm

	Ag	Al	As	B	Ba	Be	Ca
Conc Mean	> 34.54	> 7370	> 258.0	> 138.3	170.8	> 132.6	> 40910
Std Dev	0.0973	160.4	5.525	2.130	1.481	3.047	868.4
RSD %	0.3	2.3	2.3	1.6	0.9	2.4	2.2

	Cd	Co	Cr	Cu	Fe	K	Mg
Conc Mean	120.8	> 134.2	> 137.7	> 172.8	> 16640	2056	> 12300
Std Dev	2.111	1.897	2.333	1.445	427.3	21.98	301.3
RSD %	1.8	1.5	1.8	0.9	2.7	1.1	2.6

	Mn	Mo	Na	Ni	Pb	S	Sb
Conc Mean	> 448.2	> 138.8	242.4	137.2	258.5	> 315.4	> 275.6
Std Dev	8.294	2.073	2.787	1.540	2.708	2.803	5.784
RSD %	1.9	1.6	1.2	1.2	1.1	0.9	2.2

	Se	Sn	Ti	Tl	U	V	W
Conc Mean	110.6	> 681.0	> 266.7	> 655.7		> 146.7	0.9907
Std Dev	2.683	9.906	5.247	7.568		2.001	0.0817
RSD %	2.6	1.5	2.1	1.2		1.4	8.2

	Zn
Conc Mean	169.6
Std Dev	2.196
RSD %	1.4

Lab Id: **CCV** Measure Date: **11/16/2019 1:50:51 PM**

Client Id:

Matrix	Weight	Volume	Pct Solid	Dilution	Factor	Units
	1	1	100	1	1.000	ppm

	Ag	Al	As	B	Ba	Be	Ca
Conc Mean	0.2472	1.023	1.003	1.023	0.9919	1.014	1.030
Std Dev	0.0008	0.0066	0.0073	0.0098	0.0030	0.0069	0.0085
RSD %	0.3	0.6	0.7	1.0	0.3	0.7	0.8

	Cd	Co	Cr	Cu	Fe	K	Mg
Conc Mean	0.9942	1.006	1.010	1.012	1.017	5.247	1.051
Std Dev	0.0029	0.0016	0.0023	0.0015	0.0063	0.0687	0.0157
RSD %	0.3	0.2	0.2	0.1	0.6	1.3	1.5

	Mn	Mo	Na	Ni	Pb	S	Sb
Conc Mean	1.017	1.005	5.136	0.9983	0.9947	1.036	1.030
Std Dev	0.0009	0.0026	0.0810	0.0032	0.0063	0.0280	0.0044
RSD %	0.1	0.3	1.6	0.3	0.6	2.7	0.4

	Se	Sn	Ti	Tl	U	V	W
Conc Mean	1.065	0.9889	1.029	0.9968		1.015	0.2541
Std Dev	0.0067	0.0047	0.0031	0.0079		0.0020	0.0044
RSD %	0.6	0.5	0.3	0.8		0.2	1.7

	Zn
Conc Mean	1.008
Std Dev	0.0036
RSD %	0.4

Lab Id: **CCB** Measure Date: **11/16/2019 1:54:05 PM**

Client Id:

Matrix	Weight	Volume	Pct Solid	Dilution	Factor	Units
	1	1	100	1	1.000	ppm

	Ag	Al	As	B	Ba	Be	Ca
Conc Mean	-0.0002	# 0.0000	-0.0048	0.0030	0	-0.0004	0.0057
Std Dev	0.0001	0.0009	0.0021	0.0005	0.0001	0	0.0012
RSD %	66.7	4138	44.7	15.7		8.2	20.4

	Cd	Co	Cr	Cu	Fe	K	Mg
Conc Mean	0.0005	0	-0.0002	-0.0007	0.0035	-0.0002	0.0018
Std Dev	0.0001	0.0001	0.0001	0.0002	0.0006	0.0002	0.0004
RSD %	11.6	3125	56.1	31.0	18.6	122.6	20.9

	Mn	Mo	Na	Ni	Pb	S	Sb
Conc Mean	-0.0003	0.0003	0.0011	-0.0004	-0.0005	# 0.0210	> 0.0062
Std Dev	0.0001	0.0007	0.0005	0.0002	0.0018	0.0095	0.0039
RSD %	23.9	221.2	43.1	56.8	357.1	45.0	62.8

	Se	Sn	Ti	Tl	U	V	W
Conc Mean	-0.0028	-0.0003	-0.0001	0.0013		-0.0001	# 0.0004
Std Dev	0.0040	0.0005	0.0001	0.0013		0.0007	0.0005
RSD %	142.2	143.8	147.9	102.7		1021	130.1

	Zn
Conc Mean	0.0004
Std Dev	0.0002
RSD %	36.1

Lab Id: **CRDL** Measure Date: **11/16/2019 3:18:11 PM**

Client Id:

Matrix	Weight	Volume	Pct Solid	Dilution	Factor	Units
WM	1	1	100	1	1.000	ppm

	Ag	Al	As	B	Ba	Be	Ca
Conc Mean	0.0049	0.0530	0.0179	0.0509	0.0105	0.0046	0.0550
Std Dev	0.0001	0.0004	0.0017	0.0005	0	0.0001	0.0010
RSD %	2.1	0.7	9.4	1.0	0.3	1.1	1.8

	Cd	Co	Cr	Cu	Fe	K	Mg
Conc Mean	0.0055	0.0051	0.0050	0.0043	0.0278	0.5370	0.0559
Std Dev	0	0.0004	0.0003	0.0001	0.0001	0.0017	0.0010
RSD %	0.9	8.6	5.6	1.7	0.2	0.3	1.8

	Mn	Mo	Na	Ni	Pb	S	Sb
Conc Mean	0.0049	0.0518	0.5229	0.0045	0.0093	0.5276	0.0266
Std Dev	0	0.0009	0.0022	0.0003	0.0006	0.0099	0.0022
RSD %	1.0	1.7	0.4	6.2	6.7	1.9	8.5

	Se	Sn	Ti	Tl	U	V	W
Conc Mean	0.0521	0.1045	0.0523	0.0207		0.0110	# -0.0004
Std Dev	0.0045	0.0006	0.0004	0.0011		0.0002	0.0003
RSD %	8.6	0.6	0.8	5.1		2.1	75.5

	Zn
Conc Mean	0.0111
Std Dev	0.0003
RSD %	2.3

Lab Id: **ICSA** Measure Date: **11/16/2019 3:21:24 PM**

Client Id:

Matrix	Weight	Volume	Pct Solid	Dilution	Factor	Units
WM	1	1	100	1	1.000	ppm

	Ag	Al	As	B	Ba	Be	Ca
Conc Mean	-0.0006	> 31.57	-0.0020	-0.0021	0.0000	-0.0005	> 151.8
Std Dev	0.0001	0.1841	0.0032	0.0003	0	0	0.8694
RSD %	22.1	0.6	159.5	13.6	266.7	10.4	0.6

	Cd	Co	Cr	Cu	Fe	K	Mg
Conc Mean	0.0053	0.0066	-0.0014	-0.0012	> 129.3	0.0019	> 78.77
Std Dev	0	0.0002	0.0003	0.0001	1.857	0.0001	0.9085
RSD %	0.9	2.5	19.6	8.5	1.4	7.2	1.2

	Mn	Mo	Na	Ni	Pb	S	Sb
Conc Mean	0.0012	-0.0022	26.27	0.0040	0.0050	0.0849	0.0023
Std Dev	0.0007	0.0004	0.1305	0.0004	0.0019	0.0092	0.0027
RSD %	53.0	17.7	0.5	9.4	37.0	10.8	120.0

	Se	Sn	Ti	Tl	U	V	W
Conc Mean	-0.0030	0.0000	-0.0007	-0.0052		0.0004	# 0.0010
Std Dev	0.0038	0.0014	0.0001	0.0015		0.0002	0.0007
RSD %	124.4	14480	8.4	28.8		39.3	76.3

	Zn
Conc Mean	0.0194
Std Dev	0.0002
RSD %	1.2

Lab Id: **ICSAB** Measure Date: **11/16/2019 3:24:39 PM**

Client Id:

Matrix	Weight	Volume	Pct Solid	Dilution	Factor	Units
WM	1	1	100	1	1.000	ppm

	Ag	Al	As	B	Ba	Be	Ca
Conc Mean	0.2828	> 31.59	1.070	0.5266	0.3224	0.1030	> 153.1
Std Dev	0.0029	0.1515	0.0026	0.0045	0.0018	0.0002	0.6344
RSD %	1.0	0.5	0.2	0.8	0.5	0.2	0.4

	Cd	Co	Cr	Cu	Fe	K	Mg
Conc Mean	0.3038	0.3162	0.3068	0.3274	> 130.6	22.25	> 79.37
Std Dev	0.0010	0.0013	0.0001	0.0003	1.999	0.1734	0.7493
RSD %	0.3	0.4	0	0.1	1.5	0.8	0.9

	Mn	Mo	Na	Ni	Pb	S	Sb
Conc Mean	0.2030	0.3097	26.14	0.3065	0.9960	0.1003	1.053
Std Dev	0.0005	0.0008	0.1747	0.0015	0.0060	0.0037	0.0143
RSD %	0.3	0.3	0.7	0.5	0.6	3.7	1.4

	Se	Sn	Ti	Tl	U	V	W
Conc Mean	0.5591	-0.0036	1.060	1.011		0.3081	0.0015
Std Dev	0.0101	0.0018	0.0046	0.0081		0.0002	0.0012
RSD %	1.8	49.5	0.4	0.8		0.1	83.6

	Zn
Conc Mean	0.3324
Std Dev	0.0007
RSD %	0.2

Mercury Soil Digestion

HGSMPREP-506664 **QAQC Code** #QHG-SM **QAQC Sample #** CE61964 11/18/19 5:06 AM

	Sample / C#	Acode	Dept	Wt(g)	Auto Block #	Final Vol (ml)	Cell #	Comments	Start Date	Finish Date	Initials
0	CE61964 *	BLK		0.60	4	40		(1)	11/18	11/18	LS/LS
0	CE61964 *	DUP		0.64	4	40			11/18	11/18	LS/LS
0	CE61964 *	LCS		0.65	4	40			11/18	11/18	LS/LS
0	CE61964 *	LCSD		0.66	4	40			11/18	11/18	LS/LS
0	CE61964 *	MS		0.66	4	40		1 ML SPK	11/18	11/18	LS/LS
0	CE61964 *	MSD		0.60	4	40		1 ML SPK	11/18	11/18	LS/LS
1	CE52553 * - 1	HGSMPREP	ICP4 HG VOA	0.62	4	40			11/18	11/18	LS/LS
2	CE61154 * - 0	HGSMPREP	ICP13 HG VOA	0.69	4	40			11/18	11/18	LS/LS
3	CE61226 * - 0	HGSMPREP	HG	0.61	4	40			11/18	11/18	LS/LS
4	CE61338 * - 1	HGSMPREP	HG	0.67	4	40			11/18	11/18	LS/LS
5	CE61359 ** - 1	HGSMPREP	ICP10 HG VOA	0.69	4	40			11/18	11/18	LS/LS
6	CE61527 ** - 3	HGSMPREP	ICP7 HG VOA	0.65	4	40			11/18	11/18	LS/LS
7	CE61719 ** - 1	HGSMPREP	ICP7 HG	0.61	4	40			11/18	11/18	LS/LS
8	CE61720 ** - 1	HGSMPREP	ICP7 HG	0.66	4	40			11/18	11/18	LS/LS
9	CE61721 ** - 1	HGSMPREP	ICP7 HG	0.67	4	40			11/18	11/18	LS/LS
10	CE61764 * - 1	HGSMPREP	ICP22 HG	0.64	4	40			11/18	11/18	LS/LS
11	CE61767 * - 2	HGSMPREP	ICP23 HG	0.60	4	40			11/18	11/18	LS/LS
12	CE61819 * - 1	HGSMPREP	ICP7 HG VOA	0.62	4	40			11/18	11/18	LS/LS
13	CE61820 * - 1	HGSMPREP	ICP7 HG VOA	0.66	4	40			11/18	11/18	LS/LS
14	CE61821 * - 3	HGSMPREP	ICP7 HG VOA	0.63	4	40			11/18	11/18	LS/LS
15	CE61958 * - 1	HGSMPREP	ICP13 HG VOA	0.61	4	40			11/18	11/18	LS/LS
16	CE61959 * - 4	HGSMPREP	ICP13 HG VOA	0.61	4	40			11/18	11/18	LS/LS
17	CE61960 * - 2	HGSMPREP	ICP13 HG	0.61	4	40			11/18	11/18	LS/LS
18	CE61961 * - 1	HGSMPREP	ICP13 HG	0.61	4	40			11/18	11/18	LS/LS
19	CE61962 * - 1	HGSMPREP	ICP13 HG	0.68	4	40			11/18	11/18	LS/LS
20	CE61964 * - 11	HGSMPREP	ICP22 HG	0.62	4	40			11/18	11/18	LS/LS

QC Rpt Cmnt

Prep Comment

Post Comment BALANCE = TCLP TOP LOADER || HGSMPREP-ARMY 2g Prep for Sample and Blank

Surrogate Id # -- **Tracking #** **Time In** 6:20

Spike # IN VENT K2-HG03002 **Tracking #** **Time Out** 6:50

LCSID # IN VENT K2-HG03002 **Tracking #** **Temp** 95.2

Standards **Time Basic**

Vendor Id	Item ID	Phoenix Lot Number	Vendor Lot Number	Expiration Date
ERA	Metals In Soil	S#LWV	D104-540	07/31/22
Fisher	Hydrochloric Acid	S#NJN	4119040	11/13/20
Fisher	Nitric Acid	S#NJT	1119040	11/12/20
Fisher	Sand Ottawa 20-30 Mesh 3kg	S#JDR	185328	
Phoenix	AA - Mercury Standard 100ppb	AA15T	----------	05/13/20
Phoenix	AA - Mercury Standard 10ppm	AA14Q	----------	02/25/20
Phoenix	HG - CAL STD	HG06D	----------	11/22/19
Phoenix	PREP - NACL HYDROXYLAMINE HYDROCHLORIDE	PREP58O	----------	11/12/20
Phoenix	PREP - POTASSIUM PERMANGANATE	PREP58N	----------	11/11/20

Total Metals Digest, Soils

TMD-SM-506580 **QAQC Code** #Q$ICP-SM **QAQC Sample #** CE61964 11/15/19 5:33 PM

	Sample / C#	Acode	Dept	Wt(g)	Auto Block #	Final Vol (ml)	IPH	Comments	Start Date	Finish Date	Initials
0	CE61964 *	BLK		0.75	B	50		7	11/15	11/16	#######
0	CE61964 *	LCS		0.518	B	50			11/15	11/16	#######
0	CE61964 *	LCSD		0.502	B	50			11/15	11/16	#######
0	CE61964 * - 14	MS		0.80	B	50		1ml of ea	11/15	11/16	#######
0	CE61964 * - 14	MSD		0.76	B	50		1ml of ea	11/15	11/16	#######
0	CE61964 * - 14	DUP		0.83	B	50			11/15	11/16	#######
1	CE59273 ** - 1	TMD-SM	ICP7 HG	0.75	B	50			11/15	11/16	#######
2	CE61764 * - 1	TMD-SM	ICP22 HG	0.77	B	50			11/15	11/16	#######
3	CE61767 * - 2	TMD-SM	ICP23 HG	0.75	B	50			11/15	11/16	#######
4	CE61819 * - 1	TMD-SM	ICP7 HG	0.76	B	50			11/15	11/16	#######
5	CE61820 * - 1	TMD-SM	ICP7 HG	0.75	B	50			11/15	11/16	#######
6	CE61821 * - 3	TMD-SM	ICP7 HG	0.83	B	50			11/15	11/16	#######
7	CE61875 * - 2	TMD-SM	ICP1	0.76	B	50			11/15	11/16	#######
8	CE61876 * - 2	TMD-SM	ICP1	0.77	B	50			11/15	11/16	#######
9	CE61877 * - 2	TMD-SM	ICP1	0.78	B	50			11/15	11/16	#######
10	CE61958 * - 1	TMD-SM	ICP13 HG	0.79	B	50			11/15	11/16	#######
11	CE61959 * - 2	TMD-SM	ICP13 HG	0.83	B	50			11/15	11/16	#######
12	CE61960 * - 2	TMD-SM	ICP13 HG	0.79	B	50			11/15	11/16	#######
13	CE61961 * - 1	TMD-SM	ICP13 HG	0.78	B	50			11/15	11/16	#######
14	CE61962 * - 1	TMD-SM	ICP13 HG	0.77	B	50			11/15	11/16	#######
15	CE61964 * - 14	TMD-SM	ICP22 HG	0.79	B	50			11/15	11/16	#######
16	CE62007 * - 1	TMD-SM	ICP1	0.75	B	50			11/15	11/16	#######
17	CE62008 * - 1	TMD-SM	ICP1	0.80	B	50			11/15	11/16	#######
18	CE62009 * - 1	TMD-SM	ICP1	0.79	B	50			11/15	11/16	#######
19	CE62010 * - 1	TMD-SM	ICP1	0.82	B	50			11/15	11/16	#######
20	CE62011 * - 1	TMD-SM	ICP1	0.75	B	50			11/15	11/16	#######

QC Rpt Cmnt

Prep Comment Metals: Ag12, Al3, As12, Ba12, Be8, Ca3, Cd12, Co3, Cr12, Cu3, Fe3, K3, Mg3, Mn3, Na3, Ni8, Pb20, Sb8, Se7, Tl8, V8, Zn8 ||

Post Comment

Surrogate Id # **Tracking #** **Time In** 20:00

Spike # **Tracking #** **Time Out** 2:00

LCSID # **Tracking #** **Temp** 95.8

Standards **Time Basic**

Vendor Id	Item ID	Phoenix Lot Number	Vendor Lot Number	Expiration Date
Absolute Standa	Zirconium (Zr)			
Brand-Nu	Hydrogen Peroxide 30% (6x500ml)	S#NJF	1003Y04	05/01/20
ERA	Metals In Soil	S#MWV	D104-540	07/31/22
Fisher	Hydrochloric Acid	S#NQF	4119040	11/13/20
Fisher	Nitric Acid	S#NFS	1119040	11/11/20
Inorganic Ventu	Second Source 1	S#N7I	N2-MEB674078	11/07/20
Inorganic Ventu	Second Source 2	S#N7P	P2-MEB680653	11/07/20

DATA USABILITY SUMMARY REPORT (DUSR)
SEMI-VOLATILE ORGANIC COMPOUNDS
USEPA Region II –Data Validation

Site: Angelic Textile Services	SDG #: GCE67556
Laboratory: Phoenix Environmental Laboratories, Inc.	Date: 12/11/19
KGS Reviewer: Sherri Pullar	Project: 3020

Client Sample ID	Lab Sample ID	Collection Date	Analysis	Matrix
COMP-2	CE67556	11/22/2019	SVOC	Soil

Summary - Data validation was performed on the data for one (1) soil sample that was collected from Angelic Textile Services, 125 Bath St., Ballston Spa, NY on 11/22/2019 and submitted for Semi-Volatile Organic (SVOC) analyses by SW846 Method 8270. All sample results in this SDG were subjected to Level 4 data validation.

Narrative and Completeness Review – The case narrative and data package were checked for completeness. No discrepancies were noted.

Sample Delivery and Condition – All samples arrived at the laboratory on 11/25/2019 in acceptable condition and temperature and were properly preserved. Proper custody was documented.

Qualification: None required.

Holding Times –All samples were extracted within 14 days from sample collection and analyzed within the 40 days following sample extraction.

Qualification: None required.

GC/MS Tuning - All DFTPP tunes in the initial and continuing calibrations met the percent relative abundance criteria.

Qualification: None required.

Initial Calibration – Initial calibration curve analyzed on 11/18/2019 (CHEM29) exhibited acceptable %RSDs and average RRF values for compounds listed in Table 2 in SOP HW-35A.

Qualification: None required.

Continuing Calibration Verification (CCV) – The %D for the CCVs analyzed and reported with these samples on 11/27-28/2019 were within acceptance limits listed in Table 2 in SOP HW-35A with the exception of phenol (23.9%).

Qualification: Non-detect result for phenol was qualified as estimated (UJ) in sample Comp-2.

Surrogates –Surrogate %R values were within the QC acceptance limits.

Qualification: None required.

Internal Standard (IS) Area Performance – Samples exhibited acceptable area count for the six internal standards.

Qualification: None required.

Method Blank (MB) – The method blanks prepared and analyzed with these samples were free of contamination.

Qualification: None required.

Storage Blank (SB), Trip Blank (TB), Field Blank (FB), Rinsate Blank (RB) and Equipment Blank (EB) – No field blanks were submitted with this SDG.

Qualification: None required.

Field Duplicate – A field duplicate pair was not submitted in this SDG.

Qualification: None required.

Matrix Spike (MS)/Matrix Spike Duplicate (MSD) – Matrix Spike (MS)/ Matrix Spike Duplicate (MSD) were performed on sample COMP-2 (CE67556). %RECs/RPDs were within the laboratory control limits with the exception of hexachlorocyclopentadiene (27% and 27% %R), benzoic acid (36.1% RPD), 2,4-Dinitrophenol (51.0% RPD), and benzidine (14% %R; 103.4% RPD). Result for 2,4-dinitrophenol was non-detect in the parent sample.

Qualification: Non-detect results for benzoic acid, hexachlorocyclopentadiene, and benzidine were qualified as estimated (UJ) in sample COMP-2.

Target Compound Identification – All Relative Retention Times (RRTs) of the reported compounds were within ± 0.06 RRT units of the standard (opening CCV).

– Sample compound spectra were compared against the laboratory standard spectra.

– No QC deviations were observed.

Compound Quantitation and Reported Detection Limits – All sample results were reported within the linear calibration range.

Qualification: None required.

– %Solids for all soil samples in this SDG were >50%.

Qualification: None required.

Manual Calculation

$$Cx = \frac{(Ax)(IS)(VE)(DF)}{(Ais)(RRF)(\text{Volume injected, } \mu L)(V)(\%Solids)}$$

Cx = concentration of analyte as ug/kg
Ax = Area of the characteristic ion for the compound to be measured, counts.
Ais = Area of the characteristic ion for the specific internal standard, counts.
IS = Concentration of the internal standard spiking mixture, ng
RRF= Mean relative response factor from the initial calibration.
DF = Dilution factor calculated. If no dilution is performed, DF= 1
V= Volume for liquids in ml, weight for soils/solids in grams.
VE= final volume of concentrated extract

Sample: LCS CE67556

Naphthalene

Sample weight= 15.00g
Volume purged=1.0ml
DF = 1

$$\text{Concentration } (\mu g/kg)\ (dry) = \frac{3001773 \times 40 \times 1 \times 1000}{4374580 \times 0.911 \times 15.00} = 2008.59\ \mu g/kg$$

Compound	Laboratory (µg/kg)	Validation (µg/kg)	%D
Naphthalene	2010	2010	0.0

Data Review Summary – The SVOC results reported in this SDG are acceptable as reported and may be used for their intended purpose.
– Semivolatile data package meet requirement for New York State Department of Environmental Conservation (NYSDEC) Analytical Services Protocol (ASP) Category B Deliverables.
– Validation qualifiers (if required) were entered into the EDD and a summary of the data are listed in the Data Summary Table for SDG: GCE67556 at the end of the data validation report.

DATA USABILITY SUMMARY REPORT (DUSR)
VOLATILE ORGANIC COMPOUNDS
USEPA Region II –Data Validation

Site: Angelic Textile Services	SDG #: GCE67556
Laboratory: Phoenix Environmental Laboratories, Inc.	Date: 12/11/19
KGS Reviewer: Sherri Pullar	Project: 3020

Client Sample ID	Lab Sample ID	Collection Date	Analysis	Matrix
GRAB-2	CE67557	11/22/2019	VOC	Soil

Summary - Data validation was performed on the data for one (1) soil sample that was collected from Angelic Textile Services, 125 Bath St., Ballston Spa, NY on 11/22/2019 and submitted for Volatile Organic (VOC) analyses by SW846 Method 8260C. All sample results in this SDG were subjected to Level 4 data validation.

Narrative and Completeness Review – The case narrative and data package were checked for completeness. No discrepancies were noted.

Sample Delivery and Condition – All samples arrived at the laboratory on 11/25/2019 in acceptable condition and temperature and were properly preserved. Proper custody was documented.

Qualification: None required.

Holding Times –All samples were analyzed within the 14-day holding time required for soil samples.

Qualification: None required.

GC/MS Tuning - All BFB tunes in the initial and continuing calibrations met the percent relative abundance criteria.

Qualification: None required.

Initial Calibration - Initial calibration curve analyzed on 11/24/2019 (CHEM14) exhibited acceptable %RSDs and average RRF values for compounds listed in Table 2 in SOP HW-33A with the exception of dibromochloromethane (20.7%) and bromoform (24.1%).

Qualification: Non-detect results for dibromochloromethane and bromoform were qualified as estimated (UJ) in sample GRAB-2.

Continuing Calibration Verification (CCV) - The %D for the CCVs analyzed and reported with these samples on 11/26/2019 were within acceptance limits for all target VOCs with the exception of 1,3-dichlorobenzene (23.0%), 1,4-dichlorobenzene (22.8%), and 1,2,4-trichlorobenzene (36.7%).

Qualification: Non-detect results for 1,3-dichlorobenzene, 1,4-dichlorobenzene and 1,2,4-trichlorobenzene were qualified as estimated (UJ) in sample GRAB-2.

Surrogates –Surrogate percent recoveries were within the control limits.

Qualification: None required.

Internal Standard (IS) Area Performance – Samples exhibited acceptable area counts for one of the 5 internal standards. Pentafluorobenzene, 1,4-difluorobenzene, chlorobenzene-d5, and 1,4-dichlorobenzene-d4 were all outside the QC limits. The laboratory re-ran the sample and the internal standards were within the QC limits.

Qualification: None required.

MS/MSD – Sample GRAB-2 (Lab Sample ID: CE67557) was spiked and analyzed as MS/MSD samples. Percent recovery and RPD were within QC limits with the exception of chloroethane (66% and 131% %R and 66.0% RPD), dichlorodifluoromethane (131% %R), bromomethane (133% %R), trichlorofluoromethane (62% %R and 69.5% RPD), acetone (168% and 54% %R and 102.7% RPD), and naphthalene (69% %R). Results for dichlorodifluoromethane and bromomethane were non-detect.

Qualification: Non-detect results for chloroethane, trichlorofluoromethane, and naphthalene were qualified estimated (UJ) and the result for acetone was qualified as estimated (J) in sample GRAB-2.

Method Blank – The method blanks prepared and analyzed with these samples were free of contamination.

Qualification: None required.

Field Blanks – No trip blanks were submitted in this SDG.

Qualification: None required.

Field Duplicate – A field duplicate pair was not submitted in this SDG.

Qualification: None required.

Target Compound Identification – All Relative Retention Times (RRTs) of the reported compounds were within ± 0.06 RRT units of the standard (opening CCV).

Qualification: None required.

– Sample compound spectra were compared against the laboratory standard spectra.

Qualification: None required.

Compound Quantitation –Analyte non-detections were reported as "U"; these results should be considered the equivalent of "PQL U." Analyte detections below the PQL were reported as J qualified results. These J qualifiers were retained unless superseded by a more severe qualifier.

Qualification: None required.

– All sample results were reported within the linear calibration range.

– %Solids for all soil samples in this SDG were >50%.

Qualification: None required.

Manual Calculation

$$Cx = \frac{(Ax)(IS)(DF)}{(Ais)(RRF)(V)(\%Solids)}$$

Cx = concentration of analyte as ug/kg
Ax = Area of the characteristic ion for the compound to be measured, counts.
Ais = Area of the characteristic ion for the specific internal standard, counts.
IS = Concentration of the internal standard spiking mixture, ng
RRF= Mean relative response factor from the initial calibration.
DF = Dilution factor calculated. If no dilution is performed, DF= 1
V= Volume for liquids in ml, weight for soils/solids in grams.

LCS CE67557

Dichlorodifluoromethane

Sample weight= 5.0g
Volume purged=5.0ml
DF = 1

$$\text{Concentration } (\mu g/kg)\ (dry) = \frac{89741 \times 50 \times 1 \times 5.0}{244457 \times 0.343 \times 5.0} = 53.51\ \mu g/kg$$

Compound	Laboratory (µg/kg)	Validation (µg/kg)	%D
Dichlorodifluoromethane	54	54	0.0

Data Review Summary –VOC results reported in this SDG are acceptable as reported and may be used for their intended purpose.
– Volatile soil data package meets the requirement for New York State Department of Environmental Conservation (NYSDEC) Analytical Services Protocol (ASP) Category B Deliverables.
– Validation qualifiers (if required) were entered into the EDD and a summary of the data are listed in the Data Summary Table for SDG: GCE67556 at the end of the data validation report.

DATA USABILITY SUMMARY REPORT (DUSR)
HERBICIDES
USEPA Region II –Data Validation

Site: Angelic Textile Services	SDG #: GCE67556
Laboratory: Phoenix Environmental Laboratories, Inc.	Date: 12/11/19
KGS Reviewer: Sherri Pullar	Project: 3020

Client Sample ID	Lab Sample ID	Collection Date	Analysis	Matrix
COMP-2	CE67556	11/22/2019	Herbicides	Soil

Summary - Data validation was performed on the data for one (1) soil sample that was collected from Angelic Textile Services, 125 Bath St., Ballston Spa, NY on 11/22/2019 and submitted for Herbicides by SW-846 Method 8151A in accordance with NYSDEC, Analytical Services Protocol (ASP) Format.

Narrative and Completeness Review – The case narrative and data package were checked for completeness. No discrepancies were noted.

Sample Delivery and Condition – All samples arrived at the laboratory on 11/25/2019 in acceptable condition and temperature and were properly preserved. Proper custody was documented.

Qualification: None required.

Holding Times – All samples were extracted within 14 days from sample collection and analyzed within the 40 days following sample extraction.

Qualification: None required.

Initial Calibration – Initial calibration curve analyzed on 11/12/2019 (ECD12) exhibited acceptable %RSD on both columns.

Qualification: None required.

Continuing Calibration Verification (CCV) – All CCVs analyzed on 11/28/2019 exhibited acceptable %Ds for all compounds on reporting column.

Qualification: None required.

Surrogates – All surrogates %RECs values for all soil samples were within the laboratory control limits.

Qualification: None required.

Method Blank (MB), Storage Blank (SB), Trip Blank (TB), Field Blank (FB), Rinsate Blank (RB) and Equipment Blank (EB) – Method Blank (CE67556 BL) associated with the soil samples extracted on 11/26/2019 and analyzed on 11/28/2019 was free of contamination.

Qualification: None required.

Laboratory Control Sample (LCS)/ Laboratory Control Sample Duplicate (LCSD) – Laboratory Control Sample associated with ID: CE67556 LCS was analyzed on 11/28/2019. All %RECs/RPDs were within the laboratory control limits.

Qualification: None required.

Field Duplicate – A field duplicate pair was not submitted in this SDG.

Qualification: None required.

Matrix Spike (MS)/ Matrix Spike Duplicate (MSD) – Matrix Spike (MS)/ Matrix Spike Duplicate (MSD) were performed on sample COMP-2 (CE67556). %RECs/RPDs were within the laboratory control limits.

Qualification: None required.

Compound Quantitation, Compound Identification and Reported Detection Limits – All sample results were reported within the linear calibration range.

Qualification: None required.

– %Solids for all soil samples in this SDG were >50%.

Qualification: None required.

–Sample confirmation %D for all samples was <40% (Grab-2 sample results were non-detect for herbicides).

Qualification: None required.

Manual Calculation

CE67556 LCS

2,4,5-T

On Column concentration (B) = 92.6461ng
Sample Weight= 30g
DF = 10
Vi= 5ml

$$\text{Concentration } (\mu g/L) = \frac{92.6461\text{ng} \times 10\text{ml} \times 5}{30\text{g}} = 154.41\mu g/Kg$$

Compound	Laboratory (µg/kg)	Validation (µg/kg)	%D
2,4,5-T	154	154	0.0

Data Review Summary – The herbicide results reported in this SDG are acceptable as reported and may be used for their intended purpose.
– Herbicides data package meet requirement for New York State Department of Environmental Conservation (NYSDEC) Analytical Services Protocol (ASP) Category B Deliverables.
– Validation qualifiers (if required) were entered into the EDD and a summary of the data are listed in the Data Summary Table for SDG: GCE67556 at the end of the data validation report.

DATA USABILITY SUMMARY REPORT (DUSR)
POLYCHLORINATED BIPHENYLIS (PCBs)
USEPA Region II –Data Validation

Site: Angelic Textile Services	SDG #: GCE67556
Laboratory: Phoenix Environmental Laboratories, Inc.	Date: 12/11/19
KGS Reviewer: Sherri Pullar	Project: 3020

Client Sample ID	Lab Sample ID	Collection Date	Analysis	Matrix
COMP-2	CE67556	11/22/2019	PCB	Soil

Summary - Data validation was performed on the data for one (1) soil sample that was collected from Angelic Textile Services, 125 Bath St., Ballston Spa, NY on 11/22/2019 and submitted for PCBs by SW-846 Method 8082 in accordance with NYSDEC, Analytical Services Protocol (ASP) Format.

Narrative and Completeness Review – The case narrative and data package were checked for completeness. No discrepancies were noted.

Sample Delivery and Condition – All samples arrived at the laboratory on 11/25/2019 in acceptable condition and temperature and were properly preserved. Proper custody was documented.

Qualification: None required.

Holding Times – All samples were extracted within 14 days from sample collection and analyzed within the 40 days following sample extraction.

Qualification: None required.

Initial Calibration – Initial calibration curve analyzed on 11/26/2019 (ECD6) exhibited acceptable %RSD on both columns.

Qualification: None required.

Continuing Calibration Verification (CCV) – All CCVs analyzed on 11/27/2019 exhibited acceptable %Ds for all compounds.

Qualification: None required.

Surrogates – All surrogates %RECs values for all soil samples were within the laboratory control limits.

Qualification: None required.

Method Blank (MB), Storage Blank (SB), Trip Blank (TB), Field Blank (FB), Rinsate Blank (RB) and Equipment Blank (EB) – Method Blank (CE67556 BL) associated with the soil samples extracted on 11/26/2019 and analyzed on 11/27/2019 was free of contamination.

Qualification: None required.

Laboratory Control Sample (LCS)/ Laboratory Control Sample Duplicate (LCSD) – Laboratory Control Sample associated with ID: CE67556 were analyzed on 11/27/2019. All %RECs were within the laboratory control limits.

Qualification: None required.

Field Duplicate –A field duplicate pair was not submitted in this SDG.

Qualification: None required.

Matrix Spike (MS)/ Matrix Spike Duplicate (MSD) – Matrix Spike (MS)/ Matrix Spike Duplicate (MSD) were performed on sample COMP-2 (CE67556). All %REC/RPDs were within the laboratory control limits.

Qualification: None required.

Compound Quantitation, Compound Identification and Reported Detection Limits – All sample results were reported within the linear calibration range.

Qualification: None required.

– %Solids for soil samples in this SDG were >50%.

Qualification: None required.

Manual Calculation

CE67556 LCS

Aroclor-1016

On Column concentration (B)= 430.664ng
Sample weight= 15.0g
DF= 10
Vi= 5ml

$$\text{Concentration } (\mu g/kg)\ (dry) = \frac{430.664ng \times 10ml \times 5}{15.0g} = 1435.55\mu g/kg$$

Compound	Laboratory (µg/kg)	Validation (µg/kg)	%D
Aroclor-1016	1440	1440	0.0

Data Review Summary – The PCBs results reported in this SDG are acceptable as reported and may be used for their intended purpose.
– PCBs data package meet requirement for New York State Department of Environmental Conservation (NYSDEC) Analytical Services Protocol (ASP) Category B Deliverables.
– Validation qualifiers (if required) were entered into the EDD and a summary of the data are listed in the Data Summary Table for SDG: GCE67556 at the end of the data validation report.

DATA USABILITY SUMMARY REPORT (DUSR)
PESTICIDES
USEPA Region II –Data Validation

Site: Angelic Textile Services	SDG #: GCE67556
Laboratory: Phoenix Environmental Laboratories, Inc.	Date: 12/11/19
KGS Reviewer: Sherri Pullar	Project: 3020

Client Sample ID	Lab Sample ID	Collection Date	Analysis	Matrix
COMP-2	CE67556	11/22/2019	Pesticides	Soil

Summary - Data validation was performed on the data for one (1) soil sample that was collected from Angelic Textile Services, 125 Bath St., Ballston Spa, NY on 11/22/2019 and submitted for Pesticides by SW-846 Method 8081 in accordance with NYSDEC, Analytical Services Protocol (ASP) Format.

Narrative and Completeness Review – The case narrative and data package were checked for completeness. No discrepancies were noted.

Sample Delivery and Condition – All samples arrived at the laboratory on 11/25/2019 in acceptable condition and temperature and were properly preserved. Proper custody was documented.

Qualification: None required.

Holding Times – All samples were extracted within 14 days from sample collection and analyzed within the 40 days following sample extraction.

Qualification: None required.

GC/ECD Instrument Performance Check – 4,4'-DDT and Endrin breakdown exhibited acceptable results.

Qualification: None required.

Initial Calibration – Initial calibration curve analyzed on 11/19/2019 (ECD4) exhibited acceptable %RSD on both columns.

Qualification: None required.

Continuing Calibration Verification (CCV) – All CCVs analyzed on 11/27/2019 exhibited acceptable %Ds for all compounds on reporting column.

Qualification: None required.

Surrogates – All surrogates %RECs values for all soil samples were within the laboratory control limits.

Qualification: None required.

Method Blank (MB), Storage Blank (SB), Trip Blank (TB), Field Blank (FB), Rinsate Blank (RB) and Equipment Blank (EB) – Method Blank (CE67556 BL) associated with the soil samples extracted on 11/26/2019 and analyzed on 11/27/2019 was free of contamination.

Qualification: None required.

Laboratory Control Sample (LCS)/ Laboratory Control Sample Duplicate (LCSD) – Laboratory Control Sample associated with ID: CE67556 LCS was analyzed on 11/27/2019. All %RECs/RPDs were within the laboratory control limits.

Qualification: None required.

Field Duplicate – A field duplicate pair was not submitted in this SDG.

Qualification: None required.

Matrix Spike (MS)/ Matrix Spike Duplicate (MSD) – Matrix Spike (MS)/ Matrix Spike Duplicate (MSD) were performed on sample COMP-2 (CE67556). %RECs/RPDs were within the laboratory control limits.

Qualification: None required.

Compound Quantitation, Compound Identification and Reported Detection Limits – All sample results were reported within the linear calibration range.

Qualification: None required.

– %Solids for all soil samples in this SDG were >50%.

Qualification: None required.

–Sample confirmation %D for all samples was <40% (results for Grab-2 were non-detect for pesticides).

Qualification: None required.

Manual Calculation

CE67556 LCS

Alpha-BHC

On Column concentration (A) = 34.7918ng
Sample Weight= 15.0g
DF = 2
Vi= 5ml

$$\text{Concentration } (\mu g/L) = \frac{34.7918ng \times 5ml \times 2}{15.00g} = 23.2\mu g/L$$

Compound	Laboratory (µg/kg)	Validation (µg/kg)	%D
Alpha-Chlordane	23.2	23.2	0.0

Data Review Summary – The pesticide results reported in this SDG are acceptable as reported and may be used for their intended purpose.
– Pesticides data package meet requirement for New York State Department of Environmental Conservation (NYSDEC) Analytical Services Protocol (ASP) Category B Deliverables.
– Validation qualifiers (if required) were entered into the EDD and a summary of the data are listed in the Data Summary Table for SDG: GCE67556 at the end of the data validation report.

DATA USABILITY SUMMARY REPORT (DUSR)
TRACE METALS
USEPA Region II –Data Validation

Site: Angelic Textile Services	SDG #: GCE67556
Laboratory: Phoenix Environmental Laboratories, Inc.	Date: 12/11/19
KGS Reviewer: Sherri Pullar	Project: 3020

Client Sample ID	Lab Sample ID	Collection Date	Analysis	Matrix
COMP-2	CE67556	11/22/2019	Metals	Soil

Summary - Data validation was performed on the data for one (1) soil sample that was collected from Angelic Textile Services, 125 Bath St., Ballston Spa, NY on 11/22/2019 and submitted for the following analyses:

1.1 Trace Metals-ICP-AES by SW-846 Method 6010C.
1.2 Mercury by SW-846 Method 7471A.

Narrative and Completeness Review – The case narrative and data package were checked for completeness. No discrepancies were noted.

Sample Delivery and Condition – All samples arrived at the laboratory on 11/25/2019 in acceptable condition and temperature and were properly preserved. Proper custody was documented.

Qualification: None required.

Holding Times – All soil samples were analyzed within the 6 months holding times for Trace Metals analysis by ICP-AES.

Qualification: None required.

– All soil samples were digested and analyzed within the 28 days holding times for Mercury analysis.

Qualification: None required.

Initial and Continuing Calibration Verification (ICV and CCV) – ICP-AES – All %RECs in the ICV and CCVs were within QC limits.

Qualification: None required.

Mercury – All correlation coefficient for Mercury calibration curve analyzed were ≤0.995.

Qualification: None required.

– All ICVs and CCVs %REC values were within the QC limits.

Qualification: None required.

CRQL Check Standard (CRI) –CRI analyzed %RECs were within the control limits with the exception of lead (136.4%).

Qualification: Result for lead was qualified as estimated bias high (J+) in sample COMP-2.

ICP-AES Interference Check Sample – All %REC values were within the QC limits for ICSA and ICSAB.

Qualification: None required.

Blanks (Method Blank, ICB and CCB) – ICP-AES Method Blank-Soil (CE67556 BLK) digested on 11/25/2019 was free of contamination.

Qualification: None required.

– ICB and CCBs associated with the field samples were free of contamination.

Qualification: None required.

– Mercury – All ICB and CCBs were free of contamination.

Qualification: None required.

– Method Blank (CE67556 BLK) digested on 11/26/2019 was free of contamination.

Qualification: None required.

Field Blank (FB) and Equipment Blank (EB) – Field Blanks were not submitted with this SDG.

Qualification: None required.

Laboratory Control Sample (LCS)/ Laboratory Control Sample Duplicate (LCSD) – ICP-AES and Mercury – Laboratory Control Sample %RECs were within the laboratory control limits.

Qualification: None required.

Field Duplicate – A field duplicate pair was not submitted in this SDG.

Qualification: None required.

Matrix Spike (MS)/ Matrix Spike Duplicate (MSD) –Mercury and ICP-AES – Matrix Spike (MS) was performed on sample COMP-2 (GCE67556). %RECs were within the laboratory control limits with the exception of potassium (240%).

Qualification: Results for potassium was qualified as estimated bias high (J+) in sample COMP-1.

Sample Duplicate – ICP-AES and Mercury –Mercury – Laboratory Duplicate was performed on

sample COMP-2 (GCE67556). RPDs were within the laboratory control limits.

Qualification: None required.

ICP-AES Serial Dilution – ICP serial dilution was performed on sample COMP-2 (GCE67556). For all results for which the concentration in the original sample is ≥ 50x the Method Detection Limits (MDL), the serial dilution analysis (a five-fold dilution) was within the acceptable limit (%D ±10%).

Qualification: None required.

Verification of Instrumental Parameters – The following Forms were present in the data package:

– Method Detection Limits, Form- X.
– ICP-AES Interelement Correction Factors, Form -XIA and Form-XIB.
– ICP-AES Linear Ranges, Form XII.

Compound Quantitation and Reported Detection Limits – All sample results were reported within the linear calibration range.

Qualification: None required.

– %Solids for all soil samples in this SDG were >50%.

Qualification: None required.

Manual calculation

Sample: COMP-2 (CE67556)

Aluminum

$$\text{Concentration (mg/Kg) (dry wt.)} = \frac{C \times V \times DF \times 1L \times 1000g \times 1mg}{W \times S \times 1000ml \times 1\ kg \times 1000ug}$$

V= 50ml
W= 0.81g
%Solids =89
DF=10.0

$$\text{Concentration (mg/Kg) (dry wt.)} = \frac{10030.60ug/L \times 50 \times 10.0 \times 1L \times 1000g \times 1mg}{0.81 \times 0.89 \times 1000ml \times 1\ kg \times 1000ug} = 6957.0mg/kg$$

Compound	Laboratory (mg/kg)	Validation (mg/kg)	%D
Aluminum	6960	6960	0.0

Data Review Summary – The trace metal results reported in this SDG are acceptable as reported and may be used for their intended purpose.
– Trace Metals data package requirement for New York State Department of Environmental Conservation (NYSDEC) Analytical Services Protocol (ASP) Category B Deliverables.
– Validation qualifiers (if required) were entered into the EDD and a summary of the data are listed in the Data Summary Table for SDG: GCE67556 at the end of the data validation report.

ANGELIC TEXTILE SERVICES
BALLSTON SPA, NY
DATA SUMMARY TABLE
SOIL
SDG: GCE67556

Sample Name	Lab ID	Analytical Method	Collection Date	Dilution Factor	Analyte	Result	Unit	Qualifier	MDL	RL
COMP-2_20191122	CE67556	SW6010	11/22/2019	10	Aluminum	6960	mg/Kg		6.9	35
COMP-2_20191122	CE67556	SW6010	11/22/2019	10	Iron	14100	mg/Kg		35	35
COMP-2_20191122	CE67556	SW6010	11/22/2019	10	Manganese	295	mg/Kg		3.5	3.5
COMP-2_20191122	CE67556	SW6010	11/22/2019	1	Lead	4.4	mg/Kg	J+	0.35	0.7
COMP-2_20191122	CE67556	SW6010	11/22/2019	1	Magnesium	2180	mg/Kg		3.5	3.5
COMP-2_20191122	CE67556	SW6010	11/22/2019	1	Nickel	10.4	mg/Kg		0.35	0.35
COMP-2_20191122	CE67556	SW6010	11/22/2019	1	Potassium	797	mg/Kg	J+	2.7	7
COMP-2_20191122	CE67556	SW6010	11/22/2019	1	Silver		mg/Kg	U	0.35	0.35
COMP-2_20191122	CE67556	SW6010	11/22/2019	1	Sodium	35	mg/Kg		3.0	7
COMP-2_20191122	CE67556	SW6010	11/22/2019	1	Thallium		mg/Kg	U	1.4	1.4
COMP-2_20191122	CE67556	SW6010	11/22/2019	1	Antimony		mg/Kg	U	3.5	3.5
COMP-2_20191122	CE67556	SW6010	11/22/2019	1	Arsenic	2.57	mg/Kg		0.69	0.69
COMP-2_20191122	CE67556	SW6010	11/22/2019	1	Barium	32.3	mg/Kg		0.35	0.7
COMP-2_20191122	CE67556	SW6010	11/22/2019	1	Beryllium	0.37	mg/Kg		0.14	0.28
COMP-2_20191122	CE67556	SW6010	11/22/2019	1	Cadmium	0.53	mg/Kg		0.35	0.35
COMP-2_20191122	CE67556	SW6010	11/22/2019	1	Chromium	8.18	mg/Kg		0.35	0.35
COMP-2_20191122	CE67556	SW6010	11/22/2019	1	Cobalt	5.24	mg/Kg		0.35	0.35
COMP-2_20191122	CE67556	SW6010	11/22/2019	1	Copper	12.0	mg/Kg		0.35	0.7
COMP-2_20191122	CE67556	SW6010	11/22/2019	1	Vanadium	14.9	mg/Kg		0.35	0.35
COMP-2_20191122	CE67556	SW6010	11/22/2019	1	Zinc	30.4	mg/Kg		0.35	0.7
COMP-2_20191122	CE67556	SW6010	11/22/2019	1	Calcium	1200	mg/Kg		3.2	3.5
COMP-2_20191122	CE67556	SW6010	11/22/2019	1	Selenium		mg/Kg	U	1.2	1.4
COMP-2_20191122	CE67556	SW7471	11/22/2019	2	Mercury		mg/Kg	U	0.02	0.03
COMP-2_20191122	CE67556	SW8081	11/22/2019	2	Heptachlor epoxide		ug/Kg	U	7.4	7.4
COMP-2_20191122	CE67556	SW8081	11/22/2019	2	Endosulfan sulfate		ug/Kg	U	7.4	7.4
COMP-2_20191122	CE67556	SW8081	11/22/2019	2	Aldrin		ug/Kg	U	3.7	3.7
COMP-2_20191122	CE67556	SW8081	11/22/2019	2	a-BHC		ug/Kg	U	7.4	7.4
COMP-2_20191122	CE67556	SW8081	11/22/2019	2	b-BHC		ug/Kg	U	7.4	7.4
COMP-2_20191122	CE67556	SW8081	11/22/2019	2	d-BHC		ug/Kg	U	7.4	7.4
COMP-2_20191122	CE67556	SW8081	11/22/2019	2	Endosulfan II		ug/Kg	U	7.4	7.4
COMP-2_20191122	CE67556	SW8081	11/22/2019	2	4,4' -DDT		ug/Kg	U	2.2	2.2
COMP-2_20191122	CE67556	SW8081	11/22/2019	2	a-Chlordane		ug/Kg	U	3.7	3.7
COMP-2_20191122	CE67556	SW8081	11/22/2019	2	g-Chlordane		ug/Kg	U	3.7	3.7
COMP-2_20191122	CE67556	SW8081	11/22/2019	2	Endrin ketone		ug/Kg	U	7.4	7.4
COMP-2_20191122	CE67556	SW8081	11/22/2019	2	Chlordane		ug/Kg	U	37	37
COMP-2_20191122	CE67556	SW8081	11/22/2019	2	g-BHC		ug/Kg	U	1.5	1.5
COMP-2_20191122	CE67556	SW8081	11/22/2019	2	Dieldrin		ug/Kg	U	3.7	3.7

ANGELIC TEXTILE SERVICES
BALLSTON SPA, NY
DATA SUMMARY TABLE
SOIL
SDG: GCE67556

Sample Name	Lab ID	Analytical Method	Collection Date	Dilution Factor	Analyte	Result	Unit	Qualifier	MDL	RL
COMP-2_20191122	CE67556	SW8081	11/22/2019	2	Endrin		ug/Kg	U	7.4	7.4
COMP-2_20191122	CE67556	SW8081	11/22/2019	2	Methoxychlor		ug/Kg	U	37	37
COMP-2_20191122	CE67556	SW8081	11/22/2019	2	4,4' -DDD		ug/Kg	U	2.2	2.2
COMP-2_20191122	CE67556	SW8081	11/22/2019	2	4,4' -DDE		ug/Kg	U	2.2	2.2
COMP-2_20191122	CE67556	SW8081	11/22/2019	2	Endrin aldehyde		ug/Kg	U	7.4	7.4
COMP-2_20191122	CE67556	SW8081	11/22/2019	2	Heptachlor		ug/Kg	U	7.4	7.4
COMP-2_20191122	CE67556	SW8081	11/22/2019	2	Toxaphene		ug/Kg	U	150	150
COMP-2_20191122	CE67556	SW8081	11/22/2019	2	Endosulfan I		ug/Kg	U	7.4	7.4
COMP-2_20191122	CE67556	SW8082	11/22/2019	2	PCB-1260		ug/Kg	U	74	74
COMP-2_20191122	CE67556	SW8082	11/22/2019	2	PCB-1254		ug/Kg	U	74	74
COMP-2_20191122	CE67556	SW8082	11/22/2019	2	PCB-1268		ug/Kg	U	74	74
COMP-2_20191122	CE67556	SW8082	11/22/2019	2	PCB-1221		ug/Kg	U	74	74
COMP-2_20191122	CE67556	SW8082	11/22/2019	2	PCB-1232		ug/Kg	U	74	74
COMP-2_20191122	CE67556	SW8082	11/22/2019	2	PCB-1248		ug/Kg	U	74	74
COMP-2_20191122	CE67556	SW8082	11/22/2019	2	PCB-1016		ug/Kg	U	74	74
COMP-2_20191122	CE67556	SW8082	11/22/2019	2	PCB-1262		ug/Kg	U	74	74
COMP-2_20191122	CE67556	SW8082	11/22/2019	2	PCB-1242		ug/Kg	U	74	74
COMP-2_20191122	CE67556	SW8151A	11/22/2019	10	Dichloroprop		ug/Kg	U	190	190
COMP-2_20191122	CE67556	SW8151A	11/22/2019	10	Dicamba		ug/Kg	U	93	93
COMP-2_20191122	CE67556	SW8151A	11/22/2019	10	Dalapon		ug/Kg	U	93	93
COMP-2_20191122	CE67556	SW8151A	11/22/2019	10	Dinoseb		ug/Kg	U	190	190
COMP-2_20191122	CE67556	SW8151A	11/22/2019	10	2,4,5-TP (Silvex)		ug/Kg	U	93	93
COMP-2_20191122	CE67556	SW8151A	11/22/2019	10	2,4,5-T		ug/Kg	U	93	93
COMP-2_20191122	CE67556	SW8151A	11/22/2019	10	2,4-D		ug/Kg	U	190	190
COMP-2_20191122	CE67556	SW8151A	11/22/2019	10	2,4-DB		ug/Kg	U	1900	1900
COMP-2_20191122	CE67556	SW8270	11/22/2019	1	4-Nitroaniline		ug/Kg	U	120	370
COMP-2_20191122	CE67556	SW8270	11/22/2019	1	4-Nitrophenol		ug/Kg	U	170	370
COMP-2_20191122	CE67556	SW8270	11/22/2019	1	4-Bromophenyl phenyl ether		ug/Kg	U	110	260
COMP-2_20191122	CE67556	SW8270	11/22/2019	1	2,4-Dimethylphenol		ug/Kg	U	92	260
COMP-2_20191122	CE67556	SW8270	11/22/2019	1	1,4-Dichlorobenzene		ug/Kg	U	110	260
COMP-2_20191122	CE67556	SW8270	11/22/2019	1	4-Chloroaniline		ug/Kg	U	170	300
COMP-2_20191122	CE67556	SW8270	11/22/2019	1	Phenol		ug/Kg	UJ	120	260
COMP-2_20191122	CE67556	SW8270	11/22/2019	1	Pyridine		ug/Kg	U	91	260
COMP-2_20191122	CE67556	SW8270	11/22/2019	1	Bis(2-chloroethyl)ether		ug/Kg	U	100	190
COMP-2_20191122	CE67556	SW8270	11/22/2019	1	Bis(2-chloroethoxy)methane		ug/Kg	U	100	260
COMP-2_20191122	CE67556	SW8270	11/22/2019	1	Bis(2-ethylhexyl)phthalate		ug/Kg	U	110	260
COMP-2_20191122	CE67556	SW8270	11/22/2019	1	Di-n-octylphthalate		ug/Kg	U	96	260

ANGELIC TEXTILE SERVICES
BALLSTON SPA, NY
DATA SUMMARY TABLE
SOIL
SDG: GCE67556

Sample Name	Lab ID	Analytical Method	Collection Date	Dilution Factor	Analyte	Result	Unit	Qualifier	MDL	RL
COMP-2_20191122	CE67556	SW8270	11/22/2019	1	Hexachlorobenzene		ug/Kg	U	110	190
COMP-2_20191122	CE67556	SW8270	11/22/2019	1	Anthracene		ug/Kg	U	120	260
COMP-2_20191122	CE67556	SW8270	11/22/2019	1	1,2,4-Trichlorobenzene		ug/Kg	U	110	260
COMP-2_20191122	CE67556	SW8270	11/22/2019	1	2,4-Dichlorophenol		ug/Kg	U	130	190
COMP-2_20191122	CE67556	SW8270	11/22/2019	1	2,4-Dinitrotoluene		ug/Kg	U	150	190
COMP-2_20191122	CE67556	SW8270	11/22/2019	1	1,2-Diphenylhydrazine		ug/Kg	U	120	260
COMP-2_20191122	CE67556	SW8270	11/22/2019	1	Pyrene		ug/Kg	U	130	260
COMP-2_20191122	CE67556	SW8270	11/22/2019	1	Dimethylphthalate		ug/Kg	U	110	260
COMP-2_20191122	CE67556	SW8270	11/22/2019	1	Dibenzofuran		ug/Kg	U	110	260
COMP-2_20191122	CE67556	SW8270	11/22/2019	1	Benzo(ghi)perylene		ug/Kg	U	120	260
COMP-2_20191122	CE67556	SW8270	11/22/2019	1	Indeno(1,2,3-cd)pyrene		ug/Kg	U	120	260
COMP-2_20191122	CE67556	SW8270	11/22/2019	1	Benzo(b)fluoranthene		ug/Kg	U	130	260
COMP-2_20191122	CE67556	SW8270	11/22/2019	1	Fluoranthene		ug/Kg	U	120	260
COMP-2_20191122	CE67556	SW8270	11/22/2019	1	Benzo(k)fluoranthene		ug/Kg	U	120	260
COMP-2_20191122	CE67556	SW8270	11/22/2019	1	Acenaphthylene		ug/Kg	U	100	260
COMP-2_20191122	CE67556	SW8270	11/22/2019	1	Chrysene		ug/Kg	U	120	260
COMP-2_20191122	CE67556	SW8270	11/22/2019	1	Bis(2-chloroisopropyl)ether		ug/Kg	U	100	260
COMP-2_20191122	CE67556	SW8270	11/22/2019	1	Benzo(a)pyrene		ug/Kg	U	120	190
COMP-2_20191122	CE67556	SW8270	11/22/2019	1	2,4-Dinitrophenol		ug/Kg	U	260	260
COMP-2_20191122	CE67556	SW8270	11/22/2019	1	4,6-Dinitro-2-methylphenol		ug/Kg	U	74	220
COMP-2_20191122	CE67556	SW8270	11/22/2019	1	Dibenz(a,h)anthracene		ug/Kg	U	120	190
COMP-2_20191122	CE67556	SW8270	11/22/2019	1	1,3-Dichlorobenzene		ug/Kg	U	110	260
COMP-2_20191122	CE67556	SW8270	11/22/2019	1	Benz(a)anthracene		ug/Kg	U	120	260
COMP-2_20191122	CE67556	SW8270	11/22/2019	1	4-Chloro-3-methylphenol		ug/Kg	U	130	260
COMP-2_20191122	CE67556	SW8270	11/22/2019	1	2,6-Dinitrotoluene		ug/Kg	U	120	190
COMP-2_20191122	CE67556	SW8270	11/22/2019	1	N-Nitrosodi-n-propylamine		ug/Kg	U	120	190
COMP-2_20191122	CE67556	SW8270	11/22/2019	1	Aniline		ug/Kg	U	300	300
COMP-2_20191122	CE67556	SW8270	11/22/2019	1	N-Nitrosodimethylamine		ug/Kg	U	100	260
COMP-2_20191122	CE67556	SW8270	11/22/2019	1	Benzoic acid		ug/Kg	UJ	740	1900
COMP-2_20191122	CE67556	SW8270	11/22/2019	1	Hexachloroethane		ug/Kg	U	110	190
COMP-2_20191122	CE67556	SW8270	11/22/2019	1	4-Chlorophenyl phenyl ether		ug/Kg	U	120	260
COMP-2_20191122	CE67556	SW8270	11/22/2019	1	Hexachlorocyclopentadiene		ug/Kg	UJ	110	260
COMP-2_20191122	CE67556	SW8270	11/22/2019	1	Isophorone		ug/Kg	U	100	190
COMP-2_20191122	CE67556	SW8270	11/22/2019	1	Pentachloronitrobenzene		ug/Kg	U	140	260
COMP-2_20191122	CE67556	SW8270	11/22/2019	1	Acenaphthene		ug/Kg	U	110	260
COMP-2_20191122	CE67556	SW8270	11/22/2019	1	Diethyl phthalate		ug/Kg	U	120	260
COMP-2_20191122	CE67556	SW8270	11/22/2019	1	Di-n-butylphthalate		ug/Kg	U	99	260

ANGELIC TEXTILE SERVICES
BALLSTON SPA, NY
DATA SUMMARY TABLE
SOIL
SDG: GCE67556

Sample Name	Lab ID	Analytical Method	Collection Date	Dilution Factor	Analyte	Result	Unit	Qualifier	MDL	RL
COMP-2_20191122	CE67556	SW8270	11/22/2019	1	Phenanthrene		ug/Kg	U	110	260
COMP-2_20191122	CE67556	SW8270	11/22/2019	1	Benzyl butyl phthalate		ug/Kg	U	96	260
COMP-2_20191122	CE67556	SW8270	11/22/2019	1	N-Nitrosodiphenylamine		ug/Kg	U	140	260
COMP-2_20191122	CE67556	SW8270	11/22/2019	1	Fluorene		ug/Kg	U	120	260
COMP-2_20191122	CE67556	SW8270	11/22/2019	1	Carbazole		ug/Kg	U	150	190
COMP-2_20191122	CE67556	SW8270	11/22/2019	1	Hexachlorobutadiene		ug/Kg	U	130	260
COMP-2_20191122	CE67556	SW8270	11/22/2019	1	Pentachlorophenol		ug/Kg	U	140	220
COMP-2_20191122	CE67556	SW8270	11/22/2019	1	2,4,6-Trichlorophenol		ug/Kg	U	120	190
COMP-2_20191122	CE67556	SW8270	11/22/2019	1	2-Nitroaniline		ug/Kg	U	260	260
COMP-2_20191122	CE67556	SW8270	11/22/2019	1	2-Nitrophenol		ug/Kg	U	240	260
COMP-2_20191122	CE67556	SW8270	11/22/2019	1	Naphthalene		ug/Kg	U	110	260
COMP-2_20191122	CE67556	SW8270	11/22/2019	1	2-Methylnaphthalene		ug/Kg	U	110	260
COMP-2_20191122	CE67556	SW8270	11/22/2019	1	2-Chloronaphthalene		ug/Kg	U	110	260
COMP-2_20191122	CE67556	SW8270	11/22/2019	1	3,3'-Dichlorobenzidine		ug/Kg	U	180	190
COMP-2_20191122	CE67556	SW8270	11/22/2019	1	Benzidine		ug/Kg	UJ	220	370
COMP-2_20191122	CE67556	SW8270	11/22/2019	1	2-Methylphenol (o-cresol)		ug/Kg	U	170	260
COMP-2_20191122	CE67556	SW8270	11/22/2019	1	1,2-Dichlorobenzene		ug/Kg	U	100	260
COMP-2_20191122	CE67556	SW8270	11/22/2019	1	2-Chlorophenol		ug/Kg	U	110	260
COMP-2_20191122	CE67556	SW8270	11/22/2019	1	1,2,4,5-Tetrachlorobenzene		ug/Kg	U	130	260
COMP-2_20191122	CE67556	SW8270	11/22/2019	1	2,4,5-Trichlorophenol		ug/Kg	U	200	260
COMP-2_20191122	CE67556	SW8270	11/22/2019	1	Acetophenone		ug/Kg	U	120	260
COMP-2_20191122	CE67556	SW8270	11/22/2019	1	Nitrobenzene		ug/Kg	U	130	190
COMP-2_20191122	CE67556	SW8270	11/22/2019	1	3-Nitroaniline		ug/Kg	U	740	370
COMP-2_20191122	CE67556	SW8270	11/22/2019	1	3&4-Methylphenol (m&p-cresol)		ug/Kg	U	150	260
GRAB-2_20191122	CE67557	SW8260	11/22/2019	1	1,1,1,2-Tetrachloroethane		ug/Kg	U	0.99	4.9
GRAB-2_20191122	CE67557	SW8260	11/22/2019	1	1,1,1-Trichloroethane		ug/Kg	U	0.49	4.9
GRAB-2_20191122	CE67557	SW8260	11/22/2019	1	1,1,2,2-Tetrachloroethane		ug/Kg	U	0.99	4.9
GRAB-2_20191122	CE67557	SW8260	11/22/2019	1	1,1,2-Trichloroethane		ug/Kg	U	0.99	4.9
GRAB-2_20191122	CE67557	SW8260	11/22/2019	1	1,1-Dichloroethane		ug/Kg	U	0.99	4.9
GRAB-2_20191122	CE67557	SW8260	11/22/2019	1	1,1-Dichloroethene		ug/Kg	U	0.49	4.9
GRAB-2_20191122	CE67557	SW8260	11/22/2019	1	1,1-Dichloropropene		ug/Kg	U	0.49	4.9
GRAB-2_20191122	CE67557	SW8260	11/22/2019	1	1,2,3-Trichlorobenzene		ug/Kg	U	0.99	4.9
GRAB-2_20191122	CE67557	SW8260	11/22/2019	1	1,2,3-Trichloropropane		ug/Kg	U	0.49	4.9
GRAB-2_20191122	CE67557	SW8260	11/22/2019	1	1,2,4-Trichlorobenzene		ug/Kg	UJ	0.99	4.9
GRAB-2_20191122	CE67557	SW8260	11/22/2019	1	1,2,4-Trimethylbenzene		ug/Kg	U	0.49	4.9
GRAB-2_20191122	CE67557	SW8260	11/22/2019	1	1,2-Dibromo-3-chloropropane		ug/Kg	U	0.99	4.9
GRAB-2_20191122	CE67557	SW8260	11/22/2019	1	1,2-Dibromoethane		ug/Kg	U	0.49	4.9

ANGELIC TEXTILE SERVICES
BALLSTON SPA, NY
DATA SUMMARY TABLE
SOIL
SDG: GCE67556

Sample Name	Lab ID	Analytical Method	Collection Date	Dilution Factor	Analyte	Result	Unit	Qualifier	MDL	RL
GRAB-2_20191122	CE67557	SW8260	11/22/2019	1	1,2-Dichlorobenzene		ug/Kg	U	0.49	4.9
GRAB-2_20191122	CE67557	SW8260	11/22/2019	1	1,2-Dichloroethane		ug/Kg	U	0.49	4.9
GRAB-2_20191122	CE67557	SW8260	11/22/2019	1	1,2-Dichloropropane		ug/Kg	U	0.99	4.9
GRAB-2_20191122	CE67557	SW8260	11/22/2019	1	1,3,5-Trimethylbenzene		ug/Kg	U	0.49	4.9
GRAB-2_20191122	CE67557	SW8260	11/22/2019	1	1,3-Dichlorobenzene		ug/Kg	UJ	0.49	4.9
GRAB-2_20191122	CE67557	SW8260	11/22/2019	1	1,3-Dichloropropane		ug/Kg	U	0.99	4.9
GRAB-2_20191122	CE67557	SW8260	11/22/2019	1	1,4-Dichlorobenzene		ug/Kg	UJ	0.49	4.9
GRAB-2_20191122	CE67557	SW8260	11/22/2019	1	2,2-Dichloropropane		ug/Kg	U	0.49	4.9
GRAB-2_20191122	CE67557	SW8260	11/22/2019	1	2-Chlorotoluene		ug/Kg	U	0.99	4.9
GRAB-2_20191122	CE67557	SW8260	11/22/2019	1	2-Hexanone		ug/Kg	U	4.9	25
GRAB-2_20191122	CE67557	SW8260	11/22/2019	1	2-Isopropyltoluene		ug/Kg	U	0.49	4.9
GRAB-2_20191122	CE67557	SW8260	11/22/2019	1	4-Chlorotoluene		ug/Kg	U	0.49	4.9
GRAB-2_20191122	CE67557	SW8260	11/22/2019	1	4-Methyl-2-pentanone		ug/Kg	U	4.9	25
GRAB-2_20191122	CE67557	SW8260	11/22/2019	1	Acetone	26	ug/Kg	J	4.9	25
GRAB-2_20191122	CE67557	SW8260	11/22/2019	1	Acrylonitrile		ug/Kg	U	0.99	9.9
GRAB-2_20191122	CE67557	SW8260	11/22/2019	1	Benzene		ug/Kg	U	0.49	4.9
GRAB-2_20191122	CE67557	SW8260	11/22/2019	1	Bromobenzene		ug/Kg	U	0.49	4.9
GRAB-2_20191122	CE67557	SW8260	11/22/2019	1	Bromochloromethane		ug/Kg	U	0.49	4.9
GRAB-2_20191122	CE67557	SW8260	11/22/2019	1	Bromodichloromethane		ug/Kg	U	0.99	4.9
GRAB-2_20191122	CE67557	SW8260	11/22/2019	1	Bromoform		ug/Kg	UJ	0.99	4.9
GRAB-2_20191122	CE67557	SW8260	11/22/2019	1	Bromomethane		ug/Kg	U	2.0	4.9
GRAB-2_20191122	CE67557	SW8260	11/22/2019	1	Carbon Disulfide		ug/Kg	U	0.99	4.9
GRAB-2_20191122	CE67557	SW8260	11/22/2019	1	Carbon tetrachloride		ug/Kg	U	0.99	4.9
GRAB-2_20191122	CE67557	SW8260	11/22/2019	1	Chlorobenzene		ug/Kg	U	0.49	4.9
GRAB-2_20191122	CE67557	SW8260	11/22/2019	1	Chloroethane		ug/Kg	UJ	0.49	4.9
GRAB-2_20191122	CE67557	SW8260	11/22/2019	1	Chloroform		ug/Kg	U	0.49	4.9
GRAB-2_20191122	CE67557	SW8260	11/22/2019	1	Chloromethane		ug/Kg	U	0.99	4.9
GRAB-2_20191122	CE67557	SW8260	11/22/2019	1	cis-1,2-Dichloroethene		ug/Kg	U	0.49	4.9
GRAB-2_20191122	CE67557	SW8260	11/22/2019	1	cis-1,3-Dichloropropene		ug/Kg	U	0.49	4.9
GRAB-2_20191122	CE67557	SW8260	11/22/2019	1	Dibromochloromethane		ug/Kg	UJ	0.99	4.9
GRAB-2_20191122	CE67557	SW8260	11/22/2019	1	Dibromomethane		ug/Kg	U	0.99	4.9
GRAB-2_20191122	CE67557	SW8260	11/22/2019	1	Dichlorodifluoromethane		ug/Kg	U	0.49	4.9
GRAB-2_20191122	CE67557	SW8260	11/22/2019	1	Ethylbenzene		ug/Kg	U	0.49	4.9
GRAB-2_20191122	CE67557	SW8260	11/22/2019	1	Hexachlorobutadiene		ug/Kg	U	0.49	4.9
GRAB-2_20191122	CE67557	SW8260	11/22/2019	1	Isopropylbenzene		ug/Kg	U	0.49	4.9
GRAB-2_20191122	CE67557	SW8260	11/22/2019	1	m&p-Xylene		ug/Kg	U	0.99	4.9
GRAB-2_20191122	CE67557	SW8260	11/22/2019	1	Methyl Ethyl Ketone		ug/Kg	U	4.9	30

ANGELIC TEXTILE SERVICES
BALLSTON SPA, NY
DATA SUMMARY TABLE
SOIL
SDG: GCE67556

Sample Name	Lab ID	Analytical Method	Collection Date	Dilution Factor	Analyte	Result	Unit	Qualifier	MDL	RL
GRAB-2_20191122	CE67557	SW8260	11/22/2019	1	Methyl t-butyl ether (MTBE)		ug/Kg	U	0.99	9.9
GRAB-2_20191122	CE67557	SW8260	11/22/2019	1	Methylene chloride		ug/Kg	U	4.9	4.9
GRAB-2_20191122	CE67557	SW8260	11/22/2019	1	Naphthalene		ug/Kg	UJ	0.99	4.9
GRAB-2_20191122	CE67557	SW8260	11/22/2019	1	n-Butylbenzene		ug/Kg	U	0.49	4.9
GRAB-2_20191122	CE67557	SW8260	11/22/2019	1	n-Propylbenzene		ug/Kg	U	0.99	4.9
GRAB-2_20191122	CE67557	SW8260	11/22/2019	1	o-Xylene		ug/Kg	U	0.99	4.9
GRAB-2_20191122	CE67557	SW8260	11/22/2019	1	p-Isopropyltoluene		ug/Kg	U	0.49	4.9
GRAB-2_20191122	CE67557	SW8260	11/22/2019	1	sec-Butylbenzene		ug/Kg	U	0.49	4.9
GRAB-2_20191122	CE67557	SW8260	11/22/2019	1	Styrene		ug/Kg	U	0.49	4.9
GRAB-2_20191122	CE67557	SW8260	11/22/2019	1	tert-Butylbenzene		ug/Kg	U	0.49	4.9
GRAB-2_20191122	CE67557	SW8260	11/22/2019	1	Tetrachloroethene		ug/Kg	U	0.99	4.9
GRAB-2_20191122	CE67557	SW8260	11/22/2019	1	Tetrahydrofuran (THF)		ug/Kg	U	2.5	9.9
GRAB-2_20191122	CE67557	SW8260	11/22/2019	1	Toluene		ug/Kg	U	0.49	4.9
GRAB-2_20191122	CE67557	SW8260	11/22/2019	1	trans-1,2-Dichloroethene		ug/Kg	U	0.49	4.9
GRAB-2_20191122	CE67557	SW8260	11/22/2019	1	trans-1,3-Dichloropropene		ug/Kg	U	0.49	4.9
GRAB-2_20191122	CE67557	SW8260	11/22/2019	1	trans-1,4-dichloro-2-butene		ug/Kg	U	2.5	9.9
GRAB-2_20191122	CE67557	SW8260	11/22/2019	1	Trichloroethene		ug/Kg	U	0.49	4.9
GRAB-2_20191122	CE67557	SW8260	11/22/2019	1	Trichlorofluoromethane		ug/Kg	UJ	0.99	4.9
GRAB-2_20191122	CE67557	SW8260	11/22/2019	1	Trichlorotrifluoroethane		ug/Kg	U	0.49	4.9
GRAB-2_20191122	CE67557	SW8260	11/22/2019	1	Vinyl chloride		ug/Kg	U	0.49	4.9

PHOENIX
Environmental Laboratories, Inc.

587 East Middle Turnpike, P.O. Box 370, Manchester, CT 06040
Telephone: 860.645.1102 • Fax: 860.645.0823

NY ANALYTICAL SERVICES PROTOCOL DATA PACKAGE

NETC

125 BATH STREET

GCE67556

Ver 1

Data Package Table of Contents

GCE67556 Analytical Report 9
- Cover Letter 9
- Project Summary 10
- SDG Comments 14
- Sample Id Cross Reference 15
- Analytical Report 16
- QA/QC Report 24
- Sample Criteria Audit Report 30
- NY Temp Narration 31
- COC-GCE67556.pdf 32

GCE67556 Semi-Volatiles Soil V1 33
- Organic Flags 34
- Non-Conformance Summary 35
- Monitoring Compound Recovery (Form 2) 37
- Spike Recovery (Form 3) 38
  - CE67556 LCS/LCSD 38
  - CE67556 MS/MSD 42
- Method Blank Summary (Form 4) 46
- Tune Summary (Form 5) 47
  - CHEM29 - 1118_05.D 47
  - CHEM29 - 1127_32.D 49
- Internal Standard (Form 8) 51
  - CHEM29 - 11/18/19 22:26 51
  - CHEM29 - 11/19/19 01:54 53
  - CHEM29 - 11/27/19 23:51 55
- Analysis Data Sheet (Form 1) 57
- Initial Calibration Summary (Form 6) 62
- Continuing Calibration Summary (Form 7) 104
  - CHEM29 - 11/27/19 23:02 104
  - CHEM29 - 11/27/19 23:51 107
  - CHEM29 - 11/28/19 10:03 115
- Analysis Data Sheet QC (Form 1) 123
  - CE67556 LCS 123
  - CE67556 LCSD 129
  - CE67556 MS 135
  - CE67556 MSD 141

CE67556 BLANK 147
Injection Log 152
Injection Log - CHEM29 11/18/19 152
Injection Log - CHEM29 11/27/19 153
Prep Batch Report 154
GCE67556 Volatiles Soil V1 155
Organic Flags 156
Non-Conformance Summary 157
Monitoring Compound Recovery (Form 2) 159
Spike Recovery (Form 3) 160
CE67557 LCS/LCSD 160
CE67557 MS/MSD 164
Method Blank Summary (Form 4) 168
Tune Summary (Form 5) 169
CHEM03 - 1126_67.D 169
CHEM14 - 1124_13.D 171
CHEM14 - 1126_01.D 173
Internal Standard (Form 8) 175
CHEM03 - 11/27/19 06:40 175
CHEM14 - 11/24/19 20:59 177
CHEM14 - 11/26/19 07:21 179
Analysis Data Sheet (Form 1) 181
CE67557 / GRAB-2 181
CE67557 / GRAB-2 5.5X 186
Initial Calibration Summary (Form 6) 195
Continuing Calibration Summary (Form 7) 220
CHEM03 - 11/27/19 06:40 220
CHEM03 - 11/27/19 17:55 222
CHEM14 - 11/24/19 19:34 224
CHEM14 - 11/26/19 07:21 226
CHEM14 - 11/26/19 18:35 234
Analysis Data Sheet QC (Form 1) 242
CE67557 LCS 242
CE67557 LCSD 247
CE67557 MS 252
CE67557 MSD 257
CE67557 BLANK 262
Injection Log 271

Injection Log - CHEM03 11/26/19 271
Injection Log - CHEM03 11/27/19 272
Injection Log - CHEM14 11/24/19 273
Injection Log - CHEM14 11/26/19 274
GCE67556 Herbicides Soil V1 275
Organic Flags 276
Non-Conformance Summary 277
Monitoring Compound Recovery (Form 2) 279
Spike Recovery (Form 3) 280
CE67556 LCS/LCSD 280
CE67556 MS/MSD 281
Method Blank Summary (Form 4) 282
Analytical Sequence (Form 8) 283
ECD12 - 11/12/19 283
ECD12 - 11/28/19 285
Analysis Data Sheet (Form 1) 289
Initial Calibration Summary (Form 6) 293
ECD12 - 11/12/19 293
ECD12 - 11/12/19 Method 297
ECD12 - 11/12/19 - N12005 312
ECD12 - 11/12/19 - N12006 314
ECD12 - 11/12/19 - N12007 316
ECD12 - 11/12/19 - N12008 318
ECD12 - 11/12/19 - N12009 320
Continuing Calibration Summary (Form 7) 322
ECD12 - 11/28/19 - N27037 322
ECD12 - 11/28/19 - N27038 326
ECD12 - 11/28/19 - N27049 330
ECD12 - 11/28/19 - N27050 334
ECD12 - 11/28/19 - N27061 338
ECD12 - 11/28/19 - N27062 342
Analysis Data Sheet QC (Form 1) 346
CE67556 LCS 346
CE67556 LCSD 351
CE67556 MS 356
CE67556 MSD 361
CE67556 BLANK 366
Prep Batch Report 370

GCE67556 PCBs Soil V1 372
Organic Flags 373
Non-Conformance Summary 374
Monitoring Compound Recovery (Form 2) 376
Spike Recovery (Form 3) 377
CE67556 LCS/LCSD 377
CE67556 MS/MSD 378
Method Blank Summary (Form 4) 379
Analytical Sequence (Form 8) 380
ECD1 - 11/25/19 380
ECD1 - 11/27/19 382
ECD24 - 11/25/19 384
ECD24 - 11/27/19 386
ECD6 - 11/26/19 388
ECD6 - 11/27/19 390
Analysis Data Sheet (Form 1) 392
Initial Calibration Summary (Form 6) 396
ECD1 - 11/25/19 396
ECD1 - 11/25/19 Method 400
ECD1 - 11/25/19 - N25020 436
ECD1 - 11/25/19 - N25021 438
ECD1 - 11/25/19 - N25022 440
ECD1 - 11/25/19 - N25023 442
ECD1 - 11/25/19 - N25024 444
ECD1 - 11/25/19 - N25025 446
ECD1 - 11/25/19 - N25026 448
ECD1 - 11/25/19 - N25027 450
ECD24 - 11/25/19 452
ECD24 - 11/25/19 Method 456
ECD24 - 11/25/19 - N25014 490
ECD24 - 11/25/19 - N25015 492
ECD24 - 11/25/19 - N25016 494
ECD24 - 11/25/19 - N25017 496
ECD24 - 11/25/19 - N25018 498
ECD24 - 11/25/19 - N25019 500
ECD24 - 11/25/19 - N25020 502
ECD24 - 11/25/19 - N25021 504
ECD6 - 11/26/19 506

ECD6 - 11/26/19 Method 510
ECD6 - 11/26/19 - N26027 546
ECD6 - 11/26/19 - N26028 548
ECD6 - 11/26/19 - N26029 550
ECD6 - 11/26/19 - N26030 552
ECD6 - 11/26/19 - N26031 554
ECD6 - 11/26/19 - N26032 556
ECD6 - 11/26/19 - N26033 558
ECD6 - 11/26/19 - N26034 560
PCB Patterns 562
Continuing Calibration Summary (Form 7) 580
ECD1 - 11/27/19 - N27017 580
ECD1 - 11/27/19 - N27019 584
ECD1 - 11/27/19 - N27030 588
ECD1 - 11/27/19 - N27032 592
ECD24 - 11/27/19 - N27002 596
ECD24 - 11/27/19 - N27003 600
ECD24 - 11/27/19 - N27018 604
ECD24 - 11/27/19 - N27020 608
ECD6 - 11/27/19 - N27018 612
ECD6 - 11/27/19 - N27019 616
ECD6 - 11/27/19 - N27031 620
ECD6 - 11/27/19 - N27033 624
Analysis Data Sheet QC (Form 1) 628
CE67556 LCS 628
CE67556 LCSD 633
CE67556 MS 638
CE67556 MSD 643
CE67556 BLANK 648
Prep Batch Report 652
GCE67556 Pesticides Soil V1 653
Organic Flags 654
Non-Conformance Summary 655
Monitoring Compound Recovery (Form 2) 657
Spike Recovery (Form 3) 658
CE67556 LCS/LCSD 658
CE67556 MS/MSD 659
Method Blank Summary (Form 4) 660

Analytical Sequence (Form 8) 661
ECD4 - 11/19/19 661
ECD4 - 11/27/19 663
Analysis Data Sheet (Form 1) 667
Initial Calibration Summary (Form 6) 671
ECD4 - 11/19/19 671
ECD4 - 11/19/19 Method 675
ECD4 - 11/19/19 - N19022 734
ECD4 - 11/19/19 - N19023 736
ECD4 - 11/19/19 - N19024 738
ECD4 - 11/19/19 - N19025 740
ECD4 - 11/19/19 - N19026 742
ECD4 - 11/19/19 - N19027 744
ECD4 - 11/19/19 - N19028 746
Continuing Calibration Summary (Form 7) 748
ECD4 - 11/27/19 - N27005 748
ECD4 - 11/27/19 - N27003 752
ECD4 - 11/27/19 - N27004 756
ECD4 - 11/27/19 - N27016 760
ECD4 - 11/27/19 - N27018 764
ECD4 - 11/27/19 - N27029 768
ECD4 - 11/27/19 - N27031 772
ECD4 - 11/27/19 - N27006 776
ECD4 - 11/27/19 - N27007 778
Analysis Data Sheet QC (Form 1) 780
CE67556 LCS 780
CE67556 LCSD 785
CE67556 MS 790
CE67556 MSD 795
CE67556 BLANK 800
Prep Batch Report 804
GCE67556 Metals Soil V1 805
Inorganic Flags 806
Non-Conformance Summary 807
Analysis Data Sheet (Form 1) 808
Initial Calibration Summary (Form 2) 809
Blanks (Form 3) 815
Interference Check (Form 4) 818

Spike Sample (Form 5) 819
Duplicates (Form 6) 822
Laboratory Control Sample (Form 7) 824
Serial Dilution (Form 9) 826
Detection Limits (Form 10) 827
Interelement Correction (Form 11) 829
Linear Ranges (Form 12) 830
Preparation Log (Form 13) 831
Analysis Run Log (Form 14) 833
ARCOS 11/30/19 12:00 AM 833
MERLIN 11/26/19 12:00 AM 835
Metals Raw Data 836
Prep Batch Report 869

Monday, December 09, 2019

Attn: Mr. Rob Gray
NETC
PO Box 2167
Ballston Spa, NY 12020

Project ID: 125 BATH STREET
SDG ID: GCE67556
Sample ID#s: CE67556 - CE67557

This laboratory is in compliance with the NELAC requirements of procedures used except where indicated.

This report contains results for the parameters tested, under the sampling conditions described on the Chain Of Custody, as received by the laboratory. This report is incomplete unless all pages indicated in the pagination at the bottom of the page are included.

All soils, solids and sludges are reported on a dry weight basis unless otherwise noted in the sample comments.

A scanned version of the COC form accompanies the analytical report and is an exact duplicate of the original.

If you are the client above and have any questions concerning this testing, please do not hesitate to contact Phoenix Client Services at ext.200. The contents of this report cannot be discussed with anyone other than the client listed above without their written consent.

Sincerely yours,

Phyllis Shiller
Laboratory Director

NELAC - #NY11301
CT Lab Registration #PH-0618
MA Lab Registration #M-CT007
ME Lab Registration #CT-007
NH Lab Registration #213693-A,B
NJ Lab Registration #CT-003
NY Lab Registration #11301
PA Lab Registration #68-03530
RI Lab Registration #63
UT Lab Registration #CT00007
VT Lab Registration #VT11301

Environmental Laboratories, Inc.
587 East Middle Turnpike, P.O.Box 370, Manchester, CT 06045
Tel. (860) 645-1102 Fax (860) 645-0823

ACCREDITED IN ACCORDANCE WITH nelac NY # 11301

NY ANALYTICAL SERVICES PROTOCOL DATA PACKAGE

Client: NETC

Project: 125 BATH STREET

Laboratory Project: GCE67556

Environmental Laboratories, Inc.
587 East Middle Turnpike, P.O.Box 370, Manchester, CT 06040
Tel. (860) 645-1102 Fax (860) 645-0823

NY Analytical Services Protocol Format

December 09, 2019 **SDG I.D.: GCE67556**

NETC 125 BATH STREET

Methodology Summary

Accelerated Solvent Extraction (ASE)

Soil Sample - USEPA SW-846 Test Methods for Evaluating Solid Waste Physical/Chemical Methods 3rd Ed.Update III, Method 3545A.

Chlorinated Herbicides:

Soil Sample - USEPA SW-846 Test Methods for Evaluating Solid Waste Physical/Chemical Methods 3rd Ed. Update III, Method 8151A.

Mercury Prep

Soil Sample - USEPA SW-846 Test Methods for Evaluating Solid Waste Physical/Chemical Methods 3rd Ed. Update IV, Method 7471B.

Metals

ICP :
USEPA SW-846 Test Methods for Evaluating Solid Waste Physical/Chemical Methods 3rd Ed. Update IV, Method 6010C.
Mercury:
USEPA SW-846 Test Methods for Evaluating Solid Waste Physical/Chemical Methods Update III, 7471

Pesticides:

USEPA SW-846 Test Methods for Evaluating Solid Waste Physical/Chemical Methods 3rd Ed. Update IV, Method 8081B.

Polychlorinated Biphenyls (PCBs):

USEPA SW-846 Test Methods for Evaluating Solid Waste Physical/Chemical Methods 3rd Ed. Update IV, Method 8082A.

Semivolatile Organic Compounds

USEPA SW-846 Test Methods for Evaluating Solid Waste Physical/Chemical Methods 3rd Ed. Update IV, Method 8270D.

Volatile Organic Compounds:

USEPA SW-846 Test Methods for Evaluating Solid Waste Physical/Chemical Methods 3rd Ed.Update III, Method 8260C and Environmental Protection Agency, EPA-600/4-79-020, Revised March 1983 (Methods 624) as printed in 40CFR part 136.

PHOENIX

Environmental Laboratories, Inc.
587 East Middle Turnpike, P.O.Box 370, Manchester, CT 06040
Tel. (860) 645-1102 Fax (860) 645-0823

ACCREDITED IN ACCORDANCE WITH nelac NY # 11301

NY Analytical Services Protocol Format

December 09, 2019 **SDG I.D.: GCE67556**

NETC 125 BATH STREET

Laboratory Chronicle

The samples in this delivery group were received at 2.1°C.

Sample	Analysis	Collection Date	Prep Date	Analysis Date	Analyst	Hold Time Met
CE67556	Aluminum	11/22/19	11/25/19	11/30/19	CPP	Y
CE67556	Antimony	11/22/19	11/25/19	11/30/19	CPP	Y
CE67556	Arsenic	11/22/19	11/25/19	11/30/19	CPP	Y
CE67556	Barium	11/22/19	11/25/19	11/30/19	CPP	Y
CE67556	Beryllium	11/22/19	11/25/19	11/30/19	CPP	Y
CE67556	Cadmium	11/22/19	11/25/19	11/30/19	CPP	Y
CE67556	Calcium	11/22/19	11/25/19	11/30/19	CPP	Y
CE67556	Chlorinated Herbicides	11/22/19	11/26/19	11/28/19	JRB	Y
CE67556	Chromium	11/22/19	11/25/19	11/30/19	CPP	Y
CE67556	Client MS/MSD	11/22/19	11/28/19	11/28/19		Y
CE67556	Cobalt	11/22/19	11/25/19	11/30/19	CPP	Y
CE67556	Copper	11/22/19	11/25/19	11/30/19	CPP	Y
CE67556	Iron	11/22/19	11/25/19	11/30/19	CPP	Y
CE67556	Lead	11/22/19	11/25/19	11/30/19	CPP	Y
CE67556	Magnesium	11/22/19	11/25/19	11/30/19	CPP	Y
CE67556	Manganese	11/22/19	11/25/19	11/30/19	CPP	Y
CE67556	Mercury	11/22/19	11/26/19	11/26/19	RS	Y
CE67556	Nickel	11/22/19	11/25/19	11/30/19	CPP	Y
CE67556	Percent Solid	11/22/19	11/25/19	11/25/19	VT	Y
CE67556	Pesticides - Soil	11/22/19	11/26/19	11/27/19	AW	Y
CE67556	Polychlorinated Biphenyls	11/22/19	11/26/19	11/27/19	SC	Y
CE67556	Potassium	11/22/19	11/25/19	11/30/19	CPP	Y
CE67556	Selenium	11/22/19	11/25/19	11/30/19	CPP	Y
CE67556	Semivolatiles	11/22/19	11/27/19	11/28/19	WB	Y
CE67556	Silver	11/22/19	11/25/19	11/30/19	CPP	Y
CE67556	Sodium	11/22/19	11/25/19	11/30/19	CPP	Y
CE67556	Thallium	11/22/19	11/25/19	11/30/19	CPP	Y
CE67556	Vanadium	11/22/19	11/25/19	11/30/19	CPP	Y
CE67556	Zinc	11/22/19	11/25/19	11/30/19	CPP	Y
CE67557	Client MS/MSD	11/22/19	11/27/19	11/27/19		Y
CE67557	Field Extraction	11/22/19	11/22/19	11/22/19		Y
CE67557	Percent Solid	11/22/19	11/25/19	11/25/19	VT	Y

Environmental Laboratories, Inc.
587 East Middle Turnpike, P.O.Box 370, Manchester, CT 06040
Tel. (860) 645-1102 Fax (860) 645-0823

ACCREDITED IN ACCORDANCE WITH nelac NY # 11301

NY Analytical Services Protocol Format

December 09, 2019 **SDG I.D.: GCE67556**

NETC 125 BATH STREET

CE67557	Volatiles	11/22/19	11/27/19	11/27/19	JLI	Y

Environmental Laboratories, Inc.
587 East Middle Turnpike, P.O.Box 370, Manchester, CT 06045
Tel. (860) 645-1102 Fax (860) 645-0823

NY # 11301

SDG Comments

December 09, 2019

SDG I.D.: GCE67556

Please be advised that the NY 375 soil criteria for chromium are based on hexavalent chromium and trivalent chromium.

Any compound that is not detected above the MDL/LOD is reported as ND on the report and is reported in the electronic deliverables (EDD) as <RL or U at the RL per state and EPA guidance.

Version 1: Analysis results minus raw data.

Version 2: Complete report with raw data.

Environmental Laboratories, Inc.
587 East Middle Turnpike, P.O.Box 370, Manchester, CT 06045
Tel. (860) 645-1102 Fax (860) 645-0823

NY # 11301

Sample Id Cross Reference

December 09, 2019

SDG I.D.: GCE67556

Project ID: 125 BATH STREET

Client Id	Lab Id	Matrix
COMP-2	CE67556	SOIL
GRAB-2	CE67557	SOIL

Environmental Laboratories, Inc.
587 East Middle Turnpike, P.O.Box 370, Manchester, CT 06045
Tel. (860) 645-1102 Fax (860) 645-0823

ACCREDITED IN ACCORDANCE WITH nelac NY # 11301

Analysis Report

December 09, 2019

FOR: Attn: Mr. Rob Gray
NETC
PO Box 2167
Ballston Spa, NY 12020

Sample Information		Custody Information		Date	Time
Matrix:	SOIL	Collected by:		11/22/19	15:00
Location Code:	NETC	Received by:	B	11/25/19	16:54
Rush Request:	72 Hour	Analyzed by:	see "By" below		
P.O.#:	15.0918304				

Laboratory Data

SDG ID: GCE67556
Phoenix ID: CE67556

Project ID: 125 BATH STREET
Client ID: COMP-2

Parameter	Result		RL/ PQL	LOD/ MDL	Units	Dilution	Date/Time	By	Reference
Aluminum	6960		35	6.9	mg/Kg	10	11/30/19	CPP	SW6010D
Antimony	ND		3.5	3.5	mg/Kg	1	11/30/19	CPP	SW6010D
Arsenic	2.57		0.69	0.69	mg/Kg	1	11/30/19	CPP	SW6010D
Barium	32.3		0.7	0.35	mg/Kg	1	11/30/19	CPP	SW6010D
Beryllium	0.37		0.28	0.14	mg/Kg	1	11/30/19	CPP	SW6010D
Calcium	1200		3.5	3.2	mg/Kg	1	11/30/19	CPP	SW6010D
Cadmium	0.53		0.35	0.35	mg/Kg	1	11/30/19	CPP	SW6010D
Chromium	8.18		0.35	0.35	mg/Kg	1	11/30/19	CPP	SW6010D
Cobalt	5.24		0.35	0.35	mg/Kg	1	11/30/19	CPP	SW6010D
Copper	12.0		0.7	0.35	mg/kg	1	11/30/19	CPP	SW6010D
Iron	14100		35	35	mg/Kg	10	11/30/19	CPP	SW6010D
Lead	4.4		0.7	0.35	mg/Kg	1	11/30/19	CPP	SW6010D
Magnesium	2180		3.5	3.5	mg/Kg	1	11/30/19	CPP	SW6010D
Manganese	295		3.5	3.5	mg/Kg	10	11/30/19	CPP	SW6010D
Mercury	ND		0.03	0.02	mg/Kg	2	11/26/19	RS	SW7471B
Nickel	10.4		0.35	0.35	mg/Kg	1	11/30/19	CPP	SW6010D
Potassium	797	N	7	2.7	mg/Kg	1	11/30/19	CPP	SW6010D
Selenium	ND		1.4	1.2	mg/Kg	1	11/30/19	CPP	SW6010D
Silver	ND		0.35	0.35	mg/Kg	1	11/30/19	CPP	SW6010D
Sodium	35		7	3.0	mg/Kg	1	11/30/19	CPP	SW6010D
Thallium	ND		1.4	1.4	mg/Kg	1	11/30/19	CPP	SW6010D
Vanadium	14.9		0.35	0.35	mg/Kg	1	11/30/19	CPP	SW6010D
Zinc	30.4		0.7	0.35	mg/Kg	1	11/30/19	CPP	SW6010D
Percent Solid	89				%		11/25/19	VT	SW846-%Solid
Soil Extraction for PCB	Completed						11/26/19	MM/ALE	SW3545A
Soil Extraction for Pesticides	Completed						11/26/19	MM/ALE	SW3545A
Soil Extraction for SVOA	Completed						11/27/19	R/K/ALE	SW3545A
Mercury Digestion	Completed						11/26/19	LS/LS	SW7471B

Project ID: 125 BATH STREET
Client ID: COMP-2

Phoenix I.D.: CE67556

Parameter	Result	RL/ PQL	LOD/ MDL	Units	Dilution	Date/Time	By	Reference
Soil Extraction for Herbicide	Completed					11/26/19	J/D	SW8151A
Total Metals Digest	Completed					11/25/19	M/T/BF	SW3050B
Chlorinated Herbicides								
2,4,5-T	ND	93	93	ug/Kg	10	11/28/19	JRB	SW8151A
2,4,5-TP (Silvex)	ND	93	93	ug/Kg	10	11/28/19	JRB	SW8151A
2,4-D	ND	190	190	ug/Kg	10	11/28/19	JRB	SW8151A
2,4-DB	ND	1900	1900	ug/Kg	10	11/28/19	JRB	SW8151A
Dalapon	ND	93	93	ug/Kg	10	11/28/19	JRB	SW8151A
Dicamba	ND	93	93	ug/Kg	10	11/28/19	JRB	SW8151A
Dichloroprop	ND	190	190	ug/Kg	10	11/28/19	JRB	SW8151A
Dinoseb	ND	190	190	ug/Kg	10	11/28/19	JRB	SW8151A
QA/QC Surrogates								
% DCAA	70			%	10	11/28/19	JRB	30 - 150 %
% DCAA (Confirmation)	64			%	10	11/28/19	JRB	30 - 150 %
Polychlorinated Biphenyls								
PCB-1016	ND	74	74	ug/Kg	2	11/27/19	SC	SW8082A
PCB-1221	ND	74	74	ug/Kg	2	11/27/19	SC	SW8082A
PCB-1232	ND	74	74	ug/Kg	2	11/27/19	SC	SW8082A
PCB-1242	ND	74	74	ug/Kg	2	11/27/19	SC	SW8082A
PCB-1248	ND	74	74	ug/Kg	2	11/27/19	SC	SW8082A
PCB-1254	ND	74	74	ug/Kg	2	11/27/19	SC	SW8082A
PCB-1260	ND	74	74	ug/Kg	2	11/27/19	SC	SW8082A
PCB-1262	ND	74	74	ug/Kg	2	11/27/19	SC	SW8082A
PCB-1268	ND	74	74	ug/Kg	2	11/27/19	SC	SW8082A
QA/QC Surrogates								
% DCBP	50			%	2	11/27/19	SC	30 - 150 %
% DCBP (Confirmation)	43			%	2	11/27/19	SC	30 - 150 %
% TCMX	62			%	2	11/27/19	SC	30 - 150 %
% TCMX (Confirmation)	56			%	2	11/27/19	SC	30 - 150 %
Pesticides - Soil								
4,4' -DDD	ND	2.2	2.2	ug/Kg	2	11/27/19	AW	SW8081B
4,4' -DDE	ND	2.2	2.2	ug/Kg	2	11/27/19	AW	SW8081B
4,4' -DDT	ND	2.2	2.2	ug/Kg	2	11/27/19	AW	SW8081B
a-BHC	ND	7.4	7.4	ug/Kg	2	11/27/19	AW	SW8081B
a-Chlordane	ND	3.7	3.7	ug/Kg	2	11/27/19	AW	SW8081B
Aldrin	ND	3.7	3.7	ug/Kg	2	11/27/19	AW	SW8081B
b-BHC	ND	7.4	7.4	ug/Kg	2	11/27/19	AW	SW8081B
Chlordane	ND	37	37	ug/Kg	2	11/27/19	AW	SW8081B
d-BHC	ND	7.4	7.4	ug/Kg	2	11/27/19	AW	SW8081B
Dieldrin	ND	3.7	3.7	ug/Kg	2	11/27/19	AW	SW8081B
Endosulfan I	ND	7.4	7.4	ug/Kg	2	11/27/19	AW	SW8081B
Endosulfan II	ND	7.4	7.4	ug/Kg	2	11/27/19	AW	SW8081B
Endosulfan sulfate	ND	7.4	7.4	ug/Kg	2	11/27/19	AW	SW8081B
Endrin	ND	7.4	7.4	ug/Kg	2	11/27/19	AW	SW8081B
Endrin aldehyde	ND	7.4	7.4	ug/Kg	2	11/27/19	AW	SW8081B
Endrin ketone	ND	7.4	7.4	ug/Kg	2	11/27/19	AW	SW8081B
g-BHC	ND	1.5	1.5	ug/Kg	2	11/27/19	AW	SW8081B

Parameter	Result	RL/ PQL	LOD/ MDL	Units	Dilution	Date/Time	By	Reference
g-Chlordane	ND	3.7	3.7	ug/Kg	2	11/27/19	AW	SW8081B
Heptachlor	ND	7.4	7.4	ug/Kg	2	11/27/19	AW	SW8081B
Heptachlor epoxide	ND	7.4	7.4	ug/Kg	2	11/27/19	AW	SW8081B
Methoxychlor	ND	37	37	ug/Kg	2	11/27/19	AW	SW8081B
Toxaphene	ND	150	150	ug/Kg	2	11/27/19	AW	SW8081B
QA/QC Surrogates								
% DCBP	67			%	2	11/27/19	AW	30 - 150 %
% DCBP (Confirmation)	60			%	2	11/27/19	AW	30 - 150 %
% TCMX	52			%	2	11/27/19	AW	30 - 150 %
% TCMX (Confirmation)	50			%	2	11/27/19	AW	30 - 150 %
Client MS/MSD	Completed					11/28/19		

Semivolatiles

1,2,4,5-Tetrachlorobenzene	ND	260	130	ug/Kg	1	11/28/19	WB	SW8270D
1,2,4-Trichlorobenzene	ND	260	110	ug/Kg	1	11/28/19	WB	SW8270D
1,2-Dichlorobenzene	ND	260	100	ug/Kg	1	11/28/19	WB	SW8270D
1,2-Diphenylhydrazine	ND	260	120	ug/Kg	1	11/28/19	WB	SW8270D
1,3-Dichlorobenzene	ND	260	110	ug/Kg	1	11/28/19	WB	SW8270D
1,4-Dichlorobenzene	ND	260	110	ug/Kg	1	11/28/19	WB	SW8270D
2,4,5-Trichlorophenol	ND	260	200	ug/Kg	1	11/28/19	WB	SW8270D
2,4,6-Trichlorophenol	ND	190	120	ug/Kg	1	11/28/19	WB	SW8270D
2,4-Dichlorophenol	ND	190	130	ug/Kg	1	11/28/19	WB	SW8270D
2,4-Dimethylphenol	ND	260	92	ug/Kg	1	11/28/19	WB	SW8270D
2,4-Dinitrophenol	ND	260	260	ug/Kg	1	11/28/19	WB	SW8270D
2,4-Dinitrotoluene	ND	190	150	ug/Kg	1	11/28/19	WB	SW8270D
2,6-Dinitrotoluene	ND	190	120	ug/Kg	1	11/28/19	WB	SW8270D
2-Chloronaphthalene	ND	260	110	ug/Kg	1	11/28/19	WB	SW8270D
2-Chlorophenol	ND	260	110	ug/Kg	1	11/28/19	WB	SW8270D
2-Methylnaphthalene	ND	260	110	ug/Kg	1	11/28/19	WB	SW8270D
2-Methylphenol (o-cresol)	ND	260	170	ug/Kg	1	11/28/19	WB	SW8270D
2-Nitroaniline	ND	260	260	ug/Kg	1	11/28/19	WB	SW8270D
2-Nitrophenol	ND	260	240	ug/Kg	1	11/28/19	WB	SW8270D
3&4-Methylphenol (m&p-cresol)	ND	260	150	ug/Kg	1	11/28/19	WB	SW8270D 1
3,3'-Dichlorobenzidine	ND	190	180	ug/Kg	1	11/28/19	WB	SW8270D
3-Nitroaniline	ND	370	740	ug/Kg	1	11/28/19	WB	SW8270D
4,6-Dinitro-2-methylphenol	ND	220	74	ug/Kg	1	11/28/19	WB	SW8270D
4-Bromophenyl phenyl ether	ND	260	110	ug/Kg	1	11/28/19	WB	SW8270D
4-Chloro-3-methylphenol	ND	260	130	ug/Kg	1	11/28/19	WB	SW8270D
4-Chloroaniline	ND	300	170	ug/Kg	1	11/28/19	WB	SW8270D
4-Chlorophenyl phenyl ether	ND	260	120	ug/Kg	1	11/28/19	WB	SW8270D
4-Nitroaniline	ND	370	120	ug/Kg	1	11/28/19	WB	SW8270D
4-Nitrophenol	ND	370	170	ug/Kg	1	11/28/19	WB	SW8270D
Acenaphthene	ND	260	110	ug/Kg	1	11/28/19	WB	SW8270D
Acenaphthylene	ND	260	100	ug/Kg	1	11/28/19	WB	SW8270D
Acetophenone	ND	260	120	ug/Kg	1	11/28/19	WB	SW8270D
Aniline	ND	300	300	ug/Kg	1	11/28/19	WB	SW8270D
Anthracene	ND	260	120	ug/Kg	1	11/28/19	WB	SW8270D
Benz(a)anthracene	ND	260	120	ug/Kg	1	11/28/19	WB	SW8270D
Benzidine	ND	370	220	ug/Kg	1	11/28/19	WB	SW8270D
Benzo(a)pyrene	ND	190	120	ug/Kg	1	11/28/19	WB	SW8270D

Project ID: 125 BATH STREET
Client ID: COMP-2

Phoenix I.D.: CE67556

Parameter	Result	RL/ PQL	LOD/ MDL	Units	Dilution	Date/Time	By	Reference
Benzo(b)fluoranthene	ND	260	130	ug/Kg	1	11/28/19	WB	SW8270D
Benzo(ghi)perylene	ND	260	120	ug/Kg	1	11/28/19	WB	SW8270D
Benzo(k)fluoranthene	ND	260	120	ug/Kg	1	11/28/19	WB	SW8270D
Benzoic acid	ND	1900	740	ug/Kg	1	11/28/19	WB	SW8270D
Benzyl butyl phthalate	ND	260	96	ug/Kg	1	11/28/19	WB	SW8270D
Bis(2-chloroethoxy)methane	ND	260	100	ug/Kg	1	11/28/19	WB	SW8270D
Bis(2-chloroethyl)ether	ND	190	100	ug/Kg	1	11/28/19	WB	SW8270D
Bis(2-chloroisopropyl)ether	ND	260	100	ug/Kg	1	11/28/19	WB	SW8270D
Bis(2-ethylhexyl)phthalate	ND	260	110	ug/Kg	1	11/28/19	WB	SW8270D
Carbazole	ND	190	150	ug/Kg	1	11/28/19	WB	SW8270D
Chrysene	ND	260	120	ug/Kg	1	11/28/19	WB	SW8270D
Dibenz(a,h)anthracene	ND	190	120	ug/Kg	1	11/28/19	WB	SW8270D
Dibenzofuran	ND	260	110	ug/Kg	1	11/28/19	WB	SW8270D
Diethyl phthalate	ND	260	120	ug/Kg	1	11/28/19	WB	SW8270D
Dimethylphthalate	ND	260	110	ug/Kg	1	11/28/19	WB	SW8270D
Di-n-butylphthalate	ND	260	99	ug/Kg	1	11/28/19	WB	SW8270D
Di-n-octylphthalate	ND	260	96	ug/Kg	1	11/28/19	WB	SW8270D
Fluoranthene	ND	260	120	ug/Kg	1	11/28/19	WB	SW8270D
Fluorene	ND	260	120	ug/Kg	1	11/28/19	WB	SW8270D
Hexachlorobenzene	ND	190	110	ug/Kg	1	11/28/19	WB	SW8270D
Hexachlorobutadiene	ND	260	130	ug/Kg	1	11/28/19	WB	SW8270D
Hexachlorocyclopentadiene	ND	260	110	ug/Kg	1	11/28/19	WB	SW8270D
Hexachloroethane	ND	190	110	ug/Kg	1	11/28/19	WB	SW8270D
Indeno(1,2,3-cd)pyrene	ND	260	120	ug/Kg	1	11/28/19	WB	SW8270D
Isophorone	ND	190	100	ug/Kg	1	11/28/19	WB	SW8270D
Naphthalene	ND	260	110	ug/Kg	1	11/28/19	WB	SW8270D
Nitrobenzene	ND	190	130	ug/Kg	1	11/28/19	WB	SW8270D
N-Nitrosodimethylamine	ND	260	100	ug/Kg	1	11/28/19	WB	SW8270D
N-Nitrosodi-n-propylamine	ND	190	120	ug/Kg	1	11/28/19	WB	SW8270D
N-Nitrosodiphenylamine	ND	260	140	ug/Kg	1	11/28/19	WB	SW8270D
Pentachloronitrobenzene	ND	260	140	ug/Kg	1	11/28/19	WB	SW8270D
Pentachlorophenol	ND	220	140	ug/Kg	1	11/28/19	WB	SW8270D
Phenanthrene	ND	260	110	ug/Kg	1	11/28/19	WB	SW8270D
Phenol	ND	260	120	ug/Kg	1	11/28/19	WB	SW8270D
Pyrene	ND	260	130	ug/Kg	1	11/28/19	WB	SW8270D
Pyridine	ND	260	91	ug/Kg	1	11/28/19	WB	SW8270D
QA/QC Surrogates								
% 2,4,6-Tribromophenol	79			%	1	11/28/19	WB	30 - 130 %
% 2-Fluorobiphenyl	66			%	1	11/28/19	WB	30 - 130 %
% 2-Fluorophenol	60			%	1	11/28/19	WB	30 - 130 %
% Nitrobenzene-d5	64			%	1	11/28/19	WB	30 - 130 %
% Phenol-d5	71			%	1	11/28/19	WB	30 - 130 %
% Terphenyl-d14	70			%	1	11/28/19	WB	30 - 130 %
Non Target Semivolatile Compounds	Absent				1	12/02/19	WB	

Parameter	Result	RL/ PQL	LOD/ MDL	Units	Dilution	Date/Time	By	Reference

1 = This parameter is not certified by the primary accrediting authority (NY NELAC) for this matrix. NY NELAC does not offer certification for all parameters at this time.

RL/PQL=Reporting/Practical Quantitation Level (Equivalent to NELAC LOQ, Limit of Quantitation) ND=Not Detected BRL=Below Reporting Level L=Biased Low LOD=Limit of Detection MDL=Method Detection Limit1
QA/QC Surrogates: Surrogates are compounds (preceeded with a %) added by the lab to determine analysis efficiency. Surrogate results(%) listed in the report are not "detected" compounds.

Comments:

Per 1.4.6 of EPA method 8270D, 1,2-Diphenylhydrazine is unstable and readily converts to Azobenzene. Azobenzene is used for the calibration of 1,2-Diphenylhydrazine.

Please be advised that the NY 375 soil criteria for chromium are based on hexavalent chromium and trivalent chromium.

All soils, solids and sludges are reported on a dry weight basis unless otherwise noted in the sample comments.

If you are the client above and have any questions concerning this testing, please do not hesitate to contact Phoenix Client Services at ext.200.
The contents of this report cannot be discussed with anyone other than the client listed above without their written consent.

Phyllis Shiller, Laboratory Director
December 09, 2019
Reviewed and Released by: Ethan Lee, Project Manager

Environmental Laboratories, Inc.
587 East Middle Turnpike, P.O.Box 370, Manchester, CT 06045
Tel. (860) 645-1102 Fax (860) 645-0823

NY # 11301

Analysis Report

December 09, 2019

FOR: Attn: Mr. Rob Gray
NETC
PO Box 2167
Ballston Spa, NY 12020

Sample Information		Custody Information		Date	Time
Matrix:	SOIL	Collected by:		11/22/19	15:00
Location Code:	NETC	Received by:	B	11/25/19	16:54
Rush Request:	72 Hour	Analyzed by:	see "By" below		
P.O.#:	15.0918304				

Laboratory Data

SDG ID: GCE67556
Phoenix ID: CE67557

Project ID: 125 BATH STREET
Client ID: GRAB-2

Parameter	Result	RL/ PQL	LOD/ MDL	Units	Dilution	Date/Time	By	Reference	
Percent Solid	95			%		11/25/19	VT	SW846-%Solid	
Volatiles									
1,1,1,2-Tetrachloroethane	ND	4.9	0.99	ug/Kg	1	11/26/19	PS	SW8260C	
1,1,1-Trichloroethane	ND	4.9	0.49	ug/Kg	1	11/26/19	PS	SW8260C	
1,1,2,2-Tetrachloroethane	ND	4.9	0.99	ug/Kg	1	11/26/19	PS	SW8260C	
1,1,2-Trichloroethane	ND	4.9	0.99	ug/Kg	1	11/26/19	PS	SW8260C	
1,1-Dichloroethane	ND	4.9	0.99	ug/Kg	1	11/26/19	PS	SW8260C	
1,1-Dichloroethene	ND	4.9	0.49	ug/Kg	1	11/26/19	PS	SW8260C	
1,1-Dichloropropene	ND	4.9	0.49	ug/Kg	1	11/26/19	PS	SW8260C	
1,2,3-Trichlorobenzene	ND	4.9	0.99	ug/Kg	1	11/26/19	PS	SW8260C	
1,2,3-Trichloropropane	ND	4.9	0.49	ug/Kg	1	11/26/19	PS	SW8260C	
1,2,4-Trichlorobenzene	ND	4.9	0.99	ug/Kg	1	11/26/19	PS	SW8260C	
1,2,4-Trimethylbenzene	ND	4.9	0.49	ug/Kg	1	11/26/19	PS	SW8260C	
1,2-Dibromo-3-chloropropane	ND	4.9	0.99	ug/Kg	1	11/26/19	PS	SW8260C	
1,2-Dibromoethane	ND	4.9	0.49	ug/Kg	1	11/26/19	PS	SW8260C	
1,2-Dichlorobenzene	ND	4.9	0.49	ug/Kg	1	11/26/19	PS	SW8260C	
1,2-Dichloroethane	ND	4.9	0.49	ug/Kg	1	11/26/19	PS	SW8260C	
1,2-Dichloropropane	ND	4.9	0.99	ug/Kg	1	11/26/19	PS	SW8260C	
1,3,5-Trimethylbenzene	ND	4.9	0.49	ug/Kg	1	11/26/19	PS	SW8260C	
1,3-Dichlorobenzene	ND	4.9	0.49	ug/Kg	1	11/26/19	PS	SW8260C	
1,3-Dichloropropane	ND	4.9	0.99	ug/Kg	1	11/26/19	PS	SW8260C	
1,4-Dichlorobenzene	ND	4.9	0.49	ug/Kg	1	11/26/19	PS	SW8260C	
2,2-Dichloropropane	ND	4.9	0.49	ug/Kg	1	11/26/19	PS	SW8260C	
2-Chlorotoluene	ND	4.9	0.99	ug/Kg	1	11/26/19	PS	SW8260C	
2-Hexanone	ND	25	4.9	ug/Kg	1	11/26/19	PS	SW8260C	
2-Isopropyltoluene	ND	4.9	0.49	ug/Kg	1	11/26/19	PS	SW8260C	1
4-Chlorotoluene	ND	4.9	0.49	ug/Kg	1	11/26/19	PS	SW8260C	

Project ID: 125 BATH STREET
Client ID: GRAB-2

Phoenix I.D.: CE67557

Parameter	Result		RL/ PQL	LOD/ MDL	Units	Dilution	Date/Time	By	Reference	
4-Methyl-2-pentanone	ND		25	4.9	ug/Kg	1	11/26/19	PS	SW8260C	
Acetone	26	S	25	4.9	ug/Kg	1	11/26/19	PS	SW8260C	
Acrylonitrile	ND		9.9	0.99	ug/Kg	1	11/26/19	PS	SW8260C	
Benzene	ND		4.9	0.49	ug/Kg	1	11/26/19	PS	SW8260C	
Bromobenzene	ND		4.9	0.49	ug/Kg	1	11/26/19	PS	SW8260C	
Bromochloromethane	ND		4.9	0.49	ug/Kg	1	11/26/19	PS	SW8260C	
Bromodichloromethane	ND		4.9	0.99	ug/Kg	1	11/26/19	PS	SW8260C	
Bromoform	ND		4.9	0.99	ug/Kg	1	11/26/19	PS	SW8260C	
Bromomethane	ND		4.9	2.0	ug/Kg	1	11/26/19	PS	SW8260C	
Carbon Disulfide	ND		4.9	0.99	ug/Kg	1	11/26/19	PS	SW8260C	
Carbon tetrachloride	ND		4.9	0.99	ug/Kg	1	11/26/19	PS	SW8260C	
Chlorobenzene	ND		4.9	0.49	ug/Kg	1	11/26/19	PS	SW8260C	
Chloroethane	ND		4.9	0.49	ug/Kg	1	11/26/19	PS	SW8260C	
Chloroform	ND		4.9	0.49	ug/Kg	1	11/26/19	PS	SW8260C	
Chloromethane	ND		4.9	0.99	ug/Kg	1	11/26/19	PS	SW8260C	
cis-1,2-Dichloroethene	ND		4.9	0.49	ug/Kg	1	11/26/19	PS	SW8260C	
cis-1,3-Dichloropropene	ND		4.9	0.49	ug/Kg	1	11/26/19	PS	SW8260C	
Dibromochloromethane	ND		4.9	0.99	ug/Kg	1	11/26/19	PS	SW8260C	
Dibromomethane	ND		4.9	0.99	ug/Kg	1	11/26/19	PS	SW8260C	
Dichlorodifluoromethane	ND		4.9	0.49	ug/Kg	1	11/26/19	PS	SW8260C	
Ethylbenzene	ND		4.9	0.49	ug/Kg	1	11/26/19	PS	SW8260C	
Hexachlorobutadiene	ND		4.9	0.49	ug/Kg	1	11/26/19	PS	SW8260C	
Isopropylbenzene	ND		4.9	0.49	ug/Kg	1	11/26/19	PS	SW8260C	
m&p-Xylene	ND		4.9	0.99	ug/Kg	1	11/26/19	PS	SW8260C	
Methyl Ethyl Ketone	ND		30	4.9	ug/Kg	1	11/26/19	PS	SW8260C	
Methyl t-butyl ether (MTBE)	ND		9.9	0.99	ug/Kg	1	11/26/19	PS	SW8260C	
Methylene chloride	ND		4.9	4.9	ug/Kg	1	11/26/19	PS	SW8260C	
Naphthalene	ND		4.9	0.99	ug/Kg	1	11/26/19	PS	SW8260C	
n-Butylbenzene	ND		4.9	0.49	ug/Kg	1	11/26/19	PS	SW8260C	
n-Propylbenzene	ND		4.9	0.99	ug/Kg	1	11/26/19	PS	SW8260C	
o-Xylene	ND		4.9	0.99	ug/Kg	1	11/26/19	PS	SW8260C	
p-Isopropyltoluene	ND		4.9	0.49	ug/Kg	1	11/26/19	PS	SW8260C	
sec-Butylbenzene	ND		4.9	0.49	ug/Kg	1	11/26/19	PS	SW8260C	
Styrene	ND		4.9	0.49	ug/Kg	1	11/26/19	PS	SW8260C	
tert-Butylbenzene	ND		4.9	0.49	ug/Kg	1	11/26/19	PS	SW8260C	
Tetrachloroethene	ND		4.9	0.99	ug/Kg	1	11/26/19	PS	SW8260C	
Tetrahydrofuran (THF)	ND		9.9	2.5	ug/Kg	1	11/26/19	PS	SW8260C	1
Toluene	ND		4.9	0.49	ug/Kg	1	11/26/19	PS	SW8260C	
trans-1,2-Dichloroethene	ND		4.9	0.49	ug/Kg	1	11/26/19	PS	SW8260C	
trans-1,3-Dichloropropene	ND		4.9	0.49	ug/Kg	1	11/26/19	PS	SW8260C	
trans-1,4-dichloro-2-butene	ND		9.9	2.5	ug/Kg	1	11/26/19	PS	SW8260C	
Trichloroethene	ND		4.9	0.49	ug/Kg	1	11/26/19	PS	SW8260C	
Trichlorofluoromethane	ND		4.9	0.99	ug/Kg	1	11/26/19	PS	SW8260C	
Trichlorotrifluoroethane	ND		4.9	0.49	ug/Kg	1	11/26/19	PS	SW8260C	
Vinyl chloride	ND		4.9	0.49	ug/Kg	1	11/26/19	PS	SW8260C	
QA/QC Surrogates										
% 1,2-dichlorobenzene-d4	104				%	1	11/26/19	PS	70 - 130 %	
% Bromofluorobenzene	101				%	1	11/26/19	PS	70 - 130 %	
% Dibromofluoromethane	96				%	1	11/26/19	PS	70 - 130 %	

Project ID: 125 BATH STREET
Client ID: GRAB-2

Phoenix I.D.: CE67557

Parameter	Result	RL/ PQL	LOD/ MDL	Units	Dilution	Date/Time	By	Reference	
% Toluene-d8	97			%	1	11/26/19	PS	70 - 130 %	
Non Target Volatile Compounds	Absent				1	11/27/19	JLI		
Client MS/MSD	Completed					11/27/19			
Field Extraction	Completed					11/22/19		SW5035A	1

1 = This parameter is not certified by the primary accrediting authority (NY NELAC) for this matrix. NY NELAC does not offer certification for all parameters at this time.

RL/PQL=Reporting/Practical Quantitation Level (Equivalent to NELAC LOQ, Limit of Quantitation) ND=Not Detected BRL=Below Reporting Level L=Biased Low LOD=Limit of Detection MDL=Method Detection Limit1
QA/QC Surrogates: Surrogates are compounds (preceeded with a %) added by the lab to determine analysis efficiency. Surrogate results(%) listed in the report are not "detected" compounds.

Comments:

Volatile Comment:
Poor IS recoveries were observed for the first low level volatiles due to dirt in the threads of the vial preventing the sample from purging. Both low level runs are reported in order to provide the client requested MS/MSD.

All soils, solids and sludges are reported on a dry weight basis unless otherwise noted in the sample comments.

S - Laboratory solvent, contamination is possible.

If you are the client above and have any questions concerning this testing, please do not hesitate to contact Phoenix Client Services at ext.200.
The contents of this report cannot be discussed with anyone other than the client listed above without their written consent.

Phyllis Shiller, Laboratory Director
December 09, 2019
Reviewed and Released by: Ethan Lee, Project Manager

Environmental Laboratories, Inc.
587 East Middle Turnpike, P.O.Box 370, Manchester, CT 06045
Tel. (860) 645-1102 Fax (860) 645-0823

NY # 11301

QA/QC Report

December 09, 2019

QA/QC Data

SDG I.D.: GCE67556

Parameter	Blank	Blk RL	Sample Result	Dup Result	Dup RPD	LCS %	LCSD %	LCS RPD	MS %	MSD %	MS RPD	% Rec Limits	% RPD Limits	
QA/QC Batch 507887 (mg/kg), QC Sample No: CE67556 2X (CE67556)														
Mercury - Soil	BRL	0.02	<0.03	<0.03	NC	98.2	96.4	1.8	95.9	87.3	9.4	75 - 125	30	
QA/QC Batch 507862 (mg/kg), QC Sample No: CE67556 (CE67556)														
ICP Metals - Soil														
Aluminum	BRL	5.0	6960	7070	1.60	106	105	0.9	NC	NC	NC	80 - 120	30	
Antimony	BRL	3.3	<3.5	<3.6	NC	95.3	93.7	1.7	90.1	91.9	2.0	70 - 130	30	
Arsenic	BRL	0.67	2.57	1.97	NC	106	105	0.9	97.0	95.0	2.1	80 - 120	30	
Barium	BRL	0.33	32.3	28.3	13.2	87.6	82.6	5.9	112	105	6.5	80 - 120	30	
Beryllium	BRL	0.27	0.37	0.38	NC	98.8	97.7	1.1	99.9	97.6	2.3	80 - 120	30	
Cadmium	BRL	0.33	0.53	0.49	NC	89.0	85.6	3.9	98.1	95.4	2.8	80 - 120	30	
Calcium	BRL	5.0	1200	1500	22.2	101	101	0.0	NC	NC	NC	80 - 120	30	
Chromium	BRL	0.33	8.18	7.65	6.70	108	108	0.0	102	98.5	3.5	80 - 120	30	
Cobalt	BRL	0.33	5.24	4.73	10.2	102	100	2.0	100	97.6	2.4	80 - 120	30	
Copper	BRL	0.67	12.0	10.7	11.5	99.6	98.9	0.7	99.1	95.1	4.1	80 - 120	30	
Iron	BRL	5.0	14100	12000	16.1	109	118	7.9	NC	NC	NC	80 - 120	30	
Lead	BRL	0.33	4.4	3.81	14.4	99.5	102	2.5	96.1	92.8	3.5	80 - 120	30	
Magnesium	BRL	5.0	2180	1940	11.7	105	106	0.9	NC	NC	NC	80 - 120	30	
Manganese	BRL	0.33	295	229	25.2	99.9	100	0.1	79.6	103	25.6	80 - 120	30	
Nickel	BRL	0.33	10.4	9.25	11.7	100	98.2	1.8	99.0	94.8	4.3	80 - 120	30	
Potassium	BRL	5.0	797 N	735	8.10	110	108	1.8	>130	>130	NC	80 - 120	30	m
Selenium	BRL	1.3	<1.4	<1.5	NC	101	99.6	1.4	94.9	93.5	1.5	80 - 120	30	
Silver	BRL	0.33	<0.35	<0.36	NC	103	104	1.0	99.8	97.7	2.1	70 - 130	30	
Sodium	BRL	5.0	35	34.0	2.90	101	96.5	4.6	117	113	3.5	80 - 120	30	
Thallium	BRL	3.0	<1.4	<3.3	NC	103	101	2.0	96.3	95.1	1.3	80 - 120	30	
Vanadium	BRL	0.33	14.9	14.2	4.80	103	105	1.9	102	98.4	3.6	80 - 120	30	
Zinc	BRL	0.67	30.4	26.4	14.1	101	101	0.0	99.9	99.5	0.4	80 - 120	30	

m = This parameter is outside laboratory MS/MSD specified recovery limits.

Environmental Laboratories, Inc.
587 East Middle Turnpike, P.O.Box 370, Manchester, CT 06045
Tel. (860) 645-1102 Fax (860) 645-0823

ACCREDITED IN ACCORDANCE WITH nelac NY # 11301

QA/QC Report

December 09, 2019

QA/QC Data

SDG I.D.: GCE67556

Parameter	Blank	Blk RL	LCS %	LCSD %	LCS RPD	MS %	MSD %	MS RPD	% Rec Limits	% RPD Limits
QA/QC Batch 507990 (ug/Kg), QC Sample No: CE67556 10X (CE67556)										
Chlorinated Herbicides - Soil										
2,4,5-T	ND	83	93	80	15.0	86	77	11.0	40 - 140	30
2,4,5-TP (Silvex)	ND	83	98	87	11.9	91	84	8.0	40 - 140	30
2,4-D	ND	170	103	96	7.0	102	94	8.2	40 - 140	30
2,4-DB	ND	1700	100	88	12.8	95	86	9.9	40 - 140	30
Dalapon	ND	83	86	77	11.0	37	40	7.8	40 - 140	30
Dicamba	ND	83	103	92	11.3	92	88	4.4	40 - 140	30
Dichloroprop	ND	83	113	101	11.2	105	98	6.9	40 - 140	30
Dinoseb	ND	83	91	85	6.8	94	85	10.1	40 - 140	30
% DCAA (Surrogate Rec)	63	%	78	70	10.8	72	66	8.7	30 - 150	30
% DCAA (Surrogate Rec) (Confirm	59	%	81	73	10.4	74	67	9.9	30 - 150	30
QA/QC Batch 507971 (ug/Kg), QC Sample No: CE67556 2X (CE67556)										
Polychlorinated Biphenyls - Soil										
PCB-1016	ND	33	86	93	7.8	81	81	0.0	40 - 140	30
PCB-1221	ND	33							40 - 140	30
PCB-1232	ND	33							40 - 140	30
PCB-1242	ND	33							40 - 140	30
PCB-1248	ND	33							40 - 140	30
PCB-1254	ND	33							40 - 140	30
PCB-1260	ND	33	89	89	0.0	80	81	1.2	40 - 140	30
PCB-1262	ND	33							40 - 140	30
PCB-1268	ND	33							40 - 140	30
% DCBP (Surrogate Rec)	79	%	90	92	2.2	81	83	2.4	30 - 150	30
% DCBP (Surrogate Rec) (Confirm	79	%	86	88	2.3	80	79	1.3	30 - 150	30
% TCMX (Surrogate Rec)	75	%	83	85	2.4	70	69	1.4	30 - 150	30
% TCMX (Surrogate Rec) (Confirm	76	%	85	85	0.0	70	69	1.4	30 - 150	30
QA/QC Batch 507974 (ug/Kg), QC Sample No: CE67556 2X (CE67556)										
Pesticides - Soil										
4,4' -DDD	ND	1.7	70	70	0.0	46	52	12.2	40 - 140	30
4,4' -DDE	ND	1.7	65	66	1.5	45	48	6.5	40 - 140	30
4,4' -DDT	ND	1.7	73	71	2.8	48	52	8.0	40 - 140	30
a-BHC	ND	1.0	70	67	4.4	47	49	4.2	40 - 140	30
a-Chlordane	ND	3.3	70	67	4.4	48	51	6.1	40 - 140	30
Aldrin	ND	1.0	67	64	4.6	47	48	2.1	40 - 140	30
b-BHC	ND	1.0	93	94	1.1	65	65	0.0	40 - 140	30
Chlordane	ND	33	71	68	4.3	49	51	4.0	40 - 140	30
d-BHC	ND	3.3	69	64	7.5	47	48	2.1	40 - 140	30
Dieldrin	ND	1.0	70	68	2.9	47	50	6.2	40 - 140	30
Endosulfan I	ND	3.3	76	70	8.2	50	53	5.8	40 - 140	30
Endosulfan II	ND	3.3	94	92	2.2	65	69	6.0	40 - 140	30
Endosulfan sulfate	ND	3.3	93	90	3.3	61	67	9.4	40 - 140	30

Parameter	Blank	Blk RL	LCS %	LCSD %	LCS RPD	MS %	MSD %	MS RPD	% Rec Limits	% RPD Limits	
Endrin	ND	3.3	71	69	2.9	48	51	6.1	40 - 140	30	
Endrin aldehyde	ND	3.3	89	91	2.2	59	65	9.7	40 - 140	30	
Endrin ketone	ND	3.3	84	82	2.4	54	59	8.8	40 - 140	30	
g-BHC	ND	1.0	69	66	4.4	48	49	2.1	40 - 140	30	
g-Chlordane	ND	3.3	71	68	4.3	49	51	4.0	40 - 140	30	
Heptachlor	ND	3.3	72	68	5.7	49	51	4.0	40 - 140	30	
Heptachlor epoxide	ND	3.3	71	68	4.3	49	51	4.0	40 - 140	30	
Methoxychlor	ND	3.3	90	85	5.7	57	64	11.6	40 - 140	30	
Toxaphene	ND	130	NA	NA	NC	NA	NA	NC	40 - 140	30	
% DCBP	101	%	89	87	2.3	63	67	6.2	30 - 150	30	
% DCBP (Confirmation)	86	%	77	77	0.0	53	58	9.0	30 - 150	30	
% TCMX	75	%	74	69	7.0	54	54	0.0	30 - 150	30	
% TCMX (Confirmation)	68	%	66	64	3.1	51	50	2.0	30 - 150	30	

QA/QC Batch 508180 (ug/kg), QC Sample No: CE67556 (CE67556)

Semivolatiles - Soil

1,2,4,5-Tetrachlorobenzene	ND	230	57	58	1.7	64	58	9.8	30 - 130	30	
1,2,4-Trichlorobenzene	ND	230	58	59	1.7	65	60	8.0	30 - 130	30	
1,2-Dichlorobenzene	ND	180	51	52	1.9	58	54	7.1	30 - 130	30	
1,2-Diphenylhydrazine	ND	230	70	69	1.4	77	70	9.5	30 - 130	30	
1,3-Dichlorobenzene	ND	230	48	49	2.1	54	52	3.8	30 - 130	30	
1,4-Dichlorobenzene	ND	230	50	50	0.0	55	53	3.7	30 - 130	30	
2,4,5-Trichlorophenol	ND	230	71	71	0.0	78	70	10.8	30 - 130	30	
2,4,6-Trichlorophenol	ND	130	70	70	0.0	78	69	12.2	30 - 130	30	
2,4-Dichlorophenol	ND	130	71	72	1.4	82	73	11.6	30 - 130	30	
2,4-Dimethylphenol	ND	230	75	76	1.3	84	73	14.0	30 - 130	30	
2,4-Dinitrophenol	ND	230	63	62	1.6	64	38	51.0	30 - 130	30	r
2,4-Dinitrotoluene	ND	130	77	76	1.3	89	78	13.2	30 - 130	30	
2,6-Dinitrotoluene	ND	130	72	74	2.7	85	75	12.5	30 - 130	30	
2-Chloronaphthalene	ND	230	63	64	1.6	70	64	9.0	30 - 130	30	
2-Chlorophenol	ND	230	65	65	0.0	76	66	14.1	30 - 130	30	
2-Methylnaphthalene	ND	230	63	64	1.6	71	63	11.9	30 - 130	30	
2-Methylphenol (o-cresol)	ND	230	73	71	2.8	85	74	13.8	30 - 130	30	
2-Nitroaniline	ND	330	77	76	1.3	91	82	10.4	30 - 130	30	
2-Nitrophenol	ND	230	67	68	1.5	77	68	12.4	30 - 130	30	
3&4-Methylphenol (m&p-cresol)	ND	230	71	71	0.0	83	72	14.2	30 - 130	30	
3,3'-Dichlorobenzidine	ND	130	73	78	6.6	101	76	28.2	30 - 130	30	
3-Nitroaniline	ND	330	78	80	2.5	95	83	13.5	30 - 130	30	
4,6-Dinitro-2-methylphenol	ND	230	73	70	4.2	79	61	25.7	30 - 130	30	
4-Bromophenyl phenyl ether	ND	230	71	73	2.8	79	71	10.7	30 - 130	30	
4-Chloro-3-methylphenol	ND	230	78	77	1.3	89	79	11.9	30 - 130	30	
4-Chloroaniline	ND	230	63	67	6.2	83	73	12.8	30 - 130	30	
4-Chlorophenyl phenyl ether	ND	230	66	65	1.5	74	66	11.4	30 - 130	30	
4-Nitroaniline	ND	230	79	76	3.9	86	78	9.8	30 - 130	30	
4-Nitrophenol	ND	230	81	77	5.1	90	76	16.9	30 - 130	30	
Acenaphthene	ND	230	65	66	1.5	73	67	8.6	30 - 130	30	
Acenaphthylene	ND	130	64	63	1.6	70	65	7.4	30 - 130	30	
Acetophenone	ND	230	56	56	0.0	66	57	14.6	30 - 130	30	
Aniline	ND	330	50	50	0.0	54	53	1.9	30 - 130	30	
Anthracene	ND	230	71	70	1.4	75	71	5.5	30 - 130	30	
Benz(a)anthracene	ND	230	71	71	0.0	79	71	10.7	30 - 130	30	
Benzidine	ND	330	<10	<10	NC	44	14	103.4	30 - 130	30	l,m,r
Benzo(a)pyrene	ND	130	70	69	1.4	78	70	10.8	30 - 130	30	

Parameter	Blank	Blk RL	LCS %	LCSD %	LCS RPD	MS %	MSD %	MS RPD	% Rec Limits	% RPD Limits	
Benzo(b)fluoranthene	ND	160	68	66	3.0	75	66	12.8	30 - 130	30	
Benzo(ghi)perylene	ND	230	64	63	1.6	66	63	4.7	30 - 130	30	
Benzo(k)fluoranthene	ND	230	68	67	1.5	72	63	13.3	30 - 130	30	
Benzoic Acid	ND	330	64	60	6.5	49	34	36.1	30 - 130	30	r
Benzyl butyl phthalate	ND	230	79	79	0.0	87	77	12.2	30 - 130	30	
Bis(2-chloroethoxy)methane	ND	230	67	67	0.0	76	67	12.6	30 - 130	30	
Bis(2-chloroethyl)ether	ND	130	55	55	0.0	62	58	6.7	30 - 130	30	
Bis(2-chloroisopropyl)ether	ND	230	59	59	0.0	68	61	10.9	30 - 130	30	
Bis(2-ethylhexyl)phthalate	ND	230	76	77	1.3	87	76	13.5	30 - 130	30	
Carbazole	ND	230	74	73	1.4	81	75	7.7	30 - 130	30	
Chrysene	ND	230	70	70	0.0	77	70	9.5	30 - 130	30	
Dibenz(a,h)anthracene	ND	130	73	71	2.8	75	71	5.5	30 - 130	30	
Dibenzofuran	ND	230	66	65	1.5	73	66	10.1	30 - 130	30	
Diethyl phthalate	ND	230	68	67	1.5	76	70	8.2	30 - 130	30	
Dimethylphthalate	ND	230	67	67	0.0	76	68	11.1	30 - 130	30	
Di-n-butylphthalate	ND	670	75	73	2.7	79	76	3.9	30 - 130	30	
Di-n-octylphthalate	ND	230	71	72	1.4	79	71	10.7	30 - 130	30	
Fluoranthene	ND	230	70	69	1.4	76	70	8.2	30 - 130	30	
Fluorene	ND	230	68	67	1.5	75	67	11.3	30 - 130	30	
Hexachlorobenzene	ND	130	67	69	2.9	76	68	11.1	30 - 130	30	
Hexachlorobutadiene	ND	230	54	56	3.6	60	56	6.9	30 - 130	30	
Hexachlorocyclopentadiene	ND	230	35	29	18.8	27	27	0.0	30 - 130	30	l,m
Hexachloroethane	ND	130	49	50	2.0	53	52	1.9	30 - 130	30	
Indeno(1,2,3-cd)pyrene	ND	230	71	70	1.4	76	74	2.7	30 - 130	30	
Isophorone	ND	130	62	63	1.6	70	63	10.5	30 - 130	30	
Naphthalene	ND	230	60	61	1.7	68	61	10.9	30 - 130	30	
Nitrobenzene	ND	130	62	62	0.0	74	64	14.5	30 - 130	30	
N-Nitrosodimethylamine	ND	230	47	49	4.2	59	50	16.5	30 - 130	30	
N-Nitrosodi-n-propylamine	ND	130	67	66	1.5	77	67	13.9	30 - 130	30	
N-Nitrosodiphenylamine	ND	130	67	65	3.0	75	67	11.3	30 - 130	30	
Pentachloronitrobenzene	ND	230	64	65	1.6	72	65	10.2	30 - 130	30	
Pentachlorophenol	ND	230	73	70	4.2	85	67	23.7	30 - 130	30	
Phenanthrene	ND	130	69	69	0.0	74	69	7.0	30 - 130	30	
Phenol	ND	230	74	72	2.7	88	77	13.3	30 - 130	30	
Pyrene	ND	230	71	69	2.9	77	71	8.1	30 - 130	30	
Pyridine	ND	230	31	32	3.2	37	34	8.5	30 - 130	30	
% 2,4,6-Tribromophenol	44	%	72	74	2.7	81	68	17.4	30 - 130	30	
% 2-Fluorobiphenyl	53	%	58	59	1.7	65	56	14.9	30 - 130	30	
% 2-Fluorophenol	48	%	60	59	1.7	69	56	20.8	30 - 130	30	
% Nitrobenzene-d5	51	%	60	60	0.0	70	58	18.8	30 - 130	30	
% Phenol-d5	57	%	67	67	0.0	78	64	19.7	30 - 130	30	
% Terphenyl-d14	63	%	62	61	1.6	69	58	17.3	30 - 130	30	

Comment:

Additional 8270 criteria: Four of the compounds can be outside of acceptance criteria as long as recovery is at least 10%. (Acid surrogates acceptance range for aqueous samples: 10-110%, for soils 30-130%)

QA/QC Batch 508143 (ug/kg), QC Sample No: CE67557 (CE67557)

Volatiles - Soil (Low Level)

1,1,1,2-Tetrachloroethane	ND	5.0	100	103	3.0	98	102	4.0	70 - 130	30
1,1,1-Trichloroethane	ND	5.0	98	104	5.9	104	107	2.8	70 - 130	30
1,1,2,2-Tetrachloroethane	ND	3.0	97	101	4.0	105	94	11.1	70 - 130	30
1,1,2-Trichloroethane	ND	5.0	97	99	2.0	99	95	4.1	70 - 130	30
1,1-Dichloroethane	ND	5.0	94	98	4.2	98	100	2.0	70 - 130	30

QA/QC Data

SDG I.D.: GCE67556

Parameter	Blank	Blk RL	LCS %	LCSD %	LCS RPD	MS %	MSD %	MS RPD	% Rec Limits	% RPD Limits	
1,1-Dichloroethene	ND	5.0	120	124	3.3	116	123	5.9	70 - 130	30	
1,1-Dichloropropene	ND	5.0	96	100	4.1	97	97	0.0	70 - 130	30	
1,2,3-Trichlorobenzene	ND	5.0	93	99	6.3	77	71	8.1	70 - 130	30	
1,2,3-Trichloropropane	ND	5.0	94	99	5.2	103	91	12.4	70 - 130	30	
1,2,4-Trichlorobenzene	ND	5.0	95	100	5.1	76	71	6.8	70 - 130	30	
1,2,4-Trimethylbenzene	ND	1.0	89	94	5.5	87	87	0.0	70 - 130	30	
1,2-Dibromo-3-chloropropane	ND	5.0	94	99	5.2	101	81	22.0	70 - 130	30	
1,2-Dibromoethane	ND	5.0	95	97	2.1	92	86	6.7	70 - 130	30	
1,2-Dichlorobenzene	ND	5.0	95	99	4.1	84	82	2.4	70 - 130	30	
1,2-Dichloroethane	ND	5.0	104	107	2.8	104	102	1.9	70 - 130	30	
1,2-Dichloropropane	ND	5.0	96	100	4.1	98	99	1.0	70 - 130	30	
1,3,5-Trimethylbenzene	ND	1.0	89	95	6.5	92	93	1.1	70 - 130	30	
1,3-Dichlorobenzene	ND	5.0	94	96	2.1	81	80	1.2	70 - 130	30	
1,3-Dichloropropane	ND	5.0	95	97	2.1	93	89	4.4	70 - 130	30	
1,4-Dichlorobenzene	ND	5.0	94	97	3.1	79	79	0.0	70 - 130	30	
2,2-Dichloropropane	ND	5.0	103	108	4.7	108	105	2.8	70 - 130	30	
2-Chlorotoluene	ND	5.0	93	97	4.2	89	89	0.0	70 - 130	30	
2-Hexanone	ND	25	87	91	4.5	92	77	17.8	70 - 130	30	
2-Isopropyltoluene	ND	5.0	86	95	9.9	94	95	1.1	70 - 130	30	
4-Chlorotoluene	ND	5.0	90	94	4.3	82	83	1.2	70 - 130	30	
4-Methyl-2-pentanone	ND	25	96	100	4.1	109	95	13.7	70 - 130	30	
Acetone	ND	10	102	116	12.8	168	54	102.7	70 - 130	30	m,r
Acrylonitrile	ND	5.0	87	91	4.5	106	84	23.2	70 - 130	30	
Benzene	ND	1.0	96	99	3.1	97	98	1.0	70 - 130	30	
Bromobenzene	ND	5.0	96	100	4.1	85	85	0.0	70 - 130	30	
Bromochloromethane	ND	5.0	99	100	1.0	100	98	2.0	70 - 130	30	
Bromodichloromethane	ND	5.0	108	111	2.7	104	107	2.8	70 - 130	30	
Bromoform	ND	5.0	103	107	3.8	96	94	2.1	70 - 130	30	
Bromomethane	ND	5.0	116	122	5.0	105	133	23.5	70 - 130	30	m
Carbon Disulfide	ND	5.0	122	126	3.2	108	119	9.7	70 - 130	30	
Carbon tetrachloride	ND	5.0	102	108	5.7	104	107	2.8	70 - 130	30	
Chlorobenzene	ND	5.0	97	99	2.0	89	90	1.1	70 - 130	30	
Chloroethane	ND	5.0	127	130	2.3	66	131	66.0	70 - 130	30	m,r
Chloroform	ND	5.0	98	102	4.0	102	103	1.0	70 - 130	30	
Chloromethane	ND	5.0	104	108	3.8	107	108	0.9	70 - 130	30	
cis-1,2-Dichloroethene	ND	5.0	91	99	8.4	96	93	3.2	70 - 130	30	
cis-1,3-Dichloropropene	ND	5.0	101	104	2.9	92	91	1.1	70 - 130	30	
Dibromochloromethane	ND	3.0	105	107	1.9	98	99	1.0	70 - 130	30	
Dibromomethane	ND	5.0	101	103	2.0	101	98	3.0	70 - 130	30	
Dichlorodifluoromethane	ND	5.0	107	131	20.2	125	131	4.7	70 - 130	30	l,m
Ethylbenzene	ND	1.0	94	98	4.2	93	95	2.1	70 - 130	30	
Hexachlorobutadiene	ND	5.0	82	98	17.8	93	98	5.2	70 - 130	30	
Isopropylbenzene	ND	1.0	88	94	6.6	93	94	1.1	70 - 130	30	
m&p-Xylene	ND	2.0	93	95	2.1	89	90	1.1	70 - 130	30	
Methyl ethyl ketone	ND	5.0	93	97	4.2	112	86	26.3	70 - 130	30	
Methyl t-butyl ether (MTBE)	ND	1.0	94	97	3.1	100	99	1.0	70 - 130	30	
Methylene chloride	ND	5.0	115	121	5.1	113	115	1.8	70 - 130	30	
Naphthalene	ND	5.0	93	98	5.2	82	69	17.2	70 - 130	30	m
n-Butylbenzene	ND	1.0	90	101	11.5	95	95	0.0	70 - 130	30	
n-Propylbenzene	ND	1.0	90	96	6.5	91	92	1.1	70 - 130	30	
o-Xylene	ND	2.0	95	97	2.1	91	93	2.2	70 - 130	30	
p-Isopropyltoluene	ND	1.0	87	97	10.9	94	94	0.0	70 - 130	30	
sec-Butylbenzene	ND	1.0	90	100	10.5	100	100	0.0	70 - 130	30	

QA/QC Data

SDG I.D.: GCE67556

Parameter	Blank	Blk RL	LCS %	LCSD %	LCS RPD	MS %	MSD %	MS RPD	% Rec Limits	% RPD Limits	
Styrene	ND	5.0	95	97	2.1	84	85	1.2	70 - 130	30	
tert-Butylbenzene	ND	1.0	86	95	9.9	95	97	2.1	70 - 130	30	
Tetrachloroethene	ND	5.0	98	102	4.0	96	100	4.1	70 - 130	30	
Tetrahydrofuran (THF)	ND	5.0	88	92	4.4	108	89	19.3	70 - 130	30	
Toluene	ND	1.0	97	101	4.0	95	96	1.0	70 - 130	30	
trans-1,2-Dichloroethene	ND	5.0	106	109	2.8	104	112	7.4	70 - 130	30	
trans-1,3-Dichloropropene	ND	5.0	104	108	3.8	92	89	3.3	70 - 130	30	
trans-1,4-dichloro-2-butene	ND	5.0	100	104	3.9	92	78	16.5	70 - 130	30	
Trichloroethene	ND	5.0	97	101	4.0	95	98	3.1	70 - 130	30	
Trichlorofluoromethane	ND	5.0	117	126	7.4	62	128	69.5	70 - 130	30	m,r
Trichlorotrifluoroethane	ND	5.0	105	123	15.8	118	127	7.3	70 - 130	30	
Vinyl chloride	ND	5.0	109	115	5.4	111	115	3.5	70 - 130	30	
% 1,2-dichlorobenzene-d4	96	%	101	102	1.0	103	100	3.0	70 - 130	30	
% Bromofluorobenzene	99	%	101	100	1.0	100	100	0.0	70 - 130	30	
% Dibromofluoromethane	99	%	98	98	0.0	99	98	1.0	70 - 130	30	
% Toluene-d8	96	%	101	101	0.0	101	102	1.0	70 - 130	30	

l = This parameter is outside laboratory LCS/LCSD specified recovery limits.
m = This parameter is outside laboratory MS/MSD specified recovery limits.
r = This parameter is outside laboratory RPD specified recovery limits.

If there are any questions regarding this data, please call Phoenix Client Services at extension 200.

RPD - Relative Percent Difference
LCS - Laboratory Control Sample
LCSD - Laboratory Control Sample Duplicate
MS - Matrix Spike
MS Dup - Matrix Spike Duplicate
NC - No Criteria
Intf - Interference

Phyllis Shiller, Laboratory Director
December 09, 2019

Sample Criteria Exceedances Report

GCE67556 - NETC

Criteria: NY: 375RRS

State: NY

SampNo	Acode	Phoenix Analyte	Criteria	Result	RL	Criteria	RL Criteria	Analysis Units

*** No Data to Display ***

Phoenix Laboratories does not assume responsibility for the data contained in this exceedance report. It is provided as an additional tool to identify requested criteria exceedences. All efforts are made to ensure the accuracy of the data (obtained from appropriate agencies). A lack of exceedence information does not necessarily suggest conformance to the criteria. It is ultimately the site professional's responsibility to determine appropriate compliance.

Environmental Laboratories, Inc.
587 East Middle Turnpike, P.O.Box 370, Manchester, CT 06045
Tel. (860) 645-1102 Fax (860) 645-0823

NY Temperature Narration

December 09, 2019

SDG I.D.: GCE67556

The samples in this delivery group were received at 2.1°C.
(Note acceptance criteria for relevant matrices is above freezing up to 6°C)

Cooler: Yes [X] No [ ]
Coolant: IPK [X] ICE [ ] No [ ]
Temp 2.1 °C Pg of

PHOENIX Environmental Laboratories, Inc.

NY/NJ CHAIN OF CUSTODY RECORD

587 East Middle Turnpike, P.O. Box 370, Manchester, CT 06040
Email: info@phoenixlabs.com Fax (860) 645-0823
Client Services (860) 645-8726

Contact Options:
- [ ] Fax:
- [ ] Phone:
- [■] Email: robnetc@nycap.rr.com

Customer: NETC
Address: PO Box 2167
Ballston Spa, New York

Project: 125 Bath Street
Report to: Rob Gray
Invoice to: NETC
QUOTE # :

Project P.O: 15.0918304

This section MUST be completed with Bottle Quantities.

Client Sample - Information - Identification

Sampler's Signature: [signature] Date: 11/22/19

Analysis Request

Matrix Code:
DW=Drinking Water GW=Ground Water SW=Surface Water WW=Waste Water
RW=Raw Water SE=Sediment SL=Sludge S=Soil SD=Solid W=Wipe
OIL=Oil B=Bulk L=Liquid

PHOENIX USE ONLY SAMPLE #	Customer Sample Identification	Sample Matrix	Date Sampled	Time Sampled	TAL Metals	EPA 8260	EPA 8270	EPA 8082	Herbicides / Pesticides						GL Amber 8 oz ( )	Soil VOA Vials (3) methanol (6) H2O	GL Soil container (2 0) oz	GL Soil container (8 0) oz	40 ml VOA Vial ( ) As is (X) HCl	GL Amber 1000ml (X) As is ( ) H2SO4	PL As is ( ) 1000ml	PL H2SO4 ( ) 250ml ( ) 500ml ( ) 1000ml	PL NAOH 250ml	PL HNO3 250ml	
67556	Comp-2	S	11/22/2019	3:00	X		x	x	x									8	Run Dup, MS and MSD						
67557	Grab-2	S	11/22/2019	3:00		x										9	2		Run Dup, MS and MSD						

Relinquished by:	Accepted by:	Date:	Time:
Matt Wa			
[signature]	[signature]	11/25/19	1202
			255
[signature]	[signature]	11/25/19	16:54

Comments, Special Requirements or Regulations:

Turnaround:
- [ ] 1 Day*
- [ ] 2 Days*
- [ ] 3 Days*
- [■] 5 Days
- [ ] 10 Days
- [ ] Other

* SURCHARGE APPLIES

NJ
- [ ] Res. Criteria
- [ ] Non-Res. Criteria
- [ ] Impact to GW Soil Cleanup Criteria
- [ ] Impact to GW soil screen Criteria
- [ ] GW Criteria

NY
- [ ] TOGS GW
- [ ] CP-51 SOIL
- [ ] 375SCO Unrestricted Soil
- [ ] 375SCO Residential Soil
- [■] 375SCO Residential Restricted Soil
- [ ] 375SCO Commercial Soil
- [ ] 375SCO Industrial Soil
- [ ] Subpart 5 DW

Data Format
- [ ] Phoenix Std Report
- [■] Excel
- [■] PDF
- [ ] GIS/Key
- [■] EQuIS
- [ ] NJ Hazsite EDD
- [ ] NY EZ EDD (ASP)
- [ ] Other

Data Package
- [ ] NJ Reduced Deliv. *
- [■] NY Enhanced (ASP B) *
- [ ] Other

What State were samples collected? New York

PHOENIX
Environmental Laboratories, Inc.

587 East Middle Turnpike, P.O. Box 370, Manchester, CT 06040
Telephone: 860.645.1102 • Fax: 860.645.0823

NY ANALYTICAL SERVICES PROTOCOL
DATA PACKAGE

Client: NETC

125 BATH STREET

Laboratory Project: GCE67556

Semi-Volatiles (Soil)
Ver 1

Organic Data Flags

LOD(MDL): Limit of Detection or Method Detection Limit
The minimum reportable concentration that can be measured with confidence.

PQL(RL): Practical Quantitation Level or Reporting Level
This value is at or above the MDL and is supported by the lowest calibration standard.

· · Q Qualifiers:

U - The compound was analyzed for but not detected at or above the MDL. The number immediately preceding the “U” represents the PQL reporting level corrected for percent solids, weight and/or volume calculations, and dilution factors.

J - Indicates an estimated value, may indicate one of the following, depending on the situation:
a) The reported value is estimated and below the MDL
b) Used when estimating a concentration for TIC where a 1:1 response is assumed or when the result indicates the presence of a compound that meets the indentification criteria, but the results is less than the quantitation limit, but greater than zero.
c) QC associated with this analyte is within warning limits.

X - The concentration is not reported. This quantitation file was not evaluated for this compound at this dilution; a volatile purging or related issue may be the cause.

L - Biased Low

N - The concentration is based on the response of the nearest internal. This flag is used on the TIC form for all compounds identified.

S - This compound is a solvent that is used in the laboratory. Laboratory contamination is suspected if concentration is less than five times the reporting level.

B - This compound was also present in the method blank

D - The reported concentration is the result of a diluted analysis.

E - The reported value is estimated because the concentration exceeded the calibration range.

A - Indicates that the tentatively identified compound is a suspected aldol condensation product. Aldol condensation products are produced during the extraction process.

Q - For TICS, this compound was quantitated using a calibration curve. This compound is part of the instrument method, but not part of the client target list.

P- Percent difference is greater than 25% between the two GC columns and the lower result is reported.

PHOENIX
Environmental Laboratories, Inc.
587 East Middle Turnpike, P.O.Box 370, Manchester, CT 06040
Tel. (860) 645-1102 Fax (860) 645-0823

ACCREDITED IN ACCORDANCE WITH nelac NY # 11301

SDG: GCE67556

Semi-Volatile Soil Conformance / Non-Conformance Summary

Project ID / Client ID: 125 BATH STREET, NETC

Form 1 (Analysis):

No observations noted.

Form 2 (Surrogates):

All surrogates met criteria with the following exceptions: None.

Form 3 (Laboratory Control/Matrix Spike):

Sample: CE67556 LCS
All LCS recoveries met criteria with the following exceptions: Benzidine 3%
All LCSD recoveries met criteria with the following exceptions: Hexachlorocyclopentadiene 29%, Benzidine 6%
All LCS/LCSD RPDs met criteria with the following exceptions: Benzidine 60.0%

Sample: CE67556 MS
All MS recoveries met criteria with the following exceptions: Hexachlorocyclopentadiene 27%
All MSD recoveries met criteria with the following exceptions: Hexachlorocyclopentadiene 27%, Benzidine 14%
All MS/MSD RPDs met criteria with the following exceptions: Benzoic Acid 36.1%, 2,4-Dinitrophenol 51.0%, Benzidine 103%

Form 4 (Method Blank):

File: CHEM29 1127_35.D
All compounds were non-detect with the following exceptions: None.

Form 5 (Tune):

File: CHEM29 1118_05.D
All Tune criteria was met with the following exceptions: None.

File: CHEM29 1127_32.D
All Tune criteria was met with the following exceptions: None.

Form 6 (Initial Calibration):

Calibration: CHEM29 11/18/19 - 11/19/19
100% of method compounds met criteria.
The following compounds did not meet % deviation criteria: None.
The following compounds did not meet maximum % deviations: None.
The following compounds did not meet recommended response factors: 2-Nitrophenol 0.061 (0.1) , Hexachlorobenzene 0.085 (0.1)
The following compounds did not meet minimum response factors: None.

Form 7 (Continuing Calibration):

File: CHEM29 1127_32.D (Opening)
91% of method compounds met criteria.
Internal standard areas were within 50%-200% of the initial calibration with the following exceptions: None.
The following compounds did not meet % deviation criteria: Benzidine -26.1% (20)
The following compounds did not meet maximum % deviations: None.

PHOENIX
Environmental Laboratories, Inc.
587 East Middle Turnpike, P.O.Box 370, Manchester, CT 06040
Tel. (860) 645-1102 Fax (860) 645-0823

ACCREDITED IN ACCORDANCE WITH nelac NY # 11301

SDG: GCE67556

Semi-Volatile Soil Conformance / Non-Conformance Summary

Project ID / Client ID: 125 BATH STREET, NETC

The following compounds did not meet recommended response factors: None.
The following compounds did not meet minimum response factors: None.

File: CHEM29 1127_34.D (Opening)
91% of method compounds met criteria.
Internal standard areas were within 50%-200% of the initial calibration with the following exceptions: None.
The following compounds did not meet % deviation criteria: Phenol -23.9% (20) , Bis(2-chloroisopropyl)ether -29.7% (20) , 4-Chloroaniline -23.5% (20) , 4-Nitroaniline -20.8% (20) , 2-Nitroaniline 22.6% (20) , Benzyl butyl phthalate -23.0% (20) , Bis(2-ethylhexyl)phthalate -20.6% (20)
The following compounds did not meet maximum % deviations: None.
The following compounds did not meet recommended response factors: 2-Nitrophenol 0.066 (0.1) , Hexachlorobenzene 0.088 (0.1)
The following compounds did not meet minimum response factors: None.

File: CHEM29 1127_59.D (Closing)
The following compounds did not meet maximum % deviations: Hexachlorocyclopentadiene 99.6% (50), 2,4-Dinitrophenol 82.9% (4,6-Dinitro-2-methylphenol 68.4% (20)
The following compounds did not meet minimum response factors: Hexachlorocyclopentadiene 0.001 (0.01)

Form 8 (Internal Standard and Retention Time):

File: CHEM29 - 29_SPLIT_1118.M / 1118_11.D
All samples met internal standard area and retention time critieria with the following exceptions: None.

File: CHEM29 - 29_SPLIT_1118.M / 1118_19.D
All samples met internal standard area and retention time critieria with the following exceptions: None.

File: CHEM29 - 29_SPLIT_1118.M / 1127_34.D
All samples met internal standard area and retention time critieria with the following exceptions: None.

12/04/19

Alejandro Paredes
Project Manager

2C
Soil SEMIVOLATILE SURROGATE RECOVERY

Lab Name: Phoenix Environmental Labs Client: NETC

Lab Code: Phoenix Case No.: SDG No.: GCE67556

QC Batch Id: 508180 QC Sample Id: CE67556

	CLIENT ID	LAB ID	S1 2FP #	S2 PHL #	S3 NBZ #	S4 FBP #	S5 TBP #	S6 TPH #	TOT OUT
01	CE67556 BLANK	CE67556 BLANK	48	57	51	53	44	63	0
02	CE67556 LCS	CE67556 LCS	60	67	60	58	72	62	0
03	CE67556 LCSD	CE67556 LCSD	59	67	60	59	74	61	0
04	COMP-2 MS	CE67556 MS	69	78	70	65	81	69	0
05	COMP-2 MSD	CE67556 MSD	56	64	58	56	68	58	0
06	COMP-2	CE67556	60	71	64	66	79	70	0
07									
08									
09									
10									
11									
12									
13									
14									
15									
16									
17									
18									
19									
20									
21									
22									
23									
24									
25									
26									
27									
28									
29									
30									

	QC LIMITS
S1 (2FP) = % 2-Fluorophenol	30 - 130
S2 (PHL) = % Phenol-d5	30 - 130
S3 (NBZ) = % Nitrobenzene-d5	30 - 130
S4 (FBP) = % 2-Fluorobiphenyl	30 - 130
S5 (TBP) = % 2,4,6-Tribromophenol	30 - 130
S6 (TPH) = % Terphenyl-d14	30 - 130

Column to be used to flag recovery values
* Values outside of contract required QC limits
D Surrogate diluted out

FORM II SV

3D
SOIL SEMIVOLATILE LCS SPIKE / LCS SPIKE DUPLICATE RECOVERY

Lab Name: Phoenix Environmental Labs Client: NETC

Lab Code: Phoenix Case No: SAS No: SDG No GCE67556

LCS Spike - Client Id: CE67556 LCS Level:(low/med)

COMPOUND	SPIKE ADDED (ug/Kg)	SAMPLE CONCENTRATION (ug/Kg)	LCS CONCENTRATION (ug/Kg)	LCS % REC #	QC. LIMITS REC.	
N-Nitrosodimethylamine	3333	0.0	1567	47	30	130
Pyridine	3333	0.0	1027	31	30	130
Phenol	3333	0.0	2478	74	30	130
Bis(2-chloroethyl)ether	3333	0.0	1843	55	30	130
Aniline	3333	0.0	1660	50	30	130
2-Chlorophenol	3333	0.0	2172	65	30	130
1,3-Dichlorobenzene	3333	0.0	1593	48	30	130
1,4-Dichlorobenzene	3333	0.0	1654	50	30	130
1,2-Dichlorobenzene	3333	0.0	1693	51	30	130
2-Methylphenol (o-cresol)	3333	0.0	2434	73	30	130
Bis(2-chloroisopropyl)ether	3333	0.0	1974	59	30	130
N-Nitrosodi-n-propylamine	3333	0.0	2242	67	30	130
3&4-Methylphenol (m&p-cresol)	3333	0.0	2367	71	30	130
Acetophenone	3333	0.0	1868	56	30	130
Hexachloroethane	3333	0.0	1629	49	30	130
Nitrobenzene	3333	0.0	2065	62	30	130
Isophorone	3333	0.0	2060	62	30	130
2-Nitrophenol	3333	0.0	2233	67	30	130
2,4-Dimethylphenol	3333	0.0	2507	75	30	130

COMPOUND	SPIKE ADDED (ug/Kg)	LCSD CONCENTRATION (ug/Kg)	LCSD % REC #	% RPD #	QC LIMITS RPD	REC.	
N-Nitrosodimethylamine	3333	1623	49	4.2	30	30	130
Pyridine	3333	1050	32	3.2	30	30	130
Phenol	3333	2409	72	2.7	30	30	130
Bis(2-chloroethyl)ether	3333	1835	55	0.0	30	30	130
Aniline	3333	1652	50	0.0	30	30	130
2-Chlorophenol	3333	2160	65	0.0	30	30	130
1,3-Dichlorobenzene	3333	1635	49	2.1	30	30	130
1,4-Dichlorobenzene	3333	1676	50	0.0	30	30	130
1,2-Dichlorobenzene	3333	1725	52	1.9	30	30	130
2-Methylphenol (o-cresol)	3333	2381	71	2.8	30	30	130
Bis(2-chloroisopropyl)ether	3333	1977	59	0.0	30	30	130
N-Nitrosodi-n-propylamine	3333	2194	66	1.5	30	30	130
3&4-Methylphenol (m&p-cresol)	3333	2351	71	0.0	30	30	130
Acetophenone	3333	1867	56	0.0	30	30	130
Hexachloroethane	3333	1672	50	2.0	30	30	130
Nitrobenzene	3333	2079	62	0.0	30	30	130
Isophorone	3333	2091	63	1.6	30	30	130
2-Nitrophenol	3333	2262	68	1.5	30	30	130
2,4-Dimethylphenol	3333	2539	76	1.3	30	30	130

FORM III SV

3D
SOIL SEMIVOLATILE LCS SPIKE / LCS SPIKE DUPLICATE RECOVERY

Lab Name: Phoenix Environmental Labs Client: NETC

Lab Code: Phoenix Case No: SAS No: SDG No GCE67556

LCS Spike - Client Id: CE67556 LCS Level:(low/med)

COMPOUND	SPIKE ADDED (ug/Kg)	SAMPLE CONCENTRATION (ug/Kg)	LCS CONCENTRATION (ug/Kg)	LCS % REC #	QC. LIMITS REC.	
Bis(2-chloroethoxy)methane	3333	0.0	2223	67	30	130
Benzoic Acid	3333	0.0	2133	64	30	130
2,4-Dichlorophenol	3333	0.0	2357	71	30	130
1,2,4-Trichlorobenzene	3333	0.0	1924	58	30	130
Naphthalene	3333	0.0	2010	60	30	130
4-Chloroaniline	3333	0.0	2104	63	30	130
Hexachlorobutadiene	3333	0.0	1786	54	30	130
4-Chloro-3-methylphenol	3333	0.0	2594	78	30	130
2-Methylnaphthalene	3333	0.0	2098	63	30	130
Hexachlorocyclopentadiene	3333	0.0	1152	35	30	130
1,2,4,5-Tetrachlorobenzene	3333	0.0	1899	57	30	130
2,4,6-Trichlorophenol	3333	0.0	2323	70	30	130
2,4,5-Trichlorophenol	3333	0.0	2354	71	30	130
2-Chloronaphthalene	3333	0.0	2104	63	30	130
4-Nitroaniline	3333	0.0	2618	79	30	130
Dimethylphthalate	3333	0.0	2240	67	30	130
2,6-Dinitrotoluene	3333	0.0	2386	72	30	130
Acenaphthylene	3333	0.0	2125	64	30	130
3-Nitroaniline	3333	0.0	2591	78	30	130

COMPOUND	SPIKE ADDED (ug/Kg)	LCSD CONCENTRATION (ug/Kg)	LCSD % REC #	% RPD #	QC LIMITS RPD	REC.	
Bis(2-chloroethoxy)methane	3333	2239	67	0.0	30	30	130
Benzoic Acid	3333	2014	60	6.5	30	30	130
2,4-Dichlorophenol	3333	2397	72	1.4	30	30	130
1,2,4-Trichlorobenzene	3333	1964	59	1.7	30	30	130
Naphthalene	3333	2050	62	3.3	30	30	130
4-Chloroaniline	3333	2220	67	6.2	30	30	130
Hexachlorobutadiene	3333	1855	56	3.6	30	30	130
4-Chloro-3-methylphenol	3333	2558	77	1.3	30	30	130
2-Methylnaphthalene	3333	2131	64	1.6	30	30	130
Hexachlorocyclopentadiene	3333	950.5	29 *	18.8	30	30	130
1,2,4,5-Tetrachlorobenzene	3333	1924	58	1.7	30	30	130
2,4,6-Trichlorophenol	3333	2341	70	0.0	30	30	130
2,4,5-Trichlorophenol	3333	2370	71	0.0	30	30	130
2-Chloronaphthalene	3333	2123	64	1.6	30	30	130
4-Nitroaniline	3333	2547	76	3.9	30	30	130
Dimethylphthalate	3333	2232	67	0.0	30	30	130
2,6-Dinitrotoluene	3333	2474	74	2.7	30	30	130
Acenaphthylene	3333	2114	63	1.6	30	30	130
3-Nitroaniline	3333	2655	80	2.5	30	30	130

FORM III SV

3D
SOIL SEMIVOLATILE LCS SPIKE / LCS SPIKE DUPLICATE RECOVERY

Lab Name: Phoenix Environmental Labs Client: NETC

Lab Code: Phoenix Case No: SAS No: SDG No GCE67556

LCS Spike - Client Id: CE67556 LCS Level:(low/med)

COMPOUND	SPIKE ADDED (ug/Kg)	SAMPLE CONCENTRATION (ug/Kg)	LCS CONCENTRATION (ug/Kg)	LCS % REC #	QC. LIMITS REC.	
Acenaphthene	3333	0.0	2178	65	30	130
2,4-Dinitrophenol	3333	0.0	2115	63	30	130
Dibenzofuran	3333	0.0	2187	66	30	130
2,4-Dinitrotoluene	3333	0.0	2557	77	30	130
4-Nitrophenol	3333	0.0	2686	81	30	130
Diethyl phthalate	3333	0.0	2278	68	30	130
Fluorene	3333	0.0	2269	68	30	130
4-Chlorophenyl phenyl ether	3333	0.0	2198	66	30	130
2-Nitroaniline	3333	0.0	2551	77	30	130
4,6-Dinitro-2-methylphenol	3333	0.0	2450	74	30	130
N-Nitrosodiphenylamine	3333	0.0	2242	67	30	130
Azobenzene	3333	0.0	2329	70	30	130
4-Bromophenyl phenyl ether	3333	0.0	2381	71	30	130
Hexachlorobenzene	3333	0.0	2245	67	30	130
Pentachlorophenol	3333	0.0	2418	73	30	130
Pentachloronitrobenzene	3333	0.0	2136	64	30	130
Phenanthrene	3333	0.0	2311	69	30	130
Anthracene	3333	0.0	2353	71	30	130
Carbazole	3333	0.0	2471	74	30	130

COMPOUND	SPIKE ADDED (ug/Kg)	LCSD CONCENTRATION (ug/Kg)	LCSD % REC #	% RPD #	QC LIMITS RPD	REC.	
Acenaphthene	3333	2195	66	1.5	30	30	130
2,4-Dinitrophenol	3333	2073	62	1.6	30	30	130
Dibenzofuran	3333	2178	65	1.5	30	30	130
2,4-Dinitrotoluene	3333	2543	76	1.3	30	30	130
4-Nitrophenol	3333	2564	77	5.1	30	30	130
Diethyl phthalate	3333	2246	67	1.5	30	30	130
Fluorene	3333	2217	67	1.5	30	30	130
4-Chlorophenyl phenyl ether	3333	2178	65	1.5	30	30	130
2-Nitroaniline	3333	2518	76	1.3	30	30	130
4,6-Dinitro-2-methylphenol	3333	2333	70	5.6	30	30	130
N-Nitrosodiphenylamine	3333	2174	65	3.0	30	30	130
Azobenzene	3333	2296	69	1.4	30	30	130
4-Bromophenyl phenyl ether	3333	2420	73	2.8	30	30	130
Hexachlorobenzene	3333	2307	69	2.9	30	30	130
Pentachlorophenol	3333	2331	70	4.2	30	30	130
Pentachloronitrobenzene	3333	2183	65	1.6	30	30	130
Phenanthrene	3333	2304	69	0.0	30	30	130
Anthracene	3333	2333	70	1.4	30	30	130
Carbazole	3333	2424	73	1.4	30	30	130

FORM III SV

3D
SOIL SEMIVOLATILE LCS SPIKE / LCS SPIKE DUPLICATE RECOVERY

Lab Name: Phoenix Environmental Labs Client: NETC

Lab Code: Phoenix Case No: SAS No: SDG No GCE67556

LCS Spike - Client Id: CE67556 LCS Level:(low/med)

COMPOUND	SPIKE ADDED (ug/Kg)	SAMPLE CONCENTRATION (ug/Kg)	LCS CONCENTRATION (ug/Kg)	LCS % REC #	QC. LIMITS REC.	
Di-n-butylphthalate	3333	0.0	2501	75	30	130
Fluoranthene	3333	0.0	2325	70	30	130
Benzidine	3333	0.0	116.4	3 *	30	130
Pyrene	3333	0.0	2372	71	30	130
Benzyl butyl phthalate	3333	0.0	2619	79	30	130
Bis(2-ethylhexyl)phthalate	3333	0.0	2532	76	30	130
Benz(a)anthracene	3333	0.0	2374	71	30	130
Chrysene	3333	0.0	2327	70	30	130
Di-n-octylphthalate	3333	0.0	2376	71	30	130
3,3'-dichlorobenzidine	3333	0.0	2448	73	30	130
Benzo(b)fluoranthene	3333	0.0	2252	68	30	130
Benzo(k)fluoranthene	3333	0.0	2264	68	30	130
Benzo(a)pyrene	3333	0.0	2327	70	30	130
Indeno(1,2,3-cd)pyrene	3333	0.0	2382	71	30	130
Dibenz(a,h)anthracene	3333	0.0	2417	73	30	130
Benzo(ghi)perylene	3333	0.0	2127	64	30	130

COMPOUND	SPIKE ADDED (ug/Kg)	LCSD CONCENTRATION (ug/Kg)	LCSD % REC #	% RPD #	QC LIMITS RPD	REC.	
Di-n-butylphthalate	3333	2438	73	2.7	30	30	130
Fluoranthene	3333	2288	69	1.4	30	30	130
Benzidine	3333	215.8	6 *	60.0 *	30	30	130
Pyrene	3333	2314	69	2.9	30	30	130
Benzyl butyl phthalate	3333	2619	79	0.0	30	30	130
Bis(2-ethylhexyl)phthalate	3333	2570	77	1.3	30	30	130
Benz(a)anthracene	3333	2351	71	0.0	30	30	130
Chrysene	3333	2317	70	0.0	30	30	130
Di-n-octylphthalate	3333	2413	72	1.4	30	30	130
3,3'-dichlorobenzidine	3333	2584	78	6.6	30	30	130
Benzo(b)fluoranthene	3333	2207	66	3.0	30	30	130
Benzo(k)fluoranthene	3333	2223	67	1.5	30	30	130
Benzo(a)pyrene	3333	2289	69	1.4	30	30	130
Indeno(1,2,3-cd)pyrene	3333	2344	70	1.4	30	30	130
Dibenz(a,h)anthracene	3333	2364	71	2.8	30	30	130
Benzo(ghi)perylene	3333	2112	63	1.6	30	30	130

FORM III SV

3D
SOIL SEMIVOLATILE MATRIX SPIKE / MATRIX SPIKE DUPLICATE RECOVERY

Lab Name: Phoenix Environmental Labs Client: NETC

Lab Code: Phoenix Case No: SAS No: SDG No GCE67556

Matrix Spike - Client Id: CE67556 / COMP-2 MS Level:(low/med)

COMPOUND	SPIKE ADDED (ug/Kg)	SAMPLE CONCENTRATION (ug/Kg)	MS CONCENTRATION (ug/Kg)	MS % REC #	QC. LIMITS REC.	
N-Nitrosodimethylamine	3698	0.0	2197	59	30	130
Pyridine	3698	0.0	1382	37	30	130
Phenol	3698	0.0	3248	88	26	90
Bis(2-chloroethyl)ether	3698	0.0	2285	62	30	130
Aniline	3698	0.0	2000	54	30	130
2-Chlorophenol	3698	0.0	2800	76	25	102
1,3-Dichlorobenzene	3698	0.0	2004	54	30	130
1,4-Dichlorobenzene	3698	0.0	2023	55	30	130
1,2-Dichlorobenzene	3698	0.0	2127	58	30	130
2-Methylphenol (o-cresol)	3698	0.0	3133	85	30	130
Bis(2-chloroisopropyl)ether	3698	0.0	2514	68	30	130
N-Nitrosodi-n-propylamine	3698	0.0	2851	77	30	130
3&4-Methylphenol (m&p-cresol)	3698	0.0	3063	83	30	130
Acetophenone	3698	0.0	2443	66	30	130
Hexachloroethane	3698	0.0	1955	53	30	130
Nitrobenzene	3698	0.0	2720	74	30	130
Isophorone	3698	0.0	2607	70	30	130
2-Nitrophenol	3698	0.0	2845	77	30	130
2,4-Dimethylphenol	3698	0.0	3102	84	30	130

COMPOUND	SPIKE ADDED (ug/Kg)	MSD CONCENTRATION (ug/Kg)	MSD % REC #	% RPD #	QC LIMITS RPD	REC.	
N-Nitrosodimethylamine	3672	1847	50	16.5	30	30	130
Pyridine	3672	1243	34	8.5	30	30	130
Phenol	3672	2815	77	13.3	30	26	90
Bis(2-chloroethyl)ether	3672	2136	58	6.7	30	30	130
Aniline	3672	1942	53	1.9	30	30	130
2-Chlorophenol	3672	2412	66	14.1	30	25	102
1,3-Dichlorobenzene	3672	1903	52	3.8	30	30	130
1,4-Dichlorobenzene	3672	1939	53	3.7	30	30	130
1,2-Dichlorobenzene	3672	1991	54	7.1	30	30	130
2-Methylphenol (o-cresol)	3672	2701	74	13.8	30	30	130
Bis(2-chloroisopropyl)ether	3672	2226	61	10.9	30	30	130
N-Nitrosodi-n-propylamine	3672	2468	67	13.9	30	30	130
3&4-Methylphenol (m&p-cresol)	3672	2654	72	14.2	30	30	130
Acetophenone	3672	2105	57	14.6	30	30	130
Hexachloroethane	3672	1913	52	1.9	30	30	130
Nitrobenzene	3672	2340	64	14.5	30	30	130
Isophorone	3672	2318	63	10.5	30	30	130
2-Nitrophenol	3672	2506	68	12.4	30	30	130
2,4-Dimethylphenol	3672	2685	73	14.0	30	30	130

FORM III SV

3D
SOIL SEMIVOLATILE MATRIX SPIKE / MATRIX SPIKE DUPLICATE RECOVERY

Lab Name: Phoenix Environmental Labs Client: NETC

Lab Code: Phoenix Case No: SAS No: SDG No GCE67556

Matrix Spike - Client Id: CE67556 / COMP-2 MS Level:(low/med)

COMPOUND	SPIKE ADDED (ug/Kg)	SAMPLE CONCENTRATION (ug/Kg)	MS CONCENTRATION (ug/Kg)	MS % REC #	QC. LIMITS REC.	
Bis(2-chloroethoxy)methane	3698	0.0	2793	76	30	130
Benzoic Acid	3698	0.0	1802	49	30	130
2,4-Dichlorophenol	3698	0.0	3018	82	30	130
1,2,4-Trichlorobenzene	3698	0.0	2403	65	30	130
Naphthalene	3698	0.0	2514	68	30	130
4-Chloroaniline	3698	0.0	3071	83	30	130
Hexachlorobutadiene	3698	0.0	2204	60	30	130
4-Chloro-3-methylphenol	3698	0.0	3276	89	26	103
2-Methylnaphthalene	3698	0.0	2632	71	30	130
Hexachlorocyclopentadiene	3698	0.0	1009	27 *	30	130
1,2,4,5-Tetrachlorobenzene	3698	0.0	2372	64	30	130
2,4,6-Trichlorophenol	3698	0.0	2875	78	30	130
2,4,5-Trichlorophenol	3698	0.0	2903	79	30	130
2-Chloronaphthalene	3698	0.0	2595	70	30	130
4-Nitroaniline	3698	0.0	3187	86	30	130
Dimethylphthalate	3698	0.0	2811	76	30	130
2,6-Dinitrotoluene	3698	0.0	3130	85	30	130
Acenaphthylene	3698	0.0	2585	70	30	130
3-Nitroaniline	3698	0.0	3513	95	30	130

COMPOUND	SPIKE ADDED (ug/Kg)	MSD CONCENTRATION (ug/Kg)	MSD % REC #	% RPD #	QC LIMITS RPD	REC.	
Bis(2-chloroethoxy)methane	3672	2462	67	12.6	30	30	130
Benzoic Acid	3672	1233	34	36.1 *	30	30	130
2,4-Dichlorophenol	3672	2665	73	11.6	30	30	130
1,2,4-Trichlorobenzene	3672	2197	60	8.0	30	30	130
Naphthalene	3672	2244	61	10.9	30	30	130
4-Chloroaniline	3672	2674	73	12.8	30	30	130
Hexachlorobutadiene	3672	2062	56	6.9	30	30	130
4-Chloro-3-methylphenol	3672	2884	79	11.9	30	26	103
2-Methylnaphthalene	3672	2322	63	11.9	30	30	130
Hexachlorocyclopentadiene	3672	994.8	27 *	0.0	30	30	130
1,2,4,5-Tetrachlorobenzene	3672	2113	58	9.8	30	30	130
2,4,6-Trichlorophenol	3672	2552	69	12.2	30	30	130
2,4,5-Trichlorophenol	3672	2552	69	13.5	30	30	130
2-Chloronaphthalene	3672	2361	64	9.0	30	30	130
4-Nitroaniline	3672	2861	78	9.8	30	30	130
Dimethylphthalate	3672	2497	68	11.1	30	30	130
2,6-Dinitrotoluene	3672	2738	75	12.5	30	30	130
Acenaphthylene	3672	2393	65	7.4	30	30	130
3-Nitroaniline	3672	3036	83	13.5	30	30	130

FORM III SV

3D
SOIL SEMIVOLATILE MATRIX SPIKE / MATRIX SPIKE DUPLICATE RECOVERY

Lab Name: Phoenix Environmental Labs Client: NETC

Lab Code: Phoenix Case No: SAS No: SDG No GCE67556

Matrix Spike - Client Id: CE67556 / COMP-2 MS Level:(low/med)

COMPOUND	SPIKE ADDED (ug/Kg)	SAMPLE CONCENTRATION (ug/Kg)	MS CONCENTRATION (ug/Kg)	MS % REC #	QC. LIMITS REC.	
Acenaphthene	3698	0.0	2717	73	31	137
2,4-Dinitrophenol	3698	0.0	2365	64	30	130
Dibenzofuran	3698	0.0	2705	73	30	130
2,4-Dinitrotoluene	3698	0.0	3298	89	28	89
4-Nitrophenol	3698	0.0	3313	90	11	114
Diethyl phthalate	3698	0.0	2818	76	30	130
Fluorene	3698	0.0	2769	75	30	130
4-Chlorophenyl phenyl ether	3698	0.0	2734	74	30	130
2-Nitroaniline	3698	0.0	3347	91	30	130
4,6-Dinitro-2-methylphenol	3698	0.0	2908	79	30	130
N-Nitrosodiphenylamine	3698	0.0	2763	75	30	130
Azobenzene	3698	0.0	2863	77	30	130
4-Bromophenyl phenyl ether	3698	0.0	2916	79	30	130
Hexachlorobenzene	3698	0.0	2809	76	30	130
Pentachlorophenol	3698	0.0	3137	85	17	109
Pentachloronitrobenzene	3698	0.0	2665	72	30	130
Phenanthrene	3698	0.0	2753	74	30	130
Anthracene	3698	0.0	2775	75	30	130
Carbazole	3698	0.0	2997	81	30	130

COMPOUND	SPIKE ADDED (ug/Kg)	MSD CONCENTRATION (ug/Kg)	MSD % REC #	% RPD #	QC LIMITS RPD	REC.	
Acenaphthene	3672	2462	67	8.6	30	31	137
2,4-Dinitrophenol	3672	1377	38	51.0 *	30	30	130
Dibenzofuran	3672	2432	66	10.1	30	30	130
2,4-Dinitrotoluene	3672	2846	78	13.2	30	28	89
4-Nitrophenol	3672	2805	76	16.9	30	11	114
Diethyl phthalate	3672	2564	70	8.2	30	30	130
Fluorene	3672	2471	67	11.3	30	30	130
4-Chlorophenyl phenyl ether	3672	2413	66	11.4	30	30	130
2-Nitroaniline	3672	3017	82	10.4	30	30	130
4,6-Dinitro-2-methylphenol	3672	2243	61	25.7	30	30	130
N-Nitrosodiphenylamine	3672	2463	67	11.3	30	30	130
Azobenzene	3672	2570	70	9.5	30	30	130
4-Bromophenyl phenyl ether	3672	2597	71	10.7	30	30	130
Hexachlorobenzene	3672	2501	68	11.1	30	30	130
Pentachlorophenol	3672	2459	67	23.7	30	17	109
Pentachloronitrobenzene	3672	2379	65	10.2	30	30	130
Phenanthrene	3672	2543	69	7.0	30	30	130
Anthracene	3672	2591	71	5.5	30	30	130
Carbazole	3672	2747	75	7.7	30	30	130

FORM III SV

3D
SOIL SEMIVOLATILE MATRIX SPIKE / MATRIX SPIKE DUPLICATE RECOVERY

Lab Name: Phoenix Environmental Labs Client: NETC

Lab Code: Phoenix Case No: SAS No: SDG No GCE67556

Matrix Spike - Client Id: CE67556 / COMP-2 MS Level:(low/med)

COMPOUND	SPIKE ADDED (ug/Kg)	SAMPLE CONCENTRATION (ug/Kg)	MS CONCENTRATION (ug/Kg)	MS % REC #	QC. LIMITS REC.	
Di-n-butylphthalate	3698	0.0	2934	79	30	130
Fluoranthene	3698	0.0	2810	76	30	130
Benzidine	3698	0.0	1625	44	30	130
Pyrene	3698	0.0	2840	77	35	142
Benzyl butyl phthalate	3698	0.0	3219	87	30	130
Bis(2-ethylhexyl)phthalate	3698	0.0	3206	87	30	130
Benz(a)anthracene	3698	0.0	2913	79	30	130
Chrysene	3698	0.0	2859	77	30	130
Di-n-octylphthalate	3698	0.0	2930	79	30	130
3,3'-dichlorobenzidine	3698	0.0	3745	101	30	130
Benzo(b)fluoranthene	3698	0.0	2791	75	30	130
Benzo(k)fluoranthene	3698	0.0	2665	72	30	130
Benzo(a)pyrene	3698	0.0	2890	78	30	130
Indeno(1,2,3-cd)pyrene	3698	0.0	2805	76	30	130
Dibenz(a,h)anthracene	3698	0.0	2774	75	30	130
Benzo(ghi)perylene	3698	0.0	2430	66	30	130

COMPOUND	SPIKE ADDED (ug/Kg)	MSD CONCENTRATION (ug/Kg)	MSD % REC #	% RPD #	QC LIMITS RPD	REC.	
Di-n-butylphthalate	3672	2796	76	3.9	30	30	130
Fluoranthene	3672	2584	70	8.2	30	30	130
Benzidine	3672	532.1	14 *	103.4 *	30	30	130
Pyrene	3672	2624	71	8.1	30	35	142
Benzyl butyl phthalate	3672	2823	77	12.2	30	30	130
Bis(2-ethylhexyl)phthalate	3672	2797	76	13.5	30	30	130
Benz(a)anthracene	3672	2617	71	10.7	30	30	130
Chrysene	3672	2574	70	9.5	30	30	130
Di-n-octylphthalate	3672	2593	71	10.7	30	30	130
3,3'-dichlorobenzidine	3672	2792	76	28.2	30	30	130
Benzo(b)fluoranthene	3672	2409	66	12.8	30	30	130
Benzo(k)fluoranthene	3672	2313	63	13.3	30	30	130
Benzo(a)pyrene	3672	2555	70	10.8	30	30	130
Indeno(1,2,3-cd)pyrene	3672	2730	74	2.7	30	30	130
Dibenz(a,h)anthracene	3672	2607	71	5.5	30	30	130
Benzo(ghi)perylene	3672	2315	63	4.7	30	30	130

FORM III SV

4B

SEMIVOLATILE METHOD BLANK SUMMARY

Client ID

CE67556 BLANK

Lab Name: Phoenix Environmental Labs Client: NETC

Lab Code: Phoenix Case No.: SAS No.: SDG No.: GCE67556

Lab File ID: 1127_35.D Lab Sample ID: CE67556 BLK

Instrument ID: CHEM29 Date Extracted: 11/27/2019

Matrix: (soil/water) Soil Date Analyzed: 11/28/2019

Level: (low/med) n.a. Time Analyzed: 00:15

QC Batch Id: 508180

THIS METHOD BLANK APPLIES TO THE FOLLOWING SAMPLES, MS AND MSD:

	CLIENT SAMPLE NO.	LAB SAMPLE ID	LAB FILE ID	DATE ANALYZED
01	CE67556 LCS	CE67556 LCS	CHEM29 - 1127_36.D	11/28/19
02	CE67556 LCSD	CE67556 LCSD	CHEM29 - 1127_37.D	11/28/19
03	COMP-2 MS	CE67556 MS	CHEM29 - 1127_38.D	11/28/19
04	COMP-2 MSD	CE67556 MSD	CHEM29 - 1127_39.D	11/28/19
05	COMP-2	CE67556	CHEM29 - 1127_40.D	11/28/19
06				
07				
08				
09				
10				
11				
12				
13				
14				
15				

COMMENTS:

FORM IV SV

5B
SEMIVOLATILE ORGANIC INSTRUMENT PERFORMANCE CHECK
DECAFLUOROTRIPHENYLPHOSPHINE (DFTPP)

Lab Name: Phoenix Environmental Labs Client: NETC

Lab Code: Phoenix Case No.: SAS No.: SDG No.: GCE67556

Lab File ID: 1118_05.D DFTPP Injection Date: 11/18/19

Instrument ID: CHEM29 DFTPP Injection Time: 19:51

AutoFind: Scans 1042, 1043, 1044; Background Corrected with Scan 1037

m/e	ION ABUNDANCE CRITERIA	% RELATIVE ABUNDANCE		
51	10.0 - 80.0% of mass 198	34.0		
68	Less than 2.0% of mass 69	0.0	(0.0	)1
69	Mass 69 relative abundance	43.0		
70	Less than 2.0% of mass 69	0.6	(0.2	)1
127	10.0 - 80.0% of mass 198	47.7		
197	Less than 2.0% of mass 198	0.0		
198	Base Peak, 100% relative abundance	100.0		
199	5.0 to 9.0% of mass 198	6.7		
275	10.0 - 60.0% of mass 198	27.4		
365	Greater than 1.0% of mass 198	3.5		
441	Present, but less than mass 442	15.8		
442	Greater than 50.0% of mass 198	74.0		
443	15.0 - 24.0% of mass 442	19.4		

1-Value is % mass 69

THIS CHECK APPLIES TO THE FOLLOWING SAMPLES, MS, MSD, BLANKS, AND STANDARDS:

	CLIENT ID	LAB SAMPLE ID	LAB FILE ID	DATE ANALYZED	TIME ANALYZED	*
01	ICAL 100	100PPM 8270; 92C	1118_08.D	11/18/19	21:09	
02	ICAL 75	75PPM 8270; 92D	1118_09.D	11/18/19	21:35	
03	ICAL 50	50PPM 8270; 92E	1118_10.D	11/18/19	22:01	
04	ICAL 30	30PPM 8270; 94A	1118_11.D	11/18/19	22:26	
05	ICAL 10	10PPM 8270; 92G	1118_12.D	11/18/19	22:52	
06	ICAL 5	5PPM 8270; 92H	1118_13.D	11/18/19	23:18	
07	ICAL 2.5	2.5PPM 8270; 92I	1118_14.D	11/18/19	23:44	
08	ICAL 1	1PPM 8270; 92J	1118_15.D	11/19/19	00:10	
09	ICAL 100	100PPM 8270/BENZ; 93C	1118_16.D	11/19/19	00:36	
10	ICAL 75	75PPM 8270/BENZ; 93D	1118_17.D	11/19/19	01:02	
11	ICAL 50	50PPM 8270/BENZ; 93E	1118_18.D	11/19/19	01:28	
12	ICAL 30	30PPM 8270/BENZ; 93F	1118_19.D	11/19/19	01:54	
13	ICAL 10	10PPM 8270/BENZ; 93G	1118_20.D	11/19/19	02:19	
14	ICAL 5	5PPM 8270/BENZ; 93H	1118_21.D	11/19/19	02:45	
15	ICAL 2.5	2.5PPM 8270/BENZ; 93I	1118_22.D	11/19/19	03:11	
16						
17						
18						
19						
20						

(*) Outside 12 hr clock

FORM V SV

DFTPP

Data Path : H:\SV2019\CHEM29\11NOV\18\
Data File : 1118_05.D
Acq On : 18 Nov 2019 7:51 pm
Operator :
Sample : 50PPM DFTPP/BENZ; 93Y
Misc :
ALS Vial : 1 Sample Multiplier: 1

Integration File: rteint.p

Method : H:\SV2019\CHEM29\METHODS\29_SPLIT_1118.M
Title : Semivolatiles by GC/MS - EPA Method 625/8270
Last Update : Tue Nov 19 12:24:01 2019

AutoFind: Scans 1042, 1043, 1044; Background Corrected with Scan 1037

Target Mass	Rel. to Mass	Lower Limit%	Upper Limit%	Rel. Abn%	Raw Abn	Result Pass/Fail
51	198	10	80	34.0	105019	PASS
68	69	0.00	2	0.0	0	PASS
70	69	0.00	2	0.6	744	PASS
127	198	10	80	47.7	147525	PASS
197	198	0.00	2	0.0	0	PASS
198	198	50	100	100.0	309035	PASS
199	198	5	9	6.7	20748	PASS
275	198	10	60	27.4	84643	PASS
365	198	1	100	3.5	10815	PASS
441	442	0.01	24	15.8	36080	PASS
442	198	50	200	74.0	228771	PASS
443	442	15	24	19.4	44418	PASS

29_SPLIT_1118.M Tue Nov 19 12:25:02 2019

5B
SEMIVOLATILE ORGANIC INSTRUMENT PERFORMANCE CHECK
DECAFLUOROTRIPHENYLPHOSPHINE (DFTPP)

Lab Name: Phoenix Environmental Labs Client: NETC

Lab Code: Phoenix Case No.: SAS No.: SDG No.: GCE67556

Lab File ID: 1127_32.D DFTPP Injection Date: 11/27/19

Instrument ID: CHEM29 DFTPP Injection Time: 23:02

AutoFind: Scans 1015, 1016, 1017; Background Corrected with Scan 1010

m/e	ION ABUNDANCE CRITERIA	% RELATIVE ABUNDANCE		
51	10.0 - 80.0% of mass 198	33.6		
68	Less than 2.0% of mass 69	0.2	(0.1	)1
69	Mass 69 relative abundance	42.3		
70	Less than 2.0% of mass 69	0.8	(0.3	)1
127	10.0 - 80.0% of mass 198	47.3		
197	Less than 2.0% of mass 198	0.0		
198	Base Peak, 100% relative abundance	100.0		
199	5.0 to 9.0% of mass 198	6.8		
275	10.0 - 60.0% of mass 198	27.1		
365	Greater than 1.0% of mass 198	3.2		
441	Present, but less than mass 442	15.2		
442	Greater than 50.0% of mass 198	88.7		
443	15.0 - 24.0% of mass 442	19.1		

1-Value is % mass 69

THIS CHECK APPLIES TO THE FOLLOWING SAMPLES, MS, MSD, BLANKS, AND STANDARDS:

	CLIENT ID	LAB SAMPLE ID	LAB FILE ID	DATE ANALYZED	TIME ANALYZED	*
01	CCAL 30	30PPM 8270; 94W	1127_34.D	11/27/19	23:51	
02	CE67556 BLANK	CE67556 BLANK	1127_35.D	11/28/19	00:15	
03	CE67556 LCS	CE67556 LCS	1127_36.D	11/28/19	00:40	
04	CE67556 LCSD	CE67556 LCSD	1127_37.D	11/28/19	01:04	
05	COMP-2 MS	CE67556 MS	1127_38.D	11/28/19	01:29	
06	COMP-2 MSD	CE67556 MSD	1127_39.D	11/28/19	01:53	
07	COMP-2	CE67556	1127_40.D	11/28/19	02:18	
08	CCAL 30	30PPM 8270; 94W	1127_59.D	11/28/19	10:03	
09						
10						
11						
12						
13						
14						
15						
16						
17						
18						
19						
20						

(*) Outside 12 hr clock

FORM V SV

DFTPP

Data Path : H:\SV2019\CHEM29\11NOV\27\
Data File : 1127_32.D
Acq On : 27 Nov 2019 11:02 pm
Operator :
Sample : 50PPM DFTPP/BENZ; 94R
Misc :
ALS Vial : 1 Sample Multiplier: 1

Integration File: rteint.p

Method : H:\SV2019\CHEM29\METHODS\29_SPLIT_1118.M
Title : Semivolatiles by GC/MS - EPA Method 625/8270
Last Update : Mon Dec 02 09:59:40 2019

AutoFind: Scans 1015, 1016, 1017; Background Corrected with Scan 1010

Target Mass	Rel. to Mass	Lower Limit%	Upper Limit%	Rel. Abn%	Raw Abn	Result Pass/Fail
51	198	10	80	33.6	244926	PASS
68	69	0.00	2	0.2	481	PASS
70	69	0.00	2	0.8	2376	PASS
127	198	10	80	47.3	344411	PASS
197	198	0.00	2	0.0	0	PASS
198	198	50	100	100.0	728043	PASS
199	198	5	9	6.8	49203	PASS
275	198	10	60	27.1	197253	PASS
365	198	1	100	3.2	23602	PASS
441	442	0.01	24	15.2	98227	PASS
442	198	50	200	88.7	645739	PASS
443	442	15	24	19.1	123224	PASS

29_SPLIT_1118.M Mon Dec 02 10:39:37 2019

8B

SEMIVOLATILE INTERNAL STANDARD AREA AND RT SUMMARY

Lab Name: Phoenix Environmental Labs Client: NETC

Lab Code: Phoenix Case No.: SAS No.: SDG No.: GCE67556

Lab File ID (Standard): 29_SPLIT_1118.M / 1118_11.D Date Analyzed: 11/18/19

Instrument ID: CHEM29 Time Analyzed: 22:26

		IS1 (DCB) AREA #	RT #	IS2 (NPT) AREA #	RT #	IS3 (ANT) AREA #	RT #	File ID
	12 HOUR STD	784045	3.80	3043844	4.82	1530428	6.35	1118_11.D
	UPPER LIMIT	1607292	4.30	6239880	5.32	3137377	6.85	1118_11.D
	LOWER LIMIT	388102	3.30	1506703	4.32	757562	5.85	1118_11.D
	CLIENT ID							
01	ICAL 30	784045	3.80	3043844	4.82	1530428	6.35	1118_11.D
02	ICAL 100	762924	3.80	3517689	4.83	1449215	6.35	1118_08.D
03	ICAL 75	736456	3.80	3200113	4.83	1391585	6.35	1118_09.D
04	ICAL 50	773850	3.80	3143744	4.82	1473495	6.35	1118_10.D
05	ICAL 10	840888	3.80	3079331	4.82	1671280	6.35	1118_12.D
06	ICAL 5	858476	3.80	3123299	4.83	1682648	6.35	1118_13.D
07	ICAL 2.5	897338	3.80	3246349	4.82	1760847	6.35	1118_14.D
08	ICAL 1	873832	3.80	3196438	4.83	1708135	6.35	1118_15.D
09								
10								
11								
12								
13								
14								
15								
16								
17								
18								
19								
20								
21								
22								

IS1 (DCB) = 1,4-Dichlorobenzene-d4
IS2 (NPT) = 1,4-Naphthalene-d8
IS3 (ANT) = Acenaphthene-d10
IS4 (PHN) = Phenanthrene-d10
IS5 (CRY) = Chrysene-d12
IS6 (PRY) = Perylene-d12

AREA UPPER LIMIT = +100% of internal standard area
AREA LOWER LIMIT = - 50% of internal standard area
RT UPPER LIMIT = +0.50 minutes of internal standard RT
RT LOWER LIMIT = -0.50 minutes of internal standard RT

Column used to flag internal standard area values with an asterisk.
* Values outside of QC limits.

FORM VIII SV

8C
SEMIVOLATILE INTERNAL STANDARD AREA AND RT SUMMARY

Lab Name: Phoenix Environmental Labs Client: NETC

Lab Code: Phoenix Case No.: SAS No.: SDG No.: GCE67556

Lab File ID (Standard): 29_SPLIT_1118.M / 1118_11.D Date Analyzed: 11/18/19

Instrument ID: CHEM29 Time Analyzed: 22:26

	IS4 (PHN) AREA #	RT #	IS5 (CRY) AREA #	RT #	IS6 (PRY) AREA #	RT #	File ID
12 HOUR STD	3022265	7.63	2810852	10.64	2884991	13.92	1118_11.D
UPPER LIMIT	6195643	8.13	5762247	11.14	5914232	14.42	1118_11.D
LOWER LIMIT	1496021	7.13	1391372	10.14	1428071	13.42	1118_11.D
CLIENT ID							
01 ICAL 30	3022265	7.63	2810852	10.64	2884991	13.92	1118_11.D
02 ICAL 100	2874535	7.64	2683968	10.65	2811924	13.93	1118_08.D
03 ICAL 75	2797649	7.64	2638311	10.65	2820512	13.93	1118_09.D
04 ICAL 50	2913502	7.63	2722645	10.65	2791844	13.93	1118_10.D
05 ICAL 10	3210509	7.63	3011754	10.64	2791055	13.92	1118_12.D
06 ICAL 5	3309333	7.63	3110353	10.64	2949009	13.92	1118_13.D
07 ICAL 2.5	3423072	7.63	3286908	10.64	3101552	13.92	1118_14.D
08 ICAL 1	3345519	7.63	3138454	10.64	2923649	13.91	1118_15.D
09							
10							
11							
12							
13							
14							
15							
16							
17							
18							
19							
20							
21							
22							

IS1 (DCB) = 1,4-Dichlorobenzene-d4
IS2 (NPT) = 1,4-Naphthalene-d8
IS3 (ANT) = Acenaphthene-d10
IS4 (PHN) = Phenanthrene-d10
IS5 (CRY) = Chrysene-d12
IS6 (PRY) = Perylene-d12

AREA UPPER LIMIT = +100% of internal standard area
AREA LOWER LIMIT = - 50% of internal standard area
RT UPPER LIMIT = +0.50 minutes of internal standard RT
RT LOWER LIMIT = -0.50 minutes of internal standard RT

Column used to flag internal standard area values with an asterisk.
* Values outside of QC limits.

FORM VIII SV

8B

SEMIVOLATILE INTERNAL STANDARD AREA AND RT SUMMARY

Lab Name: Phoenix Environmental Labs Client: NETC

Lab Code: Phoenix Case No.: SAS No.: SDG No.: GCE67556

Lab File ID (Standard): 29_SPLIT_1118.M / 1118_19.D Date Analyzed: 11/19/19

Instrument ID: CHEM29 Time Analyzed: 01:54

		IS1 (DCB) AREA #	RT #	IS2 (NPT) AREA #	RT #	IS3 (ANT) AREA #	RT #	File ID
	12 HOUR STD	842671	3.80	3046524	4.82	1623261	6.35	1118_19.D
	UPPER LIMIT	1727476	4.30	6245374	5.32	3327685	6.85	1118_19.D
	LOWER LIMIT	417122	3.30	1508029	4.32	803514	5.85	1118_19.D
	CLIENT ID							
01	ICAL 30 Benzidine	842671	3.80	3046524	4.82	1623261	6.35	1118_19.D
02	ICAL 100 Benzidine	852687	3.80	3139470	4.83	1652119	6.35	1118_16.D
03	ICAL 75 Benzidine	855444	3.80	3124021	4.82	1660997	6.35	1118_17.D
04	ICAL 50 Benzidine	1005088	3.80	3661626	4.83	1982880	6.35	1118_18.D
05	ICAL 10 Benzidine	983563	3.80	3519108	4.83	1904253	6.35	1118_20.D
06	ICAL 5 Benzidine	931331	3.80	3375920	4.82	1824128	6.35	1118_21.D
07	ICAL 2.5 Benzidine	893743	3.80	3280532	4.83	1761918	6.35	1118_22.D
08								
09								
10								
11								
12								
13								
14								
15								
16								
17								
18								
19								
20								
21								
22								

IS1 (DCB) = 1,4-Dichlorobenzene-d4
IS2 (NPT) = 1,4-Naphthalene-d8
IS3 (ANT) = Acenaphthene-d10
IS4 (PHN) = Phenanthrene-d10
IS5 (CRY) = Chrysene-d12
IS6 (PRY) = Perylene-d12

AREA UPPER LIMIT = +100% of internal standard area
AREA LOWER LIMIT = - 50% of internal standard area
RT UPPER LIMIT = +0.50 minutes of internal standard RT
RT LOWER LIMIT = -0.50 minutes of internal standard RT

Column used to flag internal standard area values with an asterisk.
* Values outside of QC limits.

FORM VIII SV

8C
SEMIVOLATILE INTERNAL STANDARD AREA AND RT SUMMARY

Lab Name: Phoenix Environmental Labs Client: NETC

Lab Code: Phoenix Case No.: SAS No.: SDG No.: GCE67556

Lab File ID (Standard): 29_SPLIT_1118.M / 1118_19.D Date Analyzed: 11/19/19

Instrument ID: CHEM29 Time Analyzed: 01:54

		IS4 (PHN) AREA #	RT #	IS5 (CRY) AREA #	RT #	IS6 (PRY) AREA #	RT #	File ID
	12 HOUR STD	3179359	7.63	2949183	10.64	2947046	13.92	1118_19.D
	UPPER LIMIT	6517686	8.13	6045825	11.14	6041444	14.42	1118_19.D
	LOWER LIMIT	1573783	7.13	1459846	10.14	1458788	13.42	1118_19.D
	CLIENT ID							
01	ICAL 30 Benzidine	3179359	7.63	2949183	10.64	2947046	13.92	1118_19.D
02	ICAL 100 Benzidine	3234898	7.63	2951606	10.64	2784704	13.91	1118_16.D
03	ICAL 75 Benzidine	3296093	7.63	3053621	10.64	3234278	13.92	1118_17.D
04	ICAL 50 Benzidine	3877681	7.63	3644545	10.64	3695093	13.92	1118_18.D
05	ICAL 10 Benzidine	3726758	7.63	3501901	10.64	3513373	13.92	1118_20.D
06	ICAL 5 Benzidine	3529930	7.63	3305608	10.64	3325051	13.92	1118_21.D
07	ICAL 2.5 Benzidine	3519530	7.63	3265132	10.64	3288666	13.92	1118_22.D
08								
09								
10								
11								
12								
13								
14								
15								
16								
17								
18								
19								
20								
21								
22								

IS1 (DCB) = 1,4-Dichlorobenzene-d4
IS2 (NPT) = 1,4-Naphthalene-d8
IS3 (ANT) = Acenaphthene-d10
IS4 (PHN) = Phenanthrene-d10
IS5 (CRY) = Chrysene-d12
IS6 (PRY) = Perylene-d12

AREA UPPER LIMIT = +100% of internal standard area
AREA LOWER LIMIT = - 50% of internal standard area
RT UPPER LIMIT = +0.50 minutes of internal standard RT
RT LOWER LIMIT = -0.50 minutes of internal standard RT

Column used to flag internal standard area values with an asterisk.
* Values outside of QC limits.

FORM VIII SV

8B

SEMIVOLATILE INTERNAL STANDARD AREA AND RT SUMMARY

Lab Name: Phoenix Environmental Labs Client: NETC

Lab Code: Phoenix Case No.: SAS No.: SDG No.: GCE67556

Lab File ID (Standard): 29_SPLIT_1118.M / 1127_34.D Date Analyzed: 11/27/19

Instrument ID: CHEM29 Time Analyzed: 23:51

		IS1 (DCB) AREA #	RT #	IS2 (NPT) AREA #	RT #	IS3 (ANT) AREA #	RT #	File ID
	12 HOUR STD	1143988	3.64	4470299	4.66	2300279	6.18	1127_34.D
	UPPER LIMIT	2345175	4.14	9164113	5.16	4715572	6.68	1127_34.D
	LOWER LIMIT	566274	3.14	2212798	4.16	1138638	5.68	1127_34.D
	CLIENT ID							
01	CCAL 30	1143988	3.64	4470299	4.66	2300279	6.18	1127_34.D
02	CE67556 BLANK	1220226	3.64	4538327	4.66	2486596	6.18	1127_35.D
03	CE67556 LCS	1090714	3.64	4374580	4.66	2310671	6.18	1127_36.D
04	CE67556 LCSD	1275230	3.64	4896406	4.66	2577817	6.18	1127_37.D
05	COMP-2 MS	1168487	3.63	4726055	4.66	2520962	6.18	1127_38.D
06	COMP-2 MSD	1052364	3.64	4230542	4.66	2221427	6.18	1127_39.D
07	COMP-2	1077389	3.64	4040071	4.66	2201354	6.18	1127_40.D
08	CCAL 30	964671	3.64	4102060	4.66	2207617	6.18	1127_59.D
09								
10								
11								
12								
13								
14								
15								
16								
17								
18								
19								
20								
21								
22								

IS1 (DCB) = 1,4-Dichlorobenzene-d4
IS2 (NPT) = 1,4-Naphthalene-d8
IS3 (ANT) = Acenaphthene-d10
IS4 (PHN) = Phenanthrene-d10
IS5 (CRY) = Chrysene-d12
IS6 (PRY) = Perylene-d12

AREA UPPER LIMIT = +100% of internal standard area
AREA LOWER LIMIT = - 50% of internal standard area
RT UPPER LIMIT = +0.50 minutes of internal standard RT
RT LOWER LIMIT = -0.50 minutes of internal standard RT

Column used to flag internal standard area values with an asterisk.
* Values outside of QC limits.

FORM VIII SV

8C
SEMIVOLATILE INTERNAL STANDARD AREA AND RT SUMMARY

Lab Name: Phoenix Environmental Labs Client: NETC

Lab Code: Phoenix Case No.: SAS No.: SDG No.: GCE67556

Lab File ID (Standard): 29_SPLIT_1118.M / 1127_34.D Date Analyzed: 11/27/19

Instrument ID: CHEM29 Time Analyzed: 23:51

		IS4 (PHN) AREA #	RT #	IS5 (CRY) AREA #	RT #	IS6 (PRY) AREA #	RT #	File ID
	12 HOUR STD	4397095	7.47	3924502	10.35	3942539	13.48	1127_34.D
	UPPER LIMIT	9014045	7.97	8045229	10.85	8082205	13.98	1127_34.D
	LOWER LIMIT	2176562	6.97	1942628	9.85	1951557	12.98	1127_34.D
	CLIENT ID							
01	CCAL 30	4397095	7.47	3924502	10.35	3942539	13.48	1127_34.D
02	CE67556 BLANK	4600521	7.46	4203674	10.35	4170789	13.47	1127_35.D
03	CE67556 LCS	4469955	7.46	3965328	10.35	4249293	13.49	1127_36.D
04	CE67556 LCSD	4801756	7.46	4159866	10.36	4419980	13.49	1127_37.D
05	COMP-2 MS	4929676	7.46	4588140	10.36	4694234	13.49	1127_38.D
06	COMP-2 MSD	4295262	7.46	3930837	10.35	4244165	13.48	1127_39.D
07	COMP-2	4272953	7.46	3949768	10.35	4239772	13.47	1127_40.D
08	CCAL 30	4336866	7.47	4189206	10.36	4064786	13.49	1127_59.D
09								
10								
11								
12								
13								
14								
15								
16								
17								
18								
19								
20								
21								
22								

IS1 (DCB) = 1,4-Dichlorobenzene-d4
IS2 (NPT) = 1,4-Naphthalene-d8
IS3 (ANT) = Acenaphthene-d10
IS4 (PHN) = Phenanthrene-d10
IS5 (CRY) = Chrysene-d12
IS6 (PRY) = Perylene-d12

AREA UPPER LIMIT = +100% of internal standard area
AREA LOWER LIMIT = - 50% of internal standard area
RT UPPER LIMIT = +0.50 minutes of internal standard RT
RT LOWER LIMIT = -0.50 minutes of internal standard RT

Column used to flag internal standard area values with an asterisk.
* Values outside of QC limits.

FORM VIII SV

CLIENT ID

SEMIVOLATILE ORGANICS ANALYSIS DATA SHEET

COMP-2

Client: NETC Lab: Phoenix Env. Labs

SDG No.: GCE67556 Lab Sample ID: CE67556

Sample wt/vol: 15.15 (g/mL) g Lab File ID: 1127_40.D

Concentrated Extract Volume: 1000 (uL) Date Received: 11/25/19

% Moisture: 11 Date Extracted: 11/27/19

Instrument: CHEM29 Inj. Vol. 1.0 (uL) Date Analyzed: 11/28/19

GPC Cleanup:(Y/N) N pH: Dilution Factor: 1

Matrix: (soil/water) Soil CONCENTRATION UNITS:(ug/L or ug/Kg) ug/Kg

CAS NO.	COMPOUND	CONC.	Q	MDL	PQL	R
62-75-9	N-Nitrosodimethylamine	260	U	100	260	r
110-86-1	Pyridine	260	U	91	260	r
108-95-2	Phenol	260	U	120	260	r
111-44-4	Bis(2-chloroethyl)ether	190	U	100	190	r
62-53-3	Aniline	300	U	300	300	r
95-57-8	2-Chlorophenol	260	U	110	260	r
541-73-1	1,3-Dichlorobenzene	260	U	110	260	r
106-46-7	1,4-Dichlorobenzene	260	U	110	260	r
95-50-1	1,2-Dichlorobenzene	260	U	100	260	r
95-48-7	2-Methylphenol (o-cresol)	260	U	170	260	r
39638-32-9	Bis(2-chloroisopropyl)ether	260	U	100	260	r
621-64-7	N-Nitrosodi-n-propylamine	190	U	120	190	r
HNX - M&P CRESO	3&4-Methylphenol (m&p-cresol)	260	U	150	260	r
98-86-2	Acetophenone	260	U	120	260	r
67-72-1	Hexachloroethane	190	U	110	190	r
98-95-3	Nitrobenzene	190	U	130	190	r
78-59-1	Isophorone	190	U	100	190	r
88-75-5	2-Nitrophenol	260	U	240	260	r
105-67-9	2,4-Dimethylphenol	260	U	92	260	r
111-91-1	Bis(2-chloroethoxy)methane	260	U	100	260	r
65-85-0	Benzoic Acid	1900	U	740	1900	r
120-83-2	2,4-Dichlorophenol	190	U	130	190	r
120-82-1	1,2,4-Trichlorobenzene	260	U	110	260	r
91-20-3	Naphthalene	260	U	110	260	r
106-47-8	4-Chloroaniline	300	U	170	300	r
87-68-3	Hexachlorobutadiene	260	U	130	260	r
59-50-7	4-Chloro-3-methylphenol	260	U	130	260	r
91-57-6	2-Methylnaphthalene	260	U	110	260	r
77-47-4	Hexachlorocyclopentadiene	260	U	110	260	r
95-94-3	1,2,4,5-Tetrachlorobenzene	260	U	130	260	r
88-06-2	2,4,6-Trichlorophenol	190	U	120	190	r
95-95-4	2,4,5-Trichlorophenol	260	U	200	260	r
91-58-7	2-Chloronaphthalene	260	U	110	260	r
100-01-6	4-Nitroaniline	370	U	120	370	r
131-11-3	Dimethylphthalate	260	U	110	260	r
606-20-2	2,6-Dinitrotoluene	190	U	120	190	r

FORM I SV

r=Result Reported U=Not Detected D=Reported Dilution E/J=Estimated Value X=Not Used S=Lab Solvent

CLIENT ID

SEMIVOLATILE ORGANICS ANALYSIS DATA SHEET

COMP-2

Client: NETC Lab: Phoenix Env. Labs

SDG No.: GCE67556 Lab Sample ID: CE67556

Sample wt/vol: 15.15 (g/mL) g Lab File ID: 1127_40.D

Concentrated Extract Volume: 1000 (uL) Date Received: 11/25/19

% Moisture: 11 Date Extracted: 11/27/19

Instrument: CHEM29 Inj. Vol. 1.0 (uL) Date Analyzed: 11/28/19

GPC Cleanup:(Y/N) N pH: Dilution Factor: 1

Matrix: (soil/water) Soil CONCENTRATION UNITS:(ug/L or ug/Kg) ug/Kg

CAS NO.	COMPOUND	CONC.	Q	MDL	PQL	R
208-96-8	Acenaphthylene	260	U	100	260	r
99-09-2	3-Nitroaniline	370	U	740	370	r
83-32-9	Acenaphthene	260	U	110	260	r
51-28-5	2,4-Dinitrophenol	260	U	260	260	r
132-64-9	Dibenzofuran	260	U	110	260	r
121-14-2	2,4-Dinitrotoluene	190	U	150	190	r
100-02-7	4-Nitrophenol	370	U	170	370	r
84-66-2	Diethyl phthalate	260	U	120	260	r
86-73-7	Fluorene	260	U	120	260	r
7005-72-3	4-Chlorophenyl phenyl ether	260	U	120	260	r
88-74-4	2-Nitroaniline	260	U	260	260	r
534-52-1	4,6-Dinitro-2-methylphenol	220	U	74	220	r
86-30-6	N-Nitrosodiphenylamine	260	U	140	260	r
122-66-7	Azobenzene	260	U	120	260	r
101-55-3	4-Bromophenyl phenyl ether	260	U	110	260	r
118-74-1	Hexachlorobenzene	190	U	110	190	r
87-86-5	Pentachlorophenol	220	U	140	220	r
82-68-8	Pentachloronitrobenzene	260	U	140	260	r
85-01-8	Phenanthrene	260	U	110	260	r
120-12-7	Anthracene	260	U	120	260	r
86-74-8	Carbazole	190	U	150	190	r
84-74-2	Di-n-butylphthalate	260	U	99	260	r
206-44-0	Fluoranthene	260	U	120	260	r
92-87-5	Benzidine	370	U	220	370	r
129-00-0	Pyrene	260	U	130	260	r
85-68-7	Benzyl butyl phthalate	260	U	96	260	r
117-81-7	Bis(2-ethylhexyl)phthalate	260	U	110	260	r
56-55-3	Benz(a)anthracene	260	U	120	260	r
218-01-9	Chrysene	260	U	120	260	r
117-84-0	Di-n-octylphthalate	260	U	96	260	r
91-94-1	3,3'-dichlorobenzidine	190	U	180	190	r
205-99-2	Benzo(b)fluoranthene	260	U	130	260	r
207-08-9	Benzo(k)fluoranthene	260	U	120	260	r
50-32-8	Benzo(a)pyrene	190	U	120	190	r
193-39-5	Indeno(1,2,3-cd)pyrene	260	U	120	260	r
53-70-3	Dibenz(a,h)anthracene	190	U	120	190	r

FORM I SV

r=Result Reported U=Not Detected D=Reported Dilution E/J=Estimated Value X=Not Used S=Lab Solvent

CLIENT ID

SEMIVOLATILE ORGANICS ANALYSIS DATA SHEET

COMP-2

Client: NETC Lab: Phoenix Env. Labs

SDG No.: GCE67556 Lab Sample ID: CE67556

Sample wt/vol: 15.15 (g/mL) g Lab File ID: 1127_40.D

Concentrated Extract Volume: 1000 (uL) Date Received: 11/25/19

% Moisture: 11 Date Extracted: 11/27/19

Instrument: CHEM29 Inj. Vol. 1.0 (uL) Date Analyzed: 11/28/19

GPC Cleanup:(Y/N) N pH: Dilution Factor: 1

Matrix: (soil/water) Soil CONCENTRATION UNITS:(ug/L or ug/Kg) ug/Kg

CAS NO.	COMPOUND	CONC.	Q	MDL	PQL	R
191-24-2	Benzo(ghi)perylene	260	U	120	260	r

FORM I SV

r=Result Reported U=Not Detected D=Reported Dilution E/J=Estimated Value X=Not Used S=Lab Solvent

Quantitation Report (QT Reviewed)

Data Path : H:\SV2019\CHEM29\11NOV\27\
Data File : 1127_40.D
Acq On : 28 Nov 2019 2:18 am
Operator :
Client ID : COMP-2
Lab ID : CE67556
ALS Vial : 9 Sample Multiplier: 1

Quant Time: Dec 02 10:44:36 2019
Quant Method : H:\SV2019\CHEM29\METHODS\29_SPLIT_1118.M
Quant Title : Semivolatiles by GC/MS - EPA Method 625/8270
QLast Update : Mon Dec 02 10:40:22 2019
Response via : Initial Calibration

Compound	R.T.	QIon	Response	Conc	Units	Dev(Min)
Internal Standards						
1) 1,4-Dichlorobenzene-d4	3.638	152	1077389	40.000	ng	0.00
26) Naphthalene-d8	4.661	136	4040071	40.000	ng	0.00
45) Acenaphthene-d10	6.176	164	2201354	40.000	ng	0.00
69) Phenanthrene-d10	7.463	188	4272953	40.000	ng	0.00
86) Chrysene-d12	10.348	240	3949768	40.000	ng	0.00
93) Perylene-d12	13.474	264	4239772	40.000	ng	0.00
System Monitoring Compounds						
6) % 2-Fluorophenol	2.780	112	1433207	45.363	ng	0.01
Spiked Amount 75.000	Range 30 - 130		Recovery = 60.48%			
7) % Phenol-d5	3.386	99	2108990	53.599	ng	0.00
Spiked Amount 75.000	Range 30 - 130		Recovery = 71.47%			
24) % Nitrobenzene-d5	4.091	82	1178075	32.236	ng	0.00
Spiked Amount 50.000	Range 30 - 130		Recovery = 64.48%			
48) % 2-Fluorobiphenyl	5.583	172	2723454	33.087	ng	0.00
Spiked Amount 50.000	Range 30 - 130		Recovery = 66.18%			
70) % 2,4,6-Tribromophenol	6.876	62	363008	59.326	ng	0.00
Spiked Amount 75.000	Range 30 - 130		Recovery = 79.11%			
85) % Terphenyl-d14	8.920	244	3506919	34.853	ng	0.00
Spiked Amount 50.000			Recovery = 69.70%			

Target Compounds Qvalue

(#)out of range (m)manual integration reviewed by analyst (+)signals summed

Quantitation Report (QT Reviewed)

Data Path : H:\SV2019\CHEM29\11NOV\27\
Data File : 1127_40.D
Acq On : 28 Nov 2019 2:18 am
Operator :
Client ID : COMP-2
Lab ID : CE67556
ALS Vial : 9 Sample Multiplier: 1

Quant Time: Dec 02 10:44:36 2019
Quant Method : H:\SV2019\CHEM29\METHODS\29_SPLIT_1118.M
Quant Title : Semivolatiles by GC/MS - EPA Method 625/8270
QLast Update : Mon Dec 02 10:40:22 2019
Response via : Initial Calibration

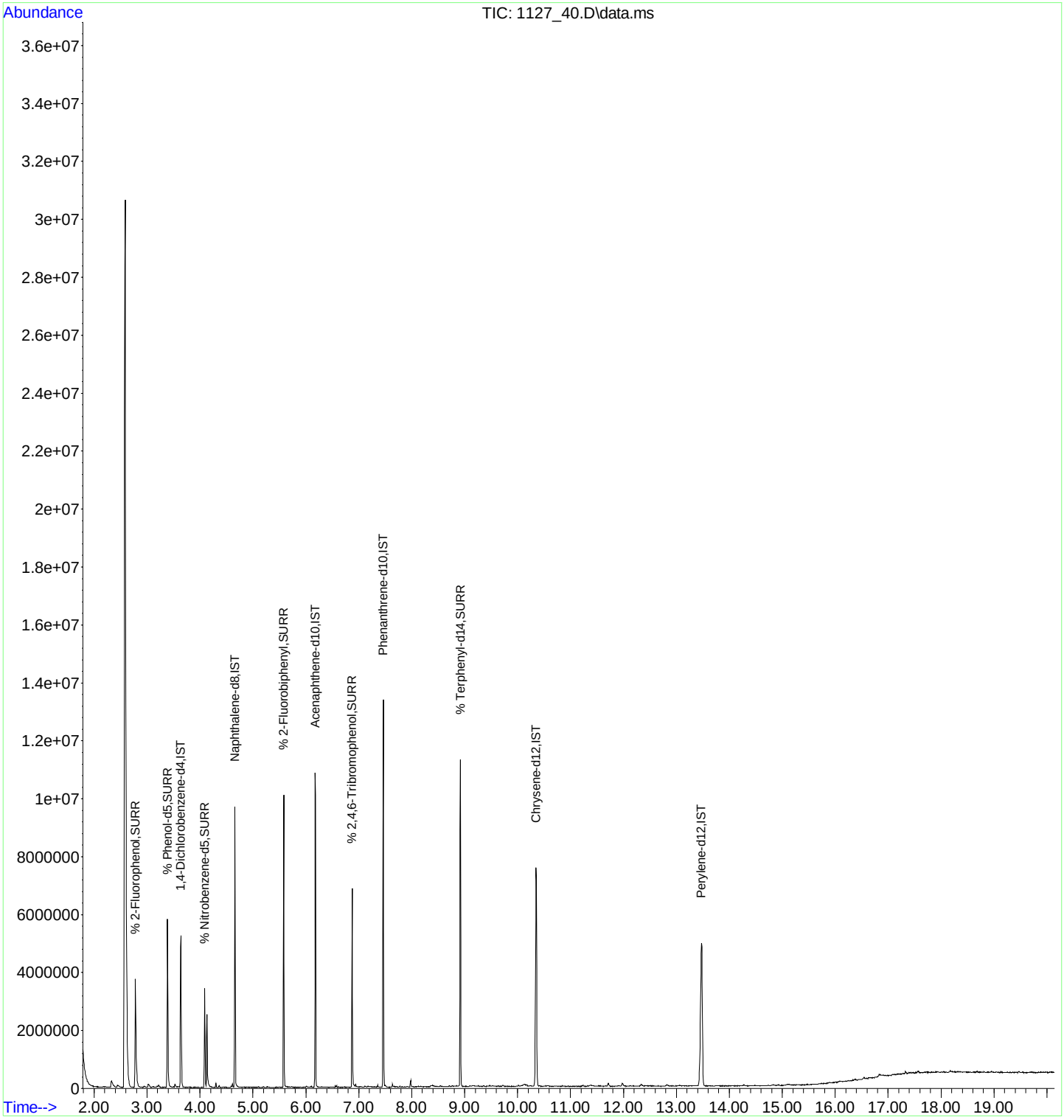

6B
SEMIVOLATILE ORGANICS INITIAL CALIBRATION DATA

Lab Name: Phoenix Environmental Labs Client: NETC

Lab Code: Phoenix Case No.: SAS No.: SDG No.: GCE67556

Instrument ID: CHEM29 Calibration Date(s): 11/18/19 11/19/19

Heated Purge (Y/N): n.a. Calibration Time(s): 21:09 03:11

GC Column: Method File: 29_SPLIT_1118.M

LAB FILE ID:

RRF 1	1118_15.D	RRF 2.5	1118_14.D	RRF 5	1118_13.D	RRF 10	1118_12.D
RRF 30	1118_11.D	RRF 50	1118_10.D	RRF 75	1118_09.D	RRF 100	1118_08.D

COMPOUND		RRF 1	RRF 2.5	RRF 5	RRF 10	RRF 30	RRF 50	RRF 75	RRF 100	$\overline{\text{RRF}}$	% RSD	% RSD LIMITS
N-Nitrosodimethylamine		0.718	0.694	0.705	0.722	0.779	0.699	0.713	0.713	0.718	3.7	20 (40)
Pyridine		1.305	1.292	1.318	1.322	1.431	1.319	1.322	1.325	1.329	3.2	20 (40)
Phenol		1.470	1.487	1.491	1.493	1.591	1.428	1.439	1.428	1.478	3.6	20 (40)
Bis(2-chloroethyl)ether		0.947	0.889	0.912	0.921	0.938	0.849	0.840	0.832	0.891	5.1	20 (40)
Aniline		1.395	1.415	1.640	2.005	2.072	1.879	1.800	1.692	1.737	14.5	20 (40)
2-Chlorophenol		1.229	1.218	1.284	1.274	1.348	1.209	1.226	1.207	1.250	3.9	20 (40)
1,3-Dichlorobenzene		1.561	1.494	1.505	1.482	1.569	1.426	1.452	1.473	1.495	3.3	20 (40)
1,4-Dichlorobenzene		1.494	1.519	1.471	1.473	1.599	1.451	1.466	1.421	1.487	3.6	20 (40)
1,2-Dichlorobenzene		1.468	1.415	1.425	1.421	1.512	1.363	1.389	1.370	1.420	3.5	20 (40)
2-Methylphenol (o-cresol)		0.912	0.965	0.952	0.936	1.012	0.901	0.916	0.923	0.940	3.9	20 (40)
Bis(2-chloroisopropyl)ether		1.394	1.311	1.296	1.301	1.368	1.212	1.210	1.181	1.284	6.0	20 (40)
N-Nitrosodi-n-propylamine		0.859	0.848	0.861	0.863	0.902	0.808	0.827	0.807	0.847	3.8	20 (40)
3&4-Methylphenol (m&p-cresol)		1.409	1.407	1.410	1.392	1.501	1.353	1.381	1.361	1.402	3.3	20 (40)
Acetophenone		1.811	1.814	1.771	1.782	1.892	1.689	1.728	1.682	1.771	4.0	20 (40)
Hexachloroethane		0.549	0.548	0.553	0.570	0.593	0.535	0.546	0.532	0.553	3.6	20 (40)
Nitrobenzene		1.374	1.313	1.329	1.305	1.405	1.261	1.276	1.237	1.313	4.3	20 (40)
Isophorone		0.621	0.639	0.635	0.647	0.661	0.571	0.534	0.492	0.600	10.2	20 (40)
2-Nitrophenol	*	0.058	0.063	0.065	0.065	0.069	0.059	0.056	0.052	0.061	9.1	20 (40)
2,4-Dimethylphenol		0.301	0.306	0.301	0.291	0.297	0.255	0.243	0.225	0.277	11.3	20 (40)
Bis(2-chloroethoxy)methane		0.385	0.375	0.382	0.374	0.377	0.329	0.309	0.287	0.352	10.9	20 (40)
Benzoic Acid			0.163	0.176	0.198	0.235	0.213	0.211	0.194	0.199	12.2	20 (40)
2,4-Dichlorophenol		0.264	0.277	0.281	0.285	0.292	0.257	0.244	0.228	0.266	8.3	20 (40)
1,2,4-Trichlorobenzene		0.339	0.349	0.336	0.337	0.342	0.295	0.280	0.258	0.317	10.8	20 (40)
Naphthalene		1.025	1.020	1.011	0.995	0.988	0.851	0.760	0.635	0.911	16.1	20 (40)
4-Chloroaniline		0.105	0.094	0.104	0.113	0.116	0.101	0.094	0.088	0.102	9.4	20 (40)
Hexachlorobutadiene		0.206	0.206	0.211	0.207	0.209	0.181	0.175	0.162	0.195	9.8	20 (40)
4-Chloro-3-methylphenol		0.241	0.262	0.270	0.269	0.276	0.240	0.226	0.213	0.250	9.2	20 (40)
2-Methylnaphthalene		0.707	0.716	0.725	0.719	0.728	0.641	0.593	0.532	0.670	11.0	20 (40)
Hexachlorocyclopentadiene		0.228	0.241	0.245	0.257	0.263	0.237	0.231	0.222	0.240	5.9	20 (40)
1,2,4,5-Tetrachlorobenzene		0.384	0.389	0.389	0.391	0.395	0.346	0.333	0.312	0.367	8.8	20 (40)
2,4,6-Trichlorophenol		0.361	0.381	0.396	0.399	0.429	0.406	0.419	0.408	0.400	5.3	20 (40)
2,4,5-Trichlorophenol		0.403	0.383	0.412	0.408	0.456	0.432	0.441	0.435	0.421	5.7	20 (40)
2-Chloronaphthalene		1.224	1.205	1.212	1.185	1.255	1.177	1.176	1.143	1.197	2.9	20 (40)
4-Nitroaniline		0.283	0.290	0.312	0.317	0.356	0.337	0.340	0.337	0.322	8.0	20 (40)
Dimethylphthalate		1.362	1.361	1.351	1.335	1.463	1.386	1.386	1.301	1.368	3.5	20 (40)
2,6-Dinitrotoluene		0.230	0.253	0.281	0.295	0.335	0.321	0.334	0.329	0.297	13.4	20 (40)
Acenaphthylene		1.885	1.886	1.897	1.901	2.048	1.857	1.788	1.623	1.861	6.5	20 (40)
3-Nitroaniline		0.245	0.287	0.259	0.244	0.296	0.319	0.331	0.316	0.287	12.0	20 (40)
Acenaphthene		1.259	1.163	1.117	1.114	1.230	1.150	1.174	1.118	1.166	4.6	20 (40)
2,4-Dinitrophenol	qi	1.24	2.24	4.40	9.38	31.69	49.78	74.75	99.96	Coef R2	1.00	>=0.99
Dibenzofuran		1.772	1.729	1.713	1.687	1.859	1.718	1.683	1.513	1.709	5.7	20 (40)
2,4-Dinitrotoluene		0.269	0.328	0.370	0.378	0.431	0.416	0.424	0.415	0.379	14.9	20 (40)
4-Nitrophenol		0.173	0.210	0.226	0.236	0.260	0.254	0.258	0.250	0.233	12.8	20 (40)
Diethyl phthalate		1.357	1.379	1.388	1.382	1.510	1.376	1.381	1.293	1.383	4.3	20 (40)
Fluorene		1.377	1.371	1.388	1.365	1.493	1.395	1.399	1.318	1.388	3.6	20 (40)
4-Chlorophenyl phenyl ether		0.725	0.688	0.699	0.699	0.773	0.719	0.738	0.727	0.721	3.8	20 (40)
2-Nitroaniline		0.197	0.229	0.200	0.162	0.183	0.209	0.223	0.188	0.199	10.9	20 (40)
4,6-Dinitro-2-methylphenol	qi	1.14	2.27	4.74	9.67	31.75	48.86	74.85	100.20	Coef R2	1.00	>=0.99

* The minimum RRF was not met for this compound. (#) The maximum %RSD was not met for this compound

(*) Recommended RRF not met (+) %D exceeds criteria % (#) %D exceeds (maximum) %

%D: 10% of target compounds are allowed to be above criteria %, but must be less than the (maximum) %

(l) linear (li) linear inverse conc weight (li2) linear inverse conc weight squared (q) quadratic (qi) quadratic inverse conc weight (qi2) quadratic inverse conc weight squared

Compounds not using average response (l, li, li2, q, qi, qi2) display concentrations and not response factors

6C
SEMIVOLATILE ORGANICS INITIAL CALIBRATION DATA

Lab Name: Phoenix Environmental Labs Client: NETC

Lab Code: Phoenix Case No.: SAS No.: SDG No.: GCE67556

Instrument ID: CHEM29 Calibration Date(s): 11/18/19 11/19/19

Heated Purge (Y/N): n.a. Calibration Time(s): 21:09 03:11

GC Column: Method File: 29_SPLIT_1118.M

LAB FILE ID:

RRF 1	1118_15.D	RRF 2.5	1118_14.D	RRF 5	1118_13.D	RRF 10	1118_12.D
RRF 30	1118_11.D	RRF 50	1118_10.D	RRF 75	1118_09.D	RRF 100	1118_08.D

COMPOUND		RRF 1	RRF 2.5	RRF 5	RRF 10	RRF 30	RRF 50	RRF 75	RRF 100	$\overline{\text{RRF}}$	% RSD	% RSD LIMITS
N-Nitrosodiphenylamine		0.989	1.005	1.011	1.000	1.093	1.021	1.038	1.008	1.021	3.2	20 (40)
Azobenzene		1.393	1.413	1.421	1.408	1.660	1.535	1.521	1.419	1.471	6.3	20 (40)
4-Bromophenyl phenyl ether		0.220	0.211	0.211	0.216	0.238	0.221	0.226	0.226	0.221	4.1	20 (40)
Hexachlorobenzene	*	0.084	0.085	0.085	0.086	0.090	0.084	0.085	0.083	0.085	2.4	20 (40)
Pentachlorophenol		0.092	0.108	0.118	0.122	0.144	0.141	0.143	0.144	0.126	15.7	20 (40)
Pentachloronitrobenzene		0.053	0.068	0.064	0.069	0.075	0.071	0.072	0.072	0.068	10.1	20 (40)
Phenanthrene		1.072	1.054	1.041	1.044	1.121	1.021	0.965	0.880	1.025	7.1	20 (40)
Anthracene		1.081	1.084	1.075	1.101	1.149	1.046	0.991	0.868	1.049	8.2	20 (40)
Carbazole		0.942	0.967	0.962	0.975	1.039	0.952	0.927	0.842	0.951	5.8	20 (40)
Di-n-butylphthalate		1.027	1.088	1.134	1.198	1.281	1.154	1.036	0.908	1.103	10.4	20 (40)
Fluoranthene		1.147	1.211	1.214	1.239	1.348	1.235	1.170	1.046	1.201	7.2	20 (40)
Benzidine			0.635	0.702	0.748	0.796	0.843	0.815	0.751	0.756	9.4	20 (40)
Pyrene		1.188	1.248	1.245	1.254	1.339	1.232	1.172	1.070	1.218	6.4	20 (40)
Benzyl butyl phthalate		0.434	0.476	0.508	0.540	0.623	0.578	0.579	0.577	0.539	11.7	20 (40)
Bis(2-ethylhexyl)phthalate		0.527	0.608	0.646	0.691	0.787	0.732	0.748	0.746	0.686	12.7	20 (40)
Benz(a)anthracene		1.256	1.223	1.252	1.262	1.360	1.274	1.263	1.251	1.268	3.2	20 (40)
Chrysene		1.173	1.184	1.182	1.205	1.305	1.208	1.213	1.188	1.207	3.5	20 (40)
Di-n-octylphthalate	qi	1.22	2.37	4.38	8.97	31.86	49.77	76.01	98.93	Coef R2	1.00	>=0.99
3,3'-dichlorobenzidine		0.345	0.361	0.387	0.365	0.338	0.341	0.337	0.367	0.355	5.1	20 (40)
Benzo(b)fluoranthene		1.097	1.157	1.181	1.237	1.371	1.276	1.252	1.266	1.230	6.8	20 (40)
Benzo(k)fluoranthene		1.118	1.176	1.187	1.248	1.253	1.176	1.125	1.103	1.173	4.8	20 (40)
Benzo(a)pyrene		0.921	0.992	1.013	1.054	1.181	1.103	1.085	1.096	1.056	7.5	20 (40)
Indeno(1,2,3-cd)pyrene		1.051	1.027	0.972	1.011	1.140	1.088	1.143	1.062	1.062	5.7	20 (40)
Dibenz(a,h)anthracene		1.127	1.104	1.033	1.073	1.173	1.113	1.133	1.058	1.102	4.1	20 (40)
Benzo(ghi)perylene		1.349	1.168	1.080	1.102	1.154	1.089	1.125	1.018	1.136	8.6	20 (40)
% 2-Fluorophenol		1.175	1.119	1.168	1.169	1.274	1.157	1.167	1.155	1.173	3.8	20 (40)
% Phenol-d5		1.392	1.447	1.485	1.458	1.595	1.430	1.444	1.435	1.461	4.1	20 (40)
% Nitrobenzene-d5		1.350	1.349	1.352	1.376	1.462	1.326	1.334	1.305	1.357	3.5	20 (40)
% 2-Fluorobiphenyl		1.517	1.544	1.514	1.473	1.607	1.475	1.481	1.355	1.496	4.8	20 (40)
% 2,4,6-Tribromophenol		0.052	0.053	0.055	0.058	0.063	0.058	0.059	0.059	0.057	6.3	20 (40)
% Terphenyl-d14		0.893	0.931	0.930	0.952	1.032	0.954	0.949	0.894	0.942	4.6	20 (40)

* The minimum RRF was not met for this compound. (#) The maximum %RSD was not met for this compound

(*) Recommended RRF not met (+) %D exceeds criteria % (#) %D exceeds (maximum) %

%D: 10% of target compounds are allowed to be above criteria %, but must be less than the (maximum) %

(l) linear (li) linear inverse conc weight (li2) linear inverse conc weight squared (q) quadratic (qi) quadratic inverse conc weight (qi2) quadratic inverse conc weight squared

Compounds not using average response (l, li, li2, q, qi, qi2) display concentrations and not response factors

Response Factor Report GCMS05

Method Path : H:\SV2019\CHEM29\METHODS\
Method File : 29_SPLIT_1118.M
Title : Semivolatiles by GC/MS - EPA Method 625/8270
Last Update : Tue Dec 03 14:45:16 2019
Response Via : Initial Calibration

Calibration Files (Note: Curves (l,lf,q,qf) display calculated conc and corr. coefficient.)
75 =1118_09.D 10 =1118_12.D 5 =1118_13.D 30 =1118_11.D 100 =1118_08.D 50 =1118_10.D 2.5 =1118_14.D 1 =1118_15.D
75B =1118_17.D 10B =1118_20.D 5B =1118_21.D 50B =1118_18.D 2.5B=1118_22.D 100B=1118_16.D 30B =1118_19.D

	Compound	75	10	5	30	100	50	2.5	1	75B	10B	5B	50B	2.5B	100B	30B	Avg	%RSD
1)	IST 1,4-Dichlorobenzen...	----------ISTD----------																
2)	T N-Nitrosodimet...	0.713	0.722	0.705	0.779	0.713	0.699	0.694	0.718								0.718	3.68
3)	T Pyridine	1.322	1.322	1.318	1.431	1.325	1.319	1.292	1.305								1.329	3.20
6)	SURR% 2-Fluorophenol	1.167	1.169	1.168	1.274	1.155	1.157	1.119	1.175								1.173	3.79
7)	SURR% Phenol-d5	1.444	1.458	1.485	1.595	1.435	1.430	1.447	1.392								1.461	4.12
8)	p Phenol	1.439	1.493	1.491	1.591	1.428	1.428	1.487	1.470								1.478	3.59
9)	p Bis(2-chloroet...	0.840	0.921	0.912	0.938	0.832	0.849	0.889	0.947								0.891	5.10
10)	T Aniline	1.800	2.005	1.640	2.072	1.692	1.879	1.415	1.395								1.737	14.45
12)	p 2-Chlorophenol	1.226	1.274	1.284	1.348	1.207	1.209	1.218	1.229								1.250	3.93
13)	T 1,3-Dichlorobe...	1.452	1.482	1.505	1.569	1.473	1.426	1.494	1.561								1.495	3.32
14)	1,4-Dichlorobe...	1.466	1.473	1.471	1.599	1.421	1.451	1.519	1.494								1.487	3.61
16)	T 1,2-Dichlorobe...	1.389	1.421	1.425	1.512	1.370	1.363	1.415	1.468								1.420	3.53
17)	p 2-Methylphenol...	0.916	0.936	0.952	1.012	0.923	0.901	0.965	0.912								0.940	3.86
18)	T Bis(2-chlorois...	1.210	1.301	1.296	1.368	1.181	1.212	1.311	1.394								1.284	6.01
19)	p N-Nitrosodi-n-...	0.827	0.863	0.861	0.902	0.807	0.808	0.848	0.859								0.847	3.77
20)	p 3&4-Methylphen...	1.381	1.392	1.410	1.501	1.361	1.353	1.407	1.409								1.402	3.25
21)	p Acetophenone	1.728	1.782	1.771	1.892	1.682	1.689	1.814	1.811								1.771	3.97
23)	p Hexachloroethane	0.546	0.570	0.553	0.593	0.532	0.535	0.548	0.549								0.553	3.55
24)	SURR% Nitrobenzene-d5	1.334	1.376	1.352	1.462	1.305	1.326	1.349	1.350								1.357	3.50
25)	p Nitrobenzene	1.276	1.305	1.329	1.405	1.237	1.261	1.313	1.374								1.313	4.30
26)	IST Naphthalene-d8	----------ISTD----------																
27)	p Isophorone	0.534	0.647	0.635	0.661	0.492	0.571	0.639	0.621								0.600	10.17
28)	p 2-Nitrophenol	0.056	0.065	0.065	0.069	0.052	0.059	0.063	0.058								0.061#	9.14
29)	p 2,4-Dimethylph...	0.243	0.291	0.301	0.297	0.225	0.255	0.306	0.301								0.277	11.31
30)	p Bis(2-chloroet...	0.309	0.374	0.382	0.377	0.287	0.329	0.375	0.385								0.352	10.86
31)	T Benzoic Acid	0.211	0.198	0.176	0.235	0.194	0.213	0.163									0.199	12.16
32)	p 2,4-Dichloroph...	0.244	0.285	0.281	0.292	0.228	0.257	0.277	0.264								0.266	8.31
33)	T 1,2,4-Trichlor...	0.280	0.337	0.336	0.342	0.258	0.295	0.349	0.339								0.317	10.82
36)	p Naphthalene	0.760	0.995	1.011	0.988	0.635	0.851	1.020	1.025								0.911	16.09
37)	p 4-Chloroaniline	0.094	0.113	0.104	0.116	0.088	0.101	0.094	0.105								0.102	9.36
40)	p Hexachlorobuta...	0.175	0.207	0.211	0.209	0.162	0.181	0.206	0.206								0.195	9.83
41)	p 4-Chloro-3-met...	0.226	0.269	0.270	0.276	0.213	0.240	0.262	0.241								0.250	9.18
42)	p 2-Methylnaphth...	0.593	0.719	0.725	0.728	0.532	0.641	0.716	0.707								0.670	11.01
43)	p Hexachlorocycl...	0.231	0.257	0.245	0.263	0.222	0.237	0.241	0.228								0.240	5.93
44)	p 1,2,4,5-Tetrac...	0.333	0.391	0.389	0.395	0.312	0.346	0.389	0.384								0.367	8.77
45)	IST Acenaphthene-d10	----------ISTD----------																
46)	p 2,4,6-Trichlor...	0.419	0.399	0.396	0.429	0.408	0.406	0.381	0.361								0.400	5.34
47)	p 2,4,5-Trichlor...	0.441	0.408	0.412	0.456	0.435	0.432	0.383	0.403								0.421	5.66
48)	SURR% 2-Fluorobiph...	1.481	1.473	1.514	1.607	1.355	1.475	1.544	1.517								1.496	4.83
49)	p 2-Chloronaphth...	1.176	1.185	1.212	1.255	1.143	1.177	1.205	1.224								1.197	2.86

Method Path : H:\SV2019\CHEM29\METHODS\
Method File : 29_SPLIT_1118.M
Title : Semivolatiles by GC/MS - EPA Method 625/8270

50)	p	4-Nitroaniline	0.340	0.317	0.312	0.356	0.337	0.337	0.290	0.283							0.322	8.00
52)	p	Dimethylphthalate	1.386	1.335	1.351	1.463	1.301	1.386	1.361	1.362							1.368	3.46
53)	p	2,6-Dinitrotol...	0.334	0.295	0.281	0.335	0.329	0.321	0.253	0.230							0.297	13.43
54)	p	Acenaphthylene	1.788	1.901	1.897	2.048	1.623	1.857	1.886	1.885							1.861	6.46
55)	p	3-Nitroaniline	0.331	0.244	0.259	0.296	0.316	0.319	0.287	0.245							0.287	11.95
56)	p	Acenaphthene	1.174	1.114	1.117	1.230	1.118	1.150	1.163	1.259							1.166	4.63
57)	Pqi	2,4-Dinitrophenol	74.75	9.382	4.404	31.69	99.96	49.78	2.241	1.236							Coef R2	1.00
58)	p	Dibenzofuran	1.683	1.687	1.713	1.859	1.513	1.718	1.729	1.772							1.709	5.69
59)	p	2,4-Dinitrotol...	0.424	0.378	0.370	0.431	0.415	0.416	0.328	0.269							0.379	14.85
60)	p	4-Nitrophenol	0.258	0.236	0.226	0.260	0.250	0.254	0.210	0.173							0.233	12.76
62)	p	Diethyl phthalate	1.381	1.382	1.388	1.510	1.293	1.376	1.379	1.357							1.383	4.33
63)	p	Fluorene	1.399	1.365	1.388	1.493	1.318	1.395	1.371	1.377							1.388	3.55
64)	p	4-Chlorophenyl...	0.738	0.699	0.699	0.773	0.727	0.719	0.688	0.725							0.721	3.75
65)	p	2-Nitroaniline	0.223	0.162	0.200	0.183	0.188	0.209	0.229	0.197							0.199	10.93
66)	pqi	4,6-Dinitro-2-...	74.85	9.668	4.744	31.75	100.2	48.86	2.268	1.141							Coef R2	1.00
67)	p	N-Nitrosodiphe...	1.038	1.000	1.011	1.093	1.008	1.021	1.005	0.989							1.021	3.21
68)	T	Azobenzene	1.521	1.408	1.421	1.660	1.419	1.535	1.413	1.393							1.471	6.34
69)	IST	Phenanthrene-d10	----------ISTD----------															
70)	SURR%	2,4,6-Tribro...	0.059	0.058	0.055	0.063	0.059	0.058	0.053	0.052							0.057	6.33
71)	p	4-Bromophenyl ...	0.226	0.216	0.211	0.238	0.226	0.221	0.211	0.220							0.221	4.05
72)	p	Hexachlorobenzene	0.085	0.086	0.085	0.090	0.083	0.084	0.085	0.084							0.085#	2.41
74)	p	Pentachlorophenol	0.143	0.122	0.118	0.144	0.144	0.141	0.108	0.092							0.126	15.66
75)	T	Pentachloronit...	0.072	0.069	0.064	0.075	0.072	0.071	0.068	0.053							0.068	10.12
77)	p	Phenanthrene	0.965	1.044	1.041	1.121	0.880	1.021	1.054	1.072							1.025	7.14
78)	p	Anthracene	0.991	1.101	1.075	1.149	0.868	1.046	1.084	1.081							1.049	8.19
79)	p	Carbazole	0.927	0.975	0.962	1.039	0.842	0.952	0.967	0.942							0.951	5.78
80)	p	Di-n-butylphth...	1.036	1.198	1.134	1.281	0.908	1.154	1.088	1.027							1.103	10.42
82)	p	Fluoranthene	1.170	1.239	1.214	1.348	1.046	1.235	1.211	1.147							1.201	7.19
83)	p	Benzidine									0.815	0.748	0.702	0.843	0.635	0.751	0.756	9.38
84)	p	Pyrene	1.172	1.254	1.245	1.339	1.070	1.232	1.248	1.188							1.218	6.41
85)	SURR%	Terphenyl-d14	0.949	0.952	0.930	1.032	0.894	0.954	0.931	0.893							0.942	4.63
86)	IST	Chrysene-d12	----------ISTD----------															
87)	p	Benzyl butyl p...	0.579	0.540	0.508	0.623	0.577	0.578	0.476	0.434							0.539	11.65
88)	p	Bis(2-ethylhex...	0.748	0.691	0.646	0.787	0.746	0.732	0.608	0.527							0.686	12.66
89)	p	Benz(a)anthracene	1.263	1.262	1.252	1.360	1.251	1.274	1.223	1.256							1.268	3.17
90)	p	Chrysene	1.213	1.205	1.182	1.305	1.188	1.208	1.184	1.173							1.207	3.46
91)	pqi	Di-n-octylphth...	76.01	8.974	4.375	31.86	98.93	49.77	2.367	1.221							Coef R2	1.00
92)	p	3,3'-dichlorob...	0.337	0.365	0.387	0.338	0.367	0.341	0.361	0.345							0.355	5.05
93)	IST	Perylene-d12	----------ISTD----------															
94)	p	Benzo(b)fluora...	1.252	1.237	1.181	1.371	1.266	1.276	1.157	1.097							1.230	6.83
95)	p	Benzo(k)fluora...	1.125	1.248	1.187	1.253	1.103	1.176	1.176	1.118							1.173	4.83
96)	p	Benzo(a)pyrene	1.085	1.054	1.013	1.181	1.096	1.103	0.992	0.921							1.056	7.53
97)	p	Indeno(1,2,3-c...	1.143	1.011	0.972	1.140	1.062	1.088	1.027	1.051							1.062	5.68
98)	p	Dibenz(a,h)ant...	1.133	1.073	1.033	1.173	1.058	1.113	1.104	1.127							1.102	4.10
99)	p	Benzo(ghi)pery...	1.125	1.102	1.080	1.154	1.018	1.089	1.168	1.349							1.136	8.63

(#,$,@)=Out of Range l=linear lf=linear(0,0) q=Quadratic qf=Quadratic(0,0)

Quantitation Report (RF) (QT Reviewed)

Data Path : H:\SV2019\CHEM29\11NOV\18\
Data File : 1118_08.D
Acq On : 18 Nov 2019 9:09 pm
Operator :
Client ID : ICAL 100
Lab ID : 100PPM 8270; 92C
ALS Vial : 4 Sample Multiplier: 1

Quant Time: Nov 19 12:29:07 2019
Quant Method : H:\SV2019\CHEM29\METHODS\29_SPLIT_1118.M
Quant Title : Semivolatiles by GC/MS - EPA Method 625/8270
QLast Update : Tue Nov 19 12:24:01 2019
Response via : Initial Calibration

Compound	R.T.	QIon	Response	Conc	Units	Dev(Min)
Internal Standards						
1) 1,4-Dichlorobenzene-d4	3.797	152	762924	40.000	ng	0.00
26) Naphthalene-d8	4.825	136	3517689	40.000	ng	0.00
45) Acenaphthene-d10	6.353	164	1449215	40.000	ng	0.00
69) Phenanthrene-d10	7.639	188	2874535	40.000	ng	0.00
86) Chrysene-d12	10.654	240	2683968	40.000	ng	0.01
93) Perylene-d12	13.932	264	2811924	40.000	ng	0.02
System Monitoring Compounds						
6) % 2-Fluorophenol	2.916	112	2202336	101.110	ng	0.00
Spiked Amount 75.000	Range 30 - 130		Recovery	= 134.81%#		
7) % Phenol-d5	3.527	99	2736663	90.397	ng	0.00
Spiked Amount 75.000	Range 30 - 130		Recovery	= 120.53%		
24) % Nitrobenzene-d5	4.255	82	2488716	103.516	ng	0.00
Spiked Amount 50.000	Range 30 - 130		Recovery	= 207.04%#		
48) % 2-Fluorobiphenyl	5.753	172	4908544	103.289	ng	0.00
Spiked Amount 50.000	Range 30 - 130		Recovery	= 206.58%#		
70) % 2,4,6-Tribromophenol	7.046	62	421437	93.841	ng	0.00
Spiked Amount 75.000	Range 30 - 130		Recovery	= 125.12%		
85) % Terphenyl-d14	9.132	244	6423678	130.237	ng	0.00
Spiked Amount 50.000			Recovery	= 260.48%		
Target Compounds						Qvalue
2) N-Nitrosodimethylamine	2.210	74	1360420	99.337	ng	98
3) Pyridine	2.216	79	2526642	99.661	ng	99
8) Phenol	3.538	94	2724224	96.611	ng	98
9) Bis(2-chloroethyl)ether	3.609	63	1587732	93.405	ng #	41
10) Aniline	3.585	93	3226765	97.390	ng	93
12) 2-Chlorophenol	3.668	128	2302696	96.620	ng	98
13) 1,3-Dichlorobenzene	3.773	146	2809527	98.516	ng	99
14) 1,4-Dichlorobenzene	3.809	146	2710518	95.580	ng	99
16) 1,2-Dichlorobenzene	3.961	146	2612783	96.438	ng	99
17) 2-Methylphenol (o-cresol)	3.991	107	1760387	98.225	ng	97
18) Bis(2-chloroisopropyl)...	4.020	45	2253485	92.003	ng	99
19) N-Nitrosodi-n-propylamine	4.144	70	1539605	95.316	ng	98
20) 3&4-Methylphenol (m&p-...	4.108	107	2596602	97.126	ng #	47
21) Acetophenone	4.126	105	3207564	94.952	ng	78
23) Hexachloroethane	4.196	117	1014148	96.129	ng	98
25) Nitrobenzene	4.273	77	2359562	94.251	ng	99
27) Isophorone	4.449	82	4325351	81.993	ng	98
28) 2-Nitrophenol	4.525	81	456550	85.269	ng	94
29) 2,4-Dimethylphenol	4.531	107	1981283	81.220	ng	98
30) Bis(2-chloroethoxy)met...	4.619	93	2523731	81.460	ng	99
32) 2,4-Dichlorophenol	4.713	162	2003624	85.657	ng	98
33) 1,2,4-Trichlorobenzene	4.790	180	2267796	81.365	ng	99
36) Naphthalene	4.849	128	5583542	69.729	ng	95
37) 4-Chloroaniline	4.901	65	777845	86.816	ng	99
40) Hexachlorobutadiene	4.984	225	1421224	83.070	ng	99
41) 4-Chloro-3-methylphenol	5.307	107	1871007	85.243	ng	98
42) 2-Methylnaphthalene	5.424	142	4676268	79.374	ng	99
43) Hexachlorocyclopentadiene	5.618	237	1950513	92.281	ng	99
44) 1,2,4,5-Tetrachloroben...	5.607	216	2743636	84.897	ng	99
46) 2,4,6-Trichlorophenol	5.689	196	1479506	110.550	ng	99
47) 2,4,5-Trichlorophenol	5.730	196	1574599	111.343	ng	100
49) 2-Chloronaphthalene	5.853	162	4142861	95.517	ng	96
50) 4-Nitroaniline	5.971	65	1222421	81.793	ng	99
52) Dimethylphthalate	6.135	163	4712331	95.067	ng	98

Quantitation Report (RF) (QT Reviewed)

Data Path : H:\SV2019\CHEM29\11NOV\18\
Data File : 1118_08.D
Acq On : 18 Nov 2019 9:09 pm
Operator :
Client ID : ICAL 100
Lab ID : 100PPM 8270; 92C
ALS Vial : 4 Sample Multiplier: 1

Quant Time: Nov 19 12:29:07 2019
Quant Method : H:\SV2019\CHEM29\METHODS\29_SPLIT_1118.M
Quant Title : Semivolatiles by GC/MS - EPA Method 625/8270
QLast Update : Tue Nov 19 12:24:01 2019
Response via : Initial Calibration

Compound	R.T.	QIon	Response	Conc Units	Dev(Min)
53) 2,6-Dinitrotoluene	6.206	165	1191966	103.699 ng	93
54) Acenaphthylene	6.218	152	5879417	87.213 ng	93
55) 3-Nitroaniline	6.329	138	1144760	93.569 ng	96
56) Acenaphthene	6.382	154	4049350	95.883 ng	97
57) 2,4-Dinitrophenol	6.417	184	738386	128.955 ng	99
58) Dibenzofuran	6.517	168	5483422	88.544 ng	92
59) 2,4-Dinitrotoluene	6.547	165	1503740	111.213 ng	96
60) 4-Nitrophenol	6.458	65	905466	98.331 ng	100
62) Diethyl phthalate	6.746	149	4683685	93.462 ng	95
63) Fluorene	6.817	166	4776507	94.962 ng	100
64) 4-Chlorophenyl phenyl ...	6.805	204	2633505	100.828 ng	99
65) 2-Nitroaniline	6.882	108	680439	94.442 ng	97
66) 4,6-Dinitro-2-methylph...	6.905	198	1001667	126.437 ng	97
67) N-Nitrosodiphenylamine	6.923	169	3652454	98.784 ng	99
68) Azobenzene	6.946	77	5139470	96.433 ng	95
71) 4-Bromophenyl phenyl e...	7.228	248	1625665	102.360 ng	97
72) Hexachlorobenzene	7.369	142	599840	97.805 ng	94
74) Pentachlorophenol	7.522	266	1034740	116.993 ng	99
75) Pentachloronitrobenzene	7.598	214	520873	109.751 ng	99
77) Phenanthrene	7.663	178	6324486	85.888 ng	91
78) Anthracene	7.704	178	6240539	82.749 ng	89
79) Carbazole	7.839	167	6053528	88.588 ng	93
80) Di-n-butylphthalate	8.151	149	6528438	82.336 ng	93
82) Fluoranthene	8.744	202	7520301	87.116 ng	90
84) Pyrene	8.979	202	7687993	87.806 ng	92
87) Benzyl butyl phthalate	9.766	149	3873334	67.969 ng	99
88) Bis(2-ethylhexyl)phtha...	10.718	149	5008911	65.876 ng	98
89) Benz(a)anthracene	10.624	228	8395108	98.688 ng	98
90) Chrysene	10.707	228	7974620	98.431 ng	97
91) Di-n-octylphthalate	12.029	149	8883034	69.280 ng	99
92) 3,3'-dichlorobenzidine	10.613	252	2465152	103.418 ng	99
94) Benzo(b)fluoranthene	12.939	252	8902342	102.978 ng	98
95) Benzo(k)fluoranthene	13.016	252	7752257	94.000 ng	99
96) Benzo(a)pyrene	13.785	252	7701827	103.795 ng	100
97) Indeno(1,2,3-cd)pyrene	16.459	276	7464536	81.602 ng	98
98) Dibenz(a,h)anthracene	16.506	278	7434495	78.034 ng	99
99) Benzo(ghi)perylene	16.864	276	7155088	81.721 ng	99

(#)out of range (m)manual integration reviewed by analyst (+)signals summed

Quantitation Report (RF) (QT Reviewed)

Data Path : H:\SV2019\CHEM29\11NOV\18\
Data File : 1118_08.D
Acq On : 18 Nov 2019 9:09 pm
Operator :
Client ID : ICAL 100
Lab ID : 100PPM 8270; 92C
ALS Vial : 4 Sample Multiplier: 1

Quant Time: Nov 19 12:29:07 2019
Quant Method : H:\SV2019\CHEM29\METHODS\29_SPLIT_1118.M
Quant Title : Semivolatiles by GC/MS - EPA Method 625/8270
QLast Update : Tue Nov 19 12:24:01 2019
Response via : Initial Calibration

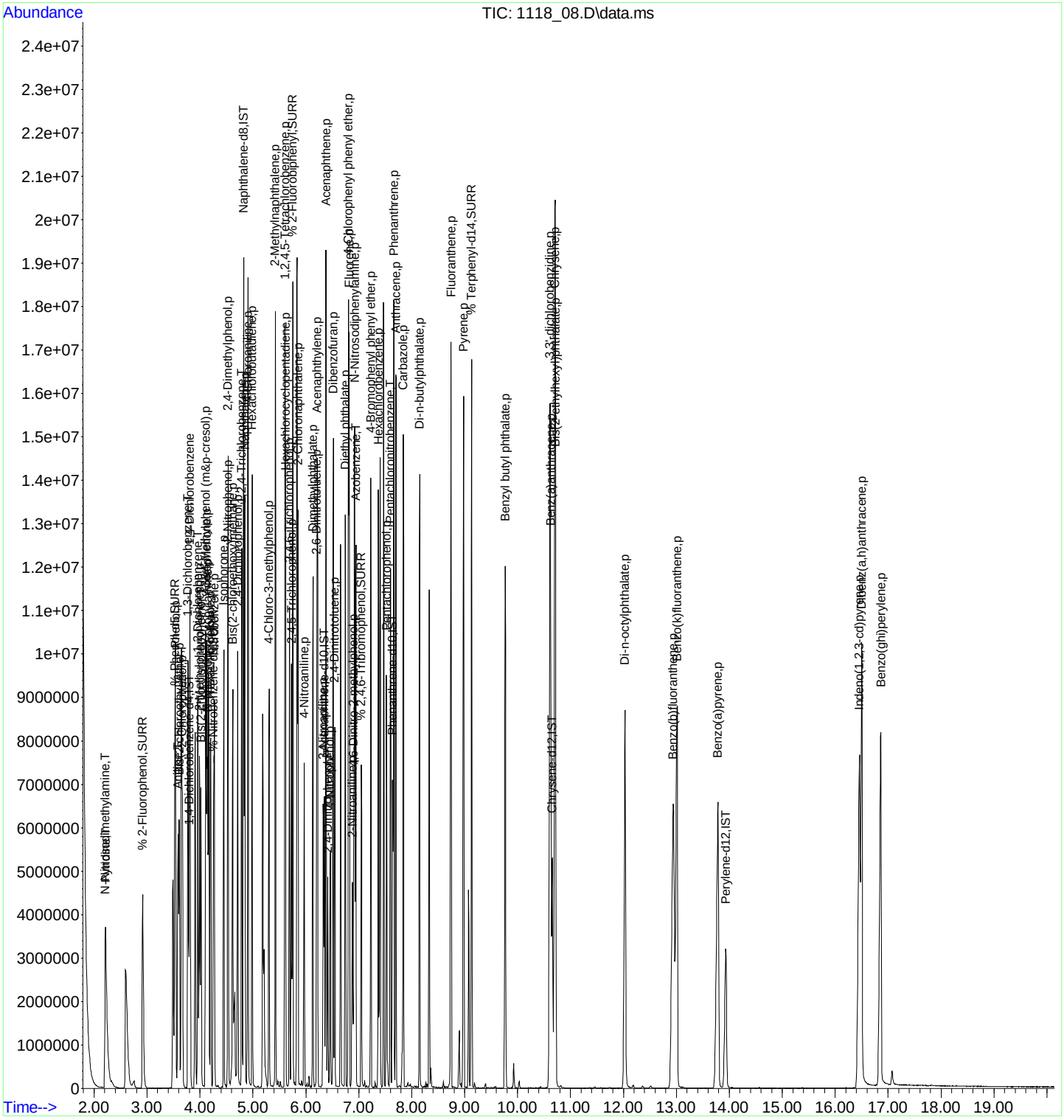

Quantitation Report (RF) (QT Reviewed)

Data Path : H:\SV2019\CHEM29\11NOV\18\
Data File : 1118_09.D
Acq On : 18 Nov 2019 9:35 pm
Operator :
Client ID : ICAL 75
Lab ID : 75PPM 8270; 92D
ALS Vial : 5 Sample Multiplier: 1

Quant Time: Nov 19 12:30:09 2019
Quant Method : H:\SV2019\CHEM29\METHODS\29_SPLIT_1118.M
Quant Title : Semivolatiles by GC/MS - EPA Method 625/8270
QLast Update : Tue Nov 19 12:25:27 2019
Response via : Initial Calibration

Compound	R.T.	QIon	Response	Conc	Units	Dev(Min)
Internal Standards						
1) 1,4-Dichlorobenzene-d4	3.797	152	736456	40.000	ng	0.00
26) Naphthalene-d8	4.825	136	3200113	40.000	ng	0.00
45) Acenaphthene-d10	6.347	164	1391585	40.000	ng	0.00
69) Phenanthrene-d10	7.639	188	2797649	40.000	ng	0.00
86) Chrysene-d12	10.648	240	2638311	40.000	ng	0.00
93) Perylene-d12	13.932	264	2820512	40.000	ng	0.02
System Monitoring Compounds						
6) % 2-Fluorophenol	2.910	112	1610811	76.611	ng	0.00
Spiked Amount 75.000	Range 30 - 130		Recovery	= 102.15%		
7) % Phenol-d5	3.527	99	1994227	68.241	ng	0.00
Spiked Amount 75.000	Range 30 - 130		Recovery	= 90.99%		
24) % Nitrobenzene-d5	4.255	82	1842222	79.380	ng	0.00
Spiked Amount 50.000	Range 30 - 130		Recovery	= 158.76%#		
48) % 2-Fluorobiphenyl	5.753	172	3864778	84.693	ng	0.00
Spiked Amount 50.000	Range 30 - 130		Recovery	= 169.38%#		
70) % 2,4,6-Tribromophenol	7.046	62	311318	71.226	ng	0.00
Spiked Amount 75.000	Range 30 - 130		Recovery	= 94.97%		
85) % Terphenyl-d14	9.132	244	4976832	103.676	ng	0.00
Spiked Amount 50.000			Recovery	= 207.36%		
Target Compounds						Qvalue
2) N-Nitrosodimethylamine	2.205	74	984518	74.473	ng	99
3) Pyridine	2.216	79	1825005	74.573	ng	99
8) Phenol	3.532	94	1987158	73.005	ng	99
9) Bis(2-chloroethyl)ether	3.609	63	1160275	70.711	ng	90
10) Aniline	3.585	93	2484942	77.696	ng	96
12) 2-Chlorophenol	3.662	128	1693321	73.605	ng	98
13) 1,3-Dichlorobenzene	3.773	146	2005459	72.849	ng	99
14) 1,4-Dichlorobenzene	3.809	146	2024631	73.960	ng	99
16) 1,2-Dichlorobenzene	3.955	146	1918654	73.363	ng	99
17) 2-Methylphenol (o-cresol)	3.991	107	1264365	73.084	ng	96
18) Bis(2-chloroisopropyl)...	4.020	45	1670218	70.641	ng	99
19) N-Nitrosodi-n-propylamine	4.138	70	1142232	73.257	ng	98
20) 3&4-Methylphenol (m&p-...	4.102	107	1906472	73.874	ng #	48
21) Acetophenone	4.126	105	2386624	73.189	ng	80
23) Hexachloroethane	4.196	117	753417	73.981	ng	99
25) Nitrobenzene	4.267	77	1761994	72.911	ng	99
27) Isophorone	4.443	82	3201227	66.706	ng	99
28) 2-Nitrophenol	4.525	81	337797	69.351	ng	95
29) 2,4-Dimethylphenol	4.531	107	1458731	65.733	ng	99
30) Bis(2-chloroethoxy)met...	4.614	93	1852958	65.745	ng	99
31) Benzoic Acid	4.643	105	1263141m	143.620	ng	98
32) 2,4-Dichlorophenol	4.707	162	1464625	68.828	ng	99
33) 1,2,4-Trichlorobenzene	4.790	180	1679587	66.242	ng	100
36) Naphthalene	4.843	128	4562005	62.625	ng	98
37) 4-Chloroaniline	4.901	65	563587	69.145	ng	100
40) Hexachlorobutadiene	4.984	225	1049893	67.456	ng	98
41) 4-Chloro-3-methylphenol	5.301	107	1358710	68.046	ng	97
42) 2-Methylnaphthalene	5.424	142	3558822	66.401	ng	100
43) Hexachlorocyclopentadiene	5.618	237	1383211	71.936	ng	100
44) 1,2,4,5-Tetrachloroben...	5.606	216	1998922	67.992	ng	99
46) 2,4,6-Trichlorophenol	5.689	196	1093205	88.183	ng	100
47) 2,4,5-Trichlorophenol	5.724	196	1151010	88.184	ng	99
49) 2-Chloronaphthalene	5.847	162	3067407	73.650	ng	98
50) 4-Nitroaniline	5.965	65	886798	63.095	ng	100

Quantitation Report (RF) (QT Reviewed)

Data Path : H:\SV2019\CHEM29\11NOV\18\
Data File : 1118_09.D
Acq On : 18 Nov 2019 9:35 pm
Operator :
Client ID : ICAL 75
Lab ID : 75PPM 8270; 92D
ALS Vial : 5 Sample Multiplier: 1

Quant Time: Nov 19 12:30:09 2019
Quant Method : H:\SV2019\CHEM29\METHODS\29_SPLIT_1118.M
Quant Title : Semivolatiles by GC/MS - EPA Method 625/8270
QLast Update : Tue Nov 19 12:25:27 2019
Response via : Initial Calibration

Compound	R.T.	QIon	Response	Conc Units	Dev(Min)
52) Dimethylphthalate	6.129	163	3617190	75.995 ng	98
53) 2,6-Dinitrotoluene	6.206	165	871485	82.582 ng	94
54) Acenaphthylene	6.218	152	4665373	72.070 ng	97
55) 3-Nitroaniline	6.329	138	863725	77.398 ng	97
56) Acenaphthene	6.376	154	3064126	75.559 ng	98
57) 2,4-Dinitrophenol	6.411	184	492611	97.840 ng	100
58) Dibenzofuran	6.511	168	4392042	73.858 ng	97
59) 2,4-Dinitrotoluene	6.541	165	1105980	88.258 ng	97
60) 4-Nitrophenol	6.458	65	673808	77.420 ng	100
62) Diethyl phthalate	6.740	149	3602341	74.861 ng	98
63) Fluorene	6.817	166	3651203	75.596 ng	100
64) 4-Chlorophenyl phenyl ...	6.799	204	1924413	76.730 ng	99
65) 2-Nitroaniline	6.876	108	581352	84.030 ng	97
66) 4,6-Dinitro-2-methylph...	6.899	198	676857	97.135 ng	99
67) N-Nitrosodiphenylamine	6.917	169	2708014	76.274 ng	99
68) Azobenzene	6.940	77	3969339	77.562 ng	98
71) 4-Bromophenyl phenyl e...	7.228	248	1183756	76.584 ng	98
72) Hexachlorobenzene	7.369	142	447828	75.026 ng	97
74) Pentachlorophenol	7.522	266	752397	94.604 ng	99
75) Pentachloronitrobenzene	7.598	214	376437	86.852 ng	99
77) Phenanthrene	7.657	178	5062788	70.643 ng	95
78) Anthracene	7.698	178	5196253	70.795 ng	95
79) Carbazole	7.839	167	4862171	73.109 ng	97
80) Di-n-butylphthalate	8.145	149	5434851	70.428 ng	96
82) Fluoranthene	8.738	202	6135472	73.027 ng	95
84) Pyrene	8.979	202	6145682	72.120 ng	96
87) Benzyl butyl phthalate	9.766	149	2864215	52.999 ng	99
88) Bis(2-ethylhexyl)phtha...	10.712	149	3701752	52.061 ng	99
89) Benz(a)anthracene	10.618	228	6248983	74.731 ng	100
90) Chrysene	10.701	228	6002156	75.367 ng	99
91) Di-n-octylphthalate	12.023	149	6712236	55.518 ng	100
92) 3,3'-dichlorobenzidine	10.601	252	1667221	71.154 ng	98
94) Benzo(b)fluoranthene	12.933	252	6621799	76.364 ng	99
95) Benzo(k)fluoranthene	13.004	252	5950994	71.939 ng	99
96) Benzo(a)pyrene	13.774	252	5736085	77.068 ng	100
97) Indeno(1,2,3-cd)pyrene	16.453	276	6044304	68.173 ng	99
98) Dibenz(a,h)anthracene	16.494	278	5991076	64.958 ng	99
99) Benzo(ghi)perylene	16.858	276	5947717	68.992 ng	100

(#)out of range (m)manual integration reviewed by analyst (+)signals summed

Quantitation Report (RF) (QT Reviewed)

Data Path : H:\SV2019\CHEM29\11NOV\18\
Data File : 1118_09.D
Acq On : 18 Nov 2019 9:35 pm
Operator :
Client ID : ICAL 75
Lab ID : 75PPM 8270; 92D
ALS Vial : 5 Sample Multiplier: 1

Quant Time: Nov 19 12:30:09 2019
Quant Method : H:\SV2019\CHEM29\METHODS\29_SPLIT_1118.M
Quant Title : Semivolatiles by GC/MS - EPA Method 625/8270
QLast Update : Tue Nov 19 12:25:27 2019
Response via : Initial Calibration

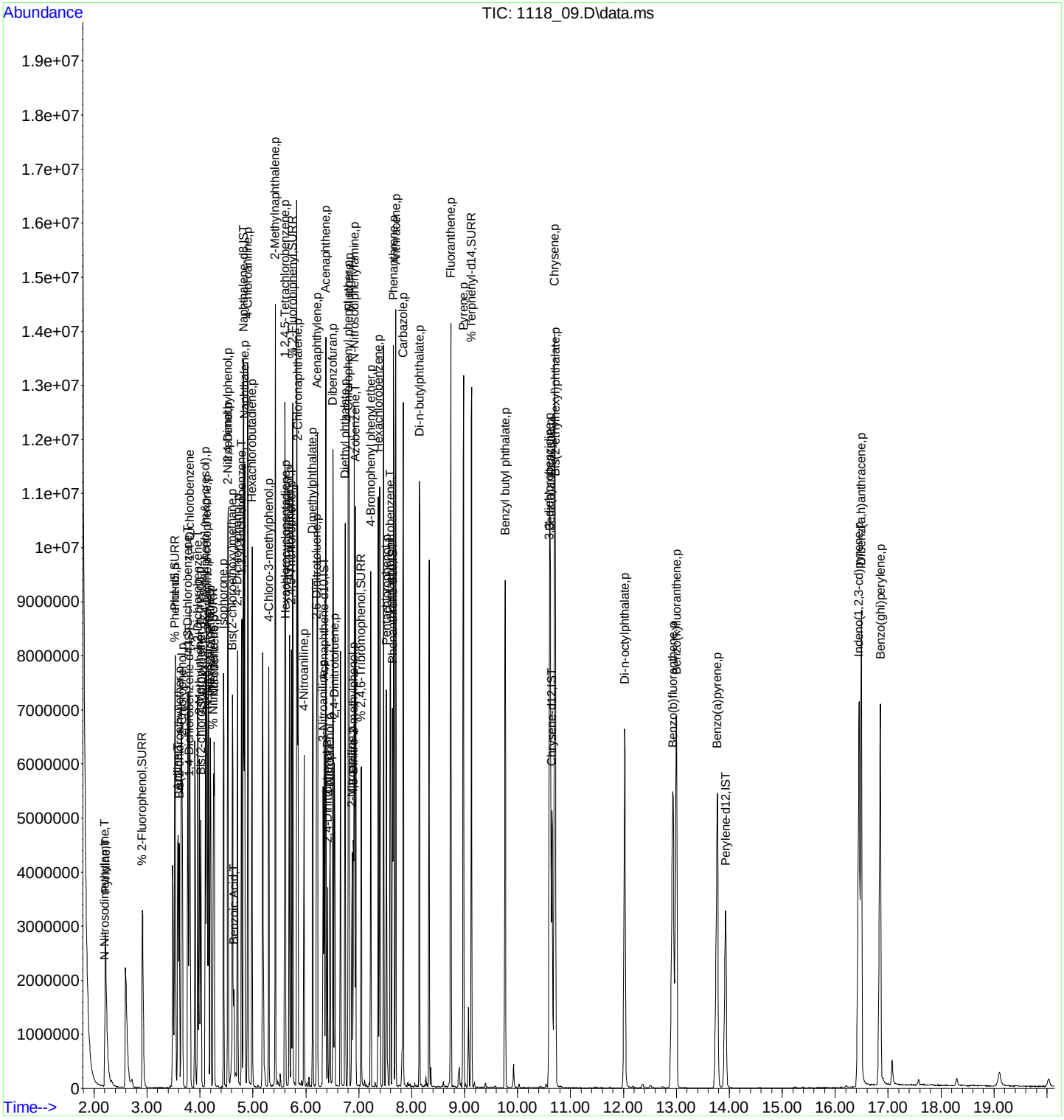

Quantitation Report (RF) (QT Reviewed)

Data Path : H:\SV2019\CHEM29\11NOV\18\
Data File : 1118_10.D
Acq On : 18 Nov 2019 10:01 pm
Operator :
Client ID : ICAL 50
Lab ID : 50PPM 8270; 92E
ALS Vial : 6 Sample Multiplier: 1

Quant Time: Nov 19 12:25:58 2019
Quant Method : H:\SV2019\CHEM29\METHODS\29_SPLIT_1118.M
Quant Title : Semivolatiles by GC/MS - EPA Method 625/8270
QLast Update : Tue Nov 19 12:25:27 2019
Response via : Initial Calibration

Compound	R.T.	QIon	Response	Conc	Units	Dev(Min)
Internal Standards						
1) 1,4-Dichlorobenzene-d4	3.797	152	773850	40.000	ng	0.00
26) Naphthalene-d8	4.825	136	3143744	40.000	ng	0.00
45) Acenaphthene-d10	6.347	164	1473495	40.000	ng	0.00
69) Phenanthrene-d10	7.633	188	2913502	40.000	ng	0.00
86) Chrysene-d12	10.648	240	2722645	40.000	ng	0.00
93) Perylene-d12	13.926	264	2791844	40.000	ng	0.01
System Monitoring Compounds						
6) % 2-Fluorophenol	2.915	112	1119556	50.673	ng	0.00
Spiked Amount 75.000	Range 30 - 130		Recovery	= 67.56%		
7) % Phenol-d5	3.520	99	1383309	45.048	ng	0.00
Spiked Amount 75.000	Range 30 - 130		Recovery	= 60.07%		
24) % Nitrobenzene-d5	4.255	82	1282445	52.589	ng	0.00
Spiked Amount 50.000	Range 30 - 130		Recovery	= 105.18%		
48) % 2-Fluorobiphenyl	5.747	172	2716067	56.211	ng	0.00
Spiked Amount 50.000	Range 30 - 130		Recovery	= 112.42%		
70) % 2,4,6-Tribromophenol	7.040	62	212467	46.677	ng	0.00
Spiked Amount 75.000	Range 30 - 130		Recovery	= 62.24%		
85) % Terphenyl-d14	9.126	244	3474028	69.492	ng	0.00
Spiked Amount 50.000			Recovery	= 138.98%		
Target Compounds						Qvalue
2) N-Nitrosodimethylamine	2.210	74	676581	48.706	ng	100
3) Pyridine	2.216	79	1276282	49.631	ng	99
8) Phenol	3.532	94	1381708	48.309	ng	99
9) Bis(2-chloroethyl)ether	3.609	63	821613	47.652	ng	96
10) Aniline	3.579	93	1817162	54.071	ng	98
12) 2-Chlorophenol	3.662	128	1169640	48.385	ng	99
13) 1,3-Dichlorobenzene	3.773	146	1378979	47.671	ng	99
14) 1,4-Dichlorobenzene	3.808	146	1403372	48.788	ng	100
16) 1,2-Dichlorobenzene	3.955	146	1318292	47.971	ng	99
17) 2-Methylphenol (o-cresol)	3.985	107	871688	47.951	ng	96
18) Bis(2-chloroisopropyl)...	4.014	45	1171951	47.172	ng	99
19) N-Nitrosodi-n-propylamine	4.132	70	781933	47.726	ng	98
20) 3&4-Methylphenol (m&p-...	4.102	107	1308523	48.254	ng #	47
21) Acetophenone	4.120	105	1633894	47.684	ng	79
23) Hexachloroethane	4.196	117	517923	48.400	ng	99
25) Nitrobenzene	4.267	77	1220172	48.051	ng	99
27) Isophorone	4.443	82	2243122	47.579	ng	99
28) 2-Nitrophenol	4.525	81	232483	48.585	ng	94
29) 2,4-Dimethylphenol	4.531	107	1001099	45.920	ng	99
30) Bis(2-chloroethoxy)met...	4.613	93	1293955	46.734	ng	99
31) Benzoic Acid	4.625	105	836795	82.318	ng	96
32) 2,4-Dichlorophenol	4.707	162	1008989	48.266	ng	99
33) 1,2,4-Trichlorobenzene	4.784	180	1159033	46.531	ng	99
36) Naphthalene	4.842	128	3344286	46.732	ng	100
37) 4-Chloroaniline	4.895	65	396126	49.471	ng	98
40) Hexachlorobutadiene	4.984	225	709972	46.434	ng	99
41) 4-Chloro-3-methylphenol	5.295	107	943745	48.111	ng	97
42) 2-Methylnaphthalene	5.424	142	2517543	47.815	ng	99
43) Hexachlorocyclopentadiene	5.612	237	929416	49.202	ng	99
44) 1,2,4,5-Tetrachloroben...	5.600	216	1359586	47.074	ng	99
46) 2,4,6-Trichlorophenol	5.689	196	748216	59.841	ng	100
47) 2,4,5-Trichlorophenol	5.718	196	796589	60.617	ng	100
49) 2-Chloronaphthalene	5.847	162	2167274	49.145	ng	99
50) 4-Nitroaniline	5.965	65	620687	42.768	ng	98

Quantitation Report (RF) (QT Reviewed)

Data Path : H:\SV2019\CHEM29\11NOV\18\
Data File : 1118_10.D
Acq On : 18 Nov 2019 10:01 pm
Operator :
Client ID : ICAL 50
Lab ID : 50PPM 8270; 92E
ALS Vial : 6 Sample Multiplier: 1

Quant Time: Nov 19 12:25:58 2019
Quant Method : H:\SV2019\CHEM29\METHODS\29_SPLIT_1118.M
Quant Title : Semivolatiles by GC/MS - EPA Method 625/8270
QLast Update : Tue Nov 19 12:25:27 2019
Response via : Initial Calibration

Compound	R.T.	QIon	Response	Conc Units	Dev(Min)
52) Dimethylphthalate	6.129	163	2552487	50.645 ng	99
53) 2,6-Dinitrotoluene	6.200	165	592076	56.283 ng	96
54) Acenaphthylene	6.217	152	3420587	49.904 ng	99
55) 3-Nitroaniline	6.323	138	588324	53.953 ng	97
56) Acenaphthene	6.376	154	2117518	49.314 ng	99
57) 2,4-Dinitrophenol	6.405	184	320435	66.421 ng	99
58) Dibenzofuran	6.511	168	3163693	50.244 ng	100
59) 2,4-Dinitrotoluene	6.541	165	765778	60.446 ng	97
60) 4-Nitrophenol	6.452	65	466920	51.796 ng	100
62) Diethyl phthalate	6.740	149	2534977	49.751 ng	99
63) Fluorene	6.811	166	2569510	50.243 ng	100
64) 4-Chlorophenyl phenyl ...	6.799	204	1324658	49.881 ng	100
65) 2-Nitroaniline	6.870	108	384262	52.455 ng	96
66) 4,6-Dinitro-2-methylph...	6.893	198	437476	65.848 ng	99
67) N-Nitrosodiphenylamine	6.917	169	1880359	50.018 ng	99
68) Azobenzene	6.940	77	2826409	52.159 ng	99
71) 4-Bromophenyl phenyl e...	7.228	248	804841	49.999 ng	99
72) Hexachlorobenzene	7.363	142	305698	49.178 ng	98
74) Pentachlorophenol	7.522	266	511988	68.479 ng	99
75) Pentachloronitrobenzene	7.592	214	256839	61.447 ng	99
77) Phenanthrene	7.657	178	3717024	49.803 ng	98
78) Anthracene	7.698	178	3808125	49.820 ng	98
79) Carbazole	7.833	167	3468474	50.079 ng	99
80) Di-n-butylphthalate	8.145	149	4201143	52.276 ng	99
82) Fluoranthene	8.738	202	4499127	51.421 ng	99
84) Pyrene	8.973	202	4487846	50.571 ng	99
87) Benzyl butyl phthalate	9.766	149	1968524	36.824 ng	99
88) Bis(2-ethylhexyl)phtha...	10.712	149	2491995	36.158 ng	100
89) Benz(a)anthracene	10.612	228	4334824	50.234 ng	100
90) Chrysene	10.695	228	4112784	50.043 ng	100
91) Di-n-octylphthalate	12.017	149	4526777	38.398 ng	100
92) 3,3'-dichlorobenzidine	10.601	252	1160895	48.010 ng	98
94) Benzo(b)fluoranthene	12.921	252	4453312	51.884 ng	99
95) Benzo(k)fluoranthene	12.986	252	4103359	50.113 ng	99
96) Benzo(a)pyrene	13.762	252	3849226	52.248 ng	100
97) Indeno(1,2,3-cd)pyrene	16.441	276	3795696	45.971 ng	99
98) Dibenz(a,h)anthracene	16.482	278	3883511	45.074 ng	100
99) Benzo(ghi)perylene	16.840	276	3800565	46.160 ng	100

(#)out of range (m)manual integration reviewed by analyst (+)signals summed

Quantitation Report (RF) (QT Reviewed)

Data Path : H:\SV2019\CHEM29\11NOV\18\
Data File : 1118_10.D
Acq On : 18 Nov 2019 10:01 pm
Operator :
Client ID : ICAL 50
Lab ID : 50PPM 8270; 92E
ALS Vial : 6 Sample Multiplier: 1

Quant Time: Nov 19 12:25:58 2019
Quant Method : H:\SV2019\CHEM29\METHODS\29_SPLIT_1118.M
Quant Title : Semivolatiles by GC/MS - EPA Method 625/8270
QLast Update : Tue Nov 19 12:25:27 2019
Response via : Initial Calibration

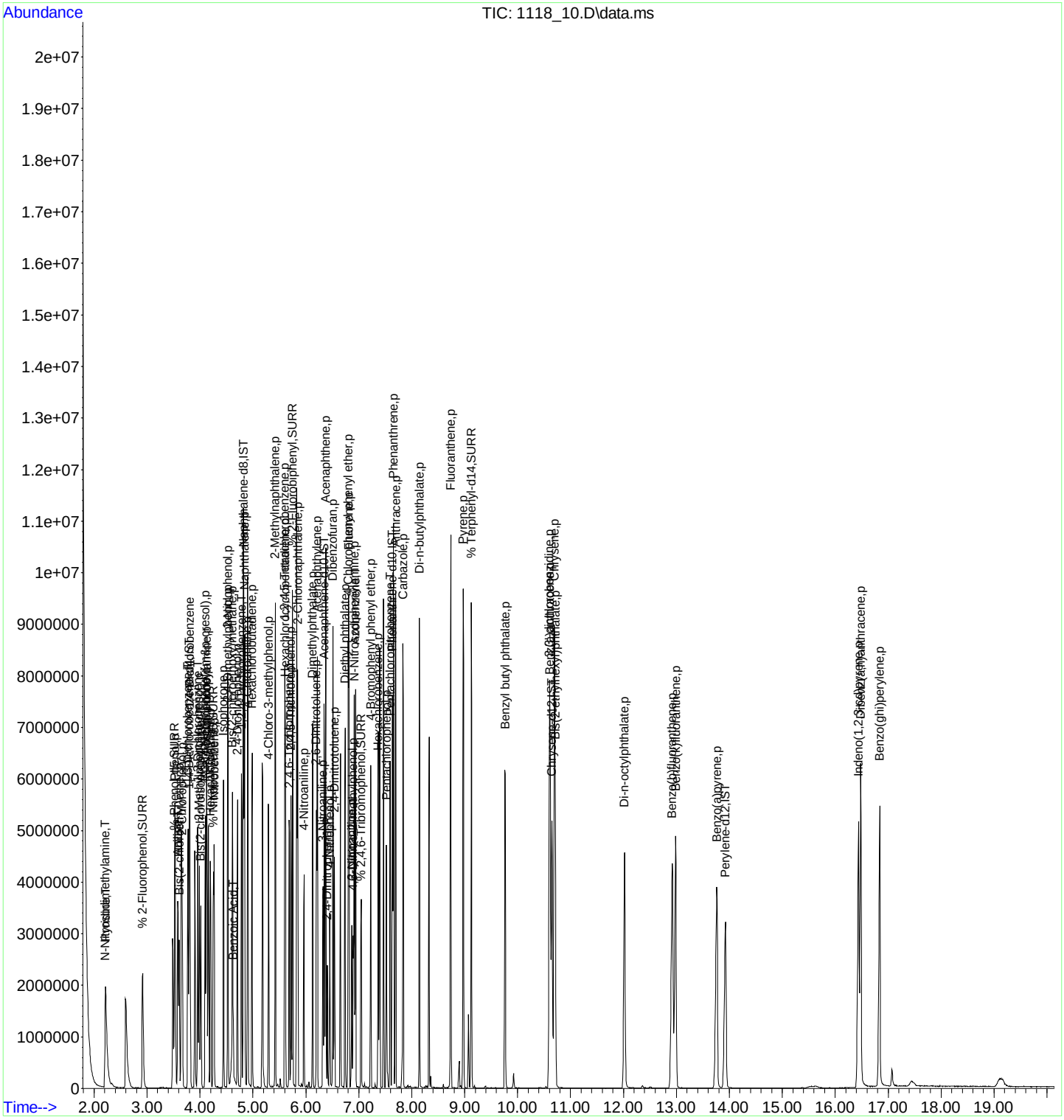

Quantitation Report (RF) (QT Reviewed)

Data Path : H:\SV2019\CHEM29\11NOV\18\
Data File : 1118_11.D
Acq On : 18 Nov 2019 10:26 pm
Operator :
Client ID : ICAL 30
Lab ID : 30PPM 8270; 94A
ALS Vial : 7 Sample Multiplier: 1

Quant Time: Nov 19 12:26:03 2019
Quant Method : H:\SV2019\CHEM29\METHODS\29_SPLIT_1118.M
Quant Title : Semivolatiles by GC/MS - EPA Method 625/8270
QLast Update : Tue Nov 19 12:25:27 2019
Response via : Initial Calibration

Compound	R.T.	QIon	Response	Conc	Units	Dev(Min)
Internal Standards						
1) 1,4-Dichlorobenzene-d4	3.797	152	784045	40.000	ng	0.00
26) Naphthalene-d8	4.825	136	3043844	40.000	ng	0.00
45) Acenaphthene-d10	6.347	164	1530428	40.000	ng	0.00
69) Phenanthrene-d10	7.633	188	3022265	40.000	ng	0.00
86) Chrysene-d12	10.642	240	2810852	40.000	ng	0.00
93) Perylene-d12	13.920	264	2884991	40.000	ng	0.00
System Monitoring Compounds						
6) % 2-Fluorophenol	2.909	112	749348	33.476	ng	0.00
Spiked Amount 75.000	Range 30 - 130		Recovery	=	44.64%	
7) % Phenol-d5	3.521	99	937852	30.145	ng	0.00
Spiked Amount 75.000	Range 30 - 130		Recovery	=	40.19%	
24) % Nitrobenzene-d5	4.249	82	859941	34.805	ng	0.00
Spiked Amount 50.000	Range 30 - 130		Recovery	=	69.62%	
48) % 2-Fluorobiphenyl	5.747	172	1844467	36.753	ng	0.00
Spiked Amount 50.000	Range 30 - 130		Recovery	=	73.50%	
70) % 2,4,6-Tribromophenol	7.040	62	143065	30.299	ng	0.00
Spiked Amount 75.000	Range 30 - 130		Recovery	=	40.40%	
85) % Terphenyl-d14	9.126	244	2338895	45.102	ng	0.00
Spiked Amount 50.000			Recovery	=	90.20%	
Target Compounds						Qvalue
2) N-Nitrosodimethylamine	2.210	74	458191	32.556	ng	99
3) Pyridine	2.222	79	841444	32.296	ng	99
8) Phenol	3.532	94	935363	32.278	ng	99
9) Bis(2-chloroethyl)ether	3.603	63	551599	31.576	ng	99
10) Aniline	3.579	93	1218612	35.789	ng	100
12) 2-Chlorophenol	3.662	128	792797	32.369	ng	99
13) 1,3-Dichlorobenzene	3.773	146	922776	31.486	ng	100
14) 1,4-Dichlorobenzene	3.808	146	940332	32.265	ng	99
16) 1,2-Dichlorobenzene	3.955	146	889290	31.939	ng	100
17) 2-Methylphenol (o-cresol)	3.985	107	595210	32.317	ng	97
18) Bis(2-chloroisopropyl)...	4.014	45	804445	31.958	ng	99
19) N-Nitrosodi-n-propylamine	4.132	70	530652	31.967	ng	98
20) 3&4-Methylphenol (m&p-...	4.096	107	882506	32.121	ng	98
21) Acetophenone	4.120	105	1112295	32.040	ng	98
23) Hexachloroethane	4.196	117	348508	32.144	ng	99
25) Nitrobenzene	4.267	77	826155	32.111	ng	100
27) Isophorone	4.443	82	1509226	33.063	ng	100
28) 2-Nitrophenol	4.525	81	157097	33.908	ng	94
29) 2,4-Dimethylphenol	4.525	107	678039	32.122	ng	100
30) Bis(2-chloroethoxy)met...	4.613	93	861237	32.126	ng	99
31) Benzoic Acid	4.613	105	537318	51.195	ng	100
32) 2,4-Dichlorophenol	4.707	162	666691	32.939	ng	99
33) 1,2,4-Trichlorobenzene	4.784	180	780153	32.348	ng	99
36) Naphthalene	4.843	128	2254639	32.540	ng	100
37) 4-Chloroaniline	4.895	65	265152	34.201	ng	100
40) Hexachlorobutadiene	4.984	225	476864	32.212	ng	98
41) 4-Chloro-3-methylphenol	5.295	107	630248	33.184	ng	98
42) 2-Methylnaphthalene	5.424	142	1661062	32.584	ng	100
43) Hexachlorocyclopentadiene	5.612	237	601018	32.862	ng	100
44) 1,2,4,5-Tetrachloroben...	5.600	216	902466	32.273	ng	99
46) 2,4,6-Trichlorophenol	5.683	196	492891	39.456	ng	99
47) 2,4,5-Trichlorophenol	5.718	196	523553	39.994	ng	100
49) 2-Chloronaphthalene	5.847	162	1440408	31.447	ng	100
50) 4-Nitroaniline	5.959	65	409037	27.764	ng	98

Quantitation Report (RF) (QT Reviewed)

Data Path : H:\SV2019\CHEM29\11NOV\18\
Data File : 1118_11.D
Acq On : 18 Nov 2019 10:26 pm
Operator :
Client ID : ICAL 30
Lab ID : 30PPM 8270; 94A
ALS Vial : 7 Sample Multiplier: 1

Quant Time: Nov 19 12:26:03 2019
Quant Method : H:\SV2019\CHEM29\METHODS\29_SPLIT_1118.M
Quant Title : Semivolatiles by GC/MS - EPA Method 625/8270
QLast Update : Tue Nov 19 12:25:27 2019
Response via : Initial Calibration

Compound	R.T.	QIon	Response	Conc Units	Dev(Min)
52) Dimethylphthalate	6.129	163	1679700	32.088 ng	99
53) 2,6-Dinitrotoluene	6.200	165	384790	37.016 ng	98
54) Acenaphthylene	6.212	152	2351113	33.025 ng	100
55) 3-Nitroaniline	6.323	138	340188	32.596 ng	98
56) Acenaphthene	6.376	154	1411253	31.643 ng	99
57) 2,4-Dinitrophenol	6.405	184	198025	43.081 ng	99
58) Dibenzofuran	6.511	168	2133302	32.620 ng	100
59) 2,4-Dinitrotoluene	6.541	165	494860	39.155 ng	99
60) 4-Nitrophenol	6.447	65	298216	32.559 ng	98
62) Diethyl phthalate	6.734	149	1733707	32.760 ng	100
63) Fluorene	6.811	166	1713537	32.259 ng	100
64) 4-Chlorophenyl phenyl ...	6.799	204	887492	32.176 ng	100
65) 2-Nitroaniline	6.864	108	209584	27.546 ng	98
66) 4,6-Dinitro-2-methylph...	6.893	198	280672	44.196 ng	99
67) N-Nitrosodiphenylamine	6.911	169	1254819	32.137 ng	100
68) Azobenzene	6.934	77	1904922	33.846 ng	100
71) 4-Bromophenyl phenyl e...	7.222	248	538589	32.255 ng	99
72) Hexachlorobenzene	7.363	142	203670	31.585 ng	98
74) Pentachlorophenol	7.522	266	325307	46.315 ng	98
75) Pentachloronitrobenzene	7.592	214	170356	41.952 ng	100
77) Phenanthrene	7.657	178	2540528	32.815 ng	99
78) Anthracene	7.692	178	2604969	32.853 ng	100
79) Carbazole	7.833	167	2354255	32.768 ng	100
80) Di-n-butylphthalate	8.145	149	2904499	34.841 ng	100
82) Fluoranthene	8.732	202	3054618	33.655 ng	99
84) Pyrene	8.973	202	3035266	32.972 ng	100
87) Benzyl butyl phthalate	9.760	149	1312429	24.680 ng	100
88) Bis(2-ethylhexyl)phtha...	10.712	149	1658082	24.549 ng	100
89) Benz(a)anthracene	10.606	228	2867553	32.188 ng	100
90) Chrysene	10.689	228	2750617	32.418 ng	100
91) Di-n-octylphthalate	12.017	149	2973835	25.666 ng	100
92) 3,3'-dichlorobenzidine	10.595	252	712393	28.537 ng	100
94) Benzo(b)fluoranthene	12.916	252	2967405	33.456 ng	99
95) Benzo(k)fluoranthene	12.974	252	2710454	32.033 ng	99
96) Benzo(a)pyrene	13.756	252	2554304	33.552 ng	100
97) Indeno(1,2,3-cd)pyrene	16.435	276	2467268	30.356 ng	99
98) Dibenz(a,h)anthracene	16.476	278	2537404	29.944 ng	100
99) Benzo(ghi)perylene	16.835	276	2497498	30.223 ng	100

(#)out of range (m)manual integration reviewed by analyst (+)signals summed

Quantitation Report (RF) (QT Reviewed)

Data Path : H:\SV2019\CHEM29\11NOV\18\
Data File : 1118_11.D
Acq On : 18 Nov 2019 10:26 pm
Operator :
Client ID : ICAL 30
Lab ID : 30PPM 8270; 94A
ALS Vial : 7 Sample Multiplier: 1

Quant Time: Nov 19 12:26:03 2019
Quant Method : H:\SV2019\CHEM29\METHODS\29_SPLIT_1118.M
Quant Title : Semivolatiles by GC/MS - EPA Method 625/8270
QLast Update : Tue Nov 19 12:25:27 2019
Response via : Initial Calibration

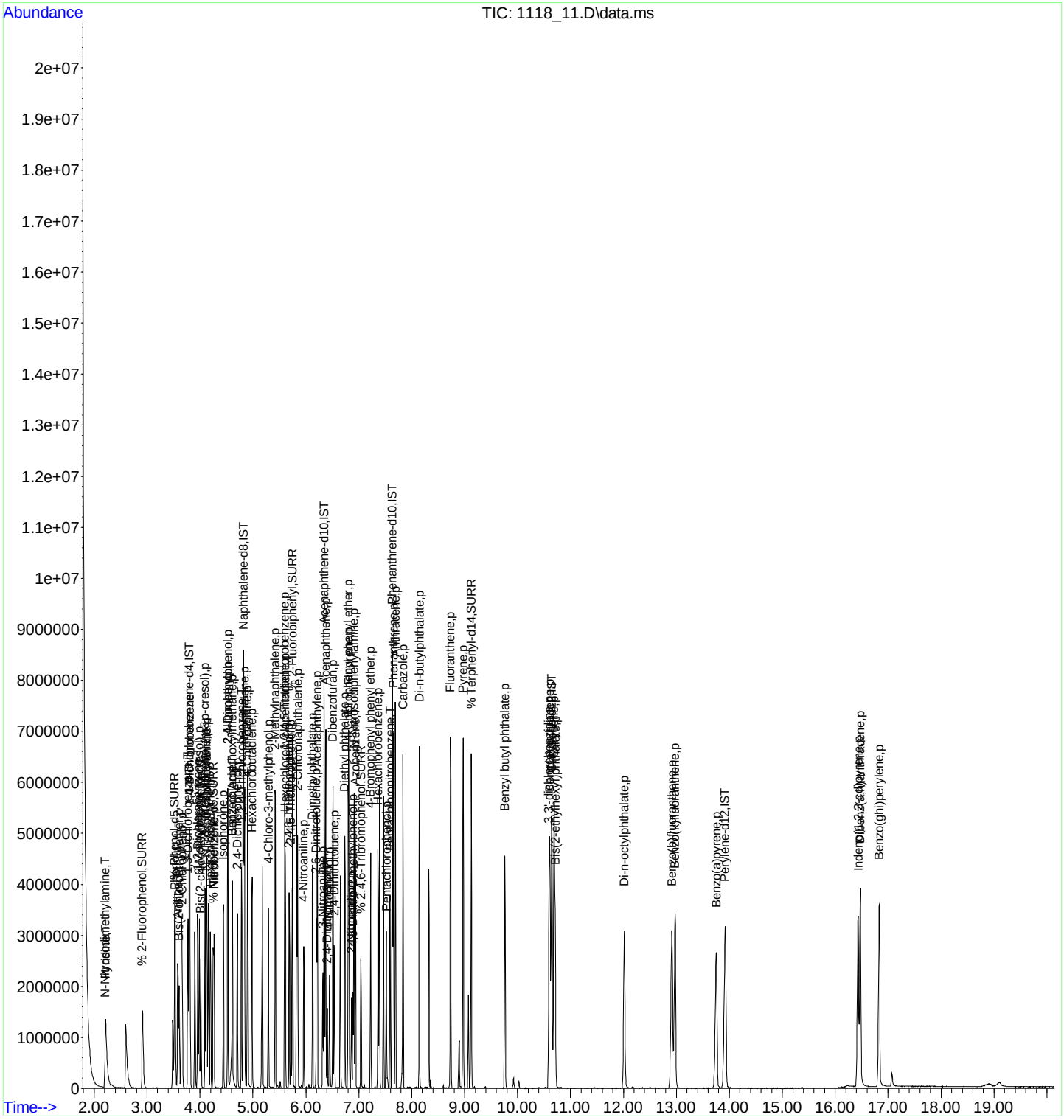

Quantitation Report (RF) (QT Reviewed)

Data Path : H:\SV2019\CHEM29\11NOV\18\
Data File : 1118_12.D
Acq On : 18 Nov 2019 10:52 pm
Operator :
Client ID : ICAL 10
Lab ID : 10PPM 8270; 92G
ALS Vial : 8 Sample Multiplier: 1

Quant Time: Nov 19 12:26:07 2019
Quant Method : H:\SV2019\CHEM29\METHODS\29_SPLIT_1118.M
Quant Title : Semivolatiles by GC/MS - EPA Method 625/8270
QLast Update : Tue Nov 19 12:25:27 2019
Response via : Initial Calibration

Compound	R.T.	QIon	Response	Conc	Units	Dev(Min)
Internal Standards						
1) 1,4-Dichlorobenzene-d4	3.797	152	840888	40.000	ng	0.00
26) Naphthalene-d8	4.825	136	3079331	40.000	ng	0.00
45) Acenaphthene-d10	6.347	164	1671280	40.000	ng	0.00
69) Phenanthrene-d10	7.633	188	3210509	40.000	ng	0.00
86) Chrysene-d12	10.642	240	3011754	40.000	ng	0.00
93) Perylene-d12	13.920	264	2791055	40.000	ng	0.00
System Monitoring Compounds						
6) % 2-Fluorophenol	2.915	112	245771	10.237	ng	0.00
Spiked Amount 75.000	Range 30 - 130		Recovery	=	13.65%#	
7) % Phenol-d5	3.520	99	306601	9.189	ng	0.00
Spiked Amount 75.000	Range 30 - 130		Recovery	=	12.25%#	
24) % Nitrobenzene-d5	4.249	82	289219	10.914	ng	0.00
Spiked Amount 50.000	Range 30 - 130		Recovery	=	21.82%#	
48) % 2-Fluorobiphenyl	5.747	172	615432	11.230	ng	0.00
Spiked Amount 50.000	Range 30 - 130		Recovery	=	22.46%#	
70) % 2,4,6-Tribromophenol	7.040	62	46953	9.361	ng	0.00
Spiked Amount 75.000	Range 30 - 130		Recovery	=	12.48%#	
85) % Terphenyl-d14	9.120	244	764334	13.875	ng	0.00
Spiked Amount 50.000			Recovery	=	27.74%	
Target Compounds						Qvalue
2) N-Nitrosodimethylamine	2.210	74	151812	10.057	ng	98
3) Pyridine	2.228	79	277901	9.945	ng	98
8) Phenol	3.526	94	313905	10.100	ng	99
9) Bis(2-chloroethyl)ether	3.603	63	193567	10.332	ng	98
10) Aniline	3.579	93	421583	11.544	ng	99
12) 2-Chlorophenol	3.661	128	267864	10.197	ng	99
13) 1,3-Dichlorobenzene	3.773	146	311451	9.908	ng	99
14) 1,4-Dichlorobenzene	3.808	146	309633	9.906	ng	98
16) 1,2-Dichlorobenzene	3.955	146	298717	10.003	ng	99
17) 2-Methylphenol (o-cresol)	3.985	107	196770	9.961	ng	95
18) Bis(2-chloroisopropyl)...	4.014	45	273573	10.134	ng	99
19) N-Nitrosodi-n-propylamine	4.126	70	181369	10.187	ng	99
20) 3&4-Methylphenol (m&p-...	4.090	107	292675	9.932	ng	98
21) Acetophenone	4.120	105	374715	10.064	ng	99
23) Hexachloroethane	4.196	117	119756	10.299	ng	98
25) Nitrobenzene	4.261	77	274440	9.946	ng	98
27) Isophorone	4.437	82	497811	10.780	ng	100
28) 2-Nitrophenol	4.519	81	49880	10.642	ng	97
29) 2,4-Dimethylphenol	4.525	107	224208	10.499	ng	98
30) Bis(2-chloroethoxy)met...	4.613	93	288302	10.630	ng	99
31) Benzoic Acid	4.584	105	152177	14.419	ng	95
32) 2,4-Dichlorophenol	4.701	162	219618	10.725	ng	98
33) 1,2,4-Trichlorobenzene	4.784	180	259731	10.645	ng	100
36) Naphthalene	4.842	128	765782	10.925	ng	98
37) 4-Chloroaniline	4.895	65	86734	11.059	ng	100
40) Hexachlorobutadiene	4.983	225	159293	10.636	ng	99
41) 4-Chloro-3-methylphenol	5.289	107	206787	10.762	ng	98
42) 2-Methylnaphthalene	5.418	142	553576	10.734	ng	100
43) Hexachlorocyclopentadiene	5.612	237	197644	10.682	ng	99
44) 1,2,4,5-Tetrachloroben...	5.600	216	300993	10.640	ng	99
46) 2,4,6-Trichlorophenol	5.683	196	166704	13.141	ng	99
47) 2,4,5-Trichlorophenol	5.712	196	170491	12.918	ng	99
49) 2-Chloronaphthalene	5.841	162	495299	9.902	ng	99
50) 4-Nitroaniline	5.959	65	132365	8.787	ng	99

Quantitation Report (RF) (QT Reviewed)

Data Path : H:\SV2019\CHEM29\11NOV\18\
Data File : 1118_12.D
Acq On : 18 Nov 2019 10:52 pm
Operator :
Client ID : ICAL 10
Lab ID : 10PPM 8270; 92G
ALS Vial : 8 Sample Multiplier: 1

Quant Time: Nov 19 12:26:07 2019
Quant Method : H:\SV2019\CHEM29\METHODS\29_SPLIT_1118.M
Quant Title : Semivolatiles by GC/MS - EPA Method 625/8270
QLast Update : Tue Nov 19 12:25:27 2019
Response via : Initial Calibration

Compound	R.T.	QIon	Response	Conc	Units	Dev(Min)
52) Dimethylphthalate	6.123	163	557915	9.760	ng	99
53) 2,6-Dinitrotoluene	6.194	165	123251	11.980	ng	98
54) Acenaphthylene	6.211	152	794193	10.215	ng	100
55) 3-Nitroaniline	6.317	138	102053	10.063	ng	97
56) Acenaphthene	6.376	154	465618	9.560	ng	99
57) 2,4-Dinitrophenol	6.405	184	55810	13.256	ng	99
58) Dibenzofuran	6.505	168	704882	9.870	ng	100
59) 2,4-Dinitrotoluene	6.535	165	158064	12.461	ng	99
60) 4-Nitrophenol	6.441	65	98400	10.525	ng	96
62) Diethyl phthalate	6.734	149	577378	9.991	ng	99
63) Fluorene	6.811	166	570117	9.828	ng	99
64) 4-Chlorophenyl phenyl ...	6.799	204	291954	9.693	ng	98
65) 2-Nitroaniline	6.858	108	67876	8.169	ng	98
66) 4,6-Dinitro-2-methylph...	6.887	198	83933	14.258	ng	97
67) N-Nitrosodiphenylamine	6.905	169	417638	9.795	ng	99
68) Azobenzene	6.934	77	588111	9.569	ng	96
71) 4-Bromophenyl phenyl e...	7.222	248	173237	9.766	ng	99
72) Hexachlorobenzene	7.363	142	69168	10.098	ng	98
74) Pentachlorophenol	7.516	266	98241	15.895	ng	99
75) Pentachloronitrobenzene	7.586	214	55690	14.592	ng	97
77) Phenanthrene	7.651	178	837941	10.189	ng	99
78) Anthracene	7.692	178	883360	10.487	ng	100
79) Carbazole	7.833	167	782752	10.256	ng	99
80) Di-n-butylphthalate	8.145	149	961410	10.856	ng	99
82) Fluoranthene	8.732	202	994432	10.314	ng	99
84) Pyrene	8.967	202	1006224	10.290	ng	100
87) Benzyl butyl phthalate	9.760	149	406502	7.852	ng	99
88) Bis(2-ethylhexyl)phtha...	10.706	149	520005	8.082	ng	99
89) Benz(a)anthracene	10.601	228	950542	9.958	ng	99
90) Chrysene	10.683	228	907465	9.982	ng	100
91) Di-n-octylphthalate	12.011	149	846957	7.761	ng	100
92) 3,3'-dichlorobenzidine	10.589	252	274624	10.267	ng	97
94) Benzo(b)fluoranthene	12.904	252	863124	10.059	ng	98
95) Benzo(k)fluoranthene	12.957	252	870712	10.637	ng	99
96) Benzo(a)pyrene	13.738	252	735681	9.989	ng	100
97) Indeno(1,2,3-cd)pyrene	16.417	276	705203	9.898	ng	99
98) Dibenz(a,h)anthracene	16.464	278	749003	10.063	ng	100
99) Benzo(ghi)perylene	16.817	276	768980	10.274	ng	99

(#)out of range (m)manual integration reviewed by analyst (+)signals summed

Quantitation Report (RF) (QT Reviewed)

Data Path : H:\SV2019\CHEM29\11NOV\18\
Data File : 1118_12.D
Acq On : 18 Nov 2019 10:52 pm
Operator :
Client ID : ICAL 10
Lab ID : 10PPM 8270; 92G
ALS Vial : 8 Sample Multiplier: 1

Quant Time: Nov 19 12:26:07 2019
Quant Method : H:\SV2019\CHEM29\METHODS\29_SPLIT_1118.M
Quant Title : Semivolatiles by GC/MS - EPA Method 625/8270
QLast Update : Tue Nov 19 12:25:27 2019
Response via : Initial Calibration

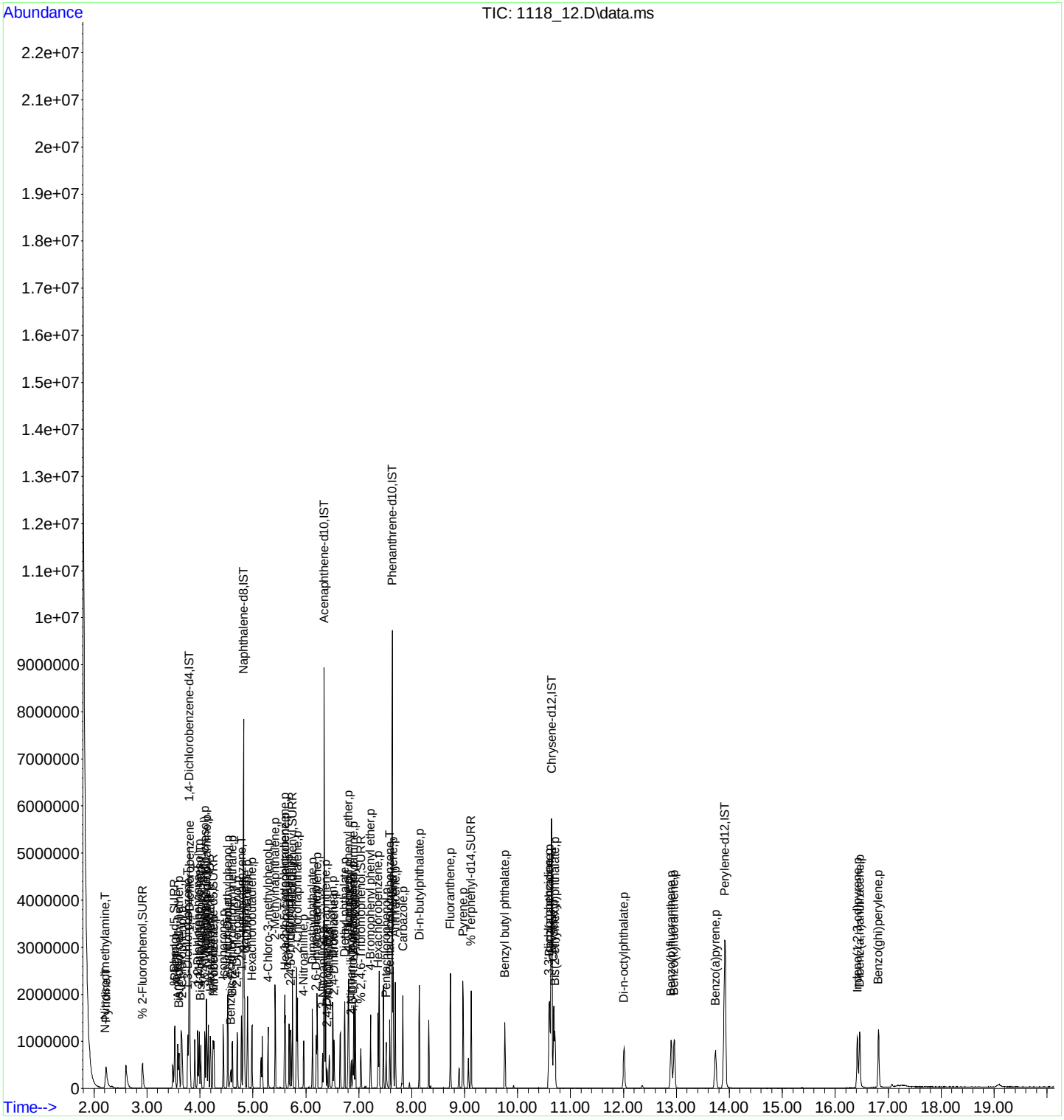

Quantitation Report (RF) (QT Reviewed)

Data Path : H:\SV2019\CHEM29\11NOV\18\
Data File : 1118_13.D
Acq On : 18 Nov 2019 11:18 pm
Operator :
Client ID : ICAL 5
Lab ID : 5PPM 8270; 92H
ALS Vial : 9 Sample Multiplier: 1

Quant Time: Nov 19 12:26:11 2019
Quant Method : H:\SV2019\CHEM29\METHODS\29_SPLIT_1118.M
Quant Title : Semivolatiles by GC/MS - EPA Method 625/8270
QLast Update : Tue Nov 19 12:25:27 2019
Response via : Initial Calibration

Compound	R.T.	QIon	Response	Conc	Units	Dev(Min)
Internal Standards						
1) 1,4-Dichlorobenzene-d4	3.797	152	858476	40.000	ng	0.00
26) Naphthalene-d8	4.825	136	3123299	40.000	ng	0.00
45) Acenaphthene-d10	6.347	164	1682648	40.000	ng	0.00
69) Phenanthrene-d10	7.633	188	3309333	40.000	ng	0.00
86) Chrysene-d12	10.642	240	3110353	40.000	ng	0.00
93) Perylene-d12	13.920	264	2949009	40.000	ng	0.00
System Monitoring Compounds						
6) % 2-Fluorophenol	2.915	112	125313	5.113	ng	0.00
Spiked Amount 75.000	Range 30 - 130		Recovery	=	6.81%#	
7) % Phenol-d5	3.521	99	159373	4.678	ng	0.00
Spiked Amount 75.000	Range 30 - 130		Recovery	=	6.24%#	
24) % Nitrobenzene-d5	4.249	82	145119	5.364	ng	0.00
Spiked Amount 50.000	Range 30 - 130		Recovery	=	10.72%#	
48) % 2-Fluorobiphenyl	5.747	172	318341	5.769	ng	0.00
Spiked Amount 50.000	Range 30 - 130		Recovery	=	11.54%#	
70) % 2,4,6-Tribromophenol	7.034	62	22818	4.413	ng	0.00
Spiked Amount 75.000	Range 30 - 130		Recovery	=	5.88%#	
85) % Terphenyl-d14	9.126	244	384838	6.777	ng	0.00
Spiked Amount 50.000			Recovery	=	13.56%	
Target Compounds						Qvalue
2) N-Nitrosodimethylamine	2.210	74	75637	4.908	ng	96
3) Pyridine	2.228	79	141457	4.959	ng	99
8) Phenol	3.526	94	159988	5.042	ng	100
9) Bis(2-chloroethyl)ether	3.603	63	97883	5.117	ng	81
10) Aniline	3.579	93	175980	4.720	ng	90
12) 2-Chlorophenol	3.662	128	137784	5.138	ng	97
13) 1,3-Dichlorobenzene	3.773	146	161517	5.033	ng	98
14) 1,4-Dichlorobenzene	3.808	146	157870	4.947	ng	96
16) 1,2-Dichlorobenzene	3.955	146	152887	5.015	ng	99
17) 2-Methylphenol (o-cresol)	3.985	107	102161	5.066	ng	96
18) Bis(2-chloroisopropyl)...	4.014	45	139116	5.048	ng	98
19) N-Nitrosodi-n-propylamine	4.126	70	92398	5.084	ng	100
20) 3&4-Methylphenol (m&p-...	4.091	107	151297	5.029	ng	98
21) Acetophenone	4.120	105	190015	4.999	ng	98
23) Hexachloroethane	4.196	117	59307	4.996	ng	97
25) Nitrobenzene	4.261	77	142636	5.063	ng	98
27) Isophorone	4.437	82	248101	5.297	ng	99
28) 2-Nitrophenol	4.519	81	25562	5.377	ng	96
29) 2,4-Dimethylphenol	4.525	107	117497	5.425	ng	96
30) Bis(2-chloroethoxy)met...	4.613	93	149161	5.423	ng	99
31) Benzoic Acid	4.572	105	68860	7.270	ng	91
32) 2,4-Dichlorophenol	4.702	162	109691	5.282	ng	97
33) 1,2,4-Trichlorobenzene	4.784	180	131053	5.296	ng	99
36) Naphthalene	4.843	128	394634	5.551	ng	96
37) 4-Chloroaniline	4.895	65	40629	5.107	ng	99
40) Hexachlorobutadiene	4.978	225	82472	5.429	ng	98
41) 4-Chloro-3-methylphenol	5.289	107	105348	5.406	ng	99
42) 2-Methylnaphthalene	5.418	142	283076	5.412	ng	100
43) Hexachlorocyclopentadiene	5.612	237	95659	5.097	ng	99
44) 1,2,4,5-Tetrachloroben...	5.601	216	151972	5.296	ng	98
46) 2,4,6-Trichlorophenol	5.683	196	83251	6.846	ng	100
47) 2,4,5-Trichlorophenol	5.712	196	86605	6.857	ng	97
49) 2-Chloronaphthalene	5.841	162	254931	5.062	ng	99
50) 4-Nitroaniline	5.959	65	65595	4.629	ng	95

Quantitation Report (RF) (QT Reviewed)

Data Path : H:\SV2019\CHEM29\11NOV\18\
Data File : 1118_13.D
Acq On : 18 Nov 2019 11:18 pm
Operator :
Client ID : ICAL 5
Lab ID : 5PPM 8270; 92H
ALS Vial : 9 Sample Multiplier: 1

Quant Time: Nov 19 12:26:11 2019
Quant Method : H:\SV2019\CHEM29\METHODS\29_SPLIT_1118.M
Quant Title : Semivolatiles by GC/MS - EPA Method 625/8270
QLast Update : Tue Nov 19 12:25:27 2019
Response via : Initial Calibration

Compound	R.T.	QIon	Response	Conc Units	Dev(Min)
52) Dimethylphthalate	6.123	163	284163	4.937 ng	100
53) 2,6-Dinitrotoluene	6.194	165	59149	6.135 ng	96
54) Acenaphthylene	6.212	152	398979	5.097 ng	100
55) 3-Nitroaniline	6.317	138	54457	5.619 ng	97
56) Acenaphthene	6.370	154	235027	4.793 ng	98
57) 2,4-Dinitrophenol	6.400	184	23332	6.369 ng	97
58) Dibenzofuran	6.505	168	360297	5.011 ng	99
59) 2,4-Dinitrotoluene	6.535	165	77816	6.513 ng	99
60) 4-Nitrophenol	6.441	65	47517	5.468 ng	95
62) Diethyl phthalate	6.735	149	291918	5.017 ng	99
63) Fluorene	6.811	166	292016	5.000 ng	99
64) 4-Chlorophenyl phenyl ...	6.799	204	147107	4.851 ng	98
65) 2-Nitroaniline	6.858	108	42062	5.028 ng	97
66) 4,6-Dinitro-2-methylph...	6.887	198	37949	7.124 ng	97
67) N-Nitrosodiphenylamine	6.905	169	212541	4.951 ng	99
68) Azobenzene	6.934	77	298928	4.831 ng	96
71) 4-Bromophenyl phenyl e...	7.222	248	87291	4.774 ng	97
72) Hexachlorobenzene	7.363	142	35323	5.003 ng	100
74) Pentachlorophenol	7.516	266	48711	8.489 ng	98
75) Pentachloronitrobenzene	7.586	214	26587	7.288 ng	95
77) Phenanthrene	7.651	178	430470	5.078 ng	99
78) Anthracene	7.686	178	444770	5.123 ng	100
79) Carbazole	7.827	167	397902	5.058 ng	99
80) Di-n-butylphthalate	8.145	149	469013	5.138 ng	100
82) Fluoranthene	8.732	202	502190	5.053 ng	99
84) Pyrene	8.967	202	515054	5.110 ng	99
87) Benzyl butyl phthalate	9.760	149	197643	4.044 ng	99
88) Bis(2-ethylhexyl)phtha...	10.706	149	251200	4.151 ng	100
89) Benz(a)anthracene	10.601	228	486939	4.939 ng	100
90) Chrysene	10.683	228	459445	4.894 ng	99
91) Di-n-octylphthalate	12.011	149	387576	3.891 ng	100
92) 3,3'-dichlorobenzidine	10.589	252	150617	5.453 ng	99
94) Benzo(b)fluoranthene	12.898	252	435210	4.800 ng	100
95) Benzo(k)fluoranthene	12.957	252	437634	5.060 ng	99
96) Benzo(a)pyrene	13.732	252	373518	4.800 ng	100
97) Indeno(1,2,3-cd)pyrene	16.417	276	358140	5.120 ng	99
98) Dibenz(a,h)anthracene	16.464	278	380675	5.189 ng	98
99) Benzo(ghi)perylene	16.817	276	398183	5.350 ng	98

(#)out of range (m)manual integration reviewed by analyst (+)signals summed

Quantitation Report (RF) (QT Reviewed)

Data Path : H:\SV2019\CHEM29\11NOV\18\
Data File : 1118_13.D
Acq On : 18 Nov 2019 11:18 pm
Operator :
Client ID : ICAL 5
Lab ID : 5PPM 8270; 92H
ALS Vial : 9 Sample Multiplier: 1

Quant Time: Nov 19 12:26:11 2019
Quant Method : H:\SV2019\CHEM29\METHODS\29_SPLIT_1118.M
Quant Title : Semivolatiles by GC/MS - EPA Method 625/8270
QLast Update : Tue Nov 19 12:25:27 2019
Response via : Initial Calibration

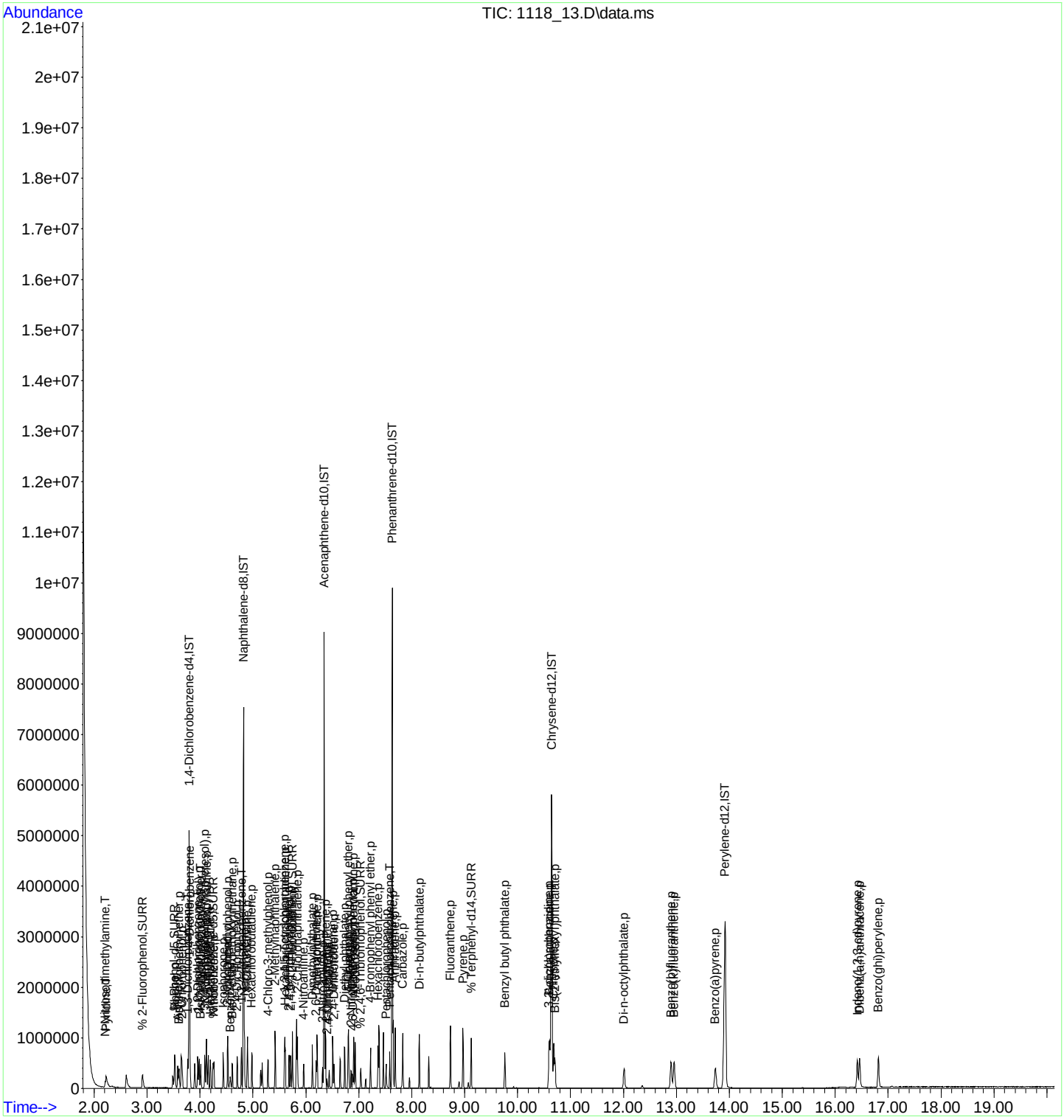

Quantitation Report (RF) (QT Reviewed)

Data Path : H:\SV2019\CHEM29\11NOV\18\
Data File : 1118_14.D
Acq On : 18 Nov 2019 11:44 pm
Operator :
Client ID : ICAL 2.5
Lab ID : 2.5PPM 8270; 92I
ALS Vial : 10 Sample Multiplier: 1

Quant Time: Nov 19 12:26:15 2019
Quant Method : H:\SV2019\CHEM29\METHODS\29_SPLIT_1118.M
Quant Title : Semivolatiles by GC/MS - EPA Method 625/8270
QLast Update : Tue Nov 19 12:25:27 2019
Response via : Initial Calibration

Compound	R.T.	QIon	Response	Conc	Units	Dev(Min)
Internal Standards						
1) 1,4-Dichlorobenzene-d4	3.797	152	897338	40.000	ng	0.00
26) Naphthalene-d8	4.825	136	3246349	40.000	ng	0.00
45) Acenaphthene-d10	6.347	164	1760847	40.000	ng	0.00
69) Phenanthrene-d10	7.633	188	3423072	40.000	ng	0.00
86) Chrysene-d12	10.642	240	3286908	40.000	ng	0.00
93) Perylene-d12	13.920	264	3101552	40.000	ng	0.00
System Monitoring Compounds						
6) % 2-Fluorophenol	2.915	112	62751	2.449	ng	0.00
Spiked Amount 75.000	Range 30 - 130		Recovery	=	3.27%#	
7) % Phenol-d5	3.520	99	81170	2.280	ng	0.00
Spiked Amount 75.000	Range 30 - 130		Recovery	=	3.04%#	
24) % Nitrobenzene-d5	4.249	82	75663	2.676	ng	0.00
Spiked Amount 50.000	Range 30 - 130		Recovery	=	5.36%#	
48) % 2-Fluorobiphenyl	5.747	172	169896	2.942	ng	0.00
Spiked Amount 50.000	Range 30 - 130		Recovery	=	5.88%#	
70) % 2,4,6-Tribromophenol	7.040	62	11345	2.121	ng	0.00
Spiked Amount 75.000	Range 30 - 130		Recovery	=	2.83%#	
85) % Terphenyl-d14	9.120	244	199242	3.392	ng	0.00
Spiked Amount 50.000			Recovery	=	6.78%	
Target Compounds						Qvalue
2) N-Nitrosodimethylamine	2.216	74	38933	2.417	ng	93
3) Pyridine	2.234	79	72461	2.430	ng	98
8) Phenol	3.526	94	83374	2.514	ng	99
9) Bis(2-chloroethyl)ether	3.603	63	49881	2.495	ng	84
10) Aniline	3.579	93	79332	2.036	ng	93
12) 2-Chlorophenol	3.661	128	68318	2.437	ng	97
13) 1,3-Dichlorobenzene	3.773	146	83805	2.498	ng	99
14) 1,4-Dichlorobenzene	3.808	146	85211	2.555	ng	93
16) 1,2-Dichlorobenzene	3.955	146	79386	2.491	ng	99
17) 2-Methylphenol (o-cresol)	3.985	107	54133	2.568	ng	98
18) Bis(2-chloroisopropyl)...	4.014	45	73531	2.552	ng	99
19) N-Nitrosodi-n-propylamine	4.126	70	47533	2.502	ng	97
20) 3&4-Methylphenol (m&p-...	4.090	107	78924	2.510	ng	98
21) Acetophenone	4.120	105	101725	2.560	ng	99
23) Hexachloroethane	4.196	117	30732	2.477	ng	98
25) Nitrobenzene	4.261	77	73614	2.500	ng	97
27) Isophorone	4.437	82	129589	2.662	ng	99
28) 2-Nitrophenol	4.525	81	12744	2.579	ng	96
29) 2,4-Dimethylphenol	4.525	107	61991	2.754	ng	95
30) Bis(2-chloroethoxy)met...	4.607	93	76031	2.659	ng	99
31) Benzoic Acid	4.566	105	33011	4.236	ng	97
32) 2,4-Dichlorophenol	4.701	162	56172	2.602	ng	97
33) 1,2,4-Trichlorobenzene	4.784	180	70753	2.751	ng	100
36) Naphthalene	4.837	128	206875	2.799	ng	92
37) 4-Chloroaniline	4.895	65	19122	2.313	ng	96
40) Hexachlorobutadiene	4.983	225	41846	2.650	ng	99
41) 4-Chloro-3-methylphenol	5.283	107	53088	2.621	ng	98
42) 2-Methylnaphthalene	5.418	142	145174	2.670	ng	98
43) Hexachlorocyclopentadiene	5.612	237	48853	2.504	ng	99
44) 1,2,4,5-Tetrachloroben...	5.600	216	79019	2.649	ng	98
46) 2,4,6-Trichlorophenol	5.683	196	41953	3.579	ng	98
47) 2,4,5-Trichlorophenol	5.712	196	42141	3.494	ng	96
49) 2-Chloronaphthalene	5.841	162	132664	2.517	ng	99
50) 4-Nitroaniline	5.959	65	31912	2.458	ng	95

Quantitation Report (RF) (QT Reviewed)

Data Path : H:\SV2019\CHEM29\11NOV\18\
Data File : 1118_14.D
Acq On : 18 Nov 2019 11:44 pm
Operator :
Client ID : ICAL 2.5
Lab ID : 2.5PPM 8270; 92I
ALS Vial : 10 Sample Multiplier: 1

Quant Time: Nov 19 12:26:15 2019
Quant Method : H:\SV2019\CHEM29\METHODS\29_SPLIT_1118.M
Quant Title : Semivolatiles by GC/MS - EPA Method 625/8270
QLast Update : Tue Nov 19 12:25:27 2019
Response via : Initial Calibration

Compound	R.T.	QIon	Response	Conc	Units	Dev(Min)
52) Dimethylphthalate	6.123	163	149791	2.487	ng	99
53) 2,6-Dinitrotoluene	6.194	165	27838	3.141	ng	91
54) Acenaphthylene	6.211	152	207589	2.534	ng	99
55) 3-Nitroaniline	6.317	138	31606	3.326	ng	99
56) Acenaphthene	6.370	154	128019	2.495	ng	97
57) 2,4-Dinitrophenol	6.399	184	9855	3.342	ng	96
58) Dibenzofuran	6.505	168	190333	2.529	ng	100
59) 2,4-Dinitrotoluene	6.535	165	36092	3.295	ng	96
60) 4-Nitrophenol	6.441	65	23115	2.960	ng	94
62) Diethyl phthalate	6.728	149	151712	2.492	ng	99
63) Fluorene	6.811	166	150885	2.469	ng	98
64) 4-Chlorophenyl phenyl ...	6.799	204	75673	2.385	ng	97
65) 2-Nitroaniline	6.852	108	25227	2.882	ng	98
66) 4,6-Dinitro-2-methylph...	6.881	198	15707	3.451	ng	94
67) N-Nitrosodiphenylamine	6.905	169	110637	2.463	ng	99
68) Azobenzene	6.934	77	155452	2.401	ng	98
71) 4-Bromophenyl phenyl e...	7.222	248	45044	2.382	ng	98
72) Hexachlorobenzene	7.363	142	18163	2.487	ng	99
74) Pentachlorophenol	7.516	266	23086	4.556	ng	97
75) Pentachloronitrobenzene	7.586	214	14587	4.220	ng	98
77) Phenanthrene	7.651	178	225456	2.571	ng	99
78) Anthracene	7.686	178	231972	2.583	ng	99
79) Carbazole	7.827	167	206970	2.543	ng	100
80) Di-n-butylphthalate	8.144	149	232863	2.466	ng	99
82) Fluoranthene	8.732	202	259152	2.521	ng	99
84) Pyrene	8.967	202	266898	2.560	ng	100
87) Benzyl butyl phthalate	9.760	149	97800	2.217	ng	99
88) Bis(2-ethylhexyl)phtha...	10.706	149	124867	2.277	ng	99
89) Benz(a)anthracene	10.600	228	251253	2.412	ng	99
90) Chrysene	10.677	228	243324	2.452	ng	98
91) Di-n-octylphthalate	12.011	149	184749	2.169	ng	99
92) 3,3'-dichlorobenzidine	10.589	252	74263	2.544	ng	97
94) Benzo(b)fluoranthene	12.892	252	224277	2.352	ng	96
95) Benzo(k)fluoranthene	12.951	252	227973	2.506	ng	98
96) Benzo(a)pyrene	13.732	252	192330	2.350	ng	100
97) Indeno(1,2,3-cd)pyrene	16.417	276	199154	2.993	ng	98
98) Dibenz(a,h)anthracene	16.458	278	213916	3.039	ng	98
99) Benzo(ghi)perylene	16.811	276	226318	3.152	ng	99

(#)out of range (m)manual integration reviewed by analyst (+)signals summed

Quantitation Report (RF) (QT Reviewed)

Data Path : H:\SV2019\CHEM29\11NOV\18\
Data File : 1118_14.D
Acq On : 18 Nov 2019 11:44 pm
Operator :
Client ID : ICAL 2.5
Lab ID : 2.5PPM 8270; 92I
ALS Vial : 10 Sample Multiplier: 1

Quant Time: Nov 19 12:26:15 2019
Quant Method : H:\SV2019\CHEM29\METHODS\29_SPLIT_1118.M
Quant Title : Semivolatiles by GC/MS - EPA Method 625/8270
QLast Update : Tue Nov 19 12:25:27 2019
Response via : Initial Calibration

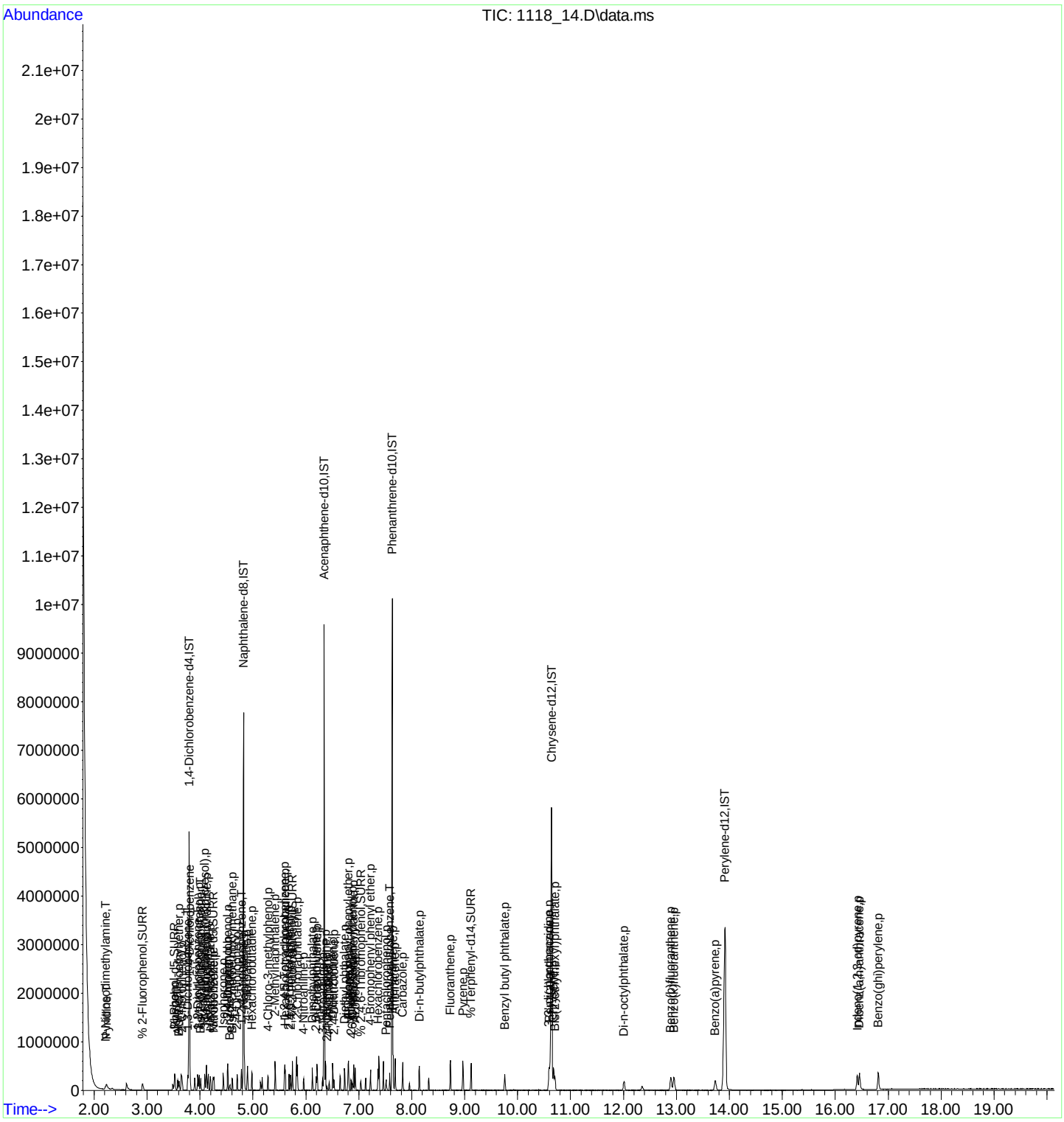

Quantitation Report (RF) (QT Reviewed)

Data Path : H:\SV2019\CHEM29\11NOV\18\
Data File : 1118_15.D
Acq On : 19 Nov 2019 12:10 am
Operator :
Client ID : ICAL 1
Lab ID : 1PPM 8270; 92J
ALS Vial : 11 Sample Multiplier: 1

Quant Time: Nov 19 12:26:19 2019
Quant Method : H:\SV2019\CHEM29\METHODS\29_SPLIT_1118.M
Quant Title : Semivolatiles by GC/MS - EPA Method 625/8270
QLast Update : Tue Nov 19 12:25:27 2019
Response via : Initial Calibration

Compound	R.T.	QIon	Response	Conc	Units		Dev(Min)
Internal Standards							
1) 1,4-Dichlorobenzene-d4	3.797	152	873832	40.000	ng		0.00
26) Naphthalene-d8	4.825	136	3196438	40.000	ng		0.00
45) Acenaphthene-d10	6.347	164	1708135	40.000	ng		0.00
69) Phenanthrene-d10	7.633	188	3345519	40.000	ng		0.00
86) Chrysene-d12	10.636	240	3138454	40.000	ng		0.00
93) Perylene-d12	13.914	264	2923649	40.000	ng		0.00
System Monitoring Compounds							
6) % 2-Fluorophenol	2.915	112	25673	1.029	ng		0.00
Spiked Amount 75.000	Range 30 - 130		Recovery	=	1.37%#		
7) % Phenol-d5	3.521	99	30409	0.877	ng		0.00
Spiked Amount 75.000	Range 30 - 130		Recovery	=	1.17%#		
24) % Nitrobenzene-d5	4.249	82	29493	1.071	ng		0.00
Spiked Amount 50.000	Range 30 - 130		Recovery	=	2.14%#		
48) % 2-Fluorobiphenyl	5.747	172	64801	1.157	ng		0.00
Spiked Amount 50.000	Range 30 - 130		Recovery	=	2.32%#		
70) % 2,4,6-Tribromophenol	7.034	62	4358	0.834	ng		0.00
Spiked Amount 75.000	Range 30 - 130		Recovery	=	1.11%#		
85) % Terphenyl-d14	9.120	244	74700	1.301	ng		0.00
Spiked Amount 50.000			Recovery	=	2.60%		
Target Compounds							Qvalue
2) N-Nitrosodimethylamine	2.216	74	15688	1.000	ng		99
3) Pyridine	2.240	79	28506	0.982	ng		99
8) Phenol	3.526	94	32116	0.994	ng		96
9) Bis(2-chloroethyl)ether	3.603	63	20695	1.063	ng		86
10) Aniline	3.579	93	30472	0.803	ng		92
12) 2-Chlorophenol	3.662	128	26847	0.984	ng		96
13) 1,3-Dichlorobenzene	3.773	146	34092	1.044	ng		97
14) 1,4-Dichlorobenzene	3.808	146	32638	1.005	ng	#	74
16) 1,2-Dichlorobenzene	3.955	146	32073	1.034	ng		98
17) 2-Methylphenol (o-cresol)	3.985	107	19922	0.971	ng		96
18) Bis(2-chloroisopropyl)...	4.014	45	30455	1.086	ng		97
19) N-Nitrosodi-n-propylamine	4.126	70	18755	1.014	ng		99
20) 3&4-Methylphenol (m&p-...	4.090	107	30770	1.005	ng		98
21) Acetophenone	4.120	105	39570	1.023	ng		98
23) Hexachloroethane	4.196	117	12000	0.993	ng		96
25) Nitrobenzene	4.261	77	30012	1.047	ng		94
27) Isophorone	4.437	82	49606	1.035	ng		98
28) 2-Nitrophenol	4.519	81	4619	0.949	ng		94
29) 2,4-Dimethylphenol	4.525	107	24069	1.086	ng		95
30) Bis(2-chloroethoxy)met...	4.608	93	30742	1.092	ng		98
31) Benzoic Acid	4.561	105	9691	2.432	ng		89
32) 2,4-Dichlorophenol	4.702	162	21100	0.993	ng		95
33) 1,2,4-Trichlorobenzene	4.784	180	27106	1.070	ng		97
36) Naphthalene	4.837	128	81932	1.126	ng		82
37) 4-Chloroaniline	4.890	65	8370	1.028	ng		97
40) Hexachlorobutadiene	4.984	225	16447	1.058	ng		97
41) 4-Chloro-3-methylphenol	5.283	107	19271	0.966	ng		97
42) 2-Methylnaphthalene	5.418	142	56464	1.055	ng		97
43) Hexachlorocyclopentadiene	5.612	237	18230	0.949	ng		97
44) 1,2,4,5-Tetrachloroben...	5.601	216	30664	1.044	ng		99
46) 2,4,6-Trichlorophenol	5.683	196	15435	1.677	ng		96
47) 2,4,5-Trichlorophenol	5.712	196	17212	1.786	ng		96
49) 2-Chloronaphthalene	5.841	162	52251	1.022	ng		100
50) 4-Nitroaniline	5.959	65	12088	1.303	ng		89

Quantitation Report (RF) (QT Reviewed)

Data Path : H:\SV2019\CHEM29\11NOV\18\
Data File : 1118_15.D
Acq On : 19 Nov 2019 12:10 am
Operator :
Client ID : ICAL 1
Lab ID : 1PPM 8270; 92J
ALS Vial : 11 Sample Multiplier: 1

Quant Time: Nov 19 12:26:19 2019
Quant Method : H:\SV2019\CHEM29\METHODS\29_SPLIT_1118.M
Quant Title : Semivolatiles by GC/MS - EPA Method 625/8270
QLast Update : Tue Nov 19 12:25:27 2019
Response via : Initial Calibration

Compound	R.T.	QIon	Response	Conc	Units		Dev(Min)
52) Dimethylphthalate	6.123	163	58147	0.995	ng		99
53) 2,6-Dinitrotoluene	6.194	165	9813	1.566	ng		91
54) Acenaphthylene	6.212	152	80517	1.013	ng		100
55) 3-Nitroaniline	6.317	138	10483	1.413	ng		93
56) Acenaphthene	6.370	154	53763	1.080	ng		92
57) 2,4-Dinitrophenol	6.400	184	3073	1.928	ng		98
58) Dibenzofuran	6.505	168	75667	1.037	ng		99
59) 2,4-Dinitrotoluene	6.535	165	11488	1.560	ng		91
60) 4-Nitrophenol	6.441	65	7403	1.497	ng	#	78
62) Diethyl phthalate	6.729	149	57952	0.981	ng		99
63) Fluorene	6.811	166	58803	0.992	ng		98
64) 4-Chlorophenyl phenyl ...	6.799	204	30947	1.005	ng		100
65) 2-Nitroaniline	6.852	108	8430	0.993	ng		91
66) 4,6-Dinitro-2-methylph...	6.887	198	4749	1.759	ng		85
67) N-Nitrosodiphenylamine	6.905	169	42222	0.969	ng		98
68) Azobenzene	6.934	77	59483	0.947	ng		97
71) 4-Bromophenyl phenyl e...	7.222	248	18410	0.996	ng		96
72) Hexachlorobenzene	7.363	142	6996	0.980	ng		91
74) Pentachlorophenol	7.516	266	7657	2.287	ng		97
75) Pentachloronitrobenzene	7.586	214	4434	1.785	ng		90
77) Phenanthrene	7.651	178	89683	1.046	ng		96
78) Anthracene	7.686	178	90454	1.031	ng		98
79) Carbazole	7.827	167	78803	0.991	ng		98
80) Di-n-butylphthalate	8.145	149	85913	0.931	ng		99
82) Fluoranthene	8.732	202	95893	0.954	ng		99
84) Pyrene	8.967	202	99360	0.975	ng		99
87) Benzyl butyl phthalate	9.755	149	34015	1.187	ng		96
88) Bis(2-ethylhexyl)phtha...	10.706	149	41353	1.176	ng		99
89) Benz(a)anthracene	10.601	228	98548	0.991	ng		98
90) Chrysene	10.677	228	92031	0.971	ng		99
91) Di-n-octylphthalate	12.011	149	53738	1.175	ng		98
92) 3,3'-dichlorobenzidine	10.589	252	27060	0.971	ng		100
94) Benzo(b)fluoranthene	12.892	252	80212	0.892	ng		99
95) Benzo(k)fluoranthene	12.957	252	81692	0.953	ng		97
96) Benzo(a)pyrene	13.732	252	67302	0.872	ng		99
97) Indeno(1,2,3-cd)pyrene	16.417	276	76803	1.569	ng		99
98) Dibenz(a,h)anthracene	16.459	278	82396	1.564	ng		98
99) Benzo(ghi)perylene	16.817	276	98589	1.754	ng		100

(#)out of range (m)manual integration reviewed by analyst (+)signals summed

Quantitation Report (RF) (QT Reviewed)

Data Path : H:\SV2019\CHEM29\11NOV\18\
Data File : 1118_15.D
Acq On : 19 Nov 2019 12:10 am
Operator :
Client ID : ICAL 1
Lab ID : 1PPM 8270; 92J
ALS Vial : 11 Sample Multiplier: 1

Quant Time: Nov 19 12:26:19 2019
Quant Method : H:\SV2019\CHEM29\METHODS\29_SPLIT_1118.M
Quant Title : Semivolatiles by GC/MS - EPA Method 625/8270
QLast Update : Tue Nov 19 12:25:27 2019
Response via : Initial Calibration

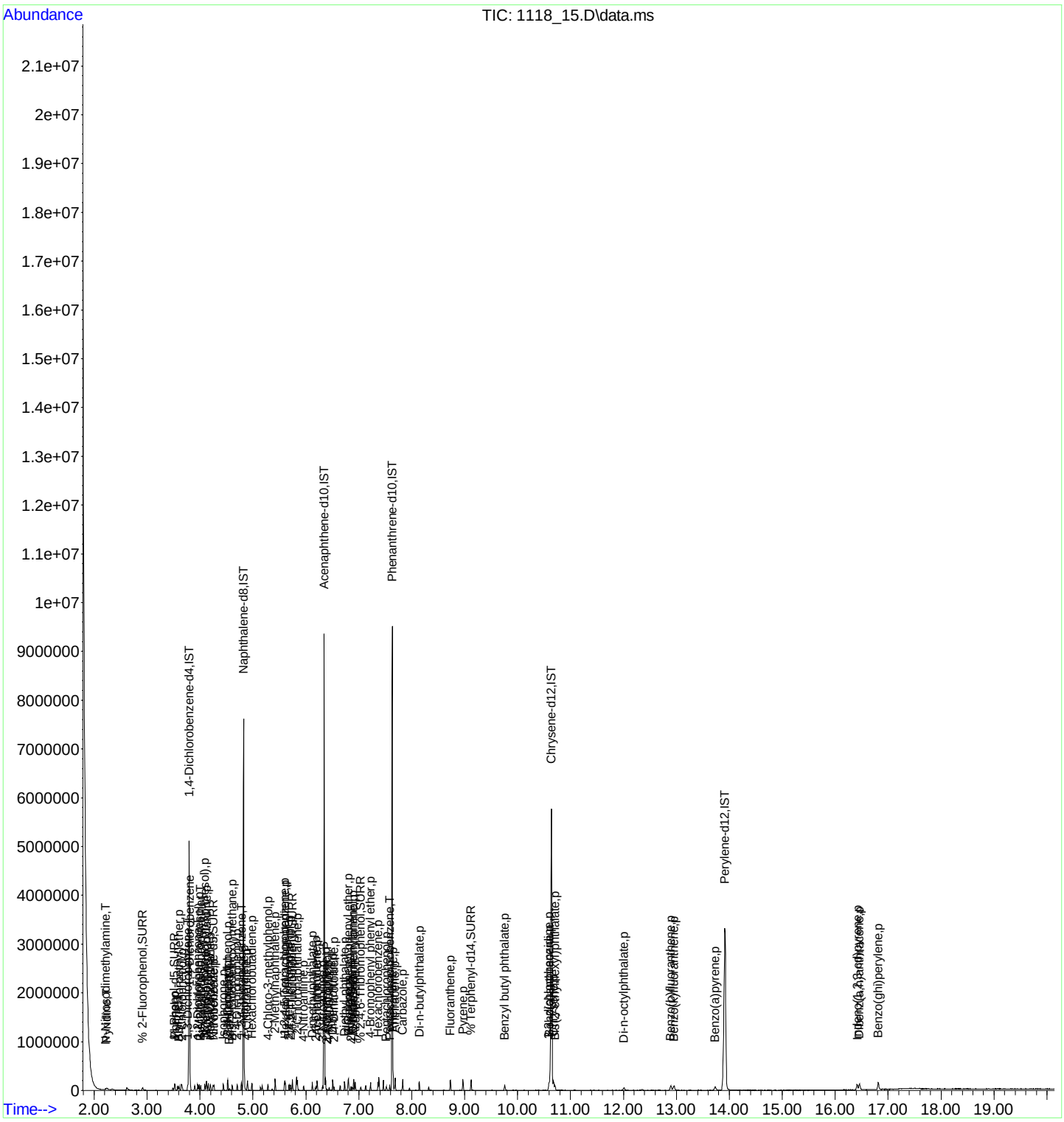

Quantitation Report (RF) (QT Reviewed)

Data Path : H:\SV2019\CHEM29\11NOV\18\
Data File : 1118_16.D
Acq On : 19 Nov 2019 12:36 am
Operator :
Client ID : ICAL 100
Lab ID : 100PPM 8270/BENZ; 93C
ALS Vial : 12 Sample Multiplier: 1

Quant Time: Nov 19 12:26:22 2019
Quant Method : H:\SV2019\CHEM29\METHODS\29_SPLIT_1118.M
Quant Title : Semivolatiles by GC/MS - EPA Method 625/8270
QLast Update : Tue Nov 19 12:25:27 2019
Response via : Initial Calibration

Compound	R.T.	QIon	Response	Conc Units	Dev(Min)
Internal Standards					
1) 1,4-Dichlorobenzene-d4	3.797	152	852687	40.000 ng	0.00
26) Naphthalene-d8	4.825	136	3139470	40.000 ng	0.00
45) Acenaphthene-d10	6.347	164	1652119	40.000 ng	0.00
69) Phenanthrene-d10	7.633	188	3234898	40.000 ng	0.00
86) Chrysene-d12	10.636	240	2951606	40.000 ng	0.00
93) Perylene-d12	13.914	264	2784704	40.000 ng	0.00
Target Compounds					Qvalue
83) Benzidine	8.867	184	6077265	85.157 ng	97

(#)out of range (m)manual integration reviewed by analyst (+)signals summed

Quantitation Report (RF) (QT Reviewed)

Data Path : H:\SV2019\CHEM29\11NOV\18\
Data File : 1118_16.D
Acq On : 19 Nov 2019 12:36 am
Operator :
Client ID : ICAL 100
Lab ID : 100PPM 8270/BENZ; 93C
ALS Vial : 12 Sample Multiplier: 1

Quant Time: Nov 19 12:26:22 2019
Quant Method : H:\SV2019\CHEM29\METHODS\29_SPLIT_1118.M
Quant Title : Semivolatiles by GC/MS - EPA Method 625/8270
QLast Update : Tue Nov 19 12:25:27 2019
Response via : Initial Calibration

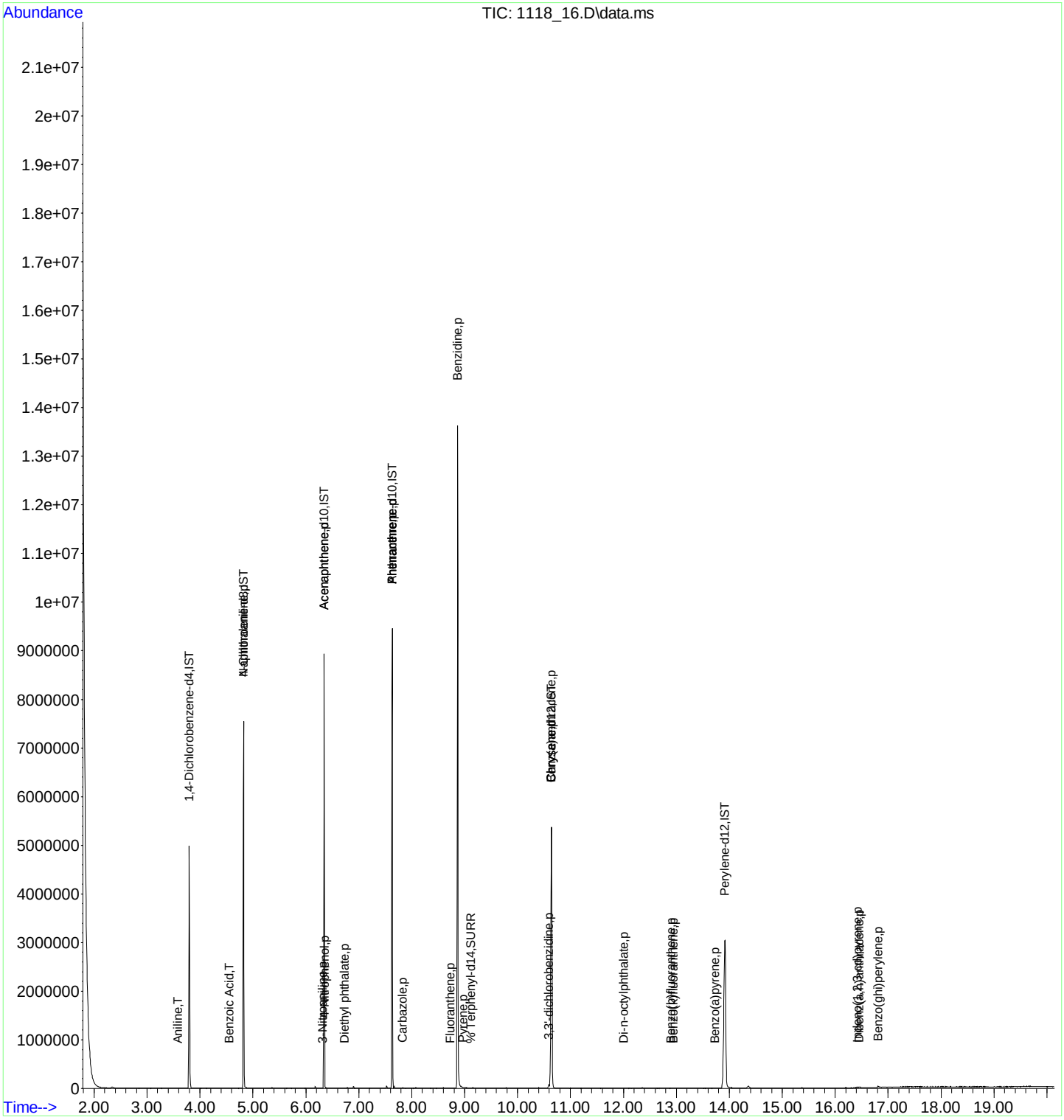

Quantitation Report (RF) (QT Reviewed)

Data Path : H:\SV2019\CHEM29\11NOV\18\
Data File : 1118_17.D
Acq On : 19 Nov 2019 1:02 am
Operator :
Client ID : ICAL 75
Lab ID : 75PPM 8270/BENZ; 93D
ALS Vial : 13 Sample Multiplier: 1

Quant Time: Nov 19 12:26:26 2019
Quant Method : H:\SV2019\CHEM29\METHODS\29_SPLIT_1118.M
Quant Title : Semivolatiles by GC/MS - EPA Method 625/8270
QLast Update : Tue Nov 19 12:25:27 2019
Response via : Initial Calibration

Compound	R.T.	QIon	Response	Conc Units	Dev(Min)
Internal Standards					
1) 1,4-Dichlorobenzene-d4	3.797	152	855444	40.000 ng	0.00
26) Naphthalene-d8	4.825	136	3124021	40.000 ng	0.00
45) Acenaphthene-d10	6.347	164	1660997	40.000 ng	0.00
69) Phenanthrene-d10	7.633	188	3296093	40.000 ng	0.00
86) Chrysene-d12	10.636	240	3053621	40.000 ng	0.00
93) Perylene-d12	13.920	264	3234278	40.000 ng	0.00
Target Compounds					Qvalue
83) Benzidine	8.867	184	5037908	72.267 ng	97

(#)out of range (m)manual integration reviewed by analyst (+)signals summed

Quantitation Report (RF) (QT Reviewed)

Data Path : H:\SV2019\CHEM29\11NOV\18\
Data File : 1118_17.D
Acq On : 19 Nov 2019 1:02 am
Operator :
Client ID : ICAL 75
Lab ID : 75PPM 8270/BENZ; 93D
ALS Vial : 13 Sample Multiplier: 1

Quant Time: Nov 19 12:26:26 2019
Quant Method : H:\SV2019\CHEM29\METHODS\29_SPLIT_1118.M
Quant Title : Semivolatiles by GC/MS - EPA Method 625/8270
QLast Update : Tue Nov 19 12:25:27 2019
Response via : Initial Calibration

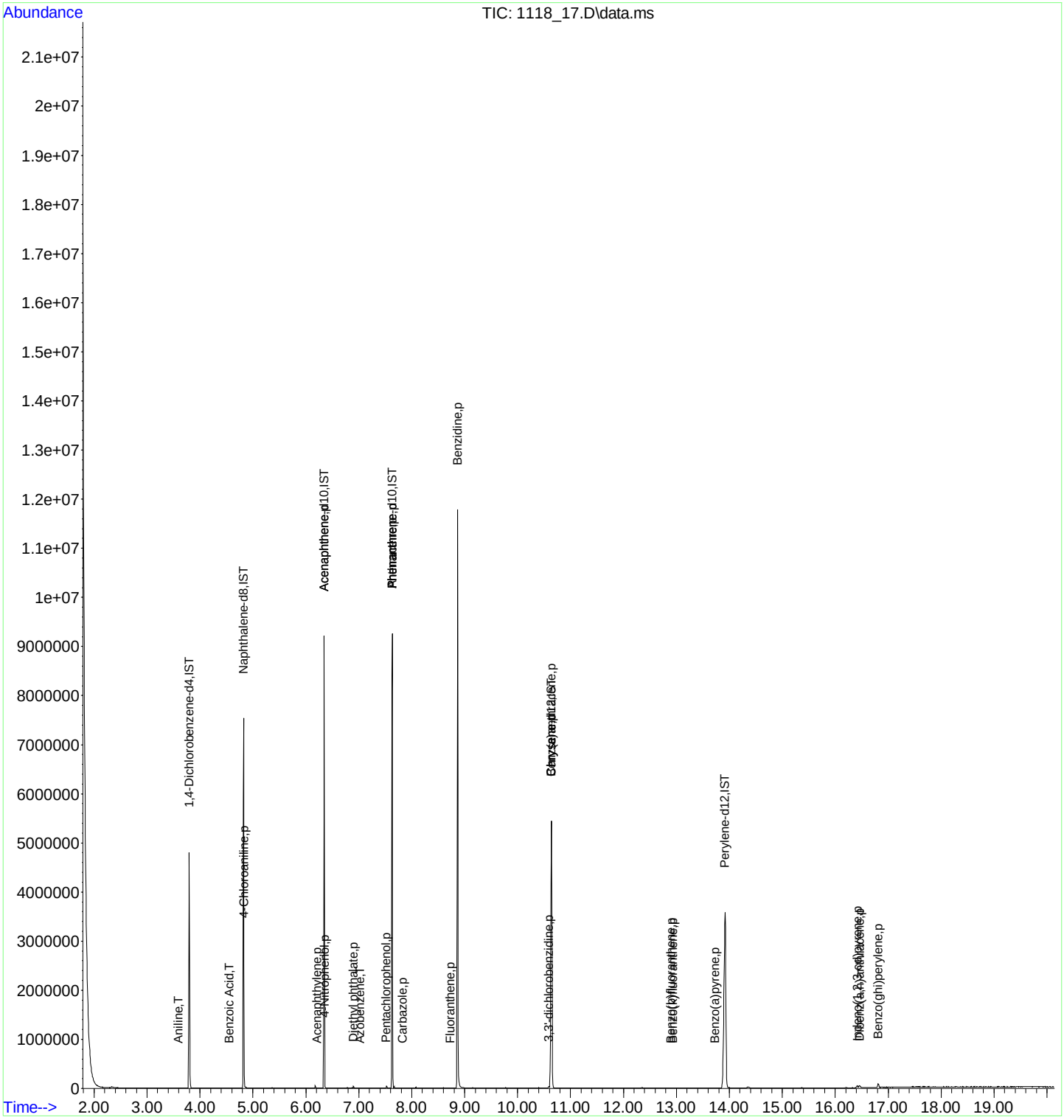

Quantitation Report (RF) (QT Reviewed)

Data Path : H:\SV2019\CHEM29\11NOV\18\
Data File : 1118_18.D
Acq On : 19 Nov 2019 1:28 am
Operator :
Client ID : ICAL 50
Lab ID : 50PPM 8270/BENZ; 93E
ALS Vial : 14 Sample Multiplier: 1

Quant Time: Nov 19 12:26:29 2019
Quant Method : H:\SV2019\CHEM29\METHODS\29_SPLIT_1118.M
Quant Title : Semivolatiles by GC/MS - EPA Method 625/8270
QLast Update : Tue Nov 19 12:25:27 2019
Response via : Initial Calibration

Compound	R.T.	QIon	Response	Conc	Units	Dev(Min)
Internal Standards						
1) 1,4-Dichlorobenzene-d4	3.797	152	1005088	40.000	ng	0.00
26) Naphthalene-d8	4.825	136	3661626	40.000	ng	0.00
45) Acenaphthene-d10	6.347	164	1982880	40.000	ng	0.00
69) Phenanthrene-d10	7.634	188	3877681	40.000	ng	0.00
86) Chrysene-d12	10.642	240	3644545	40.000	ng	0.00
93) Perylene-d12	13.920	264	3695093	40.000	ng	0.00
Target Compounds						Qvalue
83) Benzidine	8.862	184	4085372	53.279	ng	96

(#)out of range (m)manual integration reviewed by analyst (+)signals summed

Quantitation Report (RF) (QT Reviewed)

Data Path : H:\SV2019\CHEM29\11NOV\18\
Data File : 1118_18.D
Acq On : 19 Nov 2019 1:28 am
Operator :
Client ID : ICAL 50
Lab ID : 50PPM 8270/BENZ; 93E
ALS Vial : 14 Sample Multiplier: 1

Quant Time: Nov 19 12:26:29 2019
Quant Method : H:\SV2019\CHEM29\METHODS\29_SPLIT_1118.M
Quant Title : Semivolatiles by GC/MS - EPA Method 625/8270
QLast Update : Tue Nov 19 12:25:27 2019
Response via : Initial Calibration

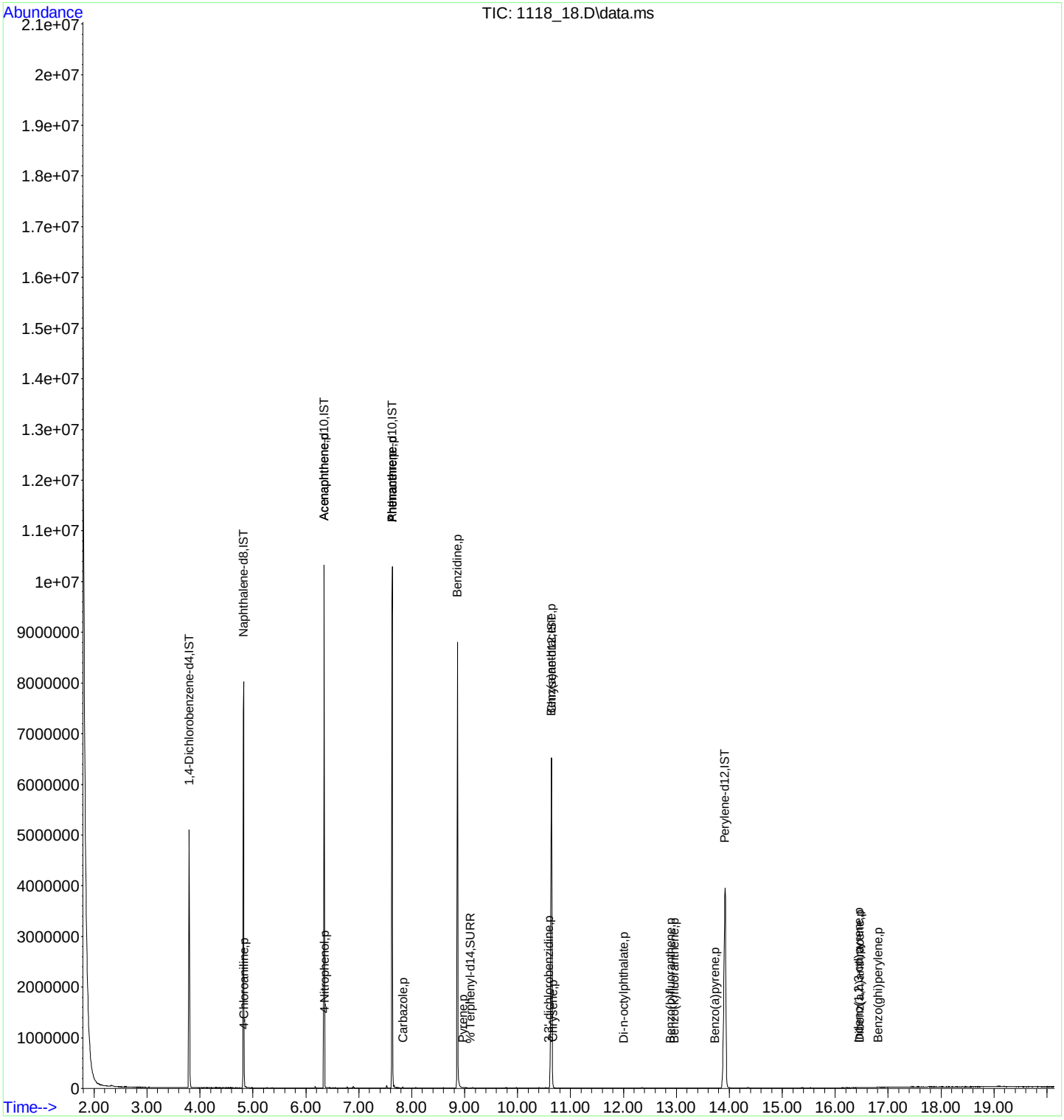

Quantitation Report (RF) (QT Reviewed)

Data Path : H:\SV2019\CHEM29\11NOV\18\
Data File : 1118_19.D
Acq On : 19 Nov 2019 1:54 am
Operator :
Client ID : ICAL 30
Lab ID : 30PPM 8270/BENZ; 93F
ALS Vial : 15 Sample Multiplier: 1

Quant Time: Nov 19 12:26:34 2019
Quant Method : H:\SV2019\CHEM29\METHODS\29_SPLIT_1118.M
Quant Title : Semivolatiles by GC/MS - EPA Method 625/8270
QLast Update : Tue Nov 19 12:25:27 2019
Response via : Initial Calibration

Compound	R.T.	QIon	Response	Conc	Units	Dev(Min)
Internal Standards						
1) 1,4-Dichlorobenzene-d4	3.797	152	842671	40.000	ng	0.00
26) Naphthalene-d8	4.825	136	3046524	40.000	ng	0.00
45) Acenaphthene-d10	6.347	164	1623261	40.000	ng	0.00
69) Phenanthrene-d10	7.633	188	3179359	40.000	ng	0.00
86) Chrysene-d12	10.642	240	2949183	40.000	ng	0.00
93) Perylene-d12	13.920	264	2947046	40.000	ng	0.00
Target Compounds						Qvalue
83) Benzidine	8.861	184	1897815	32.840	ng	97

(#)out of range (m)manual integration reviewed by analyst (+)signals summed

Quantitation Report (RF) (QT Reviewed)

Data Path : H:\SV2019\CHEM29\11NOV\18\
Data File : 1118_19.D
Acq On : 19 Nov 2019 1:54 am
Operator :
Client ID : ICAL 30
Lab ID : 30PPM 8270/BENZ; 93F
ALS Vial : 15 Sample Multiplier: 1

Quant Time: Nov 19 12:26:34 2019
Quant Method : H:\SV2019\CHEM29\METHODS\29_SPLIT_1118.M
Quant Title : Semivolatiles by GC/MS - EPA Method 625/8270
QLast Update : Tue Nov 19 12:25:27 2019
Response via : Initial Calibration

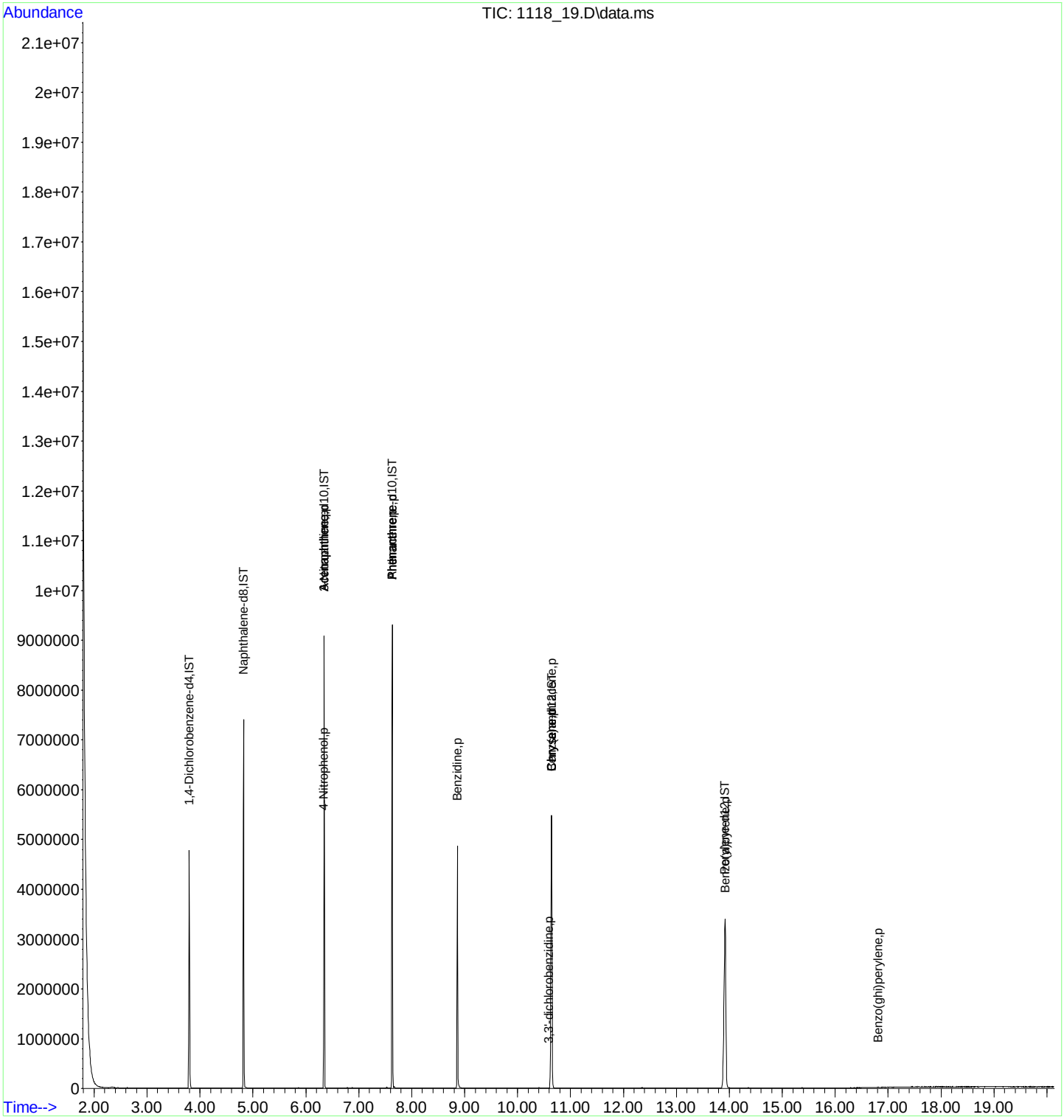

Quantitation Report (RF) (QT Reviewed)

Data Path : H:\SV2019\CHEM29\11NOV\18\
Data File : 1118_20.D
Acq On : 19 Nov 2019 2:19 am
Operator :
Client ID : ICAL 10
Lab ID : 10PPM 8270/BENZ; 93G
ALS Vial : 16 Sample Multiplier: 1

Quant Time: Nov 19 12:26:38 2019
Quant Method : H:\SV2019\CHEM29\METHODS\29_SPLIT_1118.M
Quant Title : Semivolatiles by GC/MS - EPA Method 625/8270
QLast Update : Tue Nov 19 12:25:27 2019
Response via : Initial Calibration

Compound	R.T.	QIon	Response	Conc Units	Dev(Min)
Internal Standards					
1) 1,4-Dichlorobenzene-d4	3.797	152	983563	40.000 ng	0.00
26) Naphthalene-d8	4.825	136	3519108	40.000 ng	0.00
45) Acenaphthene-d10	6.347	164	1904253	40.000 ng	0.00
69) Phenanthrene-d10	7.634	188	3726758	40.000 ng	0.00
86) Chrysene-d12	10.642	240	3501901	40.000 ng	0.00
93) Perylene-d12	13.920	264	3513373	40.000 ng	0.00
Target Compounds					Qvalue
83) Benzidine	8.862	184	697309	11.866 ng	97

(#)out of range (m)manual integration reviewed by analyst (+)signals summed

Quantitation Report (RF) (QT Reviewed)

Data Path : H:\SV2019\CHEM29\11NOV\18\
Data File : 1118_20.D
Acq On : 19 Nov 2019 2:19 am
Operator :
Client ID : ICAL 10
Lab ID : 10PPM 8270/BENZ; 93G
ALS Vial : 16 Sample Multiplier: 1

Quant Time: Nov 19 12:26:38 2019
Quant Method : H:\SV2019\CHEM29\METHODS\29_SPLIT_1118.M
Quant Title : Semivolatiles by GC/MS - EPA Method 625/8270
QLast Update : Tue Nov 19 12:25:27 2019
Response via : Initial Calibration

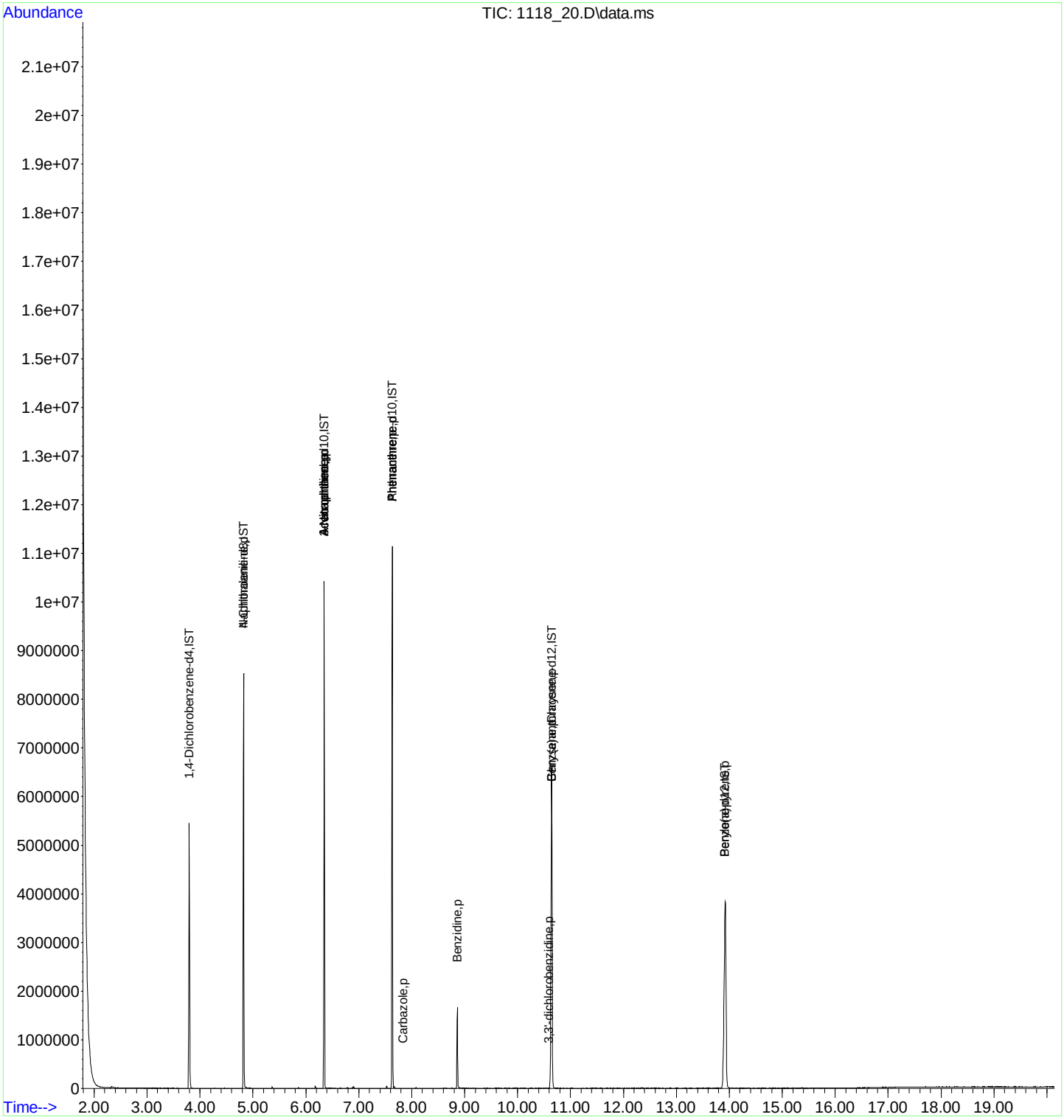

Quantitation Report (RF) (QT Reviewed)

Data Path : H:\SV2019\CHEM29\11NOV\18\
Data File : 1118_21.D
Acq On : 19 Nov 2019 2:45 am
Operator :
Client ID : ICAL 5
Lab ID : 5PPM 8270/BENZ; 93H
ALS Vial : 17 Sample Multiplier: 1

Quant Time: Nov 19 12:26:41 2019
Quant Method : H:\SV2019\CHEM29\METHODS\29_SPLIT_1118.M
Quant Title : Semivolatiles by GC/MS - EPA Method 625/8270
QLast Update : Tue Nov 19 12:25:27 2019
Response via : Initial Calibration

Compound	R.T.	QIon	Response	Conc	Units	Dev(Min)
Internal Standards						
1) 1,4-Dichlorobenzene-d4	3.797	152	931331	40.000	ng	0.00
26) Naphthalene-d8	4.825	136	3375920	40.000	ng	0.00
45) Acenaphthene-d10	6.347	164	1824128	40.000	ng	0.00
69) Phenanthrene-d10	7.633	188	3529930	40.000	ng	0.00
86) Chrysene-d12	10.642	240	3305608	40.000	ng	0.00
93) Perylene-d12	13.920	264	3325051	40.000	ng	0.00
Target Compounds						Qvalue
83) Benzidine	8.861	184	309743	6.265	ng	96

(#)out of range (m)manual integration reviewed by analyst (+)signals summed

Quantitation Report (RF) (QT Reviewed)

Data Path : H:\SV2019\CHEM29\11NOV\18\
Data File : 1118_21.D
Acq On : 19 Nov 2019 2:45 am
Operator :
Client ID : ICAL 5
Lab ID : 5PPM 8270/BENZ; 93H
ALS Vial : 17 Sample Multiplier: 1

Quant Time: Nov 19 12:26:41 2019
Quant Method : H:\SV2019\CHEM29\METHODS\29_SPLIT_1118.M
Quant Title : Semivolatiles by GC/MS - EPA Method 625/8270
QLast Update : Tue Nov 19 12:25:27 2019
Response via : Initial Calibration

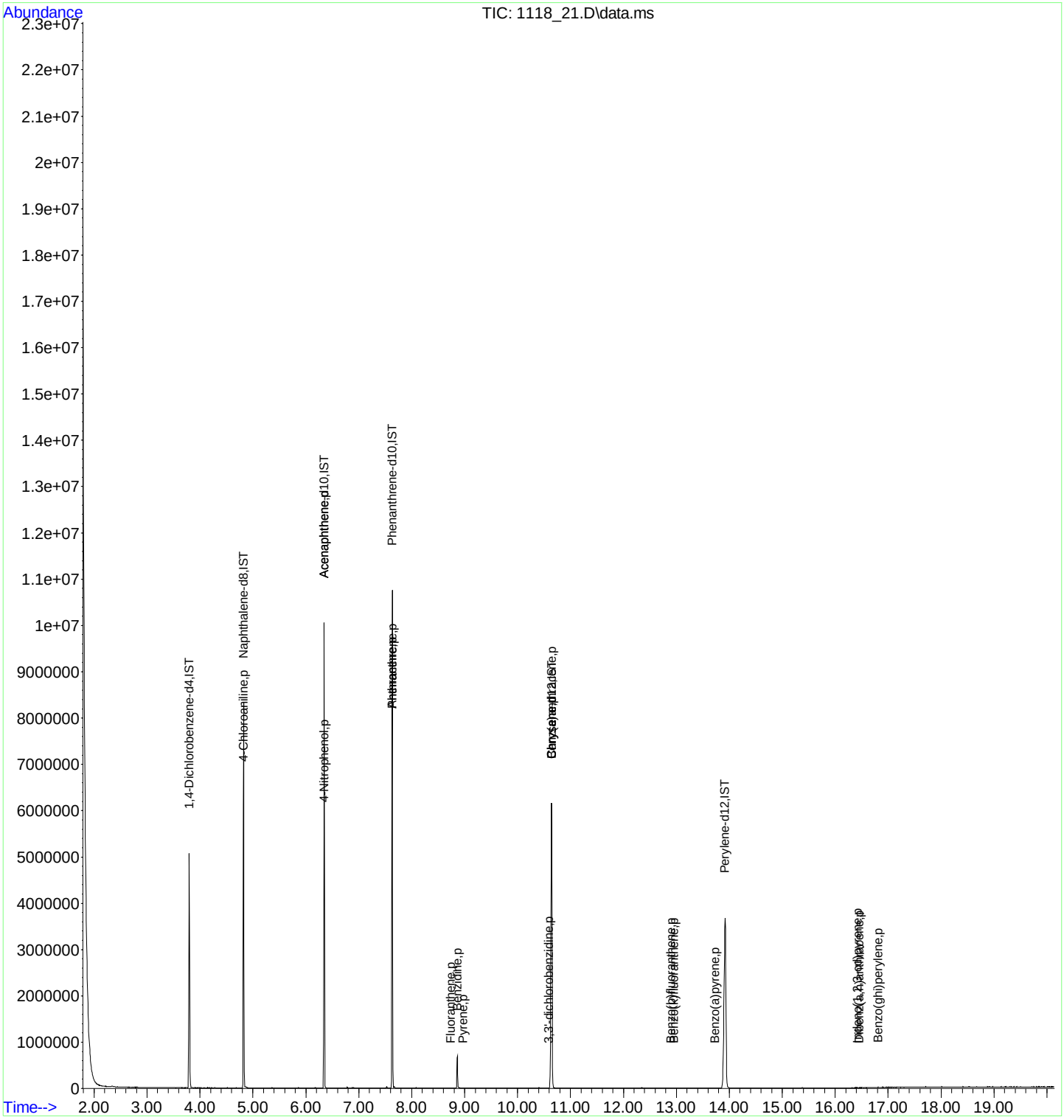

Quantitation Report (RF) (QT Reviewed)

Data Path : H:\SV2019\CHEM29\11NOV\18\
Data File : 1118_22.D
Acq On : 19 Nov 2019 3:11 am
Operator :
Client ID : ICAL 2.5
Lab ID : 2.5PPM 8270/BENZ; 93I
ALS Vial : 18 Sample Multiplier: 1

Quant Time: Nov 19 12:26:45 2019
Quant Method : H:\SV2019\CHEM29\METHODS\29_SPLIT_1118.M
Quant Title : Semivolatiles by GC/MS - EPA Method 625/8270
QLast Update : Tue Nov 19 12:25:27 2019
Response via : Initial Calibration

Compound	R.T.	QIon	Response	Conc	Units	Dev(Min)
Internal Standards						
1) 1,4-Dichlorobenzene-d4	3.797	152	893743	40.000	ng	0.00
26) Naphthalene-d8	4.825	136	3280532	40.000	ng	0.00
45) Acenaphthene-d10	6.347	164	1761918	40.000	ng	0.00
69) Phenanthrene-d10	7.634	188	3519530	40.000	ng	0.00
86) Chrysene-d12	10.642	240	3265132	40.000	ng	0.00
93) Perylene-d12	13.920	264	3288666	40.000	ng	0.00
Target Compounds						Qvalue
83) Benzidine	8.861	184	139765	3.468	ng	97

(#)out of range (m)manual integration reviewed by analyst (+)signals summed

Quantitation Report (RF) (QT Reviewed)

Data Path : H:\SV2019\CHEM29\11NOV\18\
Data File : 1118_22.D
Acq On : 19 Nov 2019 3:11 am
Operator :
Client ID : ICAL 2.5
Lab ID : 2.5PPM 8270/BENZ; 93I
ALS Vial : 18 Sample Multiplier: 1

Quant Time: Nov 19 12:26:45 2019
Quant Method : H:\SV2019\CHEM29\METHODS\29_SPLIT_1118.M
Quant Title : Semivolatiles by GC/MS - EPA Method 625/8270
QLast Update : Tue Nov 19 12:25:27 2019
Response via : Initial Calibration

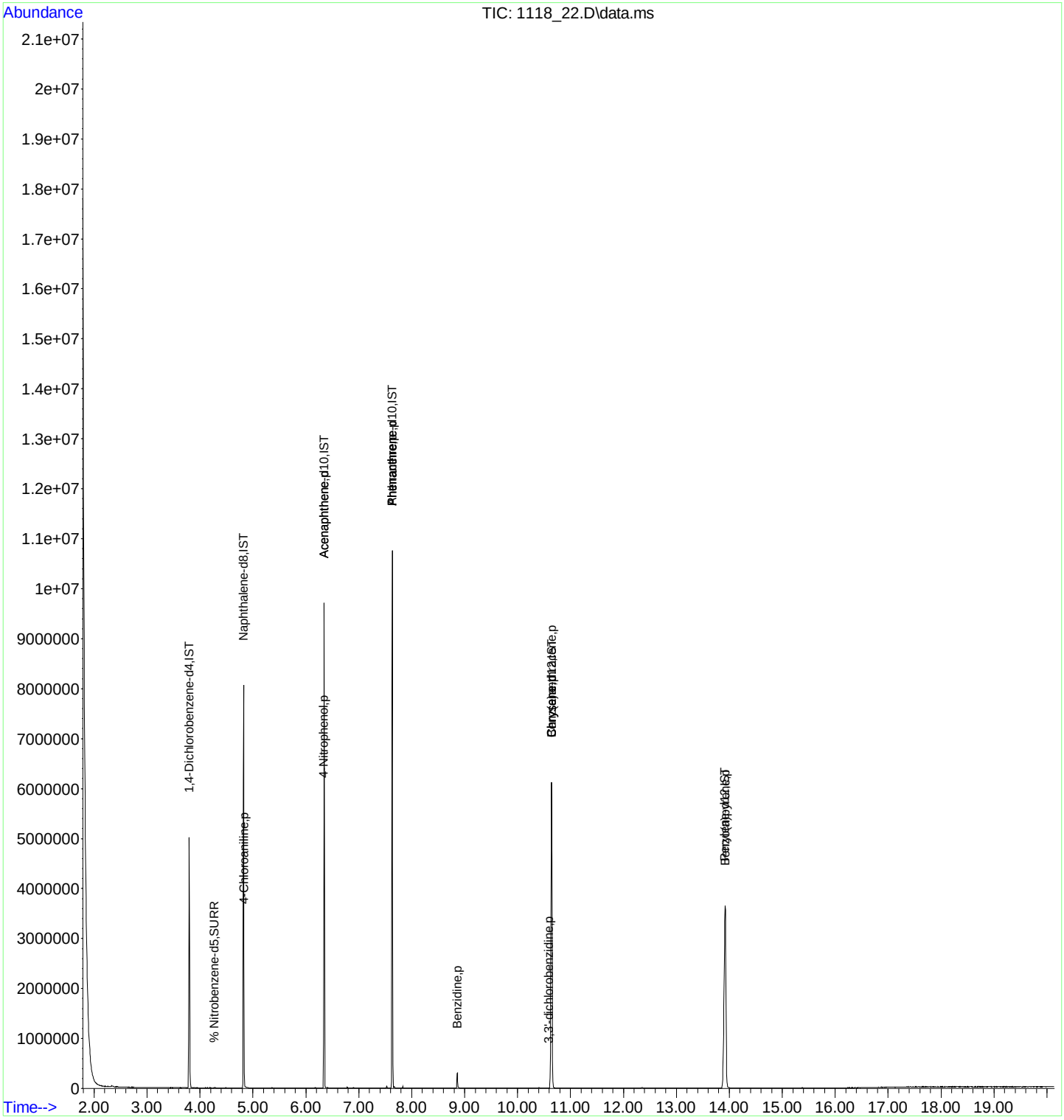

7B
SEMIVOLATILE CONTINUING CALIBRATION CHECK

Lab Name: Phoenix Environmental Labs Client: NETC

Lab Code: Phoenix Case No.: SAS No.: SDG No.: GCE67556

Instrument: CHEM29 Calibration Date: 11/27/19 Time: 23:02

Lab File Id: 1127_32.D Init. Calib. Date(s): 11/18/19 11/19/19

Heated Purge (Y/N): n.a. Init. Calib. Times: 21:09 03:11

GC Column: RTX-5MS Method File: 29_SPLIT_1118.M

COMPOUND	RRF	RRF50	RRF MIN	%D	% D LIMITS
Phenanthrene-d10 (IS Areas & Pct)	3877681	4355733	n.a.	112.3	50-200
Benzidine	0.756	0.953	0.010	-26.1 +	20 (40)

(*) Recommended RRF not met (+) %D exceeds criteria % (#) %D exceeds (maximum) criteria

%D: 10% of target compounds are allowed to be above criteria %, but must be less than the (maximum) %D

(l) linear (li) linear inv conc wgt (li2) linear inv conc wgt^2 (q) quadratic (qi) quadratic inv conc wgt (qi2) quadratic inv conc wg^2

Compounds not using average response (l, li, li2, q, qi, qi2) display concentrations and not response factors

Quantitation Report (Not Reviewed)

Data Path : H:\SV2019\CHEM29\11NOV\27\
Data File : 1127_32.D
Acq On : 27 Nov 2019 11:02 pm
Operator :
Sample : 50PPM DFTPP/BENZ; 94R
Misc :
ALS Vial : 1 Sample Multiplier: 1

Quant Time: Nov 27 23:29:50 2019
Quant Method : H:\SV2019\CHEM29\METHODS\29_SPLIT_1118.M
Quant Title : Semivolatiles by GC/MS - EPA Method 625/8270
QLast Update : Tue Nov 26 13:40:02 2019
Response via : Initial Calibration

Compound	R.T.	QIon	Response	Conc	Units	Dev(Min)
Internal Standards						
1) 1,4-Dichlorobenzene-d4	3.638	152	1118815	40.000	ng	-0.05
26) Naphthalene-d8	4.660	136	4179296	40.000	ng	-0.05
45) Acenaphthene-d10	6.182	164	2290676	40.000	ng	-0.05
69) Phenanthrene-d10	7.463	188	4355733	40.000	ng	-0.05
86) Chrysene-d12	10.354	240	4171395	40.000	ng	-0.09
93) Perylene-d12	13.480	264	4269688	40.000	ng	-0.13
System Monitoring Compounds						
6) % 2-Fluorophenol	2.810	112	184	0.006	ng	-0.01
Spiked Amount 75.000	Range 30 - 130		Recovery	=	0.01%#	
7) % Phenol-d5	0.000	99	0	0.000	ng	
Spiked Amount 75.000	Range 30 - 130		Recovery	=	0.00%#	
24) % Nitrobenzene-d5	4.114	82	200	0.005	ng	-0.03
Spiked Amount 50.000	Range 30 - 130		Recovery	=	0.02%#	
48) % 2-Fluorobiphenyl	5.636	172	220	0.003	ng	0.00
Spiked Amount 50.000	Range 30 - 130		Recovery	=	0.00%#	
70) % 2,4,6-Tribromophenol	0.000	62	0	0.000	ng	
Spiked Amount 75.000	Range 30 - 130		Recovery	=	0.00%#	
85) % Terphenyl-d14	8.920	244	2309	0.023	ng	-0.06
Spiked Amount 50.000			Recovery	=	0.04%	
Target Compounds						Qvalue
83) Benzidine	8.673	184	5187597	63.025	ng	98

(#)out of range (m)manual integration reviewed by analyst (+)signals summed

Quantitation Report (Not Reviewed)

Data Path : H:\SV2019\CHEM29\11NOV\27\
Data File : 1127_32.D
Acq On : 27 Nov 2019 11:02 pm
Operator :
Sample : 50PPM DFTPP/BENZ; 94R
Misc :
ALS Vial : 1 Sample Multiplier: 1

Quant Time: Nov 27 23:29:50 2019
Quant Method : H:\SV2019\CHEM29\METHODS\29_SPLIT_1118.M
Quant Title : Semivolatiles by GC/MS - EPA Method 625/8270
QLast Update : Tue Nov 26 13:40:02 2019
Response via : Initial Calibration

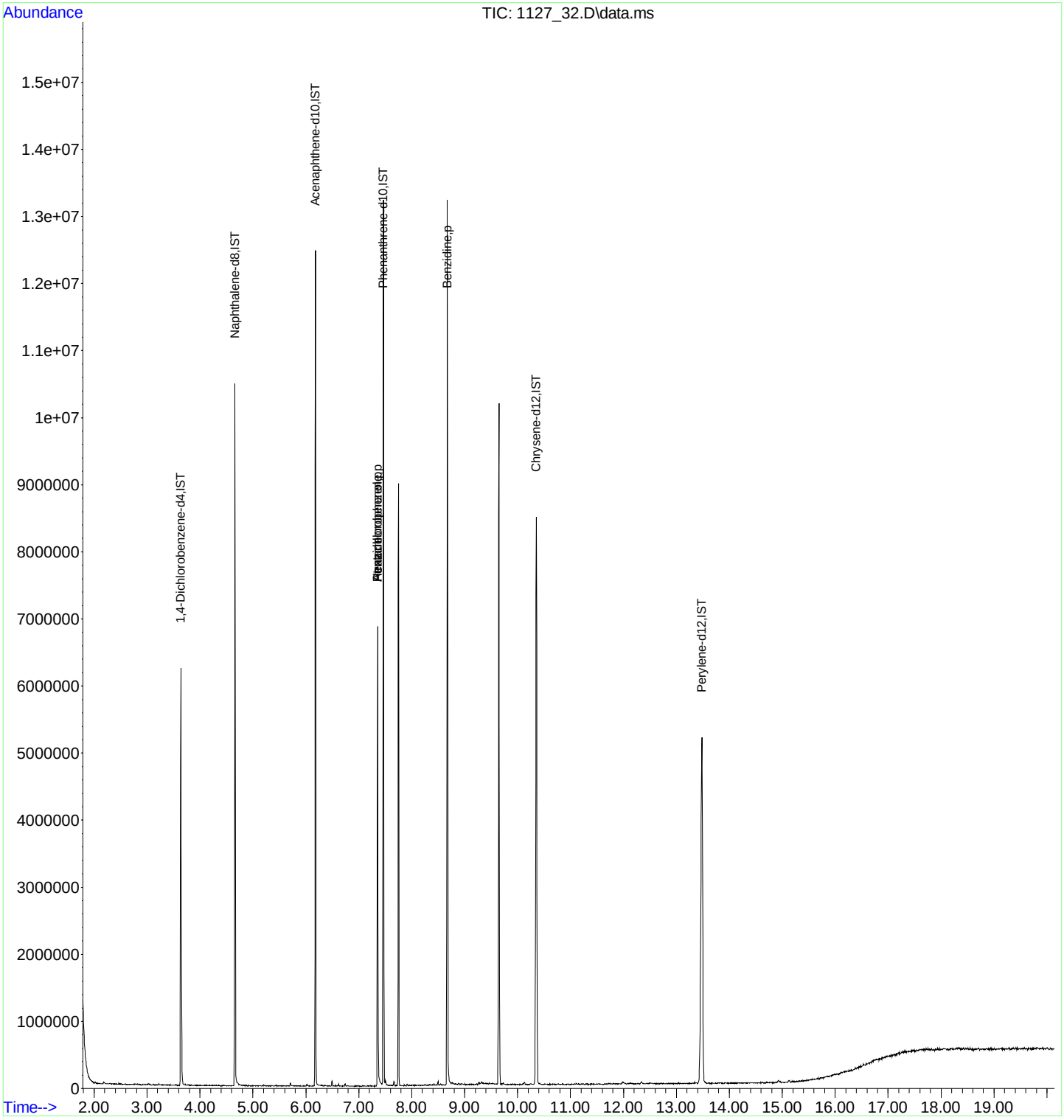

7B
SEMIVOLATILE CONTINUING CALIBRATION CHECK

Lab Name: Phoenix Environmental Labs Client: NETC

Lab Code: Phoenix Case No.: SAS No.: SDG No.: GCE67556

Instrument: CHEM29 Calibration Date: 11/27/19 Time: 23:51

Lab File Id: 1127_34.D Init. Calib. Date(s): 11/18/19 11/19/19

Heated Purge (Y/N): n.a. Init. Calib. Times: 21:09 03:11

GC Column: RTX-5MS Method File: 29_SPLIT_1118.M

COMPOUND		RRF	RRF30	RRF MIN	%D	% D LIMITS
1,4-Dichlorobenzene-d4	(IS Areas & Pct)	784045	1143988	n.a.	145.9	50-200
Naphthalene-d8	(IS Areas & Pct)	3043844	4470299	n.a.	146.9	50-200
Acenaphthene-d10	(IS Areas & Pct)	1530428	2300279	n.a.	150.3	50-200
Phenanthrene-d10	(IS Areas & Pct)	3022265	4397095	n.a.	145.5	50-200
Chrysene-d12	(IS Areas & Pct)	2810852	3924502	n.a.	139.6	50-200
Perylene-d12	(IS Areas & Pct)	2884991	3942539	n.a.	136.7	50-200
N-Nitrosodimethylamine		0.718	0.707	0.010	1.5	20 (40)
Pyridine		1.329	1.259	0.010	5.3	20 (40)
Phenol		1.478	1.831	0.800	-23.9 +	20 (40)
Bis(2-chloroethyl)ether		0.891	1.025	0.700	-15.0	20 (40)
Aniline		1.737	1.897	0.010	-9.2	20 (40)
2-Chlorophenol		1.250	1.344	0.800	-7.5	20 (40)
1,3-Dichlorobenzene		1.495	1.505	0.010	-0.7	20 (40)
1,4-Dichlorobenzene		1.487	1.562	0.010	-5.0	20 (40)
1,2-Dichlorobenzene		1.420	1.481	0.010	-4.3	20 (40)
2-Methylphenol (o-cresol)		0.940	1.036	0.700	-10.2	20 (40)
Bis(2-chloroisopropyl)ether		1.284	1.665	0.010	-29.7 +	20 (40)
N-Nitrosodi-n-propylamine		0.847	0.961	0.500	-13.5	20 (40)
3&4-Methylphenol (m&p-cresol)		1.402	1.498	0.600	-6.8	20 (40)
Acetophenone		1.771	1.851	0.010	-4.5	20 (40)
Hexachloroethane		0.553	0.591	0.300	-6.9	20 (40)
Nitrobenzene		1.313	1.408	0.200	-7.2	20 (40)
Isophorone		0.600	0.679	0.400	-13.2	20 (40)
2-Nitrophenol		0.061	0.066	* 0.100	-8.2	20 (40)
2,4-Dimethylphenol		0.277	0.294	0.200	-6.1	20 (40)
Bis(2-chloroethoxy)methane		0.352	0.404	0.300	-14.8	20 (40)
Benzoic Acid		0.199	0.192	0.010	3.5	20 (40)
2,4-Dichlorophenol		0.266	0.293	0.200	-10.2	20 (40)
1,2,4-Trichlorobenzene		0.317	0.327	0.010	-3.2	20 (40)
Naphthalene		0.911	0.981	0.700	-7.7	20 (40)
4-Chloroaniline		0.102	0.126	0.010	-23.5 +	20 (40)
Hexachlorobutadiene		0.195	0.197	0.010	-1.0	20 (40)
4-Chloro-3-methylphenol		0.250	0.275	0.200	-10.0	20 (40)
2-Methylnaphthalene		0.670	0.705	0.400	-5.2	20 (40)
Hexachlorocyclopentadiene		0.240	0.198	0.050	17.5	20 (40)

(*) Recommended RRF not met (+) %D exceeds criteria % (#) %D exceeds (maximum) criteria

%D: 10% of target compounds are allowed to be above criteria %, but must be less than the (maximum) %D

(l) linear (li) linear inv conc wgt (li2) linear inv conc wgt^2 (q) quadratic (qi) quadratic inv conc wgt (qi2) quadratic inv conc wg^2

Compounds not using average response (l, li, li2, q, qi, qi2) display concentrations and not response factors

7B
SEMIVOLATILE CONTINUING CALIBRATION CHECK

Lab Name: Phoenix Environmental Labs Client: NETC

Lab Code: Phoenix Case No.: SAS No.: SDG No.: GCE67556

Instrument: CHEM29 Calibration Date: 11/27/19 Time: 23:51

Lab File Id: 1127_34.D Init. Calib. Date(s): 11/18/19 11/19/19

Heated Purge (Y/N): n.a. Init. Calib. Times: 21:09 03:11

GC Column: RTX-5MS Method File: 29_SPLIT_1118.M

COMPOUND	RRF	RRF30	RRF MIN	%D	% D LIMITS
1,2,4,5-Tetrachlorobenzene	0.367	0.382	0.010	-4.1	20 (40)
2,4,6-Trichlorophenol	0.400	0.422	0.200	-5.5	20 (40)
2,4,5-Trichlorophenol	0.421	0.442	0.200	-5.0	20 (40)
2-Chloronaphthalene	1.197	1.250	0.800	-4.4	20 (40)
4-Nitroaniline	0.322	0.389	0.010	-20.8 +	20 (40)
Dimethylphthalate	1.368	1.454	0.010	-6.3	20 (40)
2,6-Dinitrotoluene	0.297	0.331	0.200	-11.4	20 (40)
Acenaphthylene	1.861	1.970	0.900	-5.9	20 (40)
3-Nitroaniline	0.287	0.294	0.010	-2.4	20 (40)
Acenaphthene	1.166	1.190	0.900	-2.1	20 (40)
2,4-Dinitrophenol qi	30	31.47		-4.9	20
Dibenzofuran	1.709	1.794	0.800	-5.0	20 (40)
2,4-Dinitrotoluene	0.379	0.426	0.200	-12.4	20 (40)
4-Nitrophenol	0.233	0.264	0.010	-13.3	20 (40)
Diethyl phthalate	1.383	1.454	0.010	-5.1	20 (40)
Fluorene	1.388	1.444	0.900	-4.0	20 (40)
4-Chlorophenyl phenyl ether	0.721	0.763	0.400	-5.8	20 (40)
2-Nitroaniline	0.199	0.154	0.010	22.6 +	20 (40)
4,6-Dinitro-2-methylphenol qi	30	34.05		-13.5	20
N-Nitrosodiphenylamine	1.021	1.074	0.010	-5.2	20 (40)
Azobenzene	1.471	1.702	0.010	-15.7	20 (40)
4-Bromophenyl phenyl ether	0.221	0.246	0.100	-11.3	20 (40)
Hexachlorobenzene	0.085	0.088	* 0.100	-3.5	20 (40)
Pentachlorophenol	0.126	0.122	0.050	3.2	20 (40)
Pentachloronitrobenzene	0.068	0.071	0.010	-4.4	20 (40)
Phenanthrene	1.025	1.106	0.700	-7.9	20 (40)
Anthracene	1.049	1.154	0.700	-10.0	20 (40)
Carbazole	0.951	1.057	0.010	-11.1	20 (40)
Di-n-butylphthalate	1.103	1.306	0.010	-18.4	20 (40)
Fluoranthene	1.201	1.318	0.600	-9.7	20 (40)
Pyrene	1.218	1.313	0.600	-7.8	20 (40)
Benzyl butyl phthalate	0.539	0.663	0.010	-23.0 +	20 (40)
Bis(2-ethylhexyl)phthalate	0.686	0.827	0.010	-20.6 +	20 (40)
Benz(a)anthracene	1.268	1.316	0.800	-3.8	20 (40)
Chrysene	1.207	1.283	0.700	-6.3	20 (40)

(*) Recommended RRF not met (+) %D exceeds criteria % (#) %D exceeds (maximum) criteria

%D: 10% of target compounds are allowed to be above criteria %, but must be less than the (maximum) %D

(l) linear (li) linear inv conc wgt (li2) linear inv conc wgt^2 (q) quadratic (qi) quadratic inv conc wgt (qi2) quadratic inv conc wg^2

Compounds not using average response (l, li, li2, q, qi, qi2) display concentrations and not response factors

7B
SEMIVOLATILE CONTINUING CALIBRATION CHECK

Lab Name: Phoenix Environmental Labs Client: NETC

Lab Code: Phoenix Case No.: SAS No.: SDG No.: GCE67556

Instrument: CHEM29 Calibration Date: 11/27/19 Time: 23:51

Lab File Id: 1127_34.D Init. Calib. Date(s): 11/18/19 11/19/19

Heated Purge (Y/N): n.a. Init. Calib. Times: 21:09 03:11

GC Column: RTX-5MS Method File: 29_SPLIT_1118.M

COMPOUND	RRF	RRF30	RRF MIN	%D	% D LIMITS
Di-n-octylphthalate qi	30	32.26		-7.5	20
3,3'-dichlorobenzidine	0.355	0.370	0.010	-4.2	20 (40)
Benzo(b)fluoranthene	1.230	1.322	0.700	-7.5	20 (40)
Benzo(k)fluoranthene	1.173	1.220	0.700	-4.0	20 (40)
Benzo(a)pyrene	1.056	1.158	0.700	-9.7	20 (40)
Indeno(1,2,3-cd)pyrene	1.062	1.231	0.500	-15.9	20 (40)
Dibenz(a,h)anthracene	1.102	1.201	0.400	-9.0	20 (40)
Benzo(ghi)perylene	1.136	1.163	0.500	-2.4	20 (40)
% 2-Fluorophenol	1.173	1.301	0.010	-10.9	20 (40)
% Phenol-d5	1.461	1.744	0.010	-19.4	20 (40)
% Nitrobenzene-d5	1.357	1.516	0.010	-11.7	20 (40)
% 2-Fluorobiphenyl	1.496	1.574	0.010	-5.2	20 (40)
% 2,4,6-Tribromophenol	0.057	0.066	0.010	-15.8	20 (40)
% Terphenyl-d14	0.942	1.057	0.010	-12.2	20 (40)

(*) Recommended RRF not met (+) %D exceeds criteria % (#) %D exceeds (maximum) criteria

%D: 10% of target compounds are allowed to be above criteria %, but must be less than the (maximum) %D

(l) linear (li) linear inv conc wgt (li2) linear inv conc wgt^2 (q) quadratic (qi) quadratic inv conc wgt (qi2) quadratic inv conc wg^2

Compounds not using average response (l, li, li2, q, qi, qi2) display concentrations and not response factors

Evaluate Continuing Calibration Report

Data Path : H:\SV2019\CHEM29\11NOV\27\
Data File : 1127_34.D
Acq On : 27 Nov 2019 11:51 pm
Operator :
Client ID : CCAL 30
Lab ID : 30PPM 8270; 94W
ALS Vial : 2 Sample Multiplier: 1

Quant Time: Nov 28 01:36:09 2019
Quant Method : H:\SV2019\CHEM29\METHODS\29_SPLIT_1118.M
Quant Title : Semivolatiles by GC/MS - EPA Method 625/8270
QLast Update : Tue Nov 26 13:40:02 2019
Response via : Initial Calibration

Note: Curves (l,lf,q,qf) display calculated concentration.
Min. RRF : 0.050 Min. Rel. Area : 50% Max. R.T. Dev 0.50min
Max. RRF Dev : 20% Max. Rel. Area : 200%

		Compound	Amount	Calc.	%Dev	Area%	Dev(min)
1	ISTD	1,4-Dichlorobenzene-d4	40.000	40.000	0.0	146	
2	T	N-Nitrosodimethylamine	30.000	29.554	1.5		
3	T	Pyridine	30.000	28.421	5.3		
6	SURR	% 2-Fluorophenol	30.000	33.281	-10.9		
7	SURR	% Phenol-d5	30.000	35.817	-19.4		
8	p	Phenol	30.000	37.157	-23.9#		
9	p	Bis(2-chloroethyl)ether	30.000	34.495	-15.0		
10	T	Aniline	30.000	32.768	-9.2		
12	p	2-Chlorophenol	30.000	32.266	-7.6		
13	T	1,3-Dichlorobenzene	30.000	30.201	-0.7		
14		1,4-Dichlorobenzene	30.000	31.522	-5.1		
16	T	1,2-Dichlorobenzene	30.000	31.271	-4.2		
17	p	2-Methylphenol (o-cresol)	30.000	33.084	-10.3		
18	T	Bis(2-chloroisopropyl)ether	30.000	38.903	-29.7#		
19	p	N-Nitrosodi-n-propylamine	30.000	34.056	-13.5		
20	p	3&4-Methylphenol (m&p-creso	30.000	32.058	-6.9		
21	p	Acetophenone	30.000	31.346	-4.5		
23	p	Hexachloroethane	30.000	32.056	-6.9		
24	SURR	% Nitrobenzene-d5	30.000	33.523	-11.7		
25	p	Nitrobenzene	30.000	32.188	-7.3		
26	ISTD	Naphthalene-d8	40.000	40.000	0.0	147	
27	p	Isophorone	30.000	33.958	-13.2		
28	p	2-Nitrophenol	30.000	32.548	-8.5		
29	p	2,4-Dimethylphenol	30.000	31.834	-6.1		
30	p	Bis(2-chloroethoxy)methane	30.000	34.378	-14.6		
31	T	Benzoic Acid	30.000	29.038	3.2		
32	p	2,4-Dichlorophenol	30.000	33.074	-10.2		
33	T	1,2,4-Trichlorobenzene	30.000	30.941	-3.1		
36	p	Naphthalene	30.000	32.330	-7.8		
37	p	4-Chloroaniline	30.000	37.136	-23.8#		
40	p	Hexachlorobutadiene	30.000	30.362	-1.2		
41	p	4-Chloro-3-methylphenol	30.000	33.035	-10.1		
42	p	2-Methylnaphthalene	30.000	31.561	-5.2		
43	p	Hexachlorocyclopentadiene	30.000	24.688	17.7		
44	p	1,2,4,5-Tetrachlorobenzene	30.000	31.162	-3.9		
45	ISTD	Acenaphthene-d10	40.000	40.000	0.0	150	
46	p	2,4,6-Trichlorophenol	30.000	31.621	-5.4		
47	p	2,4,5-Trichlorophenol	30.000	31.462	-4.9		
48	SURR	% 2-Fluorobiphenyl	30.000	31.572	-5.2		
49	p	2-Chloronaphthalene	30.000	31.327	-4.4		
50	p	4-Nitroaniline	30.000	36.253	-20.8#		
52	p	Dimethylphthalate	30.000	31.890	-6.3		
53	p	2,6-Dinitrotoluene	30.000	33.369	-11.2		
54	p	Acenaphthylene	30.000	31.762	-5.9		
55	p	3-Nitroaniline	30.000	30.650	-2.2		
56	p	Acenaphthene	30.000	30.631	-2.1		
57	q	2,4-Dinitrophenol	30.000	31.472	-4.9		
58	p	Dibenzofuran	30.000	31.479	-4.9		
59	p	2,4-Dinitrotoluene	30.000	33.691	-12.3		
60	p	4-Nitrophenol	30.000	33.970	-13.2		
62	p	Diethyl phthalate	30.000	31.544	-5.1		

Evaluate Continuing Calibration Report

Data Path : H:\SV2019\CHEM29\11NOV\27\
Data File : 1127_34.D
Acq On : 27 Nov 2019 11:51 pm
Operator :
Client ID : CCAL 30
Lab ID : 30PPM 8270; 94W
ALS Vial : 2 Sample Multiplier: 1

Quant Time: Nov 28 01:36:09 2019
Quant Method : H:\SV2019\CHEM29\METHODS\29_SPLIT_1118.M
Quant Title : Semivolatiles by GC/MS - EPA Method 625/8270
QLast Update : Tue Nov 26 13:40:02 2019
Response via : Initial Calibration

Note: Curves (l,lf,q,qf) display calculated concentration.
Min. RRF : 0.050 Min. Rel. Area : 50% Max. R.T. Dev 0.50min
Max. RRF Dev : 20% Max. Rel. Area : 200%

		Compound	Amount	Calc.	%Dev	Area%	Dev(min)
63	p	Fluorene	30.000	31.193	-4.0		
64	p	4-Chlorophenyl phenyl ether	30.000	31.740	-5.8		
65	p	2-Nitroaniline	30.000	23.177	22.7#		
66	q	4,6-Dinitro-2-methylphenol	30.000	34.052	-13.5		
67	p	N-Nitrosodiphenylamine	30.000	31.560	-5.2		
68	T	Azobenzene	30.000	34.707	-15.7		
69	ISTD	Phenanthrene-d10	40.000	40.000	0.0	145	
70	SURR	% 2,4,6-Tribromophenol	30.000	34.423	-14.7		
71	p	4-Bromophenyl phenyl ether	30.000	33.456	-11.5		
72	p	Hexachlorobenzene	30.000	30.912	-3.0		
74	p	Pentachlorophenol	30.000	28.911	3.6		
75	T	Pentachloronitrobenzene	30.000	31.480	-4.9		
77	p	Phenanthrene	30.000	32.376	-7.9		
78	p	Anthracene	30.000	33.003	-10.0		
79	p	Carbazole	30.000	33.360	-11.2		
80	p	Di-n-butylphthalate	30.000	35.511	-18.4		
82	p	Fluoranthene	30.000	32.909	-9.7		
83	p	Benzidine	-1.000	0.003	0.0		
84	p	Pyrene	30.000	32.328	-7.8		
85	SURR	% Terphenyl-d14	30.000	33.679	-12.3		
86	ISTD	Chrysene-d12	40.000	40.000	0.0	140	
87	p	Benzyl butyl phthalate	30.000	36.890	-23.0#		
88	p	Bis(2-ethylhexyl)phthalate	30.000	36.178	-20.6#		
89	p	Benz(a)anthracene	30.000	31.139	-3.8		
90	p	Chrysene	30.000	31.868	-6.2		
91	q	Di-n-octylphthalate	30.000	32.256	-7.5		
92	p	3,3'-dichlorobenzidine	30.000	31.273	-4.2		
93	ISTD	Perylene-d12	40.000	40.000	0.0	137	
94	p	Benzo(b)fluoranthene	30.000	32.255	-7.5		
95	p	Benzo(k)fluoranthene	30.000	31.189	-4.0		
96	p	Benzo(a)pyrene	30.000	32.901	-9.7		
97	p	Indeno(1,2,3-cd)pyrene	30.000	34.780	-15.9		
98	p	Dibenz(a,h)anthracene	30.000	32.711	-9.0		
99	p	Benzo(ghi)perylene	30.000	30.720	-2.4		

(#)=Out of Range l=linear, lf=liner(0,0), q=quadratic, qf=quadratic(0,0)
Laboratory Warning Limits Out = 0

Quantitation Report (QT Reviewed)

Data Path : H:\SV2019\CHEM29\11NOV\27\
Data File : 1127_34.D
Acq On : 27 Nov 2019 11:51 pm
Operator :
Client ID : CCAL 30
Lab ID : 30PPM 8270; 94W
ALS Vial : 2 Sample Multiplier: 1

Quant Time: Nov 28 01:36:09 2019
Quant Method : H:\SV2019\CHEM29\METHODS\29_SPLIT_1118.M
Quant Title : Semivolatiles by GC/MS - EPA Method 625/8270
QLast Update : Tue Nov 26 13:40:02 2019
Response via : Initial Calibration

Compound	R.T.	QIon	Response	Conc	Units	Dev(Min)
Internal Standards						
1) 1,4-Dichlorobenzene-d4	3.638	152	1143988	40.000	ng	-0.05
26) Naphthalene-d8	4.661	136	4470299	40.000	ng	-0.05
45) Acenaphthene-d10	6.182	164	2300279	40.000	ng	-0.05
69) Phenanthrene-d10	7.469	188	4397095	40.000	ng	-0.05
86) Chrysene-d12	10.354	240	3924502	40.000	ng	-0.09
93) Perylene-d12	13.480	264	3942539	40.000	ng	-0.13
System Monitoring Compounds						
6) % 2-Fluorophenol	2.769	112	1116479	33.281	ng	-0.05
Spiked Amount 75.000	Range 30 - 130		Recovery	=	44.37%	
7) % Phenol-d5	3.380	99	1496445	35.817	ng	-0.05
Spiked Amount 75.000	Range 30 - 130		Recovery	=	47.76%	
24) % Nitrobenzene-d5	4.091	82	1300813	33.523	ng	-0.05
Spiked Amount 50.000	Range 30 - 130		Recovery	=	67.04%	
48) % 2-Fluorobiphenyl	5.583	172	2715577	31.572	ng	-0.05
Spiked Amount 50.000	Range 30 - 130		Recovery	=	63.14%	
70) % 2,4,6-Tribromophenol	6.876	62	216753	34.423	ng	-0.05
Spiked Amount 75.000	Range 30 - 130		Recovery	=	45.89%	
85) % Terphenyl-d14	8.920	244	3487290	33.679	ng	-0.06
Spiked Amount 50.000			Recovery	=	67.36%	
Target Compounds						Qvalue
2) N-Nitrosodimethylamine	2.064	74	606898	29.554	ng	96
3) Pyridine	2.069	79	1080419	28.421	ng	96
8) Phenol	3.391	94	1571065	37.157	ng	88
9) Bis(2-chloroethyl)ether	3.450	63	879221	34.495	ng	85
10) Aniline	3.427	93	1627958	32.768	ng	88
12) 2-Chlorophenol	3.509	128	1153078	32.266	ng	97
13) 1,3-Dichlorobenzene	3.615	146	1291481	30.201	ng	99
14) 1,4-Dichlorobenzene	3.650	146	1340406	31.522	ng	99
16) 1,2-Dichlorobenzene	3.797	146	1270384	31.271	ng	99
17) 2-Methylphenol (o-cresol)	3.844	107	889079	33.084	ng	86
18) Bis(2-chloroisopropyl)...	3.856	45	1428827	38.903	ng	89
19) N-Nitrosodi-n-propylamine	3.973	70	824862	34.056	ng	98
20) 3&4-Methylphenol (m&p-...	3.950	107	1285139	32.058	ng #	46
21) Acetophenone	3.961	105	1587804	31.346	ng	78
23) Hexachloroethane	4.032	117	507100	32.056	ng	98
25) Nitrobenzene	4.108	77	1208296	32.188	ng	99
27) Isophorone	4.279	82	2276522	33.958	ng	99
28) 2-Nitrophenol	4.361	81	221463	32.548	ng	98
29) 2,4-Dimethylphenol	4.379	107	986850	31.834	ng	97
30) Bis(2-chloroethoxy)met...	4.455	93	1353492	34.378	ng	97
31) Benzoic Acid	4.473	105	644424	29.038	ng	98
32) 2,4-Dichlorophenol	4.555	162	983147	33.074	ng	100
33) 1,2,4-Trichlorobenzene	4.625	180	1095934	30.941	ng	100
36) Naphthalene	4.678	128	3289909	32.330	ng	99
37) 4-Chloroaniline	4.737	65	422829	37.136	ng	95
40) Hexachlorobutadiene	4.819	225	660132	30.362	ng	98
41) 4-Chloro-3-methylphenol	5.148	107	921448	33.035	ng	97
42) 2-Methylnaphthalene	5.260	142	2362922	31.561	ng	97
43) Hexachlorocyclopentadiene	5.448	237	663120	24.688	ng	99
44) 1,2,4,5-Tetrachloroben...	5.436	216	1279766	31.162	ng	99
46) 2,4,6-Trichlorophenol	5.530	196	727476	31.621	ng	99
47) 2,4,5-Trichlorophenol	5.565	196	762203	31.462	ng	99
49) 2-Chloronaphthalene	5.683	162	2156709	31.327	ng	98
50) 4-Nitroaniline	5.800	65	670346	36.253	ng	95

Quantitation Report (QT Reviewed)

Data Path : H:\SV2019\CHEM29\11NOV\27\
Data File : 1127_34.D
Acq On : 27 Nov 2019 11:51 pm
Operator :
Client ID : CCAL 30
Lab ID : 30PPM 8270; 94W
ALS Vial : 2 Sample Multiplier: 1

Quant Time: Nov 28 01:36:09 2019
Quant Method : H:\SV2019\CHEM29\METHODS\29_SPLIT_1118.M
Quant Title : Semivolatiles by GC/MS - EPA Method 625/8270
QLast Update : Tue Nov 26 13:40:02 2019
Response via : Initial Calibration

Compound	R.T.	QIon	Response	Conc Units	Dev(Min)
52) Dimethylphthalate	5.965	163	2509021	31.890 ng	99
53) 2,6-Dinitrotoluene	6.035	165	570567	33.369 ng	95
54) Acenaphthylene	6.047	152	3398703	31.762 ng	100
55) 3-Nitroaniline	6.165	138	506433	30.650 ng	98
56) Acenaphthene	6.206	154	2053273	30.631 ng	98
57) 2,4-Dinitrophenol	6.253	184	295354	31.472 ng	96
58) Dibenzofuran	6.341	168	3094286	31.479 ng	98
59) 2,4-Dinitrotoluene	6.382	165	734077	33.691 ng	97
60) 4-Nitrophenol	6.312	65	455729	33.970 ng	90
62) Diethyl phthalate	6.576	149	2509123	31.544 ng	100
63) Fluorene	6.646	166	2490393	31.193 ng	99
64) 4-Chlorophenyl phenyl ...	6.635	204	1315853	31.740 ng	98
65) 2-Nitroaniline	6.699	108	265056	23.177 ng	81
66) 4,6-Dinitro-2-methylph...	6.735	198	455830	34.052 ng	97
67) N-Nitrosodiphenylamine	6.746	169	1852161	31.560 ng	99
68) Azobenzene	6.770	77	2936012	34.707 ng	98
71) 4-Bromophenyl phenyl e...	7.058	248	812771	33.456 ng	98
72) Hexachlorobenzene	7.199	142	290000	30.912 ng	94
74) Pentachlorophenol	7.357	266	401681	28.911 ng	99
75) Pentachloronitrobenzene	7.422	214	235648	31.480 ng	97
77) Phenanthrene	7.487	178	3646860	32.376 ng	99
78) Anthracene	7.522	178	3807287	33.003 ng	99
79) Carbazole	7.669	167	3486996	33.360 ng	99
80) Di-n-butylphthalate	7.980	149	4307035	35.511 ng	99
82) Fluoranthene	8.544	202	4345577	32.909 ng	99
84) Pyrene	8.773	202	4329825	32.328 ng	99
87) Benzyl butyl phthalate	9.526	149	1952209	36.890 ng	99
88) Bis(2-ethylhexyl)phtha...	10.419	149	2433723	36.178 ng	99
89) Benz(a)anthracene	10.325	228	3873185	31.139 ng	99
90) Chrysene	10.395	228	3775153	31.868 ng	99
91) Di-n-octylphthalate	11.658	149	4204339	32.256 ng	100
92) 3,3'-dichlorobenzidine	10.313	252	1089980	31.273 ng	98
94) Benzo(b)fluoranthene	12.516	252	3909635	32.255 ng	99
95) Benzo(k)fluoranthene	12.575	252	3606395	31.189 ng	100
96) Benzo(a)pyrene	13.315	252	3422937	32.901 ng	99
97) Indeno(1,2,3-cd)pyrene	16.130	276	3639333	34.780 ng	99
98) Dibenz(a,h)anthracene	16.177	278	3551710	32.711 ng	98
99) Benzo(ghi)perylene	16.553	276	3438330	30.720 ng	100

(#)out of range (m)manual integration reviewed by analyst (+)signals summed

Quantitation Report (QT Reviewed)

Data Path : H:\SV2019\CHEM29\11NOV\27\
Data File : 1127_34.D
Acq On : 27 Nov 2019 11:51 pm
Operator :
Client ID : CCAL 30
Lab ID : 30PPM 8270; 94W
ALS Vial : 2 Sample Multiplier: 1

Quant Time: Nov 28 01:36:09 2019
Quant Method : H:\SV2019\CHEM29\METHODS\29_SPLIT_1118.M
Quant Title : Semivolatiles by GC/MS - EPA Method 625/8270
QLast Update : Tue Nov 26 13:40:02 2019
Response via : Initial Calibration

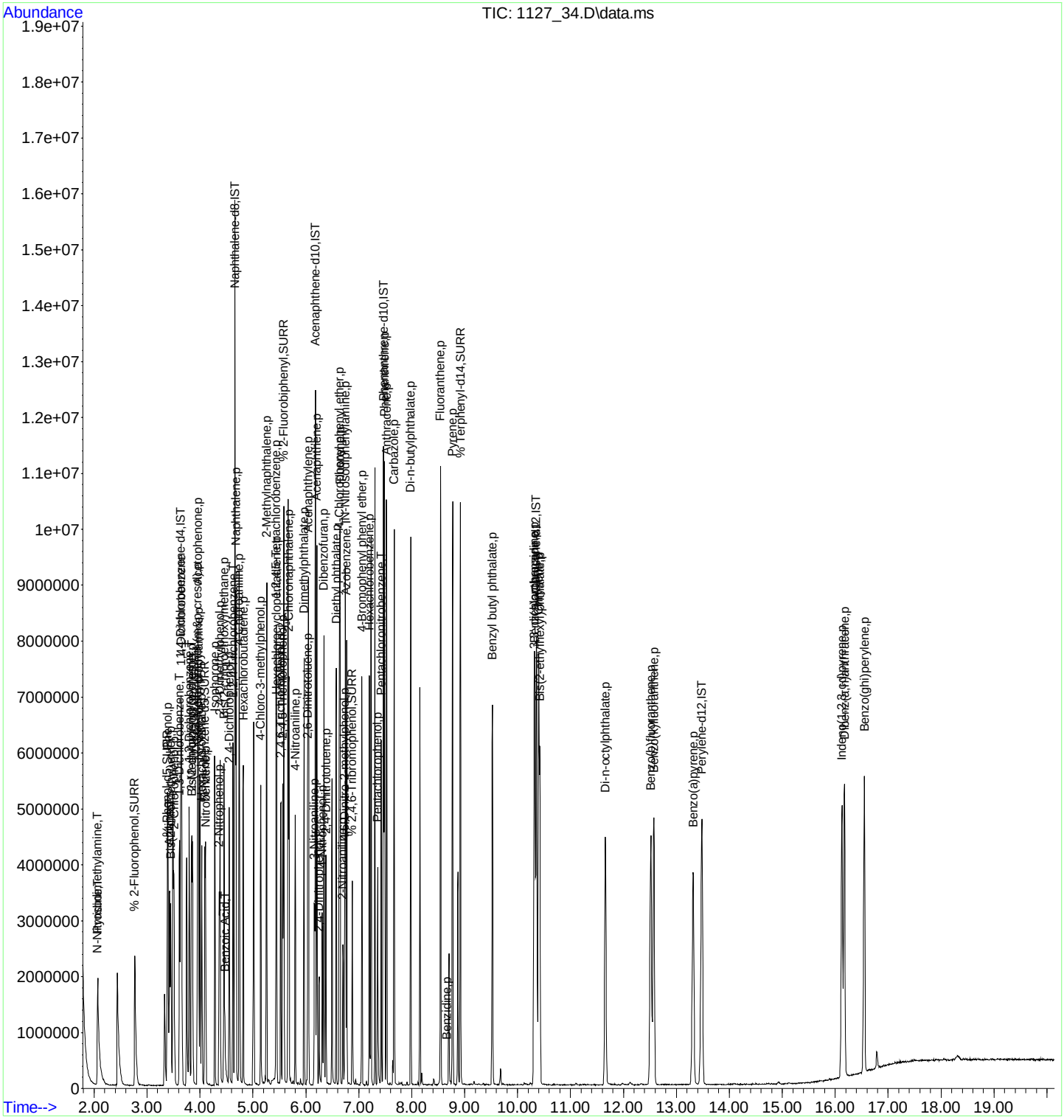

7B
SEMIVOLATILE ENDING CALIBRATION CHECK

Lab Name: Phoenix Environmental Labs Client: NETC

Lab Code: Phoenix Case No.: SAS No.: SDG No.: GCE67556

Instrument: CHEM29 Calibration Date: 11/28/19 Time: 10:03

Lab File Id: 1127_59.D Init. Calib. Date(s): 11/18/19 11/19/19

Heated Purge (Y/N): n.a. Init. Calib. Times: 21:09 03:11

GC Column: RTX-5MS Method File: 29_SPLIT_1118.M

COMPOUND	RRF	RRF30	RRF MIN	%D	% D LIMITS
N-Nitrosodimethylamine	0.718	0.688	0.010	4.2	50
Pyridine	1.329	1.184	0.010	10.9	50
Phenol	1.478	1.889	0.010	-27.8	50
Bis(2-chloroethyl)ether	0.891	1.054	0.010	-18.3	50
Aniline	1.737	1.784	0.010	-2.7	50
2-Chlorophenol	1.250	1.336	0.010	-6.9	50
1,3-Dichlorobenzene	1.495	1.513	0.010	-1.2	50
1,4-Dichlorobenzene	1.487	1.478	0.010	0.6	50
1,2-Dichlorobenzene	1.420	1.463	0.010	-3.0	50
2-Methylphenol (o-cresol)	0.940	1.101	0.010	-17.1	50
Bis(2-chloroisopropyl)ether	1.284	1.733	0.010	-35.0	50
N-Nitrosodi-n-propylamine	0.847	1.017	0.010	-20.1	50
3&4-Methylphenol (m&p-cresol)	1.402	1.623	0.010	-15.8	50
Acetophenone	1.771	1.940	0.010	-9.5	50
Hexachloroethane	0.553	0.297	0.010	46.3	50
Nitrobenzene	1.313	1.520	0.010	-15.8	50
Isophorone	0.600	0.670	0.010	-11.7	50
2-Nitrophenol	0.061	0.065	0.010	-6.6	50
2,4-Dimethylphenol	0.277	0.308	0.010	-11.2	50
Bis(2-chloroethoxy)methane	0.352	0.393	0.010	-11.6	50
Benzoic Acid	0.199	0.213	0.010	-7.0	50
2,4-Dichlorophenol	0.266	0.297	0.010	-11.7	50
1,2,4-Trichlorobenzene	0.317	0.323	0.010	-1.9	50
Naphthalene	0.911	0.959	0.010	-5.3	50
4-Chloroaniline	0.102	0.127	0.010	-24.5	50
Hexachlorobutadiene	0.195	0.189	0.010	3.1	50
4-Chloro-3-methylphenol	0.250	0.294	0.010	-17.6	50
2-Methylnaphthalene	0.670	0.726	0.010	-8.4	50
Hexachlorocyclopentadiene	0.240	0.001	* 0.010	99.6 #	50
1,2,4,5-Tetrachlorobenzene	0.367	0.385	0.010	-4.9	50
2,4,6-Trichlorophenol	0.400	0.419	0.010	-4.7	50
2,4,5-Trichlorophenol	0.421	0.454	0.010	-7.8	50
2-Chloronaphthalene	1.197	1.262	0.010	-5.4	50
4-Nitroaniline	0.322	0.400	0.010	-24.2	50
Dimethylphthalate	1.368	1.472	0.010	-7.6	50

(*) Recommended RRF not met (+) %D exceeds criteria % (#) %D exceeds (maximum) criteria

%D: 10% of target compounds are allowed to be above criteria %, but must be less than the (maximum) %D

(*) Recommended RRF not met. (#) Maximum %D not met.

7B
SEMIVOLATILE ENDING CALIBRATION CHECK

Lab Name: Phoenix Environmental Labs Client: NETC

Lab Code: Phoenix Case No.: SAS No.: SDG No.: GCE67556

Instrument: CHEM29 Calibration Date: 11/28/19 Time: 10:03

Lab File Id: 1127_59.D Init. Calib. Date(s): 11/18/19 11/19/19

Heated Purge (Y/N): n.a. Init. Calib. Times: 21:09 03:11

GC Column: RTX-5MS Method File: 29_SPLIT_1118.M

COMPOUND		RRF	RRF30	RRF MIN	%D	% D LIMITS
2,6-Dinitrotoluene		0.297	0.336	0.010	-13.1	50
Acenaphthylene		1.861	2.016	0.010	-8.3	50
3-Nitroaniline		0.287	0.379	0.010	-32.1	50
Acenaphthene		1.166	1.204	0.010	-3.3	50
2,4-Dinitrophenol	qi	30	5.14		82.9 #	20
Dibenzofuran		1.709	1.786	0.010	-4.5	50
2,4-Dinitrotoluene		0.379	0.432	0.010	-14.0	50
4-Nitrophenol		0.233	0.280	0.010	-20.2	50
Diethyl phthalate		1.383	1.478	0.010	-6.9	50
Fluorene		1.388	1.454	0.010	-4.8	50
4-Chlorophenyl phenyl ether		0.721	0.758	0.010	-5.1	50
2-Nitroaniline		0.199	0.257	0.010	-29.1	50
4,6-Dinitro-2-methylphenol	qi	30	9.47		68.4 #	20
N-Nitrosodiphenylamine		1.021	1.134	0.010	-11.1	50
Azobenzene		1.471	1.698	0.010	-15.4	50
4-Bromophenyl phenyl ether		0.221	0.245	0.010	-10.9	50
Hexachlorobenzene		0.085	0.090	0.010	-5.9	50
Pentachlorophenol		0.126	0.141	0.010	-11.9	50
Pentachloronitrobenzene		0.068	0.068	0.010	0.0	50
Phenanthrene		1.025	1.106	0.010	-7.9	50
Anthracene		1.049	1.143	0.010	-9.0	50
Carbazole		0.951	1.066	0.010	-12.1	50
Di-n-butylphthalate		1.103	1.294	0.010	-17.3	50
Fluoranthene		1.201	1.316	0.010	-9.6	50
Pyrene		1.218	1.333	0.010	-9.4	50
Benzyl butyl phthalate		0.539	0.631	0.010	-17.1	50
Bis(2-ethylhexyl)phthalate		0.686	0.777	0.010	-13.3	50
Benz(a)anthracene		1.268	1.365	0.010	-7.6	50
Chrysene		1.207	1.300	0.010	-7.7	50
Di-n-octylphthalate	qi	30	30.15		-0.5	20
3,3'-dichlorobenzidine		0.355	0.254	0.010	28.5	50
Benzo(b)fluoranthene		1.230	1.215	0.010	1.2	50
Benzo(k)fluoranthene		1.173	1.117	0.010	4.8	50
Benzo(a)pyrene		1.056	1.033	0.010	2.2	50
Indeno(1,2,3-cd)pyrene		1.062	0.967	0.010	8.9	50

(*) Recommended RRF not met (+) %D exceeds criteria % (#) %D exceeds (maximum) criteria

%D: 10% of target compounds are allowed to be above criteria %, but must be less than the (maximum) %D

(*) Recommended RRF not met. (#) Maximum %D not met.

7B
SEMIVOLATILE ENDING CALIBRATION CHECK

Lab Name: Phoenix Environmental Labs Client: NETC

Lab Code: Phoenix Case No.: SAS No.: SDG No.: GCE67556

Instrument: CHEM29 Calibration Date: 11/28/19 Time: 10:03

Lab File Id: 1127_59.D Init. Calib. Date(s): 11/18/19 11/19/19

Heated Purge (Y/N): n.a. Init. Calib. Times: 21:09 03:11

GC Column: RTX-5MS Method File: 29_SPLIT_1118.M

COMPOUND	RRF	RRF30	RRF MIN	%D	% D LIMITS
Dibenz(a,h)anthracene	1.102	0.951	0.010	13.7	50
Benzo(ghi)perylene	1.136	0.968	0.010	14.8	50
% 2-Fluorophenol	1.173	1.271	0.010	-8.4	50
% Phenol-d5	1.461	1.793	0.010	-22.7	50
% Nitrobenzene-d5	1.357	1.630	0.010	-20.1	50
% 2-Fluorobiphenyl	1.496	1.559	0.010	-4.2	50
% 2,4,6-Tribromophenol	0.057	0.071	0.010	-24.6	50
% Terphenyl-d14	0.942	1.051	0.010	-11.6	50

(*) Recommended RRF not met (+) %D exceeds criteria % (#) %D exceeds (maximum) criteria

%D: 10% of target compounds are allowed to be above criteria %, but must be less than the (maximum) %D

(*) Recommended RRF not met. (#) Maximum %D not met.

Evaluate Continuing Calibration Report

Data Path : H:\SV2019\CHEM29\11NOV\27\
Data File : 1127_59.D
Acq On : 28 Nov 2019 10:03 am
Operator :
Client ID : CCAL 30
Lab ID : 30PPM 8270; 94W
ALS Vial : 28 Sample Multiplier: 1

Quant Time: Dec 02 10:43:05 2019
Quant Method : H:\SV2019\CHEM29\METHODS\29_SPLIT_1118.M
Quant Title : Semivolatiles by GC/MS - EPA Method 625/8270
QLast Update : Mon Dec 02 10:40:22 2019
Response via : Initial Calibration

Note: Curves (l,lf,q,qf) display calculated concentration.
Min. RRF : 0.050 Min. Rel. Area : 50% Max. R.T. Dev 0.50min
Max. RRF Dev : 20% Max. Rel. Area : 200%

		Compound	Amount	Calc.	%Dev	Area%	Dev(min)
1	ISTD	1,4-Dichlorobenzene-d4	40.000	40.000	0.0	123	
2	T	N-Nitrosodimethylamine	30.000	28.756	4.1		
3	T	Pyridine	30.000	26.717	10.9		
6	SURR	% 2-Fluorophenol	30.000	32.513	-8.4		
7	SURR	% Phenol-d5	30.000	36.815	-22.7#		
8	p	Phenol	30.000	38.324	-27.7#		
9	p	Bis(2-chloroethyl)ether	30.000	35.479	-18.3		
10	T	Aniline	30.000	30.812	-2.7		
12	p	2-Chlorophenol	30.000	32.082	-6.9		
13	T	1,3-Dichlorobenzene	30.000	30.356	-1.2		
14		1,4-Dichlorobenzene	30.000	29.832	0.6		
16	T	1,2-Dichlorobenzene	30.000	30.899	-3.0		
17	p	2-Methylphenol (o-cresol)	30.000	35.166	-17.2		
18	T	Bis(2-chloroisopropyl)ether	30.000	40.478	-34.9#		
19	p	N-Nitrosodi-n-propylamine	30.000	36.030	-20.1#		
20	p	3&4-Methylphenol (m&p-creso	30.000	34.743	-15.8		
21	p	Acetophenone	30.000	32.867	-9.6		
23	p	Hexachloroethane	30.000	16.114	46.3#		
24	SURR	% Nitrobenzene-d5	30.000	36.047	-20.2#		
25	p	Nitrobenzene	30.000	34.740	-15.8		
26	ISTD	Naphthalene-d8	40.000	40.000	0.0	135	
27	p	Isophorone	30.000	33.528	-11.8		
28	p	2-Nitrophenol	30.000	31.951	-6.5		
29	p	2,4-Dimethylphenol	30.000	33.323	-11.1		
30	p	Bis(2-chloroethoxy)methane	30.000	33.460	-11.5		
31	T	Benzoic Acid	30.000	32.167	-7.2		
32	p	2,4-Dichlorophenol	30.000	33.497	-11.7		
33	T	1,2,4-Trichlorobenzene	30.000	30.552	-1.8		
36	p	Naphthalene	30.000	31.585	-5.3		
37	p	4-Chloroaniline	30.000	37.494	-25.0#		
40	p	Hexachlorobutadiene	30.000	29.124	2.9		
41	p	4-Chloro-3-methylphenol	30.000	35.280	-17.6		
42	p	2-Methylnaphthalene	30.000	32.490	-8.3		
43	p	Hexachlorocyclopentadiene	30.000	0.064	99.8#		
44	p	1,2,4,5-Tetrachlorobenzene	30.000	31.395	-4.6		
45	ISTD	Acenaphthene-d10	40.000	40.000	0.0	144	
46	p	2,4,6-Trichlorophenol	30.000	31.401	-4.7		
47	p	2,4,5-Trichlorophenol	30.000	32.299	-7.7		
48	SURR	% 2-Fluorobiphenyl	30.000	31.275	-4.2		
49	p	2-Chloronaphthalene	30.000	31.631	-5.4		
50	p	4-Nitroaniline	30.000	37.329	-24.4#		
52	p	Dimethylphthalate	30.000	32.281	-7.6		
53	p	2,6-Dinitrotoluene	30.000	33.917	-13.1		
54	p	Acenaphthylene	30.000	32.502	-8.3		
55	p	3-Nitroaniline	30.000	39.520	-31.7#		
56	p	Acenaphthene	30.000	30.983	-3.3		
57	q	2,4-Dinitrophenol	30.000	5.137	82.9#		
58	p	Dibenzofuran	30.000	31.352	-4.5		
59	p	2,4-Dinitrotoluene	30.000	34.218	-14.1		
60	p	4-Nitrophenol	30.000	35.997	-20.0		
62	p	Diethyl phthalate	30.000	32.051	-6.8		

Evaluate Continuing Calibration Report

Data Path : H:\SV2019\CHEM29\11NOV\27\
Data File : 1127_59.D
Acq On : 28 Nov 2019 10:03 am
Operator :
Client ID : CCAL 30
Lab ID : 30PPM 8270; 94W
ALS Vial : 28 Sample Multiplier: 1

Quant Time: Dec 02 10:43:05 2019
Quant Method : H:\SV2019\CHEM29\METHODS\29_SPLIT_1118.M
Quant Title : Semivolatiles by GC/MS - EPA Method 625/8270
QLast Update : Mon Dec 02 10:40:22 2019
Response via : Initial Calibration

Note: Curves (l,lf,q,qf) display calculated concentration.
Min. RRF : 0.050 Min. Rel. Area : 50% Max. R.T. Dev 0.50min
Max. RRF Dev : 20% Max. Rel. Area : 200%

		Compound	Amount	Calc.	%Dev	Area%	Dev(min)
63	p	Fluorene	30.000	31.428	-4.8		
64	p	4-Chlorophenyl phenyl ether	30.000	31.539	-5.1		
65	p	2-Nitroaniline	30.000	38.752	-29.2#		
66	q	4,6-Dinitro-2-methylphenol	30.000	9.473	68.4#		
67	p	N-Nitrosodiphenylamine	30.000	33.337	-11.1		
68	T	Azobenzene	30.000	34.636	-15.5		
69	ISTD	Phenanthrene-d10	40.000	40.000	0.0	143	
70	SURR	% 2,4,6-Tribromophenol	30.000	36.951	-23.2#		
71	p	4-Bromophenyl phenyl ether	30.000	33.308	-11.0		
72	p	Hexachlorobenzene	30.000	31.756	-5.9		
74	p	Pentachlorophenol	30.000	33.492	-11.6		
75	T	Pentachloronitrobenzene	30.000	29.746	0.8		
77	p	Phenanthrene	30.000	32.377	-7.9		
78	p	Anthracene	30.000	32.669	-8.9		
79	p	Carbazole	30.000	33.630	-12.1		
80	p	Di-n-butylphthalate	30.000	35.181	-17.3		
82	p	Fluoranthene	30.000	32.862	-9.5		
83	p	Benzidine	-1.000	0.006	0.0		
84	p	Pyrene	30.000	32.821	-9.4		
85	SURR	% Terphenyl-d14	30.000	33.462	-11.5		
86	ISTD	Chrysene-d12	40.000	40.000	0.0	149	
87	p	Benzyl butyl phthalate	30.000	35.072	-16.9		
88	p	Bis(2-ethylhexyl)phthalate	30.000	34.015	-13.4		
89	p	Benz(a)anthracene	30.000	32.311	-7.7		
90	p	Chrysene	30.000	32.308	-7.7		
91	q	Di-n-octylphthalate	30.000	30.145	-0.5		
92	p	3,3'-dichlorobenzidine	30.000	21.442	28.5#		
93	ISTD	Perylene-d12	40.000	40.000	0.0	141	
94	p	Benzo(b)fluoranthene	30.000	29.649	1.2		
95	p	Benzo(k)fluoranthene	30.000	28.560	4.8		
96	p	Benzo(a)pyrene	30.000	29.351	2.2		
97	p	Indeno(1,2,3-cd)pyrene	30.000	27.332	8.9		
98	p	Dibenz(a,h)anthracene	30.000	25.899	13.7		
99	p	Benzo(ghi)perylene	30.000	25.583	14.7		

(#)=Out of Range l=linear, lf=liner(0,0), q=quadratic, qf=quadratic(0,0)
Laboratory Warning Limits Out = 0

Quantitation Report (QT Reviewed)

Data Path : H:\SV2019\CHEM29\11NOV\27\
Data File : 1127_59.D
Acq On : 28 Nov 2019 10:03 am
Operator :
Client ID : CCAL 30
Lab ID : 30PPM 8270; 94W
ALS Vial : 28 Sample Multiplier: 1

Quant Time: Dec 02 10:43:05 2019
Quant Method : H:\SV2019\CHEM29\METHODS\29_SPLIT_1118.M
Quant Title : Semivolatiles by GC/MS - EPA Method 625/8270
QLast Update : Mon Dec 02 10:40:22 2019
Response via : Initial Calibration

Compound	R.T.	QIon	Response	Conc	Units		Dev(Min)
Internal Standards							
1) 1,4-Dichlorobenzene-d4	3.638	152	964671	40.000	ng		0.00
26) Naphthalene-d8	4.661	136	4102060	40.000	ng		0.00
45) Acenaphthene-d10	6.182	164	2207617	40.000	ng		0.00
69) Phenanthrene-d10	7.469	188	4336866	40.000	ng		0.00
86) Chrysene-d12	10.360	240	4189206	40.000	ng		0.00
93) Perylene-d12	13.492	264	4064786	40.000	ng		0.01
System Monitoring Compounds							
6) % 2-Fluorophenol	2.775	112	919744	32.513	ng		0.00
Spiked Amount 75.000	Range 30 - 130		Recovery	=	43.35%		
7) % Phenol-d5	3.391	99	1297025	36.815	ng		0.01
Spiked Amount 75.000	Range 30 - 130		Recovery	=	49.08%		
24) % Nitrobenzene-d5	4.091	82	1179531	36.047	ng		0.00
Spiked Amount 50.000	Range 30 - 130		Recovery	=	72.10%		
48) % 2-Fluorobiphenyl	5.583	172	2581637	31.275	ng		0.00
Spiked Amount 50.000	Range 30 - 130		Recovery	=	62.56%		
70) % 2,4,6-Tribromophenol	6.876	62	229479	36.951	ng		0.00
Spiked Amount 75.000	Range 30 - 130		Recovery	=	49.27%		
85) % Terphenyl-d14	8.920	244	3417281	33.462	ng		0.00
Spiked Amount 50.000			Recovery	=	66.92%		
Target Compounds							Qvalue
2) N-Nitrosodimethylamine	2.058	74	497948	28.756	ng		95
3) Pyridine	2.069	79	856443	26.717	ng		97
8) Phenol	3.397	94	1366411	38.324	ng		87
9) Bis(2-chloroethyl)ether	3.450	63	762563	35.479	ng	#	73
10) Aniline	3.427	93	1290837	30.812	ng		75
12) 2-Chlorophenol	3.509	128	966763	32.082	ng		97
13) 1,3-Dichlorobenzene	3.615	146	1094648	30.356	ng		100
14) 1,4-Dichlorobenzene	3.650	146	1069689	29.832	ng		99
16) 1,2-Dichlorobenzene	3.797	146	1058524	30.899	ng		99
17) 2-Methylphenol (o-cresol)	3.844	107	796894	35.166	ng		87
18) Bis(2-chloroisopropyl)...	3.861	45	1253627	40.478	ng		89
19) N-Nitrosodi-n-propylamine	3.973	70	735876	36.030	ng		96
20) 3&4-Methylphenol (m&p-...	3.955	107	1174455	34.743	ng	#	49
21) Acetophenone	3.961	105	1403888	32.867	ng		77
23) Hexachloroethane	4.032	117	214955	16.114	ng		97
25) Nitrobenzene	4.108	77	1099679	34.740	ng		98
27) Isophorone	4.279	82	2062539	33.528	ng		99
28) 2-Nitrophenol	4.367	81	199490	31.951	ng		98
29) 2,4-Dimethylphenol	4.384	107	947931	33.323	ng		99
30) Bis(2-chloroethoxy)met...	4.455	93	1208854	33.460	ng		97
31) Benzoic Acid	4.473	105	655046	32.167	ng		97
32) 2,4-Dichlorophenol	4.555	162	913690	33.497	ng		98
33) 1,2,4-Trichlorobenzene	4.625	180	993000	30.552	ng		99
36) Naphthalene	4.678	128	2949368	31.585	ng		99
37) 4-Chloroaniline	4.743	65	391736	37.494	ng		97
40) Hexachlorobutadiene	4.819	225	581047	29.124	ng		98
41) 4-Chloro-3-methylphenol	5.148	107	902998	35.280	ng		97
42) 2-Methylnaphthalene	5.260	142	2232100	32.490	ng		96
43) Hexachlorocyclopentadiene	5.448	237	1583	0.064	ng		87
44) 1,2,4,5-Tetrachloroben...	5.442	216	1183142	31.395	ng		98
46) 2,4,6-Trichlorophenol	5.530	196	693314	31.401	ng		97
47) 2,4,5-Trichlorophenol	5.571	196	750954	32.299	ng		98
49) 2-Chloronaphthalene	5.683	162	2089878	31.631	ng		98
50) 4-Nitroaniline	5.800	65	662444	37.329	ng		94

Quantitation Report (QT Reviewed)

Data Path : H:\SV2019\CHEM29\11NOV\27\
Data File : 1127_59.D
Acq On : 28 Nov 2019 10:03 am
Operator :
Client ID : CCAL 30
Lab ID : 30PPM 8270; 94W
ALS Vial : 28 Sample Multiplier: 1

Quant Time: Dec 02 10:43:05 2019
Quant Method : H:\SV2019\CHEM29\METHODS\29_SPLIT_1118.M
Quant Title : Semivolatiles by GC/MS - EPA Method 625/8270
QLast Update : Mon Dec 02 10:40:22 2019
Response via : Initial Calibration

Compound	R.T.	QIon	Response	Conc Units	Dev(Min)
52) Dimethylphthalate	5.965	163	2437528	32.281 ng	99
53) 2,6-Dinitrotoluene	6.041	165	556572	33.917 ng	98
54) Acenaphthylene	6.047	152	3337730	32.502 ng	99
55) 3-Nitroaniline	6.165	138	626701	39.520 ng	99
56) Acenaphthene	6.212	154	1993213	30.983 ng	97
57) 2,4-Dinitrophenol	6.253	184	36868	5.137 ng	92
58) Dibenzofuran	6.347	168	2957620	31.352 ng	99
59) 2,4-Dinitrotoluene	6.382	165	715529	34.218 ng	98
60) 4-Nitrophenol	6.317	65	463471	35.997 ng	93
62) Diethyl phthalate	6.576	149	2446766	32.051 ng	99
63) Fluorene	6.646	166	2408063	31.428 ng	98
64) 4-Chlorophenyl phenyl ...	6.635	204	1254838	31.539 ng	99
65) 2-Nitroaniline	6.705	108	425314	38.752 ng	86
66) 4,6-Dinitro-2-methylph...	6.740	198	108423	9.473 ng	98
67) N-Nitrosodiphenylamine	6.746	169	1877663	33.337 ng	96
68) Azobenzene	6.770	77	2812000	34.636 ng	98
71) 4-Bromophenyl phenyl e...	7.058	248	798100	33.308 ng	98
72) Hexachlorobenzene	7.199	142	293840	31.756 ng	97
74) Pentachlorophenol	7.363	266	458956	33.492 ng	98
75) Pentachloronitrobenzene	7.428	214	219618	29.746 ng	97
77) Phenanthrene	7.487	178	3597021	32.377 ng	99
78) Anthracene	7.528	178	3717141	32.669 ng	99
79) Carbazole	7.669	167	3467066	33.630 ng	99
80) Di-n-butylphthalate	7.980	149	4208560	35.181 ng	99
82) Fluoranthene	8.550	202	4279962	32.862 ng	98
84) Pyrene	8.773	202	4335632	32.821 ng	98
87) Benzyl butyl phthalate	9.526	149	1981212	35.072 ng	98
88) Bis(2-ethylhexyl)phtha...	10.424	149	2442545	34.015 ng	99
89) Benz(a)anthracene	10.330	228	4290141	32.311 ng	97
90) Chrysene	10.407	228	4085440	32.308 ng	98
91) Di-n-octylphthalate	11.664	149	4188625	30.145 ng	99
92) 3,3'-dichlorobenzidine	10.319	252	797740	21.442 ng	97
94) Benzo(b)fluoranthene	12.528	252	3705137	29.649 ng	98
95) Benzo(k)fluoranthene	12.587	252	3404784	28.560 ng	98
96) Benzo(a)pyrene	13.333	252	3148335	29.351 ng	100
97) Indeno(1,2,3-cd)pyrene	16.141	276	2948682	27.332 ng	99
98) Dibenz(a,h)anthracene	16.183	278	2899250	25.899 ng	99
99) Benzo(ghi)perylene	16.559	276	2952104	25.583 ng	98

(#)out of range (m)manual integration reviewed by analyst (+)signals summed

Quantitation Report (QT Reviewed)

Data Path : H:\SV2019\CHEM29\11NOV\27\
Data File : 1127_59.D
Acq On : 28 Nov 2019 10:03 am
Operator :
Client ID : CCAL 30
Lab ID : 30PPM 8270; 94W
ALS Vial : 28 Sample Multiplier: 1

Quant Time: Dec 02 10:43:05 2019
Quant Method : H:\SV2019\CHEM29\METHODS\29_SPLIT_1118.M
Quant Title : Semivolatiles by GC/MS - EPA Method 625/8270
QLast Update : Mon Dec 02 10:40:22 2019
Response via : Initial Calibration

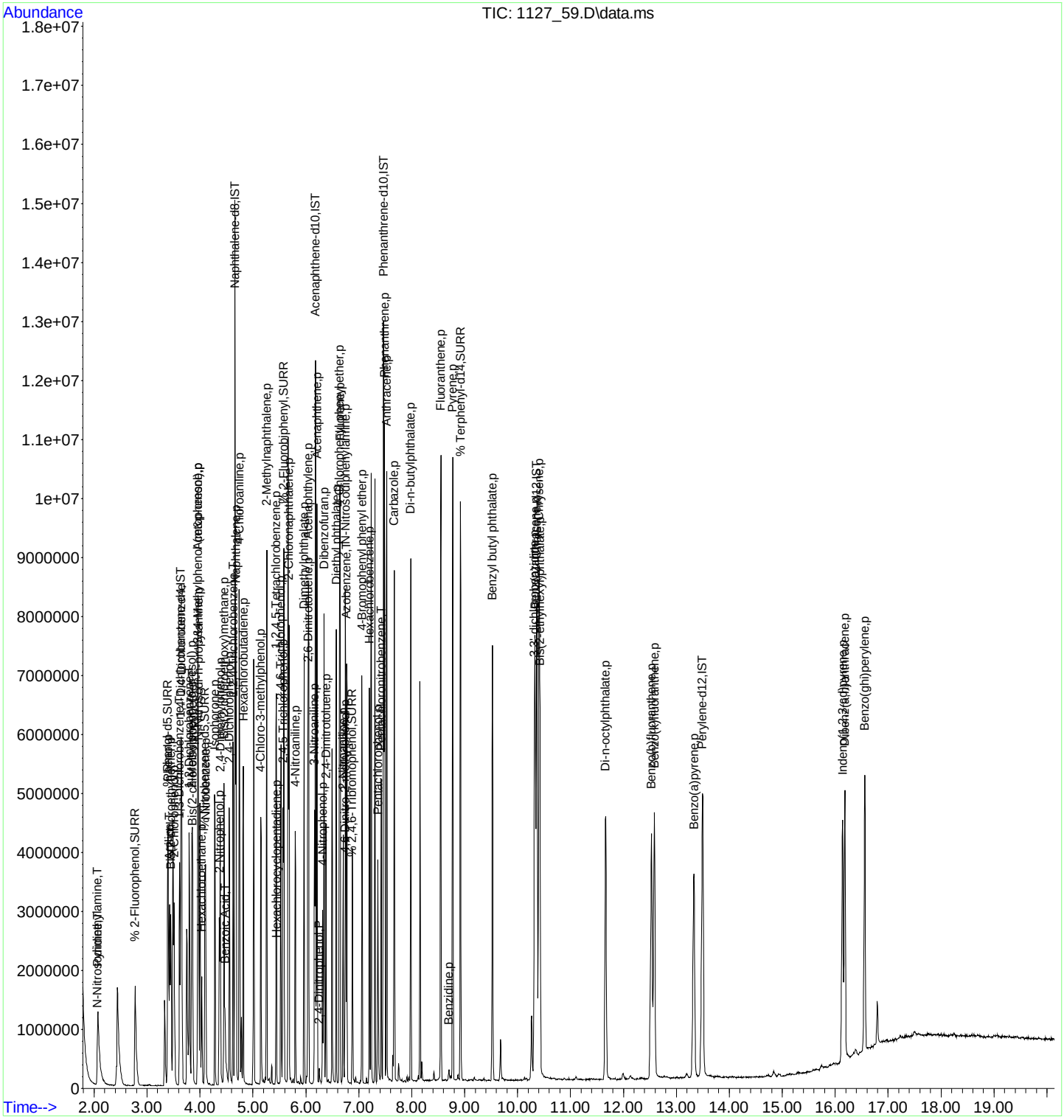

CLIENT ID

SEMIVOLATILE ORGANICS ANALYSIS DATA SHEET

CE67556 LCS

Client: NETC Lab: Phoenix Env. Labs

SDG No.: GCE67556 Lab Sample ID: CE67556 LCS

Sample wt/vol: 15.00 (g/mL) g Lab File ID: 1127_36.D

Concentrated Extract Volume: 1000 (uL) Date Received: 11/25/19

% Moisture: n.a. Date Extracted: 11/27/19

Instrument: CHEM29 Inj. Vol. 1.0 (uL) Date Analyzed: 11/28/19

GPC Cleanup:(Y/N) N pH: Dilution Factor: 1

Matrix: (soil/water) Soil CONCENTRATION UNITS:(ug/L or ug/Kg) ug/Kg

CAS NO.	COMPOUND	CONC.	Q	MDL	PQL	R
62-75-9	N-Nitrosodimethylamine	1567		94	94	r
110-86-1	Pyridine	1027		82	82	r
108-95-2	Phenol	2478		110	110	r
111-44-4	Bis(2-chloroethyl)ether	1843		90	90	r
62-53-3	Aniline	1660		270	270	r
95-57-8	2-Chlorophenol	2172		95	95	r
541-73-1	1,3-Dichlorobenzene	1593		99	99	r
106-46-7	1,4-Dichlorobenzene	1654		99	99	r
95-50-1	1,2-Dichlorobenzene	1693		94	94	r
95-48-7	2-Methylphenol (o-cresol)	2434		160	160	r
39638-32-9	Bis(2-chloroisopropyl)ether	1974		93	93	r
621-64-7	N-Nitrosodi-n-propylamine	2242		110	110	r
HNX - M&P CRESO	3&4-Methylphenol (m&p-cresol)	2367		130	130	r
98-86-2	Acetophenone	1868		100	100	r
67-72-1	Hexachloroethane	1629		100	100	r
98-95-3	Nitrobenzene	2065		120	120	r
78-59-1	Isophorone	2060		93	93	r
88-75-5	2-Nitrophenol	2233		210	210	r
105-67-9	2,4-Dimethylphenol	2507		83	83	r
111-91-1	Bis(2-chloroethoxy)methane	2223		92	92	r
65-85-0	Benzoic Acid	2133		670	670	r
120-83-2	2,4-Dichlorophenol	2357		120	120	r
120-82-1	1,2,4-Trichlorobenzene	1924		100	100	r
91-20-3	Naphthalene	2010		96	96	r
106-47-8	4-Chloroaniline	2104		160	160	r
87-68-3	Hexachlorobutadiene	1786		120	120	r
59-50-7	4-Chloro-3-methylphenol	2594		120	120	r
91-57-6	2-Methylnaphthalene	2098		99	99	r
77-47-4	Hexachlorocyclopentadiene	1152		100	100	r
95-94-3	1,2,4,5-Tetrachlorobenzene	1899		120	120	r
88-06-2	2,4,6-Trichlorophenol	2323		110	110	r
95-95-4	2,4,5-Trichlorophenol	2354		180	180	r
91-58-7	2-Chloronaphthalene	2104		95	95	r
100-01-6	4-Nitroaniline	2618		110	110	r
131-11-3	Dimethylphthalate	2240		100	100	r
606-20-2	2,6-Dinitrotoluene	2386		110	110	r

FORM I SV

r=Result Reported U=Not Detected D=Reported Dilution E/J=Estimated Value X=Not Used S=Lab Solvent

CLIENT ID

SEMIVOLATILE ORGANICS ANALYSIS DATA SHEET

CE67556 LCS

Client: NETC Lab: Phoenix Env. Labs

SDG No.: GCE67556 Lab Sample ID: CE67556 LCS

Sample wt/vol: 15.00 (g/mL) g Lab File ID: 1127_36.D

Concentrated Extract Volume: 1000 (uL) Date Received: 11/25/19

% Moisture: n.a. Date Extracted: 11/27/19

Instrument: CHEM29 Inj. Vol. 1.0 (uL) Date Analyzed: 11/28/19

GPC Cleanup:(Y/N) N pH: Dilution Factor: 1

Matrix: (soil/water) Soil CONCENTRATION UNITS:(ug/L or ug/Kg) ug/Kg

CAS NO.	COMPOUND	CONC.	Q	MDL	PQL	R
208-96-8	Acenaphthylene	2125		93	93	r
99-09-2	3-Nitroaniline	2591		670	670	r
83-32-9	Acenaphthene	2178		100	100	r
51-28-5	2,4-Dinitrophenol	2115		230	230	r
132-64-9	Dibenzofuran	2187		97	97	r
121-14-2	2,4-Dinitrotoluene	2557		130	130	r
100-02-7	4-Nitrophenol	2686		150	150	r
84-66-2	Diethyl phthalate	2278		110	110	r
86-73-7	Fluorene	2269		110	110	r
7005-72-3	4-Chlorophenyl phenyl ether	2198		110	110	r
88-74-4	2-Nitroaniline	2551		230	230	r
534-52-1	4,6-Dinitro-2-methylphenol	2450		67	67	r
86-30-6	N-Nitrosodiphenylamine	2242		130	130	r
122-66-7	Azobenzene	2329		110	110	r
101-55-3	4-Bromophenyl phenyl ether	2381		98	98	r
118-74-1	Hexachlorobenzene	2245		97	97	r
87-86-5	Pentachlorophenol	2418		130	130	r
82-68-8	Pentachloronitrobenzene	2136		120	120	r
85-01-8	Phenanthrene	2311		95	95	r
120-12-7	Anthracene	2353		110	110	r
86-74-8	Carbazole	2471		130	130	r
84-74-2	Di-n-butylphthalate	2501		89	89	r
206-44-0	Fluoranthene	2325		110	110	r
92-87-5	Benzidine	200	U	200	200	r
129-00-0	Pyrene	2372		110	110	r
85-68-7	Benzyl butyl phthalate	2619		86	86	r
117-81-7	Bis(2-ethylhexyl)phthalate	2532		96	96	r
56-55-3	Benz(a)anthracene	2374		110	110	r
218-01-9	Chrysene	2327		110	110	r
117-84-0	Di-n-octylphthalate	2376		86	86	r
91-94-1	3,3'-dichlorobenzidine	2448		160	160	r
205-99-2	Benzo(b)fluoranthene	2252		110	110	r
207-08-9	Benzo(k)fluoranthene	2264		110	110	r
50-32-8	Benzo(a)pyrene	2327		110	110	r
193-39-5	Indeno(1,2,3-cd)pyrene	2382		110	110	r
53-70-3	Dibenz(a,h)anthracene	2417		110	110	r

FORM I SV

r=Result Reported U=Not Detected D=Reported Dilution E/J=Estimated Value X=Not Used S=Lab Solvent

CLIENT ID

SEMIVOLATILE ORGANICS ANALYSIS DATA SHEET

CE67556 LCS

Client: NETC Lab: Phoenix Env. Labs

SDG No.: GCE67556 Lab Sample ID: CE67556 LCS

Sample wt/vol: 15.00 (g/mL) g Lab File ID: 1127_36.D

Concentrated Extract Volume: 1000 (uL) Date Received: 11/25/19

% Moisture: n.a. Date Extracted: 11/27/19

Instrument: CHEM29 Inj. Vol. 1.0 (uL) Date Analyzed: 11/28/19

GPC Cleanup:(Y/N) N pH: Dilution Factor: 1

Matrix: (soil/water) Soil CONCENTRATION UNITS:(ug/L or ug/Kg) ug/Kg

CAS NO.	COMPOUND	CONC.	Q	MDL	PQL	R
191-24-2	Benzo(ghi)perylene	2127		110	110	r

FORM I SV

r=Result Reported U=Not Detected D=Reported Dilution E/J=Estimated Value X=Not Used S=Lab Solvent

Quantitation Report (QT Reviewed)

Data Path : H:\SV2019\CHEM29\11NOV\27\
Data File : 1127_36.D
Acq On : 28 Nov 2019 12:40 am
Operator :
Client ID : CE67556 LCS
Lab ID : CE67556 LCS
ALS Vial : 5 Sample Multiplier: 1

Quant Time: Dec 02 10:40:51 2019
Quant Method : H:\SV2019\CHEM29\METHODS\29_SPLIT_1118.M
Quant Title : Semivolatiles by GC/MS - EPA Method 625/8270
QLast Update : Mon Dec 02 10:40:22 2019
Response via : Initial Calibration

Compound	R.T.	QIon	Response	Conc	Units	Dev(Min)
Internal Standards						
1) 1,4-Dichlorobenzene-d4	3.638	152	1090714	40.000	ng	0.00
26) Naphthalene-d8	4.660	136	4374580	40.000	ng	0.00
45) Acenaphthene-d10	6.182	164	2310671	40.000	ng	0.00
69) Phenanthrene-d10	7.463	188	4469955	40.000	ng	0.00
86) Chrysene-d12	10.354	240	3965328	40.000	ng	0.00
93) Perylene-d12	13.485	264	4249293	40.000	ng	0.00
System Monitoring Compounds						
6) % 2-Fluorophenol	2.774	112	1431069	44.742	ng	0.00
Spiked Amount 75.000	Range 30 - 130		Recovery =	59.65%		
7) % Phenol-d5	3.385	99	2009046	50.435	ng	0.00
Spiked Amount 75.000	Range 30 - 130		Recovery =	67.24%		
24) % Nitrobenzene-d5	4.090	82	1101003	29.759	ng	0.00
Spiked Amount 50.000	Range 30 - 130		Recovery =	59.52%		
48) % 2-Fluorobiphenyl	5.583	172	2497335	28.905	ng	0.00
Spiked Amount 50.000	Range 30 - 130		Recovery =	57.80%		
70) % 2,4,6-Tribromophenol	6.875	62	346396	54.116	ng	0.00
Spiked Amount 75.000	Range 30 - 130		Recovery =	72.16%		
85) % Terphenyl-d14	8.920	244	3257412	30.947	ng	0.00
Spiked Amount 50.000			Recovery =	61.90%		
Target Compounds						Qvalue
2) N-Nitrosodimethylamine	2.052	74	460229	23.506	ng	93
3) Pyridine	2.063	79	558576	15.411	ng	96
8) Phenol	3.397	94	1498370	37.168	ng	91
9) Bis(2-chloroethyl)ether	3.450	63	671982	27.652	ng	89
10) Aniline	3.421	93	1179694	24.905	ng	90
12) 2-Chlorophenol	3.509	128	1109886	32.575	ng	98
13) 1,3-Dichlorobenzene	3.609	146	973998	23.889	ng	99
14) 1,4-Dichlorobenzene	3.650	146	1005950	24.812	ng	99
16) 1,2-Dichlorobenzene	3.797	146	983487	25.391	ng	99
17) 2-Methylphenol (o-cresol)	3.844	107	935542	36.513	ng	89
18) Bis(2-chloroisopropyl)...	3.855	45	1036812	29.609	ng	94
19) N-Nitrosodi-n-propylamine	3.967	70	776705	33.634	ng	99
20) 3&4-Methylphenol (m&p-...	3.955	107	1357212	35.510	ng #	59
21) Acetophenone	3.961	105	1353310	28.022	ng #	74
23) Hexachloroethane	4.032	117	368489	24.431	ng	98
25) Nitrobenzene	4.102	77	1108600	30.974	ng	99
27) Isophorone	4.278	82	2026895	30.896	ng	99
28) 2-Nitrophenol	4.361	81	223015	33.493	ng	100
29) 2,4-Dimethylphenol	4.378	107	1140572	37.598	ng	99
30) Bis(2-chloroethoxy)met...	4.455	93	1284496	33.339	ng	97
31) Benzoic Acid	4.472	105	694860	31.996	ng	98
32) 2,4-Dichlorophenol	4.555	162	1028355	35.352	ng	99
33) 1,2,4-Trichlorobenzene	4.625	180	1000152	28.855	ng	99
36) Naphthalene	4.678	128	3001773	30.144	ng	99
37) 4-Chloroaniline	4.737	65	351690	31.564	ng	95
40) Hexachlorobutadiene	4.819	225	570091	26.795	ng	99
41) 4-Chloro-3-methylphenol	5.148	107	1062106	38.911	ng	97
42) 2-Methylnaphthalene	5.260	142	2306101	31.476	ng	98
43) Hexachlorocyclopentadiene	5.448	237	454099	17.276	ng	99
44) 1,2,4,5-Tetrachloroben...	5.436	216	1144657	28.482	ng	99
46) 2,4,6-Trichlorophenol	5.530	196	805361	34.849	ng	99
47) 2,4,5-Trichlorophenol	5.565	196	859336	35.312	ng	99
49) 2-Chloronaphthalene	5.683	162	2182226	31.555	ng	98
50) 4-Nitroaniline	5.800	65	729517	39.276	ng	94

Quantitation Report (QT Reviewed)

Data Path : H:\SV2019\CHEM29\11NOV\27\
Data File : 1127_36.D
Acq On : 28 Nov 2019 12:40 am
Operator :
Client ID : CE67556 LCS
Lab ID : CE67556 LCS
ALS Vial : 5 Sample Multiplier: 1

Quant Time: Dec 02 10:40:51 2019
Quant Method : H:\SV2019\CHEM29\METHODS\29_SPLIT_1118.M
Quant Title : Semivolatiles by GC/MS - EPA Method 625/8270
QLast Update : Mon Dec 02 10:40:22 2019
Response via : Initial Calibration

Compound	R.T.	QIon	Response	Conc Units	Dev(Min)
52) Dimethylphthalate	5.965	163	2655883	33.604 ng	99
53) 2,6-Dinitrotoluene	6.035	165	614744	35.791 ng	97
54) Acenaphthylene	6.047	152	3425930	31.873 ng	100
55) 3-Nitroaniline	6.164	138	645051	38.863 ng	98
56) Acenaphthene	6.206	154	2199460	32.664 ng	98
57) 2,4-Dinitrophenol	6.253	184	299458	31.732 ng	100
58) Dibenzofuran	6.347	168	3239293	32.806 ng	97
59) 2,4-Dinitrotoluene	6.382	165	839354	38.350 ng	97
60) 4-Nitrophenol	6.311	65	542970	40.291 ng	91
62) Diethyl phthalate	6.576	149	2729956	34.166 ng	100
63) Fluorene	6.646	166	2729673	34.036 ng	99
64) 4-Chlorophenyl phenyl ...	6.635	204	1373032	32.970 ng	99
65) 2-Nitroaniline	6.705	108	439510	38.259 ng	86
66) 4,6-Dinitro-2-methylph...	6.734	198	498272	36.748 ng	96
67) N-Nitrosodiphenylamine	6.746	169	1982148	33.623 ng	98
68) Azobenzene	6.770	77	2968752	34.936 ng	98
71) 4-Bromophenyl phenyl e...	7.058	248	882078	35.717 ng	98
72) Hexachlorobenzene	7.199	142	321213	33.681 ng	94
74) Pentachlorophenol	7.357	266	512379	36.277 ng	99
75) Pentachloronitrobenzene	7.422	214	243834	32.042 ng	98
77) Phenanthrene	7.486	178	3968688	34.659 ng	99
78) Anthracene	7.522	178	4138340	35.288 ng	99
79) Carbazole	7.669	167	3937827	37.059 ng	100
80) Di-n-butylphthalate	7.980	149	4626157	37.520 ng	99
82) Fluoranthene	8.544	202	4681639	34.876 ng	99
83) Benzidine	8.673	184	147470	1.746 ng	99
84) Pyrene	8.773	202	4844427	35.581 ng	99
87) Benzyl butyl phthalate	9.525	149	2100868	39.290 ng	99
88) Bis(2-ethylhexyl)phtha...	10.418	149	2581224	37.976 ng	100
89) Benz(a)anthracene	10.324	228	4474717	35.604 ng	99
90) Chrysene	10.401	228	4177758	34.903 ng	100
91) Di-n-octylphthalate	11.658	149	4702224	35.642 ng	100
92) 3,3'-dichlorobenzidine	10.313	252	1293141	36.720 ng	98
94) Benzo(b)fluoranthene	12.522	252	4412512	33.776 ng	99
95) Benzo(k)fluoranthene	12.581	252	4232291	33.959 ng	99
96) Benzo(a)pyrene	13.321	252	3913221	34.898 ng	99
97) Indeno(1,2,3-cd)pyrene	16.135	276	4029642	35.730 ng	99
98) Dibenz(a,h)anthracene	16.182	278	4242452	36.252 ng	99
99) Benzo(ghi)perylene	16.558	276	3847876	31.898 ng	99

(#)out of range (m)manual integration reviewed by analyst (+)signals summed

Quantitation Report (QT Reviewed)

Data Path : H:\SV2019\CHEM29\11NOV\27\
Data File : 1127_36.D
Acq On : 28 Nov 2019 12:40 am
Operator :
Client ID : CE67556 LCS
Lab ID : CE67556 LCS
ALS Vial : 5 Sample Multiplier: 1

Quant Time: Dec 02 10:40:51 2019
Quant Method : H:\SV2019\CHEM29\METHODS\29_SPLIT_1118.M
Quant Title : Semivolatiles by GC/MS - EPA Method 625/8270
QLast Update : Mon Dec 02 10:40:22 2019
Response via : Initial Calibration

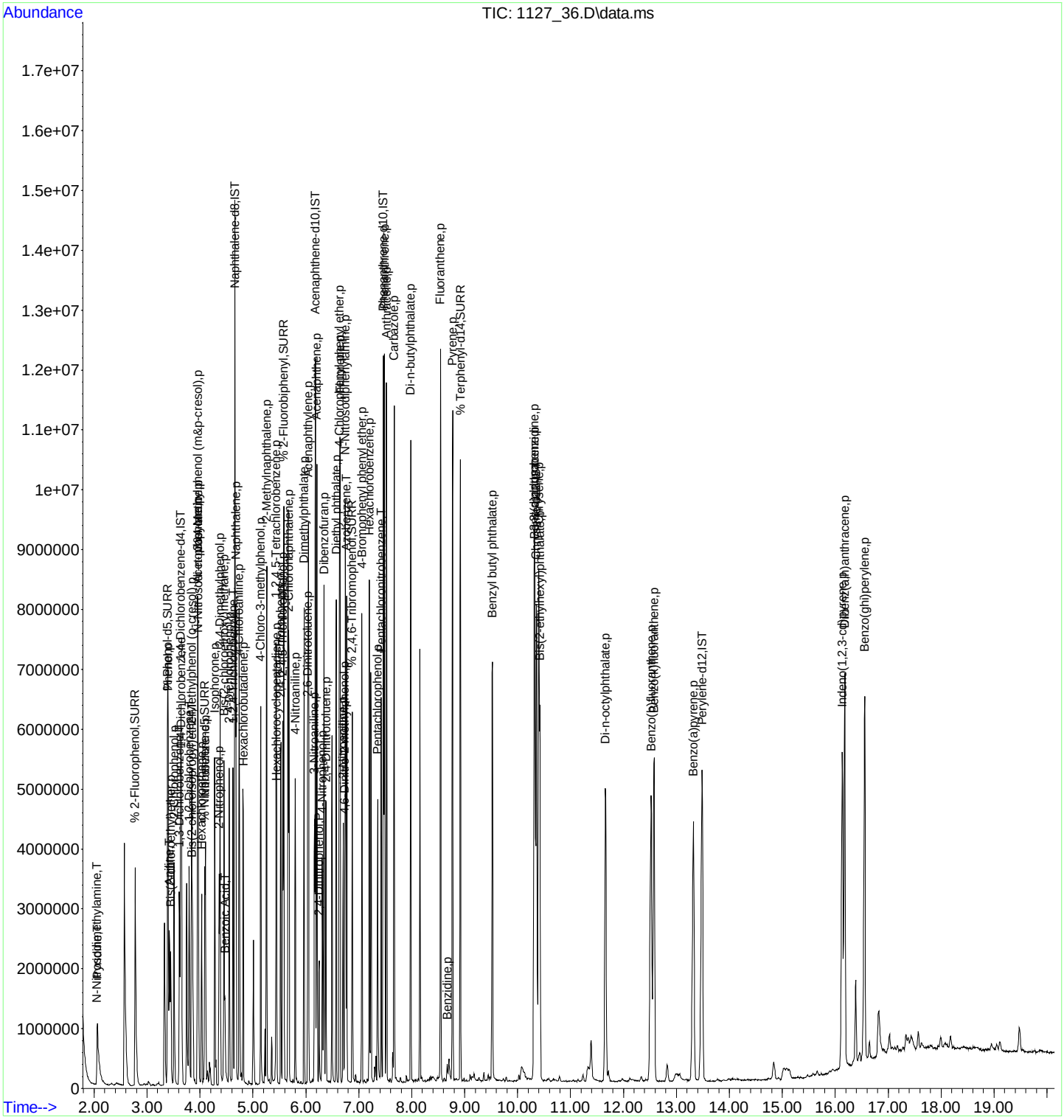

CLIENT ID

SEMIVOLATILE ORGANICS ANALYSIS DATA SHEET

CE67556 LCSD

Client: NETC Lab: Phoenix Env. Labs

SDG No.: GCE67556 Lab Sample ID: CE67556 LCSD

Sample wt/vol: 15.00 (g/mL) g Lab File ID: 1127_37.D

Concentrated Extract Volume: 1000 (uL) Date Received: 11/25/19

% Moisture: n.a. Date Extracted: 11/27/19

Instrument: CHEM29 Inj. Vol. 1.0 (uL) Date Analyzed: 11/28/19

GPC Cleanup:(Y/N) N pH: Dilution Factor: 1

Matrix: (soil/water) Soil CONCENTRATION UNITS:(ug/L or ug/Kg) ug/Kg

CAS NO.	COMPOUND	CONC.	Q	MDL	PQL	R
62-75-9	N-Nitrosodimethylamine	1623		94	94	r
110-86-1	Pyridine	1050		82	82	r
108-95-2	Phenol	2409		110	110	r
111-44-4	Bis(2-chloroethyl)ether	1835		90	90	r
62-53-3	Aniline	1652		270	270	r
95-57-8	2-Chlorophenol	2160		95	95	r
541-73-1	1,3-Dichlorobenzene	1635		99	99	r
106-46-7	1,4-Dichlorobenzene	1676		99	99	r
95-50-1	1,2-Dichlorobenzene	1725		94	94	r
95-48-7	2-Methylphenol (o-cresol)	2381		160	160	r
39638-32-9	Bis(2-chloroisopropyl)ether	1977		93	93	r
621-64-7	N-Nitrosodi-n-propylamine	2194		110	110	r
HNX - M&P CRESO	3&4-Methylphenol (m&p-cresol)	2351		130	130	r
98-86-2	Acetophenone	1867		100	100	r
67-72-1	Hexachloroethane	1672		100	100	r
98-95-3	Nitrobenzene	2079		120	120	r
78-59-1	Isophorone	2091		93	93	r
88-75-5	2-Nitrophenol	2262		210	210	r
105-67-9	2,4-Dimethylphenol	2539		83	83	r
111-91-1	Bis(2-chloroethoxy)methane	2239		92	92	r
65-85-0	Benzoic Acid	2014		670	670	r
120-83-2	2,4-Dichlorophenol	2397		120	120	r
120-82-1	1,2,4-Trichlorobenzene	1964		100	100	r
91-20-3	Naphthalene	2050		96	96	r
106-47-8	4-Chloroaniline	2220		160	160	r
87-68-3	Hexachlorobutadiene	1855		120	120	r
59-50-7	4-Chloro-3-methylphenol	2558		120	120	r
91-57-6	2-Methylnaphthalene	2131		99	99	r
77-47-4	Hexachlorocyclopentadiene	950.5		100	100	r
95-94-3	1,2,4,5-Tetrachlorobenzene	1924		120	120	r
88-06-2	2,4,6-Trichlorophenol	2341		110	110	r
95-95-4	2,4,5-Trichlorophenol	2370		180	180	r
91-58-7	2-Chloronaphthalene	2123		95	95	r
100-01-6	4-Nitroaniline	2547		110	110	r
131-11-3	Dimethylphthalate	2232		100	100	r
606-20-2	2,6-Dinitrotoluene	2474		110	110	r

FORM I SV

r=Result Reported U=Not Detected D=Reported Dilution E/J=Estimated Value X=Not Used S=Lab Solvent

CLIENT ID

SEMIVOLATILE ORGANICS ANALYSIS DATA SHEET

CE67556 LCSD

Client: NETC Lab: Phoenix Env. Labs

SDG No.: GCE67556 Lab Sample ID: CE67556 LCSD

Sample wt/vol: 15.00 (g/mL) g Lab File ID: 1127_37.D

Concentrated Extract Volume: 1000 (uL) Date Received: 11/25/19

% Moisture: n.a. Date Extracted: 11/27/19

Instrument: CHEM29 Inj. Vol. 1.0 (uL) Date Analyzed: 11/28/19

GPC Cleanup:(Y/N) N pH: Dilution Factor: 1

Matrix: (soil/water) Soil CONCENTRATION UNITS:(ug/L or ug/Kg) ug/Kg

CAS NO.	COMPOUND	CONC.	Q	MDL	PQL	R
208-96-8	Acenaphthylene	2114		93	93	r
99-09-2	3-Nitroaniline	2655		670	670	r
83-32-9	Acenaphthene	2195		100	100	r
51-28-5	2,4-Dinitrophenol	2073		230	230	r
132-64-9	Dibenzofuran	2178		97	97	r
121-14-2	2,4-Dinitrotoluene	2543		130	130	r
100-02-7	4-Nitrophenol	2564		150	150	r
84-66-2	Diethyl phthalate	2246		110	110	r
86-73-7	Fluorene	2217		110	110	r
7005-72-3	4-Chlorophenyl phenyl ether	2178		110	110	r
88-74-4	2-Nitroaniline	2518		230	230	r
534-52-1	4,6-Dinitro-2-methylphenol	2333		67	67	r
86-30-6	N-Nitrosodiphenylamine	2174		130	130	r
122-66-7	Azobenzene	2296		110	110	r
101-55-3	4-Bromophenyl phenyl ether	2420		98	98	r
118-74-1	Hexachlorobenzene	2307		97	97	r
87-86-5	Pentachlorophenol	2331		130	130	r
82-68-8	Pentachloronitrobenzene	2183		120	120	r
85-01-8	Phenanthrene	2304		95	95	r
120-12-7	Anthracene	2333		110	110	r
86-74-8	Carbazole	2424		130	130	r
84-74-2	Di-n-butylphthalate	2438		89	89	r
206-44-0	Fluoranthene	2288		110	110	r
92-87-5	Benzidine	215.8		200	200	r
129-00-0	Pyrene	2314		110	110	r
85-68-7	Benzyl butyl phthalate	2619		86	86	r
117-81-7	Bis(2-ethylhexyl)phthalate	2570		96	96	r
56-55-3	Benz(a)anthracene	2351		110	110	r
218-01-9	Chrysene	2317		110	110	r
117-84-0	Di-n-octylphthalate	2413		86	86	r
91-94-1	3,3'-dichlorobenzidine	2584		160	160	r
205-99-2	Benzo(b)fluoranthene	2207		110	110	r
207-08-9	Benzo(k)fluoranthene	2223		110	110	r
50-32-8	Benzo(a)pyrene	2289		110	110	r
193-39-5	Indeno(1,2,3-cd)pyrene	2344		110	110	r
53-70-3	Dibenz(a,h)anthracene	2364		110	110	r

FORM I SV

r=Result Reported U=Not Detected D=Reported Dilution E/J=Estimated Value X=Not Used S=Lab Solvent

CLIENT ID

SEMIVOLATILE ORGANICS ANALYSIS DATA SHEET

CE67556 LCSD

Client: NETC Lab: Phoenix Env. Labs

SDG No.: GCE67556 Lab Sample ID: CE67556 LCSD

Sample wt/vol: 15.00 (g/mL) g Lab File ID: 1127_37.D

Concentrated Extract Volume: 1000 (uL) Date Received: 11/25/19

% Moisture: n.a. Date Extracted: 11/27/19

Instrument: CHEM29 Inj. Vol. 1.0 (uL) Date Analyzed: 11/28/19

GPC Cleanup:(Y/N) N pH: Dilution Factor: 1

Matrix: (soil/water) Soil CONCENTRATION UNITS:(ug/L or ug/Kg) ug/Kg

CAS NO.	COMPOUND	CONC.	Q	MDL	PQL	R
191-24-2	Benzo(ghi)perylene	2112		110	110	r

FORM I SV

r=Result Reported U=Not Detected D=Reported Dilution E/J=Estimated Value X=Not Used S=Lab Solvent

Quantitation Report (QT Reviewed)

Data Path : H:\SV2019\CHEM29\11NOV\27\
Data File : 1127_37.D
Acq On : 28 Nov 2019 1:04 am
Operator :
Client ID : CE67556 LCSD
Lab ID : CE67556 LCSD
ALS Vial : 6 Sample Multiplier: 1

Quant Time: Dec 02 10:40:56 2019
Quant Method : H:\SV2019\CHEM29\METHODS\29_SPLIT_1118.M
Quant Title : Semivolatiles by GC/MS - EPA Method 625/8270
QLast Update : Mon Dec 02 10:40:22 2019
Response via : Initial Calibration

Compound	R.T.	QIon	Response	Conc	Units	Dev(Min)
Internal Standards						
1) 1,4-Dichlorobenzene-d4	3.638	152	1275230	40.000	ng	0.00
26) Naphthalene-d8	4.660	136	4896406	40.000	ng	0.00
45) Acenaphthene-d10	6.182	164	2577817	40.000	ng	0.00
69) Phenanthrene-d10	7.463	188	4801756	40.000	ng	0.00
86) Chrysene-d12	10.360	240	4159866	40.000	ng	0.00
93) Perylene-d12	13.485	264	4419980	40.000	ng	0.00
System Monitoring Compounds						
6) % 2-Fluorophenol	2.780	112	1659681	44.382	ng	0.01
Spiked Amount 75.000	Range 30 - 130		Recovery	=	59.17%	
7) % Phenol-d5	3.385	99	2327325	49.971	ng	0.00
Spiked Amount 75.000	Range 30 - 130		Recovery	=	66.63%	
24) % Nitrobenzene-d5	4.090	82	1303034	30.124	ng	0.00
Spiked Amount 50.000	Range 30 - 130		Recovery	=	60.24%	
48) % 2-Fluorobiphenyl	5.583	172	2844652	29.512	ng	0.00
Spiked Amount 50.000	Range 30 - 130		Recovery	=	59.02%	
70) % 2,4,6-Tribromophenol	6.875	62	383518	55.775	ng	0.00
Spiked Amount 75.000	Range 30 - 130		Recovery	=	74.37%	
85) % Terphenyl-d14	8.920	244	3426618	30.305	ng	0.00
Spiked Amount 50.000			Recovery	=	60.60%	
Target Compounds						Qvalue
2) N-Nitrosodimethylamine	2.058	74	557351	24.348	ng	95
3) Pyridine	2.063	79	667464	15.751	ng	95
8) Phenol	3.397	94	1703386	36.140	ng	92
9) Bis(2-chloroethyl)ether	3.450	63	781922	27.520	ng	93
10) Aniline	3.421	93	1372521	24.783	ng	93
12) 2-Chlorophenol	3.509	128	1290858	32.404	ng	97
13) 1,3-Dichlorobenzene	3.609	146	1169307	24.530	ng	100
14) 1,4-Dichlorobenzene	3.650	146	1191488	25.136	ng	100
16) 1,2-Dichlorobenzene	3.797	146	1171444	25.868	ng	100
17) 2-Methylphenol (o-cresol)	3.844	107	1069918	35.716	ng	90
18) Bis(2-chloroisopropyl)...	3.855	45	1213841	29.648	ng	96
19) N-Nitrosodi-n-propylamine	3.967	70	888392	32.904	ng	99
20) 3&4-Methylphenol (m&p-...	3.955	107	1575588	35.259	ng #	58
21) Acetophenone	3.961	105	1581491	28.008	ng	75
23) Hexachloroethane	4.032	117	442154	25.074	ng	98
25) Nitrobenzene	4.102	77	1305220	31.191	ng	100
27) Isophorone	4.278	82	2303430	31.370	ng	99
28) 2-Nitrophenol	4.361	81	252849	33.927	ng	97
29) 2,4-Dimethylphenol	4.378	107	1293421	38.092	ng	99
30) Bis(2-chloroethoxy)met...	4.455	93	1448377	33.586	ng	98
31) Benzoic Acid	4.472	105	734477	30.216	ng	98
32) 2,4-Dichlorophenol	4.555	162	1170440	35.948	ng	99
33) 1,2,4-Trichlorobenzene	4.625	180	1142867	29.459	ng	100
36) Naphthalene	4.678	128	3427212	30.749	ng	99
37) 4-Chloroaniline	4.737	65	415243	33.296	ng	94
40) Hexachlorobutadiene	4.819	225	662726	27.829	ng	99
41) 4-Chloro-3-methylphenol	5.148	107	1172131	38.365	ng	96
42) 2-Methylnaphthalene	5.260	142	2621082	31.962	ng	98
43) Hexachlorocyclopentadiene	5.448	237	419476	14.258	ng	99
44) 1,2,4,5-Tetrachloroben...	5.436	216	1298536	28.867	ng	99
46) 2,4,6-Trichlorophenol	5.530	196	905134	35.108	ng	100
47) 2,4,5-Trichlorophenol	5.565	196	965012	35.545	ng	100
49) 2-Chloronaphthalene	5.683	162	2457276	31.850	ng	98
50) 4-Nitroaniline	5.800	65	791818	38.212	ng	96

Quantitation Report (QT Reviewed)

Data Path : H:\SV2019\CHEM29\11NOV\27\
Data File : 1127_37.D
Acq On : 28 Nov 2019 1:04 am
Operator :
Client ID : CE67556 LCSD
Lab ID : CE67556 LCSD
ALS Vial : 6 Sample Multiplier: 1

Quant Time: Dec 02 10:40:56 2019
Quant Method : H:\SV2019\CHEM29\METHODS\29_SPLIT_1118.M
Quant Title : Semivolatiles by GC/MS - EPA Method 625/8270
QLast Update : Mon Dec 02 10:40:22 2019
Response via : Initial Calibration

Compound	R.T.	QIon	Response	Conc Units	Dev(Min)
52) Dimethylphthalate	5.965	163	2951518	33.475 ng	99
53) 2,6-Dinitrotoluene	6.035	165	710978	37.104 ng	94
54) Acenaphthylene	6.047	152	3802662	31.711 ng	100
55) 3-Nitroaniline	6.165	138	737531	39.830 ng	99
56) Acenaphthene	6.206	154	2473730	32.930 ng	97
57) 2,4-Dinitrophenol	6.253	184	326571	31.100 ng	97
58) Dibenzofuran	6.347	168	3599193	32.673 ng	98
59) 2,4-Dinitrotoluene	6.382	165	931333	38.142 ng	97
60) 4-Nitrophenol	6.311	65	578257	38.463 ng	92
62) Diethyl phthalate	6.576	149	3003794	33.697 ng	99
63) Fluorene	6.646	166	2975220	33.254 ng	100
64) 4-Chlorophenyl phenyl ...	6.635	204	1517809	32.670 ng	98
65) 2-Nitroaniline	6.705	108	483957	37.763 ng	86
66) 4,6-Dinitro-2-methylph...	6.734	198	526447	34.990 ng	96
67) N-Nitrosodiphenylamine	6.746	169	2144535	32.607 ng	98
68) Azobenzene	6.770	77	3265024	34.441 ng	98
71) 4-Bromophenyl phenyl e...	7.058	248	963183	36.306 ng	98
72) Hexachlorobenzene	7.199	142	354592	34.612 ng	96
74) Pentachlorophenol	7.357	266	530498	34.964 ng	99
75) Pentachloronitrobenzene	7.422	214	267700	32.748 ng	99
77) Phenanthrene	7.487	178	4250442	34.555 ng	98
78) Anthracene	7.522	178	4408768	34.997 ng	99
79) Carbazole	7.669	167	4150038	36.357 ng	99
80) Di-n-butylphthalate	7.980	149	4843981	36.572 ng	98
82) Fluoranthene	8.544	202	4948661	34.318 ng	99
83) Benzidine	8.668	184	293698	3.237 ng	97
84) Pyrene	8.773	202	5076532	34.709 ng	98
87) Benzyl butyl phthalate	9.525	149	2203237	39.278 ng	98
88) Bis(2-ethylhexyl)phtha...	10.418	149	2748462	38.545 ng	100
89) Benz(a)anthracene	10.324	228	4649051	35.261 ng	99
90) Chrysene	10.401	228	4363745	34.752 ng	99
91) Di-n-octylphthalate	11.658	149	5011169	36.198 ng	99
92) 3,3'-dichlorobenzidine	10.313	252	1432022	38.762 ng	99
94) Benzo(b)fluoranthene	12.522	252	4499029	33.109 ng	99
95) Benzo(k)fluoranthene	12.581	252	4321734	33.338 ng	98
96) Benzo(a)pyrene	13.321	252	4004605	34.334 ng	99
97) Indeno(1,2,3-cd)pyrene	16.135	276	4124005	35.155 ng	99
98) Dibenz(a,h)anthracene	16.182	278	4317114	35.465 ng	98
99) Benzo(ghi)perylene	16.558	276	3974971	31.679 ng	98

(#)out of range (m)manual integration reviewed by analyst (+)signals summed

Quantitation Report (QT Reviewed)

Data Path : H:\SV2019\CHEM29\11NOV\27\
Data File : 1127_37.D
Acq On : 28 Nov 2019 1:04 am
Operator :
Client ID : CE67556 LCSD
Lab ID : CE67556 LCSD
ALS Vial : 6 Sample Multiplier: 1

Quant Time: Dec 02 10:40:56 2019
Quant Method : H:\SV2019\CHEM29\METHODS\29_SPLIT_1118.M
Quant Title : Semivolatiles by GC/MS - EPA Method 625/8270
QLast Update : Mon Dec 02 10:40:22 2019
Response via : Initial Calibration

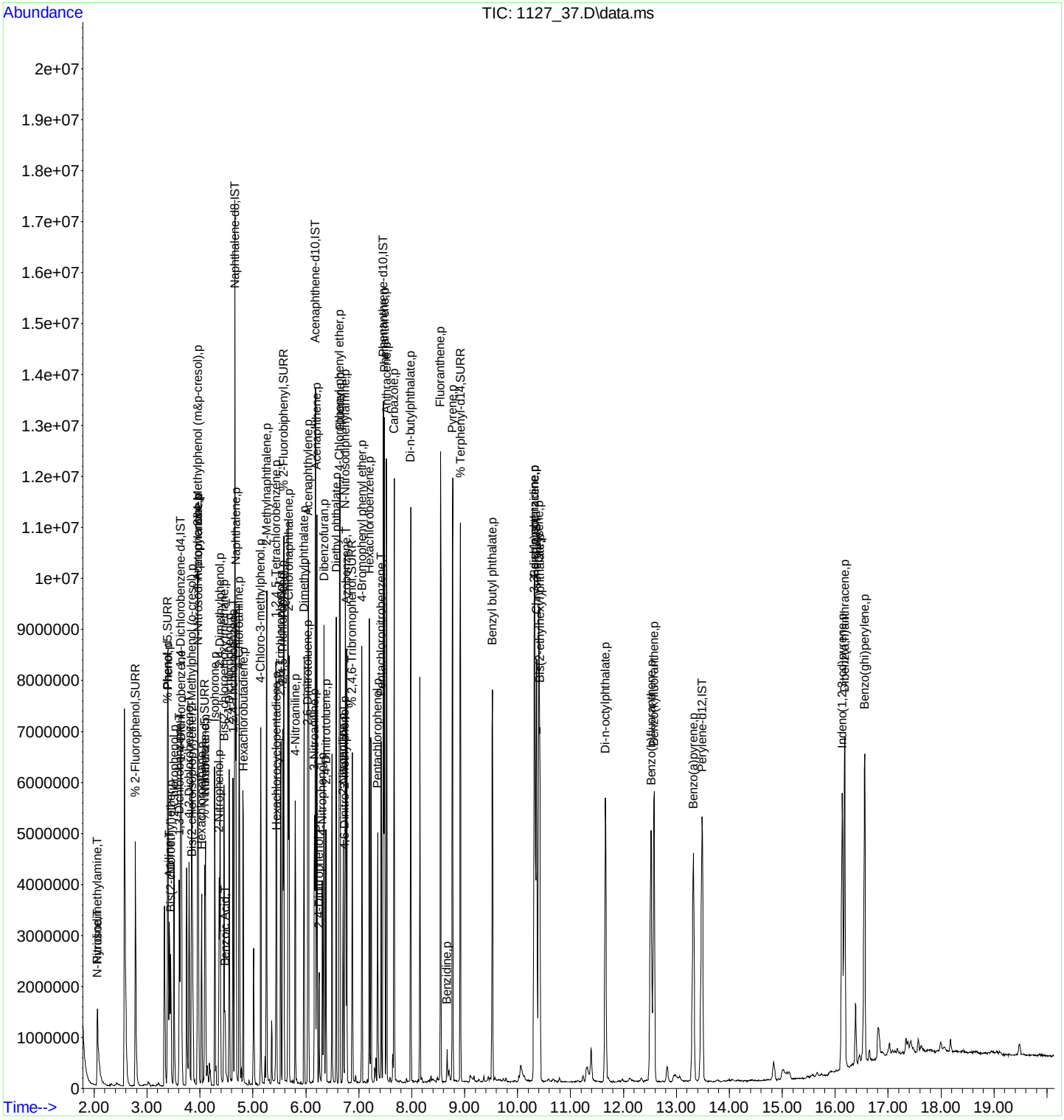

CLIENT ID

SEMIVOLATILE ORGANICS ANALYSIS DATA SHEET

COMP-2 MS

Client: NETC Lab: Phoenix Env. Labs

SDG No.: GCE67556 Lab Sample ID: CE67556 MS

Sample wt/vol: 15.19 (g/mL) g Lab File ID: 1127_38.D

Concentrated Extract Volume: 1000 (uL) Date Received: 11/25/19

% Moisture: 11 Date Extracted: 11/27/19

Instrument: CHEM29 Inj. Vol. 1.0 (uL) Date Analyzed: 11/28/19

GPC Cleanup:(Y/N) N pH: Dilution Factor: 1

Matrix: (soil/water) Soil CONCENTRATION UNITS:(ug/L or ug/Kg) ug/Kg

CAS NO.	COMPOUND	CONC.	Q	MDL	PQL	R
62-75-9	N-Nitrosodimethylamine	2197		100	100	r
110-86-1	Pyridine	1382		91	91	r
108-95-2	Phenol	3248		120	120	r
111-44-4	Bis(2-chloroethyl)ether	2285		100	100	r
62-53-3	Aniline	2000		300	300	r
95-57-8	2-Chlorophenol	2800		110	110	r
541-73-1	1,3-Dichlorobenzene	2004		110	110	r
106-46-7	1,4-Dichlorobenzene	2023		110	110	r
95-50-1	1,2-Dichlorobenzene	2127		100	100	r
95-48-7	2-Methylphenol (o-cresol)	3133		170	170	r
39638-32-9	Bis(2-chloroisopropyl)ether	2514		100	100	r
621-64-7	N-Nitrosodi-n-propylamine	2851		120	120	r
HNX - M&P CRESO	3&4-Methylphenol (m&p-cresol)	3063		150	150	r
98-86-2	Acetophenone	2443		120	120	r
67-72-1	Hexachloroethane	1955		110	110	r
98-95-3	Nitrobenzene	2720		130	130	r
78-59-1	Isophorone	2607		100	100	r
88-75-5	2-Nitrophenol	2845		230	230	r
105-67-9	2,4-Dimethylphenol	3102		92	92	r
111-91-1	Bis(2-chloroethoxy)methane	2793		100	100	r
65-85-0	Benzoic Acid	1802		740	740	r
120-83-2	2,4-Dichlorophenol	3018		130	130	r
120-82-1	1,2,4-Trichlorobenzene	2403		110	110	r
91-20-3	Naphthalene	2514		110	110	r
106-47-8	4-Chloroaniline	3071		170	170	r
87-68-3	Hexachlorobutadiene	2204		130	130	r
59-50-7	4-Chloro-3-methylphenol	3276		130	130	r
91-57-6	2-Methylnaphthalene	2632		110	110	r
77-47-4	Hexachlorocyclopentadiene	1009		110	110	r
95-94-3	1,2,4,5-Tetrachlorobenzene	2372		130	130	r
88-06-2	2,4,6-Trichlorophenol	2875		120	120	r
95-95-4	2,4,5-Trichlorophenol	2903		200	200	r
91-58-7	2-Chloronaphthalene	2595		110	110	r
100-01-6	4-Nitroaniline	3187		120	120	r
131-11-3	Dimethylphthalate	2811		110	110	r
606-20-2	2,6-Dinitrotoluene	3130		120	120	r

FORM I SV

r=Result Reported U=Not Detected D=Reported Dilution E/J=Estimated Value X=Not Used S=Lab Solvent

CLIENT ID

SEMIVOLATILE ORGANICS ANALYSIS DATA SHEET

COMP-2 MS

Client: NETC Lab: Phoenix Env. Labs

SDG No.: GCE67556 Lab Sample ID: CE67556 MS

Sample wt/vol: 15.19 (g/mL) g Lab File ID: 1127_38.D

Concentrated Extract Volume: 1000 (uL) Date Received: 11/25/19

% Moisture: 11 Date Extracted: 11/27/19

Instrument: CHEM29 Inj. Vol. 1.0 (uL) Date Analyzed: 11/28/19

GPC Cleanup:(Y/N) N pH: Dilution Factor: 1

Matrix: (soil/water) Soil CONCENTRATION UNITS:(ug/L or ug/Kg) ug/Kg

CAS NO.	COMPOUND	CONC.	Q	MDL	PQL	R
208-96-8	Acenaphthylene	2585		100	100	r
99-09-2	3-Nitroaniline	3513		740	740	r
83-32-9	Acenaphthene	2717		110	110	r
51-28-5	2,4-Dinitrophenol	2365		260	260	r
132-64-9	Dibenzofuran	2705		110	110	r
121-14-2	2,4-Dinitrotoluene	3298		150	150	r
100-02-7	4-Nitrophenol	3313		170	170	r
84-66-2	Diethyl phthalate	2818		120	120	r
86-73-7	Fluorene	2769		120	120	r
7005-72-3	4-Chlorophenyl phenyl ether	2734		120	120	r
88-74-4	2-Nitroaniline	3347		260	260	r
534-52-1	4,6-Dinitro-2-methylphenol	2908		74	74	r
86-30-6	N-Nitrosodiphenylamine	2763		140	140	r
122-66-7	Azobenzene	2863		120	120	r
101-55-3	4-Bromophenyl phenyl ether	2916		110	110	r
118-74-1	Hexachlorobenzene	2809		110	110	r
87-86-5	Pentachlorophenol	3137		140	140	r
82-68-8	Pentachloronitrobenzene	2665		140	140	r
85-01-8	Phenanthrene	2753		110	110	r
120-12-7	Anthracene	2775		120	120	r
86-74-8	Carbazole	2997		150	150	r
84-74-2	Di-n-butylphthalate	2934		98	98	r
206-44-0	Fluoranthene	2810		120	120	r
92-87-5	Benzidine	1625		220	220	r
129-00-0	Pyrene	2840		130	130	r
85-68-7	Benzyl butyl phthalate	3219		95	95	r
117-81-7	Bis(2-ethylhexyl)phthalate	3206		110	110	r
56-55-3	Benz(a)anthracene	2913		120	120	r
218-01-9	Chrysene	2859		120	120	r
117-84-0	Di-n-octylphthalate	2930		95	95	r
91-94-1	3,3'-dichlorobenzidine	3745		170	170	r
205-99-2	Benzo(b)fluoranthene	2791		130	130	r
207-08-9	Benzo(k)fluoranthene	2665		120	120	r
50-32-8	Benzo(a)pyrene	2890		120	120	r
193-39-5	Indeno(1,2,3-cd)pyrene	2805		120	120	r
53-70-3	Dibenz(a,h)anthracene	2774		120	120	r

FORM I SV

r=Result Reported U=Not Detected D=Reported Dilution E/J=Estimated Value X=Not Used S=Lab Solvent

CLIENT ID

SEMIVOLATILE ORGANICS ANALYSIS DATA SHEET

COMP-2 MS

Client: NETC Lab: Phoenix Env. Labs

SDG No.: GCE67556 Lab Sample ID: CE67556 MS

Sample wt/vol: 15.19 (g/mL) g Lab File ID: 1127_38.D

Concentrated Extract Volume: 1000 (uL) Date Received: 11/25/19

% Moisture: 11 Date Extracted: 11/27/19

Instrument: CHEM29 Inj. Vol. 1.0 (uL) Date Analyzed: 11/28/19

GPC Cleanup:(Y/N) N pH: Dilution Factor: 1

Matrix: (soil/water) Soil CONCENTRATION UNITS:(ug/L or ug/Kg) ug/Kg

CAS NO.	COMPOUND	CONC.	Q	MDL	PQL	R
191-24-2	Benzo(ghi)perylene	2430		120	120	r

FORM I SV

r=Result Reported U=Not Detected D=Reported Dilution E/J=Estimated Value X=Not Used S=Lab Solvent

Quantitation Report (QT Reviewed)

Data Path : H:\SV2019\CHEM29\11NOV\27\
Data File : 1127_38.D
Acq On : 28 Nov 2019 1:29 am
Operator :
Client ID : COMP-2 MS
Lab ID : CE67556 MS
ALS Vial : 7 Sample Multiplier: 1

Quant Time: Dec 02 10:44:14 2019
Quant Method : H:\SV2019\CHEM29\METHODS\29_SPLIT_1118.M
Quant Title : Semivolatiles by GC/MS - EPA Method 625/8270
QLast Update : Mon Dec 02 10:40:22 2019
Response via : Initial Calibration

Compound	R.T.	QIon	Response	Conc	Units	Dev(Min)
Internal Standards						
1) 1,4-Dichlorobenzene-d4	3.632	152	1168487	40.000	ng	0.00
26) Naphthalene-d8	4.660	136	4726055	40.000	ng	0.00
45) Acenaphthene-d10	6.182	164	2520962	40.000	ng	0.00
69) Phenanthrene-d10	7.463	188	4929676	40.000	ng	0.00
86) Chrysene-d12	10.360	240	4588140	40.000	ng	0.00
93) Perylene-d12	13.491	264	4694234	40.000	ng	0.01
System Monitoring Compounds						
6) % 2-Fluorophenol	2.780	112	1766774	51.561	ng	0.01
Spiked Amount 75.000	Range 30 - 130		Recovery	=	68.75%	
7) % Phenol-d5	3.397	99	2505286	58.706	ng	0.02
Spiked Amount 75.000	Range 30 - 130		Recovery	=	78.28%	
24) % Nitrobenzene-d5	4.090	82	1388453	35.031	ng	0.00
Spiked Amount 50.000	Range 30 - 130		Recovery	=	70.06%	
48) % 2-Fluorobiphenyl	5.583	172	3044264	32.296	ng	0.00
Spiked Amount 50.000	Range 30 - 130		Recovery	=	64.60%	
70) % 2,4,6-Tribromophenol	6.876	62	428031	60.633	ng	0.00
Spiked Amount 75.000	Range 30 - 130		Recovery	=	80.84%	
85) % Terphenyl-d14	8.920	244	3987638	34.351	ng	0.00
Spiked Amount 50.000			Recovery	=	68.70%	
Target Compounds						Qvalue
2) N-Nitrosodimethylamine	2.058	74	623013	29.703	ng	93
3) Pyridine	2.063	79	725223	18.677	ng	95
8) Phenol	3.403	94	1896163	43.905	ng	92
9) Bis(2-chloroethyl)ether	3.444	63	804340	30.895	ng #	62
10) Aniline	3.421	93	1371950	27.036	ng	61
12) 2-Chlorophenol	3.509	128	1381578	37.850	ng	98
13) 1,3-Dichlorobenzene	3.609	146	1183295	27.091	ng	100
14) 1,4-Dichlorobenzene	3.644	146	1187874	27.349	ng	100
16) 1,2-Dichlorobenzene	3.791	146	1193464	28.761	ng	99
17) 2-Methylphenol (o-cresol)	3.844	107	1162737	42.360	ng	89
18) Bis(2-chloroisopropyl)...	3.855	45	1274796	33.982	ng	95
19) N-Nitrosodi-n-propylamine	3.967	70	953561	38.545	ng	99
20) 3&4-Methylphenol (m&p-...	3.955	107	1695772	41.415	ng #	58
21) Acetophenone	3.961	105	1708453	33.021	ng	75
23) Hexachloroethane	4.032	117	427109	26.433	ng	99
25) Nitrobenzene	4.102	77	1409983	36.773	ng	99
27) Isophorone	4.279	82	2497814	35.243	ng	100
28) 2-Nitrophenol	4.361	81	276630	38.456	ng	99
29) 2,4-Dimethylphenol	4.378	107	1374583	41.942	ng	99
30) Bis(2-chloroethoxy)met...	4.455	93	1571767	37.762	ng	98
31) Benzoic Acid	4.472	105	571551m	24.361	ng	98
32) 2,4-Dichlorophenol	4.555	162	1282226	40.801	ng	99
33) 1,2,4-Trichlorobenzene	4.625	180	1216438	32.485	ng	99
36) Naphthalene	4.678	128	3655800	33.982	ng	99
37) 4-Chloroaniline	4.737	65	499741	41.516	ng	96
40) Hexachlorobutadiene	4.813	225	684881	29.796	ng	99
41) 4-Chloro-3-methylphenol	5.148	107	1305878	44.284	ng	97
42) 2-Methylnaphthalene	5.260	142	2816257	35.580	ng	97
43) Hexachlorocyclopentadiene	5.448	237	387418	13.643	ng	99
44) 1,2,4,5-Tetrachloroben...	5.436	216	1392359	32.068	ng	99
46) 2,4,6-Trichlorophenol	5.530	196	980072	38.872	ng	99
47) 2,4,5-Trichlorophenol	5.565	196	1041918	39.244	ng	98
49) 2-Chloronaphthalene	5.683	162	2647354	35.088	ng	98
50) 4-Nitroaniline	5.800	65	873192	43.089	ng	98

Quantitation Report (QT Reviewed)

Data Path : H:\SV2019\CHEM29\11NOV\27\
Data File : 1127_38.D
Acq On : 28 Nov 2019 1:29 am
Operator :
Client ID : COMP-2 MS
Lab ID : CE67556 MS
ALS Vial : 7 Sample Multiplier: 1

Quant Time: Dec 02 10:44:14 2019
Quant Method : H:\SV2019\CHEM29\METHODS\29_SPLIT_1118.M
Quant Title : Semivolatiles by GC/MS - EPA Method 625/8270
QLast Update : Mon Dec 02 10:40:22 2019
Response via : Initial Calibration

Compound	R.T.	QIon	Response	Conc Units	Dev(Min)
52) Dimethylphthalate	5.965	163	3276826	38.003 ng	99
53) 2,6-Dinitrotoluene	6.041	165	792815	42.308 ng	95
54) Acenaphthylene	6.047	152	4098418	34.949 ng	100
55) 3-Nitroaniline	6.165	138	860013	47.492 ng	98
56) Acenaphthene	6.212	154	2698169	36.728 ng	97
57) 2,4-Dinitrophenol	6.253	184	329456	31.967 ng	99
58) Dibenzofuran	6.341	168	3939547	36.570 ng	99
59) 2,4-Dinitrotoluene	6.382	165	1064622	44.585 ng	97
60) 4-Nitrophenol	6.311	65	658611	44.795 ng	93
62) Diethyl phthalate	6.576	149	3320514	38.091 ng	99
63) Fluorene	6.646	166	3274852	37.428 ng	100
64) 4-Chlorophenyl phenyl ...	6.635	204	1679275	36.960 ng	97
65) 2-Nitroaniline	6.705	108	567180	45.254 ng	85
66) 4,6-Dinitro-2-methylph...	6.740	198	586124	39.317 ng	96
67) N-Nitrosodiphenylamine	6.746	169	2402254	37.350 ng	99
68) Azobenzene	6.770	77	3588019	38.702 ng	99
71) 4-Bromophenyl phenyl e...	7.058	248	1073749	39.423 ng	98
72) Hexachlorobenzene	7.199	142	399444	37.978 ng	97
74) Pentachlorophenol	7.357	266	660580	42.408 ng	99
75) Pentachloronitrobenzene	7.422	214	302360	36.028 ng	98
77) Phenanthrene	7.487	178	4700817	37.225 ng	98
78) Anthracene	7.528	178	4852653	37.521 ng	98
79) Carbazole	7.669	167	4748187	40.518 ng	98
80) Di-n-butylphthalate	7.980	149	5392685	39.659 ng	97
82) Fluoranthene	8.544	202	5624290	37.991 ng	97
83) Benzidine	8.673	184	2046666	21.970 ng	99
84) Pyrene	8.773	202	5764573	38.391 ng	97
87) Benzyl butyl phthalate	9.525	149	2692256	43.515 ng	99
88) Bis(2-ethylhexyl)phtha...	10.418	149	3408215	43.336 ng	100
89) Benz(a)anthracene	10.324	228	5726375	39.378 ng	99
90) Chrysene	10.401	228	5353427	38.654 ng	99
91) Di-n-octylphthalate	11.658	149	6056833	39.614 ng	99
92) 3,3'-dichlorobenzidine	10.313	252	2062986	50.628 ng	99
94) Benzo(b)fluoranthene	12.522	252	5445988	37.736 ng	99
95) Benzo(k)fluoranthene	12.581	252	4961104	36.034 ng	98
96) Benzo(a)pyrene	13.327	252	4839023	39.064 ng	100
97) Indeno(1,2,3-cd)pyrene	16.135	276	4724276	37.919 ng	99
98) Dibenz(a,h)anthracene	16.182	278	4848360	37.503 ng	98
99) Benzo(ghi)perylene	16.558	276	4377568	32.849 ng	99

(#)out of range (m)manual integration reviewed by analyst (+)signals summed

Quantitation Report (QT Reviewed)

Data Path : H:\SV2019\CHEM29\11NOV\27\
Data File : 1127_38.D
Acq On : 28 Nov 2019 1:29 am
Operator :
Client ID : COMP-2 MS
Lab ID : CE67556 MS
ALS Vial : 7 Sample Multiplier: 1

Quant Time: Dec 02 10:44:14 2019
Quant Method : H:\SV2019\CHEM29\METHODS\29_SPLIT_1118.M
Quant Title : Semivolatiles by GC/MS - EPA Method 625/8270
QLast Update : Mon Dec 02 10:40:22 2019
Response via : Initial Calibration

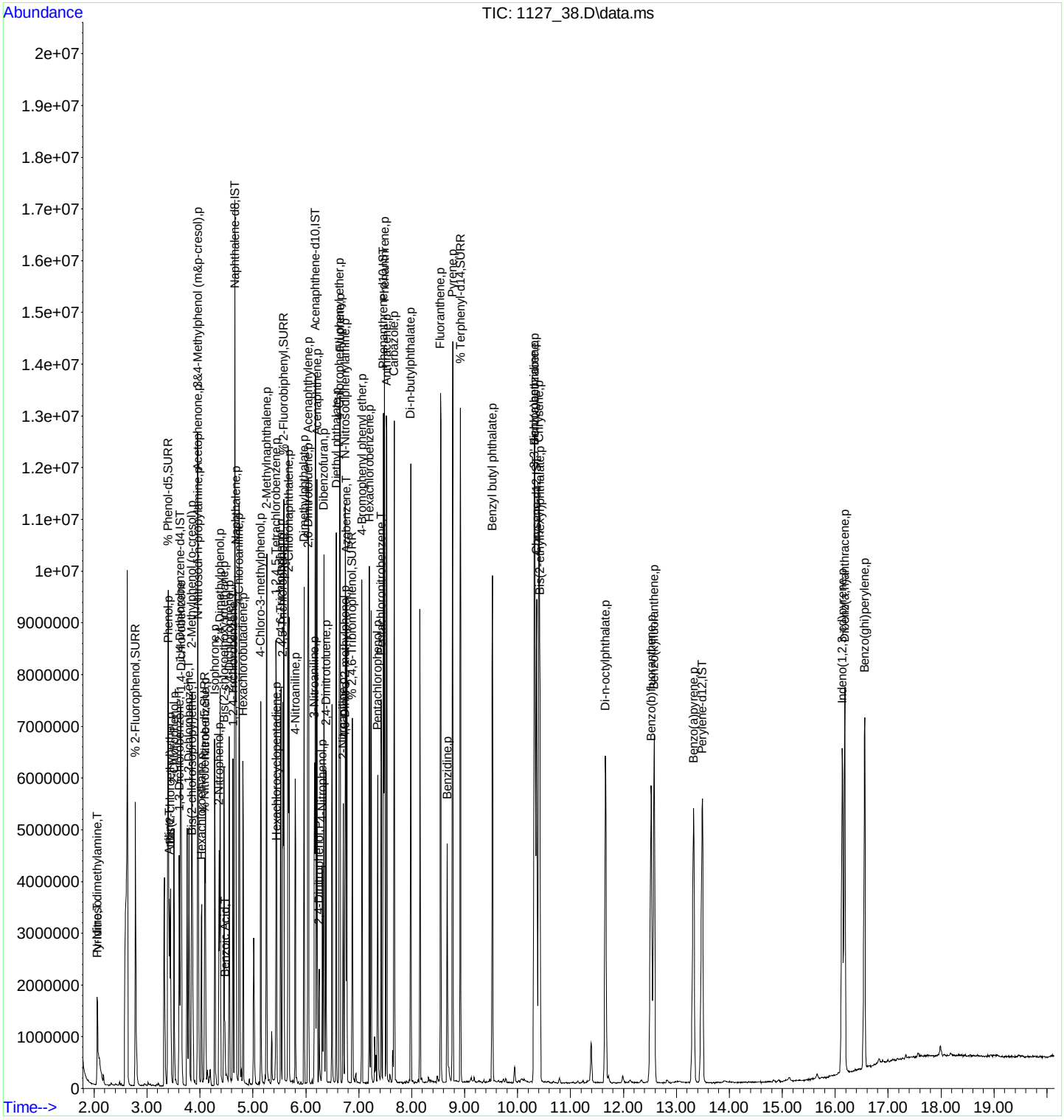

CLIENT ID

SEMIVOLATILE ORGANICS ANALYSIS DATA SHEET

COMP-2 MSD

Client: NETC Lab: Phoenix Env. Labs

SDG No.: GCE67556 Lab Sample ID: CE67556 MSD

Sample wt/vol: 15.30 (g/mL) g Lab File ID: 1127_39.D

Concentrated Extract Volume: 1000 (uL) Date Received: 11/25/19

% Moisture: 11 Date Extracted: 11/27/19

Instrument: CHEM29 Inj. Vol. 1.0 (uL) Date Analyzed: 11/28/19

GPC Cleanup:(Y/N) N pH: Dilution Factor: 1

Matrix: (soil/water) Soil CONCENTRATION UNITS:(ug/L or ug/Kg) ug/Kg

CAS NO.	COMPOUND	CONC.	Q	MDL	PQL	R
62-75-9	N-Nitrosodimethylamine	1847		100	100	r
110-86-1	Pyridine	1243		90	90	r
108-95-2	Phenol	2815		120	120	r
111-44-4	Bis(2-chloroethyl)ether	2136		99	99	r
62-53-3	Aniline	1942		290	290	r
95-57-8	2-Chlorophenol	2412		100	100	r
541-73-1	1,3-Dichlorobenzene	1903		110	110	r
106-46-7	1,4-Dichlorobenzene	1939		110	110	r
95-50-1	1,2-Dichlorobenzene	1991		100	100	r
95-48-7	2-Methylphenol (o-cresol)	2701		170	170	r
39638-32-9	Bis(2-chloroisopropyl)ether	2226		100	100	r
621-64-7	N-Nitrosodi-n-propylamine	2468		120	120	r
HNX - M&P CRESO	3&4-Methylphenol (m&p-cresol)	2654		140	140	r
98-86-2	Acetophenone	2105		110	110	r
67-72-1	Hexachloroethane	1913		110	110	r
98-95-3	Nitrobenzene	2340		130	130	r
78-59-1	Isophorone	2318		100	100	r
88-75-5	2-Nitrophenol	2506		230	230	r
105-67-9	2,4-Dimethylphenol	2685		91	91	r
111-91-1	Bis(2-chloroethoxy)methane	2462		100	100	r
65-85-0	Benzoic Acid	1233		730	730	r
120-83-2	2,4-Dichlorophenol	2665		130	130	r
120-82-1	1,2,4-Trichlorobenzene	2197		110	110	r
91-20-3	Naphthalene	2244		110	110	r
106-47-8	4-Chloroaniline	2674		170	170	r
87-68-3	Hexachlorobutadiene	2062		130	130	r
59-50-7	4-Chloro-3-methylphenol	2884		130	130	r
91-57-6	2-Methylnaphthalene	2322		110	110	r
77-47-4	Hexachlorocyclopentadiene	994.8		110	110	r
95-94-3	1,2,4,5-Tetrachlorobenzene	2113		130	130	r
88-06-2	2,4,6-Trichlorophenol	2552		120	120	r
95-95-4	2,4,5-Trichlorophenol	2552		200	200	r
91-58-7	2-Chloronaphthalene	2361		100	100	r
100-01-6	4-Nitroaniline	2861		120	120	r
131-11-3	Dimethylphthalate	2497		110	110	r
606-20-2	2,6-Dinitrotoluene	2738		120	120	r

FORM I SV

r=Result Reported U=Not Detected D=Reported Dilution E/J=Estimated Value X=Not Used S=Lab Solvent

CLIENT ID

SEMIVOLATILE ORGANICS ANALYSIS DATA SHEET

COMP-2 MSD

Client: NETC Lab: Phoenix Env. Labs

SDG No.: GCE67556 Lab Sample ID: CE67556 MSD

Sample wt/vol: 15.30 (g/mL) g Lab File ID: 1127_39.D

Concentrated Extract Volume: 1000 (uL) Date Received: 11/25/19

% Moisture: 11 Date Extracted: 11/27/19

Instrument: CHEM29 Inj. Vol. 1.0 (uL) Date Analyzed: 11/28/19

GPC Cleanup:(Y/N) N pH: Dilution Factor: 1

Matrix: (soil/water) Soil CONCENTRATION UNITS:(ug/L or ug/Kg) ug/Kg

CAS NO.	COMPOUND	CONC.	Q	MDL	PQL	R
208-96-8	Acenaphthylene	2393		100	100	r
99-09-2	3-Nitroaniline	3036		730	730	r
83-32-9	Acenaphthene	2462		110	110	r
51-28-5	2,4-Dinitrophenol	1377		260	260	r
132-64-9	Dibenzofuran	2432		110	110	r
121-14-2	2,4-Dinitrotoluene	2846		140	140	r
100-02-7	4-Nitrophenol	2805		170	170	r
84-66-2	Diethyl phthalate	2564		120	120	r
86-73-7	Fluorene	2471		120	120	r
7005-72-3	4-Chlorophenyl phenyl ether	2413		120	120	r
88-74-4	2-Nitroaniline	3017		260	260	r
534-52-1	4,6-Dinitro-2-methylphenol	2243		73	73	r
86-30-6	N-Nitrosodiphenylamine	2463		140	140	r
122-66-7	Azobenzene	2570		120	120	r
101-55-3	4-Bromophenyl phenyl ether	2597		110	110	r
118-74-1	Hexachlorobenzene	2501		110	110	r
87-86-5	Pentachlorophenol	2459		140	140	r
82-68-8	Pentachloronitrobenzene	2379		140	140	r
85-01-8	Phenanthrene	2543		110	110	r
120-12-7	Anthracene	2591		120	120	r
86-74-8	Carbazole	2747		150	150	r
84-74-2	Di-n-butylphthalate	2796		98	98	r
206-44-0	Fluoranthene	2584		120	120	r
92-87-5	Benzidine	532.1		220	220	r
129-00-0	Pyrene	2624		130	130	r
85-68-7	Benzyl butyl phthalate	2823		95	95	r
117-81-7	Bis(2-ethylhexyl)phthalate	2797		110	110	r
56-55-3	Benz(a)anthracene	2617		120	120	r
218-01-9	Chrysene	2574		120	120	r
117-84-0	Di-n-octylphthalate	2593		95	95	r
91-94-1	3,3'-dichlorobenzidine	2792		170	170	r
205-99-2	Benzo(b)fluoranthene	2409		130	130	r
207-08-9	Benzo(k)fluoranthene	2313		120	120	r
50-32-8	Benzo(a)pyrene	2555		120	120	r
193-39-5	Indeno(1,2,3-cd)pyrene	2730		120	120	r
53-70-3	Dibenz(a,h)anthracene	2607		120	120	r

FORM I SV

r=Result Reported U=Not Detected D=Reported Dilution E/J=Estimated Value X=Not Used S=Lab Solvent

CLIENT ID

SEMIVOLATILE ORGANICS ANALYSIS DATA SHEET

COMP-2 MSD

Client: NETC Lab: Phoenix Env. Labs

SDG No.: GCE67556 Lab Sample ID: CE67556 MSD

Sample wt/vol: 15.30 (g/mL) g Lab File ID: 1127_39.D

Concentrated Extract Volume: 1000 (uL) Date Received: 11/25/19

% Moisture: 11 Date Extracted: 11/27/19

Instrument: CHEM29 Inj. Vol. 1.0 (uL) Date Analyzed: 11/28/19

GPC Cleanup:(Y/N) N pH: Dilution Factor: 1

Matrix: (soil/water) Soil CONCENTRATION UNITS:(ug/L or ug/Kg) ug/Kg

CAS NO.	COMPOUND	CONC.	Q	MDL	PQL	R
191-24-2	Benzo(ghi)perylene	2315		120	120	r

FORM I SV

r=Result Reported U=Not Detected D=Reported Dilution E/J=Estimated Value X=Not Used S=Lab Solvent

Quantitation Report (QT Reviewed)

Data Path : H:\SV2019\CHEM29\11NOV\27\
Data File : 1127_39.D
Acq On : 28 Nov 2019 1:53 am
Operator :
Client ID : COMP-2 MSD
Lab ID : CE67556 MSD
ALS Vial : 8 Sample Multiplier: 1

Quant Time: Dec 02 10:44:26 2019
Quant Method : H:\SV2019\CHEM29\METHODS\29_SPLIT_1118.M
Quant Title : Semivolatiles by GC/MS - EPA Method 625/8270
QLast Update : Mon Dec 02 10:40:22 2019
Response via : Initial Calibration

Compound	R.T.	QIon	Response	Conc	Units		Dev(Min)
Internal Standards							
1) 1,4-Dichlorobenzene-d4	3.638	152	1052364	40.000	ng		0.00
26) Naphthalene-d8	4.660	136	4230542	40.000	ng		0.00
45) Acenaphthene-d10	6.182	164	2221427	40.000	ng		0.00
69) Phenanthrene-d10	7.463	188	4295262	40.000	ng		0.00
86) Chrysene-d12	10.354	240	3930837	40.000	ng		0.00
93) Perylene-d12	13.480	264	4244165	40.000	ng		0.00
System Monitoring Compounds							
6) % 2-Fluorophenol	2.780	112	1296752	42.020	ng		0.01
Spiked Amount 75.000	Range 30 - 130		Recovery	=	56.03%		
7) % Phenol-d5	3.385	99	1852831	48.208	ng		0.00
Spiked Amount 75.000	Range 30 - 130		Recovery	=	64.28%		
24) % Nitrobenzene-d5	4.090	82	1031977	28.910	ng		0.00
Spiked Amount 50.000	Range 30 - 130		Recovery	=	57.82%		
48) % 2-Fluorobiphenyl	5.583	172	2331958	28.075	ng		0.00
Spiked Amount 50.000	Range 30 - 130		Recovery	=	56.14%		
70) % 2,4,6-Tribromophenol	6.875	62	314589	51.146	ng		0.00
Spiked Amount 75.000	Range 30 - 130		Recovery	=	68.20%		
85) % Terphenyl-d14	8.920	244	2931730	28.985	ng		0.00
Spiked Amount 50.000			Recovery	=	57.98%		
Target Compounds							Qvalue
2) N-Nitrosodimethylamine	2.052	74	475197	25.155	ng		96
3) Pyridine	2.063	79	592038	16.930	ng		96
8) Phenol	3.397	94	1491024	38.334	ng		92
9) Bis(2-chloroethyl)ether	3.444	63	682021	29.087	ng		96
10) Aniline	3.421	93	1208872	26.451	ng		94
12) 2-Chlorophenol	3.509	128	1079926	32.850	ng		97
13) 1,3-Dichlorobenzene	3.609	146	1019511	25.917	ng		99
14) 1,4-Dichlorobenzene	3.650	146	1032692	26.400	ng		99
16) 1,2-Dichlorobenzene	3.797	146	1013198	27.111	ng		99
17) 2-Methylphenol (o-cresol)	3.844	107	909175	36.777	ng		89
18) Bis(2-chloroisopropyl)...	3.855	45	1024197	30.314	ng		95
19) N-Nitrosodi-n-propylamine	3.967	70	748809	33.608	ng		98
20) 3&4-Methylphenol (m&p-...	3.949	107	1332790	36.142	ng	#	59
21) Acetophenone	3.961	105	1335427	28.659	ng	#	74
23) Hexachloroethane	4.032	117	379177	26.056	ng		99
25) Nitrobenzene	4.102	77	1100543	31.870	ng		99
27) Isophorone	4.278	82	2002195	31.559	ng		99
28) 2-Nitrophenol	4.361	81	219736	34.124	ng		99
29) 2,4-Dimethylphenol	4.378	107	1072608	36.561	ng		99
30) Bis(2-chloroethoxy)met...	4.455	93	1249320	33.530	ng		98
31) Benzoic Acid	4.455	105	352598m	16.789	ng		47
32) 2,4-Dichlorophenol	4.555	162	1020757	36.285	ng		99
33) 1,2,4-Trichlorobenzene	4.625	180	1002940	29.921	ng		100
36) Naphthalene	4.678	128	2942706	30.557	ng		99
37) 4-Chloroaniline	4.737	65	392321	36.409	ng		95
40) Hexachlorobutadiene	4.813	225	577688	28.076	ng		97
41) 4-Chloro-3-methylphenol	5.148	107	1036573	39.268	ng		97
42) 2-Methylnaphthalene	5.260	142	2239995	31.615	ng		97
43) Hexachlorocyclopentadiene	5.448	237	344342	13.546	ng		99
44) 1,2,4,5-Tetrachloroben...	5.436	216	1118139	28.769	ng		99
46) 2,4,6-Trichlorophenol	5.530	196	771997	34.748	ng		99
47) 2,4,5-Trichlorophenol	5.565	196	813148	34.757	ng		98
49) 2-Chloronaphthalene	5.677	162	2137622	32.152	ng		98
50) 4-Nitroaniline	5.800	65	695591	38.953	ng		96

Quantitation Report (QT Reviewed)

Data Path : H:\SV2019\CHEM29\11NOV\27\
Data File : 1127_39.D
Acq On : 28 Nov 2019 1:53 am
Operator :
Client ID : COMP-2 MSD
Lab ID : CE67556 MSD
ALS Vial : 8 Sample Multiplier: 1

Quant Time: Dec 02 10:44:26 2019
Quant Method : H:\SV2019\CHEM29\METHODS\29_SPLIT_1118.M
Quant Title : Semivolatiles by GC/MS - EPA Method 625/8270
QLast Update : Mon Dec 02 10:40:22 2019
Response via : Initial Calibration

Compound	R.T.	QIon	Response	Conc Units	Dev(Min)
52) Dimethylphthalate	5.965	163	2583615	34.003 ng	99
53) 2,6-Dinitrotoluene	6.035	165	615658	37.285 ng	96
54) Acenaphthylene	6.047	152	3367537	32.588 ng	100
55) 3-Nitroaniline	6.164	138	659785	41.348 ng	99
56) Acenaphthene	6.206	154	2170104	33.523 ng	98
57) 2,4-Dinitrophenol	6.253	184	160017	18.753 ng	100
58) Dibenzofuran	6.341	168	3143904	33.119 ng	99
59) 2,4-Dinitrotoluene	6.376	165	815470	38.755 ng	98
60) 4-Nitrophenol	6.311	65	494771	38.189 ng	92
62) Diethyl phthalate	6.576	149	2681957	34.914 ng	99
63) Fluorene	6.646	166	2593976	33.644 ng	99
64) 4-Chlorophenyl phenyl ...	6.635	204	1315365	32.854 ng	99
65) 2-Nitroaniline	6.705	108	453780	41.088 ng	88
66) 4,6-Dinitro-2-methylph...	6.734	198	390502	30.548 ng	96
67) N-Nitrosodiphenylamine	6.746	169	1900547	33.534 ng	98
68) Azobenzene	6.770	77	2858401	34.989 ng	98
71) 4-Bromophenyl phenyl e...	7.058	248	839249	35.365 ng	97
72) Hexachlorobenzene	7.199	142	312114	34.058 ng	96
74) Pentachlorophenol	7.357	266	454460	33.485 ng	98
75) Pentachloronitrobenzene	7.422	214	236929	32.401 ng	97
77) Phenanthrene	7.486	178	3809527	34.622 ng	99
78) Anthracene	7.522	178	3975706	35.280 ng	99
79) Carbazole	7.669	167	3819496	37.407 ng	100
80) Di-n-butylphthalate	7.980	149	4511064	38.075 ng	99
82) Fluoranthene	8.544	202	4539183	35.190 ng	99
83) Benzidine	8.667	184	588155	7.246 ng	98
84) Pyrene	8.773	202	4674864	35.732 ng	99
87) Benzyl butyl phthalate	9.525	149	2037776	38.445 ng	98
88) Bis(2-ethylhexyl)phtha...	10.418	149	2566211	38.086 ng	100
89) Benz(a)anthracene	10.324	228	4440189	35.640 ng	98
90) Chrysene	10.395	228	4158697	35.049 ng	99
91) Di-n-octylphthalate	11.658	149	4617445	35.312 ng	99
92) 3,3'-dichlorobenzidine	10.313	252	1327168	38.017 ng	99
94) Benzo(b)fluoranthene	12.516	252	4280651	32.806 ng	98
95) Benzo(k)fluoranthene	12.575	252	3919983	31.491 ng	98
96) Benzo(a)pyrene	13.321	252	3896929	34.795 ng	99
97) Indeno(1,2,3-cd)pyrene	16.129	276	4187878	37.178 ng	97
98) Dibenz(a,h)anthracene	16.176	278	4149622	35.502 ng	99
99) Benzo(ghi)perylene	16.552	276	3798404	31.526 ng	99

(#)out of range (m)manual integration reviewed by analyst (+)signals summed

Quantitation Report (QT Reviewed)

Data Path : H:\SV2019\CHEM29\11NOV\27\
Data File : 1127_39.D
Acq On : 28 Nov 2019 1:53 am
Operator :
Client ID : COMP-2 MSD
Lab ID : CE67556 MSD
ALS Vial : 8 Sample Multiplier: 1

Quant Time: Dec 02 10:44:26 2019
Quant Method : H:\SV2019\CHEM29\METHODS\29_SPLIT_1118.M
Quant Title : Semivolatiles by GC/MS - EPA Method 625/8270
QLast Update : Mon Dec 02 10:40:22 2019
Response via : Initial Calibration

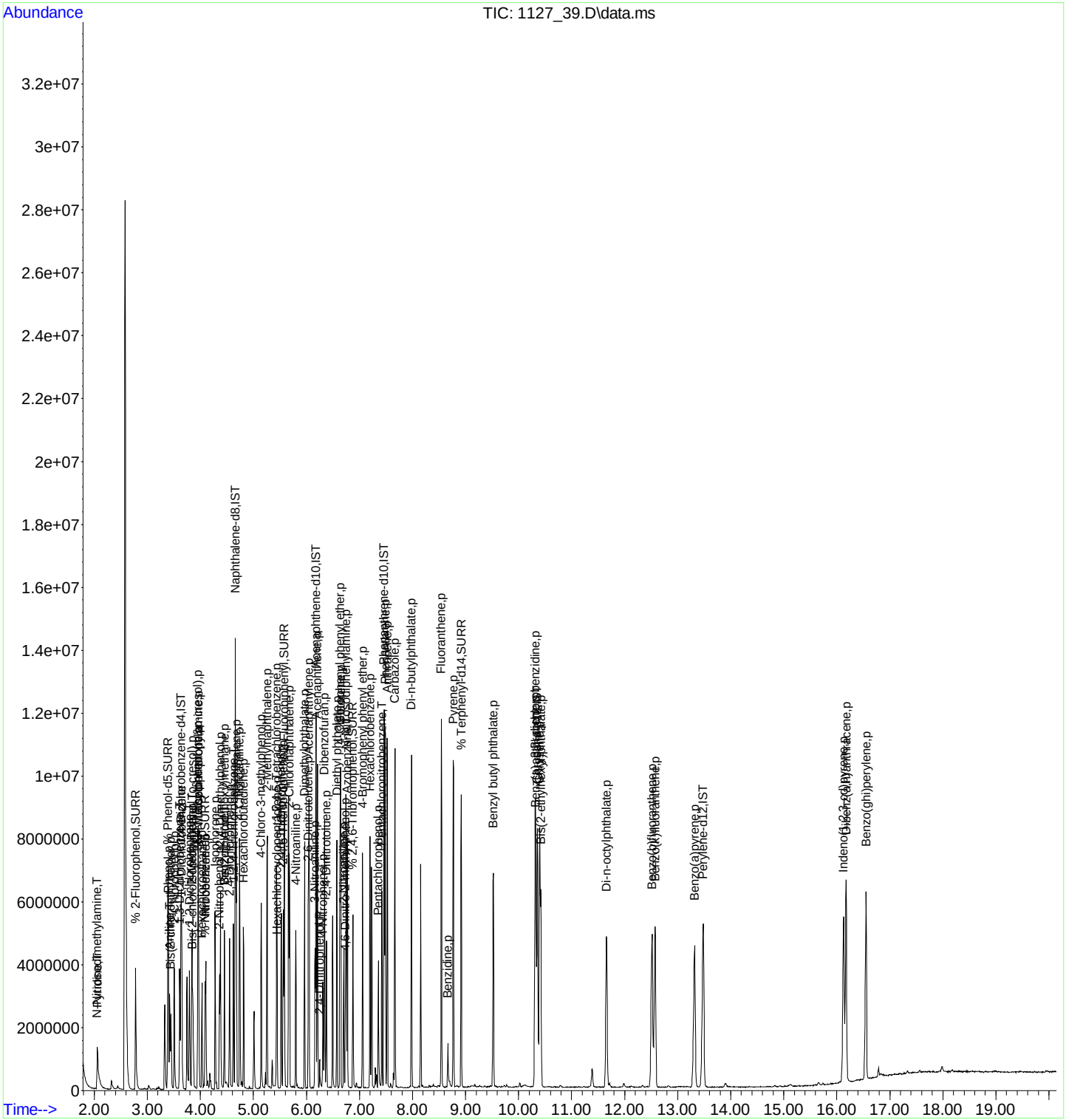

CLIENT ID

SEMIVOLATILE ORGANICS ANALYSIS DATA SHEET

CE67556 BLANK

Client: NETC Lab: Phoenix Env. Labs

SDG No.: GCE67556 Lab Sample ID: CE67556 BL

Sample wt/vol: 15.00 (g/mL) g Lab File ID: 1127_35.D

Concentrated Extract Volume: 1000 (uL) Date Received: 11/25/19

% Moisture: n.a. Date Extracted: 11/27/19

Instrument: CHEM29 Inj. Vol. 1.0 (uL) Date Analyzed: 11/28/19

GPC Cleanup:(Y/N) N pH: Dilution Factor: 1

Matrix: (soil/water) Soil CONCENTRATION UNITS:(ug/L or ug/Kg) ug/Kg

CAS NO.	COMPOUND	CONC.	Q	MDL	PQL	R
62-75-9	N-Nitrosodimethylamine	230	U	94	230	r
110-86-1	Pyridine	230	U	82	230	r
108-95-2	Phenol	230	U	110	230	r
111-44-4	Bis(2-chloroethyl)ether	130	U	90	130	r
62-53-3	Aniline	330	U	330	330	r
95-57-8	2-Chlorophenol	230	U	95	230	r
541-73-1	1,3-Dichlorobenzene	230	U	99	230	r
106-46-7	1,4-Dichlorobenzene	230	U	99	230	r
95-50-1	1,2-Dichlorobenzene	180	U	94	180	r
95-48-7	2-Methylphenol (o-cresol)	230	U	160	230	r
39638-32-9	Bis(2-chloroisopropyl)ether	230	U	93	230	r
621-64-7	N-Nitrosodi-n-propylamine	130	U	110	130	r
HNX - M&P CRESO	3&4-Methylphenol (m&p-cresol)	230	U	130	230	r
98-86-2	Acetophenone	230	U	100	230	r
67-72-1	Hexachloroethane	130	U	100	130	r
98-95-3	Nitrobenzene	130	U	120	130	r
78-59-1	Isophorone	130	U	93	130	r
88-75-5	2-Nitrophenol	230	U	210	230	r
105-67-9	2,4-Dimethylphenol	230	U	83	230	r
111-91-1	Bis(2-chloroethoxy)methane	230	U	92	230	r
65-85-0	Benzoic Acid	330	U	670	330	r
120-83-2	2,4-Dichlorophenol	130	U	120	130	r
120-82-1	1,2,4-Trichlorobenzene	230	U	100	230	r
91-20-3	Naphthalene	230	U	96	230	r
106-47-8	4-Chloroaniline	230	U	160	230	r
87-68-3	Hexachlorobutadiene	230	U	120	230	r
59-50-7	4-Chloro-3-methylphenol	230	U	120	230	r
91-57-6	2-Methylnaphthalene	230	U	99	230	r
77-47-4	Hexachlorocyclopentadiene	230	U	100	230	r
95-94-3	1,2,4,5-Tetrachlorobenzene	230	U	120	230	r
88-06-2	2,4,6-Trichlorophenol	130	U	110	130	r
95-95-4	2,4,5-Trichlorophenol	230	U	180	230	r
91-58-7	2-Chloronaphthalene	230	U	95	230	r
100-01-6	4-Nitroaniline	230	U	110	230	r
131-11-3	Dimethylphthalate	230	U	100	230	r
606-20-2	2,6-Dinitrotoluene	130	U	110	130	r

FORM I SV

r=Result Reported U=Not Detected D=Reported Dilution E/J=Estimated Value X=Not Used S=Lab Solvent

CLIENT ID

SEMIVOLATILE ORGANICS ANALYSIS DATA SHEET

CE67556 BLANK

Client: NETC Lab: Phoenix Env. Labs

SDG No.: GCE67556 Lab Sample ID: CE67556 BL

Sample wt/vol: 15.00 (g/mL) g Lab File ID: 1127_35.D

Concentrated Extract Volume: 1000 (uL) Date Received: 11/25/19

% Moisture: n.a. Date Extracted: 11/27/19

Instrument: CHEM29 Inj. Vol. 1.0 (uL) Date Analyzed: 11/28/19

GPC Cleanup:(Y/N) N pH: Dilution Factor: 1

Matrix: (soil/water) Soil CONCENTRATION UNITS:(ug/L or ug/Kg) ug/Kg

CAS NO.	COMPOUND	CONC.	Q	MDL	PQL	R
208-96-8	Acenaphthylene	130	U	93	130	r
99-09-2	3-Nitroaniline	330	U	330	330	r
83-32-9	Acenaphthene	230	U	100	230	r
51-28-5	2,4-Dinitrophenol	230	U	230	230	r
132-64-9	Dibenzofuran	230	U	97	230	r
121-14-2	2,4-Dinitrotoluene	130	U	130	130	r
100-02-7	4-Nitrophenol	230	U	150	230	r
84-66-2	Diethyl phthalate	230	U	110	230	r
86-73-7	Fluorene	230	U	110	230	r
7005-72-3	4-Chlorophenyl phenyl ether	230	U	110	230	r
88-74-4	2-Nitroaniline	330	U	330	330	r
534-52-1	4,6-Dinitro-2-methylphenol	230	U	170	230	r
86-30-6	N-Nitrosodiphenylamine	130	U	130	130	r
122-66-7	Azobenzene	230	U	110	230	r
101-55-3	4-Bromophenyl phenyl ether	230	U	98	230	r
118-74-1	Hexachlorobenzene	130	U	97	130	r
87-86-5	Pentachlorophenol	230	U	130	230	r
82-68-8	Pentachloronitrobenzene	230	U	120	230	r
85-01-8	Phenanthrene	130	U	95	130	r
120-12-7	Anthracene	230	U	110	230	r
86-74-8	Carbazole	230	U	230	230	r
84-74-2	Di-n-butylphthalate	670	U	330	670	r
206-44-0	Fluoranthene	230	U	110	230	r
92-87-5	Benzidine	330	U	200	330	r
129-00-0	Pyrene	230	U	110	230	r
85-68-7	Benzyl butyl phthalate	230	U	86	230	r
117-81-7	Bis(2-ethylhexyl)phthalate	230	U	96	230	r
56-55-3	Benz(a)anthracene	230	U	110	230	r
218-01-9	Chrysene	230	U	110	230	r
117-84-0	Di-n-octylphthalate	230	U	86	230	r
91-94-1	3,3'-dichlorobenzidine	130	U	130	130	r
205-99-2	Benzo(b)fluoranthene	160	U	110	160	r
207-08-9	Benzo(k)fluoranthene	230	U	110	230	r
50-32-8	Benzo(a)pyrene	130	U	110	130	r
193-39-5	Indeno(1,2,3-cd)pyrene	230	U	110	230	r
53-70-3	Dibenz(a,h)anthracene	130	U	110	130	r

FORM I SV

r=Result Reported U=Not Detected D=Reported Dilution E/J=Estimated Value X=Not Used S=Lab Solvent

CLIENT ID

SEMIVOLATILE ORGANICS ANALYSIS DATA SHEET

CE67556 BLANK

Client:	NETC	Lab:	Phoenix Env. Labs
SDG No.:	GCE67556	Lab Sample ID:	CE67556 BL
Sample wt/vol:	15.00 (g/mL) g	Lab File ID:	1127_35.D
Concentrated Extract Volume:	1000 (uL)	Date Received:	11/25/19
% Moisture:	n.a.	Date Extracted:	11/27/19
Instrument:	CHEM29 Inj. Vol. 1.0 (uL)	Date Analyzed:	11/28/19
GPC Cleanup:(Y/N)	N pH:	Dilution Factor:	1
Matrix: (soil/water)	Soil	CONCENTRATION UNITS:(ug/L or ug/Kg)	ug/Kg

CAS NO.	COMPOUND	CONC.	Q	MDL	PQL	R
191-24-2	Benzo(ghi)perylene	230	U	110	230	r

FORM I SV

r=Result Reported U=Not Detected D=Reported Dilution E/J=Estimated Value X=Not Used S=Lab Solvent

Quantitation Report (QT/LSC Reviewed)

Data Path : H:\SV2019\CHEM29\11NOV\27\
Data File : 1127_35.D
Acq On : 28 Nov 2019 12:15 am
Operator :
Client ID : CE67556 BLANK
Lab ID : CE67556 BLANK
ALS Vial : 4 Sample Multiplier: 1

Quant Time: Dec 02 10:43:47 2019
Quant Method : H:\SV2019\CHEM29\METHODS\29_SPLIT_1118.M
Quant Title : Semivolatiles by GC/MS - EPA Method 625/8270
QLast Update : Mon Dec 02 10:40:09 2019
Response via : Initial Calibration

Compound	R.T.	QIon	Response	Conc	Units	Dev(Min)
Internal Standards						
1) 1,4-Dichlorobenzene-d4	3.638	152	1220226	40.000	ng	0.00
26) Naphthalene-d8	4.660	136	4538327	40.000	ng	0.00
45) Acenaphthene-d10	6.182	164	2486596	40.000	ng	0.00
69) Phenanthrene-d10	7.463	188	4600521	40.000	ng	0.00
86) Chrysene-d12	10.354	240	4203674	40.000	ng	0.00
93) Perylene-d12	13.474	264	4170789	40.000	ng	0.00
System Monitoring Compounds						
6) % 2-Fluorophenol	2.780	112	1287276	35.975	ng	0.01
Spiked Amount 75.000	Range 30 - 130		Recovery	=	47.96%	
7) % Phenol-d5	3.385	99	1900348	42.643	ng	0.00
Spiked Amount 75.000	Range 30 - 130		Recovery	=	56.85%	
24) % Nitrobenzene-d5	4.090	82	1061993	25.658	ng	0.00
Spiked Amount 50.000	Range 30 - 130		Recovery	=	51.32%	
48) % 2-Fluorobiphenyl	5.583	172	2471797	26.585	ng	0.00
Spiked Amount 50.000	Range 30 - 130		Recovery	=	53.16%	
70) % 2,4,6-Tribromophenol	6.875	62	217613	33.032	ng	0.00
Spiked Amount 75.000	Range 30 - 130		Recovery	=	44.04%	
85) % Terphenyl-d14	8.920	244	3394826	31.337	ng	0.00
Spiked Amount 50.000			Recovery	=	62.68%	

Target Compounds Qvalue

(#)out of range (m)manual integration reviewed by analyst (+)signals summed

Quantitation Report (QT/LSC Reviewed)

Data Path : H:\SV2019\CHEM29\11NOV\27\
Data File : 1127_35.D
Acq On : 28 Nov 2019 12:15 am
Operator :
Client ID : CE67556 BLANK
Lab ID : CE67556 BLANK
ALS Vial : 4 Sample Multiplier: 1

Quant Time: Dec 02 10:43:47 2019
Quant Method : H:\SV2019\CHEM29\METHODS\29_SPLIT_1118.M
Quant Title : Semivolatiles by GC/MS - EPA Method 625/8270
QLast Update : Mon Dec 02 10:40:09 2019
Response via : Initial Calibration

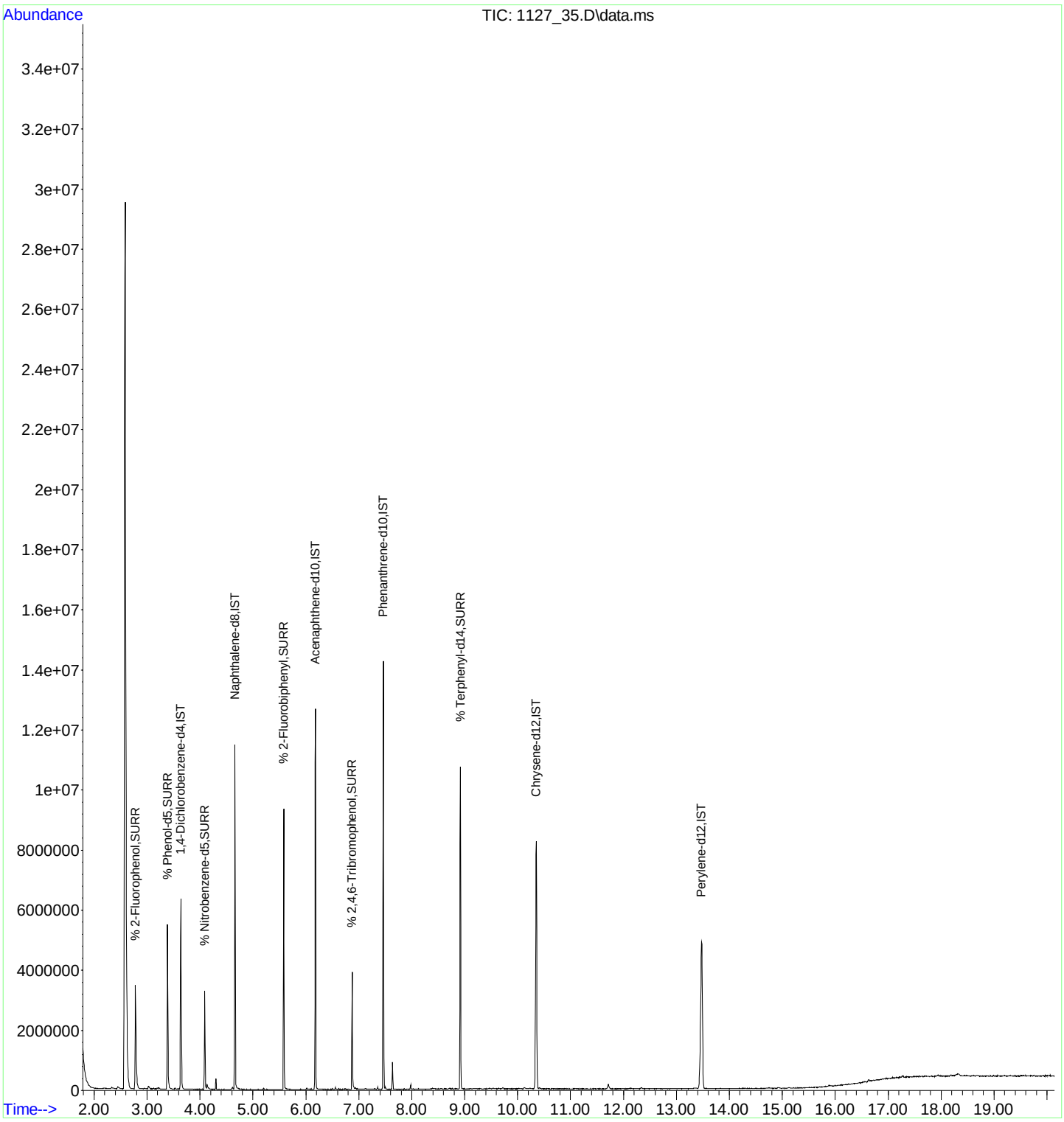

Injection Log

Data Directory: H:\SV2019\CHEM29\11NOV\18\

Line	Vl	FileName	SampleName	MiscInfo	Injection Time
1)	3	1118_01.D	xxxxxxxxxx		11/18/19 12:17
2)	1	1118_02.D	xxxxxxxxxx		11/18/19 12:43
3)	2	1118_03.D	xxxxxxxxxx		11/18/19 13:09
4)	3	1118_04.D	xxxxxxxxxx		11/18/19 19:26
5)	1	1118_05.D	DFTPP TUNE	50PPM DFTPP/BENZ; 93	11/18/19 19:51
6)	2	1118_06.D	xxxxxxxxxx		11/18/19 20:17
7)	3	1118_07.D	xxxxxxxxxx		11/18/19 20:43
8)	4	1118_08.D	ICAL 100	100PPM 8270; 92C	11/18/19 21:09
9)	5	1118_09.D	ICAL 75	75PPM 8270; 92D	11/18/19 21:35
10)	6	1118_10.D	ICAL 50	50PPM 8270; 92E	11/18/19 22:01
11)	7	1118_11.D	ICAL 30	30PPM 8270; 94A	11/18/19 22:26
12)	8	1118_12.D	ICAL 10	10PPM 8270; 92G	11/18/19 22:52
13)	9	1118_13.D	ICAL 5	5PPM 8270; 92H	11/18/19 23:18
14)	10	1118_14.D	ICAL 2.5	2.5PPM 8270; 92I	11/18/19 23:44
15)	11	1118_15.D	ICAL 1	1PPM 8270; 92J	11/19/19 0:10
16)	12	1118_16.D	ICAL 100	100PPM 8270/BENZ; 93	11/19/19 0:36
17)	13	1118_17.D	ICAL 75	75PPM 8270/BENZ; 93D	11/19/19 1:02
18)	14	1118_18.D	ICAL 50	50PPM 8270/BENZ; 93E	11/19/19 1:28
19)	15	1118_19.D	ICAL 30	30PPM 8270/BENZ; 93F	11/19/19 1:54
20)	16	1118_20.D	ICAL 10	10PPM 8270/BENZ; 93G	11/19/19 2:19
21)	17	1118_21.D	ICAL 5	5PPM 8270/BENZ; 93H	11/19/19 2:45
22)	18	1118_22.D	ICAL 2.5	2.5PPM 8270/BENZ; 93	11/19/19 3:11
23)	19	1118_23.D	xxxxxxxxxx		11/19/19 3:37
24)	20	1118_24.D	xxxxxxxxxx		11/19/19 4:03

Injection Log

Data Directory: H:\SV2019\CHEM29\11NOV\27\

Line	Vl	FileName	SampleName	MiscInfo	Injection Time
1)	3	1127_01.D	xxxxxxxxxx		11/27/19 0:56
2)	1	1127_02.D	xxxxxxxxxx		11/27/19 1:20
3)	2	1127_03.D	xxxxxxxxxx		11/27/19 1:45
4)	3	1127_04.D	xxxxxxxxxx		11/27/19 8:53
5)	1	1127_05.D	xxxxxxxxxx		11/27/19 9:18
6)	2	1127_06.D	xxxxxxxxxx		11/27/19 9:42
7)	3	1127_07.D	xxxxxxxxxx		11/27/19 10:29
8)	4	1127_08.D	xxxxxxxxxx		11/27/19 10:54
9)	5	1127_09.D	xxxxxxxxxx		11/27/19 11:18
10)	6	1127_10.D	xxxxxxxxxx		11/27/19 11:43
11)	7	1127_11.D	xxxxxxxxxx		11/27/19 12:07
12)	8	1127_12.D	xxxxxxxxxx		11/27/19 12:32
13)	9	1127_13.D	xxxxxxxxxx		11/27/19 12:56
14)	10	1127_14.D	xxxxxxxxxx		11/27/19 13:21
15)	11	1127_15.D	xxxxxxxxxx		11/27/19 13:46
16)	12	1127_16.D	xxxxxxxxxx		11/27/19 14:10
17)	13	1127_17.D	xxxxxxxxxx		11/27/19 14:35
18)	14	1127_18.D	xxxxxxxxxx		11/27/19 15:00
19)	15	1127_19.D	xxxxxxxxxx		11/27/19 15:24
20)	16	1127_20.D	xxxxxxxxxx		11/27/19 15:49
21)	17	1127_21.D	xxxxxxxxxx		11/27/19 16:13
22)	18	1127_22.D	xxxxxxxxxx		11/27/19 16:38
23)	19	1127_23.D	xxxxxxxxxx		11/27/19 17:02
24)	20	1127_24.D	xxxxxxxxxx		11/27/19 17:27
25)	21	1127_25.D	xxxxxxxxxx		11/27/19 17:51
26)	22	1127_26.D	xxxxxxxxxx		11/27/19 18:16
27)	23	1127_27.D	xxxxxxxxxx		11/27/19 18:41
28)	24	1127_28.D	xxxxxxxxxx		11/27/19 19:05
29)	25	1127_29.D	xxxxxxxxxx		11/27/19 19:30
30)	2	1127_30.D	xxxxxxxxxx		11/27/19 19:54
31)	3	1127_31.D	xxxxxxxxxx		11/27/19 22:37
32)	1	1127_32.D	DFTPP TUNE	50PPM DFTPP/BENZ; 94	11/27/19 23:02
33)	2	1127_33.D	xxxxxxxxxx		11/27/19 23:26
34)	2	1127_34.D	CCAL 30	30PPM 8270; 94W	11/27/19 23:51
35)	4	1127_35.D	CE67556 BLANK	CE67556 BLANK	11/28/19 0:15
36)	5	1127_36.D	CE67556 LCS	CE67556 LCS	11/28/19 0:40
37)	6	1127_37.D	CE67556 LCSD	CE67556 LCSD	11/28/19 1:04
38)	7	1127_38.D	COMP-2 MS	CE67556 MS	11/28/19 1:29
39)	8	1127_39.D	COMP-2 MSD	CE67556 MSD	11/28/19 1:53
40)	9	1127_40.D	COMP-2	CE67556	11/28/19 2:18
41)	10	1127_41.D	xxxxxxxxxx		11/28/19 2:42
42)	11	1127_42.D	xxxxxxxxxx		11/28/19 3:07
43)	12	1127_43.D	xxxxxxxxxx		11/28/19 3:31
44)	13	1127_44.D	xxxxxxxxxx		11/28/19 3:56
45)	14	1127_45.D	xxxxxxxxxx		11/28/19 4:20
46)	15	1127_46.D	xxxxxxxxxx		11/28/19 4:45
47)	16	1127_47.D	xxxxxxxxxx		11/28/19 5:09
48)	17	1127_48.D	xxxxxxxxxx		11/28/19 5:34
49)	18	1127_49.D	xxxxxxxxxx		11/28/19 5:58
50)	19	1127_50.D	xxxxxxxxxx		11/28/19 6:23
51)	20	1127_51.D	xxxxxxxxxx		11/28/19 6:48
52)	21	1127_52.D	xxxxxxxxxx		11/28/19 7:12
53)	22	1127_53.D	xxxxxxxxxx		11/28/19 7:37
54)	23	1127_54.D	xxxxxxxxxx		11/28/19 8:01
55)	24	1127_55.D	xxxxxxxxxx		11/28/19 8:25
56)	25	1127_56.D	xxxxxxxxxx		11/28/19 8:50
57)	26	1127_57.D	xxxxxxxxxx		11/28/19 9:14
58)	27	1127_58.D	xxxxxxxxxx		11/28/19 9:39
59)	28	1127_59.D	CCAL 30	30PPM 8270; 94W	11/28/19 10:03

ASE **Soil Ext. for Semi- Vol**

ASESV-508180 **QAQC Code** #Q$8270S **QAQC Sample #** CE67556 11/27/19 1:50 PM

	Sample / C#	Acode	Analysis/ ASE Id	Wt(g)	Surrogate Vol (ml)	Final Vol (ml)	Cell #	Comments	Start Date	Finish Date	Initials
0	CE67556 **	BLK	ASE #7	15	0.5	1	T153	(1)	11/27	11/27	KK/ALE
0	CE67556 **	LCS	ASE #7	15	0.5	1	E13	1 ML + 1	11/27	11/27	VV/ALE
0	CE67556 **	LCSD	ASE #7	15	0.5	1	P281	1 ML + 1	11/27	11/27	VV/ALE
0	CE67556 ** - 9	MS	ASE #7	15.19	0.5	1	X205	1 ML + 1	11/27	11/27	#######
0	CE67556 ** - 9	MSD	ASE #7	15.30	0.5	1	T53	1 ML + 1	11/27	11/27	#######
1	CE67556 ** - 9	ASESV	ASE #7	15.15	0.5	1	X120		11/27	11/27	#######
2	CE67789 ** - 6	ASESV	ASE #7 VOA	15.03	0.5	1	X71		11/27	11/27	#######
3	CE68641 ** - 1	ASESV	ASE #7 VOA	15.16	0.5	1	904		11/27	11/27	#######
4	CE68642 ** - 3	ASESV	ASE #7 VOA	15.44	0.5	1	R312		11/27	11/27	#######
5	CE68643 ** - 3	ASESV	ASE #7 VOA	15.44	0.5	1	T249		11/27	11/27	#######
6	CE68644 ** - 1	ASESV	ASE #7 VOA	15.26	0.5	1	A03		11/27	11/27	#######
7	CE68910 ** - 8	ASESV	ASE #7 VOA	15.33	0.5	1	P215		11/27	11/27	KK/ALE
8	CE69085 * - 4	ASESV	ASE #7 VOA	15.01	0.5	1	P227		11/27	11/27	KK/ALE
9	CE69086 * - 3	ASESV	ASE #7 VOA	15.08	0.5	1	E193		11/27	11/27	KK/ALE
10	CE69087 * - 4	ASESV	ASE #7 VOA	15.05	0.5	1	T233		11/27	11/27	KK/ALE
11	CE69143 ** - 5	ASESV	ASE #7 VOA	15.04	0.5	1	P213		11/27	11/27	KK/ALE
12	CE69241 ** - 4	ASESV	ASE #7 VOA	15.29	0.5	1	P281		11/27	11/27	KK/ALE
13	CE69112 ** - 4	ASESV	ASE #7	15.36	0.5	1	T121		11/27	11/27	#######
14	CE69114 ** - 4	ASESV	ASE #7	15.12	0.5	1	T30		11/27	11/27	#######
15	CE69116 ** - 1	ASESV	ASE #7	15.26	0.5	1	T227		11/27	11/27	#######
16	CE69124 ** - 3	ASESV	ASE #7 VOA	15.13	0.5	1	T20		11/27	11/27	#######
17	CE69302 ** - 1	ASESV	ASE #7 VOA	15.48	0.5	1	E18		11/27	11/27	######
18	CE69303 ** - 1	ASESV	ASE #7 VOA	15.06	0.5	1	E70		11/27	11/27	######
19	CE69304 ** - 8	ASESV	ASE #7 VOA	15.34	0.5	1	P225		11/27	11/27	######
20	CE69327 ** - 2	ASESV	ASE #7 VOA	15.23	0.5	1	E89		11/27	11/27	######

QC Rpt Cmnt

Prep Comment

Post Comment

Surrogate Id # ultra (CUS-8804) **Tracking #** **Time In**

Spike # **Tracking #** **Time Out**

LCSID # **Tracking #** **Temp**

Standards **Time Basic**

Vendor Id	Item ID	Phoenix Lot Number	Vendor Lot Number	Expiration Date
Brand-Nu	Acetone	S#O0M	236884	05/22/20
Brand-Nu	Dcm	S#O0R	DX321-US	05/22/20
Phoenix	SVOA - 50ppm Benzidine Spike	SVOA94M	----------	11/19/20
Phoenix	SVOA - SV Spike	SVOA94T	----------	09/26/20
Ultra	Semi-volatile Sm Surrogate W/o Color Ind. Cus-8804	S#NLC	6489869	05/24/20

PHOENIX
Environmental Laboratories, Inc.

587 East Middle Turnpike, P.O. Box 370, Manchester, CT 06040
Telephone: 860.645.1102 • Fax: 860.645.0823

NY ANALYTICAL SERVICES PROTOCOL
DATA PACKAGE

Client: NETC

125 BATH STREET

Laboratory Project: GCE67556

Volatiles (Soil)
Ver 1

Organic Data Flags

LOD(MDL): Limit of Detection or Method Detection Limit
The minimum reportable concentration that can be measured with confidence.

PQL(RL): Practical Quantitation Level or Reporting Level
This value is at or above the MDL and is supported by the lowest calibration standard.

· · Q Qualifiers:

U - The compound was analyzed for but not detected at or above the MDL. The number immediately preceding the "U" represents the PQL reporting level corrected for percent solids, weight and/or volume calculations, and dilution factors.

J - Indicates an estimated value, may indicate one of the following, depending on the situation:
a) The reported value is estimated and below the MDL
b) Used when estimating a concentration for TIC where a 1:1 response is assumed or when the result indicates the presence of a compound that meets the indentification criteria, but the results is less than the quantitation limit, but greater than zero.
c) QC associated with this analyte is within warning limits.

X - The concentration is not reported. This quantitation file was not evaluated for this compound at this dilution; a volatile purging or related issue may be the cause.

L - Biased Low

N - The concentration is based on the response of the nearest internal. This flag is used on the TIC form for all compounds identified.

S - This compound is a solvent that is used in the laboratory. Laboratory contamination is suspected if concentration is less than five times the reporting level.

B - This compound was also present in the method blank

D - The reported concentration is the result of a diluted analysis.

E - The reported value is estimated because the concentration exceeded the calibration range.

A - Indicates that the tentatively identified compound is a suspected aldol condensation product. Aldol condensation products are produced during the extraction process.

Q - For TICS, this compound was quantitated using a calibration curve. This compound is part of the instrument method, but not part of the client target list.

P- Percent difference is greater than 25% between the two GC columns and the lower result is reported.

PHOENIX
Environmental Laboratories, Inc.
587 East Middle Turnpike, P.O.Box 370, Manchester, CT 06040
Tel. (860) 645-1102 Fax (860) 645-0823

ACCREDITED IN ACCORDANCE WITH nelac NY # 11301

SDG: GCE67556

Volatile Soil Conformance / Non-Conformance Summary

Project ID / Client ID: 125 BATH STREET, NETC

Form 1 (Analysis):

No observations noted.

Form 2 (Surrogates):

All surrogates met criteria with the following exceptions: None.

Form 3 (Laboratory Control/Matrix Spike):

Sample: CE67557 LCS
All LCS recoveries met criteria with the following exceptions: None.
All LCSD recoveries met criteria with the following exceptions: Dichlorodifluoromethane 131%
All LCS/LCSD RPDs met criteria with the following exceptions: None.

Sample: CE67557 MS
All MS recoveries met criteria with the following exceptions: Chloroethane 66%, Trichlorofluoromethane 62%, Acetone 168%
All MSD recoveries met criteria with the following exceptions: Dichlorodifluoromethane 131%, Bromomethane 133%, Chloroethane 131%, Acetone 54%, Naphthalene 69%
All MS/MSD RPDs met criteria with the following exceptions: Chloroethane 66.0%, Trichlorofluoromethane 69.5%, Acetone 103%

Form 4 (Method Blank):

File: CHEM14 1126_09.D
All compounds were non-detect with the following exceptions: None.

Form 5 (Tune):

File: CHEM03 1126_67.D
All Tune criteria was met with the following exceptions: None.

File: CHEM14 1124_13.D
All Tune criteria was met with the following exceptions: None.

File: CHEM14 1126_01.D
All Tune criteria was met with the following exceptions: None.

Form 6 (Initial Calibration):

Calibration: CHEM14 11/24/19 - 11/24/19
96% of method compounds met criteria.
The following compounds did not meet % deviation criteria: Dibromochloromethane 20.7% (20) , Bromoform 24.1% (20) , trans-1,4-Dichloro-2-butene 20.0% (20) , 1,2-Dibromo-3-Chloropropane 24.1% (20)
The following compounds did not meet maximum % deviations: None.
The following compounds did not meet recommended response factors: Acetone 0.074 (0.1) , Tetrachloroethene 0.191 (0.2) , Bromoform 0.085 (0.1)
The following compounds did not meet minimum response factors: None.

Form 7 (Continuing Calibration):

PHOENIX
Environmental Laboratories, Inc.
587 East Middle Turnpike, P.O.Box 370, Manchester, CT 06040
Tel. (860) 645-1102 Fax (860) 645-0823

ACCREDITED IN ACCORDANCE WITH nelac NY # 11301

SDG: GCE67556

Volatile Soil Conformance / Non-Conformance Summary

Project ID / Client ID: 125 BATH STREET, NETC

File: CHEM03 1126_68.D (Opening)
96% of method compounds met criteria.
Internal standard areas were within 50 to 200% of the initial calibration with the following exceptions: None.
The following compounds did not meet % deviation criteria: None.
The following compounds did not meet maximum % deviations: None.
The following compounds did not meet recommended response factors: None.
The following compounds did not meet minimum response factors: None.

File: CHEM03 1127_31.D (Closing)
The following compounds did not meet maximum % deviations: None.
The following compounds did not meet minimum response factors: None.

File: CHEM14 1126_01.D (Opening)
91% of method compounds met criteria.
Internal standard areas were within 50 to 200% of the initial calibration with the following exceptions: None.
The following compounds did not meet % deviation criteria: Chloroethane -21.5% (20) , Trichlorotrifluoroethane -23.7% (20) , 4-Chlorotoluene 20.9% (20) , 1,3-Dichlorobenzene 23.0% (20) , 1,4-Dichlorobenzene 22.8% (20) , n-Butylbenzene 20.6% (20) , 1,2,4 Trichlorobenzene 36.7% (20) , 1,2,3-Trichlorobenzene 28.8% (20)
The following compounds did not meet maximum % deviations: None.
The following compounds did not meet recommended response factors: Acetone 0.085 (0.1) , Tetrachloroethene 0.172 (0.2) , Bromoform 0.088 (0.1)
The following compounds did not meet minimum response factors: None.

File: CHEM14 1126_32.D (Closing)
The following compounds did not meet maximum % deviations: None.
The following compounds did not meet minimum response factors: None.

Form 8 (Internal Standard and Retention Time):

File: CHEM03 - VT-L111719.M / 1126_68.D
All samples met internal standard area and retention time critieria with the following exceptions: None.

File: CHEM14 - VT112419.M / 1124_17.D
All samples met internal standard area and retention time critieria with the following exceptions: None.

File: CHEM14 - VT112419.M / 1126_01.D
All samples met internal standard area and retention time critieria with the following exceptions:
1126_24.D - GRAB-2: 1,4-Dichlorobenzene-d4; Area 30227 (81399 - 337108), 1,4-Difluorobenzene; Area 67395 (174089 - 720975), Chlorobenzene-d5; Area 64586 (170974 - 708076), Pentafluorobenzene; Area 43988 (115954 - 480213)

Volatile Comment:
Poor IS recoveries were observed for the first low level volatiles due to dirt in the threads of the vial preventing the sample from purging. Both low level runs are reported in order to provide the client requested MS/MSD.

12/04/19

Alejandro Paredes
Project Manager

2C
Soil VOLATILE SYSTEM MONITORING COMPOUND RECOVERY

Lab Name: Phoenix Environmental Labs Client: NETC

Lab Code: Phoenix Case No.: SDG: GCE67556

QC Batch Id: 508143 QC Sample Id: CE67557

	CLIENT ID	LAB ID	SMC1 DBFM #	SMC2 TOL #	SMC3 BFB #	SMC4 DCB #	TOT OUT
01	CE67557 LCS	CE67557 LCS	98	101	101	101	0
02	CE67557 LCSD	CE67557 LCSD	99	101	100	102	0
03	CE67557 BLANK	CE67557 BLANK	99	96	100	96	0
04	GRAB-2	CE67557	96	97	101	104	0
05	GRAB-2 MS	CE67557 MS	99	101	100	103	0
06	GRAB-2 MSD	CE67557 MSD	98	102	100	100	0
07							
08							
09							
10							
11							
12							
13							
14							
15							
16							
17							
18							
19							
20							
21							
22							
23							
24							
25							
26							
27							
28							
29							
30							

			QC LIMITS
SMC1	DBFM	Dibromofluoromethane	(70-130)
SMC2	TOL	Toluene-d8	(70-130)
SMC3	BFB	Bromofluorobenzene	(70-130)
SMC4	DCB	1,2-dichlorobenzene-d4	(70-130)

Column to be used to flag recovery values
* Values outside of contract required QC limits
D Surrogate diluted out

FORM II VOA

3D
SOIL VOLATILE LCS SPIKE / LCS SPIKE DUPLICATE RECOVERY

Lab Name: Phoenix Environmental Labs Client: NETC

Lab Code: Phoenix Case No: SAS No: SDG No GCE67556

LCS Spike - Client Id: CE67557 LCS Level:(low/med) Low

COMPOUND	SPIKE ADDED (ug/Kg)	SAMPLE CONCENTRATION (ug/Kg)	LCS CONCENTRATION (ug/Kg)	LCS % REC #	QC. LIMITS REC.	
Dichlorodifluoromethane	50	0.0	53.59	107	70	130
Chloromethane	50	0.0	52.05	104	70	130
Vinyl Chloride	50	0.0	54.75	109	70	130
Bromomethane	50	0.0	58.18	116	70	130
Chloroethane	50	0.0	63.27	127	70	130
Trichlorofluoromethane	50	0.0	58.36	117	70	130
1,1-Dichloroethene	50	0.0	60.14	120	70	130
Trichlorotrifluoroethane	50	0.0	52.37	105	70	130
Carbon Disulfide	50	0.0	60.82	122	70	130
Methylene Chloride	50	0.0	57.31	115	70	130
Acetone	50	0.0	50.75	102	70	130
Trans-1,2-Dichloroethene	50	0.0	52.79	106	70	130
Methyl t-Butyl Ether (MTBE)	50	0.0	47.15	94	70	130
1,1-Dichloroethane	50	0.0	46.83	94	70	130
Acrylonitrile	50	0.0	43.66	87	70	130
Cis-1,2-Dichloroethene	50	0.0	45.67	91	70	130
2,2-Dichloropropane	50	0.0	51.71	103	70	130
Bromochloromethane	50	0.0	49.47	99	70	130
Chloroform	50	0.0	48.95	98	70	130

COMPOUND	SPIKE ADDED (ug/Kg)	LCSD CONCENTRATION (ug/Kg)	LCSD % REC #	% RPD #	QC LIMITS RPD	REC.	
Dichlorodifluoromethane	50	65.68	131 *	20.2	30	70	130
Chloromethane	50	54.07	108	3.8	30	70	130
Vinyl Chloride	50	57.57	115	5.4	30	70	130
Bromomethane	50	61.11	122	5.0	30	70	130
Chloroethane	50	65.10	130	2.3	30	70	130
Trichlorofluoromethane	50	63.19	126	7.4	30	70	130
1,1-Dichloroethene	50	61.98	124	3.3	30	70	130
Trichlorotrifluoroethane	50	61.31	123	15.8	30	70	130
Carbon Disulfide	50	62.99	126	3.2	30	70	130
Methylene Chloride	50	60.30	121	5.1	30	70	130
Acetone	50	57.85	116	12.8	30	70	130
Trans-1,2-Dichloroethene	50	54.34	109	2.8	30	70	130
Methyl t-Butyl Ether (MTBE)	50	48.48	97	3.1	30	70	130
1,1-Dichloroethane	50	48.95	98	4.2	30	70	130
Acrylonitrile	50	45.67	91	4.5	30	70	130
Cis-1,2-Dichloroethene	50	49.25	99	8.4	30	70	130
2,2-Dichloropropane	50	53.79	108	4.7	30	70	130
Bromochloromethane	50	49.75	100	1.0	30	70	130
Chloroform	50	51.13	102	4.0	30	70	130

FORM III VOA

3D
SOIL VOLATILE LCS SPIKE / LCS SPIKE DUPLICATE RECOVERY

Lab Name: Phoenix Environmental Labs Client: NETC

Lab Code: Phoenix Case No: SAS No: SDG No GCE67556

LCS Spike - Client Id: CE67557 LCS Level:(low/med) Low

COMPOUND	SPIKE ADDED (ug/Kg)	SAMPLE CONCENTRATION (ug/Kg)	LCS CONCENTRATION (ug/Kg)	LCS % REC #	QC. LIMITS REC.	
Carbon Tetrachloride	50	0.0	50.76	102	70	130
Tetrahydrofuran (THF)	125	0.0	110.2	88	70	130
1,1,1-Trichloroethane	50	0.0	49.15	98	70	130
Methyl Ethyl Ketone	50	0.0	46.50	93	70	130
1,1-Dichloropropene	50	0.0	47.88	96	70	130
Benzene	50	0.0	47.90	96	70	130
1,2-Dichloroethane	50	0.0	51.82	104	70	130
Trichloroethene	50	0.0	48.32	97	70	130
Dibromomethane	50	0.0	50.52	101	70	130
1,2-dichloropropane	50	0.0	48.17	96	70	130
Bromodichloromethane	50	0.0	54.15	108	70	130
cis-1,3-Dichloropropene	50	0.0	50.27	101	70	130
Toluene	50	0.0	48.58	97	70	130
4-Methyl-2-Pentanone	50	0.0	48.23	96	70	130
Tetrachloroethene	50	0.0	49.05	98	70	130
trans-1,3-Dichloropropene	50	0.0	52.16	104	70	130
1,1,2-Trichloroethane	50	0.0	48.43	97	70	130
Dibromochloromethane	50	0.0	52.47	105	70	130
1,3-Dichloropropane	50	0.0	47.47	95	70	130

COMPOUND	SPIKE ADDED (ug/Kg)	LCSD CONCENTRATION (ug/Kg)	LCSD % REC #	% RPD #	QC LIMITS RPD	REC.	
Carbon Tetrachloride	50	53.92	108	5.7	30	70	130
Tetrahydrofuran (THF)	125	114.6	92	4.4	30	70	130
1,1,1-Trichloroethane	50	51.94	104	5.9	30	70	130
Methyl Ethyl Ketone	50	48.48	97	4.2	30	70	130
1,1-Dichloropropene	50	49.75	100	4.1	30	70	130
Benzene	50	49.60	99	3.1	30	70	130
1,2-Dichloroethane	50	53.63	107	2.8	30	70	130
Trichloroethene	50	50.54	101	4.0	30	70	130
Dibromomethane	50	51.67	103	2.0	30	70	130
1,2-dichloropropane	50	49.81	100	4.1	30	70	130
Bromodichloromethane	50	55.72	111	2.7	30	70	130
cis-1,3-Dichloropropene	50	51.98	104	2.9	30	70	130
Toluene	50	50.46	101	4.0	30	70	130
4-Methyl-2-Pentanone	50	50.12	100	4.1	30	70	130
Tetrachloroethene	50	51.04	102	4.0	30	70	130
trans-1,3-Dichloropropene	50	53.96	108	3.8	30	70	130
1,1,2-Trichloroethane	50	49.52	99	2.0	30	70	130
Dibromochloromethane	50	53.31	107	1.9	30	70	130
1,3-Dichloropropane	50	48.65	97	2.1	30	70	130

FORM III VOA

3D
SOIL VOLATILE LCS SPIKE / LCS SPIKE DUPLICATE RECOVERY

Lab Name: Phoenix Environmental Labs Client: NETC

Lab Code: Phoenix Case No: SAS No: SDG No GCE67556

LCS Spike - Client Id: CE67557 LCS Level:(low/med) Low

COMPOUND	SPIKE ADDED (ug/Kg)	SAMPLE CONCENTRATION (ug/Kg)	LCS CONCENTRATION (ug/Kg)	LCS % REC #	QC. LIMITS REC.	
1,2-Dibromoethane	50	0.0	47.43	95	70	130
2-Hexanone	50	0.0	43.31	87	70	130
Chlorobenzene	50	0.0	48.40	97	70	130
Ethylbenzene	50	0.0	47.24	94	70	130
1,1,1,2-Tetrachloroethane	50	0.0	50.01	100	70	130
m&p-Xylene	100	0.0	93.35	93	70	130
o-Xylene	50	0.0	47.46	95	70	130
Styrene	50	0.0	47.60	95	70	130
Bromoform	50	0.0	51.44	103	70	130
Isopropylbenzene	50	0.0	44.05	88	70	130
Bromobenzene	50	0.0	47.83	96	70	130
n-Propylbenzene	50	0.0	45.03	90	70	130
1,1,2,2-Tetrachloroethane	50	0.0	48.43	97	70	130
2-Chlorotoluene	50	0.0	46.30	93	70	130
1,3,5-Trimethylbenzene	50	0.0	44.50	89	70	130
1,2,3-Trichloropropane	50	0.0	46.83	94	70	130
trans-1,4-Dichloro-2-butene	250	0.0	251.0	100	70	130
4-Chlorotoluene	50	0.0	45.19	90	70	130
tert-Butylbenzene	50	0.0	42.83	86	70	130

COMPOUND	SPIKE ADDED (ug/Kg)	LCSD CONCENTRATION (ug/Kg)	LCSD % REC #	% RPD #	QC LIMITS RPD	REC.	
1,2-Dibromoethane	50	48.71	97	2.1	30	70	130
2-Hexanone	50	45.61	91	4.5	30	70	130
Chlorobenzene	50	49.54	99	2.0	30	70	130
Ethylbenzene	50	49.24	98	4.2	30	70	130
1,1,1,2-Tetrachloroethane	50	51.53	103	3.0	30	70	130
m&p-Xylene	100	95.29	95	2.1	30	70	130
o-Xylene	50	48.60	97	2.1	30	70	130
Styrene	50	48.37	97	2.1	30	70	130
Bromoform	50	53.64	107	3.8	30	70	130
Isopropylbenzene	50	47.14	94	6.6	30	70	130
Bromobenzene	50	49.80	100	4.1	30	70	130
n-Propylbenzene	50	47.95	96	6.5	30	70	130
1,1,2,2-Tetrachloroethane	50	50.43	101	4.0	30	70	130
2-Chlorotoluene	50	48.34	97	4.2	30	70	130
1,3,5-Trimethylbenzene	50	47.59	95	6.5	30	70	130
1,2,3-Trichloropropane	50	49.73	99	5.2	30	70	130
trans-1,4-Dichloro-2-butene	250	259.0	104	3.9	30	70	130
4-Chlorotoluene	50	47.04	94	4.3	30	70	130
tert-Butylbenzene	50	47.27	95	9.9	30	70	130

FORM III VOA

3D
SOIL VOLATILE LCS SPIKE / LCS SPIKE DUPLICATE RECOVERY

Lab Name: Phoenix Environmental Labs Client: NETC

Lab Code: Phoenix Case No: SAS No: SDG No GCE67556

LCS Spike - Client Id: CE67557 LCS Level:(low/med) Low

COMPOUND	SPIKE ADDED (ug/Kg)	SAMPLE CONCENTRATION (ug/Kg)	LCS CONCENTRATION (ug/Kg)	LCS % REC #	QC. LIMITS REC.	
1,2,4-Trimethylbenzene	50	0.0	44.26	89	70	130
sec-Butylbenzene	50	0.0	44.79	90	70	130
p-Isopropyltoluene	50	0.0	43.56	87	70	130
1,3-Dichlorobenzene	50	0.0	46.82	94	70	130
1,4-Dichlorobenzene	50	0.0	47.20	94	70	130
2-Isopropyltoluene	50	0.0	43.09	86	70	130
n-Butylbenzene	50	0.0	44.97	90	70	130
1,2-Dichlorobenzene	50	0.0	47.55	95	70	130
1,2-Dibromo-3-Chloropropane	50	0.0	47.21	94	70	130
Hexachlorobutadiene	50	0.0	41.04	82	70	130
1,2,4-Trichlorobenzene	50	0.0	47.47	95	70	130
Naphthalene	50	0.0	46.73	93	70	130
1,2,3-Trichlorobenzene	50	0.0	46.71	93	70	130

COMPOUND	SPIKE ADDED (ug/Kg)	LCSD CONCENTRATION (ug/Kg)	LCSD % REC #	% RPD #	QC LIMITS RPD	REC.	
1,2,4-Trimethylbenzene	50	46.77	94	5.5	30	70	130
sec-Butylbenzene	50	49.80	100	10.5	30	70	130
p-Isopropyltoluene	50	48.40	97	10.9	30	70	130
1,3-Dichlorobenzene	50	48.02	96	2.1	30	70	130
1,4-Dichlorobenzene	50	48.38	97	3.1	30	70	130
2-Isopropyltoluene	50	47.29	95	9.9	30	70	130
n-Butylbenzene	50	50.44	101	11.5	30	70	130
1,2-Dichlorobenzene	50	49.49	99	4.1	30	70	130
1,2-Dibromo-3-Chloropropane	50	49.63	99	5.2	30	70	130
Hexachlorobutadiene	50	49.17	98	17.8	30	70	130
1,2,4-Trichlorobenzene	50	49.86	100	5.1	30	70	130
Naphthalene	50	49.23	98	5.2	30	70	130
1,2,3-Trichlorobenzene	50	49.47	99	6.3	30	70	130

FORM III VOA

3D
SOIL VOLATILE MATRIX SPIKE / MATRIX SPIKE DUPLICATE RECOVERY

Lab Name: Phoenix Environmental Labs Client: NETC

Lab Code: Phoenix Case No: SAS No: SDG No GCE67556

Matrix Spike - Client Id: CE67557 / GRAB-2 MS Level:(low/med) Low

COMPOUND	SPIKE ADDED (ug/Kg)	SAMPLE CONCENTRATION (ug/Kg)	MS CONCENTRATION (ug/Kg)	MS % REC #	QC. LIMITS REC.	
Dichlorodifluoromethane	52.63	0.0	65.70	125	70	130
Chloromethane	52.63	0.0	56.36	107	70	130
Vinyl Chloride	52.63	0.0	58.21	111	70	130
Bromomethane	52.63	0.0	55.46	105	70	130
Chloroethane	52.63	0.0	34.77	66 *	70	130
Trichlorofluoromethane	52.63	0.0	32.64	62 *	70	130
1,1-Dichloroethene	52.63	0.0	61.18	116	59	172
Trichlorotrifluoroethane	52.63	0.0	62.36	118	70	130
Carbon Disulfide	52.63	0.0	56.65	108	70	130
Methylene Chloride	52.63	0.0	59.39	113	70	130
Acetone	52.63	26	114.2	168 *	70	130
Trans-1,2-Dichloroethene	52.63	0.0	54.93	104	70	130
Methyl t-Butyl Ether (MTBE)	52.63	0.0	52.87	100	70	130
1,1-Dichloroethane	52.63	0.0	51.71	98	70	130
Acrylonitrile	52.63	0.0	56.01	106	70	130
Cis-1,2-Dichloroethene	52.63	0.0	50.53	96	70	130
2,2-Dichloropropane	52.63	0.0	56.60	108	70	130
Bromochloromethane	52.63	0.0	52.89	100	70	130
Chloroform	52.63	0.0	53.90	102	70	130

COMPOUND	SPIKE ADDED (ug/Kg)	MSD CONCENTRATION (ug/Kg)	MSD % REC #	% RPD #	QC LIMITS RPD	REC.	
Dichlorodifluoromethane	52.63	69.10	131 *	4.7	30	70	130
Chloromethane	52.63	56.85	108	0.9	30	70	130
Vinyl Chloride	52.63	60.60	115	3.5	30	70	130
Bromomethane	52.63	70.15	133 *	23.5	30	70	130
Chloroethane	52.63	69.02	131 *	66.0 *	30	70	130
Trichlorofluoromethane	52.63	67.28	128	69.5 *	30	70	130
1,1-Dichloroethene	52.63	64.62	123	5.9	30	59	172
Trichlorotrifluoroethane	52.63	66.58	127	7.3	30	70	130
Carbon Disulfide	52.63	62.49	119	9.7	30	70	130
Methylene Chloride	52.63	60.70	115	1.8	30	70	130
Acetone	52.63	53.83	54 *	102.7 *	30	70	130
Trans-1,2-Dichloroethene	52.63	58.75	112	7.4	30	70	130
Methyl t-Butyl Ether (MTBE)	52.63	52.13	99	1.0	30	70	130
1,1-Dichloroethane	52.63	52.51	100	2.0	30	70	130
Acrylonitrile	52.63	44.31	84	23.2	30	70	130
Cis-1,2-Dichloroethene	52.63	49.15	93	3.2	30	70	130
2,2-Dichloropropane	52.63	55.23	105	2.8	30	70	130
Bromochloromethane	52.63	51.77	98	2.0	30	70	130
Chloroform	52.63	54.12	103	1.0	30	70	130

FORM III VOA

3D
SOIL VOLATILE MATRIX SPIKE / MATRIX SPIKE DUPLICATE RECOVERY

Lab Name: Phoenix Environmental Labs Client: NETC

Lab Code: Phoenix Case No: SAS No: SDG No GCE67556

Matrix Spike - Client Id: CE67557 / GRAB-2 MS Level:(low/med) Low

COMPOUND	SPIKE ADDED (ug/Kg)	SAMPLE CONCENTRATION (ug/Kg)	MS CONCENTRATION (ug/Kg)	MS % REC #	QC. LIMITS REC.	
Carbon Tetrachloride	52.63	0.0	54.88	104	70	130
Tetrahydrofuran (THF)	131.6	0.0	142.3	108	70	130
1,1,1-Trichloroethane	52.63	0.0	54.89	104	70	130
Methyl Ethyl Ketone	52.63	0.0	59.01	112	70	130
1,1-Dichloropropene	52.63	0.0	51.10	97	70	130
Benzene	52.63	0.0	50.86	97	66	142
1,2-Dichloroethane	52.63	0.0	54.73	104	70	130
Trichloroethene	52.63	0.0	49.89	95	62	137
Dibromomethane	52.63	0.0	52.93	101	70	130
1,2-dichloropropane	52.63	0.0	51.35	98	70	130
Bromodichloromethane	52.63	0.0	54.91	104	70	130
cis-1,3-Dichloropropene	52.63	0.0	48.68	92	70	130
Toluene	52.63	0.0	49.95	95	59	139
4-Methyl-2-Pentanone	52.63	0.0	57.61	109	70	130
Tetrachloroethene	52.63	0.0	50.50	96	70	130
trans-1,3-Dichloropropene	52.63	0.0	48.57	92	70	130
1,1,2-Trichloroethane	52.63	0.0	52.11	99	70	130
Dibromochloromethane	52.63	0.0	51.50	98	70	130
1,3-Dichloropropane	52.63	0.0	48.81	93	70	130

COMPOUND	SPIKE ADDED (ug/Kg)	MSD CONCENTRATION (ug/Kg)	MSD % REC #	% RPD #	QC LIMITS RPD	REC.	
Carbon Tetrachloride	52.63	56.55	107	2.8	30	70	130
Tetrahydrofuran (THF)	131.6	117.6	89	19.3	30	70	130
1,1,1-Trichloroethane	52.63	56.22	107	2.8	30	70	130
Methyl Ethyl Ketone	52.63	45.36	86	26.3	30	70	130
1,1-Dichloropropene	52.63	51.26	97	0.0	30	70	130
Benzene	52.63	51.83	98	1.0	30	66	142
1,2-Dichloroethane	52.63	53.88	102	1.9	30	70	130
Trichloroethene	52.63	51.53	98	3.1	30	62	137
Dibromomethane	52.63	51.50	98	3.0	30	70	130
1,2-dichloropropane	52.63	51.95	99	1.0	30	70	130
Bromodichloromethane	52.63	56.22	107	2.8	30	70	130
cis-1,3-Dichloropropene	52.63	47.97	91	1.1	30	70	130
Toluene	52.63	50.46	96	1.0	30	59	139
4-Methyl-2-Pentanone	52.63	49.87	95	13.7	30	70	130
Tetrachloroethene	52.63	52.38	100	4.1	30	70	130
trans-1,3-Dichloropropene	52.63	46.71	89	3.3	30	70	130
1,1,2-Trichloroethane	52.63	50.22	95	4.1	30	70	130
Dibromochloromethane	52.63	51.89	99	1.0	30	70	130
1,3-Dichloropropane	52.63	47.10	89	4.4	30	70	130

FORM III VOA

3D
SOIL VOLATILE MATRIX SPIKE / MATRIX SPIKE DUPLICATE RECOVERY

Lab Name: Phoenix Environmental Labs Client: NETC

Lab Code: Phoenix Case No: SAS No: SDG No GCE67556

Matrix Spike - Client Id: CE67557 / GRAB-2 MS Level:(low/med) Low

COMPOUND	SPIKE ADDED (ug/Kg)	SAMPLE CONCENTRATION (ug/Kg)	MS CONCENTRATION (ug/Kg)	MS % REC #	QC. LIMITS REC.	
1,2-Dibromoethane	52.63	0.0	48.59	92	70	130
2-Hexanone	52.63	0.0	48.44	92	70	130
Chlorobenzene	52.63	0.0	46.75	89	60	133
Ethylbenzene	52.63	0.0	48.90	93	70	130
1,1,1,2-Tetrachloroethane	52.63	0.0	51.67	98	70	130
m&p-Xylene	105.3	0.0	94.13	89	70	130
o-Xylene	52.63	0.0	48.05	91	70	130
Styrene	52.63	0.0	44.44	84	70	130
Bromoform	52.63	0.0	50.62	96	70	130
Isopropylbenzene	52.63	0.0	49.08	93	70	130
Bromobenzene	52.63	0.0	44.82	85	70	130
n-Propylbenzene	52.63	0.0	48.07	91	70	130
1,1,2,2-Tetrachloroethane	52.63	0.0	55.51	105	70	130
2-Chlorotoluene	52.63	0.0	46.76	89	70	130
1,3,5-Trimethylbenzene	52.63	0.0	48.19	92	70	130
1,2,3-Trichloropropane	52.63	0.0	54.12	103	70	130
trans-1,4-Dichloro-2-butene	263.2	0.0	241.2	92	70	130
4-Chlorotoluene	52.63	0.0	42.98	82	70	130
tert-Butylbenzene	52.63	0.0	49.84	95	70	130

COMPOUND	SPIKE ADDED (ug/Kg)	MSD CONCENTRATION (ug/Kg)	MSD % REC #	% RPD #	QC LIMITS RPD	REC.	
1,2-Dibromoethane	52.63	45.12	86	6.7	30	70	130
2-Hexanone	52.63	40.36	77	17.8	30	70	130
Chlorobenzene	52.63	47.21	90	1.1	30	60	133
Ethylbenzene	52.63	49.79	95	2.1	30	70	130
1,1,1,2-Tetrachloroethane	52.63	53.49	102	4.0	30	70	130
m&p-Xylene	105.3	94.96	90	1.1	30	70	130
o-Xylene	52.63	48.71	93	2.2	30	70	130
Styrene	52.63	44.62	85	1.2	30	70	130
Bromoform	52.63	49.51	94	2.1	30	70	130
Isopropylbenzene	52.63	49.63	94	1.1	30	70	130
Bromobenzene	52.63	44.71	85	0.0	30	70	130
n-Propylbenzene	52.63	48.33	92	1.1	30	70	130
1,1,2,2-Tetrachloroethane	52.63	49.47	94	11.1	30	70	130
2-Chlorotoluene	52.63	46.94	89	0.0	30	70	130
1,3,5-Trimethylbenzene	52.63	48.78	93	1.1	30	70	130
1,2,3-Trichloropropane	52.63	47.94	91	12.4	30	70	130
trans-1,4-Dichloro-2-butene	263.2	205.8	78	16.5	30	70	130
4-Chlorotoluene	52.63	43.49	83	1.2	30	70	130
tert-Butylbenzene	52.63	50.88	97	2.1	30	70	130

FORM III VOA

3D
SOIL VOLATILE MATRIX SPIKE / MATRIX SPIKE DUPLICATE RECOVERY

Lab Name: Phoenix Environmental Labs Client: NETC

Lab Code: Phoenix Case No: SAS No: SDG No GCE67556

Matrix Spike - Client Id: CE67557 / GRAB-2 MS Level:(low/med) Low

COMPOUND	SPIKE ADDED (ug/Kg)	SAMPLE CONCENTRATION (ug/Kg)	MS CONCENTRATION (ug/Kg)	MS % REC #	QC. LIMITS REC.	
1,2,4-Trimethylbenzene	52.63	0.0	45.72	87	70	130
sec-Butylbenzene	52.63	0.0	52.37	100	70	130
p-Isopropyltoluene	52.63	0.0	49.25	94	70	130
1,3-Dichlorobenzene	52.63	0.0	42.38	81	70	130
1,4-Dichlorobenzene	52.63	0.0	41.33	79	70	130
2-Isopropyltoluene	52.63	0.0	49.27	94	70	130
n-Butylbenzene	52.63	0.0	49.84	95	70	130
1,2-Dichlorobenzene	52.63	0.0	44.05	84	70	130
1,2-Dibromo-3-Chloropropane	52.63	0.0	53.06	101	70	130
Hexachlorobutadiene	52.63	0.0	48.73	93	70	130
1,2,4-Trichlorobenzene	52.63	0.0	39.77	76	70	130
Naphthalene	52.63	0.0	43.19	82	70	130
1,2,3-Trichlorobenzene	52.63	0.0	40.75	77	70	130

COMPOUND	SPIKE ADDED (ug/Kg)	MSD CONCENTRATION (ug/Kg)	MSD % REC #	% RPD #	QC LIMITS RPD	REC.	
1,2,4-Trimethylbenzene	52.63	45.81	87	0.0	30	70	130
sec-Butylbenzene	52.63	52.78	100	0.0	30	70	130
p-Isopropyltoluene	52.63	49.39	94	0.0	30	70	130
1,3-Dichlorobenzene	52.63	42.09	80	1.2	30	70	130
1,4-Dichlorobenzene	52.63	41.50	79	0.0	30	70	130
2-Isopropyltoluene	52.63	50.01	95	1.1	30	70	130
n-Butylbenzene	52.63	49.91	95	0.0	30	70	130
1,2-Dichlorobenzene	52.63	43.05	82	2.4	30	70	130
1,2-Dibromo-3-Chloropropane	52.63	42.37	81	22.0	30	70	130
Hexachlorobutadiene	52.63	51.38	98	5.2	30	70	130
1,2,4-Trichlorobenzene	52.63	37.40	71	6.8	30	70	130
Naphthalene	52.63	36.28	69 *	17.2	30	70	130
1,2,3-Trichlorobenzene	52.63	37.29	71	8.1	30	70	130

FORM III VOA

4A

VOLATILE METHOD BLANK SUMMARY

Client ID: CE67557 BLANK

Lab Name: Phoenix Environmental Labs Client: NETC

Lab Code: Phoenix Case No.: SAS No.: SDG No.: GCE67556

Lab File ID: 1126_09.D Lab Sample ID: CE67557 BLK

Date Analyzed: 11/26/2019 Time Analyzed: 10:15

GC Column: RTX-VMS Lab Batch ID: 508143

Instrument ID: CHEM14 Heated Purge:(Y/N) Y

THIS METHOD BLANK APPLIES TO THE FOLLOWING SAMPLES, MS AND MSD:

	CLIENT SAMPLE NO.	LAB SAMPLE ID	LAB FILE ID	TIME ANALYZED
01	CE67557 LCS	CE67557 LCS	1126_02.D	07:43
02	CE67557 LCSD	CE67557 LCSD	1126_03.D	08:04
03	GRAB-2	CE67557	1126_24.D	15:46
04	GRAB-2 MS	CE67557 MS	1126_30.D	17:53
05	GRAB-2 MSD	CE67557 MSD	1126_31.D	18:14
06				
07				
08				
09				
10				
11				
12				
13				
14				
15				
16				
17				
18				
19				
20				

COMMENTS:

FORM IV VOA

5B
VOLATILE ORGANICS INSTRUMENT PERFORMANCE CHECK
BROMOFLUOROBENZENE (BFB)

Lab Name: Phoenix Environmental Labs Client: NETC

Lab Code: Phoenix Case No.: _____ SAS No.: _____ SDG No.: GCE67556

Lab File ID: 1126_67.D BFB Injection Date: 11/27/19

Instrument ID: CHEM03 BFB Injection Time: 06:19

GC Column: RTX-VMS Heated Purge: (Y/N) Y

AutoFind: Scans 885, 886, 887; Background Corrected with Scan 879

m/e	ION ABUNDANCE CRITERIA		% RELATIVE ABUNDANCE			
50	15.0 - 40.0% of mass 95		16.8			
75	30.0 - 60.0% of mass 95		53.2			
95	Base Peak, 100% relative abundance		100.0			
96	5.0 - 9.0% of mass 95		6.7			
173	Less than 2.0% of mass 174		0.0	(	0.0	)1
174	Greater than 50.0% of mass 95		70.1			
175	5.0 - 9.0% of mass 174		7.6	(	5.4	)1
176	95.0 - 101.0% of mass 174		97.0	(	68.0	)1
177	5.0 - 9.0% of mass 176		6.1	(	4.2	)1

1-Value is % mass 95

THIS CHECK APPLIES TO THE FOLLOWING SAMPLES, MS, MSD, BLANKS, AND STANDARDS:

	CLIENT ID	LAB SAMPLE ID	LAB FILE ID	DATE ANALYZED	TIME ANALYZED	
01	CCAL 50	VOA - 50 PPB STD. VOA32L	1126_68.D	11/27/19	06:40	
02	CE67557 #3 0.91X 5.48g L	CE67557 5.48X	1127_19.D	11/27/19	13:39	
03	CCAL 50	VOA-50 PPB STD VOA32T I	1127_31.D	11/27/19	17:55	
04						
05						
06						
07						
08						
09						
10						
11						
12						
13						
14						
15						
16						
17						
18						
19						
20						
21						
22						
23						
24						
25						

(*) Outside 12 hr clock

FORM V

CLPBFB

Data Path : H:\V2019\CHEM03\11NOV\112619\
Data File : 1126_67.D
Acq On : 27 Nov 2019 6:19 am
Operator :
Sample : VOA - 50 PPB STD.
Misc : VOA32L II 11/26 AS
ALS Vial : 1 Sample Multiplier: 1

Integration File: rteint.p

Method : H:\V2019\CHEM03\METHODS\VT-L111719.M
Title : VOA Standards for 5 point calibration
Last Update : Mon Nov 18 08:01:08 2019

AutoFind: Scans 885, 886, 887; Background Corrected with Scan 879

Target Mass	Rel. to Mass	Lower Limit%	Upper Limit%	Rel. Abn%	Raw Abn	Result Pass/Fail
50	95	15	40	16.8	32592	PASS
75	95	30	60	53.2	103159	PASS
95	95	100	100	100.0	193984	PASS
96	95	5	9	6.7	12918	PASS
173	174	0.00	2	0.0	0	PASS
174	95	50	100	70.1	136003	PASS
175	174	5	9	7.6	10385	PASS
176	174	95	101	97.0	131961	PASS
177	176	5	9	6.1	8088	PASS

VT-L111719.M Wed Nov 27 06:40:30 2019

5B
VOLATILE ORGANICS INSTRUMENT PERFORMANCE CHECK
BROMOFLUOROBENZENE (BFB)

Lab Name: Phoenix Environmental Labs Client: NETC

Lab Code: Phoenix Case No.: _____ SAS No.: _____ SDG No.: GCE67556

Lab File ID: 1124_13.D BFB Injection Date: 11/24/19

Instrument ID: CHEM14 BFB Injection Time: 19:34

GC Column: RTX-VMS Heated Purge: (Y/N) Y

Spectrum Information: Tune, Average of 6.280 to 6.290 min.; with background subtraction.

m/e	ION ABUNDANCE CRITERIA		% RELATIVE ABUNDANCE			
50	15.0 - 40.0% of mass 95		20.2			
75	30.0 - 60.0% of mass 95		47.5			
95	Base Peak, 100% relative abundance		100.0			
96	5.0 - 9.0% of mass 95		6.5			
173	Less than 2.0% of mass 174		0.4	(	0.5	)1
174	Greater than 50.0% of mass 95		85.6			
175	5.0 - 9.0% of mass 174		7.3	(	6.3	)1
176	95.0 - 101.0% of mass 174		98.3	(	84.2	)1
177	5.0 - 9.0% of mass 176		6.7	(	5.6	)1

1-Value is % mass 95

THIS CHECK APPLIES TO THE FOLLOWING SAMPLES, MS, MSD, BLANKS, AND STANDARDS:

	CLIENT ID	LAB SAMPLE ID	LAB FILE ID	DATE ANALYZED	TIME ANALYZED	
01	ICAL 2	VOA -2.0 PPB STD.	1124_13.D	11/24/19	19:34	
02	ICAL 5	VOA -5.0 PPB STD.	1124_14.D	11/24/19	19:56	
03	ICAL 10	VOA - 10 PPB STD.	1124_15.D	11/24/19	20:17	
04	ICAL 20	VOA - 20 PPB STD.	1124_16.D	11/24/19	20:38	
05	ICAL 50	VOA - 50 PPB STD.	1124_17.D	11/24/19	20:59	
06	ICAL 100	VOA -100 PPB STD.	1124_18.D	11/24/19	21:20	
07	ICAL 200	VOA -200 PPB STD.	1124_19.D	11/24/19	21:42	
08						
09						
10						
11						
12						
13						
14						
15						
16						
17						
18						
19						
20						
21						
22						
23						
24						
25						

(*) Outside 12 hr clock

FORM V

CLPBFB

Data Path : H:\V2019\CHEM14\11NOV\112419\
Data File : 1124_13.D
Acq On : 24 Nov 2019 7:34 pm
Operator :
Sample : VOA -2.0 PPB STD.
Misc : VOA32L II 11/24 AS
ALS Vial : 1 Sample Multiplier: 1

Integration File: rteint.p

Method : H:\V2019\CHEM14\Methods\VT112419.M
Title : VOA Standards for 5 point calibration
Last Update : Mon Nov 25 14:45:45 2019

Spectrum Information: Average of 6.280 to 6.290 min.

Target Mass	Rel. to Mass	Lower Limit%	Upper Limit%	Rel. Abn%	Raw Abn	Result Pass/Fail
50	95	15	40	20.2	25877	PASS
75	95	30	60	47.5	60811	PASS
95	95	100	100	100.0	128147	PASS
96	95	5	9	6.5	8311	PASS
173	174	0.00	2	0.5	530	PASS
174	95	50	100	85.6	109707	PASS
175	174	5	9	7.3	8012	PASS
176	174	95	101	98.3	107891	PASS
177	176	5	9	6.7	7185	PASS

VT112419.M Wed Dec 04 11:11:24 2019

5B
VOLATILE ORGANICS INSTRUMENT PERFORMANCE CHECK
BROMOFLUOROBENZENE (BFB)

Lab Name: Phoenix Environmental Labs Client: NETC

Lab Code: Phoenix Case No.: _____ SAS No.: _____ SDG No.: GCE67556

Lab File ID: 1126_01.D BFB Injection Date: 11/26/19

Instrument ID: CHEM14 BFB Injection Time: 07:21

GC Column: RTX-VMS Heated Purge: (Y/N) Y

AutoFind: Scans 1124, 1125, 1126; Background Corrected with Scan 1117

m/e	ION ABUNDANCE CRITERIA		% RELATIVE ABUNDANCE			
50	15.0 - 40.0% of mass 95		22.1			
75	30.0 - 60.0% of mass 95		49.5			
95	Base Peak, 100% relative abundance		100.0			
96	5.0 - 9.0% of mass 95		6.9			
173	Less than 2.0% of mass 174		0.5	(	0.6	)1
174	Greater than 50.0% of mass 95		88.7			
175	5.0 - 9.0% of mass 174		7.6	(	6.7	)1
176	95.0 - 101.0% of mass 174		99.9	(	88.6	)1
177	5.0 - 9.0% of mass 176		6.7	(	6.0	)1

1-Value is % mass 95

THIS CHECK APPLIES TO THE FOLLOWING SAMPLES, MS, MSD, BLANKS, AND STANDARDS:

	CLIENT ID	LAB SAMPLE ID	LAB FILE ID	DATE ANALYZED	TIME ANALYZED	
01	CCAL 50	VOA-50 PPB STD. VOA32L II	1126_01.D	11/26/19	07:21	
02	CE67557 LCS	CE67557 LCS	1126_02.D	11/26/19	07:43	
03	CE67557 LCSD	CE67557 LCSD	1126_03.D	11/26/19	08:04	
04	CE67557 BLANK	CE67557 BLANK	1126_09.D	11/26/19	10:15	
05	GRAB-2	CE67557	1126_24.D	11/26/19	15:46	
06	GRAB-2 MS	CE67557 MS	1126_30.D	11/26/19	17:53	
07	GRAB-2 MSD	CE67557 MSD	1126_31.D	11/26/19	18:14	
08	CCAL 50	VOA-50 PPB STD. VOA32L II	1126_32.D	11/26/19	18:35	
09						
10						
11						
12						
13						
14						
15						
16						
17						
18						
19						
20						
21						
22						
23						
24						
25						

(*) Outside 12 hr clock

FORM V

CLPBFB

Data Path : H:\V2019\CHEM14\11NOV\112619\
Data File : 1126_01.D
Acq On : 26 Nov 2019 7:21 am
Operator :
Sample : VOA-50 PPB STD.
Misc : VOA32L II 11/25 AS
ALS Vial : 1 Sample Multiplier: 1

Integration File: rteint.p

Method : H:\V2019\CHEM14\METHODS\VT112419.M
Title : VOA Standards for 5 point calibration
Last Update : Mon Nov 25 14:45:45 2019

AutoFind: Scans 1124, 1125, 1126; Background Corrected with Scan 1117

Target Mass	Rel. to Mass	Lower Limit%	Upper Limit%	Rel. Abn%	Raw Abn	Result Pass/Fail
50	95	15	40	22.1	24067	PASS
75	95	30	60	49.5	53939	PASS
95	95	100	100	100.0	109056	PASS
96	95	5	9	6.9	7503	PASS
173	174	0.00	2	0.6	548	PASS
174	95	50	100	88.7	96784	PASS
175	174	5	9	7.6	7343	PASS
176	174	95	101	99.9	96648	PASS
177	176	5	9	6.7	6509	PASS

VT112419.M Tue Nov 26 07:40:59 2019

8A
VOLATILE INTERNAL STANDARD AREA AND RT SUMMARY

Lab Name: Phoenix Environmental Labs Client: NETC

Lab Code: Phoenix Case No.: _____ SAS No.: _____ SDG No.: GCE67556

Lab Method / File Id: VT-L111719.M / 1126_68.D Date Analyzed: 11/27/19

Instrument ID: CHEM03 Time Analyzed: 6:40

GC Column: RTX-VMS ID: 0.18 (mm) Heated Purge:(Y/N) Y

	IS1 (PFB) AREA #	RT #	IS2 (DFB) AREA #	RT #	IS3 (CBZ) AREA #	RT #	IS4 (DCB) AREA #	RT #	LAB FILE ID
12 HOUR STD	373404	2.71	554843	2.98	440656	4.62	242255	6.20	1126_68.D
UPPER LIMIT	765478	3.21	1137428	3.48	903345	5.12	496623	6.70	1126_68.D
LOWER LIMIT	184835	2.21	274647	2.48	218125	4.12	119916	5.70	1126_68.D
CLIENT ID									
01 CE67557 #3 0.91X 5.48g l	362473	2.71	533012	2.98	444869	4.63	230614	6.21	1127_19.D
02									
03									
04									
05									
06									
07									
08									
09									
10									
11									
12									
13									
14									
15									
16									
17									
18									
19									
20									
21									
22									

IS1 (PFB) = Pentafluorobenzene
IS2 (DFB) = 1,4-Difluorobenzene
IS3 (CBZ) = Chlorobenzene-d5
IS4 (DCB) = 1,4-Dichlorobenzene-d4

AREA UPPER LIMIT = +100% of internal standard area
AREA LOWER LIMIT = - 50% of internal standard area
RT UPPER LIMIT = +0.50 minutes of internal standard RT
RT LOWER LIMIT = -0.50 minutes of internal standard RT

Column used to flag values outside QC limits with an asterisk.
* Values outside of QC limits.

FORM VIII VOA

8A
VOLATILE INTERNAL STANDARD AREA AND RT SUMMARY

Lab Name: Phoenix Environmental Labs Client: NETC

Lab Code: Phoenix Case No.: _____ SAS No.: _____ SDG No.: GCE67556

Lab Method / File Id: VT-L111719.M / 1126_68.D Date Analyzed: 11/27/19

Instrument ID: CHEM03 Time Analyzed: 6:40

GC Column: RTX-VMS ID: 0.18 (mm) Heated Purge:(Y/N) Y

		IS5 (DXN) AREA #	RT #							LAB FILE ID
	12 HOUR STD	15459	3.37							1126_68.D
	UPPER LIMIT	NA	NA							1126_68.D
	LOWER LIMIT	NA	NA							1126_68.D
	CLIENT ID									
01	CE67557 #3 0.91X 5.48g l	12004	3.37							1127_19.D
02										
03										
04										
05										
06										
07										
08										
09										
10										
11										
12										
13										
14										
15										
16										
17										
18										
19										
20										
21										
22										

IS5 (DXN) = 1,4-Dioxane*D8

Due to the poor response for certain compounds, 1,4-Dioxane-d8 is used as the internal standard for this delivery group.
Note, there are no recovery ranges for this internal standard.

AREA UPPER LIMIT = +100% of internal standard area
AREA LOWER LIMIT = - 50% of internal standard area
RT UPPER LIMIT = +0.50 minutes of internal standard RT
RT LOWER LIMIT = -0.50 minutes of internal standard RT

Column used to flag values outside QC limits with an asterisk.
* Values outside of QC limits.

FORM VIII VOA

8A
VOLATILE INTERNAL STANDARD AREA AND RT SUMMARY

Lab Name: Phoenix Environmental Labs Client: NETC

Lab Code: Phoenix Case No.: _____ SAS No.: _____ SDG No.: GCE67556

Lab Method / File Id: VT112419.M / 1124_17.D Date Analyzed: 11/24/19

Instrument ID: CHEM14 Time Analyzed: 20:59

GC Column: RTX-VMS ID: 0.18 (mm) Heated Purge:(Y/N) Y

	IS1 (PFB) AREA #	RT #	IS2 (DFB) AREA #	RT #	IS3 (CBZ) AREA #	RT #	IS4 (DCB) AREA #	RT #	LAB FILE ID
12 HOUR STD	258646	3.32	388037	3.62	373365	5.41	174934	7.15	1124_17.D
UPPER LIMIT	530224	3.82	795476	4.12	765398	5.91	358615	7.65	1124_17.D
LOWER LIMIT	128030	2.82	192078	3.12	184816	4.91	86592	6.65	1124_17.D
CLIENT ID									
01 ICAL 2	287532	3.32	432701	3.62	398284	5.41	190220	7.15	1124_13.D
02 ICAL 5	285639	3.32	427345	3.62	390832	5.41	187751	7.15	1124_14.D
03 ICAL 10	280805	3.32	421818	3.62	385924	5.41	183866	7.15	1124_15.D
04 ICAL 20	270163	3.32	408569	3.62	381276	5.41	178805	7.15	1124_16.D
05 ICAL 100	257375	3.32	380081	3.62	382340	5.41	181207	7.15	1124_18.D
06 ICAL 200	249317	3.32	369833	3.62	386503	5.42	183810	7.15	1124_19.D
07									
08									
09									
10									
11									
12									
13									
14									
15									
16									
17									
18									
19									
20									
21									
22									

IS1 (PFB) = Pentafluorobenzene
IS2 (DFB) = 1,4-Difluorobenzene
IS3 (CBZ) = Chlorobenzene-d5
IS4 (DCB) = 1,4-Dichlorobenzene-d4

AREA UPPER LIMIT = +100% of internal standard area
AREA LOWER LIMIT = - 50% of internal standard area
RT UPPER LIMIT = +0.50 minutes of internal standard RT
RT LOWER LIMIT = -0.50 minutes of internal standard RT

Column used to flag values outside QC limits with an asterisk.
* Values outside of QC limits.

FORM VIII VOA

8A
VOLATILE INTERNAL STANDARD AREA AND RT SUMMARY

Lab Name: Phoenix Environmental Labs Client: NETC

Lab Code: Phoenix Case No.: _____ SAS No.: _____ SDG No.: GCE67556

Lab Method / File Id: VT112419.M / 1124_17.D Date Analyzed: 11/24/19

Instrument ID: CHEM14 Time Analyzed: 20:59

GC Column: RTX-VMS ID: 0.18 (mm) Heated Purge:(Y/N) Y

		IS5 (DXN) AREA #	RT #							LAB FILE ID
	12 HOUR STD	9281	4.04							1124_17.D
	UPPER LIMIT	NA	NA							1124_17.D
	LOWER LIMIT	NA	NA							1124_17.D
	CLIENT ID									
01	ICAL 2	9664	4.04							1124_13.D
02	ICAL 5	9561	4.04							1124_14.D
03	ICAL 10	9075	4.04							1124_15.D
04	ICAL 20	9986	4.04							1124_16.D
05	ICAL 100	9326	4.04							1124_18.D
06	ICAL 200	8612	4.04							1124_19.D
07										
08										
09										
10										
11										
12										
13										
14										
15										
16										
17										
18										
19										
20										
21										
22										

IS5 (DXN) = 1,4-Dioxane*D8

Due to the poor response for certain compounds, 1,4-Dioxane-d8 is used as the internal standard for this delivery group.
Note, there are no recovery ranges for this internal standard.

AREA UPPER LIMIT = +100% of internal standard area
AREA LOWER LIMIT = - 50% of internal standard area
RT UPPER LIMIT = +0.50 minutes of internal standard RT
RT LOWER LIMIT = -0.50 minutes of internal standard RT

Column used to flag values outside QC limits with an asterisk.
* Values outside of QC limits.

FORM VIII VOA

8A
VOLATILE INTERNAL STANDARD AREA AND RT SUMMARY

Lab Name: Phoenix Environmental Labs Client: NETC

Lab Code: Phoenix Case No.: _____ SAS No.: _____ SDG No.: GCE67556

Lab Method / File Id: VT112419.M / 1126_01.D Date Analyzed: 11/26/19

Instrument ID: CHEM14 Time Analyzed: 7:21

GC Column: RTX-VMS ID: 0.18 (mm) Heated Purge:(Y/N) Y

	IS1 (PFB) AREA #	RT #	IS2 (DFB) AREA #	RT #	IS3 (CBZ) AREA #	RT #	IS4 (DCB) AREA #	RT #	LAB FILE ID
12 HOUR STD	234250	3.32	351695	3.62	345403	5.42	164443	7.15	1126_01.D
UPPER LIMIT	480213	3.82	720975	4.12	708076	5.92	337108	7.65	1126_01.D
LOWER LIMIT	115954	2.82	174089	3.12	170974	4.92	81399	6.65	1126_01.D
CLIENT ID									
01 CE67557 LCS	244457	3.32	365520	3.62	363370	5.41	177114	7.15	1126_02.D
02 CE67557 LCSD	230828	3.32	345882	3.62	344068	5.41	165162	7.15	1126_03.D
03 CE67557 BLANK	254749	3.32	384230	3.62	355067	5.41	169021	7.15	1126_09.D
04 GRAB-2	43988 *	3.32	67395 *	3.62	64586 *	5.41	30227 *	7.15	1126_24.D
05 GRAB-2 MS	231545	3.32	351779	3.62	349546	5.41	165665	7.15	1126_30.D
06 GRAB-2 MSD	236654	3.32	353870	3.62	349452	5.42	166947	7.15	1126_31.D
07									
08									
09									
10									
11									
12									
13									
14									
15									
16									
17									
18									
19									
20									
21									
22									

IS1 (PFB) = Pentafluorobenzene
IS2 (DFB) = 1,4-Difluorobenzene
IS3 (CBZ) = Chlorobenzene-d5
IS4 (DCB) = 1,4-Dichlorobenzene-d4

AREA UPPER LIMIT = +100% of internal standard area
AREA LOWER LIMIT = - 50% of internal standard area
RT UPPER LIMIT = +0.50 minutes of internal standard RT
RT LOWER LIMIT = -0.50 minutes of internal standard RT

Column used to flag values outside QC limits with an asterisk.
* Values outside of QC limits.

FORM VIII VOA

8A
VOLATILE INTERNAL STANDARD AREA AND RT SUMMARY

Lab Name: Phoenix Environmental Labs Client: NETC

Lab Code: Phoenix Case No.: _____ SAS No.: _____ SDG No.: GCE67556

Lab Method / File Id: VT112419.M / 1126_01.D Date Analyzed: 11/26/19

Instrument ID: CHEM14 Time Analyzed: 7:21

GC Column: RTX-VMS ID: 0.18 (mm) Heated Purge:(Y/N) Y

		IS5 (DXN) AREA #	RT #							LAB FILE ID
	12 HOUR STD	6930	4.04							1126_01.D
	UPPER LIMIT	NA	NA							1126_01.D
	LOWER LIMIT	NA	NA							1126_01.D
	CLIENT ID									
01	CE67557 LCS	8326	4.04							1126_02.D
02	CE67557 LCSD	7840	4.04							1126_03.D
03	CE67557 BLANK	7178	4.04							1126_09.D
04	GRAB-2	4328	4.04							1126_24.D
05	GRAB-2 MS	6932	4.04							1126_30.D
06	GRAB-2 MSD	6154	4.04							1126_31.D
07										
08										
09										
10										
11										
12										
13										
14										
15										
16										
17										
18										
19										
20										
21										
22										

IS5 (DXN) = 1,4-Dioxane*D8

Due to the poor response for certain compounds, 1,4-Dioxane-d8 is used as the internal standard for this delivery group.
Note, there are no recovery ranges for this internal standard.

AREA UPPER LIMIT = +100% of internal standard area
AREA LOWER LIMIT = - 50% of internal standard area
RT UPPER LIMIT = +0.50 minutes of internal standard RT
RT LOWER LIMIT = -0.50 minutes of internal standard RT

Column used to flag values outside QC limits with an asterisk.
* Values outside of QC limits.

FORM VIII VOA

VOLATILE ORGANICS ANALYSIS DATA SHEET

CLIENT ID

GRAB-2

Client: NETC Lab: Phoenix Env. Labs

SDG No.: GCE67556 Lab Sample ID: CE67557

Sample wt/vol: 5.34 (g/mL) g Lab File ID: 1126_24.D

Level: (low/med/meth): Low Date Received: 11/25/19

% Moisture: 5 Date Analyzed: 11/26/19

Instrument: CHEM14 Column: RTX-VMS Dilution Factor: 1

Purge Volume 5000 (uL) pH: n.a. Soil Aliquot Vol: 5000 (uL)

Matrix: (soil/water) Soil CONCENTRATION UNITS: (ug/L or ug/Kg) ug/Kg

CAS NO.	COMPOUND	CONC.	Q	MDL/LOD	RL/PQL	R
75-71-8	Dichlorodifluoromethane	4.9	U	0.49	4.9	r
74-87-3	Chloromethane	4.9	U	0.99	4.9	r
75-01-4	Vinyl Chloride	4.9	U	0.49	4.9	r
74-83-9	Bromomethane	4.9	U	2.0	4.9	r
75-00-3	Chloroethane	4.9	U	0.49	4.9	r
75-69-4	Trichlorofluoromethane	4.9	U	0.99	4.9	r
75-35-4	1,1-Dichloroethene	4.9	U	0.49	4.9	r
76-13-1	Trichlorotrifluoroethane	4.9	U	0.49	4.9	r
75-15-0	Carbon Disulfide	4.9	U	0.99	4.9	r
75-09-2	Methylene Chloride	4.9	U	4.9	4.9	r
67-64-1	Acetone	26	S	4.9	25	r
156-60-5	Trans-1,2-Dichloroethene	4.9	U	0.49	4.9	r
1634-04-4	Methyl t-Butyl Ether (MTBE)	9.9	U	0.99	9.9	r
75-34-3	1,1-Dichloroethane	4.9	U	0.99	4.9	r
107-13-1	Acrylonitrile	9.9	U	0.99	9.9	r
156-59-2	Cis-1,2-Dichloroethene	4.9	U	0.49	4.9	r
594-20-7	2,2-Dichloropropane	4.9	U	0.49	4.9	r
74-97-5	Bromochloromethane	4.9	U	0.49	4.9	r
67-66-3	Chloroform	4.9	U	0.49	4.9	r
56-23-5	Carbon Tetrachloride	4.9	U	0.99	4.9	r
109-99-9	Tetrahydrofuran (THF)	9.9	U	2.5	9.9	r
71-55-6	1,1,1-Trichloroethane	4.9	U	0.49	4.9	r
78-93-3	Methyl Ethyl Ketone	30	U	4.9	30	r
563-58-6	1,1-Dichloropropene	4.9	U	0.49	4.9	r
71-43-2	Benzene	4.9	U	0.49	4.9	r
107-06-2	1,2-Dichloroethane	4.9	U	0.49	4.9	r
79-01-6	Trichloroethene	4.9	U	0.49	4.9	r
74-95-3	Dibromomethane	4.9	U	0.99	4.9	r
78-87-5	1,2-dichloropropane	4.9	U	0.99	4.9	r
75-27-4	Bromodichloromethane	4.9	U	0.99	4.9	r
10061-01-5	cis-1,3-Dichloropropene	4.9	U	0.49	4.9	r
108-88-3	Toluene	4.9	U	0.49	4.9	r
108-10-1	4-Methyl-2-Pentanone	25	U	4.9	25	r
127-18-4	Tetrachloroethene	4.9	U	0.99	4.9	r
10061-02-6	trans-1,3-Dichloropropene	4.9	U	0.49	4.9	r
79-00-5	1,1,2-Trichloroethane	4.9	U	0.99	4.9	r

FORM I VOA

r=Result Reported U=Not Detected D=Reported Dilution E/J=Estimated Value X=Not Used S=Lab Solvent

CLIENT ID

VOLATILE ORGANICS ANALYSIS DATA SHEET

GRAB-2

Client: NETC Lab: Phoenix Env. Labs

SDG No.: GCE67556 Lab Sample ID: CE67557

Sample wt/vol: 5.34 (g/mL) g Lab File ID: 1126_24.D

Level: (low/med/meth): Low Date Received: 11/25/19

% Moisture: 5 Date Analyzed: 11/26/19

Instrument: CHEM14 Column: RTX-VMS Dilution Factor: 1

Purge Volume 5000 (uL) pH: n.a. Soil Aliquot Vol: 5000 (uL)

Matrix: (soil/water) Soil CONCENTRATION UNITS: (ug/L or ug/Kg) ug/Kg

CAS NO.	COMPOUND	CONC.	Q	MDL/LOD	RL/PQL	R
124-48-1	Dibromochloromethane	4.9	U	0.99	4.9	r
142-28-9	1,3-Dichloropropane	4.9	U	0.99	4.9	r
106-93-4	1,2-Dibromoethane	4.9	U	0.49	4.9	r
591-78-6	2-Hexanone	25	U	4.9	25	r
108-90-7	Chlorobenzene	4.9	U	0.49	4.9	r
100-41-4	Ethylbenzene	4.9	U	0.49	4.9	r
630-20-6	1,1,1,2-Tetrachloroethane	4.9	U	0.99	4.9	r
179601-23-1	m&p-Xylene	4.9	U	0.99	4.9	r
95-47-6	o-Xylene	4.9	U	0.99	4.9	r
100-42-5	Styrene	4.9	U	0.49	4.9	r
75-25-2	Bromoform	4.9	U	0.99	4.9	r
98-82-8	Isopropylbenzene	4.9	U	0.49	4.9	r
108-86-1	Bromobenzene	4.9	U	0.49	4.9	r
103-65-1	n-Propylbenzene	4.9	U	0.99	4.9	r
79-34-5	1,1,2,2-Tetrachloroethane	4.9	U	0.99	4.9	r
95-49-8	2-Chlorotoluene	4.9	U	0.99	4.9	r
108-67-8	1,3,5-Trimethylbenzene	4.9	U	0.49	4.9	r
96-18-4	1,2,3-Trichloropropane	4.9	U	0.49	4.9	r
110-57-6	trans-1,4-Dichloro-2-butene	9.9	U	2.5	9.9	r
106-43-4	4-Chlorotoluene	4.9	U	0.49	4.9	r
98-06-6	tert-Butylbenzene	4.9	U	0.49	4.9	r
95-63-6	1,2,4-Trimethylbenzene	4.9	U	0.49	4.9	r
135-98-8	sec-Butylbenzene	4.9	U	0.49	4.9	r
99-87-6	p-Isopropyltoluene	4.9	U	0.49	4.9	r
541-73-1	1,3-Dichlorobenzene	4.9	U	0.49	4.9	r
106-46-7	1,4-Dichlorobenzene	4.9	U	0.49	4.9	r
527-84-4	2-Isopropyltoluene	4.9	U	0.49	4.9	r
104-51-8	n-Butylbenzene	4.9	U	0.49	4.9	r
95-50-1	1,2-Dichlorobenzene	4.9	U	0.49	4.9	r
96-12-8	1,2-Dibromo-3-Chloropropane	4.9	U	0.99	4.9	r
87-68-3	Hexachlorobutadiene	4.9	U	0.49	4.9	r
120-82-1	1,2,4-Trichlorobenzene	4.9	U	0.99	4.9	r
91-20-3	Naphthalene	4.9	U	0.99	4.9	r
87-61-6	1,2,3-Trichlorobenzene	4.9	U	0.99	4.9	r

FORM I VOA

r=Result Reported U=Not Detected D=Reported Dilution E/J=Estimated Value X=Not Used S=Lab Solvent

Quantitation Report (QT Reviewed)

Data Path : H:\V2019\CHEM14\11NOV\112619\
Data File : 1126_24.D
Acq On : 26 Nov 2019 3:46 pm
Operator :
Client ID : GRAB-2
Lab ID : CE67557
ALS Vial : 1 Sample Multiplier: 1

Quant Time: Nov 27 10:08:43 2019
Quant Method : H:\V2019\CHEM14\Methods\VT112419.M
Quant Title : VOA Standards for 5 point calibration
QLast Update : Mon Nov 25 14:45:47 2019
Response via : Initial Calibration

Compound	R.T.	QIon	Response	Conc	Units	Dev(Min)
Internal Standards						
1) Pentafluorobenzene	3.323	168	43988	50.000	ug/l	0.00
33) 1,4-Difluorobenzene	3.622	114	67395	50.000	ug/l	0.00
50) Chlorobenzene-d5	5.415	117	64586	50.000	ug/l	0.00
63) 1,4-Dichlorobenzene-d4	7.145	152	30227	50.000	ug/l	0.00
88) 1,4-Dioxane d8	4.036	96	4328	500.000	ug/l	0.00
System Monitoring Compounds						
31) % Dibromofluoromethane	3.103	192	3841	47.826	ug/l	0.00
Spiked Amount 50.000	Range 70 - 130		Recovery = 95.66%			
45) % Toluene-d8	4.408	98	80676	48.616	ug/l	0.00
Spiked Amount 50.000	Range 70 - 130		Recovery = 97.24%			
62) % Bromofluorobenzene	6.285	95	30574	50.675	ug/l	0.00
Spiked Amount 50.000	Range 70 - 130		Recovery = 101.36%			
64) % 1,2-dichlorobenzene-d4	7.491	152	27672	52.126	ug/l	0.00
Spiked Amount 50.000	Range 70 - 130		Recovery = 104.26%			
Target Compounds						Qvalue
14) Acetone	2.248	43	1695	25.887	ug/l	68

(#)out of range (m)manual integration reviewed by analyst (+)signals summed

Quantitation Report (QT Reviewed)

Data Path : H:\V2019\CHEM14\11NOV\112619\
Data File : 1126_24.D
Acq On : 26 Nov 2019 3:46 pm
Operator :
Client ID : GRAB-2
Lab ID : CE67557
ALS Vial : 1 Sample Multiplier: 1

Quant Time: Nov 27 10:08:43 2019
Quant Method : H:\V2019\CHEM14\Methods\VT112419.M
Quant Title : VOA Standards for 5 point calibration
QLast Update : Mon Nov 25 14:45:47 2019
Response via : Initial Calibration

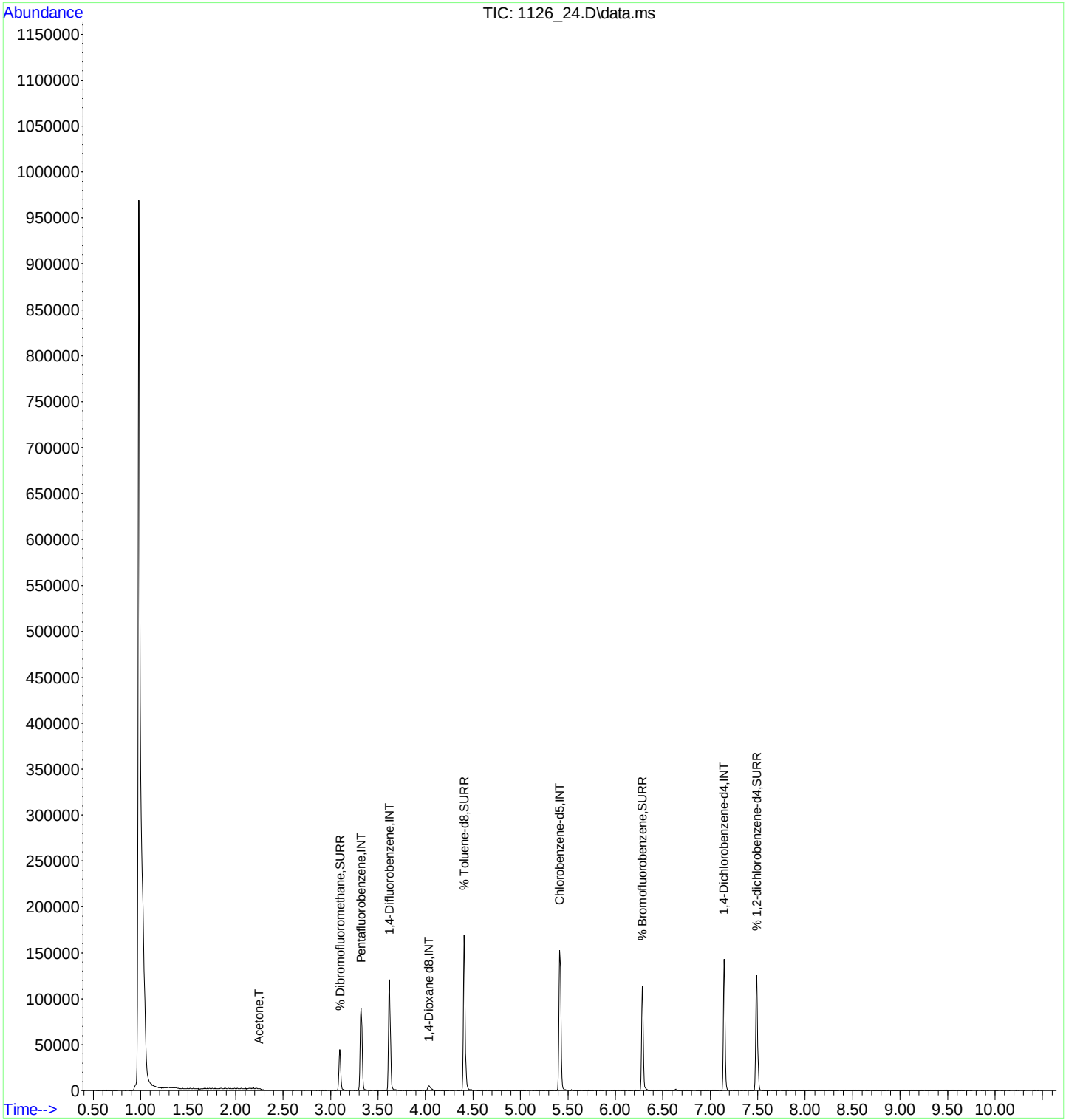

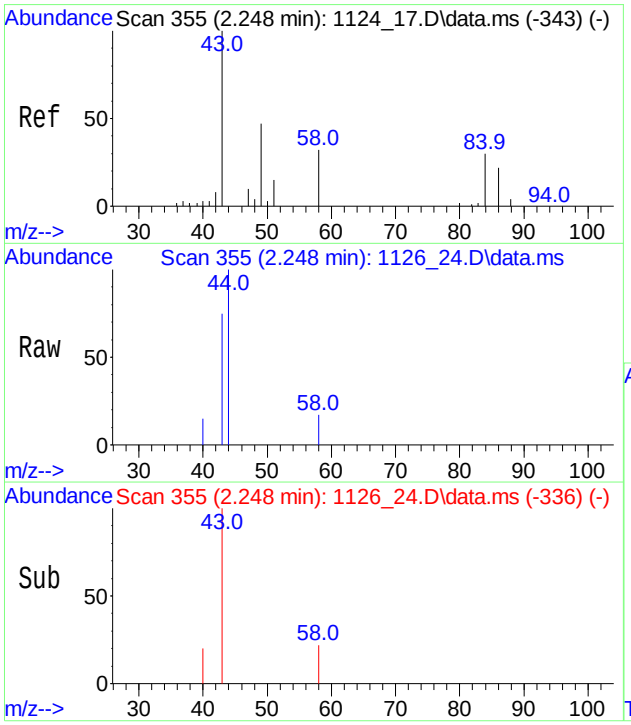

#14
Acetone
Conc: 8$ 25.887 ug/l
RT: 2.248 min Scan# 355
Delta R.T. -0.000 min
Lab File: 1126_24.D
Acq: 26 Nov 2019 3:46 pm

Tgt Ion: 43 Resp: 1695

Ion	Ratio	Lower	Upper
43	100		
58	19.7	9.6	69.6

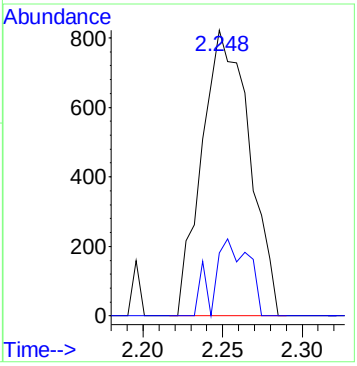

1

VOLATILE ORGANICS ANALYSIS DATA SHEET

CLIENT ID

.91X 5.48g LL V4 $8260MAI

Client: NETC Lab: Phoenix Env. Labs

SDG No.: GCE67556 Lab Sample ID: CE67557 5.48X

Sample wt/vol: 5 (g/mL) g Lab File ID: 1127_19.D

Level: (low/med/meth): Low Date Received: 11/25/19

% Moisture: n.a. Date Analyzed: 11/27/19

Instrument: CHEM03 Column: RTX-VMS Dilution Factor: 6

Purge Volume 5000 (uL) pH: n.a. Soil Aliquot Vol: 910 (uL)

Matrix: (soil/water) Soil CONCENTRATION UNITS: (ug/L or ug/Kg) ug/Kg

CAS NO.	COMPOUND	CONC.	Q	MDL/LOD	RL/PQL	R
75-71-8	Dichlorodifluoromethane	4.8	U	0.48	4.8	r
74-87-3	Chloromethane	4.8	U	0.96	4.8	r
75-01-4	Vinyl Chloride	4.8	U	0.48	4.8	r
74-83-9	Bromomethane	4.8	U	1.9	4.8	r
75-00-3	Chloroethane	4.8	U	0.48	4.8	r
75-69-4	Trichlorofluoromethane	4.8	U	0.96	4.8	r
75-35-4	1,1-Dichloroethene	4.8	U	0.48	4.8	r
76-13-1	Trichlorotrifluoroethane	4.8	U	0.48	4.8	r
75-15-0	Carbon Disulfide	4.8	U	0.96	4.8	r
75-09-2	Methylene Chloride	4.8	U	4.8	4.8	r
67-64-1	Acetone	100	X	4.8	24	r
156-60-5	Trans-1,2-Dichloroethene	4.8	U	0.48	4.8	r
1634-04-4	Methyl t-Butyl Ether (MTBE)	9.6	U	0.96	9.6	r
75-34-3	1,1-Dichloroethane	4.8	U	0.96	4.8	r
107-13-1	Acrylonitrile	9.6	U	0.96	9.6	r
156-59-2	Cis-1,2-Dichloroethene	4.8	U	0.48	4.8	r
594-20-7	2,2-Dichloropropane	4.8	U	0.48	4.8	r
74-97-5	Bromochloromethane	4.8	U	0.48	4.8	r
67-66-3	Chloroform	4.8	U	0.48	4.8	r
56-23-5	Carbon Tetrachloride	4.8	U	0.96	4.8	r
109-99-9	Tetrahydrofuran (THF)	9.6	U	2.4	9.6	r
71-55-6	1,1,1-Trichloroethane	4.8	U	0.48	4.8	r
78-93-3	Methyl Ethyl Ketone	29	U	4.8	29	r
563-58-6	1,1-Dichloropropene	4.8	U	0.48	4.8	r
71-43-2	Benzene	4.8	U	0.48	4.8	r
107-06-2	1,2-Dichloroethane	4.8	U	0.48	4.8	r
79-01-6	Trichloroethene	4.8	U	0.48	4.8	r
74-95-3	Dibromomethane	4.8	U	0.96	4.8	r
78-87-5	1,2-dichloropropane	4.8	U	0.96	4.8	r
75-27-4	Bromodichloromethane	4.8	U	0.96	4.8	r
10061-01-5	cis-1,3-Dichloropropene	4.8	U	0.48	4.8	r
108-88-3	Toluene	4.8	U	0.48	4.8	r
108-10-1	4-Methyl-2-Pentanone	24	U	4.8	24	r
127-18-4	Tetrachloroethene	4.8	U	0.96	4.8	r
10061-02-6	trans-1,3-Dichloropropene	4.8	U	0.48	4.8	r
79-00-5	1,1,2-Trichloroethane	4.8	U	0.96	4.8	r

FORM I VOA

r=Result Reported U=Not Detected D=Reported Dilution E/J=Estimated Value X=Not Used S=Lab Solvent

CLIENT ID

VOLATILE ORGANICS ANALYSIS DATA SHEET

.91X 5.48g LL V4 $8260MAI

Client: NETC Lab: Phoenix Env. Labs

SDG No.: GCE67556 Lab Sample ID: CE67557 5.48X

Sample wt/vol: 5 (g/mL) g Lab File ID: 1127_19.D

Level: (low/med/meth): Low Date Received: 11/25/19

% Moisture: n.a. Date Analyzed: 11/27/19

Instrument: CHEM03 Column: RTX-VMS Dilution Factor: 6

Purge Volume 5000 (uL) pH: n.a. Soil Aliquot Vol: 910 (uL)

Matrix: (soil/water) Soil CONCENTRATION UNITS: (ug/L or ug/Kg) ug/Kg

CAS NO.	COMPOUND	CONC.	Q	MDL/LOD	RL/PQL	R
124-48-1	Dibromochloromethane	4.8	U	0.96	4.8	r
142-28-9	1,3-Dichloropropane	4.8	U	0.96	4.8	r
106-93-4	1,2-Dibromoethane	4.8	U	0.48	4.8	r
591-78-6	2-Hexanone	24	U	4.8	24	r
108-90-7	Chlorobenzene	4.8	U	0.48	4.8	r
100-41-4	Ethylbenzene	4.8	U	0.48	4.8	r
630-20-6	1,1,1,2-Tetrachloroethane	4.8	U	0.96	4.8	r
179601-23-1	m&p-Xylene	4.8	U	0.96	4.8	r
95-47-6	o-Xylene	4.8	U	0.96	4.8	r
100-42-5	Styrene	4.8	U	0.48	4.8	r
75-25-2	Bromoform	4.8	U	0.96	4.8	r
98-82-8	Isopropylbenzene	4.8	U	0.48	4.8	r
108-86-1	Bromobenzene	4.8	U	0.48	4.8	r
103-65-1	n-Propylbenzene	4.8	U	0.96	4.8	r
79-34-5	1,1,2,2-Tetrachloroethane	4.8	U	0.96	4.8	r
95-49-8	2-Chlorotoluene	4.8	U	0.96	4.8	r
108-67-8	1,3,5-Trimethylbenzene	4.8	U	0.48	4.8	r
96-18-4	1,2,3-Trichloropropane	4.8	U	0.48	4.8	r
110-57-6	trans-1,4-Dichloro-2-butene	9.6	U	2.4	9.6	r
106-43-4	4-Chlorotoluene	4.8	U	0.48	4.8	r
98-06-6	tert-Butylbenzene	4.8	U	0.48	4.8	r
95-63-6	1,2,4-Trimethylbenzene	4.8	U	0.48	4.8	r
135-98-8	sec-Butylbenzene	4.8	U	0.48	4.8	r
99-87-6	p-Isopropyltoluene	4.8	U	0.48	4.8	r
541-73-1	1,3-Dichlorobenzene	4.8	U	0.48	4.8	r
106-46-7	1,4-Dichlorobenzene	4.8	U	0.48	4.8	r
527-84-4	2-Isopropyltoluene	4.8	U	0.48	4.8	r
104-51-8	n-Butylbenzene	4.8	U	0.48	4.8	r
95-50-1	1,2-Dichlorobenzene	4.8	U	0.48	4.8	r
96-12-8	1,2-Dibromo-3-Chloropropane	4.8	U	0.96	4.8	r
87-68-3	Hexachlorobutadiene	4.8	U	0.48	4.8	r
120-82-1	1,2,4-Trichlorobenzene	4.8	U	0.96	4.8	r
91-20-3	Naphthalene	4.8	U	0.96	4.8	r
87-61-6	1,2,3-Trichlorobenzene	4.8	U	0.96	4.8	r

FORM I VOA

r=Result Reported U=Not Detected D=Reported Dilution E/J=Estimated Value X=Not Used S=Lab Solvent

Quantitation Report (QT Reviewed)

Data Path : H:\V2019\CHEM03\11NOV\112719\
Data File : 1127_19.D
Acq On : 27 Nov 2019 1:39 pm
Operator :
Client ID : CE67557 #3 0.91X 5.48g LL V4 $8260MADPR ASP /NET
Lab ID : CE67557 5.48X
ALS Vial : 1 Sample Multiplier: 1

Quant Time: Nov 27 15:21:20 2019
Quant Method : H:\V2019\CHEM03\Methods\VT-L111719.M
Quant Title : VOA Standards for 5 point calibration
QLast Update : Mon Nov 18 08:01:11 2019
Response via : Initial Calibration

Compound	R.T.	QIon	Response	Conc	Units	Dev(Min)
Internal Standards						
1) Pentafluorobenzene	2.712	168	362473	50.000	ug/l	0.00
33) 1,4-Difluorobenzene	2.979	114	533012	50.000	ug/l	0.00
50) Chlorobenzene-d5	4.626	117	444869	50.000	ug/l	0.00
63) 1,4-Dichlorobenzene-d4	6.206	152	230614	50.000	ug/l	0.00
88) 1,4-Dioxane d8	3.371	96	12004	500.000	ug/l	0.00
System Monitoring Compounds						
31) % Dibromofluoromethane	2.498	192	36887	45.895	ug/l	0.00
Spiked Amount 50.000	Range 70 - 130		Recovery = 91.80%			
45) % Toluene-d8	3.711	98	672708	49.006	ug/l	0.00
Spiked Amount 50.000	Range 70 - 130		Recovery = 98.02%			
62) % Bromofluorobenzene	5.421	95	254939	46.907	ug/l	0.00
Spiked Amount 50.000	Range 70 - 130		Recovery = 93.82%			
64) % 1,2-dichlorobenzene-d4	6.509	152	207324	49.539	ug/l	0.00
Spiked Amount 50.000	Range 70 - 130		Recovery = 99.08%			
Target Compounds						Qvalue
14) Acetone	1.739	43	70314	107.688	ug/l	100

(#)out of range (m)manual integration reviewed by analyst (+)signals summed

Quantitation Report (QT Reviewed)

Data Path : H:\V2019\CHEM03\11NOV\112719\
Data File : 1127_19.D
Acq On : 27 Nov 2019 1:39 pm
Operator :
Client ID : CE67557 #3 0.91X 5.48g LL V4 $8260MADPR ASP /NET
Lab ID : CE67557 5.48X
ALS Vial : 1 Sample Multiplier: 1

Quant Time: Nov 27 15:21:20 2019
Quant Method : H:\V2019\CHEM03\Methods\VT-L111719.M
Quant Title : VOA Standards for 5 point calibration
QLast Update : Mon Nov 18 08:01:11 2019
Response via : Initial Calibration

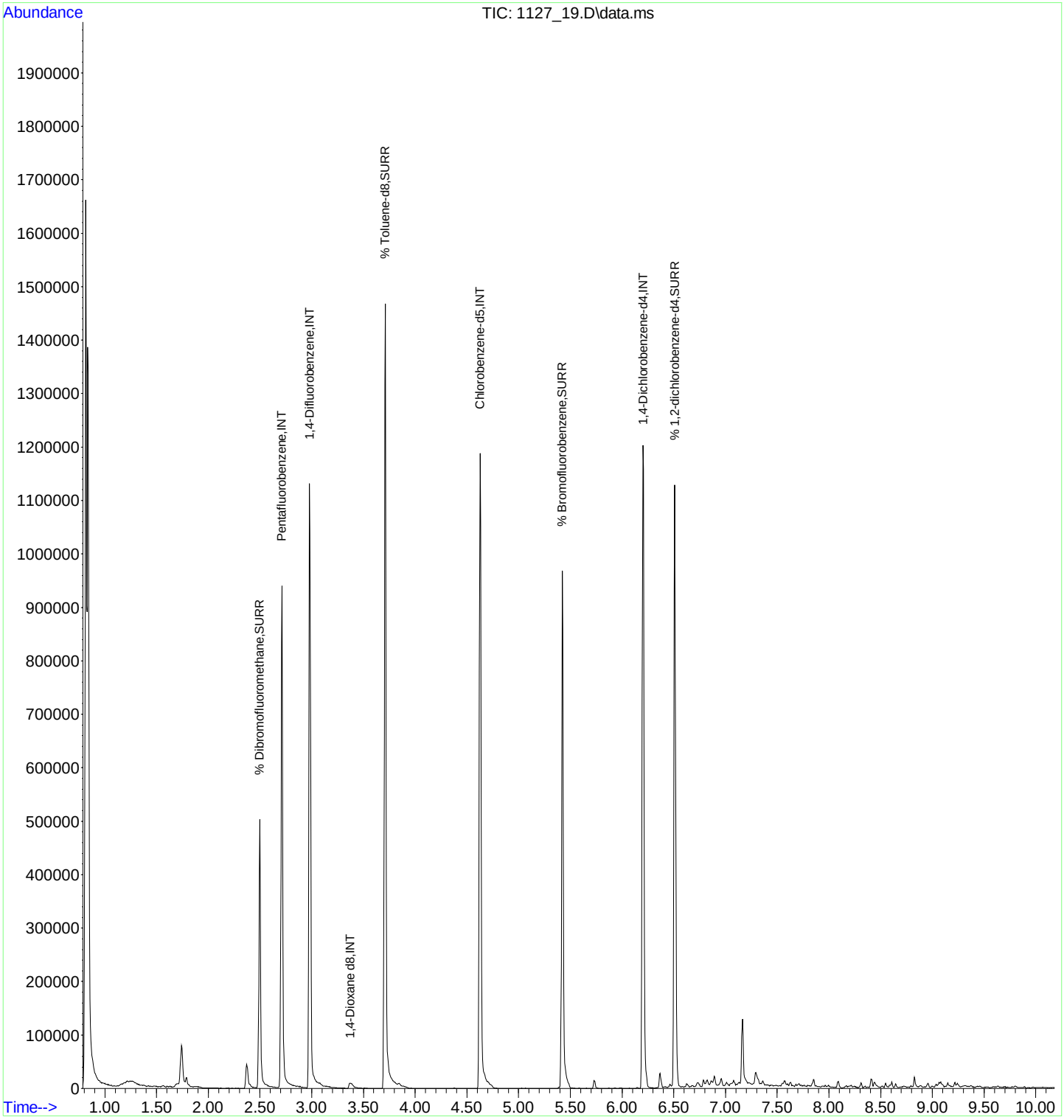

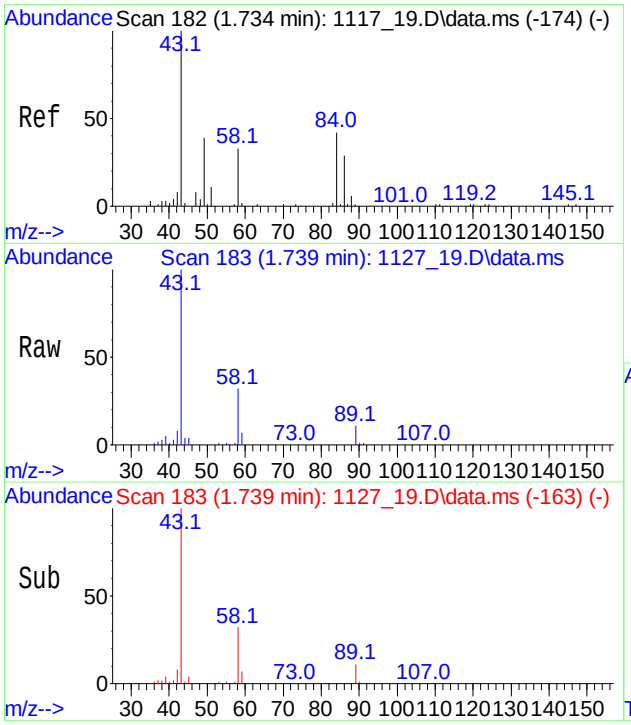

#14
Acetone
Conc: 8$ 107.688 ug/l
RT: 1.739 min Scan# 183
Delta R.T. 0.005 min
Lab File: 1127_19.D
Acq: 27 Nov 2019 1:39 pm

Tgt Ion: 43 Resp: 70314

Ion	Ratio	Lower	Upper
43	100		
58	35.3	5.1	65.1

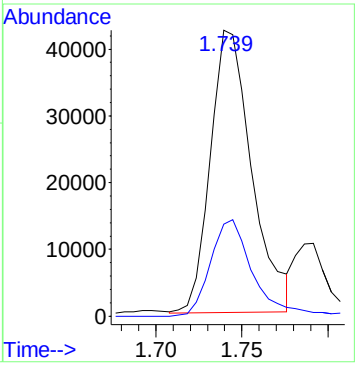

LSC Area Percent Report

Data Path : H:\V2019\CHEM03\11NOV\112719\
Data File : 1127_19.D
Acq On : 27 Nov 2019 1:39 pm
Operator :
Client ID : CE67557 #3 0.91X 5.48g LL V4 $8260MADPR ASP /NET
Lab ID : CE67557 5.48X
ALS Vial : 1 Sample Multiplier: 1

Integration Parameters: rteint.p
Integrator: RTE
Smoothing : ON Filtering: 5
Sampling : 1 Min Area: 3 % of largest Peak
Start Thrs: 0.2 Max Peaks: 100
Stop Thrs : 0 Peak Location: TOP

If leading or trailing edge < 100 prefer < Baseline drop else tangent >
Peak separation: 5

Method : H:\V2019\CHEM03\Methods\VT-L111719.M
Title : VOA Standards for 5 point calibration

Signal : TIC: 1127_19.D\data.ms

peak #	R.T. min	first scan	max scan	last scan	PK TY	peak height	corr. area	corr. % max.	% of total
1	1.739	168	183	190	rBV2	78001	147983	8.49%	1.395%
2	1.786	190	192	201	rVB	17024	23588	1.35%	0.222%
3	2.372	297	304	317	rBV	45473	77524	4.45%	0.731%
4	2.498	322	328	343	rBV	501877	571871	32.81%	5.389%
5	2.712	361	369	389	rBV	938758	1105878	63.44%	10.421%
6	2.979	415	420	437	rBV	1130481	1314312	75.40%	12.385%
7	3.371	489	495	506	rBV2	10091	28603	1.64%	0.270%
8	3.711	554	560	582	rBV	1468021	1743156	100.00%	16.427%
9	4.626	730	735	765	rBV	1187785	1440910	82.66%	13.578%
10	5.421	882	887	903	rVB	967150	1145021	65.69%	10.790%
11	6.201	1031	1036	1050	rBV	1202852	1424835	81.74%	13.427%
12	6.368	1058	1068	1073	rBV	28322	37477	2.15%	0.353%
13	6.509	1089	1095	1106	rVB	1126852	1294898	74.28%	12.202%
14	6.891	1165	1168	1173	rVB4	16755	21707	1.25%	0.205%
15	6.959	1175	1181	1186	rVB2	13555	18304	1.05%	0.172%
16	7.163	1216	1220	1230	rVB	120463	138295	7.93%	1.303%
17	7.294	1240	1245	1253	rVB4	21630	37813	2.17%	0.356%
18	8.408	1454	1458	1462	rBV3	16091	18665	1.07%	0.176%
19	8.826	1534	1538	1545	rVB2	18581	20969	1.20%	0.198%

Sum of corrected areas: 10611809

LSC Report - Integrated Chromatogram

Data Path : H:\V2019\CHEM03\11NOV\112719\
Data File : 1127_19.D
Acq On : 27 Nov 2019 1:39 pm
Operator :
Client ID : CE67557 #3 0.91X 5.48g LL V4 $8260MADPR ASP /NET
Lab ID : CE67557 5.48X
ALS Vial : 1 Sample Multiplier: 1

Quant Method : H:\V2019\CHEM03\Methods\VT-L111719.M
Quant Title : VOA Standards for 5 point calibration

TIC Integration Parameters: LSCINT.P

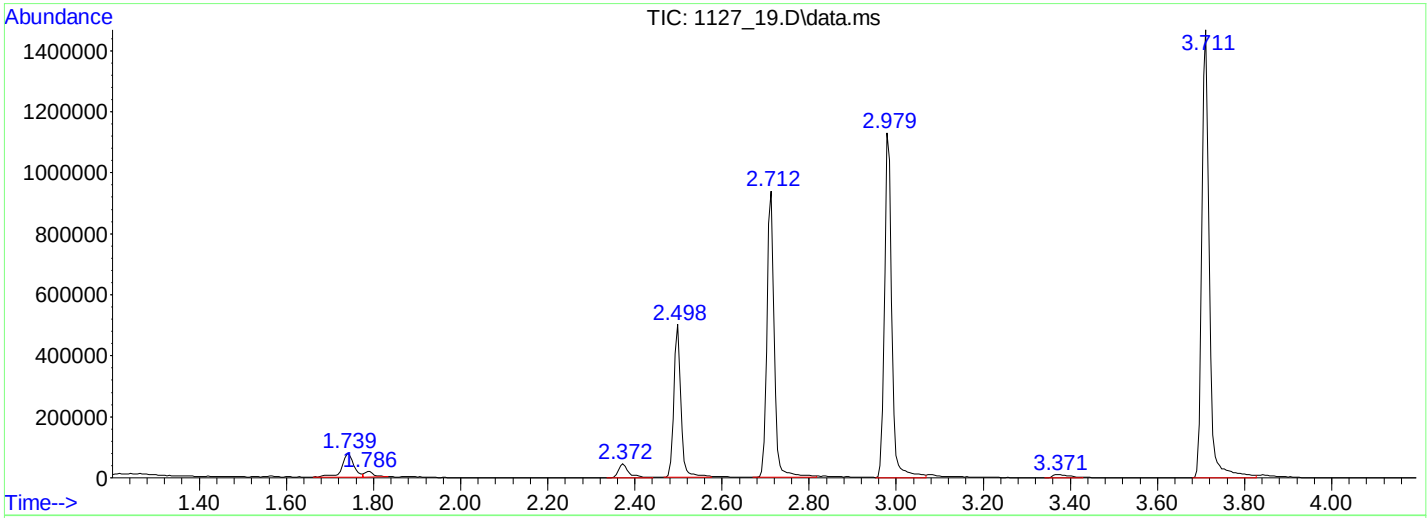

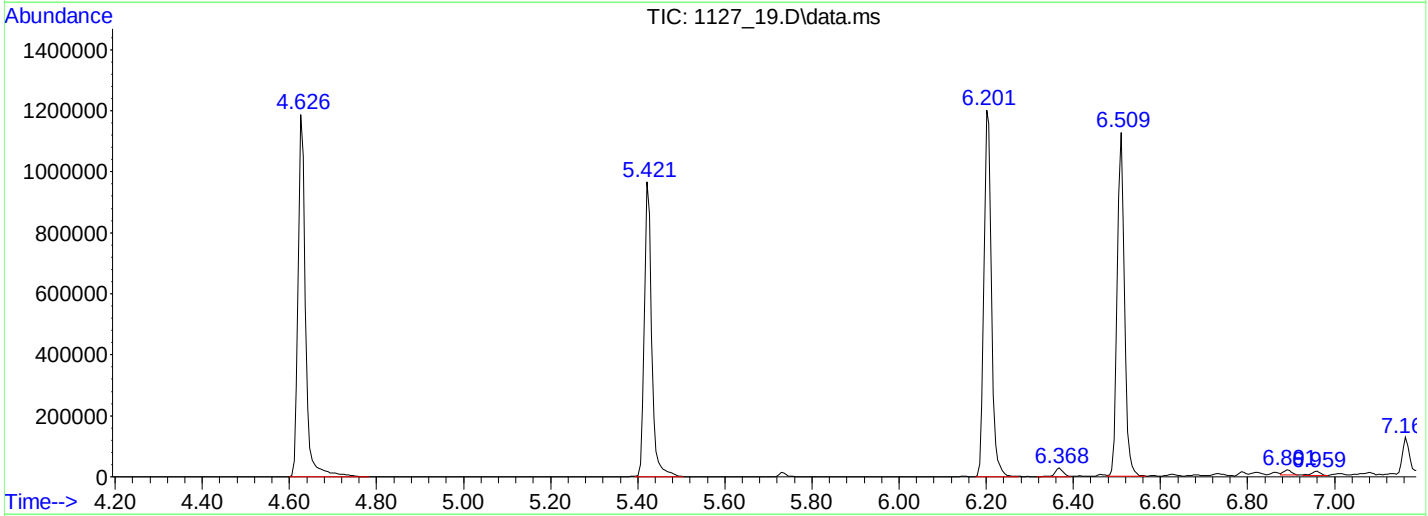

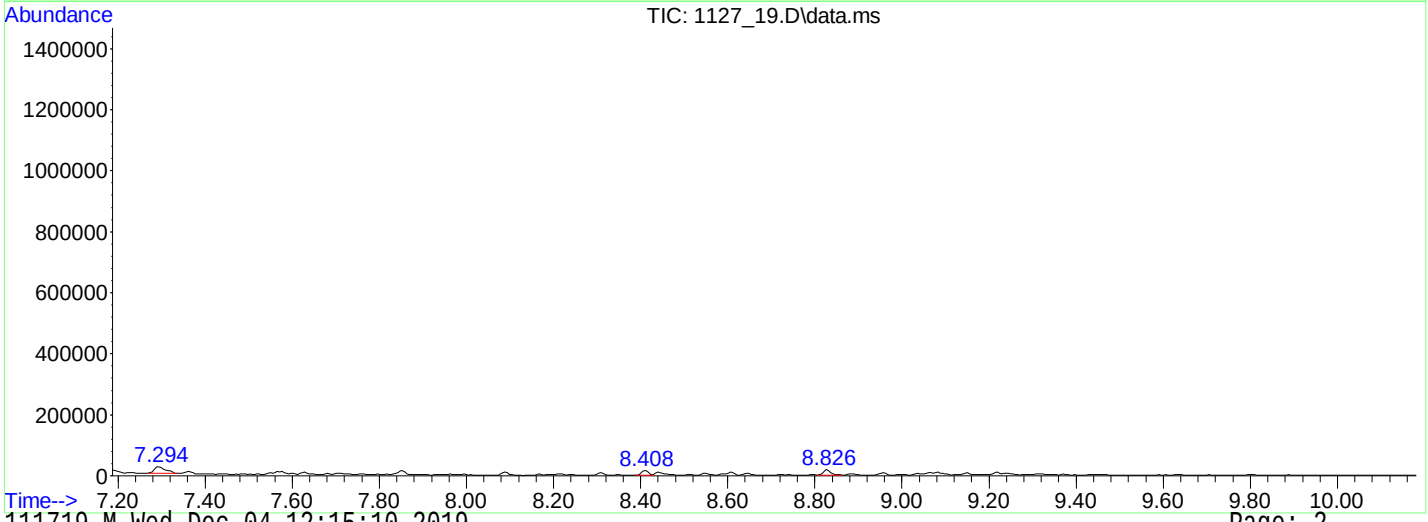

Library Search Compound Report

Data Path : H:\V2019\CHEM03\11NOV\112719\
Data File : 1127_19.D
Acq On : 27 Nov 2019 1:39 pm
Operator :
Client ID : CE67557 #3 0.91X 5.48g LL V4 $8260MADPR ASP /NET
Lab ID : CE67557 5.48X
ALS Vial : 1 Sample Multiplier: 1

Quant Method : H:\V2019\CHEM03\Methods\VT-L111719.M
Quant Title : VOA Standards for 5 point calibration

TIC Integration Parameters: LSCINT.P

No Library Search Compounds Detected
****

Tentatively Identified Compound (LSC) summary

```
Data Path : H:\V2019\CHEM03\11NOV\112719\
Data File : 1127_19.D
Acq On    : 27 Nov 2019   1:39 pm
Operator  :
Client ID : CE67557 #3  0.91X  5.48g LL V4 $8260MADPR ASP /NET
Lab ID    : CE67557 5.48X
ALS Vial  : 1   Sample Multiplier: 1

Quant Method : H:\V2019\CHEM03\Methods\VT-L111719.M
Quant Title  : VOA  Standards for 5 point calibration


TIC Integration Parameters: LSCINT.P

                                                      |--Internal Standard---|
TIC Top Hit name      RT  EstConc Units Response |#    RT     Resp  Conc|
-------------------------------------------------------------------------------
```

6B
VOLATILE ORGANICS INITIAL CALIBRATION DATA

Lab Name: Phoenix Environmental Labs Client: NETC

Lab Code: Phoenix Case No.: SAS No.: SDG No.: GCE67556

Instrument ID: CHEM14 Calibration Date(s): 11/24/19 11/24/19

Heated Purge (Y/N): Y Calibration Time(s): 19:34 21:42

GC Column: RTX-VMS Method File: VT112419.M

LAB FILE ID:

RRF 2	1124_13.D	RRF 5	1124_14.D	RRF 10	1124_15.D	RRF 20	1124_16.D
RRF 50	1124_17.D	RRF 100	1124_18.D	RRF 200	1124_19.D		

COMPOUND		RRF 2	RRF 5	RRF 10	RRF 20	RRF 50	RRF 100	RRF 200		$\overline{\text{RRF}}$	% RSD	% RSD LIMITS
Dichlorodifluoromethane		0.242	0.314	0.335	0.351	0.381	0.381	0.394		0.343	15.4	20 (40)
Chloromethane		0.498	0.510	0.548	0.568	0.589	0.578	0.584		0.554	6.6	20 (40)
Vinyl Chloride		0.335	0.420	0.457	0.488	0.500	0.496	0.494		0.456	13.3	20 (30)
Bromomethane		0.198	0.186	0.207	0.203	0.200	0.195	0.193		0.197	3.6	20 (40)
Chloroethane		0.178	0.199	0.212	0.221	0.215	0.197	0.177		0.200	8.8	20 (40)
Trichlorofluoromethane		0.336	0.440	0.477	0.482	0.490	0.468	0.434		0.447	12.0	20 (40)
1,1-Dichloroethene		0.212	0.229	0.260	0.268	0.270	0.263	0.257		0.251	8.8	20 (30)
Trichlorotrifluoroethane		0.165	0.215	0.244	0.243	0.253	0.241	0.235		0.228	13.3	20 (40)
Carbon Disulfide		0.565	0.695	0.772	0.819	0.847	0.831	0.824		0.765	13.4	20 (40)
Methylene Chloride		0.296	0.267	0.267	0.264	0.259	0.248	0.249		0.264	6.2	20 (40)
Acetone	*		0.093	0.074	0.074	0.074	0.067	0.065		0.074	13.4	20 (40)
Trans-1,2-Dichloroethene		0.269	0.266	0.291	0.312	0.347	0.324	0.317		0.304	9.8	20 (40)
Methyl t-Butyl Ether (MTBE)		0.774	0.758	0.791	0.808	0.811	0.791	0.782		0.788	2.4	20 (40)
1,1-Dichloroethane		0.563	0.600	0.649	0.666	0.671	0.660	0.666		0.639	6.5	20 (40)
Acrylonitrile		0.097	0.096	0.097	0.108	0.109	0.105	0.109		0.103	5.8	20 (40)
Cis-1,2-Dichloroethene		0.305	0.330	0.355	0.357	0.373	0.364	0.367		0.350	6.9	20 (40)
2,2-Dichloropropane		0.345	0.431	0.484	0.495	0.516	0.500	0.512		0.469	13.1	20 (40)
Bromochloromethane		0.127	0.142	0.144	0.149	0.153	0.148	0.147		0.144	5.8	20 (40)
Chloroform		0.503	0.522	0.567	0.572	0.570	0.543	0.542		0.546	4.8	20 (30)
Carbon Tetrachloride		0.325	0.354	0.377	0.395	0.422	0.433	0.456		0.395	11.7	20 (40)
Tetrahydrofuran (THF)		0.100	0.087	0.094	0.098	0.095	0.092	0.090		0.094	4.9	20 (40)
1,1,1-Trichloroethane		0.383	0.445	0.488	0.506	0.508	0.501	0.511		0.477	9.9	20 (40)
Methyl Ethyl Ketone		0.164	0.142	0.141	0.133	0.140	0.133	0.134		0.141	7.7	20 (40)
1,1-Dichloropropene		0.252	0.289	0.312	0.317	0.323	0.317	0.320		0.304	8.5	20 (40)
Benzene		0.824	0.840	0.883	0.886	0.906	0.898	0.892		0.876	3.6	20 (40)
1,2-Dichloroethane		0.233	0.238	0.252	0.257	0.268	0.267	0.270		0.255	5.7	20 (40)
Trichloroethene		0.205	0.214	0.230	0.236	0.243	0.240	0.237		0.229	6.3	20 (40)
Dibromomethane		0.086	0.097	0.103	0.111	0.116	0.119	0.123		0.108	12.4	20 (40)
1,2-dichloropropane		0.199	0.215	0.224	0.237	0.247	0.248	0.249		0.231	8.3	20 (30)
Bromodichloromethane		0.175	0.190	0.214	0.232	0.251	0.262	0.267		0.227	15.8	20 (40)
cis-1,3-Dichloropropene		0.244	0.262	0.295	0.323	0.355	0.365	0.375		0.317	16.3	20 (40)
Toluene		0.482	0.490	0.525	0.533	0.555	0.557	0.563		0.529	6.2	20 (30)
4-Methyl-2-Pentanone		0.179	0.174	0.186	0.210	0.213	0.217	0.213		0.199	9.2	20 (40)
Tetrachloroethene	*	0.153	0.178	0.197	0.192	0.207	0.204	0.207		0.191	10.2	20 (40)
trans-1,3-Dichloropropene		0.180	0.206	0.236	0.260	0.281	0.283	0.288		0.248	17.0	20 (40)
1,1,2-Trichloroethane		0.141	0.146	0.155	0.161	0.165	0.169	0.171		0.158	7.4	20 (40)
Dibromochloromethane		0.112	0.122	0.144	0.161	0.183	0.187	0.194		0.158	20.7 +	20 (40)
1,3-Dichloropropane		0.284	0.286	0.312	0.313	0.319	0.301	0.293		0.301	4.7	20 (40)
1,2-Dibromoethane		0.147	0.156	0.171	0.172	0.180	0.175	0.172		0.167	6.9	20 (40)
2-Hexanone		0.165	0.157	0.152	0.156	0.165	0.160	0.156		0.159	3.1	20 (40)
Chlorobenzene		0.566	0.579	0.620	0.616	0.624	0.590	0.569		0.595	4.2	20 (40)
Ethylbenzene		0.311	0.325	0.349	0.345	0.350	0.329	0.319		0.333	4.6	20 (30)
1,1,1,2-Tetrachloroethane		0.140	0.161	0.179	0.186	0.199	0.195	0.196		0.180	12.2	20 (40)
m&p-Xylene		0.408	0.418	0.444	0.423	0.423	0.397	0.379		0.413	5.0	20 (40)
o-Xylene		0.367	0.385	0.423	0.428	0.432	0.415	0.405		0.408	5.9	20 (40)
Styrene		0.614	0.622	0.658	0.669	0.669	0.623	0.604		0.637	4.3	20 (40)
Bromoform	*	0.057	0.062	0.077	0.087	0.099	0.104	0.109		0.085	24.1 +	20 (40)
Isopropylbenzene		0.552	0.610	0.666	0.670	0.677	0.643	0.624		0.635	6.9	20 (40)

* The minimum RRF was not met for this compound. (#) The maximum %RSD was not met for this compound

(*) Recommended RRF not met (+) %D exceeds criteria % (#) %D exceeds (maximum) %

%D: 10% of target compounds are allowed to be above criteria %, but must be less than the (maximum) %

(l) linear (li) linear inverse conc weight (li2) linear inverse conc weight squared (q) quadratic (qi) quadratic inverse conc weight (qi2) quadratic inverse conc weight squared

Compounds not using average response (l, li, li2, q, qi, qi2) display concentrations and not response factors

6C
VOLATILE ORGANICS INITIAL CALIBRATION DATA

Lab Name: Phoenix Environmental Labs Client: NETC

Lab Code: Phoenix Case No.: SAS No.: SDG No.: GCE67556

Instrument ID: CHEM14 Calibration Date(s): 11/24/19 11/24/19

Heated Purge (Y/N): Y Calibration Time(s): 19:34 21:42

GC Column: RTX-VMS Method File: VT112419.M

LAB FILE ID:

RRF 2	1124_13.D	RRF 5	1124_14.D	RRF 10	1124_15.D	RRF 20	1124_16.D
RRF 50	1124_17.D	RRF 100	1124_18.D	RRF 200	1124_19.D		

COMPOUND		RRF 2	RRF 5	RRF 10	RRF 20	RRF 50	RRF 100	RRF 200		$\overline{\text{RRF}}$	% RSD	% RSD LIMITS
Bromobenzene		0.473	0.498	0.537	0.540	0.556	0.527	0.505		0.519	5.5	20 (40)
n-Propylbenzene		0.557	0.610	0.643	0.655	0.665	0.618	0.586		0.619	6.3	20 (40)
1,1,2,2-Tetrachloroethane		0.366	0.368	0.397	0.420	0.421	0.407	0.391		0.396	5.7	20 (40)
2-Chlorotoluene		0.467	0.484	0.540	0.542	0.547	0.516	0.492		0.513	6.3	20 (40)
1,3,5-Trimethylbenzene		1.606	1.720	1.855	1.854	1.845	1.716	1.638		1.748	6.0	20 (40)
1,2,3-Trichloropropane		0.331	0.316	0.324	0.335	0.332	0.310	0.294		0.320	4.6	20 (40)
trans-1,4-Dichloro-2-butene		0.092	0.106	0.125	0.143	0.160	0.157	0.155		0.134	20.0 +	20 (40)
4-Chlorotoluene		0.462	0.528	0.555	0.547	0.542	0.502	0.486		0.517	6.8	20 (40)
tert-Butylbenzene		1.415	1.565	1.682	1.705	1.735	1.660	1.582		1.621	6.8	20 (40)
1,2,4-Trimethylbenzene		1.700	1.710	1.804	1.798	1.793	1.678	1.612		1.728	4.2	20 (40)
sec-Butylbenzene		1.930	2.206	2.375	2.359	2.383	2.252	2.151		2.237	7.3	20 (40)
p-Isopropyltoluene		1.683	1.879	2.048	2.078	2.129	1.993	1.911		1.960	7.7	20 (40)
1,3-Dichlorobenzene		0.908	0.935	0.989	0.993	0.980	0.903	0.877		0.941	5.0	20 (40)
1,4-Dichlorobenzene		0.875	0.897	0.941	0.942	0.946	0.871	0.854		0.904	4.3	20 (40)
2-Isopropyltoluene		1.619	1.827	1.908	1.938	2.034	1.944	1.876		1.878	7.0	20 (40)
n-Butylbenzene		1.367	1.618	1.736	1.770	1.848	1.687	1.633		1.666	9.2	20 (40)
1,2-Dichlorobenzene		0.783	0.794	0.848	0.853	0.873	0.825	0.811		0.827	4.0	20 (40)
1,2-Dibromo-3-Chloropropane			0.040	0.043	0.054	0.063	0.068	0.074		0.057	24.1 +	20 (40)
Hexachlorobutadiene		0.270	0.349	0.368	0.371	0.400	0.369	0.349		0.354	11.4	20 (40)
1,2,4-Trichlorobenzene		0.432	0.464	0.488	0.501	0.516	0.459	0.446		0.472	6.5	20 (40)
Naphthalene		0.923	0.872	0.929	0.979	1.046	1.043	1.034		0.975	7.1	20 (40)
1,2,3-Trichlorobenzene		0.375	0.362	0.386	0.406	0.432	0.410	0.404		0.396	6.0	20 (40)
% Dibromofluoromethane		0.091	0.092	0.091	0.092	0.091	0.090	0.092		0.091	0.9	20 (40)
% Toluene-d8		1.170	1.186	1.192	1.208	1.239	1.292	1.331		1.231	4.9	20 (40)
% Bromofluorobenzene		0.462	0.463	0.471	0.464	0.468	0.474	0.469		0.467	1.0	20 (40)
% 1,2-dichlorobenzene-d4		0.855	0.861	0.859	0.884	0.893	0.903	0.893		0.878	2.2	20 (40)

* The minimum RRF was not met for this compound. (#) The maximum %RSD was not met for this compound

(*) Recommended RRF not met (+) %D exceeds criteria % (#) %D exceeds (maximum) %

%D: 10% of target compounds are allowed to be above criteria %, but must be less than the (maximum) %

(l) linear (li) linear inverse conc weight (li2) linear inverse conc weight squared (q) quadratic (qi) quadratic inverse conc weight (qi2) quadratic inverse conc weight squared

Compounds not using average response (l, li, li2, q, qi, qi2) display concentrations and not response factors

Response Factor Report Chem 14

Method Path : H:\V2019\CHEM14\Methods\
Method File : VT112419.M
Title : VOA Standards for 5 point calibration
Last Update : Mon Nov 25 14:45:45 2019
Response Via : Initial Calibration

Calibration Files (Note: Curves (l,lf,g,qf) display calculated conc and corr. coefficient.)
002 =1124_13.D 005 =1124_14.D 010 =1124_15.D 020 =1124_16.D 050 =1124_17.D 100 =1124_18.D 200 =1124_19.D

		Compound	002	005	010	020	050	100	200	Avg	%RSD
1)	INT	Pentafluorobenzene	----------ISTD----------								
2)	T	Dichlorodifluo...	0.242	0.314	0.335	0.351	0.381	0.381	0.394	0.343	15.36#
3)	T	Chloromethane	0.498	0.510	0.548	0.568	0.589	0.578	0.584	0.554	6.59
4)	T	Vinyl Chloride	0.335	0.420	0.457	0.488	0.500	0.496	0.494	0.456	13.28
5)	T	Bromomethane	0.198	0.186	0.207	0.203	0.200	0.195	0.193	0.197	3.61
6)	T	Chloroethane	0.178	0.199	0.212	0.221	0.215	0.197	0.177	0.200	8.75
7)	T	Trichlorofluor...	0.336	0.440	0.477	0.482	0.490	0.468	0.434	0.447	11.96
9)	T	1,1-Dichloroet...	0.212	0.229	0.260	0.268	0.270	0.263	0.257	0.251	8.78
10)	T	Trichlorotrifl...	0.165	0.215	0.244	0.243	0.253	0.241	0.235	0.228	13.27
11)	T	Carbon Disulfide	0.565	0.695	0.772	0.819	0.847	0.831	0.824	0.765	13.36
13)	T	Methylene Chlo...	0.296	0.267	0.267	0.264	0.259	0.248	0.249	0.264	6.15
14)	T	Acetone		0.093	0.074	0.074	0.074	0.067	0.065	0.074	13.41
15)	T	Trans-1,2-Dich...	0.269	0.266	0.291	0.312	0.347	0.324	0.317	0.304	9.76
17)	T	Methyl t-Butyl...	0.774	0.758	0.791	0.808	0.811	0.791	0.782	0.788	2.37
19)	T	1,1-Dichloroet...	0.563	0.600	0.649	0.666	0.671	0.660	0.666	0.639	6.52
20)	T	Acrylonitrile	0.097	0.096	0.097	0.108	0.109	0.105	0.109	0.103	5.83
23)	T	Cis-1,2-Dichlo...	0.305	0.330	0.355	0.357	0.373	0.364	0.367	0.350	6.87
24)	T	2,2-Dichloropr...	0.345	0.431	0.484	0.495	0.516	0.500	0.512	0.469	13.12
25)	T	Bromochloromet...	0.127	0.142	0.144	0.149	0.153	0.148	0.147	0.144	5.75
27)	T	Chloroform	0.503	0.522	0.567	0.572	0.570	0.543	0.542	0.546	4.80
28)	T	Carbon Tetrach...	0.325	0.354	0.377	0.395	0.422	0.433	0.456	0.395	11.71
29)	T	Tetrahydrofura...	0.100	0.087	0.094	0.098	0.095	0.092	0.090	0.094#	4.87
30)	T	1,1,1-Trichlor...	0.383	0.445	0.488	0.506	0.508	0.501	0.511	0.477	9.91
31)	SURR%	Dibromofluor...	0.091	0.092	0.091	0.092	0.091	0.090	0.092	0.091	0.93
32)	T	Methyl Ethyl K...	0.164	0.142	0.141	0.133	0.140	0.133	0.134	0.141	7.74
33)	INT	1,4-Difluorobenzene	----------ISTD----------								
34)	T	1,1-Dichloropr...	0.252	0.289	0.312	0.317	0.323	0.317	0.320	0.304	8.45
35)	T	Benzene	0.824	0.840	0.883	0.886	0.906	0.898	0.892	0.876	3.56
37)	T	1,2-Dichloroet...	0.233	0.238	0.252	0.257	0.268	0.267	0.270	0.255	5.74
39)	T	Trichloroethene	0.205	0.214	0.230	0.236	0.243	0.240	0.237	0.229	6.25
40)	T	Dibromomethane	0.086	0.097	0.103	0.111	0.116	0.119	0.123	0.108	12.42
41)	T	1,2-dichloropr...	0.199	0.215	0.224	0.237	0.247	0.248	0.249	0.231	8.31
42)	T	Bromodichlorom...	0.175	0.190	0.214	0.232	0.251	0.262	0.267	0.227	15.78#
43)	T	cis-1,3-Dichlo...	0.244	0.262	0.295	0.323	0.355	0.365	0.375	0.317	16.29#
44)	T	Toluene	0.482	0.490	0.525	0.533	0.555	0.557	0.563	0.529	6.16
45)	SURR%	Toluene-d8	1.170	1.186	1.192	1.208	1.239	1.292	1.331	1.231	4.89
46)	T	4-Methyl-2-Pen...	0.179	0.174	0.186	0.210	0.213	0.217	0.213	0.199	9.18
47)	T	Tetrachloroethene	0.153	0.178	0.197	0.192	0.207	0.204	0.207	0.191	10.16
48)	T	trans-1,3-Dich...	0.180	0.206	0.236	0.260	0.281	0.283	0.288	0.248	16.96#
49)	T	1,1,2-Trichlor...	0.141	0.146	0.155	0.161	0.165	0.169	0.171	0.158	7.40
50)	INT	Chlorobenzene-d5	----------ISTD----------								

Method Path : H:\V2019\CHEM14\Methods\
Method File : VT112419.M

51)	T	Dibromochlorom...	0.112	0.122	0.144	0.161	0.183	0.187	0.194	0.158	20.65#
52)	T	1,3-Dichloropr...	0.284	0.286	0.312	0.313	0.319	0.301	0.293	0.301	4.66
53)	T	1,2-Dibromoethane	0.147	0.156	0.171	0.172	0.180	0.175	0.172	0.167	6.92
54)	T	2-Hexanone	0.165	0.157	0.152	0.156	0.165	0.160	0.156	0.159	3.12
55)	T	Chlorobenzene	0.566	0.579	0.620	0.616	0.624	0.590	0.569	0.595	4.21
56)	T	Ethylbenzene	0.311	0.325	0.349	0.345	0.350	0.329	0.319	0.333	4.62
57)	T	1,1,1,2-Tetrac...	0.140	0.161	0.179	0.186	0.199	0.195	0.196	0.180	12.16
58)	T	m&p-Xylene	0.408	0.418	0.444	0.423	0.423	0.397	0.379	0.413	5.04
59)	T	o-Xylene	0.367	0.385	0.423	0.428	0.432	0.415	0.405	0.408	5.87
60)	T	Styrene	0.614	0.622	0.658	0.669	0.669	0.623	0.604	0.637	4.33
61)	T	Bromoform	0.057	0.062	0.077	0.087	0.099	0.104	0.109	0.085#	24.08#
62)	SURR%	Bromofluorob...	0.462	0.463	0.471	0.464	0.468	0.474	0.469	0.467	0.98
63)	INT	1,4-Dichlorobenzen...	----------ISTD----------								
64)	SURR%	1,2-dichloro...	0.855	0.861	0.859	0.884	0.893	0.903	0.893	0.878	2.24
65)	T	Isopropylbenzene	0.552	0.610	0.666	0.670	0.677	0.643	0.624	0.635	6.93
66)	T	Bromobenzene	0.473	0.498	0.537	0.540	0.556	0.527	0.505	0.519	5.54
67)	T	n-Propylbenzene	0.557	0.610	0.643	0.655	0.665	0.618	0.586	0.619	6.25
68)	T	1,1,2,2-Tetrac...	0.366	0.368	0.397	0.420	0.421	0.407	0.391	0.396	5.65
69)	T	2-Chlorotoluene	0.467	0.484	0.540	0.542	0.547	0.516	0.492	0.513	6.25
70)	T	1,3,5-Trimethy...	1.606	1.720	1.855	1.854	1.845	1.716	1.638	1.748	6.01
71)	T	1,2,3-Trichlor...	0.331	0.316	0.324	0.335	0.332	0.310	0.294	0.320	4.57
72)	T	trans-1,4-Dich...	0.092	0.106	0.125	0.143	0.160	0.157	0.155	0.134	20.01#
73)	T	4-Chlorotoluene	0.462	0.528	0.555	0.547	0.542	0.502	0.486	0.517	6.78
74)	T	tert-Butylbenzene	1.415	1.565	1.682	1.705	1.735	1.660	1.582	1.621	6.79
75)	T	1,2,4-Trimethy...	1.700	1.710	1.804	1.798	1.793	1.678	1.612	1.728	4.22
76)	T	sec-Butylbenzene	1.930	2.206	2.375	2.359	2.383	2.252	2.151	2.237	7.25
77)	T	p-Isopropyltol...	1.683	1.879	2.048	2.078	2.129	1.993	1.911	1.960	7.72
78)	T	1,3-Dichlorobe...	0.908	0.935	0.989	0.993	0.980	0.903	0.877	0.941	4.99
79)	T	1,4-Dichlorobe...	0.875	0.897	0.941	0.942	0.946	0.871	0.854	0.904	4.30
80)	T	2-Isopropyltol...	1.619	1.827	1.908	1.938	2.034	1.944	1.876	1.878	6.97
81)	T	n-Butylbenzene	1.367	1.618	1.736	1.770	1.848	1.687	1.633	1.666	9.23
82)	T	1,2-Dichlorobe...	0.783	0.794	0.848	0.853	0.873	0.825	0.811	0.827	3.97
83)	T	1,2-Dibromo-3-...		0.040	0.043	0.054	0.063	0.068	0.074	0.057	24.14#
84)	T	Hexachlorobuta...	0.270	0.349	0.368	0.371	0.400	0.369	0.349	0.354	11.44
85)	T	1,2,4-Trichlor...	0.432	0.464	0.488	0.501	0.516	0.459	0.446	0.472	6.46
86)	T	Naphthalene	0.923	0.872	0.929	0.979	1.046	1.043	1.034	0.975	7.09
87)	T	1,2,3-Trichlor...	0.375	0.362	0.386	0.406	0.432	0.410	0.404	0.396	5.97
88)	INT	1,4-Dioxane d8	----------ISTD----------								

(#,$,@)=Out of Range l=linear lf=linear(0,0) q=Quadratic qf=Quadratic(0,0)

Quantitation Report (QT Reviewed)

Data Path : H:\V2019\CHEM14\11NOV\112419\
Data File : 1124_13.D
Acq On : 24 Nov 2019 7:34 pm
Operator :
Client ID : BFB TUNE
Lab ID : VOA -2.0 PPB STD. VOA32L II 11/24 AS
ALS Vial : 1 Sample Multiplier: 1

Quant Time: Nov 25 14:41:57 2019
Quant Method : H:\V2019\CHEM14\METHODS\VT112419.M
Quant Title : VOA Standards for 5 point calibration
QLast Update : Sun Nov 24 21:13:46 2019
Response via : Initial Calibration

Compound	R.T.	QIon	Response	Conc	Units	Dev(Min)
Internal Standards						
1) Pentafluorobenzene	3.323	168	287532	50.000	ug/l	0.00
33) 1,4-Difluorobenzene	3.622	114	432701	50.000	ug/l	0.00
50) Chlorobenzene-d5	5.415	117	398284	50.000	ug/l	0.00
63) 1,4-Dichlorobenzene-d4	7.145	152	190220	50.000	ug/l	0.00
88) 1,4-Dioxane d8	4.036	96	9664	500.000	ug/l	0.00
System Monitoring Compounds						
31) % Dibromofluoromethane	3.097	192	26183	49.851	ug/l	0.00
Spiked Amount 50.000	Range 70 - 130		Recovery	=	99.70%	
45) % Toluene-d8	4.408	98	506372	47.227	ug/l	0.00
Spiked Amount 50.000	Range 70 - 130		Recovery	=	94.46%	
62) % Bromofluorobenzene	6.285	95	183852	49.315	ug/l	0.00
Spiked Amount 50.000	Range 70 - 130		Recovery	=	98.62%	
64) % 1,2-dichlorobenzene-d4	7.491	152	162569	47.854	ug/l	0.00
Spiked Amount 50.000	Range 70 - 130		Recovery	=	95.70%	
Target Compounds						Qvalue
2) Dichlorodifluoromethane	1.095	85	2781	1.271	ug/l	97
3) Chloromethane	1.252	50	5731	1.692	ug/l	96
4) Vinyl Chloride	1.289	62	3850	1.338	ug/l	99
5) Bromomethane	1.498	94	2281m	1.980	ug/l	64
6) Chloroethane	1.572	64	2044	1.652	ug/l	87
7) Trichlorofluoromethane	1.645	101	3859	1.369	ug/l	99
9) 1,1-Dichloroethene	1.918	96	2435	1.566	ug/l	97
10) Trichlorotrifluoroethane	1.933	151	1893	1.302	ug/l	96
11) Carbon Disulfide	1.944	76	6494	1.333	ug/l	88
13) Methylene Chloride	2.217	84	3408	2.291	ug/l	90
14) Acetone	2.248	43	1598	3.754	ug/l	78
15) Trans-1,2-Dichloroethene	2.295	96	3097	1.552	ug/l	93
17) Methyl t-Butyl Ether (...	2.342	73	8904	1.908	ug/l	96
19) 1,1-Dichloroethane	2.605	63	6470	1.677	ug/l	98
20) Acrylonitrile	2.641	53	1116	1.784	ug/l	94
23) Cis-1,2-Dichloroethene	2.872	96	3511	1.635	ug/l	96
24) 2,2-Dichloropropane	2.930	77	3973	1.338	ug/l	95
25) Bromochloromethane	2.972	128	1463	1.663	ug/l#	69
27) Chloroform	3.003	83	5788	1.766	ug/l	97
28) Carbon Tetrachloride	3.076	117	3736	1.538	ug/l	90
29) Tetrahydrofuran (THF)	3.097	42	2889	5.286	ug/l	92
30) 1,1,1-Trichloroethane	3.113	97	4410	1.511	ug/l	96
32) Methyl Ethyl Ketone	3.171	43	1888	2.343	ug/l	68
34) 1,1-Dichloropropene	3.171	75	4354	1.559	ug/l	98
35) Benzene	3.307	78	14263	1.819	ug/l	100
37) 1,2-Dichloroethane	3.417	62	4040	1.743	ug/l	76
39) Trichloroethene	3.611	130	3545	1.684	ug/l#	1
40) Dibromomethane	3.858	93	1483	1.478	ug/l	99
41) 1,2-dichloropropane	3.905	63	3440	1.612	ug/l	88
42) Bromodichloromethane	3.931	83	3025	1.390	ug/l	99
43) cis-1,3-Dichloropropene	4.303	75	4228	1.375	ug/l	97
44) Toluene	4.440	92	8334	1.736	ug/l	99
46) 4-Methyl-2-Pentanone	4.670	43	3106	1.684	ug/l	89
47) Tetrachloroethene	4.681	164	2655	1.486	ug/l	98
48) trans-1,3-Dichloropropene	4.702	75	3118	1.280	ug/l	90
49) 1,1,2-Trichloroethane	4.807	97	2434	1.700	ug/l	99
51) Dibromochloromethane	4.922	129	1785	1.227	ug/l	99
52) 1,3-Dichloropropane	4.985	76	4522	1.778	ug/l	95
53) 1,2-Dibromoethane	5.085	107	2345	1.638	ug/l	98

Quantitation Report (QT Reviewed)

Data Path : H:\V2019\CHEM14\11NOV\112419\
Data File : 1124_13.D
Acq On : 24 Nov 2019 7:34 pm
Operator :
Client ID : BFB TUNE
Lab ID : VOA -2.0 PPB STD. VOA32L II 11/24 AS
ALS Vial : 1 Sample Multiplier: 1

Quant Time: Nov 25 14:41:57 2019
Quant Method : H:\V2019\CHEM14\METHODS\VT112419.M
Quant Title : VOA Standards for 5 point calibration
QLast Update : Sun Nov 24 21:13:46 2019
Response via : Initial Calibration

Compound	R.T.	QIon	Response	Conc Units	Dev(Min)
54) 2-Hexanone	5.221	43	2636	2.006 ug/l	82
55) Chlorobenzene	5.425	112	9018	1.813 ug/l	85
56) Ethylbenzene	5.436	106	4961	1.781 ug/l	98
57) 1,1,1,2-Tetrachloroethane	5.467	131	2231	1.407 ug/l#	64
58) m&p-Xylene	5.541	106	12986	3.852 ug/l	97
59) o-Xylene	5.845	106	5848	1.699 ug/l	92
60) Styrene	5.887	104	9789	1.837 ug/l	98
61) Bromoform	5.913	173	908	1.147 ug/l	92
65) Isopropylbenzene	6.070	120	4203	1.632 ug/l	97
66) Bromobenzene	6.369	156	3597	1.700 ug/l	92
67) n-Propylbenzene	6.380	120	4240	1.675 ug/l	97
68) 1,1,2,2-Tetrachloroethane	6.442	83	2786	1.740 ug/l	95
69) 2-Chlorotoluene	6.500	126	3552	1.707 ug/l	93
70) 1,3,5-Trimethylbenzene	6.526	105	12221	1.741 ug/l	97
71) 1,2,3-Trichloropropane	6.547	75	2515	1.991 ug/l	95
72) trans-1,4-Dichloro-2-b...	6.574	75	3500	5.751 ug/l#	76
73) 4-Chlorotoluene	6.631	126	3513	1.704 ug/l#	84
74) tert-Butylbenzene	6.773	119	10766	1.631 ug/l	98
75) 1,2,4-Trimethylbenzene	6.830	105	12935	1.896 ug/l	99
76) sec-Butylbenzene	6.909	105	14687	1.620 ug/l	99
77) p-Isopropyltoluene	7.024	119	12802	1.580 ug/l	99
78) 1,3-Dichlorobenzene	7.087	146	6905	1.851 ug/l	98
79) 1,4-Dichlorobenzene	7.161	146	6657	1.849 ug/l#	76
80) 2-Isopropyltoluene	7.229	119	12318	1.592 ug/l	98
81) n-Butylbenzene	7.365	91	10403	1.480 ug/l	99
82) 1,2-Dichlorobenzene	7.496	146	5956	1.794 ug/l#	72
83) 1,2-Dibromo-3-Chloropr...	8.141	155	251	1.042 ug/l	94
84) Hexachlorobutadiene	8.618	225	2057	1.353 ug/l	93
85) 1,2,4-Trichlorobenzene	8.645	180	3287	1.674 ug/l	95
86) Naphthalene	8.880	128	7020	1.764 ug/l	98
87) 1,2,3-Trichlorobenzene	9.012	180	2855	1.737 ug/l	97

(#)out of range (m)manual integration reviewed by analyst (+)signals summed

Quantitation Report (QT Reviewed)

Data Path : H:\V2019\CHEM14\11NOV\112419\
Data File : 1124_13.D
Acq On : 24 Nov 2019 7:34 pm
Operator :
Client ID : BFB TUNE
Lab ID : VOA -2.0 PPB STD. VOA32L II 11/24 AS
ALS Vial : 1 Sample Multiplier: 1

Quant Time: Nov 25 14:41:57 2019
Quant Method : H:\V2019\CHEM14\METHODS\VT112419.M
Quant Title : VOA Standards for 5 point calibration
QLast Update : Sun Nov 24 21:13:46 2019
Response via : Initial Calibration



Quantitation Report (RF) (QT Reviewed)

Data Path : H:\V2019\CHEM14\11NOV\112419\
Data File : 1124_14.D
Acq On : 24 Nov 2019 7:56 pm
Operator :
Client ID : ICAL 5
Lab ID : VOA -5.0 PPB STD.
ALS Vial : 1 Sample Multiplier: 1

Quant Time: Nov 25 14:44:09 2019
Quant Method : H:\V2019\CHEM14\METHODS\VT112419.M
Quant Title : VOA Standards for 5 point calibration
QLast Update : Sun Nov 24 21:13:46 2019
Response via : Initial Calibration

Compound	R.T.	QIon	Response	Conc	Units	Dev(Min)
Internal Standards						
1) Pentafluorobenzene	3.323	168	285639	50.000	ug/l	0.00
33) 1,4-Difluorobenzene	3.622	114	427345	50.000	ug/l	0.00
50) Chlorobenzene-d5	5.415	117	390832	50.000	ug/l	0.00
63) 1,4-Dichlorobenzene-d4	7.145	152	187751	50.000	ug/l	0.00
88) 1,4-Dioxane d8	4.036	96	9561	500.000	ug/l	0.00
System Monitoring Compounds						
31) % Dibromofluoromethane	3.098	192	26230	50.271	ug/l	0.00
Spiked Amount 50.000	Range 70 - 130		Recovery	= 100.54%		
45) % Toluene-d8	4.408	98	506712	47.851	ug/l	0.00
Spiked Amount 50.000	Range 70 - 130		Recovery	= 95.70%		
62) % Bromofluorobenzene	6.285	95	180829	49.429	ug/l	0.00
Spiked Amount 50.000	Range 70 - 130		Recovery	= 98.86%		
64) % 1,2-dichlorobenzene-d4	7.491	152	161577	48.187	ug/l	0.00
Spiked Amount 50.000	Range 70 - 130		Recovery	= 96.38%		
Target Compounds						Qvalue
2) Dichlorodifluoromethane	1.095	85	8983	4.591	ug/l	94
3) Chloromethane	1.247	50	14564	4.604	ug/l	95
4) Vinyl Chloride	1.283	62	12001	4.610	ug/l	98
5) Bromomethane	1.493	94	5303m	4.701	ug/l	81
6) Chloroethane	1.567	64	5677	4.974	ug/l	89
7) Trichlorofluoromethane	1.640	101	12570	4.925	ug/l	97
9) 1,1-Dichloroethene	1.918	96	6554	4.565	ug/l	91
10) Trichlorotrifluoroethane	1.928	151	6144	4.719	ug/l	97
11) Carbon Disulfide	1.944	76	19848	4.544	ug/l	97
13) Methylene Chloride	2.217	84	7632	5.057	ug/l	92
14) Acetone	2.253	43	2663m	6.263	ug/l	79
15) Trans-1,2-Dichloroethene	2.290	96	7602	4.380	ug/l	91
17) Methyl t-Butyl Ether (...	2.343	73	21645	4.809	ug/l	90
19) 1,1-Dichloroethane	2.605	63	17127	4.691	ug/l	99
20) Acrylonitrile	2.641	53	2745	4.665	ug/l	97
23) Cis-1,2-Dichloroethene	2.872	96	9435	4.717	ug/l	95
24) 2,2-Dichloropropane	2.925	77	12301	4.590	ug/l	100
25) Bromochloromethane	2.972	128	4056	4.924	ug/l#	81
27) Chloroform	2.998	83	14917	4.785	ug/l	98
28) Carbon Tetrachloride	3.071	117	10103	4.482	ug/l	95
29) Tetrahydrofuran (THF)	3.098	42	6232	11.617	ug/l	89
30) 1,1,1-Trichloroethane	3.113	97	12697	4.656	ug/l	96
32) Methyl Ethyl Ketone	3.166	43	4051	5.030	ug/l	84
34) 1,1-Dichloropropene	3.171	75	12359	4.755	ug/l	99
35) Benzene	3.302	78	35885	4.795	ug/l	99
37) 1,2-Dichloroethane	3.417	62	10167	4.664	ug/l	95
39) Trichloroethene	3.611	130	9156	4.672	ug/l#	36
40) Dibromomethane	3.853	93	4137	4.494	ug/l	93
41) 1,2-dichloropropane	3.905	63	9200	4.655	ug/l	97
42) Bromodichloromethane	3.936	83	8127	4.182	ug/l	97
43) cis-1,3-Dichloropropene	4.303	75	11189	4.130	ug/l	99
44) Toluene	4.440	92	20954	4.633	ug/l	100
46) 4-Methyl-2-Pentanone	4.676	43	7438	4.378	ug/l	94
47) Tetrachloroethene	4.681	164	7623	4.666	ug/l	99
48) trans-1,3-Dichloropropene	4.702	75	8816	4.160	ug/l	98
49) 1,1,2-Trichloroethane	4.807	97	6228	4.603	ug/l	98
51) Dibromochloromethane	4.922	129	4773	3.875	ug/l	100
52) 1,3-Dichloropropane	4.985	76	11184	4.752	ug/l	98
53) 1,2-Dibromoethane	5.085	107	6084	4.648	ug/l	93

Quantitation Report (RF) (QT Reviewed)

Data Path : H:\V2019\CHEM14\11NOV\112419\
Data File : 1124_14.D
Acq On : 24 Nov 2019 7:56 pm
Operator :
Client ID : ICAL 5
Lab ID : VOA -5.0 PPB STD.
ALS Vial : 1 Sample Multiplier: 1

Quant Time: Nov 25 14:44:09 2019
Quant Method : H:\V2019\CHEM14\METHODS\VT112419.M
Quant Title : VOA Standards for 5 point calibration
QLast Update : Sun Nov 24 21:13:46 2019
Response via : Initial Calibration

Compound	R.T.	QIon	Response	Conc Units	Dev(Min)
54) 2-Hexanone	5.221	43	6148	4.954 ug/l	87
55) Chlorobenzene	5.425	112	22623	4.864 ug/l	95
56) Ethylbenzene	5.436	106	12719	4.892 ug/l	94
57) 1,1,1,2-Tetrachloroethane	5.467	131	6297	4.488 ug/l	88
58) m&p-Xylene	5.536	106	32642	10.110 ug/l	97
59) o-Xylene	5.845	106	15065	4.724 ug/l	95
60) Styrene	5.882	104	24301	4.881 ug/l	98
61) Bromoform	5.913	173	2437	3.667 ug/l	93
65) Isopropylbenzene	6.070	120	11457	4.808 ug/l	95
66) Bromobenzene	6.364	156	9356	4.796 ug/l	95
67) n-Propylbenzene	6.380	120	11460	4.928 ug/l	95
68) 1,1,2,2-Tetrachloroethane	6.443	83	6911	4.651 ug/l	98
69) 2-Chlorotoluene	6.500	126	9094	4.725 ug/l	88
70) 1,3,5-Trimethylbenzene	6.526	105	32285	4.920 ug/l	99
71) 1,2,3-Trichloropropane	6.542	75	5930	4.933 ug/l	100
72) trans-1,4-Dichloro-2-b...	6.579	75	9986	19.834 ug/l	84
73) 4-Chlorotoluene	6.631	126	9912	5.103 ug/l	99
74) tert-Butylbenzene	6.773	119	29374	4.827 ug/l	100
75) 1,2,4-Trimethylbenzene	6.825	105	32108	4.948 ug/l	97
76) sec-Butylbenzene	6.909	105	41410	4.931 ug/l	99
77) p-Isopropyltoluene	7.025	119	35273	4.792 ug/l	99
78) 1,3-Dichlorobenzene	7.087	146	17553	4.969 ug/l	98
79) 1,4-Dichlorobenzene	7.161	146	16846	4.964 ug/l	91
80) 2-Isopropyltoluene	7.224	119	34307	4.865 ug/l	99
81) n-Butylbenzene	7.360	91	30370	4.856 ug/l	99
82) 1,2-Dichlorobenzene	7.496	146	14914	4.805 ug/l	90
83) 1,2-Dibromo-3-Chloropr...	8.147	155	753	3.507 ug/l	98
84) Hexachlorobutadiene	8.618	225	6550	4.932 ug/l	99
85) 1,2,4-Trichlorobenzene	8.645	180	8711	4.912 ug/l	100
86) Naphthalene	8.881	128	16380	4.473 ug/l	99
87) 1,2,3-Trichlorobenzene	9.012	180	6792	4.564 ug/l	99

(#)out of range (m)manual integration reviewed by analyst (+)signals summed

Quantitation Report (RF) (QT Reviewed)

Data Path : H:\V2019\CHEM14\11NOV\112419\
Data File : 1124_14.D
Acq On : 24 Nov 2019 7:56 pm
Operator :
Client ID : ICAL 5
Lab ID : VOA -5.0 PPB STD.
ALS Vial : 1 Sample Multiplier: 1

Quant Time: Nov 25 14:44:09 2019
Quant Method : H:\V2019\CHEM14\METHODS\VT112419.M
Quant Title : VOA Standards for 5 point calibration
QLast Update : Sun Nov 24 21:13:46 2019
Response via : Initial Calibration



Quantitation Report (RF) (QT Reviewed)

Data Path : H:\V2019\CHEM14\11NOV\112419\
Data File : 1124_15.D
Acq On : 24 Nov 2019 8:17 pm
Operator :
Client ID : ICAL 10
Lab ID : VOA - 10 PPB STD.
ALS Vial : 1 Sample Multiplier: 1

Quant Time: Nov 25 14:45:34 2019
Quant Method : H:\V2019\CHEM14\METHODS\VT112419.M
Quant Title : VOA Standards for 5 point calibration
QLast Update : Sun Nov 24 21:13:46 2019
Response via : Initial Calibration

Compound	R.T.	QIon	Response	Conc	Units	Dev(Min)
Internal Standards						
1) Pentafluorobenzene	3.323	168	280805	50.000	ug/l	0.00
33) 1,4-Difluorobenzene	3.622	114	421818	50.000	ug/l	0.00
50) Chlorobenzene-d5	5.415	117	385924	50.000	ug/l	0.00
63) 1,4-Dichlorobenzene-d4	7.145	152	183866	50.000	ug/l	0.00
88) 1,4-Dioxane d8	4.036	96	9075	500.000	ug/l	0.00
System Monitoring Compounds						
31) % Dibromofluoromethane	3.097	192	25512	49.737	ug/l	0.00
Spiked Amount 50.000	Range 70 - 130		Recovery = 99.48%			
45) % Toluene-d8	4.408	98	502615	48.086	ug/l	0.00
Spiked Amount 50.000	Range 70 - 130		Recovery = 96.18%			
62) % Bromofluorobenzene	6.285	95	181690	50.296	ug/l	0.00
Spiked Amount 50.000	Range 70 - 130		Recovery = 100.60%			
64) % 1,2-dichlorobenzene-d4	7.491	152	157946	48.100	ug/l	0.00
Spiked Amount 50.000	Range 70 - 130		Recovery = 96.20%			
Target Compounds						Qvalue
2) Dichlorodifluoromethane	1.100	85	18821	9.784	ug/l	99
3) Chloromethane	1.247	50	30801	9.904	ug/l	98
4) Vinyl Chloride	1.289	62	25671	10.031	ug/l	100
5) Bromomethane	1.498	94	11626	10.484	ug/l	89
6) Chloroethane	1.566	64	11889	10.597	ug/l	94
7) Trichlorofluoromethane	1.645	101	26813	10.687	ug/l	97
9) 1,1-Dichloroethene	1.918	96	14620	10.358	ug/l	91
10) Trichlorotrifluoroethane	1.928	151	13676	10.685	ug/l	99
11) Carbon Disulfide	1.944	76	43346	10.094	ug/l	98
13) Methylene Chloride	2.217	84	14984	10.099	ug/l	93
14) Acetone	2.253	43	4128m	9.876	ug/l	82
15) Trans-1,2-Dichloroethene	2.295	96	16364	9.590	ug/l	95
17) Methyl t-Butyl Ether (...	2.342	73	44410	10.037	ug/l	94
19) 1,1-Dichloroethane	2.605	63	36421	10.146	ug/l	96
20) Acrylonitrile	2.647	53	5446	9.415	ug/l	98
23) Cis-1,2-Dichloroethene	2.872	96	19932	10.136	ug/l	95
24) 2,2-Dichloropropane	2.924	77	27171	10.313	ug/l	99
25) Bromochloromethane	2.977	128	8075	9.972	ug/l#	81
27) Chloroform	3.003	83	31868	10.399	ug/l	99
28) Carbon Tetrachloride	3.076	117	21193	9.564	ug/l	99
29) Tetrahydrofuran (THF)	3.097	42	13159	24.952	ug/l	91
30) 1,1,1-Trichloroethane	3.113	97	27395	10.219	ug/l	98
32) Methyl Ethyl Ketone	3.166	43	7909	9.988	ug/l	87
34) 1,1-Dichloropropene	3.171	75	26299	10.251	ug/l	99
35) Benzene	3.307	78	74527	10.089	ug/l	99
37) 1,2-Dichloroethane	3.417	62	21299	9.899	ug/l	99
39) Trichloroethene	3.611	130	19428	10.043	ug/l#	76
40) Dibromomethane	3.852	93	8661	9.531	ug/l	97
41) 1,2-dichloropropane	3.905	63	18909	9.692	ug/l	99
42) Bromodichloromethane	3.936	83	18030	9.399	ug/l	99
43) cis-1,3-Dichloropropene	4.298	75	24851	9.293	ug/l	99
44) Toluene	4.440	92	44296	9.922	ug/l	99
46) 4-Methyl-2-Pentanone	4.676	43	15673	9.346	ug/l	95
47) Tetrachloroethene	4.681	164	16623	10.308	ug/l	99
48) trans-1,3-Dichloropropene	4.702	75	19911	9.519	ug/l	98
49) 1,1,2-Trichloroethane	4.807	97	13076	9.790	ug/l	97
51) Dibromochloromethane	4.922	129	11141	9.161	ug/l	99
52) 1,3-Dichloropropane	4.985	76	24073	10.358	ug/l	99
53) 1,2-Dibromoethane	5.085	107	13202	10.213	ug/l	96

Quantitation Report (RF) (QT Reviewed)

Data Path : H:\V2019\CHEM14\11NOV\112419\
Data File : 1124_15.D
Acq On : 24 Nov 2019 8:17 pm
Operator :
Client ID : ICAL 10
Lab ID : VOA - 10 PPB STD.
ALS Vial : 1 Sample Multiplier: 1

Quant Time: Nov 25 14:45:34 2019
Quant Method : H:\V2019\CHEM14\METHODS\VT112419.M
Quant Title : VOA Standards for 5 point calibration
QLast Update : Sun Nov 24 21:13:46 2019
Response via : Initial Calibration

Compound	R.T.	QIon	Response	Conc Units	Dev(Min)
54) 2-Hexanone	5.216	43	11750	9.589 ug/l	98
55) Chlorobenzene	5.431	112	47874	10.425 ug/l	96
56) Ethylbenzene	5.436	106	26934	10.490 ug/l	92
57) 1,1,1,2-Tetrachloroethane	5.467	131	13787	9.951 ug/l	96
58) m&p-Xylene	5.535	106	68508	21.489 ug/l	99
59) o-Xylene	5.845	106	32672	10.376 ug/l	98
60) Styrene	5.881	104	50775	10.328 ug/l	98
61) Bromoform	5.908	173	5912	9.010 ug/l	97
65) Isopropylbenzene	6.065	120	24505	10.500 ug/l	98
66) Bromobenzene	6.364	156	19740	10.333 ug/l	95
67) n-Propylbenzene	6.380	120	23631	10.377 ug/l	94
68) 1,1,2,2-Tetrachloroethane	6.442	83	14606	10.037 ug/l	98
69) 2-Chlorotoluene	6.500	126	19869	10.541 ug/l	99
70) 1,3,5-Trimethylbenzene	6.526	105	68204	10.613 ug/l	99
71) 1,2,3-Trichloropropane	6.547	75	11906	10.114 ug/l	97
72) trans-1,4-Dichloro-2-b...	6.574	75	23029	46.706 ug/l	91
73) 4-Chlorotoluene	6.626	126	20413	10.731 ug/l	100
74) tert-Butylbenzene	6.773	119	61861	10.380 ug/l	98
75) 1,2,4-Trimethylbenzene	6.830	105	66341	10.440 ug/l	98
76) sec-Butylbenzene	6.909	105	87329	10.618 ug/l	99
77) p-Isopropyltoluene	7.024	119	75302	10.447 ug/l	100
78) 1,3-Dichlorobenzene	7.087	146	36368	10.514 ug/l	99
79) 1,4-Dichlorobenzene	7.161	146	34597	10.410 ug/l	97
80) 2-Isopropyltoluene	7.224	119	70157	10.159 ug/l	100
81) n-Butylbenzene	7.365	91	63850	10.424 ug/l	100
82) 1,2-Dichlorobenzene	7.496	146	31167	10.253 ug/l	96
83) 1,2-Dibromo-3-Chloropr...	8.141	155	1579	7.509 ug/l	94
84) Hexachlorobutadiene	8.618	225	13519	10.395 ug/l	99
85) 1,2,4-Trichlorobenzene	8.645	180	17960	10.341 ug/l	99
86) Naphthalene	8.880	128	34166	9.526 ug/l	100
87) 1,2,3-Trichlorobenzene	9.012	180	14180	9.729 ug/l	99

(#)out of range (m)manual integration reviewed by analyst (+)signals summed

Quantitation Report (RF) (QT Reviewed)

Data Path : H:\V2019\CHEM14\11NOV\112419\
Data File : 1124_15.D
Acq On : 24 Nov 2019 8:17 pm
Operator :
Client ID : ICAL 10
Lab ID : VOA - 10 PPB STD.
ALS Vial : 1 Sample Multiplier: 1

Quant Time: Nov 25 14:45:34 2019
Quant Method : H:\V2019\CHEM14\METHODS\VT112419.M
Quant Title : VOA Standards for 5 point calibration
QLast Update : Sun Nov 24 21:13:46 2019
Response via : Initial Calibration

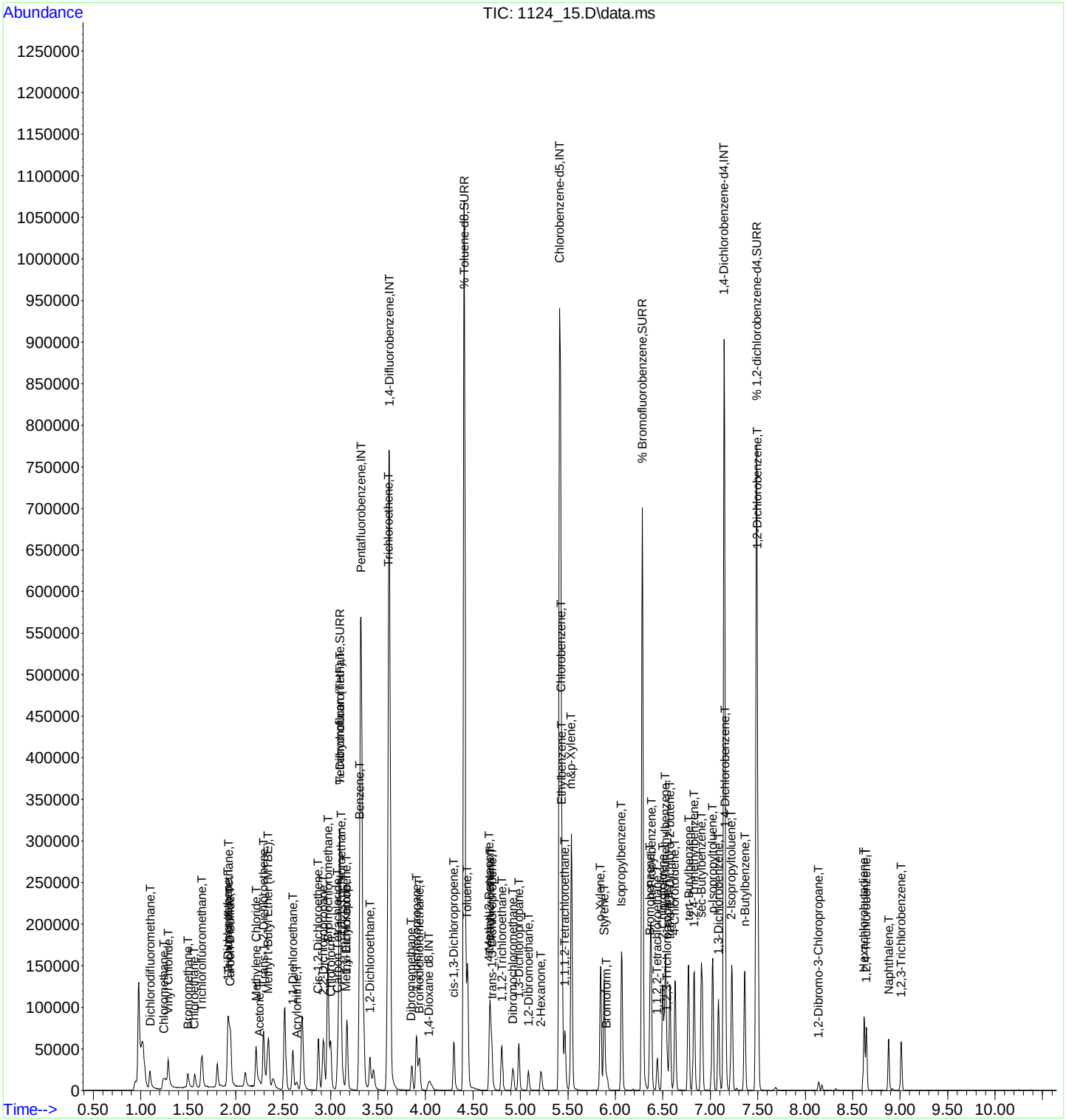

Quantitation Report (RF) (QT Reviewed)

Data Path : H:\V2019\CHEM14\11NOV\112419\
Data File : 1124_16.D
Acq On : 24 Nov 2019 8:38 pm
Operator :
Client ID : ICAL 20
Lab ID : VOA - 20 PPB STD.
ALS Vial : 1 Sample Multiplier: 1

Quant Time: Nov 24 21:14:38 2019
Quant Method : H:\V2019\CHEM14\METHODS\VT112419.M
Quant Title : VOA Standards for 5 point calibration
QLast Update : Sun Nov 24 21:13:46 2019
Response via : Initial Calibration

Compound	R.T.	QIon	Response	Conc	Units	Dev(Min)
Internal Standards						
1) Pentafluorobenzene	3.323	168	270163	50.000	ug/l	0.00
33) 1,4-Difluorobenzene	3.622	114	408569	50.000	ug/l	0.00
50) Chlorobenzene-d5	5.415	117	381276	50.000	ug/l	0.00
63) 1,4-Dichlorobenzene-d4	7.145	152	178805	50.000	ug/l	0.00
88) 1,4-Dioxane d8	4.036	96	9986	500.000	ug/l	0.00
System Monitoring Compounds						
31) % Dibromofluoromethane	3.097	192	24937	50.531	ug/l	0.00
Spiked Amount 50.000	Range 70 - 130		Recovery	= 101.06%		
45) % Toluene-d8	4.408	98	493457	48.741	ug/l	0.00
Spiked Amount 50.000	Range 70 - 130		Recovery	= 97.48%		
62) % Bromofluorobenzene	6.285	95	176722	49.517	ug/l	0.00
Spiked Amount 50.000	Range 70 - 130		Recovery	= 99.04%		
64) % 1,2-dichlorobenzene-d4	7.491	152	158051	49.494	ug/l	0.00
Spiked Amount 50.000	Range 70 - 130		Recovery	= 98.98%		
Target Compounds						Qvalue
2) Dichlorodifluoromethane	1.100	85	37925	20.491	ug/l	99
3) Chloromethane	1.241	50	61416	20.527	ug/l	97
4) Vinyl Chloride	1.289	62	52690	21.400	ug/l	100
5) Bromomethane	1.498	94	21977	20.598	ug/l	93
6) Chloroethane	1.566	64	23862	22.106	ug/l	99
7) Trichlorofluoromethane	1.645	101	52107	21.586	ug/l	99
9) 1,1-Dichloroethene	1.918	96	28932	21.305	ug/l	94
10) Trichlorotrifluoroethane	1.928	151	26224	21.296	ug/l	98
11) Carbon Disulfide	1.944	76	88518	21.425	ug/l	99
13) Methylene Chloride	2.217	84	28496	19.963	ug/l	96
14) Acetone	2.253	43	7972	19.824	ug/l	95
15) Trans-1,2-Dichloroethene	2.295	96	33757	20.562	ug/l	91
17) Methyl t-Butyl Ether (...	2.342	73	87284	20.504	ug/l	97
19) 1,1-Dichloroethane	2.604	63	71997	20.847	ug/l	99
20) Acrylonitrile	2.641	53	11637	20.910	ug/l	99
23) Cis-1,2-Dichloroethene	2.872	96	38558	20.380	ug/l	94
24) 2,2-Dichloropropane	2.924	77	53487	21.102	ug/l	100
25) Bromochloromethane	2.977	128	16104	20.671	ug/l#	85
27) Chloroform	3.003	83	61802	20.962	ug/l	99
28) Carbon Tetrachloride	3.076	117	42695	20.026	ug/l	100
29) Tetrahydrofuran (THF)	3.097	42	26601	52.428	ug/l	91
30) 1,1,1-Trichloroethane	3.113	97	54682	21.201	ug/l	98
32) Methyl Ethyl Ketone	3.166	43	14423	18.933	ug/l	89
34) 1,1-Dichloropropene	3.171	75	51730	20.818	ug/l	99
35) Benzene	3.307	78	144758	20.231	ug/l	100
37) 1,2-Dichloroethane	3.417	62	42074	20.188	ug/l	100
39) Trichloroethene	3.611	130	38490	20.543	ug/l	91
40) Dibromomethane	3.852	93	18083	20.545	ug/l	95
41) 1,2-dichloropropane	3.905	63	38801	20.533	ug/l	100
42) Bromodichloromethane	3.936	83	37977	20.439	ug/l	98
43) cis-1,3-Dichloropropene	4.298	75	52787	20.379	ug/l	99
44) Toluene	4.440	92	87096	20.142	ug/l	99
46) 4-Methyl-2-Pentanone	4.670	43	34246	21.083	ug/l	94
47) Tetrachloroethene	4.681	164	31406	20.107	ug/l	98
48) trans-1,3-Dichloropropene	4.702	75	42554	21.003	ug/l	99
49) 1,1,2-Trichloroethane	4.801	97	26337	20.358	ug/l	98
51) Dibromochloromethane	4.922	129	24486	20.379	ug/l	99
52) 1,3-Dichloropropane	4.985	76	47716	20.782	ug/l	100
53) 1,2-Dibromoethane	5.084	107	26198	20.514	ug/l	99

Quantitation Report (RF) (QT Reviewed)

Data Path : H:\V2019\CHEM14\11NOV\112419\
Data File : 1124_16.D
Acq On : 24 Nov 2019 8:38 pm
Operator :
Client ID : ICAL 20
Lab ID : VOA - 20 PPB STD.
ALS Vial : 1 Sample Multiplier: 1

Quant Time: Nov 24 21:14:38 2019
Quant Method : H:\V2019\CHEM14\METHODS\VT112419.M
Quant Title : VOA Standards for 5 point calibration
QLast Update : Sun Nov 24 21:13:46 2019
Response via : Initial Calibration

	Compound	R.T.	QIon	Response	Conc Units	Dev(Min)
54)	2-Hexanone	5.216	43	23738	19.608 ug/l	96
55)	Chlorobenzene	5.425	112	93992	20.717 ug/l	96
56)	Ethylbenzene	5.436	106	52657	20.759 ug/l	96
57)	1,1,1,2-Tetrachloroethane	5.467	131	28357	20.717 ug/l	97
58)	m&p-Xylene	5.535	106	128989	40.954 ug/l	97
59)	o-Xylene	5.845	106	65230	20.969 ug/l	100
60)	Styrene	5.881	104	102093	21.019 ug/l	99
61)	Bromoform	5.908	173	13238	20.421 ug/l	98
65)	Isopropylbenzene	6.065	120	47913	21.112 ug/l	99
66)	Bromobenzene	6.364	156	38647	20.803 ug/l	96
67)	n-Propylbenzene	6.374	120	46859	21.160 ug/l	97
68)	1,1,2,2-Tetrachloroethane	6.437	83	30014	21.210 ug/l	99
69)	2-Chlorotoluene	6.500	126	38779	21.156 ug/l	98
70)	1,3,5-Trimethylbenzene	6.526	105	132599	21.217 ug/l	99
71)	1,2,3-Trichloropropane	6.547	75	23939	20.911 ug/l	97
72)	trans-1,4-Dichloro-2-b...	6.573	75	51276	106.939 ug/l	94
73)	4-Chlorotoluene	6.626	126	39130	21.152 ug/l	99
74)	tert-Butylbenzene	6.767	119	121967	21.045 ug/l	99
75)	1,2,4-Trimethylbenzene	6.825	105	128570	20.806 ug/l	100
76)	sec-Butylbenzene	6.909	105	168736	21.097 ug/l	99
77)	p-Isopropyltoluene	7.024	119	148634	21.205 ug/l	100
78)	1,3-Dichlorobenzene	7.087	146	70992	21.104 ug/l	99
79)	1,4-Dichlorobenzene	7.155	146	67385	20.850 ug/l	98
80)	2-Isopropyltoluene	7.224	119	138611	20.640 ug/l	100
81)	n-Butylbenzene	7.360	91	126569	21.249 ug/l	99
82)	1,2-Dichlorobenzene	7.496	146	61003	20.637 ug/l	98
83)	1,2-Dibromo-3-Chloropr...	8.141	155	3879	18.970 ug/l	97
84)	Hexachlorobutadiene	8.618	225	26540	20.985 ug/l	99
85)	1,2,4-Trichlorobenzene	8.644	180	35836	21.217 ug/l	99
86)	Naphthalene	8.880	128	70007	20.072 ug/l	100
87)	1,2,3-Trichlorobenzene	9.011	180	29041	20.490 ug/l	99

(#)out of range (m)manual integration reviewed by analyst (+)signals summed

Quantitation Report (RF) (QT Reviewed)

Data Path : H:\V2019\CHEM14\11NOV\112419\
Data File : 1124_16.D
Acq On : 24 Nov 2019 8:38 pm
Operator :
Client ID : ICAL 20
Lab ID : VOA - 20 PPB STD.
ALS Vial : 1 Sample Multiplier: 1

Quant Time: Nov 24 21:14:38 2019
Quant Method : H:\V2019\CHEM14\METHODS\VT112419.M
Quant Title : VOA Standards for 5 point calibration
QLast Update : Sun Nov 24 21:13:46 2019
Response via : Initial Calibration

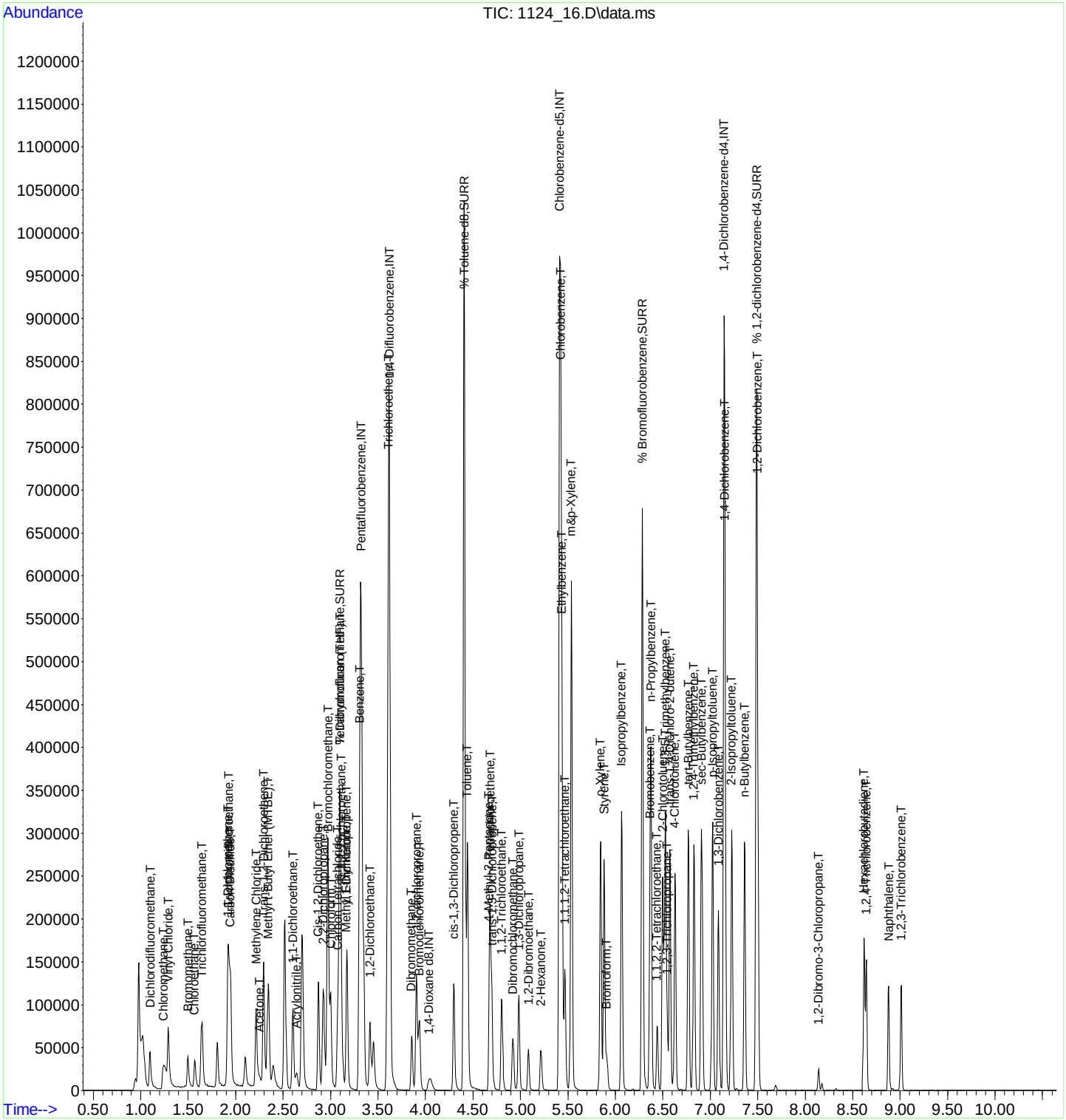

Quantitation Report (RF) (QT Reviewed)

Data Path : H:\V2019\CHEM14\11NOV\112419\
Data File : 1124_17.D
Acq On : 24 Nov 2019 8:59 pm
Operator :
Client ID : ICAL 50
Lab ID : VOA - 50 PPB STD.
ALS Vial : 1 Sample Multiplier: 1

Quant Time: Nov 24 21:14:44 2019
Quant Method : H:\V2019\CHEM14\METHODS\VT112419.M
Quant Title : VOA Standards for 5 point calibration
QLast Update : Sun Nov 24 21:13:46 2019
Response via : Initial Calibration

Compound	R.T.	QIon	Response	Conc	Units	Dev(Min)
Internal Standards						
1) Pentafluorobenzene	3.323	168	258646	50.000	ug/l	0.00
33) 1,4-Difluorobenzene	3.622	114	388037	50.000	ug/l	0.00
50) Chlorobenzene-d5	5.415	117	373365	50.000	ug/l	0.00
63) 1,4-Dichlorobenzene-d4	7.145	152	174934	50.000	ug/l	0.00
88) 1,4-Dioxane d8	4.036	96	9281	500.000	ug/l	0.00
System Monitoring Compounds						
31) % Dibromofluoromethane	3.098	192	23623	50.000	ug/l	0.00
Spiked Amount 50.000	Range 70 - 130		Recovery = 100.00%			
45) % Toluene-d8	4.408	98	480765	50.000	ug/l	0.00
Spiked Amount 50.000	Range 70 - 130		Recovery = 100.00%			
62) % Bromofluorobenzene	6.285	95	174744	50.000	ug/l	0.00
Spiked Amount 50.000	Range 70 - 130		Recovery = 100.00%			
64) % 1,2-dichlorobenzene-d4	7.491	152	156210	50.000	ug/l	0.00
Spiked Amount 50.000	Range 70 - 130		Recovery = 100.00%			
Target Compounds						Qvalue
2) Dichlorodifluoromethane	1.095	85	98317	55.486	ug/l	99
3) Chloromethane	1.247	50	152656	53.294	ug/l	97
4) Vinyl Chloride	1.289	62	129442	54.914	ug/l	100
5) Bromomethane	1.498	94	51826	50.737	ug/l	97
6) Chloroethane	1.567	64	55656	53.857	ug/l	99
7) Trichlorofluoromethane	1.645	101	126803	54.869	ug/l	99
9) 1,1-Dichloroethene	1.918	96	69813	53.699	ug/l	93
10) Trichlorotrifluoroethane	1.928	151	65386	55.464	ug/l	99
11) Carbon Disulfide	1.944	76	218643	55.277	ug/l	99
13) Methylene Chloride	2.217	84	66905	48.957	ug/l	95
14) Acetone	2.248	43	19145	49.727	ug/l	95
15) Trans-1,2-Dichloroethene	2.295	96	89745	57.101	ug/l	95
17) Methyl t-Butyl Ether (...	2.342	73	209862	51.495	ug/l	99
19) 1,1-Dichloroethane	2.605	63	173553	52.492	ug/l	100
20) Acrylonitrile	2.641	53	28142	52.819	ug/l	99
23) Cis-1,2-Dichloroethene	2.872	96	96580	53.320	ug/l	96
24) 2,2-Dichloropropane	2.924	77	133545	55.032	ug/l	99
25) Bromochloromethane	2.977	128	39575	53.060	ug/l	88
27) Chloroform	3.003	83	147378	52.213	ug/l	100
28) Carbon Tetrachloride	3.077	117	109273	53.538	ug/l	100
29) Tetrahydrofuran (THF)	3.098	42	61441	126.487	ug/l	91
30) 1,1,1-Trichloroethane	3.113	97	131265	53.159	ug/l	99
32) Methyl Ethyl Ketone	3.166	43	36241	49.691	ug/l	88
34) 1,1-Dichloropropene	3.171	75	125214	53.056	ug/l	99
35) Benzene	3.307	78	351620	51.743	ug/l	100
37) 1,2-Dichloroethane	3.417	62	103925	52.503	ug/l	100
39) Trichloroethene	3.611	130	94409	53.054	ug/l	99
40) Dibromomethane	3.853	93	44986	53.816	ug/l	98
41) 1,2-dichloropropane	3.905	63	95694	53.319	ug/l	100
42) Bromodichloromethane	3.936	83	97583	55.297	ug/l	98
43) cis-1,3-Dichloropropene	4.298	75	137877	56.046	ug/l	98
44) Toluene	4.440	92	215229	52.407	ug/l	99
46) 4-Methyl-2-Pentanone	4.670	43	82706	53.610	ug/l	95
47) Tetrachloroethene	4.681	164	80130	54.015	ug/l	99
48) trans-1,3-Dichloropropene	4.697	75	109199	56.749	ug/l	98
49) 1,1,2-Trichloroethane	4.807	97	64216	52.263	ug/l	98
51) Dibromochloromethane	4.922	129	68186	57.953	ug/l	99
52) 1,3-Dichloropropane	4.985	76	119222	53.025	ug/l	99
53) 1,2-Dibromoethane	5.085	107	67094	53.650	ug/l	99

Quantitation Report (RF) (QT Reviewed)

Data Path : H:\V2019\CHEM14\11NOV\112419\
Data File : 1124_17.D
Acq On : 24 Nov 2019 8:59 pm
Operator :
Client ID : ICAL 50
Lab ID : VOA - 50 PPB STD.
ALS Vial : 1 Sample Multiplier: 1

Quant Time: Nov 24 21:14:44 2019
Quant Method : H:\V2019\CHEM14\METHODS\VT112419.M
Quant Title : VOA Standards for 5 point calibration
QLast Update : Sun Nov 24 21:13:46 2019
Response via : Initial Calibration

Compound	R.T.	QIon	Response	Conc Units	Dev(Min)
54) 2-Hexanone	5.216	43	61582	51.946 ug/l	96
55) Chlorobenzene	5.425	112	233151	52.479 ug/l	98
56) Ethylbenzene	5.436	106	130528	52.548 ug/l	99
57) 1,1,1,2-Tetrachloroethane	5.467	131	74339	55.460 ug/l	99
58) m&p-Xylene	5.536	106	316043	102.469 ug/l	99
59) o-Xylene	5.845	106	161288	52.946 ug/l	99
60) Styrene	5.882	104	249727	52.504 ug/l	99
61) Bromoform	5.908	173	37104	58.449 ug/l	98
65) Isopropylbenzene	6.065	120	118428	53.337 ug/l	98
66) Bromobenzene	6.364	156	97291	53.530 ug/l	96
67) n-Propylbenzene	6.374	120	116409	53.729 ug/l	100
68) 1,1,2,2-Tetrachloroethane	6.437	83	73621	53.177 ug/l	99
69) 2-Chlorotoluene	6.500	126	95657	53.342 ug/l	97
70) 1,3,5-Trimethylbenzene	6.526	105	322789	52.792 ug/l	100
71) 1,2,3-Trichloropropane	6.542	75	58081	51.858 ug/l	98
72) trans-1,4-Dichloro-2-b...	6.574	75	139910	298.248 ug/l	99
73) 4-Chlorotoluene	6.626	126	94790	52.374 ug/l	99
74) tert-Butylbenzene	6.773	119	303596	53.542 ug/l	99
75) 1,2,4-Trimethylbenzene	6.825	105	313714	51.892 ug/l	99
76) sec-Butylbenzene	6.909	105	416858	53.272 ug/l	100
77) p-Isopropyltoluene	7.025	119	372498	54.319 ug/l	100
78) 1,3-Dichlorobenzene	7.087	146	171522	52.118 ug/l	99
79) 1,4-Dichlorobenzene	7.161	146	165527	52.349 ug/l	100
80) 2-Isopropyltoluene	7.224	119	355843	54.158 ug/l	100
81) n-Butylbenzene	7.360	91	323289	55.477 ug/l	99
82) 1,2-Dichlorobenzene	7.496	146	152638	52.779 ug/l	100
83) 1,2-Dibromo-3-Chloropr...	8.141	155	11075	55.359 ug/l	97
84) Hexachlorobutadiene	8.618	225	69896	56.489 ug/l	99
85) 1,2,4-Trichlorobenzene	8.645	180	90278	54.632 ug/l	99
86) Naphthalene	8.881	128	183040	53.642 ug/l	100
87) 1,2,3-Trichlorobenzene	9.006	180	75573	54.500 ug/l	99

(#)out of range (m)manual integration reviewed by analyst (+)signals summed

Quantitation Report (RF) (QT Reviewed)

Data Path : H:\V2019\CHEM14\11NOV\112419\
Data File : 1124_17.D
Acq On : 24 Nov 2019 8:59 pm
Operator :
Client ID : ICAL 50
Lab ID : VOA - 50 PPB STD.
ALS Vial : 1 Sample Multiplier: 1

Quant Time: Nov 24 21:14:44 2019
Quant Method : H:\V2019\CHEM14\METHODS\VT112419.M
Quant Title : VOA Standards for 5 point calibration
QLast Update : Sun Nov 24 21:13:46 2019
Response via : Initial Calibration

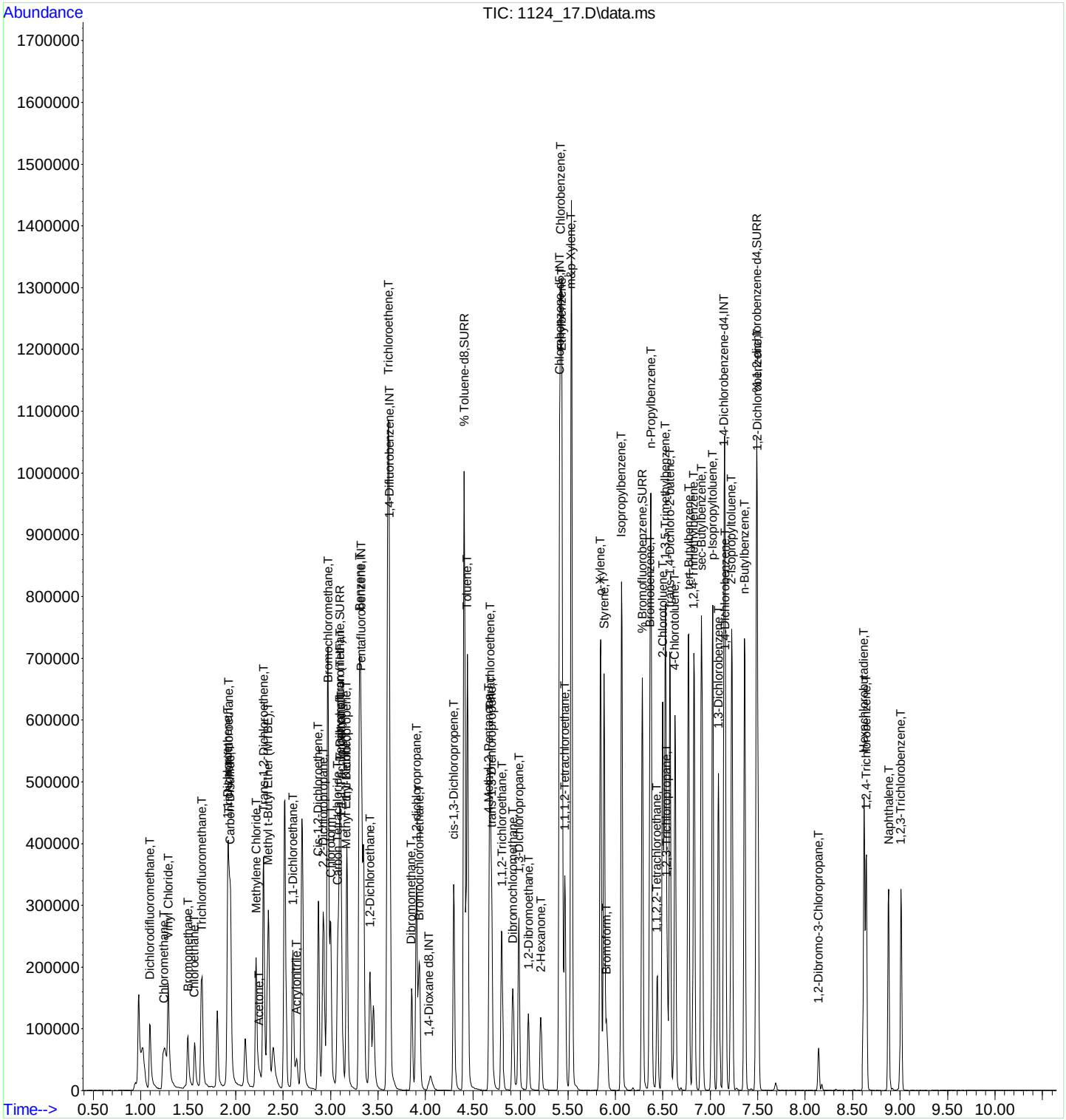

Quantitation Report (RF) (QT Reviewed)

Data Path : H:\V2019\CHEM14\11NOV\112419\
Data File : 1124_18.D
Acq On : 24 Nov 2019 9:20 pm
Operator :
Client ID : ICAL 100
Lab ID : VOA -100 PPB STD.
ALS Vial : 1 Sample Multiplier: 1

Quant Time: Nov 24 21:38:16 2019
Quant Method : H:\V2019\CHEM14\METHODS\VT112419.M
Quant Title : VOA Standards for 5 point calibration
QLast Update : Sun Nov 24 21:23:16 2019
Response via : Initial Calibration

Compound	R.T.	QIon	Response	Conc	Units	Dev(Min)
Internal Standards						
1) Pentafluorobenzene	3.323	168	257375	50.000	ug/l	0.00
33) 1,4-Difluorobenzene	3.622	114	380081	50.000	ug/l	0.00
50) Chlorobenzene-d5	5.415	117	382340	50.000	ug/l	0.00
63) 1,4-Dichlorobenzene-d4	7.145	152	181207	50.000	ug/l	0.00
88) 1,4-Dioxane d8	4.036	96	9326	500.000	ug/l	0.00
System Monitoring Compounds						
31) % Dibromofluoromethane	3.098	192	23099	49.056	ug/l	0.00
Spiked Amount 50.000	Range 70 - 130		Recovery = 98.12%			
45) % Toluene-d8	4.408	98	491138	53.893	ug/l	0.00
Spiked Amount 50.000	Range 70 - 130		Recovery = 107.78%			
62) % Bromofluorobenzene	6.285	95	181118	50.901	ug/l	0.00
Spiked Amount 50.000	Range 70 - 130		Recovery = 101.80%			
64) % 1,2-dichlorobenzene-d4	7.491	152	163690	51.902	ug/l	0.00
Spiked Amount 50.000	Range 70 - 130		Recovery = 103.80%			
Target Compounds						Qvalue
2) Dichlorodifluoromethane	1.095	85	196143	111.241	ug/l	100
3) Chloromethane	1.241	50	297742	104.458	ug/l	99
4) Vinyl Chloride	1.289	62	255363	108.869	ug/l	99
5) Bromomethane	1.493	94	100348	98.725	ug/l	100
6) Chloroethane	1.561	64	101511	98.715	ug/l	99
7) Trichlorofluoromethane	1.640	101	240926	104.766	ug/l	99
9) 1,1-Dichloroethene	1.918	96	135345	104.619	ug/l	93
10) Trichlorotrifluoroethane	1.928	151	124310	105.967	ug/l	99
11) Carbon Disulfide	1.944	76	427686	108.662	ug/l	100
13) Methylene Chloride	2.217	84	127576	93.814	ug/l	95
14) Acetone	2.253	43	34472	89.979	ug/l	95
15) Trans-1,2-Dichloroethene	2.290	96	166827	106.669	ug/l	94
17) Methyl t-Butyl Ether (...	2.343	73	407294	100.433	ug/l	100
19) 1,1-Dichloroethane	2.599	63	339919	103.317	ug/l	100
20) Acrylonitrile	2.641	53	54279	102.379	ug/l	99
23) Cis-1,2-Dichloroethene	2.872	96	187113	103.812	ug/l	95
24) 2,2-Dichloropropane	2.924	77	257445	106.613	ug/l	99
25) Bromochloromethane	2.977	128	75975	102.365	ug/l	88
27) Chloroform	3.003	83	279427	99.484	ug/l	99
28) Carbon Tetrachloride	3.077	117	222741	109.670	ug/l	99
29) Tetrahydrofuran (THF)	3.098	42	118249	244.639	ug/l	94
30) 1,1,1-Trichloroethane	3.113	97	258025	105.010	ug/l	99
32) Methyl Ethyl Ketone	3.166	43	68409	94.260	ug/l	91
34) 1,1-Dichloropropene	3.171	75	241129	104.311	ug/l	99
35) Benzene	3.302	78	682559	102.545	ug/l	99
37) 1,2-Dichloroethane	3.417	62	202764	104.580	ug/l	99
39) Trichloroethene	3.611	130	182425	104.661	ug/l	97
40) Dibromomethane	3.853	93	90513	110.546	ug/l	98
41) 1,2-dichloropropane	3.905	63	188532	107.246	ug/l	100
42) Bromodichloromethane	3.936	83	198998	115.127	ug/l	98
43) cis-1,3-Dichloropropene	4.298	75	277557	115.187	ug/l	98
44) Toluene	4.440	92	423283	105.225	ug/l	98
46) 4-Methyl-2-Pentanone	4.670	43	164862	109.100	ug/l	96
47) Tetrachloroethene	4.681	164	154987	106.663	ug/l	99
48) trans-1,3-Dichloropropene	4.697	75	215054	114.100	ug/l	99
49) 1,1,2-Trichloroethane	4.801	97	128473	106.749	ug/l	100
51) Dibromochloromethane	4.922	129	143017	118.700	ug/l	98
52) 1,3-Dichloropropane	4.985	76	230154	99.961	ug/l	100
53) 1,2-Dibromoethane	5.085	107	133629	104.345	ug/l	98

Quantitation Report (RF) (QT Reviewed)

Data Path : H:\V2019\CHEM14\11NOV\112419\
Data File : 1124_18.D
Acq On : 24 Nov 2019 9:20 pm
Operator :
Client ID : ICAL 100
Lab ID : VOA -100 PPB STD.
ALS Vial : 1 Sample Multiplier: 1

Quant Time: Nov 24 21:38:16 2019
Quant Method : H:\V2019\CHEM14\METHODS\VT112419.M
Quant Title : VOA Standards for 5 point calibration
QLast Update : Sun Nov 24 21:23:16 2019
Response via : Initial Calibration

	Compound	R.T.	QIon	Response	Conc Units	Dev(Min)
54)	2-Hexanone	5.216	43	122279	100.725 ug/l	98
55)	Chlorobenzene	5.425	112	451041	99.139 ug/l	98
56)	Ethylbenzene	5.436	106	251624	98.921 ug/l	98
57)	1,1,1,2-Tetrachloroethane	5.467	131	149402	108.844 ug/l	99
58)	m&p-Xylene	5.536	106	607080	192.210 ug/l	100
59)	o-Xylene	5.845	106	317296	101.713 ug/l	100
60)	Styrene	5.882	104	476126	97.754 ug/l	99
61)	Bromoform	5.913	173	79385	122.118 ug/l	100
65)	Isopropylbenzene	6.070	120	232977	101.294 ug/l	100
66)	Bromobenzene	6.364	156	190873	101.384 ug/l	97
67)	n-Propylbenzene	6.374	120	223881	99.756 ug/l	98
68)	1,1,2,2-Tetrachloroethane	6.443	83	147536	102.877 ug/l	100
69)	2-Chlorotoluene	6.500	126	186892	100.610 ug/l	100
70)	1,3,5-Trimethylbenzene	6.526	105	621772	98.171 ug/l	100
71)	1,2,3-Trichloropropane	6.547	75	112417	96.897 ug/l	97
72)	trans-1,4-Dichloro-2-b...	6.579	75	283616	583.658 ug/l	97
73)	4-Chlorotoluene	6.631	126	181853	97.001 ug/l	98
74)	tert-Butylbenzene	6.773	119	601524	102.413 ug/l	100
75)	1,2,4-Trimethylbenzene	6.825	105	608236	97.126 ug/l	100
76)	sec-Butylbenzene	6.909	105	816280	100.705 ug/l	100
77)	p-Isopropyltoluene	7.025	119	722289	101.681 ug/l	100
78)	1,3-Dichlorobenzene	7.087	146	327259	95.997 ug/l	99
79)	1,4-Dichlorobenzene	7.161	146	315673	96.378 ug/l	100
80)	2-Isopropyltoluene	7.224	119	704474	103.508 ug/l	100
81)	n-Butylbenzene	7.360	91	611452	101.294 ug/l	99
82)	1,2-Dichlorobenzene	7.496	146	299061	99.830 ug/l	100
83)	1,2-Dibromo-3-Chloropr...	8.141	155	24775	119.552 ug/l	99
84)	Hexachlorobutadiene	8.618	225	133760	104.361 ug/l	100
85)	1,2,4-Trichlorobenzene	8.645	180	166342	97.177 ug/l	99
86)	Naphthalene	8.881	128	378148	106.984 ug/l	100
87)	1,2,3-Trichlorobenzene	9.006	180	148434	103.338 ug/l	100

(#)out of range (m)manual integration reviewed by analyst (+)signals summed

Quantitation Report (RF) (QT Reviewed)

Data Path : H:\V2019\CHEM14\11NOV\112419\
Data File : 1124_18.D
Acq On : 24 Nov 2019 9:20 pm
Operator :
Client ID : ICAL 100
Lab ID : VOA -100 PPB STD.
ALS Vial : 1 Sample Multiplier: 1

Quant Time: Nov 24 21:38:16 2019
Quant Method : H:\V2019\CHEM14\METHODS\VT112419.M
Quant Title : VOA Standards for 5 point calibration
QLast Update : Sun Nov 24 21:23:16 2019
Response via : Initial Calibration

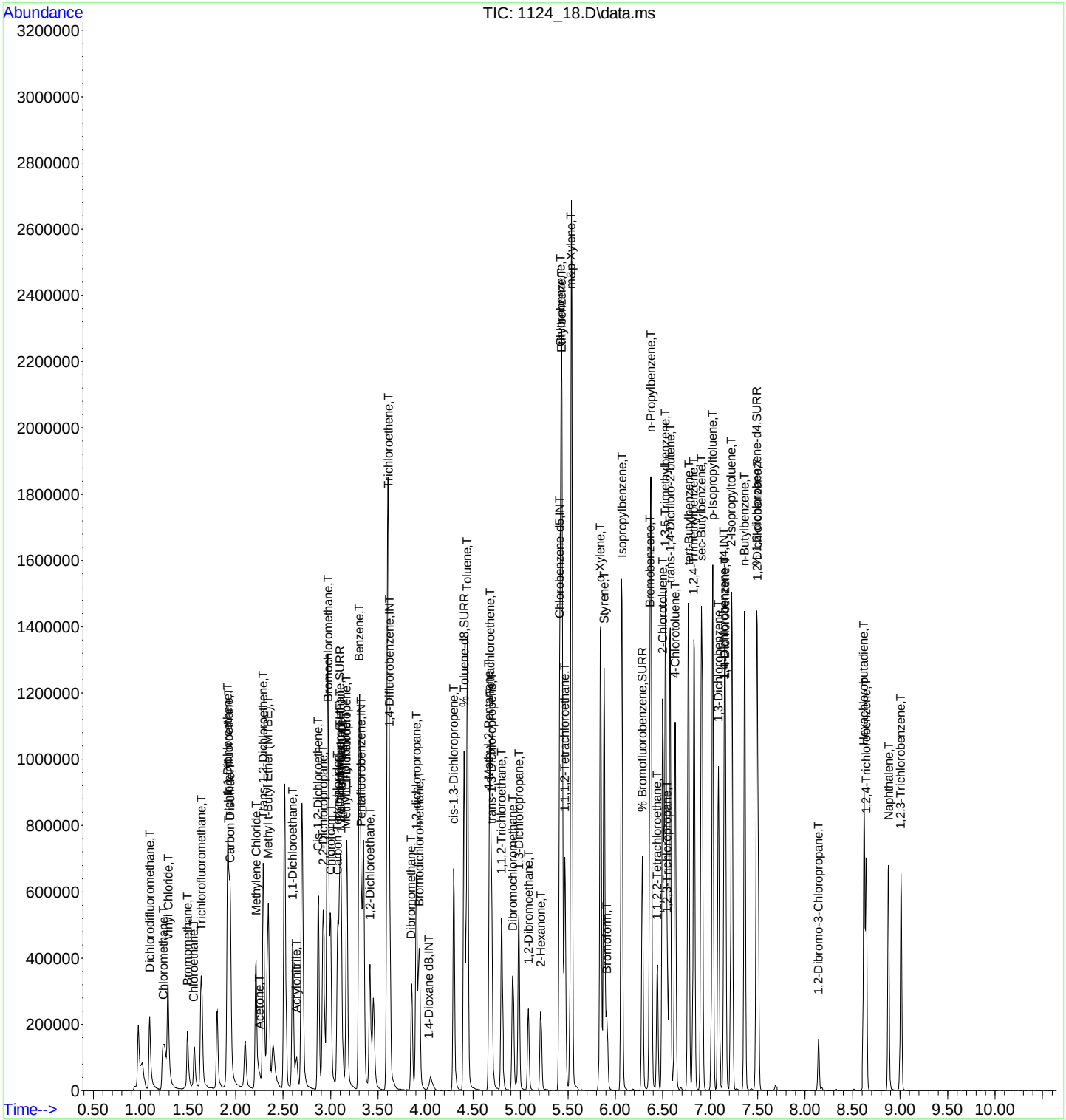

Quantitation Report (RF) (QT Reviewed)

Data Path : H:\V2019\CHEM14\11NOV\112419\
Data File : 1124_19.D
Acq On : 24 Nov 2019 9:42 pm
Operator :
Client ID : ICAL 200
Lab ID : VOA -200 PPB STD.
ALS Vial : 1 Sample Multiplier: 1

Quant Time: Nov 24 21:56:01 2019
Quant Method : H:\V2019\CHEM14\METHODS\VT112419.M
Quant Title : VOA Standards for 5 point calibration
QLast Update : Sun Nov 24 21:43:16 2019
Response via : Initial Calibration

Compound	R.T.	QIon	Response	Conc	Units	Dev(Min)
Internal Standards						
1) Pentafluorobenzene	3.323	168	249317	50.000	ug/l	0.00
33) 1,4-Difluorobenzene	3.622	114	369833	50.000	ug/l	0.00
50) Chlorobenzene-d5	5.415	117	386503	50.000	ug/l	0.00
63) 1,4-Dichlorobenzene-d4	7.150	152	183810	50.000	ug/l	0.00
88) 1,4-Dioxane d8	4.036	96	8612	500.000	ug/l	0.00
System Monitoring Compounds						
31) % Dibromofluoromethane	3.098	192	22911	50.388	ug/l	0.00
Spiked Amount 50.000	Range 70 - 130		Recovery = 100.78%			
45) % Toluene-d8	4.408	98	492414	54.819	ug/l	0.00
Spiked Amount 50.000	Range 70 - 130		Recovery = 109.64%			
62) % Bromofluorobenzene	6.285	95	181359	50.269	ug/l	0.00
Spiked Amount 50.000	Range 70 - 130		Recovery = 100.54%			
64) % 1,2-dichlorobenzene-d4	7.491	152	164051	50.957	ug/l	0.00
Spiked Amount 50.000	Range 70 - 130		Recovery = 101.92%			
Target Compounds						Qvalue
2) Dichlorodifluoromethane	1.095	85	392738	229.938	ug/l	100
3) Chloromethane	1.247	50	582311	210.898	ug/l	99
4) Vinyl Chloride	1.289	62	492290	216.661	ug/l	98
5) Bromomethane	1.493	94	192039	195.039	ug/l	99
6) Chloroethane	1.561	64	176560	177.246	ug/l	100
7) Trichlorofluoromethane	1.635	101	432573	194.183	ug/l	99
9) 1,1-Dichloroethene	1.918	96	256032	204.304	ug/l	94
10) Trichlorotrifluoroethane	1.928	151	234479	206.339	ug/l	98
11) Carbon Disulfide	1.944	76	821904	215.569	ug/l	100
13) Methylene Chloride	2.217	84	248080	188.324	ug/l	98
14) Acetone	2.253	43	64890	174.851	ug/l	96
15) Trans-1,2-Dichloroethene	2.290	96	315719	208.394	ug/l	94
17) Methyl t-Butyl Ether (...	2.343	73	779652	198.465	ug/l	100
19) 1,1-Dichloroethane	2.599	63	664004	208.345	ug/l	99
20) Acrylonitrile	2.641	53	108641	211.537	ug/l	100
23) Cis-1,2-Dichloroethene	2.872	96	365885	209.557	ug/l	95
24) 2,2-Dichloropropane	2.925	77	511079	218.489	ug/l	100
25) Bromochloromethane	2.977	128	146287	203.471	ug/l	89
27) Chloroform	2.998	83	540645	198.706	ug/l	100
28) Carbon Tetrachloride	3.077	117	454519	231.022	ug/l	99
29) Tetrahydrofuran (THF)	3.098	42	225519	481.644	ug/l	93
30) 1,1,1-Trichloroethane	3.113	97	509501	214.057	ug/l	99
32) Methyl Ethyl Ketone	3.166	43	133273	189.571	ug/l	88
34) 1,1-Dichloropropene	3.171	75	473021	210.297	ug/l	99
35) Benzene	3.302	78	1320125	203.826	ug/l	99
37) 1,2-Dichloroethane	3.417	62	398805	211.393	ug/l	99
39) Trichloroethene	3.611	130	350450	206.632	ug/l	96
40) Dibromomethane	3.853	93	182214	228.710	ug/l	98
41) 1,2-dichloropropane	3.905	63	367756	214.994	ug/l	100
42) Bromodichloromethane	3.931	83	395584	235.199	ug/l	100
43) cis-1,3-Dichloropropene	4.298	75	554448	236.473	ug/l	98
44) Toluene	4.440	92	832816	212.768	ug/l	97
46) 4-Methyl-2-Pentanone	4.670	43	314601	213.961	ug/l	97
47) Tetrachloroethene	4.681	164	305740	216.243	ug/l	99
48) trans-1,3-Dichloropropene	4.702	75	426711	232.672	ug/l	99
49) 1,1,2-Trichloroethane	4.802	97	253331	216.326	ug/l	99
51) Dibromochloromethane	4.922	129	300292	246.548	ug/l	99
52) 1,3-Dichloropropane	4.985	76	452424	194.380	ug/l	100
53) 1,2-Dibromoethane	5.085	107	266203	205.627	ug/l	99

Quantitation Report (RF) (QT Reviewed)

Data Path : H:\V2019\CHEM14\11NOV\112419\
Data File : 1124_19.D
Acq On : 24 Nov 2019 9:42 pm
Operator :
Client ID : ICAL 200
Lab ID : VOA -200 PPB STD.
ALS Vial : 1 Sample Multiplier: 1

Quant Time: Nov 24 21:56:01 2019
Quant Method : H:\V2019\CHEM14\METHODS\VT112419.M
Quant Title : VOA Standards for 5 point calibration
QLast Update : Sun Nov 24 21:43:16 2019
Response via : Initial Calibration

	Compound	R.T.	QIon	Response	Conc	Units	Dev(Min)
54)	2-Hexanone	5.216	43	240887	196.289	ug/l	97
55)	Chlorobenzene	5.425	112	879703	191.276	ug/l	100
56)	Ethylbenzene	5.436	106	492905	191.688	ug/l	99
57)	1,1,1,2-Tetrachloroethane	5.467	131	303520	218.742	ug/l	100
58)	m&p-Xylene	5.536	106	1172623	367.270	ug/l	99
59)	o-Xylene	5.845	106	626446	198.651	ug/l	98
60)	Styrene	5.882	104	933349	189.562	ug/l	99
61)	Bromoform	5.913	173	168741	256.778	ug/l	99
65)	Isopropylbenzene	6.070	120	458568	196.554	ug/l	99
66)	Bromobenzene	6.364	156	371543	194.553	ug/l	97
67)	n-Propylbenzene	6.380	120	431000	189.324	ug/l	97
68)	1,1,2,2-Tetrachloroethane	6.443	83	287430	197.586	ug/l	99
69)	2-Chlorotoluene	6.500	126	361531	191.867	ug/l	100
70)	1,3,5-Trimethylbenzene	6.527	105	1204317	187.455	ug/l	100
71)	1,2,3-Trichloropropane	6.547	75	216005	183.548	ug/l	96
72)	trans-1,4-Dichloro-2-b...	6.579	75	570129	1156.663	ug/l	94
73)	4-Chlorotoluene	6.631	126	357020	187.739	ug/l	97
74)	tert-Butylbenzene	6.773	119	1163455	195.279	ug/l	100
75)	1,2,4-Trimethylbenzene	6.831	105	1185376	186.606	ug/l	100
76)	sec-Butylbenzene	6.909	105	1581427	192.338	ug/l	100
77)	p-Isopropyltoluene	7.025	119	1404963	194.983	ug/l	100
78)	1,3-Dichlorobenzene	7.088	146	644850	186.480	ug/l	100
79)	1,4-Dichlorobenzene	7.161	146	627874	188.981	ug/l	99
80)	2-Isopropyltoluene	7.229	119	1379120	199.763	ug/l	100
81)	n-Butylbenzene	7.360	91	1200890	196.123	ug/l	98
82)	1,2-Dichlorobenzene	7.496	146	596167	196.189	ug/l	100
83)	1,2-Dibromo-3-Chloropr...	8.141	155	54507	259.299	ug/l	99
84)	Hexachlorobutadiene	8.624	225	256626	197.388	ug/l	100
85)	1,2,4-Trichlorobenzene	8.645	180	327724	188.746	ug/l	99
86)	Naphthalene	8.881	128	760534	212.119	ug/l	99
87)	1,2,3-Trichlorobenzene	9.012	180	297168	203.955	ug/l	100

(#)out of range (m)manual integration reviewed by analyst (+)signals summed

Quantitation Report (RF) (QT Reviewed)

Data Path : H:\V2019\CHEM14\11NOV\112419\
Data File : 1124_19.D
Acq On : 24 Nov 2019 9:42 pm
Operator :
Client ID : ICAL 200
Lab ID : VOA -200 PPB STD.
ALS Vial : 1 Sample Multiplier: 1

Quant Time: Nov 24 21:56:01 2019
Quant Method : H:\V2019\CHEM14\METHODS\VT112419.M
Quant Title : VOA Standards for 5 point calibration
QLast Update : Sun Nov 24 21:43:16 2019
Response via : Initial Calibration

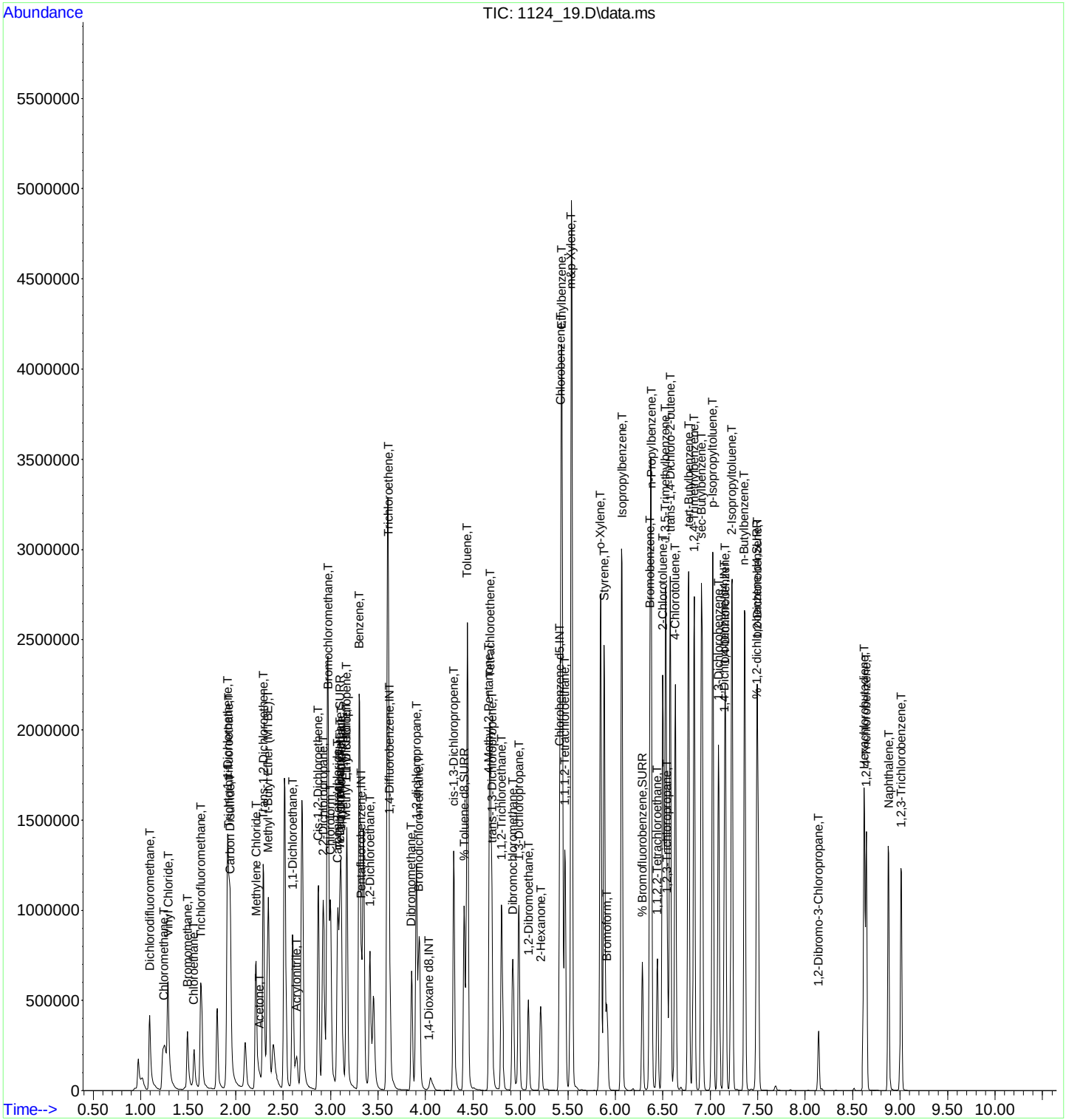

Evaluate Continuing Calibration Report

Data Path : H:\V2019\CHEM03\11NOV\112619\
Data File : 1126_68.D
Acq On : 27 Nov 2019 6:40 am
Operator :
Client ID : CCAL 50
Lab ID : VOA - 50 PPB STD. VOA32L II 11/26 AS
ALS Vial : 1 Sample Multiplier: 1

Quant Time: Nov 27 13:02:02 2019
Quant Method : H:\V2019\CHEM03\METHODS\VT-L111719.M
Quant Title : VOA Standards for 5 point calibration
QLast Update : Mon Nov 18 08:01:11 2019
Response via : Initial Calibration

Note: Curves (l,lf,q,qf) display calculated concentration.
Min. RRF : 0.000 Min. Rel. Area : 50% Max. R.T. Dev 0.20min
Max. RRF Dev : 30% Max. Rel. Area : 200%

		Compound	AvgRF	CCRF	%Dev	Area%
1	INT	Pentafluorobenzene	1.000	1.000	0.0	111
2	T	Dichlorodifluoromethane	0.533	0.398	25.3	
3	T	Chloromethane	0.396	0.288	27.3	
4	T	Vinyl Chloride	0.443	0.398	10.2	
5	T	Bromomethane	0.222	0.226	-1.8	
6	T	Chloroethane	0.218	0.209	4.1	
7	T	Trichlorofluoromethane	0.714	0.723	-1.3	
8	T	Diethyl ether	0.159	0.150	5.7	
9	T	1,1-Dichloroethene	0.367	0.370	-0.8	
10	T	Trichlorotrifluoroethane	0.332	0.331	0.3	
11	T	Carbon Disulfide	1.396	1.272	8.9	
12	T	Acrolein	0.047	0.041	12.8	
13	T	Methylene Chloride	0.453	0.395	12.8	
14	T	Acetone	0.090	0.077	14.4	
15	T	Trans-1,2-Dichloroethene	0.399	0.409	-2.5	
16	T	Methylacetate	0.169	0.167	1.2	
17	T	Methyl t-Butyl Ether (MTBE)	1.160	1.128	2.8	
18	T	Di-Isopropyl Ether	1.098	0.983	10.5	
19	T	1,1-Dichloroethane	0.775	0.744	4.0	
20	T	Acrylonitrile	0.109	0.091	16.5	
21	T	Ethyl Tert-Butyl Ether	1.241	1.161	6.4	
22	T	Vinyl Acetate	0.558	0.410	26.5	
23	T	Cis-1,2-Dichloroethene	0.421	0.397	5.7	
24	T	2,2-Dichloropropane	0.786	0.719	8.5	
25	T	Bromochloromethane	0.170	0.163	4.1	
26	T	Cyclohexane	0.706	0.641	9.2	
27	T	Chloroform	0.819	0.818	0.1	
28	T	Carbon Tetrachloride	0.674	0.583	13.5	
29	T	Tetrahydrofuran (THF)	0.078	0.064	17.9	
30	T	1,1,1-Trichloroethane	0.777	0.782	-0.6	
31	SURR	% Dibromofluoromethane	0.111	0.103	7.2	
32	T	Methyl Ethyl Ketone	0.135	0.110	18.5	
33	INT	1,4-Difluorobenzene	1.000	1.000	0.0	107
34	T	1,1-Dichloropropene	0.389	0.388	0.3	
35	T	Benzene	1.050	1.015	3.3	
36	T	Tert Amyl Methyl Ether	0.726	0.697	4.0	
37	T	1,2-Dichloroethane	0.343	0.367	-7.0	
38	T	Methylcyclohexane	0.164	0.154	6.1	
39	T	Trichloroethene	0.236	0.230	2.5	
40	T	Dibromomethane	0.145	0.143	1.4	
41	T	1,2-dichloropropane	0.250	0.241	3.6	
42	T	Bromodichloromethane	0.376	0.375	0.3	
43	T	cis-1,3-Dichloropropene	0.446	0.415	7.0	
44	T	Toluene	0.624	0.596	4.5	
45	SURR	% Toluene-d8	1.288	1.254	2.6	
46	T	4-Methyl-2-Pentanone	0.177	0.160	9.6	
47	T	Tetrachloroethene	0.198	0.188	5.1	
48	T	trans-1,3-Dichloropropene	0.405	0.385	4.9	
49	T	1,1,2-Trichloroethane	0.195	0.191	2.1	
50	INT	Chlorobenzene-d5	1.000	1.000	0.0	101
51	T	Dibromochloromethane	0.265	0.250	5.7	

Evaluate Continuing Calibration Report

Data Path : H:\V2019\CHEM03\11NOV\112619\
Data File : 1126_68.D
Acq On : 27 Nov 2019 6:40 am
Operator :
Client ID : CCAL 50
Lab ID : VOA - 50 PPB STD. VOA32L II 11/26 AS
ALS Vial : 1 Sample Multiplier: 1

Quant Time: Nov 27 13:02:02 2019
Quant Method : H:\V2019\CHEM03\METHODS\VT-L111719.M
Quant Title : VOA Standards for 5 point calibration
QLast Update : Mon Nov 18 08:01:11 2019
Response via : Initial Calibration

Note: Curves (l,lf,q,qf) display calculated concentration.
Min. RRF : 0.000 Min. Rel. Area : 50% Max. R.T. Dev 0.20min
Max. RRF Dev : 30% Max. Rel. Area : 200%

		Compound	AvgRF	CCRF	%Dev	Area%
52	T	1,3-Dichloropropane	0.432	0.454	-5.1	
53	T	1,2-Dibromoethane	0.243	0.248	-2.1	
54	T	2-Hexanone	0.169	0.144	14.8	
55	T	Chlorobenzene	0.712	0.702	1.4	
56	T	Ethylbenzene	0.431	0.423	1.9	
57	T	1,1,1,2-Tetrachloroethane	0.268	0.263	1.9	
58	T	m&p-Xylene	0.510	0.497	2.5	
59	T	o-Xylene	0.511	0.497	2.7	
60	T	Styrene	0.828	0.788	4.8	
61	T	Bromoform	0.186	0.158	15.1	
62	SURR	% Bromofluorobenzene	0.611	0.615	-0.7	
63	INT	1,4-Dichlorobenzene-d4	1.000	1.000	0.0	98
64	SURR	% 1,2-dichlorobenzene-d4	0.907	0.900	0.8	
65	T	Isopropylbenzene	0.611	0.602	1.5	
66	T	Bromobenzene	0.527	0.535	-1.5	
67	T	n-Propylbenzene	0.625	0.605	3.2	
68	T	1,1,2,2-Tetrachloroethane	0.513	0.498	2.9	
69	T	2-Chlorotoluene	0.506	0.485	4.2	
70	T	1,3,5-Trimethylbenzene	2.179	2.124	2.5	
71	T	1,2,3-Trichloropropane	0.372	0.423	-13.7	
72	T	trans-1,4-Dichloro-2-butene	0.229	0.193	15.7	
73	T	4-Chlorotoluene	0.525	0.488	7.0	
74	T	tert-Butylbenzene	1.719	1.733	-0.8	
75	T	1,2,4-Trimethylbenzene	2.176	2.112	2.9	
76	T	sec-Butylbenzene	2.587	2.602	-0.6	
77	T	p-Isopropyltoluene	2.208	2.119	4.0	
78	T	1,3-Dichlorobenzene	0.982	0.939	4.4	
79	T	1,4-Dichlorobenzene	0.994	0.920	7.4	
80	T	2-Isopropyltoluene	2.232	2.186	2.1	
81	T	n-Butylbenzene	2.245	2.104	6.3	
82	T	1,2-Dichlorobenzene	0.922	0.894	3.0	
83	T	1,2-Dibromo-3-Chloropropane	0.094	0.087	7.4	
84	T	Hexachlorobutadiene	0.540	0.518	4.1	
85	T	1,2,4-Trichlorobenzene	0.758	0.706	6.9	
86	T	Naphthalene	1.529	1.586	-3.7	
87	T	1,2,3-Trichlorobenzene	0.684	0.676	1.2	
88	INT	1,4-Dioxane d8	1.000	1.000	0.0	85
89	T	Tert-butyl alcohol	2.760	2.967	-7.5	
90	T	1,4-Dioxane	0.519	0.558	-7.5	

(#)=Out of Range l=linear, lf=liner(0,0), q=quadratic, qf=quadratic(0,0)
Laboratory Warning Limits Out = 0

Evaluate Continuing Calibration Report

Data Path : H:\V2019\CHEM03\11NOV\112719\
Data File : 1127_31.D
Acq On : 27 Nov 2019 5:55 pm
Operator :
Client ID : CCAL 50
Lab ID : VOA-50 PPB STD VOA32T I 11/27 JS
ALS Vial : 1 Sample Multiplier: 1

Quant Time: Dec 02 08:43:21 2019
Quant Method : H:\V2019\CHEM03\METHODS\VT-L111719.M
Quant Title : VOA Standards for 5 point calibration
QLast Update : Mon Nov 18 08:01:11 2019
Response via : Initial Calibration

Note: Curves (l,lf,q,qf) display calculated concentration.
Min. RRF : 0.000 Min. Rel. Area : 50% Max. R.T. Dev 0.20min
Max. RRF Dev : 30% Max. Rel. Area : 200%

		Compound	AvgRF	CCRF	%Dev	Area%
1	INT	Pentafluorobenzene	1.000	1.000	0.0	104
2	T	Dichlorodifluoromethane	0.533	0.536	-0.6	
3	T	Chloromethane	0.396	0.347	12.4	
4	T	Vinyl Chloride	0.443	0.475	-7.2	
5	T	Bromomethane	0.222	0.256	-15.3	
6	T	Chloroethane	0.218	0.245	-12.4	
7	T	Trichlorofluoromethane	0.714	0.856	-19.9	
8	T	Diethyl ether	0.159	0.157	1.3	
9	T	1,1-Dichloroethene	0.367	0.389	-6.0	
10	T	Trichlorotrifluoroethane	0.332	0.339	-2.1	
11	T	Carbon Disulfide	1.396	1.416	-1.4	
12	T	Acrolein	0.047	0.038	19.1	
13	T	Methylene Chloride	0.453	0.411	9.3	
14	T	Acetone	0.090	0.083	7.8	
15	T	Trans-1,2-Dichloroethene	0.399	0.419	-5.0	
16	T	Methylacetate	0.169	0.173	-2.4	
17	T	Methyl t-Butyl Ether (MTBE)	1.160	1.186	-2.2	
18	T	Di-Isopropyl Ether	1.098	1.040	5.3	
19	T	1,1-Dichloroethane	0.775	0.759	2.1	
20	T	Acrylonitrile	0.109	0.093	14.7	
21	T	Ethyl Tert-Butyl Ether	1.241	1.213	2.3	
22	T	Vinyl Acetate	0.558	0.479	14.2	
23	T	Cis-1,2-Dichloroethene	0.421	0.399	5.2	
24	T	2,2-Dichloropropane	0.786	0.760	3.3	
25	T	Bromochloromethane	0.170	0.162	4.7	
26	T	Cyclohexane	0.706	0.743	-5.2	
27	T	Chloroform	0.819	0.827	-1.0	
28	T	Carbon Tetrachloride	0.674	0.715	-6.1	
29	T	Tetrahydrofuran (THF)	0.078	0.067	14.1	
30	T	1,1,1-Trichloroethane	0.777	0.784	-0.9	
31	SURR	% Dibromofluoromethane	0.111	0.108	2.7	
32	T	Methyl Ethyl Ketone	0.135	0.120	11.1	
33	INT	1,4-Difluorobenzene	1.000	1.000	0.0	101
34	T	1,1-Dichloropropene	0.389	0.404	-3.9	
35	T	Benzene	1.050	1.032	1.7	
36	T	Tert Amyl Methyl Ether	0.726	0.719	1.0	
37	T	1,2-Dichloroethane	0.343	0.357	-4.1	
38	T	Methylcyclohexane	0.164	0.164	0.0	
39	T	Trichloroethene	0.236	0.231	2.1	
40	T	Dibromomethane	0.145	0.142	2.1	
41	T	1,2-dichloropropane	0.250	0.241	3.6	
42	T	Bromodichloromethane	0.376	0.372	1.1	
43	T	cis-1,3-Dichloropropene	0.446	0.420	5.8	
44	T	Toluene	0.624	0.604	3.2	
45	SURR	% Toluene-d8	1.288	1.253	2.7	
46	T	4-Methyl-2-Pentanone	0.177	0.173	2.3	
47	T	Tetrachloroethene	0.198	0.196	1.0	
48	T	trans-1,3-Dichloropropene	0.405	0.390	3.7	
49	T	1,1,2-Trichloroethane	0.195	0.189	3.1	
50	INT	Chlorobenzene-d5	1.000	1.000	0.0	96
51	T	Dibromochloromethane	0.265	0.243	8.3	

Evaluate Continuing Calibration Report

Data Path : H:\V2019\CHEM03\11NOV\112719\
Data File : 1127_31.D
Acq On : 27 Nov 2019 5:55 pm
Operator :
Client ID : CCAL 50
Lab ID : VOA-50 PPB STD VOA32T I 11/27 JS
ALS Vial : 1 Sample Multiplier: 1

Quant Time: Dec 02 08:43:21 2019
Quant Method : H:\V2019\CHEM03\METHODS\VT-L111719.M
Quant Title : VOA Standards for 5 point calibration
QLast Update : Mon Nov 18 08:01:11 2019
Response via : Initial Calibration

Note: Curves (l,lf,q,qf) display calculated concentration.
Min. RRF : 0.000 Min. Rel. Area : 50% Max. R.T. Dev 0.20min
Max. RRF Dev : 30% Max. Rel. Area : 200%

		Compound	AvgRF	CCRF	%Dev	Area%
52	T	1,3-Dichloropropane	0.432	0.440	-1.9	
53	T	1,2-Dibromoethane	0.243	0.245	-0.8	
54	T	2-Hexanone	0.169	0.158	6.5	
55	T	Chlorobenzene	0.712	0.702	1.4	
56	T	Ethylbenzene	0.431	0.438	-1.6	
57	T	1,1,1,2-Tetrachloroethane	0.268	0.255	4.9	
58	T	m&p-Xylene	0.510	0.512	-0.4	
59	T	o-Xylene	0.511	0.503	1.6	
60	T	Styrene	0.828	0.792	4.3	
61	T	Bromoform	0.186	0.152	18.3	
62	SURR	% Bromofluorobenzene	0.611	0.612	-0.2	
63	INT	1,4-Dichlorobenzene-d4	1.000	1.000	0.0	93
64	SURR	% 1,2-dichlorobenzene-d4	0.907	0.901	0.7	
65	T	Isopropylbenzene	0.611	0.618	-1.1	
66	T	Bromobenzene	0.527	0.532	-0.9	
67	T	n-Propylbenzene	0.625	0.606	3.0	
68	T	1,1,2,2-Tetrachloroethane	0.513	0.494	3.7	
69	T	2-Chlorotoluene	0.506	0.495	2.2	
70	T	1,3,5-Trimethylbenzene	2.179	2.209	-1.4	
71	T	1,2,3-Trichloropropane	0.372	0.389	-4.6	
72	T	trans-1,4-Dichloro-2-butene	0.229	0.196	14.4	
73	T	4-Chlorotoluene	0.525	0.513	2.3	
74	T	tert-Butylbenzene	1.719	1.741	-1.3	
75	T	1,2,4-Trimethylbenzene	2.176	2.196	-0.9	
76	T	sec-Butylbenzene	2.587	2.618	-1.2	
77	T	p-Isopropyltoluene	2.208	2.197	0.5	
78	T	1,3-Dichlorobenzene	0.982	0.953	3.0	
79	T	1,4-Dichlorobenzene	0.994	0.957	3.7	
80	T	2-Isopropyltoluene	2.232	2.164	3.0	
81	T	n-Butylbenzene	2.245	2.268	-1.0	
82	T	1,2-Dichlorobenzene	0.922	0.895	2.9	
83	T	1,2-Dibromo-3-Chloropropane	0.094	0.084	10.6	
84	T	Hexachlorobutadiene	0.540	0.545	-0.9	
85	T	1,2,4-Trichlorobenzene	0.758	0.759	-0.1	
86	T	Naphthalene	1.529	1.533	-0.3	
87	T	1,2,3-Trichlorobenzene	0.684	0.684	0.0	
88	INT	1,4-Dioxane d8	1.000	1.000	0.0	80
89	T	Tert-butyl alcohol	2.760	9.091	-229.4#	
90	T	1,4-Dioxane	0.519	0.606	-16.8	

(#)=Out of Range l=linear, lf=liner(0,0), q=quadratic, qf=quadratic(0,0)
Laboratory Warning Limits Out = 0

Evaluate Continuing Calibration Report

Data Path : H:\V2019\CHEM14\11NOV\112419\
Data File : 1124_13.D
Acq On : 24 Nov 2019 7:34 pm
Operator :
Client ID : BFB TUNE
Lab ID : VOA -2.0 PPB STD. VOA32L II 11/24 AS
ALS Vial : 1 Sample Multiplier: 1

Quant Time: Nov 25 14:41:57 2019
Quant Method : H:\V2019\CHEM14\METHODS\VT112419.M
Quant Title : VOA Standards for 5 point calibration
QLast Update : Sun Nov 24 21:13:46 2019
Response via : Initial Calibration

Note: Curves (l,lf,q,qf) display calculated concentration.
Min. RRF : 0.000 Min. Rel. Area : 50% Max. R.T. Dev 0.20min
Max. RRF Dev : 30% Max. Rel. Area : 200%

		Compound	AvgRF	CCRF	%Dev	Area%
1	INT	Pentafluorobenzene	1.000	1.000	0.0	111
2	T	Dichlorodifluoromethane	0.343	0.010	97.1#	
3	T	Chloromethane	0.554	0.020	96.4#	
4	T	Vinyl Chloride	0.456	0.013	97.1#	
5	T	Bromomethane	0.197	0.008	95.9#	
6	T	Chloroethane	0.200	0.007	96.5#	
7	T	Trichlorofluoromethane	0.447	0.013	97.1#	
9	T	1,1-Dichloroethene	0.251	0.008	96.8#	
10	T	Trichlorotrifluoroethane	0.228	0.007	96.9#	
11	T	Carbon Disulfide	0.765	0.023	97.0#	
13	T	Methylene Chloride	0.264	0.012	95.5#	
14	T	Acetone	0.074	0.006	91.9#	
15	T	Trans-1,2-Dichloroethene	0.304	0.011	96.4#	
17	T	Methyl t-Butyl Ether (MTBE)	0.788	0.031	96.1#	
19	T	1,1-Dichloroethane	0.639	0.023	96.4#	
20	T	Acrylonitrile	0.103	0.004	96.1#	
23	T	Cis-1,2-Dichloroethene	0.350	0.012	96.6#	
24	T	2,2-Dichloropropane	0.469	0.014	97.0#	
25	T	Bromochloromethane	0.144	0.005	96.5#	
27	T	Chloroform	0.546	0.020	96.3#	
28	T	Carbon Tetrachloride	0.395	0.013	96.7#	
29	T	Tetrahydrofuran (THF)	0.094	0.004	95.7#	
30	T	1,1,1-Trichloroethane	0.477	0.015	96.9#	
31	SURR	% Dibromofluoromethane	0.091	0.091	0.0	
32	T	Methyl Ethyl Ketone	0.141	0.007	95.0#	
33	INT	1,4-Difluorobenzene	1.000	1.000	0.0	112
34	T	1,1-Dichloropropene	0.304	0.010	96.7#	
35	T	Benzene	0.876	0.033	96.2#	
37	T	1,2-Dichloroethane	0.255	0.009	96.5#	
39	T	Trichloroethene	0.229	0.008	96.5#	
40	T	Dibromomethane	0.108	0.003	97.2#	
41	T	1,2-dichloropropane	0.231	0.008	96.5#	
42	T	Bromodichloromethane	0.227	0.007	96.9#	
43	T	cis-1,3-Dichloropropene	0.317	0.010	96.8#	
44	T	Toluene	0.529	0.019	96.4#	
45	SURR	% Toluene-d8	1.231	1.170	5.0	
46	T	4-Methyl-2-Pentanone	0.199	0.007	96.5#	
47	T	Tetrachloroethene	0.191	0.006	96.9#	
48	T	trans-1,3-Dichloropropene	0.248	0.007	97.2#	
49	T	1,1,2-Trichloroethane	0.158	0.006	96.2#	
50	INT	Chlorobenzene-d5	1.000	1.000	0.0	107
51	T	Dibromochloromethane	0.158	0.004	97.5#	
52	T	1,3-Dichloropropane	0.301	0.011	96.3#	
53	T	1,2-Dibromoethane	0.167	0.006	96.4#	
54	T	2-Hexanone	0.159	0.007	95.6#	
55	T	Chlorobenzene	0.595	0.023	96.1#	
56	T	Ethylbenzene	0.333	0.012	96.4#	
57	T	1,1,1,2-Tetrachloroethane	0.180	0.006	96.7#	
58	T	m&p-Xylene	0.413	0.016	96.1#	
59	T	o-Xylene	0.408	0.015	96.3#	
60	T	Styrene	0.637	0.025	96.1#	

Evaluate Continuing Calibration Report

Data Path : H:\V2019\CHEM14\11NOV\112419\
Data File : 1124_13.D
Acq On : 24 Nov 2019 7:34 pm
Operator :
Client ID : BFB TUNE
Lab ID : VOA -2.0 PPB STD. VOA32L II 11/24 AS
ALS Vial : 1 Sample Multiplier: 1

Quant Time: Nov 25 14:41:57 2019
Quant Method : H:\V2019\CHEM14\METHODS\VT112419.M
Quant Title : VOA Standards for 5 point calibration
QLast Update : Sun Nov 24 21:13:46 2019
Response via : Initial Calibration

Note: Curves (l,lf,q,qf) display calculated concentration.
Min. RRF : 0.000 Min. Rel. Area : 50% Max. R.T. Dev 0.20min
Max. RRF Dev : 30% Max. Rel. Area : 200%

		Compound	AvgRF	CCRF	%Dev	Area%
61	T	Bromoform	0.085	0.002	97.6#	
62	SURR	% Bromofluorobenzene	0.467	0.462	1.1	
63	INT	1,4-Dichlorobenzene-d4	1.000	1.000	0.0	109
64	SURR	% 1,2-dichlorobenzene-d4	0.878	0.855	2.6	
65	T	Isopropylbenzene	0.635	0.022	96.5#	
66	T	Bromobenzene	0.519	0.019	96.3#	
67	T	n-Propylbenzene	0.619	0.022	96.4#	
68	T	1,1,2,2-Tetrachloroethane	0.396	0.015	96.2#	
69	T	2-Chlorotoluene	0.513	0.019	96.3#	
70	T	1,3,5-Trimethylbenzene	1.748	0.064	96.3#	
71	T	1,2,3-Trichloropropane	0.320	0.013	95.9#	
72	T	trans-1,4-Dichloro-2-butene	0.134	0.004	97.0#	
73	T	4-Chlorotoluene	0.517	0.018	96.5#	
74	T	tert-Butylbenzene	1.621	0.057	96.5#	
75	T	1,2,4-Trimethylbenzene	1.728	0.068	96.1#	
76	T	sec-Butylbenzene	2.237	0.077	96.6#	
77	T	p-Isopropyltoluene	1.960	0.067	96.6#	
78	T	1,3-Dichlorobenzene	0.941	0.036	96.2#	
79	T	1,4-Dichlorobenzene	0.904	0.035	96.1#	
80	T	2-Isopropyltoluene	1.878	0.065	96.5#	
81	T	n-Butylbenzene	1.666	0.055	96.7#	
82	T	1,2-Dichlorobenzene	0.827	0.031	96.3#	
83	T	1,2-Dibromo-3-Chloropropane	0.057	0.001	98.2#	
84	T	Hexachlorobutadiene	0.354	0.011	96.9#	
85	T	1,2,4-Trichlorobenzene	0.472	0.017	96.4#	
86	T	Naphthalene	0.975	0.037	96.2#	
87	T	1,2,3-Trichlorobenzene	0.396	0.015	96.2#	
88	INT	1,4-Dioxane d8	1.000	1.000	0.0	104

(#)=Out of Range l=linear, lf=liner(0,0), q=quadratic, qf=quadratic(0,0)
Laboratory Warning Limits Out = 0

7A
VOLATILE CONTINUING CALIBRATION CHECK

Lab Name: Phoenix Environmental Labs Client: NETC

Lab Code: Phoenix Case No.: SAS No.: SDG No.: GCE67556

Instrument: CHEM14 Calibration Date: 11/26/19 Time: 07:21

Lab File Id: 1126_01.D Init. Calib. Date(s): 11/24/19 11/24/19

Heated Purge (Y/N): Y Init. Calib. Times: 19:34 21:42

GC Column: RTX-VMS Method File: VT112419.M

COMPOUND		RRF	RRF50	RRF MIN	%D	% D LIMITS
Pentafluorobenzene	(IS Area/Area%)	258646	234250	n.a.	90.6	50-200
1,4-Difluorobenzene	(IS Area/Area%)	388037	351695	n.a.	90.6	50-200
Chlorobenzene-d5	(IS Area/Area%)	373365	345403	n.a.	92.5	50-200
1,4-Dichlorobenzene-d4	(IS Area/Area%)	174934	164443	n.a.	94.0	50-200
1,4-Dioxane d8	(IS Area/Area%)	9281	6930	n.a.	74.7	n.a.
Dichlorodifluoromethane		0.343	0.330	0.100	3.8	20 (60)
Chloromethane		0.554	0.515	0.100	7.0	20 (60)
Vinyl Chloride		0.456	0.501	0.100	-9.9	20 (40)
Bromomethane		0.197	0.229	0.100	-16.2	20 (60)
Chloroethane		0.200	0.243	0.100	-21.5 +	20 (40)
Trichlorofluoromethane		0.447	0.531	0.100	-18.8	20 (40)
1,1-Dichloroethene		0.251	0.297	0.100	-18.3	20 (40)
Trichlorotrifluoroethane		0.228	0.282	0.050	-23.7 +	20 (40)
Carbon Disulfide		0.765	0.876	0.100	-14.5	20 (40)
Methylene Chloride		0.264	0.292	0.100	-10.6	20 (40)
Acetone		0.074	0.085	* 0.100	-14.9	20 (60)
Trans-1,2-Dichloroethene		0.304	0.314	0.100	-3.3	20 (40)
Methyl t-Butyl Ether (MTBE)		0.788	0.748	0.100	5.1	20 (40)
1,1-Dichloroethane		0.639	0.608	0.200	4.9	20 (40)
Acrylonitrile		0.103	0.090	0.050	12.6	20 (40)
Cis-1,2-Dichloroethene		0.350	0.323	0.100	7.7	20 (40)
2,2-Dichloropropane		0.469	0.461	0.050	1.7	20 (40)
Bromochloromethane		0.144	0.140	0.050	2.8	20 (40)
Chloroform		0.546	0.543	0.200	0.5	20 (40)
Carbon Tetrachloride		0.395	0.403	0.100	-2.0	20 (40)
Tetrahydrofuran (THF)		0.094	0.082	0.050	12.8	20 (40)
1,1,1-Trichloroethane		0.477	0.491	0.100	-2.9	20 (40)
Methyl Ethyl Ketone		0.141	0.119	0.100	15.6	20 (60)
1,1-Dichloropropene		0.304	0.288	0.050	5.3	20 (40)
Benzene		0.876	0.820	0.500	6.4	20 (40)
1,2-Dichloroethane		0.255	0.260	0.100	-2.0	20 (40)
Trichloroethene		0.229	0.222	0.200	3.1	20 (40)
Dibromomethane		0.108	0.108	0.050	0.0	20 (40)
1,2-dichloropropane		0.231	0.219	0.100	5.2	20 (40)
Bromodichloromethane		0.227	0.243	0.200	-7.0	20 (40)

(*) Recommended RRF not met (+) %D exceeds criteria % (#) %D exceeds (maximum) criteria

%D: 10% of target compounds are allowed to be above criteria %, but must be less than the (maximum) %D

(l) linear (li) linear inv conc wgt (li2) linear inv conc wgt^2 (q) quadratic (qi) quadratic inv conc wgt (qi2) quadratic inv conc wg^2

Compounds not using average response (l, li, li2, q, qi, qi2) display concentrations and not response factors

7B
VOLATILE CONTINUING CALIBRATION CHECK

Lab Name: Phoenix Environmental Labs Client: NETC

Lab Code: Phoenix Case No.: SAS No.: SDG No.: GCE67556

Instrument: CHEM14 Calibration Date: 11/26/19 Time: 07:21

Lab File Id: 1126_01.D Init. Calib. Date(s): 11/24/19 11/24/19

Heated Purge (Y/N): Y Init. Calib. Times: 19:34 21:42

GC Column: RTX-VMS Method File: VT112419.M

COMPOUND	RRF	RRF50	RRF MIN	%D	% D LIMITS
cis-1,3-Dichloropropene	0.317	0.306	0.200	3.5	20 (40)
Toluene	0.529	0.484	0.400	8.5	20 (40)
4-Methyl-2-Pentanone	0.199	0.190	0.100	4.5	20 (60)
Tetrachloroethene	0.191	0.172	* 0.200	9.9	20 (40)
trans-1,3-Dichloropropene	0.248	0.246	0.100	0.8	20 (40)
1,1,2-Trichloroethane	0.158	0.154	0.100	2.5	20 (40)
Dibromochloromethane	0.158	0.163	0.100	-3.2	20 (40)
1,3-Dichloropropane	0.301	0.281	0.050	6.6	20 (40)
1,2-Dibromoethane	0.167	0.159	0.100	4.8	20 (40)
2-Hexanone	0.159	0.142	0.100	10.7	20 (60)
Chlorobenzene	0.595	0.542	0.500	8.9	20 (40)
Ethylbenzene	0.333	0.296	0.100	11.1	20 (40)
1,1,1,2-Tetrachloroethane	0.180	0.177	0.050	1.7	20 (40)
m&p-Xylene	0.413	0.352	0.100	14.8	20 (40)
o-Xylene	0.408	0.358	0.300	12.3	20 (40)
Styrene	0.637	0.552	0.300	13.3	20 (40)
Bromoform	0.085	0.088	* 0.100	-3.5	20 (40)
Isopropylbenzene	0.635	0.566	0.100	10.9	20 (40)
Bromobenzene	0.519	0.464	0.050	10.6	20 (40)
n-Propylbenzene	0.619	0.525	0.050	15.2	20 (40)
1,1,2,2-Tetrachloroethane	0.396	0.360	0.300	9.1	20 (40)
2-Chlorotoluene	0.513	0.436	0.050	15.0	20 (40)
1,3,5-Trimethylbenzene	1.748	1.468	0.050	16.0	20 (40)
1,2,3-Trichloropropane	0.320	0.301	0.050	5.9	20 (40)
trans-1,4-Dichloro-2-butene	0.134	0.123	0.050	8.2	20 (40)
4-Chlorotoluene	0.517	0.409	0.050	20.9 +	20 (40)
tert-Butylbenzene	1.621	1.474	0.050	9.1	20 (40)
1,2,4-Trimethylbenzene	1.728	1.387	0.050	19.7	20 (40)
sec-Butylbenzene	2.237	1.972	0.050	11.8	20 (40)
p-Isopropyltoluene	1.960	1.634	0.050	16.6	20 (40)
1,3-Dichlorobenzene	0.941	0.725	0.600	23.0 +	20 (40)
1,4-Dichlorobenzene	0.904	0.698	0.500	22.8 +	20 (40)
2-Isopropyltoluene	1.878	1.657	0.050	11.8	20 (40)
n-Butylbenzene	1.666	1.323	0.050	20.6 +	20 (40)
1,2-Dichlorobenzene	0.827	0.692	0.400	16.3	20 (40)

(*) Recommended RRF not met (+) %D exceeds criteria % (#) %D exceeds (maximum) criteria

%D: 10% of target compounds are allowed to be above criteria %, but must be less than the (maximum) %D

(l) linear (li) linear inv conc wgt (li2) linear inv conc wgt^2 (q) quadratic (qi) quadratic inv conc wgt (qi2) quadratic inv conc wg^2

Compounds not using average response (l, li, li2, q, qi, qi2) display concentrations and not response factors

7B
VOLATILE CONTINUING CALIBRATION CHECK

Lab Name: Phoenix Environmental Labs Client: NETC

Lab Code: Phoenix Case No.: SAS No.: SDG No.: GCE67556

Instrument: CHEM14 Calibration Date: 11/26/19 Time: 07:21

Lab File Id: 1126_01.D Init. Calib. Date(s): 11/24/19 11/24/19

Heated Purge (Y/N): Y Init. Calib. Times: 19:34 21:42

GC Column: RTX-VMS Method File: VT112419.M

COMPOUND	RRF	RRF50	RRF MIN	%D	% D LIMITS
1,2-Dibromo-3-Chloropropane	0.057	0.051	0.050	10.5	20 (40)
Hexachlorobutadiene	0.354	0.296	0.050	16.4	20 (40)
1,2,4-Trichlorobenzene	0.472	0.299	0.200	36.7 +	20 (40)
Naphthalene	0.975	0.807	0.050	17.2	20 (40)
1,2,3-Trichlorobenzene	0.396	0.282	0.050	28.8 +	20 (40)
% Dibromofluoromethane	0.091	0.090	0.050	1.1	20 (40)
% Toluene-d8	1.231	1.246	0.050	-1.2	20 (40)
% Bromofluorobenzene	0.467	0.458	0.050	1.9	20 (40)
% 1,2-dichlorobenzene-d4	0.878	0.879	0.050	-0.1	20 (40)

(*) Recommended RRF not met (+) %D exceeds criteria % (#) %D exceeds (maximum) criteria

%D: 10% of target compounds are allowed to be above criteria %, but must be less than the (maximum) %D

(l) linear (li) linear inv conc wgt (li2) linear inv conc wgt^2 (q) quadratic (qi) quadratic inv conc wgt (qi2) quadratic inv conc wg^2

Compounds not using average response (l, li, li2, q, qi, qi2) display concentrations and not response factors

Evaluate Continuing Calibration Report

Data Path : H:\V2019\CHEM14\11NOV\112619\
Data File : 1126_01.D
Acq On : 26 Nov 2019 7:21 am
Operator :
Client ID : BFB TUNE - CCAL 50
Lab ID : VOA-50 PPB STD. VOA32L II 11/25 AS - VOA-50 PPB STD. VOA32L II 11/25 AS
ALS Vial : 1 Sample Multiplier: 1

Quant Time: Nov 26 07:40:48 2019
Quant Method : H:\V2019\CHEM14\METHODS\VT112419.M
Quant Title : VOA Standards for 5 point calibration
QLast Update : Sun Nov 24 21:56:34 2019
Response via : Initial Calibration

Note: Curves (l,lf,q,qf) display calculated concentration.
Min. RRF : 0.000 Min. Rel. Area : 50% Max. R.T. Dev 0.20min
Max. RRF Dev : 30% Max. Rel. Area : 200%

		Compound	AvgRF	CCRF	%Dev	Area%
1	INT	Pentafluorobenzene	1.000	1.000	0.0	91
2	T	Dichlorodifluoromethane	0.343	0.330	3.8	
3	T	Chloromethane	0.554	0.515	7.0	
4	T	Vinyl Chloride	0.456	0.501	-9.9	
5	T	Bromomethane	0.197	0.229	-16.2	
6	T	Chloroethane	0.200	0.243	-21.5	
7	T	Trichlorofluoromethane	0.447	0.531	-18.8	
9	T	1,1-Dichloroethene	0.251	0.297	-18.3	
10	T	Trichlorotrifluoroethane	0.228	0.282	-23.7	
11	T	Carbon Disulfide	0.765	0.876	-14.5	
13	T	Methylene Chloride	0.264	0.292	-10.6	
14	T	Acetone	0.074	0.085	-14.9	
15	T	Trans-1,2-Dichloroethene	0.304	0.314	-3.3	
17	T	Methyl t-Butyl Ether (MTBE)	0.788	0.748	5.1	
19	T	1,1-Dichloroethane	0.639	0.608	4.9	
20	T	Acrylonitrile	0.103	0.090	12.6	
23	T	Cis-1,2-Dichloroethene	0.350	0.323	7.7	
24	T	2,2-Dichloropropane	0.469	0.461	1.7	
25	T	Bromochloromethane	0.144	0.140	2.8	
27	T	Chloroform	0.546	0.543	0.5	
28	T	Carbon Tetrachloride	0.395	0.403	-2.0	
29	T	Tetrahydrofuran (THF)	0.094	0.082	12.8	
30	T	1,1,1-Trichloroethane	0.477	0.491	-2.9	
31	SURR	% Dibromofluoromethane	0.091	0.090	1.1	
32	T	Methyl Ethyl Ketone	0.141	0.119	15.6	
33	INT	1,4-Difluorobenzene	1.000	1.000	0.0	91
34	T	1,1-Dichloropropene	0.304	0.288	5.3	
35	T	Benzene	0.876	0.820	6.4	
37	T	1,2-Dichloroethane	0.255	0.260	-2.0	
39	T	Trichloroethene	0.229	0.222	3.1	
40	T	Dibromomethane	0.108	0.108	0.0	
41	T	1,2-dichloropropane	0.231	0.219	5.2	
42	T	Bromodichloromethane	0.227	0.243	-7.0	
43	T	cis-1,3-Dichloropropene	0.317	0.306	3.5	
44	T	Toluene	0.529	0.484	8.5	
45	SURR	% Toluene-d8	1.231	1.246	-1.2	
46	T	4-Methyl-2-Pentanone	0.199	0.190	4.5	
47	T	Tetrachloroethene	0.191	0.172	9.9	
48	T	trans-1,3-Dichloropropene	0.248	0.246	0.8	
49	T	1,1,2-Trichloroethane	0.158	0.154	2.5	
50	INT	Chlorobenzene-d5	1.000	1.000	0.0	93
51	T	Dibromochloromethane	0.158	0.163	-3.2	
52	T	1,3-Dichloropropane	0.301	0.281	6.6	
53	T	1,2-Dibromoethane	0.167	0.159	4.8	
54	T	2-Hexanone	0.159	0.142	10.7	
55	T	Chlorobenzene	0.595	0.542	8.9	
56	T	Ethylbenzene	0.333	0.296	11.1	
57	T	1,1,1,2-Tetrachloroethane	0.180	0.177	1.7	
58	T	m&p-Xylene	0.413	0.352	14.8	
59	T	o-Xylene	0.408	0.358	12.3	
60	T	Styrene	0.637	0.552	13.3	

Evaluate Continuing Calibration Report

Data Path : H:\V2019\CHEM14\11NOV\112619\
Data File : 1126_01.D
Acq On : 26 Nov 2019 7:21 am
Operator :
Client ID : BFB TUNE - CCAL 50
Lab ID : VOA-50 PPB STD. VOA32L II 11/25 AS - VOA-50 PPB STD. VOA32L II 11/25 AS
ALS Vial : 1 Sample Multiplier: 1

Quant Time: Nov 26 07:40:48 2019
Quant Method : H:\V2019\CHEM14\METHODS\VT112419.M
Quant Title : VOA Standards for 5 point calibration
QLast Update : Sun Nov 24 21:56:34 2019
Response via : Initial Calibration

Note: Curves (l,lf,q,qf) display calculated concentration.
Min. RRF : 0.000 Min. Rel. Area : 50% Max. R.T. Dev 0.20min
Max. RRF Dev : 30% Max. Rel. Area : 200%

		Compound	AvgRF	CCRF	%Dev	Area%
61	T	Bromoform	0.085	0.088	-3.5	
62	SURR	% Bromofluorobenzene	0.467	0.458	1.9	
63	INT	1,4-Dichlorobenzene-d4	1.000	1.000	0.0	94
64	SURR	% 1,2-dichlorobenzene-d4	0.878	0.879	-0.1	
65	T	Isopropylbenzene	0.635	0.566	10.9	
66	T	Bromobenzene	0.519	0.464	10.6	
67	T	n-Propylbenzene	0.619	0.525	15.2	
68	T	1,1,2,2-Tetrachloroethane	0.396	0.360	9.1	
69	T	2-Chlorotoluene	0.513	0.436	15.0	
70	T	1,3,5-Trimethylbenzene	1.748	1.468	16.0	
71	T	1,2,3-Trichloropropane	0.320	0.301	5.9	
72	T	trans-1,4-Dichloro-2-butene	0.134	0.123	8.2	
73	T	4-Chlorotoluene	0.517	0.409	20.9	
74	T	tert-Butylbenzene	1.621	1.474	9.1	
75	T	1,2,4-Trimethylbenzene	1.728	1.387	19.7	
76	T	sec-Butylbenzene	2.237	1.972	11.8	
77	T	p-Isopropyltoluene	1.960	1.634	16.6	
78	T	1,3-Dichlorobenzene	0.941	0.725	23.0	
79	T	1,4-Dichlorobenzene	0.904	0.698	22.8	
80	T	2-Isopropyltoluene	1.878	1.657	11.8	
81	T	n-Butylbenzene	1.666	1.323	20.6	
82	T	1,2-Dichlorobenzene	0.827	0.692	16.3	
83	T	1,2-Dibromo-3-Chloropropane	0.057	0.051	10.5	
84	T	Hexachlorobutadiene	0.354	0.296	16.4	
85	T	1,2,4-Trichlorobenzene	0.472	0.299	36.7#	
86	T	Naphthalene	0.975	0.807	17.2	
87	T	1,2,3-Trichlorobenzene	0.396	0.282	28.8	
88	INT	1,4-Dioxane d8	1.000	1.000	0.0	75

(#)=Out of Range l=linear, lf=liner(0,0), q=quadratic, qf=quadratic(0,0)
Laboratory Warning Limits Out = 0

Quantitation Report (Not Reviewed)

Data Path : H:\V2019\CHEM14\11NOV\112619\
Data File : 1126_01.D
Acq On : 26 Nov 2019 7:21 am
Operator :
Client ID : BFB TUNE - CCAL 50
Lab ID : VOA-50 PPB STD. VOA32L II 11/25 AS - VOA-50 PPB STD. VOA32L II 11/25 AS
ALS Vial : 1 Sample Multiplier: 1

Quant Time: Nov 26 07:40:48 2019
Quant Method : H:\V2019\CHEM14\METHODS\VT112419.M
Quant Title : VOA Standards for 5 point calibration
QLast Update : Sun Nov 24 21:56:34 2019
Response via : Initial Calibration

Compound	R.T.	QIon	Response	Conc	Units	Dev(Min)
Internal Standards						
1) Pentafluorobenzene	3.323	168	234250	50.000	ug/l	0.00
33) 1,4-Difluorobenzene	3.622	114	351695	50.000	ug/l	0.00
50) Chlorobenzene-d5	5.415	117	345403	50.000	ug/l	0.00
63) 1,4-Dichlorobenzene-d4	7.145	152	164443	50.000	ug/l	0.00
88) 1,4-Dioxane d8	4.036	96	6930	500.000	ug/l	0.00
System Monitoring Compounds						
31) % Dibromofluoromethane	3.098	192	21043	49.202	ug/l	0.00
Spiked Amount 50.000 Range 70 - 130 Recovery = 98.40%						
45) % Toluene-d8	4.408	98	438385	50.624	ug/l	0.00
Spiked Amount 50.000 Range 70 - 130 Recovery = 101.24%						
62) % Bromofluorobenzene	6.285	95	158339	49.073	ug/l	0.00
Spiked Amount 50.000 Range 70 - 130 Recovery = 98.14%						
64) % 1,2-dichlorobenzene-d4	7.491	152	144593	50.065	ug/l	0.00
Spiked Amount 50.000 Range 70 - 130 Recovery = 100.14%						
Target Compounds						Qvalue
2) Dichlorodifluoromethane	1.095	85	77287	48.160	ug/l	100
3) Chloromethane	1.247	50	120708	46.529	ug/l	100
4) Vinyl Chloride	1.289	62	117271	54.932	ug/l	100
5) Bromomethane	1.493	94	53560	54.241	ug/l	99
6) Chloroethane	1.567	64	56950	60.848	ug/l	99
7) Trichlorofluoromethane	1.640	101	124418	59.444	ug/l	99
9) 1,1-Dichloroethene	1.918	96	69478	59.007	ug/l	95
10) Trichlorotrifluoroethane	1.928	151	65988	61.804	ug/l	98
11) Carbon Disulfide	1.944	76	205147	57.267	ug/l	100
13) Methylene Chloride	2.217	84	68451	55.305	ug/l	95
14) Acetone	2.248	43	19858	51.606	ug/l	93
15) Trans-1,2-Dichloroethene	2.290	96	73631	51.727	ug/l	95
17) Methyl t-Butyl Ether (...	2.343	73	175247	47.480	ug/l	99
19) 1,1-Dichloroethane	2.605	63	142432	47.565	ug/l	98
20) Acrylonitrile	2.641	53	21006	43.532	ug/l	95
23) Cis-1,2-Dichloroethene	2.872	96	75717	46.155	ug/l	92
24) 2,2-Dichloropropane	2.925	77	108063	49.169	ug/l	99
25) Bromochloromethane	2.977	128	32890	48.689	ug/l#	87
27) Chloroform	3.003	83	127211	49.762	ug/l	99
28) Carbon Tetrachloride	3.077	117	94484	51.113	ug/l	99
29) Tetrahydrofuran (THF)	3.098	42	48244	109.663	ug/l	92
30) 1,1,1-Trichloroethane	3.113	97	115016	51.430	ug/l	98
32) Methyl Ethyl Ketone	3.166	43	27793	42.076	ug/l	93
34) 1,1-Dichloropropene	3.171	75	101341	47.378	ug/l	98
35) Benzene	3.302	78	288316	46.812	ug/l	100
37) 1,2-Dichloroethane	3.417	62	91610	51.064	ug/l	98
39) Trichloroethene	3.611	130	78014	48.371	ug/l	98
40) Dibromomethane	3.853	93	37993	50.147	ug/l	97
41) 1,2-dichloropropane	3.905	63	76949	47.305	ug/l	100
42) Bromodichloromethane	3.931	83	85477	53.442	ug/l	98
43) cis-1,3-Dichloropropene	4.298	75	107518	48.222	ug/l	99
44) Toluene	4.440	92	170233	45.734	ug/l	99
46) 4-Methyl-2-Pentanone	4.671	43	66955	47.885	ug/l	94
47) Tetrachloroethene	4.681	164	60367	44.898	ug/l	98
48) trans-1,3-Dichloropropene	4.697	75	86428	49.557	ug/l	97
49) 1,1,2-Trichloroethane	4.802	97	54142	48.618	ug/l	99
51) Dibromochloromethane	4.922	129	56321	51.743	ug/l	99
52) 1,3-Dichloropropane	4.985	76	97067	46.667	ug/l	100
53) 1,2-Dibromoethane	5.085	107	54759	47.331	ug/l	100

Quantitation Report (Not Reviewed)

Data Path : H:\V2019\CHEM14\11NOV\112619\
Data File : 1126_01.D
Acq On : 26 Nov 2019 7:21 am
Operator :
Client ID : BFB TUNE - CCAL 50
Lab ID : VOA-50 PPB STD. VOA32L II 11/25 AS - VOA-50 PPB STD. VOA32L II 11/25 AS
ALS Vial : 1 Sample Multiplier: 1

Quant Time: Nov 26 07:40:48 2019
Quant Method : H:\V2019\CHEM14\METHODS\VT112419.M
Quant Title : VOA Standards for 5 point calibration
QLast Update : Sun Nov 24 21:56:34 2019
Response via : Initial Calibration

Compound	R.T.	QIon	Response	Conc Units	Dev(Min)
54) 2-Hexanone	5.216	43	49153	44.819 ug/l	93
55) Chlorobenzene	5.426	112	187040	45.508 ug/l	98
56) Ethylbenzene	5.436	106	102396	44.560 ug/l	97
57) 1,1,1,2-Tetrachloroethane	5.467	131	61282	49.420 ug/l	99
58) m&p-Xylene	5.536	106	243283	85.264 ug/l	97
59) o-Xylene	5.845	106	123604	43.860 ug/l	96
60) Styrene	5.882	104	190808	43.364 ug/l	97
61) Bromoform	5.908	173	30482	51.905 ug/l	99
65) Isopropylbenzene	6.065	120	93114	44.612 ug/l	99
66) Bromobenzene	6.364	156	76278	44.646 ug/l	95
67) n-Propylbenzene	6.375	120	86276	42.362 ug/l	96
68) 1,1,2,2-Tetrachloroethane	6.437	83	59151	45.451 ug/l	100
69) 2-Chlorotoluene	6.500	126	71704	42.536 ug/l	95
70) 1,3,5-Trimethylbenzene	6.527	105	241443	42.007 ug/l	100
71) 1,2,3-Trichloropropane	6.542	75	49532	47.046 ug/l	98
72) trans-1,4-Dichloro-2-b...	6.574	75	100987	229.009 ug/l	96
73) 4-Chlorotoluene	6.626	126	67324	39.572 ug/l	97
74) tert-Butylbenzene	6.768	119	242397	45.477 ug/l	98
75) 1,2,4-Trimethylbenzene	6.825	105	228134	40.143 ug/l	98
76) sec-Butylbenzene	6.909	105	324221	44.077 ug/l	99
77) p-Isopropyltoluene	7.025	119	268678	41.679 ug/l	99
78) 1,3-Dichlorobenzene	7.088	146	119181	38.524 ug/l	99
79) 1,4-Dichlorobenzene	7.156	146	114862	38.643 ug/l	99
80) 2-Isopropyltoluene	7.224	119	272544	44.127 ug/l	98
81) n-Butylbenzene	7.360	91	217598	39.722 ug/l	99
82) 1,2-Dichlorobenzene	7.497	146	113814	41.865 ug/l	99
83) 1,2-Dibromo-3-Chloropr...	8.141	155	8396	44.645 ug/l	96
84) Hexachlorobutadiene	8.619	225	48713	41.881 ug/l	99
85) 1,2,4-Trichlorobenzene	8.645	180	49211	31.680 ug/l	99
86) Naphthalene	8.875	128	132663	41.359 ug/l	99
87) 1,2,3-Trichlorobenzene	9.007	180	46378	35.579 ug/l	99

(#)out of range (m)manual integration reviewed by analyst (+)signals summed

Quantitation Report (Not Reviewed)

Data Path : H:\V2019\CHEM14\11NOV\112619\
Data File : 1126_01.D
Acq On : 26 Nov 2019 7:21 am
Operator :
Client ID : BFB TUNE - CCAL 50
Lab ID : VOA-50 PPB STD. VOA32L II 11/25 AS - VOA-50 PPB STD. VOA32L II 11/25 AS
ALS Vial : 1 Sample Multiplier: 1

Quant Time: Nov 26 07:40:48 2019
Quant Method : H:\V2019\CHEM14\METHODS\VT112419.M
Quant Title : VOA Standards for 5 point calibration
QLast Update : Sun Nov 24 21:56:34 2019
Response via : Initial Calibration

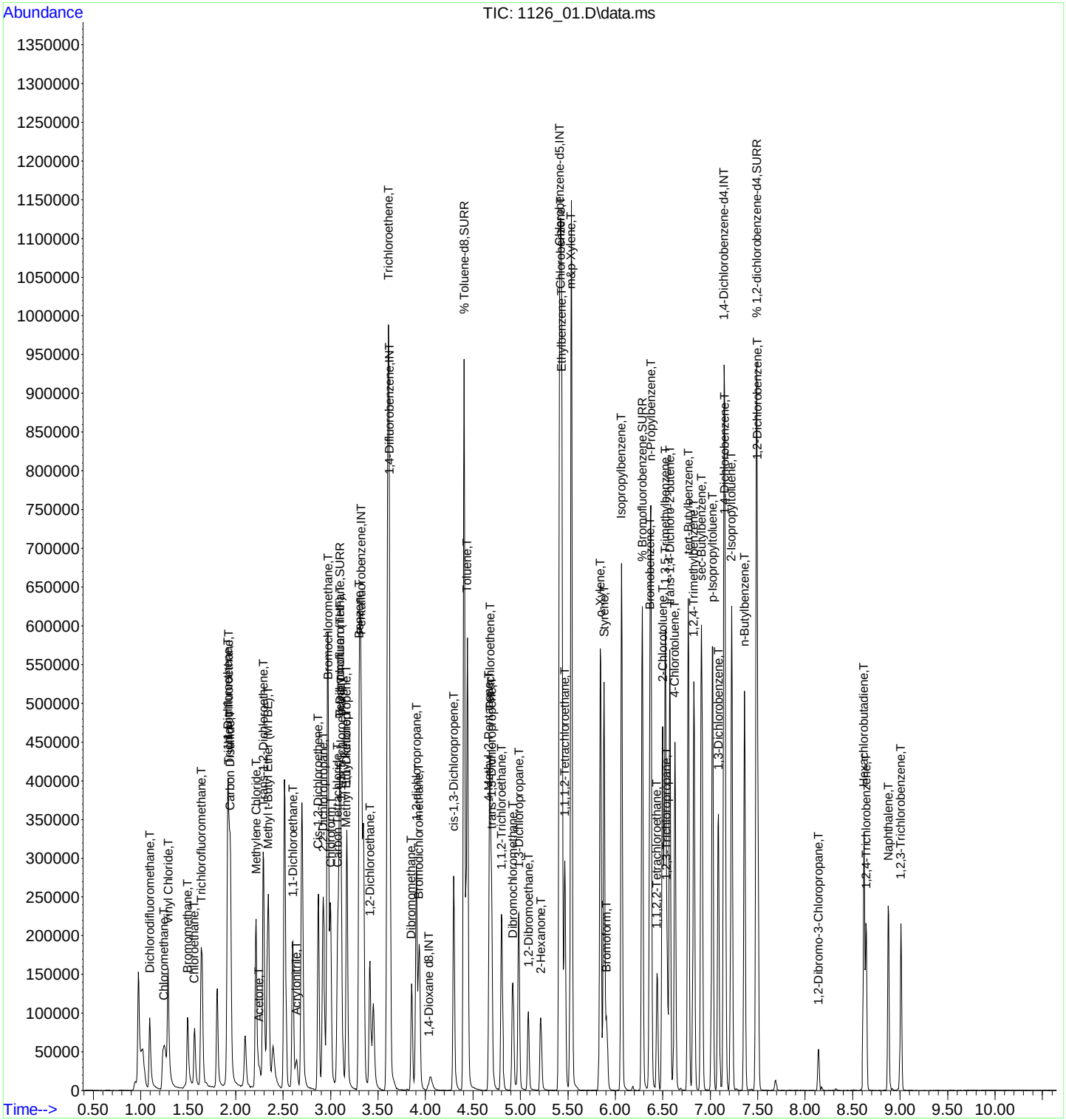

7A
VOLATILE CONTINUING CALIBRATION CHECK

Lab Name: Phoenix Environmental Labs Client: NETC

Lab Code: Phoenix Case No.: SAS No.: SDG No.: GCE67556

Instrument: CHEM14 Calibration Date: 11/26/19 Time: 18:35

Lab File Id: 1126_32.D Init. Calib. Date(s): 11/24/19 11/24/19

Heated Purge (Y/N): Y Init. Calib. Times: 19:34 21:42

GC Column: RTX-VMS Method File: VT112419.M

COMPOUND	RRF	RRF50	RRF MIN	%D	% D LIMITS
Dichlorodifluoromethane	0.343	0.285	0.010	16.9	50
Chloromethane	0.554	0.479	0.010	13.5	50
Vinyl Chloride	0.456	0.472	0.010	-3.5	50
Bromomethane	0.197	0.219	0.010	-11.2	50
Chloroethane	0.200	0.229	0.010	-14.5	50
Trichlorofluoromethane	0.447	0.501	0.010	-12.1	50
1,1-Dichloroethene	0.251	0.284	0.010	-13.1	50
Trichlorotrifluoroethane	0.228	0.259	0.010	-13.6	50
Carbon Disulfide	0.765	0.851	0.010	-11.2	50
Methylene Chloride	0.264	0.285	0.010	-8.0	50
Acetone	0.074	0.079	0.010	-6.8	50
Trans-1,2-Dichloroethene	0.304	0.323	0.010	-6.3	50
Methyl t-Butyl Ether (MTBE)	0.788	0.732	0.010	7.1	50
1,1-Dichloroethane	0.639	0.597	0.010	6.6	50
Acrylonitrile	0.103	0.088	0.010	14.6	50
Cis-1,2-Dichloroethene	0.350	0.318	0.010	9.1	50
2,2-Dichloropropane	0.469	0.447	0.010	4.7	50
Bromochloromethane	0.144	0.139	0.010	3.5	50
Chloroform	0.546	0.534	0.010	2.2	50
Carbon Tetrachloride	0.395	0.386	0.010	2.3	50
Tetrahydrofuran (THF)	0.094	0.079	0.010	16.0	50
1,1,1-Trichloroethane	0.477	0.481	0.010	-0.8	50
Methyl Ethyl Ketone	0.141	0.115	0.010	18.4	50
1,1-Dichloropropene	0.304	0.281	0.010	7.6	50
Benzene	0.876	0.799	0.010	8.8	50
1,2-Dichloroethane	0.255	0.258	0.010	-1.2	50
Trichloroethene	0.229	0.219	0.010	4.4	50
Dibromomethane	0.108	0.105	0.010	2.8	50
1,2-dichloropropane	0.231	0.214	0.010	7.4	50
Bromodichloromethane	0.227	0.235	0.010	-3.5	50
cis-1,3-Dichloropropene	0.317	0.306	0.010	3.5	50
Toluene	0.529	0.487	0.010	7.9	50
4-Methyl-2-Pentanone	0.199	0.185	0.010	7.0	50
Tetrachloroethene	0.191	0.176	0.010	7.9	50
trans-1,3-Dichloropropene	0.248	0.248	0.010	0.0	50

(*) Recommended RRF not met (+) %D exceeds criteria % (#) %D exceeds (maximum) criteria

%D: 10% of target compounds are allowed to be above criteria %, but must be less than the (maximum) %D

(*) Recommended RRF not met. (#) Maximum %D not met.

7B
VOLATILE CONTINUING CALIBRATION CHECK

Lab Name: Phoenix Environmental Labs Client: NETC

Lab Code: Phoenix Case No.: SAS No.: SDG No.: GCE67556

Instrument: CHEM14 Calibration Date: 11/26/19 Time: 18:35

Lab File Id: 1126_32.D Init. Calib. Date(s): 11/24/19 11/24/19

Heated Purge (Y/N): Y Init. Calib. Times: 19:34 21:42

GC Column: RTX-VMS Method File: VT112419.M

COMPOUND	RRF	RRF50	RRF MIN	%D	% D LIMITS
1,1,2-Trichloroethane	0.158	0.151	0.010	4.4	50
Dibromochloromethane	0.158	0.157	0.010	0.6	50
1,3-Dichloropropane	0.301	0.277	0.010	8.0	50
1,2-Dibromoethane	0.167	0.157	0.010	6.0	50
2-Hexanone	0.159	0.134	0.010	15.7	50
Chlorobenzene	0.595	0.560	0.010	5.9	50
Ethylbenzene	0.333	0.305	0.010	8.4	50
1,1,1,2-Tetrachloroethane	0.180	0.175	0.010	2.8	50
m&p-Xylene	0.413	0.366	0.010	11.4	50
o-Xylene	0.408	0.370	0.010	9.3	50
Styrene	0.637	0.583	0.010	8.5	50
Bromoform	0.085	0.085	0.010	0.0	50
Isopropylbenzene	0.635	0.565	0.010	11.0	50
Bromobenzene	0.519	0.482	0.010	7.1	50
n-Propylbenzene	0.619	0.547	0.010	11.6	50
1,1,2,2-Tetrachloroethane	0.396	0.356	0.010	10.1	50
2-Chlorotoluene	0.513	0.460	0.010	10.3	50
1,3,5-Trimethylbenzene	1.748	1.557	0.010	10.9	50
1,2,3-Trichloropropane	0.320	0.294	0.010	8.1	50
trans-1,4-Dichloro-2-butene	0.134	0.126	0.010	6.0	50
4-Chlorotoluene	0.517	0.451	0.010	12.8	50
tert-Butylbenzene	1.621	1.476	0.010	8.9	50
1,2,4-Trimethylbenzene	1.728	1.498	0.010	13.3	50
sec-Butylbenzene	2.237	1.988	0.010	11.1	50
p-Isopropyltoluene	1.960	1.751	0.010	10.7	50
1,3-Dichlorobenzene	0.941	0.831	0.010	11.7	50
1,4-Dichlorobenzene	0.904	0.806	0.010	10.8	50
2-Isopropyltoluene	1.878	1.712	0.010	8.8	50
n-Butylbenzene	1.666	1.508	0.010	9.5	50
1,2-Dichlorobenzene	0.827	0.767	0.010	7.3	50
1,2-Dibromo-3-Chloropropane	0.057	0.051	0.010	10.5	50
Hexachlorobutadiene	0.354	0.321	0.010	9.3	50
1,2,4-Trichlorobenzene	0.472	0.413	0.010	12.5	50
Naphthalene	0.975	0.872	0.010	10.6	50
1,2,3-Trichlorobenzene	0.396	0.358	0.010	9.6	50

(*) Recommended RRF not met (+) %D exceeds criteria % (#) %D exceeds (maximum) criteria

%D: 10% of target compounds are allowed to be above criteria %, but must be less than the (maximum) %D

(*) Recommended RRF not met. (#) Maximum %D not met.

7B
VOLATILE CONTINUING CALIBRATION CHECK

Lab Name: Phoenix Environmental Labs Client: NETC

Lab Code: Phoenix Case No.: SAS No.: SDG No.: GCE67556

Instrument: CHEM14 Calibration Date: 11/26/19 Time: 18:35

Lab File Id: 1126_32.D Init. Calib. Date(s): 11/24/19 11/24/19

Heated Purge (Y/N): Y Init. Calib. Times: 19:34 21:42

GC Column: RTX-VMS Method File: VT112419.M

COMPOUND	RRF	RRF50	RRF MIN	%D	% D LIMITS
% Dibromofluoromethane	0.091	0.089	0.010	2.2	50
% Toluene-d8	1.231	1.233	0.010	-0.2	50
% Bromofluorobenzene	0.467	0.462	0.010	1.1	50
% 1,2-dichlorobenzene-d4	0.878	0.880	0.010	-0.2	50

(*) Recommended RRF not met (+) %D exceeds criteria % (#) %D exceeds (maximum) criteria

%D: 10% of target compounds are allowed to be above criteria %, but must be less than the (maximum) %D

(*) Recommended RRF not met. (#) Maximum %D not met.

Evaluate Continuing Calibration Report

Data Path : H:\V2019\CHEM14\11NOV\112619\
Data File : 1126_32.D
Acq On : 26 Nov 2019 6:35 pm
Operator :
Client ID : CCAL 50
Lab ID : VOA-50 PPB STD. VOA32L II 11/26 AS
ALS Vial : 1 Sample Multiplier: 1

Quant Time: Nov 27 10:07:57 2019
Quant Method : H:\V2019\CHEM14\Methods\VT112419.M
Quant Title : VOA Standards for 5 point calibration
QLast Update : Mon Nov 25 14:45:47 2019
Response via : Initial Calibration

Note: Curves (l,lf,q,qf) display calculated concentration.
Min. RRF : 0.000 Min. Rel. Area : 50% Max. R.T. Dev 0.20min
Max. RRF Dev : 30% Max. Rel. Area : 200%

		Compound	AvgRF	CCRF	%Dev	Area%
1	INT	Pentafluorobenzene	1.000	1.000	0.0	94
2	T	Dichlorodifluoromethane	0.343	0.285	16.9	
3	T	Chloromethane	0.554	0.479	13.5	
4	T	Vinyl Chloride	0.456	0.472	-3.5	
5	T	Bromomethane	0.197	0.219	-11.2	
6	T	Chloroethane	0.200	0.229	-14.5	
7	T	Trichlorofluoromethane	0.447	0.501	-12.1	
9	T	1,1-Dichloroethene	0.251	0.284	-13.1	
10	T	Trichlorotrifluoroethane	0.228	0.259	-13.6	
11	T	Carbon Disulfide	0.765	0.851	-11.2	
13	T	Methylene Chloride	0.264	0.285	-8.0	
14	T	Acetone	0.074	0.079	-6.8	
15	T	Trans-1,2-Dichloroethene	0.304	0.323	-6.3	
17	T	Methyl t-Butyl Ether (MTBE)	0.788	0.732	7.1	
19	T	1,1-Dichloroethane	0.639	0.597	6.6	
20	T	Acrylonitrile	0.103	0.088	14.6	
23	T	Cis-1,2-Dichloroethene	0.350	0.318	9.1	
24	T	2,2-Dichloropropane	0.469	0.447	4.7	
25	T	Bromochloromethane	0.144	0.139	3.5	
27	T	Chloroform	0.546	0.534	2.2	
28	T	Carbon Tetrachloride	0.395	0.386	2.3	
29	T	Tetrahydrofuran (THF)	0.094	0.079	16.0	
30	T	1,1,1-Trichloroethane	0.477	0.481	-0.8	
31	SURR	% Dibromofluoromethane	0.091	0.089	2.2	
32	T	Methyl Ethyl Ketone	0.141	0.115	18.4	
33	INT	1,4-Difluorobenzene	1.000	1.000	0.0	95
34	T	1,1-Dichloropropene	0.304	0.281	7.6	
35	T	Benzene	0.876	0.799	8.8	
37	T	1,2-Dichloroethane	0.255	0.258	-1.2	
39	T	Trichloroethene	0.229	0.219	4.4	
40	T	Dibromomethane	0.108	0.105	2.8	
41	T	1,2-dichloropropane	0.231	0.214	7.4	
42	T	Bromodichloromethane	0.227	0.235	-3.5	
43	T	cis-1,3-Dichloropropene	0.317	0.306	3.5	
44	T	Toluene	0.529	0.487	7.9	
45	SURR	% Toluene-d8	1.231	1.233	-0.2	
46	T	4-Methyl-2-Pentanone	0.199	0.185	7.0	
47	T	Tetrachloroethene	0.191	0.176	7.9	
48	T	trans-1,3-Dichloropropene	0.248	0.248	0.0	
49	T	1,1,2-Trichloroethane	0.158	0.151	4.4	
50	INT	Chlorobenzene-d5	1.000	1.000	0.0	97
51	T	Dibromochloromethane	0.158	0.157	0.6	
52	T	1,3-Dichloropropane	0.301	0.277	8.0	
53	T	1,2-Dibromoethane	0.167	0.157	6.0	
54	T	2-Hexanone	0.159	0.134	15.7	
55	T	Chlorobenzene	0.595	0.560	5.9	
56	T	Ethylbenzene	0.333	0.305	8.4	
57	T	1,1,1,2-Tetrachloroethane	0.180	0.175	2.8	
58	T	m&p-Xylene	0.413	0.366	11.4	
59	T	o-Xylene	0.408	0.370	9.3	
60	T	Styrene	0.637	0.583	8.5	

Evaluate Continuing Calibration Report

Data Path : H:\V2019\CHEM14\11NOV\112619\
Data File : 1126_32.D
Acq On : 26 Nov 2019 6:35 pm
Operator :
Client ID : CCAL 50
Lab ID : VOA-50 PPB STD. VOA32L II 11/26 AS
ALS Vial : 1 Sample Multiplier: 1

Quant Time: Nov 27 10:07:57 2019
Quant Method : H:\V2019\CHEM14\Methods\VT112419.M
Quant Title : VOA Standards for 5 point calibration
QLast Update : Mon Nov 25 14:45:47 2019
Response via : Initial Calibration

Note: Curves (l,lf,q,qf) display calculated concentration.
Min. RRF : 0.000 Min. Rel. Area : 50% Max. R.T. Dev 0.20min
Max. RRF Dev : 30% Max. Rel. Area : 200%

		Compound	AvgRF	CCRF	%Dev	Area%
61	T	Bromoform	0.085	0.085	0.0	
62	SURR	% Bromofluorobenzene	0.467	0.462	1.1	
63	INT	1,4-Dichlorobenzene-d4	1.000	1.000	0.0	100
64	SURR	% 1,2-dichlorobenzene-d4	0.878	0.880	-0.2	
65	T	Isopropylbenzene	0.635	0.565	11.0	
66	T	Bromobenzene	0.519	0.482	7.1	
67	T	n-Propylbenzene	0.619	0.547	11.6	
68	T	1,1,2,2-Tetrachloroethane	0.396	0.356	10.1	
69	T	2-Chlorotoluene	0.513	0.460	10.3	
70	T	1,3,5-Trimethylbenzene	1.748	1.557	10.9	
71	T	1,2,3-Trichloropropane	0.320	0.294	8.1	
72	T	trans-1,4-Dichloro-2-butene	0.134	0.126	6.0	
73	T	4-Chlorotoluene	0.517	0.451	12.8	
74	T	tert-Butylbenzene	1.621	1.476	8.9	
75	T	1,2,4-Trimethylbenzene	1.728	1.498	13.3	
76	T	sec-Butylbenzene	2.237	1.988	11.1	
77	T	p-Isopropyltoluene	1.960	1.751	10.7	
78	T	1,3-Dichlorobenzene	0.941	0.831	11.7	
79	T	1,4-Dichlorobenzene	0.904	0.806	10.8	
80	T	2-Isopropyltoluene	1.878	1.712	8.8	
81	T	n-Butylbenzene	1.666	1.508	9.5	
82	T	1,2-Dichlorobenzene	0.827	0.767	7.3	
83	T	1,2-Dibromo-3-Chloropropane	0.057	0.051	10.5	
84	T	Hexachlorobutadiene	0.354	0.321	9.3	
85	T	1,2,4-Trichlorobenzene	0.472	0.413	12.5	
86	T	Naphthalene	0.975	0.872	10.6	
87	T	1,2,3-Trichlorobenzene	0.396	0.358	9.6	
88	INT	1,4-Dioxane d8	1.000	1.000	0.0	85

(#)=Out of Range l=linear, lf=liner(0,0), q=quadratic, qf=quadratic(0,0)
Laboratory Warning Limits Out = 0

Quantitation Report (QT Reviewed)

Data Path : H:\V2019\CHEM14\11NOV\112619\
Data File : 1126_32.D
Acq On : 26 Nov 2019 6:35 pm
Operator :
Client ID : CCAL 50
Lab ID : VOA-50 PPB STD. VOA32L II 11/26 AS
ALS Vial : 1 Sample Multiplier: 1

Quant Time: Nov 27 10:07:57 2019
Quant Method : H:\V2019\CHEM14\Methods\VT112419.M
Quant Title : VOA Standards for 5 point calibration
QLast Update : Mon Nov 25 14:45:47 2019
Response via : Initial Calibration

Compound	R.T.	QIon	Response	Conc	Units	Dev(Min)
Internal Standards						
1) Pentafluorobenzene	3.323	168	243504	50.000	ug/l	0.00
33) 1,4-Difluorobenzene	3.622	114	368004	50.000	ug/l	0.00
50) Chlorobenzene-d5	5.415	117	362230	50.000	ug/l	0.00
63) 1,4-Dichlorobenzene-d4	7.145	152	174399	50.000	ug/l	0.00
88) 1,4-Dioxane d8	4.036	96	7868	500.000	ug/l	0.00
System Monitoring Compounds						
31) % Dibromofluoromethane	3.097	192	21654	48.706	ug/l	0.00
Spiked Amount 50.000	Range 70 - 130		Recovery = 97.42%			
45) % Toluene-d8	4.408	98	453905	50.093	ug/l	0.00
Spiked Amount 50.000	Range 70 - 130		Recovery = 100.18%			
62) % Bromofluorobenzene	6.285	95	167266	49.432	ug/l	0.00
Spiked Amount 50.000	Range 70 - 130		Recovery = 98.86%			
64) % 1,2-dichlorobenzene-d4	7.491	152	153511	50.119	ug/l	0.00
Spiked Amount 50.000	Range 70 - 130		Recovery = 100.24%			
Target Compounds						Qvalue
2) Dichlorodifluoromethane	1.095	85	69454	41.634	ug/l	99
3) Chloromethane	1.247	50	116543	43.216	ug/l	99
4) Vinyl Chloride	1.289	62	115038	51.838	ug/l	99
5) Bromomethane	1.493	94	53446	55.577	ug/l	98
6) Chloroethane	1.566	64	55831	57.386	ug/l	99
7) Trichlorofluoromethane	1.640	101	122054	56.098	ug/l	98
9) 1,1-Dichloroethene	1.918	96	69250	56.578	ug/l	96
10) Trichlorotrifluoroethane	1.928	151	62961	56.728	ug/l	99
11) Carbon Disulfide	1.944	76	207134	55.624	ug/l	99
13) Methylene Chloride	2.217	84	69283	53.850	ug/l	95
14) Acetone	2.253	43	19283	53.200	ug/l	93
15) Trans-1,2-Dichloroethene	2.290	96	78642	53.148	ug/l	95
17) Methyl t-Butyl Ether (...	2.342	73	178189	46.442	ug/l	99
19) 1,1-Dichloroethane	2.605	63	145345	46.694	ug/l	99
20) Acrylonitrile	2.641	53	21475	42.813	ug/l	96
23) Cis-1,2-Dichloroethene	2.872	96	77332	45.348	ug/l	92
24) 2,2-Dichloropropane	2.924	77	108853	47.646	ug/l	99
25) Bromochloromethane	2.977	128	33727	48.031	ug/l	87
27) Chloroform	3.003	83	130054	48.941	ug/l	99
28) Carbon Tetrachloride	3.076	117	94053	48.946	ug/l	100
29) Tetrahydrofuran (THF)	3.097	42	48310	105.639	ug/l	95
30) 1,1,1-Trichloroethane	3.113	97	117176	50.405	ug/l	98
32) Methyl Ethyl Ketone	3.166	43	28090	40.910	ug/l	94
34) 1,1-Dichloropropene	3.171	75	103386	46.192	ug/l	99
35) Benzene	3.302	78	293947	45.611	ug/l	100
37) 1,2-Dichloroethane	3.417	62	94932	50.570	ug/l	99
39) Trichloroethene	3.611	130	80664	47.798	ug/l	99
40) Dibromomethane	3.852	93	38818	48.966	ug/l	97
41) 1,2-dichloropropane	3.905	63	78751	46.267	ug/l	100
42) Bromodichloromethane	3.936	83	86377	51.612	ug/l	99
43) cis-1,3-Dichloropropene	4.298	75	112734	48.320	ug/l	98
44) Toluene	4.440	92	179086	45.980	ug/l	100
46) 4-Methyl-2-Pentanone	4.670	43	68015	46.487	ug/l	95
47) Tetrachloroethene	4.681	164	64709	45.995	ug/l	99
48) trans-1,3-Dichloropropene	4.697	75	91436	50.105	ug/l	100
49) 1,1,2-Trichloroethane	4.807	97	55643	47.751	ug/l	98
51) Dibromochloromethane	4.922	129	56937	49.879	ug/l	100
52) 1,3-Dichloropropane	4.985	76	100369	46.012	ug/l	100
53) 1,2-Dibromoethane	5.085	107	56848	46.854	ug/l	97

Quantitation Report (QT Reviewed)

Data Path : H:\V2019\CHEM14\11NOV\112619\
Data File : 1126_32.D
Acq On : 26 Nov 2019 6:35 pm
Operator :
Client ID : CCAL 50
Lab ID : VOA-50 PPB STD. VOA32L II 11/26 AS
ALS Vial : 1 Sample Multiplier: 1

Quant Time: Nov 27 10:07:57 2019
Quant Method : H:\V2019\CHEM14\Methods\VT112419.M
Quant Title : VOA Standards for 5 point calibration
QLast Update : Mon Nov 25 14:45:47 2019
Response via : Initial Calibration

Compound	R.T.	QIon	Response	Conc Units	Dev(Min)
54) 2-Hexanone	5.216	43	48602	42.258 ug/l	92
55) Chlorobenzene	5.425	112	202678	47.022 ug/l	96
56) Ethylbenzene	5.436	106	110347	45.789 ug/l	93
57) 1,1,1,2-Tetrachloroethane	5.467	131	63392	48.747 ug/l	99
58) m&p-Xylene	5.535	106	264971	88.551 ug/l	96
59) o-Xylene	5.845	106	133933	45.317 ug/l	96
60) Styrene	5.881	104	211009	45.727 ug/l	97
61) Bromoform	5.908	173	30766	49.955 ug/l	99
65) Isopropylbenzene	6.065	120	98535	44.514 ug/l	98
66) Bromobenzene	6.364	156	84118	46.424 ug/l	95
67) n-Propylbenzene	6.374	120	95337	44.138 ug/l	96
68) 1,1,2,2-Tetrachloroethane	6.437	83	62040	44.949 ug/l	99
69) 2-Chlorotoluene	6.500	126	80259	44.893 ug/l	93
70) 1,3,5-Trimethylbenzene	6.526	105	271529	44.545 ug/l	99
71) 1,2,3-Trichloropropane	6.542	75	51231	45.882 ug/l	96
72) trans-1,4-Dichloro-2-b...	6.574	75	109656	234.472 ug/l	95
73) 4-Chlorotoluene	6.626	126	78670	43.601 ug/l	96
74) tert-Butylbenzene	6.768	119	257427	45.539 ug/l	97
75) 1,2,4-Trimethylbenzene	6.825	105	261168	43.333 ug/l	100
76) sec-Butylbenzene	6.909	105	346656	44.437 ug/l	99
77) p-Isopropyltoluene	7.024	119	305408	44.672 ug/l	99
78) 1,3-Dichlorobenzene	7.087	146	144962	44.183 ug/l	99
79) 1,4-Dichlorobenzene	7.156	146	140652	44.619 ug/l	100
80) 2-Isopropyltoluene	7.224	119	298533	45.575 ug/l	98
81) n-Butylbenzene	7.360	91	263000	45.270 ug/l	99
82) 1,2-Dichlorobenzene	7.496	146	133803	46.409 ug/l	100
83) 1,2-Dibromo-3-Chloropr...	8.141	155	8898	44.614 ug/l	99
84) Hexachlorobutadiene	8.618	225	55912	45.326 ug/l	99
85) 1,2,4-Trichlorobenzene	8.645	180	71979	43.692 ug/l	99
86) Naphthalene	8.880	128	152035	44.692 ug/l	99
87) 1,2,3-Trichlorobenzene	9.006	180	62412	45.147 ug/l	100

(#)out of range (m)manual integration reviewed by analyst (+)signals summed

Quantitation Report (QT Reviewed)

Data Path : H:\V2019\CHEM14\11NOV\112619\
Data File : 1126_32.D
Acq On : 26 Nov 2019 6:35 pm
Operator :
Client ID : CCAL 50
Lab ID : VOA-50 PPB STD. VOA32L II 11/26 AS
ALS Vial : 1 Sample Multiplier: 1

Quant Time: Nov 27 10:07:57 2019
Quant Method : H:\V2019\CHEM14\Methods\VT112419.M
Quant Title : VOA Standards for 5 point calibration
QLast Update : Mon Nov 25 14:45:47 2019
Response via : Initial Calibration

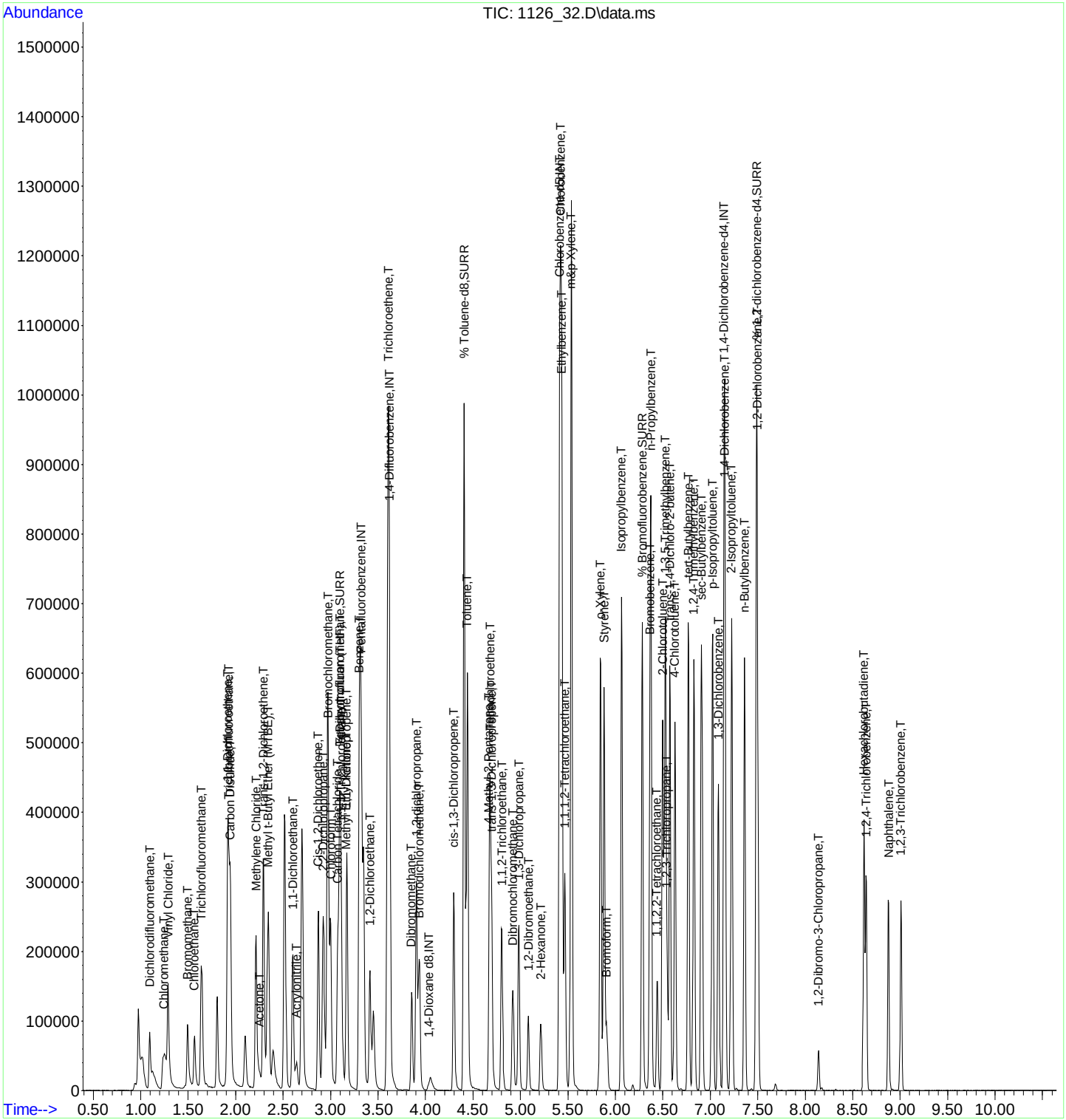

CLIENT ID

VOLATILE ORGANICS ANALYSIS DATA SHEET

CE67557 LCS

Client: NETC Lab: Phoenix Env. Labs

SDG No.: GCE67556 Lab Sample ID: CE67557 LCS

Sample wt/vol: 5 (g/mL) g Lab File ID: 1126_02.D

Level: (low/med/meth): Low Date Received: 11/25/19

% Moisture: n.a. Date Analyzed: 11/26/19

Instrument: CHEM14 Column: RTX-VMS Dilution Factor: 1

Purge Volume 5000 (uL) pH: n.a. Soil Aliquot Vol: 5000 (uL)

Matrix: (soil/water) Soil CONCENTRATION UNITS: (ug/L or ug/Kg) ug/Kg

CAS NO.	COMPOUND	CONC.	Q	MDL/LOD	RL/PQL	R
75-71-8	Dichlorodifluoromethane	54		0.50	0.50	r
74-87-3	Chloromethane	52		1.0	1.0	r
75-01-4	Vinyl Chloride	55		0.50	0.50	r
74-83-9	Bromomethane	58		2.0	2.0	r
75-00-3	Chloroethane	63		0.50	0.50	r
75-69-4	Trichlorofluoromethane	58		1.0	1.0	r
75-35-4	1,1-Dichloroethene	60		0.50	0.50	r
76-13-1	Trichlorotrifluoroethane	52		0.50	0.50	r
75-15-0	Carbon Disulfide	61		1.0	1.0	r
75-09-2	Methylene Chloride	57		5.0	5.0	r
67-64-1	Acetone	51		5.0	5.0	r
156-60-5	Trans-1,2-Dichloroethene	53		0.50	0.50	r
1634-04-4	Methyl t-Butyl Ether (MTBE)	47		1.0	1.0	r
75-34-3	1,1-Dichloroethane	47		1.0	1.0	r
107-13-1	Acrylonitrile	44		1.0	1.0	r
156-59-2	Cis-1,2-Dichloroethene	46		0.50	0.50	r
594-20-7	2,2-Dichloropropane	52		0.50	0.50	r
74-97-5	Bromochloromethane	49		0.50	0.50	r
67-66-3	Chloroform	49		0.50	0.50	r
56-23-5	Carbon Tetrachloride	51		1.0	1.0	r
109-99-9	Tetrahydrofuran (THF)	110		2.5	2.5	r
71-55-6	1,1,1-Trichloroethane	49		0.50	0.50	r
78-93-3	Methyl Ethyl Ketone	47		5.0	5.0	r
563-58-6	1,1-Dichloropropene	48		0.50	0.50	r
71-43-2	Benzene	48		0.50	0.50	r
107-06-2	1,2-Dichloroethane	52		0.50	0.50	r
79-01-6	Trichloroethene	48		0.50	0.50	r
74-95-3	Dibromomethane	51		1.0	1.0	r
78-87-5	1,2-dichloropropane	48		1.0	1.0	r
75-27-4	Bromodichloromethane	54		1.0	1.0	r
10061-01-5	cis-1,3-Dichloropropene	50		0.50	0.50	r
108-88-3	Toluene	49		0.50	0.50	r
108-10-1	4-Methyl-2-Pentanone	48		5.0	5.0	r
127-18-4	Tetrachloroethene	49		1.0	1.0	r
10061-02-6	trans-1,3-Dichloropropene	52		0.50	0.50	r
79-00-5	1,1,2-Trichloroethane	48		1.0	1.0	r

FORM I VOA

r=Result Reported U=Not Detected D=Reported Dilution E/J=Estimated Value X=Not Used S=Lab Solvent

CLIENT ID

VOLATILE ORGANICS ANALYSIS DATA SHEET

CE67557 LCS

Client:	NETC	Lab:	Phoenix Env. Labs
SDG No.:	GCE67556	Lab Sample ID:	CE67557 LCS
Sample wt/vol:	5 (g/mL) g	Lab File ID:	1126_02.D
Level: (low/med/meth):	Low	Date Received:	11/25/19
% Moisture:	n.a.	Date Analyzed:	11/26/19
Instrument:	CHEM14 Column: RTX-VMS	Dilution Factor:	1
Purge Volume	5000 (uL) pH: n.a.	Soil Aliquot Vol:	5000 (uL)
Matrix: (soil/water)	Soil	CONCENTRATION UNITS: (ug/L or ug/Kg)	ug/Kg

CAS NO.	COMPOUND	CONC.	Q	MDL/LOD	RL/PQL	R
124-48-1	Dibromochloromethane	52		1.0	1.0	r
142-28-9	1,3-Dichloropropane	47		1.0	1.0	r
106-93-4	1,2-Dibromoethane	47		0.50	0.50	r
591-78-6	2-Hexanone	43		5.0	5.0	r
108-90-7	Chlorobenzene	48		0.50	0.50	r
100-41-4	Ethylbenzene	47		0.50	0.50	r
630-20-6	1,1,1,2-Tetrachloroethane	50		1.0	1.0	r
179601-23-1	m&p-Xylene	93		1.0	1.0	r
95-47-6	o-Xylene	47		1.0	1.0	r
100-42-5	Styrene	48		0.50	0.50	r
75-25-2	Bromoform	51		1.0	1.0	r
98-82-8	Isopropylbenzene	44		0.50	0.50	r
108-86-1	Bromobenzene	48		0.50	0.50	r
103-65-1	n-Propylbenzene	45		1.0	1.0	r
79-34-5	1,1,2,2-Tetrachloroethane	48		1.0	1.0	r
95-49-8	2-Chlorotoluene	46		1.0	1.0	r
108-67-8	1,3,5-Trimethylbenzene	45		0.50	0.50	r
96-18-4	1,2,3-Trichloropropane	47		0.50	0.50	r
110-57-6	trans-1,4-Dichloro-2-butene	250		2.5	2.5	r
106-43-4	4-Chlorotoluene	45		0.50	0.50	r
98-06-6	tert-Butylbenzene	43		0.50	0.50	r
95-63-6	1,2,4-Trimethylbenzene	44		0.50	0.50	r
135-98-8	sec-Butylbenzene	45		0.50	0.50	r
99-87-6	p-Isopropyltoluene	44		0.50	0.50	r
541-73-1	1,3-Dichlorobenzene	47		0.50	0.50	r
106-46-7	1,4-Dichlorobenzene	47		0.50	0.50	r
527-84-4	2-Isopropyltoluene	43		0.50	0.50	r
104-51-8	n-Butylbenzene	45		0.50	0.50	r
95-50-1	1,2-Dichlorobenzene	48		0.50	0.50	r
96-12-8	1,2-Dibromo-3-Chloropropane	47		1.0	1.0	r
87-68-3	Hexachlorobutadiene	41		0.50	0.50	r
120-82-1	1,2,4-Trichlorobenzene	47		1.0	1.0	r
91-20-3	Naphthalene	47		1.0	1.0	r
87-61-6	1,2,3-Trichlorobenzene	47		1.0	1.0	r

FORM I VOA

r=Result Reported U=Not Detected D=Reported Dilution E/J=Estimated Value X=Not Used S=Lab Solvent

Quantitation Report (Not Reviewed)

Data Path : H:\V2019\CHEM14\11NOV\112619\
Data File : 1126_02.D
Acq On : 26 Nov 2019 7:43 am
Operator :
Client ID : CE67557 LCS
Lab ID : CE67557 LCS
ALS Vial : 1 Sample Multiplier: 1

Quant Time: Nov 26 07:55:35 2019
Quant Method : H:\V2019\CHEM14\METHODS\VT112419.M
Quant Title : VOA Standards for 5 point calibration
QLast Update : Sun Nov 24 21:56:34 2019
Response via : Initial Calibration

Compound	R.T.	QIon	Response	Conc	Units	Dev(Min)
Internal Standards						
1) Pentafluorobenzene	3.323	168	244457	50.000	ug/l	0.00
33) 1,4-Difluorobenzene	3.622	114	365520	50.000	ug/l	0.00
50) Chlorobenzene-d5	5.415	117	363370	50.000	ug/l	0.00
63) 1,4-Dichlorobenzene-d4	7.145	152	177114	50.000	ug/l	0.00
88) 1,4-Dioxane d8	4.036	96	8326	500.000	ug/l	0.00
System Monitoring Compounds						
31) % Dibromofluoromethane	3.097	192	21944	49.166	ug/l	0.00
Spiked Amount 50.000	Range 70 - 130		Recovery = 98.34%			
45) % Toluene-d8	4.408	98	456715	50.746	ug/l	0.00
Spiked Amount 50.000	Range 70 - 130		Recovery = 101.50%			
62) % Bromofluorobenzene	6.285	95	171054	50.392	ug/l	0.00
Spiked Amount 50.000	Range 70 - 130		Recovery = 100.78%			
64) % 1,2-dichlorobenzene-d4	7.491	152	156467	50.301	ug/l	0.00
Spiked Amount 50.000	Range 70 - 130		Recovery = 100.60%			
Target Compounds						Qvalue
2) Dichlorodifluoromethane	1.095	85	89741	53.586	ug/l	100
3) Chloromethane	1.252	50	140913	52.050	ug/l	97
4) Vinyl Chloride	1.289	62	121973	54.748	ug/l	98
5) Bromomethane	1.493	94	59955	58.182	ug/l	98
6) Chloroethane	1.567	64	61792	63.265	ug/l	99
7) Trichlorofluoromethane	1.640	101	127479	58.363	ug/l	99
9) 1,1-Dichloroethene	1.918	96	73893	60.136	ug/l	95
10) Trichlorotrifluoroethane	1.928	151	58348	52.366	ug/l	99
11) Carbon Disulfide	1.944	76	227355	60.816	ug/l	100
13) Methylene Chloride	2.217	84	74029	57.315	ug/l	96
14) Acetone	2.253	43	20380	50.751	ug/l	94
15) Trans-1,2-Dichloroethene	2.290	96	78415	52.788	ug/l	96
17) Methyl t-Butyl Ether (...	2.342	73	181609	47.149	ug/l	99
19) 1,1-Dichloroethane	2.605	63	146333	46.828	ug/l	100
20) Acrylonitrile	2.641	53	21987	43.662	ug/l	96
23) Cis-1,2-Dichloroethene	2.872	96	78188	45.672	ug/l	91
24) 2,2-Dichloropropane	2.924	77	118609	51.714	ug/l	99
25) Bromochloromethane	2.977	128	34870	49.465	ug/l	88
27) Chloroform	3.003	83	130599	48.954	ug/l	98
28) Carbon Tetrachloride	3.077	117	97912	50.756	ug/l	99
29) Tetrahydrofuran (THF)	3.097	42	50614	110.246	ug/l	94
30) 1,1,1-Trichloroethane	3.113	97	114718	49.155	ug/l	98
32) Methyl Ethyl Ketone	3.166	43	32054	46.501	ug/l	88
34) 1,1-Dichloropropene	3.171	75	106437	47.878	ug/l	99
35) Benzene	3.302	78	306610	47.899	ug/l	100
37) 1,2-Dichloroethane	3.417	62	96626	51.823	ug/l	98
39) Trichloroethene	3.611	130	81003	48.325	ug/l	98
40) Dibromomethane	3.852	93	39779	50.519	ug/l	95
41) 1,2-dichloropropane	3.905	63	81434	48.169	ug/l	100
42) Bromodichloromethane	3.936	83	90019	54.153	ug/l	100
43) cis-1,3-Dichloropropene	4.298	75	116495	50.272	ug/l	100
44) Toluene	4.440	92	187918	48.576	ug/l	99
46) 4-Methyl-2-Pentanone	4.670	43	70094	48.234	ug/l	94
47) Tetrachloroethene	4.681	164	68544	49.052	ug/l	98
48) trans-1,3-Dichloropropene	4.697	75	94549	52.163	ug/l	99
49) 1,1,2-Trichloroethane	4.801	97	56058	48.434	ug/l	99
51) Dibromochloromethane	4.922	129	60079	52.467	ug/l	99
52) 1,3-Dichloropropane	4.985	76	103877	47.471	ug/l	100
53) 1,2-Dibromoethane	5.085	107	57728	47.431	ug/l	99

Quantitation Report (Not Reviewed)

Data Path : H:\V2019\CHEM14\11NOV\112619\
Data File : 1126_02.D
Acq On : 26 Nov 2019 7:43 am
Operator :
Client ID : CE67557 LCS
Lab ID : CE67557 LCS
ALS Vial : 1 Sample Multiplier: 1

Quant Time: Nov 26 07:55:35 2019
Quant Method : H:\V2019\CHEM14\METHODS\VT112419.M
Quant Title : VOA Standards for 5 point calibration
QLast Update : Sun Nov 24 21:56:34 2019
Response via : Initial Calibration

	Compound	R.T.	QIon	Response	Conc Units	Dev(Min)
54)	2-Hexanone	5.216	43	49965	43.306 ug/l	97
55)	Chlorobenzene	5.425	112	209272	48.399 ug/l	97
56)	Ethylbenzene	5.436	106	114211	47.244 ug/l	96
57)	1,1,1,2-Tetrachloroethane	5.467	131	65241	50.011 ug/l	98
58)	m&p-Xylene	5.535	106	280214	93.351 ug/l	96
59)	o-Xylene	5.845	106	140697	47.457 ug/l	97
60)	Styrene	5.882	104	220337	47.599 ug/l	98
61)	Bromoform	5.908	173	31782	51.443 ug/l	98
65)	Isopropylbenzene	6.065	120	99021	44.048 ug/l	98
66)	Bromobenzene	6.364	156	88016	47.831 ug/l	96
67)	n-Propylbenzene	6.374	120	98769	45.026 ug/l	98
68)	1,1,2,2-Tetrachloroethane	6.437	83	67889	48.433 ug/l	100
69)	2-Chlorotoluene	6.500	126	84069	46.303 ug/l	96
70)	1,3,5-Trimethylbenzene	6.526	105	275493	44.502 ug/l	100
71)	1,2,3-Trichloropropane	6.547	75	53100	46.827 ug/l	98
72)	trans-1,4-Dichloro-2-b...	6.574	75	119195	250.962 ug/l	96
73)	4-Chlorotoluene	6.626	126	82812	45.193 ug/l	96
74)	tert-Butylbenzene	6.768	119	245895	42.832 ug/l	97
75)	1,2,4-Trimethylbenzene	6.825	105	270900	44.258 ug/l	99
76)	sec-Butylbenzene	6.909	105	354878	44.793 ug/l	99
77)	p-Isopropyltoluene	7.025	119	302457	43.562 ug/l	99
78)	1,3-Dichlorobenzene	7.087	146	155998	46.818 ug/l	100
79)	1,4-Dichlorobenzene	7.156	146	151110	47.201 ug/l	100
80)	2-Isopropyltoluene	7.224	119	286633	43.088 ug/l	99
81)	n-Butylbenzene	7.360	91	265351	44.974 ug/l	99
82)	1,2-Dichlorobenzene	7.496	146	139220	47.547 ug/l	99
83)	1,2-Dibromo-3-Chloropr...	8.141	155	9563	47.213 ug/l	98
84)	Hexachlorobutadiene	8.618	225	51416	41.043 ug/l	100
85)	1,2,4-Trichlorobenzene	8.645	180	79416	47.467 ug/l	99
86)	Naphthalene	8.875	128	161457	46.734 ug/l	99
87)	1,2,3-Trichlorobenzene	9.006	180	65583	46.713 ug/l	100

(#)out of range (m)manual integration reviewed by analyst (+)signals summed

Quantitation Report (Not Reviewed)

Data Path : H:\V2019\CHEM14\11NOV\112619\
Data File : 1126_02.D
Acq On : 26 Nov 2019 7:43 am
Operator :
Client ID : CE67557 LCS
Lab ID : CE67557 LCS
ALS Vial : 1 Sample Multiplier: 1

Quant Time: Nov 26 07:55:35 2019
Quant Method : H:\V2019\CHEM14\METHODS\VT112419.M
Quant Title : VOA Standards for 5 point calibration
QLast Update : Sun Nov 24 21:56:34 2019
Response via : Initial Calibration

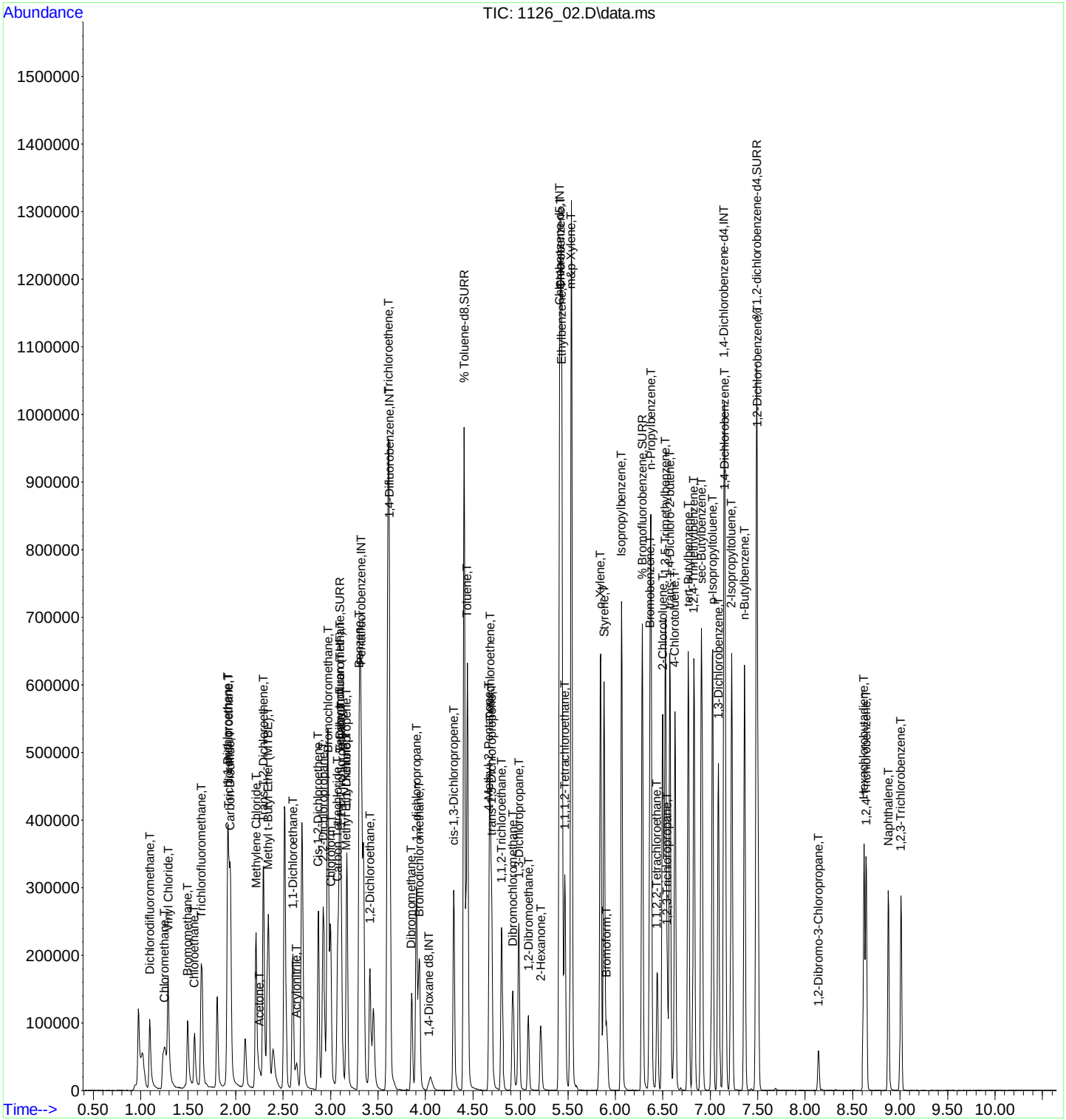

CLIENT ID

VOLATILE ORGANICS ANALYSIS DATA SHEET

CE67557 LCSD

Client: NETC Lab: Phoenix Env. Labs

SDG No.: GCE67556 Lab Sample ID: CE67557 LCSD

Sample wt/vol: 5 (g/mL) g Lab File ID: 1126_03.D

Level: (low/med/meth): Low Date Received: 11/25/19

% Moisture: n.a. Date Analyzed: 11/26/19

Instrument: CHEM14 Column: RTX-VMS Dilution Factor: 1

Purge Volume 5000 (uL) pH: n.a. Soil Aliquot Vol: 5000 (uL)

Matrix: (soil/water) Soil CONCENTRATION UNITS: (ug/L or ug/Kg) ug/Kg

CAS NO.	COMPOUND	CONC.	Q	MDL/LOD	RL/PQL	R
75-71-8	Dichlorodifluoromethane	66		0.50	0.50	r
74-87-3	Chloromethane	54		1.0	1.0	r
75-01-4	Vinyl Chloride	58		0.50	0.50	r
74-83-9	Bromomethane	61		2.0	2.0	r
75-00-3	Chloroethane	65		0.50	0.50	r
75-69-4	Trichlorofluoromethane	63		1.0	1.0	r
75-35-4	1,1-Dichloroethene	62		0.50	0.50	r
76-13-1	Trichlorotrifluoroethane	61		0.50	0.50	r
75-15-0	Carbon Disulfide	63		1.0	1.0	r
75-09-2	Methylene Chloride	60		5.0	5.0	r
67-64-1	Acetone	58		5.0	5.0	r
156-60-5	Trans-1,2-Dichloroethene	54		0.50	0.50	r
1634-04-4	Methyl t-Butyl Ether (MTBE)	48		1.0	1.0	r
75-34-3	1,1-Dichloroethane	49		1.0	1.0	r
107-13-1	Acrylonitrile	46		1.0	1.0	r
156-59-2	Cis-1,2-Dichloroethene	49		0.50	0.50	r
594-20-7	2,2-Dichloropropane	54		0.50	0.50	r
74-97-5	Bromochloromethane	50		0.50	0.50	r
67-66-3	Chloroform	51		0.50	0.50	r
56-23-5	Carbon Tetrachloride	54		1.0	1.0	r
109-99-9	Tetrahydrofuran (THF)	110		2.5	2.5	r
71-55-6	1,1,1-Trichloroethane	52		0.50	0.50	r
78-93-3	Methyl Ethyl Ketone	48		5.0	5.0	r
563-58-6	1,1-Dichloropropene	50		0.50	0.50	r
71-43-2	Benzene	50		0.50	0.50	r
107-06-2	1,2-Dichloroethane	54		0.50	0.50	r
79-01-6	Trichloroethene	51		0.50	0.50	r
74-95-3	Dibromomethane	52		1.0	1.0	r
78-87-5	1,2-dichloropropane	50		1.0	1.0	r
75-27-4	Bromodichloromethane	56		1.0	1.0	r
10061-01-5	cis-1,3-Dichloropropene	52		0.50	0.50	r
108-88-3	Toluene	50		0.50	0.50	r
108-10-1	4-Methyl-2-Pentanone	50		5.0	5.0	r
127-18-4	Tetrachloroethene	51		1.0	1.0	r
10061-02-6	trans-1,3-Dichloropropene	54		0.50	0.50	r
79-00-5	1,1,2-Trichloroethane	50		1.0	1.0	r

FORM I VOA

r=Result Reported U=Not Detected D=Reported Dilution E/J=Estimated Value X=Not Used S=Lab Solvent

CLIENT ID

VOLATILE ORGANICS ANALYSIS DATA SHEET

CE67557 LCSD

Client: NETC Lab: Phoenix Env. Labs

SDG No.: GCE67556 Lab Sample ID: CE67557 LCSD

Sample wt/vol: 5 (g/mL) g Lab File ID: 1126_03.D

Level: (low/med/meth): Low Date Received: 11/25/19

% Moisture: n.a. Date Analyzed: 11/26/19

Instrument: CHEM14 Column: RTX-VMS Dilution Factor: 1

Purge Volume 5000 (uL) pH: n.a. Soil Aliquot Vol: 5000 (uL)

Matrix: (soil/water) Soil CONCENTRATION UNITS: (ug/L or ug/Kg) ug/Kg

CAS NO.	COMPOUND	CONC.	Q	MDL/LOD	RL/PQL	R
124-48-1	Dibromochloromethane	53		1.0	1.0	r
142-28-9	1,3-Dichloropropane	49		1.0	1.0	r
106-93-4	1,2-Dibromoethane	49		0.50	0.50	r
591-78-6	2-Hexanone	46		5.0	5.0	r
108-90-7	Chlorobenzene	50		0.50	0.50	r
100-41-4	Ethylbenzene	49		0.50	0.50	r
630-20-6	1,1,1,2-Tetrachloroethane	52		1.0	1.0	r
179601-23-1	m&p-Xylene	95		1.0	1.0	r
95-47-6	o-Xylene	49		1.0	1.0	r
100-42-5	Styrene	48		0.50	0.50	r
75-25-2	Bromoform	54		1.0	1.0	r
98-82-8	Isopropylbenzene	47		0.50	0.50	r
108-86-1	Bromobenzene	50		0.50	0.50	r
103-65-1	n-Propylbenzene	48		1.0	1.0	r
79-34-5	1,1,2,2-Tetrachloroethane	50		1.0	1.0	r
95-49-8	2-Chlorotoluene	48		1.0	1.0	r
108-67-8	1,3,5-Trimethylbenzene	48		0.50	0.50	r
96-18-4	1,2,3-Trichloropropane	50		0.50	0.50	r
110-57-6	trans-1,4-Dichloro-2-butene	260		2.5	2.5	r
106-43-4	4-Chlorotoluene	47		0.50	0.50	r
98-06-6	tert-Butylbenzene	47		0.50	0.50	r
95-63-6	1,2,4-Trimethylbenzene	47		0.50	0.50	r
135-98-8	sec-Butylbenzene	50		0.50	0.50	r
99-87-6	p-Isopropyltoluene	48		0.50	0.50	r
541-73-1	1,3-Dichlorobenzene	48		0.50	0.50	r
106-46-7	1,4-Dichlorobenzene	48		0.50	0.50	r
527-84-4	2-Isopropyltoluene	47		0.50	0.50	r
104-51-8	n-Butylbenzene	50		0.50	0.50	r
95-50-1	1,2-Dichlorobenzene	49		0.50	0.50	r
96-12-8	1,2-Dibromo-3-Chloropropane	50		1.0	1.0	r
87-68-3	Hexachlorobutadiene	49		0.50	0.50	r
120-82-1	1,2,4-Trichlorobenzene	50		1.0	1.0	r
91-20-3	Naphthalene	49		1.0	1.0	r
87-61-6	1,2,3-Trichlorobenzene	49		1.0	1.0	r

FORM I VOA

r=Result Reported U=Not Detected D=Reported Dilution E/J=Estimated Value X=Not Used S=Lab Solvent

Quantitation Report (Not Reviewed)

Data Path : H:\V2019\CHEM14\11NOV\112619\
Data File : 1126_03.D
Acq On : 26 Nov 2019 8:04 am
Operator :
Client ID : CE67557 LCSD
Lab ID : CE67557 LCSD
ALS Vial : 1 Sample Multiplier: 1

Quant Time: Nov 26 08:16:48 2019
Quant Method : H:\V2019\CHEM14\METHODS\VT112419.M
Quant Title : VOA Standards for 5 point calibration
QLast Update : Sun Nov 24 21:56:34 2019
Response via : Initial Calibration

Compound	R.T.	QIon	Response	Conc	Units	Dev(Min)
Internal Standards						
1) Pentafluorobenzene	3.323	168	230828	50.000	ug/l	0.00
33) 1,4-Difluorobenzene	3.622	114	345882	50.000	ug/l	0.00
50) Chlorobenzene-d5	5.415	117	344068	50.000	ug/l	0.00
63) 1,4-Dichlorobenzene-d4	7.145	152	165162	50.000	ug/l	0.00
88) 1,4-Dioxane d8	4.036	96	7840	500.000	ug/l	0.00
System Monitoring Compounds						
31) % Dibromofluoromethane	3.097	192	20746	49.226	ug/l	0.00
Spiked Amount 50.000 Range 70 - 130 Recovery = 98.46%						
45) % Toluene-d8	4.408	98	431572	50.675	ug/l	0.00
Spiked Amount 50.000 Range 70 - 130 Recovery = 101.34%						
62) % Bromofluorobenzene	6.285	95	161018	50.097	ug/l	0.00
Spiked Amount 50.000 Range 70 - 130 Recovery = 100.20%						
64) % 1,2-dichlorobenzene-d4	7.491	152	148584	51.223	ug/l	0.00
Spiked Amount 50.000 Range 70 - 130 Recovery = 102.44%						
Target Compounds						Qvalue
2) Dichlorodifluoromethane	1.095	85	103858	65.677	ug/l	99
3) Chloromethane	1.252	50	138224	54.071	ug/l	99
4) Vinyl Chloride	1.289	62	121112	57.572	ug/l	99
5) Bromomethane	1.493	94	59465	61.114	ug/l	99
6) Chloroethane	1.566	64	60037	65.098	ug/l	98
7) Trichlorofluoromethane	1.640	101	130322	63.188	ug/l	99
9) 1,1-Dichloroethene	1.918	96	71910	61.978	ug/l	95
10) Trichlorotrifluoroethane	1.928	151	64507	61.312	ug/l	98
11) Carbon Disulfide	1.944	76	222370	62.995	ug/l	100
13) Methylene Chloride	2.217	84	73545	60.302	ug/l	95
14) Acetone	2.248	43	21936	57.851	ug/l	87
15) Trans-1,2-Dichloroethene	2.290	96	76227	54.345	ug/l	95
17) Methyl t-Butyl Ether (...	2.342	73	176337	48.483	ug/l	99
19) 1,1-Dichloroethane	2.599	63	144441	48.952	ug/l	99
20) Acrylonitrile	2.641	53	21715	45.668	ug/l	94
23) Cis-1,2-Dichloroethene	2.872	96	79619	49.253	ug/l	95
24) 2,2-Dichloropropane	2.924	77	116494	53.791	ug/l	98
25) Bromochloromethane	2.977	128	33117	49.752	ug/l#	86
27) Chloroform	2.998	83	128800	51.130	ug/l	99
28) Carbon Tetrachloride	3.076	117	98222	53.923	ug/l	100
29) Tetrahydrofuran (THF)	3.097	42	49658	114.550	ug/l	95
30) 1,1,1-Trichloroethane	3.113	97	114461	51.941	ug/l	98
32) Methyl Ethyl Ketone	3.166	43	31556	48.481	ug/l	91
34) 1,1-Dichloropropene	3.171	75	104656	49.750	ug/l	98
35) Benzene	3.302	78	300462	49.603	ug/l	100
37) 1,2-Dichloroethane	3.417	62	94619	53.627	ug/l	98
39) Trichloroethene	3.611	130	80172	50.544	ug/l	99
40) Dibromomethane	3.852	93	38496	51.665	ug/l	97
41) 1,2-dichloropropane	3.905	63	79677	49.805	ug/l	100
42) Bromodichloromethane	3.931	83	87650	55.722	ug/l	99
43) cis-1,3-Dichloropropene	4.298	75	113972	51.975	ug/l	99
44) Toluene	4.440	92	184729	50.463	ug/l	99
46) 4-Methyl-2-Pentanone	4.670	43	68928	50.124	ug/l	94
47) Tetrachloroethene	4.681	164	67486	51.037	ug/l	99
48) trans-1,3-Dichloropropene	4.697	75	92560	53.965	ug/l	98
49) 1,1,2-Trichloroethane	4.801	97	54235	49.520	ug/l	97
51) Dibromochloromethane	4.922	129	57804	53.312	ug/l	99
52) 1,3-Dichloropropane	4.985	76	100799	48.649	ug/l	100
53) 1,2-Dibromoethane	5.084	107	56133	48.707	ug/l	99

Quantitation Report (Not Reviewed)

Data Path : H:\V2019\CHEM14\11NOV\112619\
Data File : 1126_03.D
Acq On : 26 Nov 2019 8:04 am
Operator :
Client ID : CE67557 LCSD
Lab ID : CE67557 LCSD
ALS Vial : 1 Sample Multiplier: 1

Quant Time: Nov 26 08:16:48 2019
Quant Method : H:\V2019\CHEM14\METHODS\VT112419.M
Quant Title : VOA Standards for 5 point calibration
QLast Update : Sun Nov 24 21:56:34 2019
Response via : Initial Calibration

Compound	R.T.	QIon	Response	Conc Units	Dev(Min)
54) 2-Hexanone	5.216	43	49828	45.610 ug/l	95
55) Chlorobenzene	5.425	112	202827	49.540 ug/l	97
56) Ethylbenzene	5.436	106	112722	49.244 ug/l	95
57) 1,1,1,2-Tetrachloroethane	5.467	131	63656	51.534 ug/l	99
58) m&p-Xylene	5.535	106	270853	95.295 ug/l	96
59) o-Xylene	5.845	106	136441	48.603 ug/l	97
60) Styrene	5.881	104	212032	48.375 ug/l	97
61) Bromoform	5.908	173	31380	53.641 ug/l	99
65) Isopropylbenzene	6.065	120	98827	47.143 ug/l	98
66) Bromobenzene	6.364	156	85453	49.798 ug/l	97
67) n-Propylbenzene	6.374	120	98091	47.953 ug/l	97
68) 1,1,2,2-Tetrachloroethane	6.437	83	65913	50.426 ug/l	100
69) 2-Chlorotoluene	6.500	126	81848	48.342 ug/l	95
70) 1,3,5-Trimethylbenzene	6.526	105	274716	47.588 ug/l	100
71) 1,2,3-Trichloropropane	6.542	75	52587	49.731 ug/l	98
72) trans-1,4-Dichloro-2-b...	6.574	75	114704	258.983 ug/l	95
73) 4-Chlorotoluene	6.626	126	80372	47.035 ug/l	98
74) tert-Butylbenzene	6.768	119	253059	47.270 ug/l	98
75) 1,2,4-Trimethylbenzene	6.825	105	266958	46.770 ug/l	98
76) sec-Butylbenzene	6.909	105	367935	49.802 ug/l	99
77) p-Isopropyltoluene	7.024	119	313392	48.404 ug/l	99
78) 1,3-Dichlorobenzene	7.087	146	149196	48.016 ug/l	100
79) 1,4-Dichlorobenzene	7.155	146	144422	48.377 ug/l	100
80) 2-Isopropyltoluene	7.224	119	293350	47.289 ug/l	99
81) n-Butylbenzene	7.360	91	277534	50.443 ug/l	99
82) 1,2-Dichlorobenzene	7.496	146	135131	49.490 ug/l	100
83) 1,2-Dibromo-3-Chloropr...	8.141	155	9375	49.634 ug/l	97
84) Hexachlorobutadiene	8.618	225	57440	49.169 ug/l	100
85) 1,2,4-Trichlorobenzene	8.645	180	77784	49.856 ug/l	99
86) Naphthalene	8.880	128	158591	49.226 ug/l	98
87) 1,2,3-Trichlorobenzene	9.006	180	64769	49.472 ug/l	100

(#)out of range (m)manual integration reviewed by analyst (+)signals summed

Quantitation Report (Not Reviewed)

Data Path : H:\V2019\CHEM14\11NOV\112619\
Data File : 1126_03.D
Acq On : 26 Nov 2019 8:04 am
Operator :
Client ID : CE67557 LCSD
Lab ID : CE67557 LCSD
ALS Vial : 1 Sample Multiplier: 1

Quant Time: Nov 26 08:16:48 2019
Quant Method : H:\V2019\CHEM14\METHODS\VT112419.M
Quant Title : VOA Standards for 5 point calibration
QLast Update : Sun Nov 24 21:56:34 2019
Response via : Initial Calibration

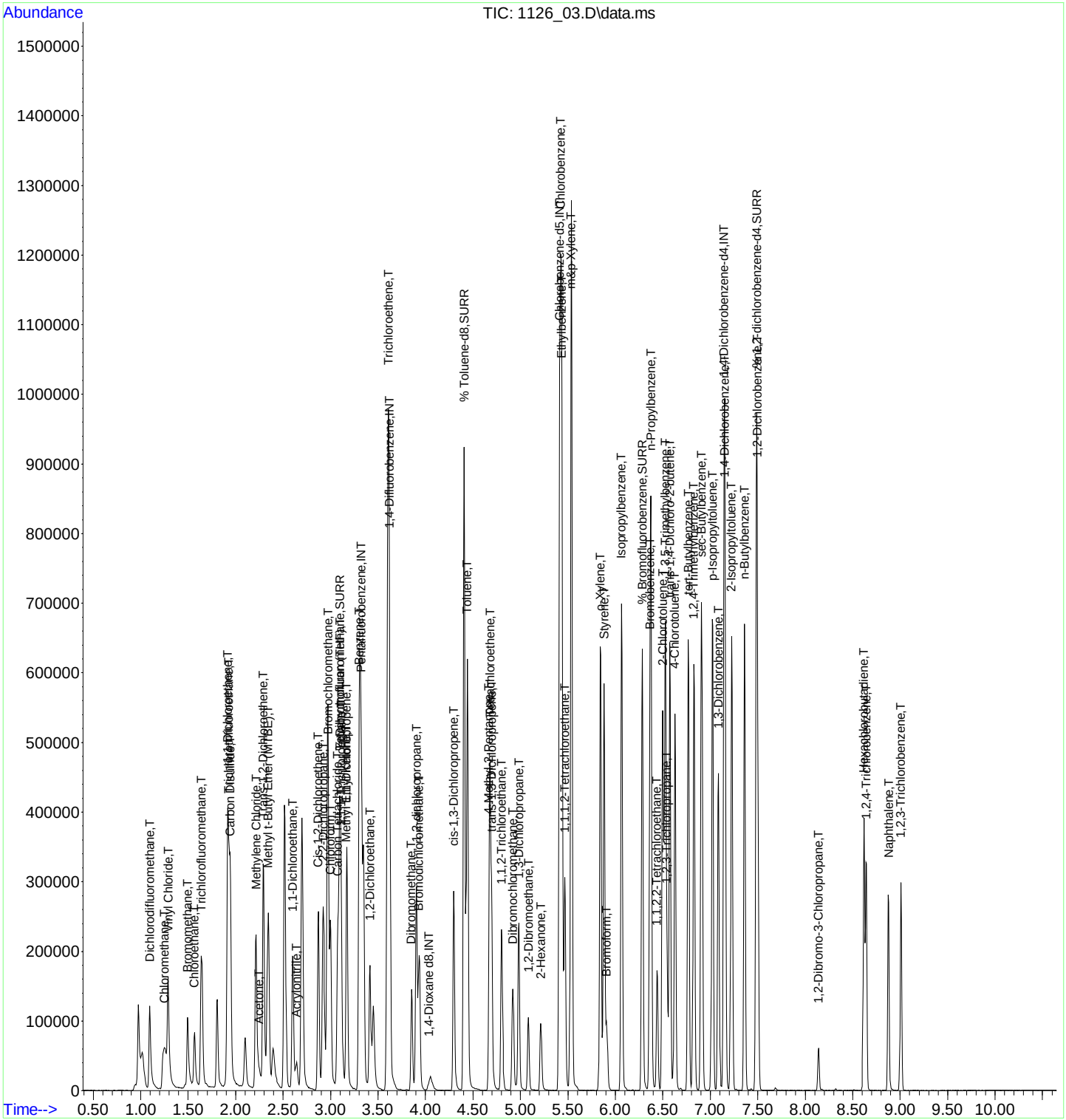

VOLATILE ORGANICS ANALYSIS DATA SHEET

CLIENT ID

GRAB-2 MS

Client: NETC Lab: Phoenix Env. Labs

SDG No.: GCE67556 Lab Sample ID: CE67557 MS

Sample wt/vol: 5 (g/mL) g Lab File ID: 1126_30.D

Level: (low/med/meth): Low Date Received: 11/25/19

% Moisture: 5 Date Analyzed: 11/26/19

Instrument: CHEM14 Column: RTX-VMS Dilution Factor: 1

Purge Volume 5000 (uL) pH: n.a. Soil Aliquot Vol: 5000 (uL)

Matrix: (soil/water) Soil CONCENTRATION UNITS: (ug/L or ug/Kg) ug/Kg

CAS NO.	COMPOUND	CONC.	Q	MDL/LOD	RL/PQL	R
75-71-8	Dichlorodifluoromethane	66		0.53	0.53	r
74-87-3	Chloromethane	56		1.1	1.1	r
75-01-4	Vinyl Chloride	58		0.53	0.53	r
74-83-9	Bromomethane	55		2.1	2.1	r
75-00-3	Chloroethane	35		0.53	0.53	r
75-69-4	Trichlorofluoromethane	33		1.1	1.1	r
75-35-4	1,1-Dichloroethene	61		0.53	0.53	r
76-13-1	Trichlorotrifluoroethane	62		0.53	0.53	r
75-15-0	Carbon Disulfide	57		1.1	1.1	r
75-09-2	Methylene Chloride	59		5.3	5.3	r
67-64-1	Acetone	110		5.3	5.3	r
156-60-5	Trans-1,2-Dichloroethene	55		0.53	0.53	r
1634-04-4	Methyl t-Butyl Ether (MTBE)	53		1.1	1.1	r
75-34-3	1,1-Dichloroethane	52		1.1	1.1	r
107-13-1	Acrylonitrile	56		1.1	1.1	r
156-59-2	Cis-1,2-Dichloroethene	51		0.53	0.53	r
594-20-7	2,2-Dichloropropane	57		0.53	0.53	r
74-97-5	Bromochloromethane	53		0.53	0.53	r
67-66-3	Chloroform	54		0.53	0.53	r
56-23-5	Carbon Tetrachloride	55		1.1	1.1	r
109-99-9	Tetrahydrofuran (THF)	140		2.6	2.6	r
71-55-6	1,1,1-Trichloroethane	55		0.53	0.53	r
78-93-3	Methyl Ethyl Ketone	59		5.3	5.3	r
563-58-6	1,1-Dichloropropene	51		0.53	0.53	r
71-43-2	Benzene	51		0.53	0.53	r
107-06-2	1,2-Dichloroethane	55		0.53	0.53	r
79-01-6	Trichloroethene	50		0.53	0.53	r
74-95-3	Dibromomethane	53		1.1	1.1	r
78-87-5	1,2-dichloropropane	51		1.1	1.1	r
75-27-4	Bromodichloromethane	55		1.1	1.1	r
10061-01-5	cis-1,3-Dichloropropene	49		0.53	0.53	r
108-88-3	Toluene	50		0.53	0.53	r
108-10-1	4-Methyl-2-Pentanone	58		5.3	5.3	r
127-18-4	Tetrachloroethene	51		1.1	1.1	r
10061-02-6	trans-1,3-Dichloropropene	49		0.53	0.53	r
79-00-5	1,1,2-Trichloroethane	52		1.1	1.1	r

FORM I VOA

r=Result Reported U=Not Detected D=Reported Dilution E/J=Estimated Value X=Not Used S=Lab Solvent

1

VOLATILE ORGANICS ANALYSIS DATA SHEET

CLIENT ID

GRAB-2 MS

Client: NETC Lab: Phoenix Env. Labs

SDG No.: GCE67556 Lab Sample ID: CE67557 MS

Sample wt/vol: 5 (g/mL) g Lab File ID: 1126_30.D

Level: (low/med/meth): Low Date Received: 11/25/19

% Moisture: 5 Date Analyzed: 11/26/19

Instrument: CHEM14 Column: RTX-VMS Dilution Factor: 1

Purge Volume 5000 (uL) pH: n.a. Soil Aliquot Vol: 5000 (uL)

Matrix: (soil/water) Soil CONCENTRATION UNITS: (ug/L or ug/Kg) ug/Kg

CAS NO.	COMPOUND	CONC.	Q	MDL/LOD	RL/PQL	R
124-48-1	Dibromochloromethane	52		1.1	1.1	r
142-28-9	1,3-Dichloropropane	49		1.1	1.1	r
106-93-4	1,2-Dibromoethane	49		0.53	0.53	r
591-78-6	2-Hexanone	48		5.3	5.3	r
108-90-7	Chlorobenzene	47		0.53	0.53	r
100-41-4	Ethylbenzene	49		0.53	0.53	r
630-20-6	1,1,1,2-Tetrachloroethane	52		1.1	1.1	r
179601-23-1	m&p-Xylene	94		1.1	1.1	r
95-47-6	o-Xylene	48		1.1	1.1	r
100-42-5	Styrene	44		0.53	0.53	r
75-25-2	Bromoform	51		1.1	1.1	r
98-82-8	Isopropylbenzene	49		0.53	0.53	r
108-86-1	Bromobenzene	45		0.53	0.53	r
103-65-1	n-Propylbenzene	48		1.1	1.1	r
79-34-5	1,1,2,2-Tetrachloroethane	56		1.1	1.1	r
95-49-8	2-Chlorotoluene	47		1.1	1.1	r
108-67-8	1,3,5-Trimethylbenzene	48		0.53	0.53	r
96-18-4	1,2,3-Trichloropropane	54		0.53	0.53	r
110-57-6	trans-1,4-Dichloro-2-butene	240		2.6	2.6	r
106-43-4	4-Chlorotoluene	43		0.53	0.53	r
98-06-6	tert-Butylbenzene	50		0.53	0.53	r
95-63-6	1,2,4-Trimethylbenzene	46		0.53	0.53	r
135-98-8	sec-Butylbenzene	52		0.53	0.53	r
99-87-6	p-Isopropyltoluene	49		0.53	0.53	r
541-73-1	1,3-Dichlorobenzene	42		0.53	0.53	r
106-46-7	1,4-Dichlorobenzene	41		0.53	0.53	r
527-84-4	2-Isopropyltoluene	49		0.53	0.53	r
104-51-8	n-Butylbenzene	50		0.53	0.53	r
95-50-1	1,2-Dichlorobenzene	44		0.53	0.53	r
96-12-8	1,2-Dibromo-3-Chloropropane	53		1.1	1.1	r
87-68-3	Hexachlorobutadiene	49		0.53	0.53	r
120-82-1	1,2,4-Trichlorobenzene	40		1.1	1.1	r
91-20-3	Naphthalene	43		1.1	1.1	r
87-61-6	1,2,3-Trichlorobenzene	41		1.1	1.1	r

FORM I VOA

r=Result Reported U=Not Detected D=Reported Dilution E/J=Estimated Value X=Not Used S=Lab Solvent

Quantitation Report (QT Reviewed)

Data Path : H:\V2019\CHEM14\11NOV\112619\
Data File : 1126_30.D
Acq On : 26 Nov 2019 5:53 pm
Operator :
Client ID : GRAB-2 MS
Lab ID : CE67557 MS
ALS Vial : 1 Sample Multiplier: 1

Quant Time: Nov 27 10:07:52 2019
Quant Method : H:\V2019\CHEM14\Methods\VT112419.M
Quant Title : VOA Standards for 5 point calibration
QLast Update : Mon Nov 25 14:45:47 2019
Response via : Initial Calibration

Compound	R.T.	QIon	Response	Conc	Units	Dev(Min)
Internal Standards						
1) Pentafluorobenzene	3.323	168	231545	50.000	ug/l	0.00
33) 1,4-Difluorobenzene	3.622	114	351779	50.000	ug/l	0.00
50) Chlorobenzene-d5	5.415	117	349546	50.000	ug/l	0.00
63) 1,4-Dichlorobenzene-d4	7.145	152	165665	50.000	ug/l	0.00
88) 1,4-Dioxane d8	4.041	96	6932	500.000	ug/l	0.00
System Monitoring Compounds						
31) % Dibromofluoromethane	3.097	192	20924	49.495	ug/l	0.00
Spiked Amount 50.000	Range 70 - 130		Recovery = 98.98%			
45) % Toluene-d8	4.408	98	439324	50.720	ug/l	0.00
Spiked Amount 50.000	Range 70 - 130		Recovery = 101.44%			
62) % Bromofluorobenzene	6.285	95	163392	50.039	ug/l	0.00
Spiked Amount 50.000	Range 70 - 130		Recovery = 100.08%			
64) % 1,2-dichlorobenzene-d4	7.491	152	150297	51.657	ug/l	0.00
Spiked Amount 50.000	Range 70 - 130		Recovery = 103.32%			
Target Compounds						Qvalue
2) Dichlorodifluoromethane	1.100	85	99013	62.419	ug/l	98
3) Chloromethane	1.268	50	137312	53.548	ug/l	98
4) Vinyl Chloride	1.289	62	116703	55.304	ug/l	99
5) Bromomethane	1.493	94	48177	52.685	ug/l	97
6) Chloroethane	1.556	64	30561	33.035	ug/l	95
7) Trichlorofluoromethane	1.629	101	64151	31.008	ug/l	99
9) 1,1-Dichloroethene	1.912	96	67651	58.126	ug/l	96
10) Trichlorotrifluoroethane	1.923	151	62524	59.243	ug/l	99
11) Carbon Disulfide	1.933	76	190565	53.818	ug/l	99
13) Methylene Chloride	2.217	84	69025	56.421	ug/l	99
14) Acetone	2.259	43	37398	108.506	ug/l	99
15) Trans-1,2-Dichloroethene	2.290	96	73419	52.181	ug/l	95
17) Methyl t-Butyl Ether (...	2.348	73	183243	50.226	ug/l	98
19) 1,1-Dichloroethane	2.599	63	145408	49.127	ug/l	99
20) Acrylonitrile	2.647	53	25379	53.209	ug/l	98
23) Cis-1,2-Dichloroethene	2.872	96	77844	48.006	ug/l	96
24) 2,2-Dichloropropane	2.924	77	116814	53.772	ug/l	99
25) Bromochloromethane	2.977	128	33550	50.247	ug/l	90
27) Chloroform	3.003	83	129403	51.211	ug/l	89
28) Carbon Tetrachloride	3.076	117	95263	52.137	ug/l	100
29) Tetrahydrofuran (THF)	3.097	42	58804	135.228	ug/l	91
30) 1,1,1-Trichloroethane	3.113	97	115277	52.149	ug/l	98
32) Methyl Ethyl Ketone	3.171	43	36605	56.064	ug/l	85
34) 1,1-Dichloropropene	3.171	75	103860	48.544	ug/l	98
35) Benzene	3.302	78	297670	48.319	ug/l	99
37) 1,2-Dichloroethane	3.417	62	93297	51.992	ug/l	99
39) Trichloroethene	3.611	130	76455	47.393	ug/l	98
40) Dibromomethane	3.852	93	38106	50.284	ug/l	96
41) 1,2-dichloropropane	3.905	63	79367	48.780	ug/l	99
42) Bromodichloromethane	3.936	83	83453	52.165	ug/l	98
43) cis-1,3-Dichloropropene	4.298	75	103141	46.247	ug/l	98
44) Toluene	4.440	92	176668	47.452	ug/l	99
46) 4-Methyl-2-Pentanone	4.670	43	76540	54.727	ug/l	94
47) Tetrachloroethene	4.681	164	64516	47.973	ug/l	97
48) trans-1,3-Dichloropropene	4.697	75	80485	46.138	ug/l	99
49) 1,1,2-Trichloroethane	4.801	97	55146	49.508	ug/l	99
51) Dibromochloromethane	4.922	129	53898	48.930	ug/l	99
52) 1,3-Dichloropropane	4.985	76	97614	46.373	ug/l	100
53) 1,2-Dibromoethane	5.085	107	54051	46.166	ug/l	98

Quantitation Report (QT Reviewed)

Data Path : H:\V2019\CHEM14\11NOV\112619\
Data File : 1126_30.D
Acq On : 26 Nov 2019 5:53 pm
Operator :
Client ID : GRAB-2 MS
Lab ID : CE67557 MS
ALS Vial : 1 Sample Multiplier: 1

Quant Time: Nov 27 10:07:52 2019
Quant Method : H:\V2019\CHEM14\Methods\VT112419.M
Quant Title : VOA Standards for 5 point calibration
QLast Update : Mon Nov 25 14:45:47 2019
Response via : Initial Calibration

Compound	R.T.	QIon	Response	Conc Units	Dev(Min)
54) 2-Hexanone	5.216	43	51075	46.019 ug/l	92
55) Chlorobenzene	5.425	112	184746	44.417 ug/l	97
56) Ethylbenzene	5.436	106	108045	46.461 ug/l	94
57) 1,1,1,2-Tetrachloroethane	5.467	131	61602	49.089 ug/l	100
58) m&p-Xylene	5.535	106	258226	89.429 ug/l	96
59) o-Xylene	5.840	106	130184	45.647 ug/l	95
60) Styrene	5.881	104	188015	42.223 ug/l	96
61) Bromoform	5.908	173	28580	48.089 ug/l	100
65) Isopropylbenzene	6.065	120	98048	46.629 ug/l	99
66) Bromobenzene	6.364	156	73295	42.584 ug/l	94
67) n-Propylbenzene	6.374	120	93699	45.667 ug/l	96
68) 1,1,2,2-Tetrachloroethane	6.437	83	69146	52.739 ug/l	100
69) 2-Chlorotoluene	6.500	126	75450	44.428 ug/l	94
70) 1,3,5-Trimethylbenzene	6.526	105	265114	45.786 ug/l	99
71) 1,2,3-Trichloropropane	6.547	75	54537	51.418 ug/l	98
72) trans-1,4-Dichloro-2-b...	6.574	75	101795	229.139 ug/l	95
73) 4-Chlorotoluene	6.626	126	69979	40.829 ug/l	97
74) tert-Butylbenzene	6.768	119	254261	47.351 ug/l	97
75) 1,2,4-Trimethylbenzene	6.825	105	248660	43.432 ug/l	99
76) sec-Butylbenzene	6.909	105	368712	49.756 ug/l	99
77) p-Isopropyltoluene	7.024	119	303862	46.789 ug/l	99
78) 1,3-Dichlorobenzene	7.087	146	125489	40.264 ug/l	100
79) 1,4-Dichlorobenzene	7.156	146	117567	39.262 ug/l	99
80) 2-Isopropyltoluene	7.224	119	291257	46.809 ug/l	99
81) n-Butylbenzene	7.360	91	261302	47.349 ug/l	99
82) 1,2-Dichlorobenzene	7.496	146	114605	41.845 ug/l	100
83) 1,2-Dibromo-3-Chloropr...	8.141	155	9551	50.412 ug/l	97
84) Hexachlorobutadiene	8.618	225	54250	46.298 ug/l	99
85) 1,2,4-Trichlorobenzene	8.645	180	59128	37.783 ug/l	99
86) Naphthalene	8.875	128	132603	41.035 ug/l	99
87) 1,2,3-Trichlorobenzene	9.006	180	50833	38.709 ug/l	100

(#)out of range (m)manual integration reviewed by analyst (+)signals summed

Quantitation Report (QT Reviewed)

Data Path : H:\V2019\CHEM14\11NOV\112619\
Data File : 1126_30.D
Acq On : 26 Nov 2019 5:53 pm
Operator :
Client ID : GRAB-2 MS
Lab ID : CE67557 MS
ALS Vial : 1 Sample Multiplier: 1

Quant Time: Nov 27 10:07:52 2019
Quant Method : H:\V2019\CHEM14\Methods\VT112419.M
Quant Title : VOA Standards for 5 point calibration
QLast Update : Mon Nov 25 14:45:47 2019
Response via : Initial Calibration

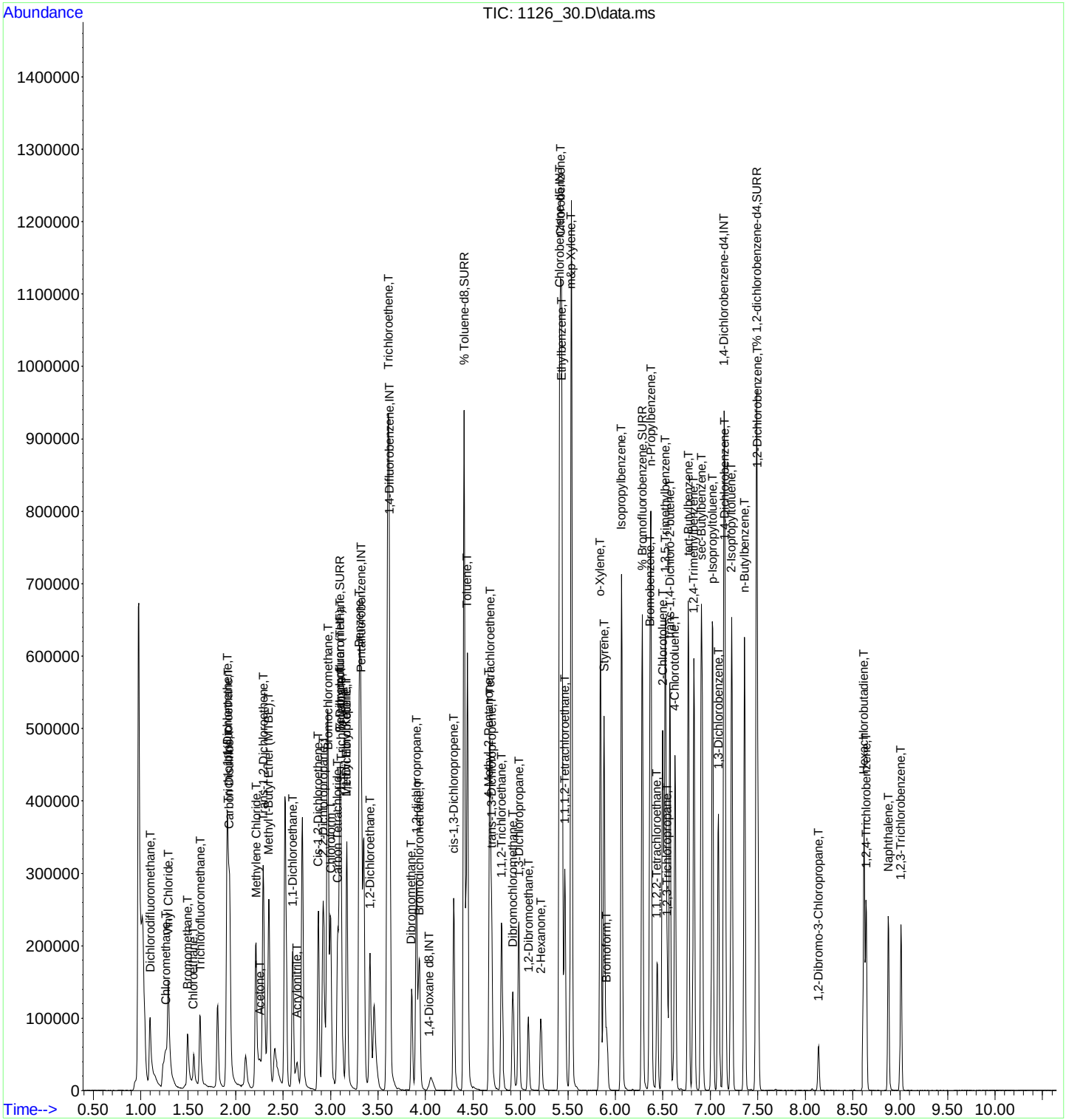

VOLATILE ORGANICS ANALYSIS DATA SHEET

CLIENT ID

GRAB-2 MSD

Client: NETC Lab: Phoenix Env. Labs

SDG No.: GCE67556 Lab Sample ID: CE67557 MSD

Sample wt/vol: 5 (g/mL) g Lab File ID: 1126_31.D

Level: (low/med/meth): Low Date Received: 11/25/19

% Moisture: 5 Date Analyzed: 11/26/19

Instrument: CHEM14 Column: RTX-VMS Dilution Factor: 1

Purge Volume 5000 (uL) pH: n.a. Soil Aliquot Vol: 5000 (uL)

Matrix: (soil/water) Soil CONCENTRATION UNITS: (ug/L or ug/Kg) ug/Kg

CAS NO.	COMPOUND	CONC.	Q	MDL/LOD	RL/PQL	R
75-71-8	Dichlorodifluoromethane	69		0.53	0.53	r
74-87-3	Chloromethane	57		1.1	1.1	r
75-01-4	Vinyl Chloride	61		0.53	0.53	r
74-83-9	Bromomethane	70		2.1	2.1	r
75-00-3	Chloroethane	69		0.53	0.53	r
75-69-4	Trichlorofluoromethane	67		1.1	1.1	r
75-35-4	1,1-Dichloroethene	65		0.53	0.53	r
76-13-1	Trichlorotrifluoroethane	67		0.53	0.53	r
75-15-0	Carbon Disulfide	62		1.1	1.1	r
75-09-2	Methylene Chloride	61		5.3	5.3	r
67-64-1	Acetone	54		5.3	5.3	r
156-60-5	Trans-1,2-Dichloroethene	59		0.53	0.53	r
1634-04-4	Methyl t-Butyl Ether (MTBE)	52		1.1	1.1	r
75-34-3	1,1-Dichloroethane	53		1.1	1.1	r
107-13-1	Acrylonitrile	44		1.1	1.1	r
156-59-2	Cis-1,2-Dichloroethene	49		0.53	0.53	r
594-20-7	2,2-Dichloropropane	55		0.53	0.53	r
74-97-5	Bromochloromethane	52		0.53	0.53	r
67-66-3	Chloroform	54		0.53	0.53	r
56-23-5	Carbon Tetrachloride	57		1.1	1.1	r
109-99-9	Tetrahydrofuran (THF)	120		2.6	2.6	r
71-55-6	1,1,1-Trichloroethane	56		0.53	0.53	r
78-93-3	Methyl Ethyl Ketone	45		5.3	5.3	r
563-58-6	1,1-Dichloropropene	51		0.53	0.53	r
71-43-2	Benzene	52		0.53	0.53	r
107-06-2	1,2-Dichloroethane	54		0.53	0.53	r
79-01-6	Trichloroethene	52		0.53	0.53	r
74-95-3	Dibromomethane	52		1.1	1.1	r
78-87-5	1,2-dichloropropane	52		1.1	1.1	r
75-27-4	Bromodichloromethane	56		1.1	1.1	r
10061-01-5	cis-1,3-Dichloropropene	48		0.53	0.53	r
108-88-3	Toluene	50		0.53	0.53	r
108-10-1	4-Methyl-2-Pentanone	50		5.3	5.3	r
127-18-4	Tetrachloroethene	52		1.1	1.1	r
10061-02-6	trans-1,3-Dichloropropene	47		0.53	0.53	r
79-00-5	1,1,2-Trichloroethane	50		1.1	1.1	r

FORM I VOA

r=Result Reported U=Not Detected D=Reported Dilution E/J=Estimated Value X=Not Used S=Lab Solvent

CLIENT ID

VOLATILE ORGANICS ANALYSIS DATA SHEET

GRAB-2 MSD

Client: NETC Lab: Phoenix Env. Labs

SDG No.: GCE67556 Lab Sample ID: CE67557 MSD

Sample wt/vol: 5 (g/mL) g Lab File ID: 1126_31.D

Level: (low/med/meth): Low Date Received: 11/25/19

% Moisture: 5 Date Analyzed: 11/26/19

Instrument: CHEM14 Column: RTX-VMS Dilution Factor: 1

Purge Volume 5000 (uL) pH: n.a. Soil Aliquot Vol: 5000 (uL)

Matrix: (soil/water) Soil CONCENTRATION UNITS: (ug/L or ug/Kg) ug/Kg

CAS NO.	COMPOUND	CONC.	Q	MDL/LOD	RL/PQL	R
124-48-1	Dibromochloromethane	52		1.1	1.1	r
142-28-9	1,3-Dichloropropane	47		1.1	1.1	r
106-93-4	1,2-Dibromoethane	45		0.53	0.53	r
591-78-6	2-Hexanone	40		5.3	5.3	r
108-90-7	Chlorobenzene	47		0.53	0.53	r
100-41-4	Ethylbenzene	50		0.53	0.53	r
630-20-6	1,1,1,2-Tetrachloroethane	53		1.1	1.1	r
179601-23-1	m&p-Xylene	95		1.1	1.1	r
95-47-6	o-Xylene	49		1.1	1.1	r
100-42-5	Styrene	45		0.53	0.53	r
75-25-2	Bromoform	50		1.1	1.1	r
98-82-8	Isopropylbenzene	50		0.53	0.53	r
108-86-1	Bromobenzene	45		0.53	0.53	r
103-65-1	n-Propylbenzene	48		1.1	1.1	r
79-34-5	1,1,2,2-Tetrachloroethane	49		1.1	1.1	r
95-49-8	2-Chlorotoluene	47		1.1	1.1	r
108-67-8	1,3,5-Trimethylbenzene	49		0.53	0.53	r
96-18-4	1,2,3-Trichloropropane	48		0.53	0.53	r
110-57-6	trans-1,4-Dichloro-2-butene	210		2.6	2.6	r
106-43-4	4-Chlorotoluene	43		0.53	0.53	r
98-06-6	tert-Butylbenzene	51		0.53	0.53	r
95-63-6	1,2,4-Trimethylbenzene	46		0.53	0.53	r
135-98-8	sec-Butylbenzene	53		0.53	0.53	r
99-87-6	p-Isopropyltoluene	49		0.53	0.53	r
541-73-1	1,3-Dichlorobenzene	42		0.53	0.53	r
106-46-7	1,4-Dichlorobenzene	42		0.53	0.53	r
527-84-4	2-Isopropyltoluene	50		0.53	0.53	r
104-51-8	n-Butylbenzene	50		0.53	0.53	r
95-50-1	1,2-Dichlorobenzene	43		0.53	0.53	r
96-12-8	1,2-Dibromo-3-Chloropropane	42		1.1	1.1	r
87-68-3	Hexachlorobutadiene	51		0.53	0.53	r
120-82-1	1,2,4-Trichlorobenzene	37		1.1	1.1	r
91-20-3	Naphthalene	36		1.1	1.1	r
87-61-6	1,2,3-Trichlorobenzene	37		1.1	1.1	r

FORM I VOA

r=Result Reported U=Not Detected D=Reported Dilution E/J=Estimated Value X=Not Used S=Lab Solvent

Quantitation Report (QT Reviewed)

Data Path : H:\V2019\CHEM14\11NOV\112619\
Data File : 1126_31.D
Acq On : 26 Nov 2019 6:14 pm
Operator :
Client ID : GRAB-2 MSD
Lab ID : CE67557 MSD
ALS Vial : 1 Sample Multiplier: 1

Quant Time: Nov 27 10:07:55 2019
Quant Method : H:\V2019\CHEM14\Methods\VT112419.M
Quant Title : VOA Standards for 5 point calibration
QLast Update : Mon Nov 25 14:45:47 2019
Response via : Initial Calibration

Compound	R.T.	QIon	Response	Conc	Units	Dev(Min)
Internal Standards						
1) Pentafluorobenzene	3.323	168	236654	50.000	ug/l	0.00
33) 1,4-Difluorobenzene	3.622	114	353870	50.000	ug/l	0.00
50) Chlorobenzene-d5	5.415	117	349452	50.000	ug/l	0.00
63) 1,4-Dichlorobenzene-d4	7.145	152	166947	50.000	ug/l	0.00
88) 1,4-Dioxane d8	4.036	96	6154	500.000	ug/l	0.00
System Monitoring Compounds						
31) % Dibromofluoromethane	3.098	192	21066	48.755	ug/l	0.00
Spiked Amount 50.000	Range 70 - 130		Recovery = 97.52%			
45) % Toluene-d8	4.408	98	443191	50.864	ug/l	0.00
Spiked Amount 50.000	Range 70 - 130		Recovery = 101.72%			
62) % Bromofluorobenzene	6.285	95	163107	49.965	ug/l	0.00
Spiked Amount 50.000	Range 70 - 130		Recovery = 99.92%			
64) % 1,2-dichlorobenzene-d4	7.491	152	146111	49.832	ug/l	0.00
Spiked Amount 50.000	Range 70 - 130		Recovery = 99.66%			
Target Compounds						Qvalue
2) Dichlorodifluoromethane	1.100	85	106433	65.648	ug/l	100
3) Chloromethane	1.252	50	141559	54.012	ug/l	98
4) Vinyl Chloride	1.289	62	124170	57.572	ug/l	99
5) Bromomethane	1.498	94	62287	66.645	ug/l	99
6) Chloroethane	1.567	64	61999	65.570	ug/l	99
7) Trichlorofluoromethane	1.645	101	135165	63.922	ug/l	98
9) 1,1-Dichloroethene	1.918	96	73032	61.395	ug/l	95
10) Trichlorotrifluoroethane	1.928	151	68226	63.251	ug/l	99
11) Carbon Disulfide	1.944	76	214854	59.367	ug/l	99
13) Methylene Chloride	2.217	84	72103	57.664	ug/l	97
14) Acetone	2.253	43	18016	51.143	ug/l	95
15) Trans-1,2-Dichloroethene	2.295	96	80267	55.816	ug/l	97
17) Methyl t-Butyl Ether (...	2.343	73	184661	49.522	ug/l	99
19) 1,1-Dichloroethane	2.605	63	150903	49.882	ug/l	99
20) Acrylonitrile	2.641	53	20522	42.097	ug/l	95
23) Cis-1,2-Dichloroethene	2.872	96	77390	46.696	ug/l	95
24) 2,2-Dichloropropane	2.925	77	116500	52.469	ug/l	100
25) Bromochloromethane	2.977	128	33566	49.185	ug/l#	88
27) Chloroform	3.003	83	132793	51.418	ug/l	98
28) Carbon Tetrachloride	3.077	117	100322	53.720	ug/l	100
29) Tetrahydrofuran (THF)	3.098	42	49660	111.735	ug/l	94
30) 1,1,1-Trichloroethane	3.113	97	120661	53.406	ug/l	98
32) Methyl Ethyl Ketone	3.166	43	28757	43.093	ug/l	94
34) 1,1-Dichloropropene	3.171	75	104817	48.702	ug/l	99
35) Benzene	3.307	78	305174	49.244	ug/l	100
37) 1,2-Dichloroethane	3.417	62	92400	51.187	ug/l	99
39) Trichloroethene	3.611	130	79447	48.957	ug/l	98
40) Dibromomethane	3.853	93	37294	48.922	ug/l	95
41) 1,2-dichloropropane	3.905	63	80771	49.350	ug/l	99
42) Bromodichloromethane	3.936	83	85950	53.408	ug/l	99
43) cis-1,3-Dichloropropene	4.298	75	102236	45.571	ug/l	97
44) Toluene	4.440	92	179534	47.936	ug/l	100
46) 4-Methyl-2-Pentanone	4.670	43	66656	47.378	ug/l	95
47) Tetrachloroethene	4.681	164	67325	49.765	ug/l	99
48) trans-1,3-Dichloropropene	4.697	75	77868	44.374	ug/l	99
49) 1,1,2-Trichloroethane	4.802	97	53464	47.714	ug/l	98
51) Dibromochloromethane	4.922	129	54285	49.295	ug/l	99
52) 1,3-Dichloropropane	4.985	76	94155	44.742	ug/l	100
53) 1,2-Dibromoethane	5.085	107	50171	42.863	ug/l	100

Quantitation Report (QT Reviewed)

Data Path : H:\V2019\CHEM14\11NOV\112619\
Data File : 1126_31.D
Acq On : 26 Nov 2019 6:14 pm
Operator :
Client ID : GRAB-2 MSD
Lab ID : CE67557 MSD
ALS Vial : 1 Sample Multiplier: 1

Quant Time: Nov 27 10:07:55 2019
Quant Method : H:\V2019\CHEM14\Methods\VT112419.M
Quant Title : VOA Standards for 5 point calibration
QLast Update : Mon Nov 25 14:45:47 2019
Response via : Initial Calibration

Compound	R.T.	QIon	Response	Conc Units	Dev(Min)
54) 2-Hexanone	5.216	43	42546	38.345 ug/l	95
55) Chlorobenzene	5.425	112	186508	44.853 ug/l	97
56) Ethylbenzene	5.436	106	109979	47.305 ug/l	92
57) 1,1,1,2-Tetrachloroethane	5.467	131	63757	50.820 ug/l	99
58) m&p-Xylene	5.536	106	260420	90.213 ug/l	95
59) o-Xylene	5.845	106	131953	46.280 ug/l	95
60) Styrene	5.882	104	188727	42.394 ug/l	97
61) Bromoform	5.908	173	27948	47.039 ug/l	98
65) Isopropylbenzene	6.065	120	99906	47.148 ug/l	98
66) Bromobenzene	6.364	156	73680	42.479 ug/l	95
67) n-Propylbenzene	6.374	120	94932	45.913 ug/l	96
68) 1,1,2,2-Tetrachloroethane	6.437	83	62098	46.999 ug/l	100
69) 2-Chlorotoluene	6.500	126	76324	44.597 ug/l	94
70) 1,3,5-Trimethylbenzene	6.527	105	270439	46.346 ug/l	99
71) 1,2,3-Trichloropropane	6.542	75	48680	45.544 ug/l	97
72) trans-1,4-Dichloro-2-b...	6.574	75	87524	195.502 ug/l	94
73) 4-Chlorotoluene	6.626	126	71364	41.317 ug/l	97
74) tert-Butylbenzene	6.768	119	261561	48.336 ug/l	97
75) 1,2,4-Trimethylbenzene	6.825	105	251098	43.521 ug/l	99
76) sec-Butylbenzene	6.909	105	374458	50.143 ug/l	100
77) p-Isopropyltoluene	7.025	119	307054	46.918 ug/l	99
78) 1,3-Dichlorobenzene	7.088	146	125597	39.989 ug/l	99
79) 1,4-Dichlorobenzene	7.156	146	118973	39.426 ug/l	99
80) 2-Isopropyltoluene	7.224	119	297906	47.510 ug/l	99
81) n-Butylbenzene	7.360	91	263710	47.418 ug/l	98
82) 1,2-Dichlorobenzene	7.496	146	112886	40.901 ug/l	100
83) 1,2-Dibromo-3-Chloropr...	8.141	155	7685	40.252 ug/l	94
84) Hexachlorobutadiene	8.618	225	57642	48.815 ug/l	100
85) 1,2,4-Trichlorobenzene	8.645	180	56036	35.533 ug/l	99
86) Naphthalene	8.881	128	112253	34.471 ug/l	99
87) 1,2,3-Trichlorobenzene	9.006	180	46886	35.430 ug/l	100

(#)out of range (m)manual integration reviewed by analyst (+)signals summed

Quantitation Report (QT Reviewed)

Data Path : H:\V2019\CHEM14\11NOV\112619\
Data File : 1126_31.D
Acq On : 26 Nov 2019 6:14 pm
Operator :
Client ID : GRAB-2 MSD
Lab ID : CE67557 MSD
ALS Vial : 1 Sample Multiplier: 1

Quant Time: Nov 27 10:07:55 2019
Quant Method : H:\V2019\CHEM14\Methods\VT112419.M
Quant Title : VOA Standards for 5 point calibration
QLast Update : Mon Nov 25 14:45:47 2019
Response via : Initial Calibration

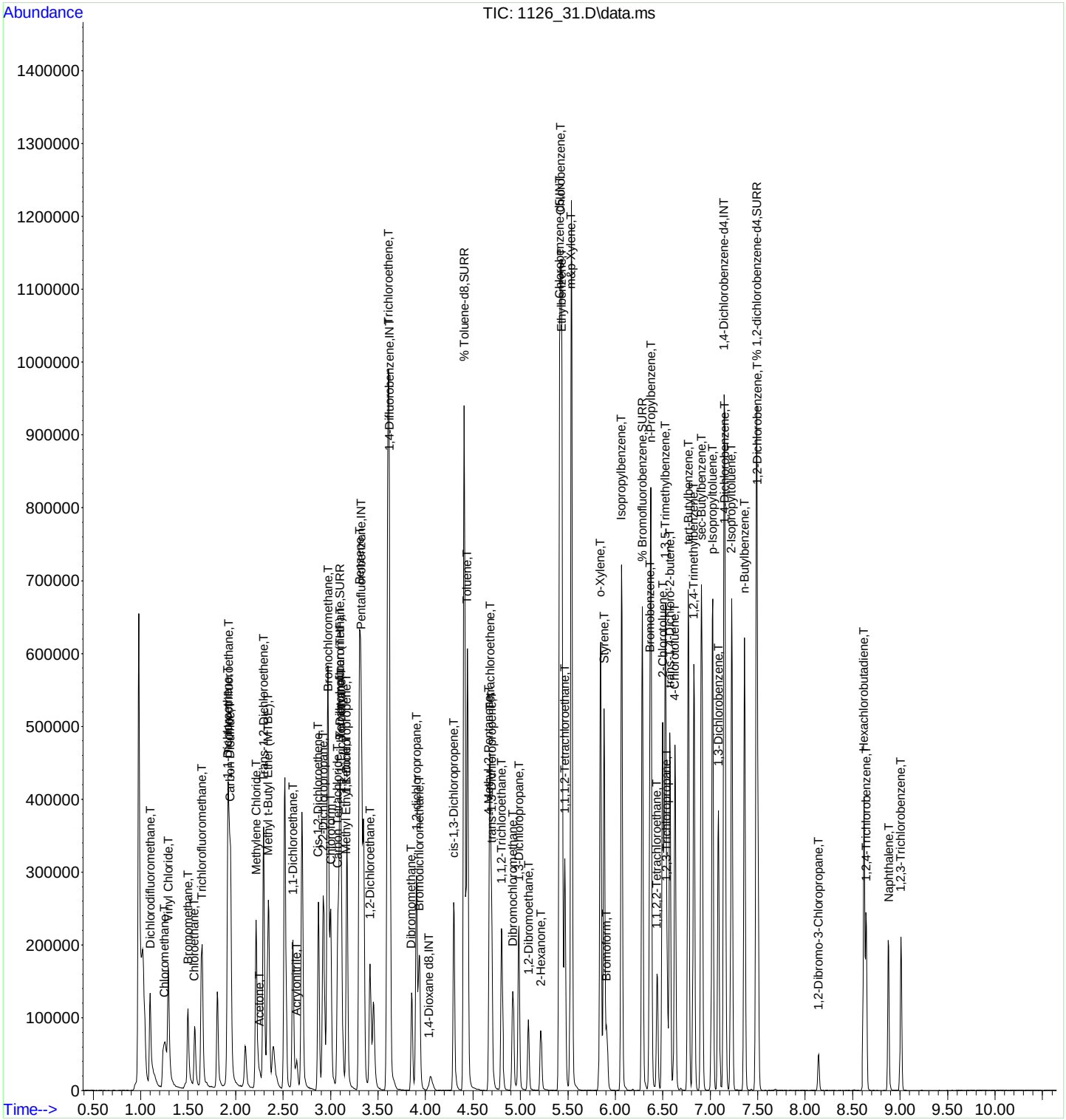

CLIENT ID

VOLATILE ORGANICS ANALYSIS DATA SHEET

CE67557 BLANK

Client:	NETC	Lab: Phoenix Env. Labs	
SDG No.:	GCE67556	Lab Sample ID:	CE67557 BL
Sample wt/vol:	5 (g/mL) g	Lab File ID:	1126_09.D
Level: (low/med/meth):	Low	Date Received:	11/25/19
% Moisture:	n.a.	Date Analyzed:	11/26/19
Instrument:	CHEM14 Column: RTX-VMS	Dilution Factor:	1
Purge Volume	5000 (uL) pH: n.a.	Soil Aliquot Vol:	5000 (uL)
Matrix: (soil/water)	Soil	CONCENTRATION UNITS: (ug/L or ug/Kg)	ug/Kg

CAS NO.	COMPOUND	CONC.	Q	MDL/LOD	RL/PQL	R
75-71-8	Dichlorodifluoromethane	5.0	U	0.50	5.0	r
74-87-3	Chloromethane	5.0	U	1.0	5.0	r
75-01-4	Vinyl Chloride	5.0	U	0.50	5.0	r
74-83-9	Bromomethane	5.0	U	2.0	5.0	r
75-00-3	Chloroethane	5.0	U	0.50	5.0	r
75-69-4	Trichlorofluoromethane	5.0	U	1.0	5.0	r
75-35-4	1,1-Dichloroethene	5.0	U	0.50	5.0	r
76-13-1	Trichlorotrifluoroethane	5.0	U	0.50	5.0	r
75-15-0	Carbon Disulfide	5.0	U	1.0	5.0	r
75-09-2	Methylene Chloride	5.0	U	5.0	5.0	r
67-64-1	Acetone	10	U	5.0	10	r
156-60-5	Trans-1,2-Dichloroethene	5.0	U	0.50	5.0	r
1634-04-4	Methyl t-Butyl Ether (MTBE)	1.0	U	1.0	1.0	r
75-34-3	1,1-Dichloroethane	5.0	U	1.0	5.0	r
107-13-1	Acrylonitrile	5.0	U	0.50	5.0	r
156-59-2	Cis-1,2-Dichloroethene	5.0	U	0.50	5.0	r
594-20-7	2,2-Dichloropropane	5.0	U	0.50	5.0	r
74-97-5	Bromochloromethane	5.0	U	0.50	5.0	r
67-66-3	Chloroform	5.0	U	0.50	5.0	r
56-23-5	Carbon Tetrachloride	5.0	U	1.0	5.0	r
109-99-9	Tetrahydrofuran (THF)	5.0	U	2.5	5.0	r
71-55-6	1,1,1-Trichloroethane	5.0	U	0.50	5.0	r
78-93-3	Methyl Ethyl Ketone	5.0	U	5.0	5.0	r
563-58-6	1,1-Dichloropropene	5.0	U	0.50	5.0	r
71-43-2	Benzene	1.0	U	0.50	1.0	r
107-06-2	1,2-Dichloroethane	5.0	U	0.50	5.0	r
79-01-6	Trichloroethene	5.0	U	0.50	5.0	r
74-95-3	Dibromomethane	5.0	U	1.0	5.0	r
78-87-5	1,2-dichloropropane	5.0	U	1.0	5.0	r
75-27-4	Bromodichloromethane	5.0	U	1.0	5.0	r
10061-01-5	cis-1,3-Dichloropropene	5.0	U	0.50	5.0	r
108-88-3	Toluene	1.0	U	0.50	1.0	r
108-10-1	4-Methyl-2-Pentanone	25	U	5.0	25	r
127-18-4	Tetrachloroethene	5.0	U	1.0	5.0	r
10061-02-6	trans-1,3-Dichloropropene	5.0	U	0.50	5.0	r
79-00-5	1,1,2-Trichloroethane	5.0	U	1.0	5.0	r

FORM I VOA

r=Result Reported U=Not Detected D=Reported Dilution E/J=Estimated Value X=Not Used S=Lab Solvent

CLIENT ID

VOLATILE ORGANICS ANALYSIS DATA SHEET

CE67557 BLANK

Client:	NETC	Lab:	Phoenix Env. Labs
SDG No.:	GCE67556	Lab Sample ID:	CE67557 BL
Sample wt/vol:	5 (g/mL) g	Lab File ID:	1126_09.D
Level: (low/med/meth):	Low	Date Received:	11/25/19
% Moisture:	n.a.	Date Analyzed:	11/26/19
Instrument:	CHEM14 Column: RTX-VMS	Dilution Factor:	1
Purge Volume	5000 (uL) pH: n.a.	Soil Aliquot Vol:	5000 (uL)
Matrix: (soil/water)	Soil	CONCENTRATION UNITS: (ug/L or ug/Kg)	ug/Kg

CAS NO.	COMPOUND	CONC.	Q	MDL/LOD	RL/PQL	R
124-48-1	Dibromochloromethane	3.0	U	1.0	3.0	r
142-28-9	1,3-Dichloropropane	5.0	U	1.0	5.0	r
106-93-4	1,2-Dibromoethane	5.0	U	0.50	5.0	r
591-78-6	2-Hexanone	25	U	5.0	25	r
108-90-7	Chlorobenzene	5.0	U	0.50	5.0	r
100-41-4	Ethylbenzene	1.0	U	0.50	1.0	r
630-20-6	1,1,1,2-Tetrachloroethane	5.0	U	1.0	5.0	r
179601-23-1	m&p-Xylene	2.0	U	1.0	2.0	r
95-47-6	o-Xylene	2.0	U	1.0	2.0	r
100-42-5	Styrene	5.0	U	0.50	5.0	r
75-25-2	Bromoform	5.0	U	1.0	5.0	r
98-82-8	Isopropylbenzene	1.0	U	0.50	1.0	r
108-86-1	Bromobenzene	5.0	U	0.50	5.0	r
103-65-1	n-Propylbenzene	1.0	U	0.90	1.0	r
79-34-5	1,1,2,2-Tetrachloroethane	3.0	U	1.0	3.0	r
95-49-8	2-Chlorotoluene	5.0	U	1.0	5.0	r
108-67-8	1,3,5-Trimethylbenzene	1.0	U	0.50	1.0	r
96-18-4	1,2,3-Trichloropropane	5.0	U	0.50	5.0	r
110-57-6	trans-1,4-Dichloro-2-butene	5.0	U	2.5	5.0	r
106-43-4	4-Chlorotoluene	5.0	U	0.50	5.0	r
98-06-6	tert-Butylbenzene	1.0	U	0.50	1.0	r
95-63-6	1,2,4-Trimethylbenzene	1.0	U	0.50	1.0	r
135-98-8	sec-Butylbenzene	1.0	U	0.50	1.0	r
99-87-6	p-Isopropyltoluene	1.0	U	0.50	1.0	r
541-73-1	1,3-Dichlorobenzene	5.0	U	0.50	5.0	r
106-46-7	1,4-Dichlorobenzene	5.0	U	0.50	5.0	r
527-84-4	2-Isopropyltoluene	5.0	U	0.50	5.0	r
104-51-8	n-Butylbenzene	1.0	U	0.50	1.0	r
95-50-1	1,2-Dichlorobenzene	5.0	U	0.50	5.0	r
96-12-8	1,2-Dibromo-3-Chloropropane	5.0	U	1.0	5.0	r
87-68-3	Hexachlorobutadiene	5.0	U	0.50	5.0	r
120-82-1	1,2,4-Trichlorobenzene	5.0	U	1.0	5.0	r
91-20-3	Naphthalene	5.0	U	1.0	5.0	r
87-61-6	1,2,3-Trichlorobenzene	5.0	U	1.0	5.0	r

FORM I VOA

r=Result Reported U=Not Detected D=Reported Dilution E/J=Estimated Value X=Not Used S=Lab Solvent

Quantitation Report (QT Reviewed)

Data Path : H:\V2019\CHEM14\11NOV\112619\
Data File : 1126_09.D
Acq On : 26 Nov 2019 10:15 am
Operator :
Client ID : CE67557 BLANK
Lab ID : CE67557 BLANK
ALS Vial : 1 Sample Multiplier: 1

Quant Time: Nov 26 12:00:28 2019
Quant Method : H:\V2019\CHEM14\Methods\VT112419.M
Quant Title : VOA Standards for 5 point calibration
QLast Update : Mon Nov 25 14:45:47 2019
Response via : Initial Calibration

Compound	R.T.	QIon	Response	Conc	Units	Dev(Min)
Internal Standards						
1) Pentafluorobenzene	3.323	168	254749	50.000	ug/l	0.00
33) 1,4-Difluorobenzene	3.622	114	384230	50.000	ug/l	0.00
50) Chlorobenzene-d5	5.415	117	355067	50.000	ug/l	0.00
63) 1,4-Dichlorobenzene-d4	7.145	152	169021	50.000	ug/l	0.00
88) 1,4-Dioxane d8	4.036	96	7178	500.000	ug/l	0.00
System Monitoring Compounds						
31) % Dibromofluoromethane	3.097	192	23029	49.512	ug/l	0.00
Spiked Amount 50.000	Range 70 - 130		Recovery = 99.02%			
45) % Toluene-d8	4.408	98	452934	47.875	ug/l	0.00
Spiked Amount 50.000	Range 70 - 130		Recovery = 95.76%			
62) % Bromofluorobenzene	6.285	95	164945	49.729	ug/l	0.00
Spiked Amount 50.000	Range 70 - 130		Recovery = 99.46%			
64) % 1,2-dichlorobenzene-d4	7.486	152	143100	48.206	ug/l	0.00
Spiked Amount 50.000	Range 70 - 130		Recovery = 96.42%			
Target Compounds						Qvalue
37) 1,2-Dichloroethane	3.323	62	973	0.496	ug/l#	1

(#)out of range (m)manual integration reviewed by analyst (+)signals summed

Quantitation Report (QT Reviewed)

Data Path : H:\V2019\CHEM14\11NOV\112619\
Data File : 1126_09.D
Acq On : 26 Nov 2019 10:15 am
Operator :
Client ID : CE67557 BLANK
Lab ID : CE67557 BLANK
ALS Vial : 1 Sample Multiplier: 1

Quant Time: Nov 26 12:00:28 2019
Quant Method : H:\V2019\CHEM14\Methods\VT112419.M
Quant Title : VOA Standards for 5 point calibration
QLast Update : Mon Nov 25 14:45:47 2019
Response via : Initial Calibration



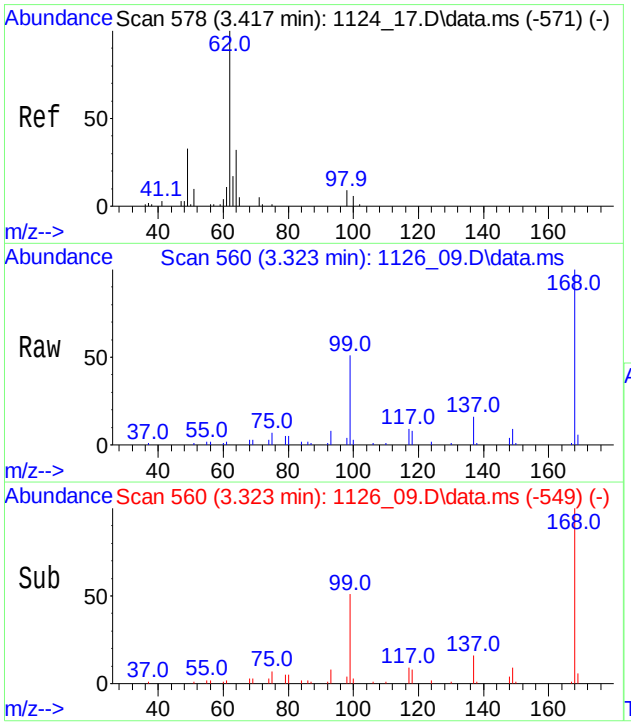

#37
1,2-Dichloroethane
Conc: 8$ Below Cal
RT: 3.323 min Scan# 560
Delta R.T. -0.094 min
Lab File: 1126_09.D
Acq: 26 Nov 2019 10:15 am

Tgt Ion: 62 Resp: 973

Ion	Ratio	Lower	Upper
62	100		
98	1041.4	0.0	38.4#

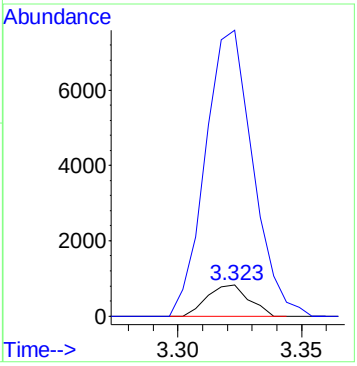

LSC Area Percent Report

Data Path : H:\V2019\CHEM14\11NOV\112619\
Data File : 1126_09.D
Acq On : 26 Nov 2019 10:15 am
Operator :
Client ID : CE67557 BLANK
Lab ID : CE67557 BLANK
ALS Vial : 1 Sample Multiplier: 1

Integration Parameters: rteint.p
Integrator: RTE
Smoothing : ON Filtering: 5
Sampling : 1 Min Area: 3 % of largest Peak
Start Thrs: 0.2 Max Peaks: 100
Stop Thrs : 0 Peak Location: TOP

If leading or trailing edge < 100 prefer < Baseline drop else tangent >
Peak separation: 5

Method : H:\V2019\CHEM14\Methods\VT112419.M
Title : VOA Standards for 5 point calibration

Signal : TIC: 1126_09.D\data.ms

peak #	R.T. min	first scan	max scan	last scan	PK TY	peak height	corr. area	corr. % max.	% of total
1	1.131	137	142	158	rVB	8241	20474	1.67%	0.291%
2	2.217	344	349	355	rVB2	10167	12398	1.01%	0.176%
3	3.097	511	517	531	rBV	256741	355857	29.03%	5.056%
4	3.323	553	560	578	rBV	516765	699962	57.10%	9.946%
5	3.622	611	617	638	rBV	672504	890740	72.66%	12.656%
6	4.036	690	696	708	rBV2	8162	18167	1.48%	0.258%
7	4.408	761	767	782	rBV	968961	1225880	100.00%	17.418%
8	5.415	953	959	971	rBV	852962	1075829	87.76%	15.286%
9	6.285	1119	1125	1141	rBV	665863	829558	67.67%	11.787%
10	7.145	1283	1289	1303	rBV	831311	1027916	83.85%	14.605%
11	7.486	1348	1354	1369	rVB	660552	881168	71.88%	12.520%

Sum of corrected areas: 7037949

LSC Report - Integrated Chromatogram

Data Path : H:\V2019\CHEM14\11NOV\112619\
Data File : 1126_09.D
Acq On : 26 Nov 2019 10:15 am
Operator :
Client ID : CE67557 BLANK
Lab ID : CE67557 BLANK
ALS Vial : 1 Sample Multiplier: 1

Quant Method : H:\V2019\CHEM14\Methods\VT112419.M
Quant Title : VOA Standards for 5 point calibration

TIC Integration Parameters: LSCINT.P

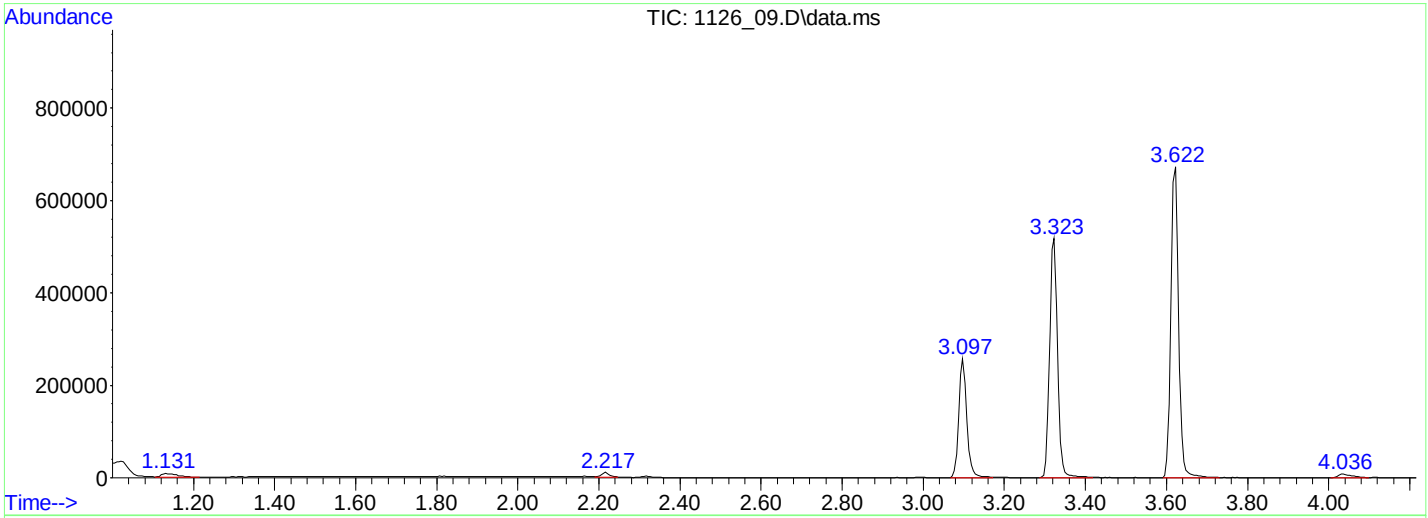

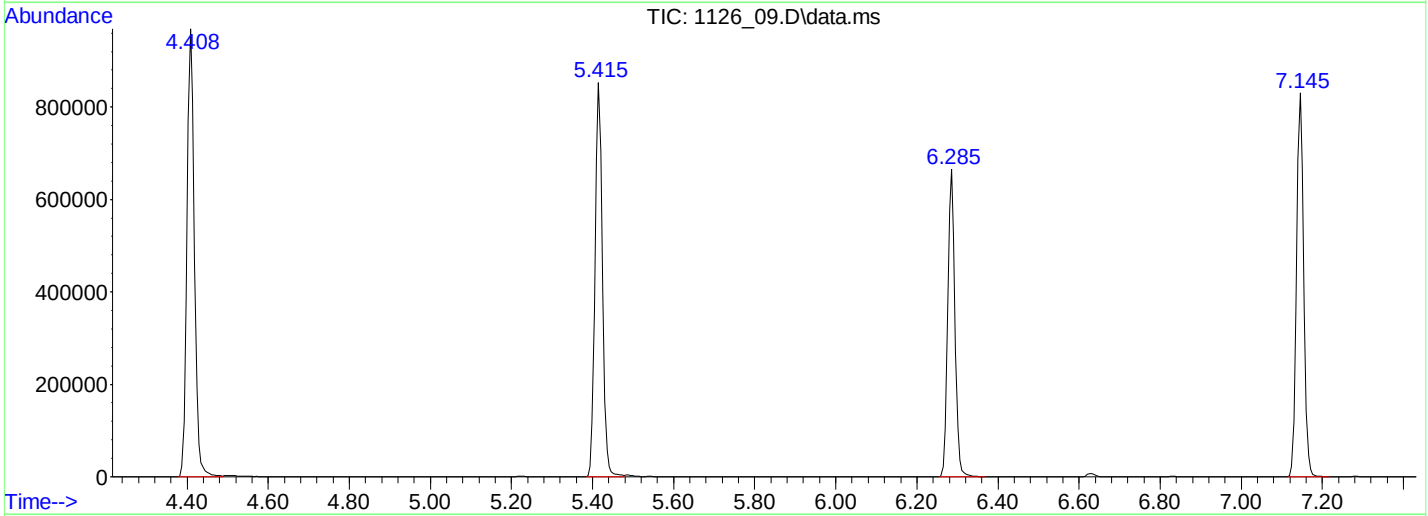

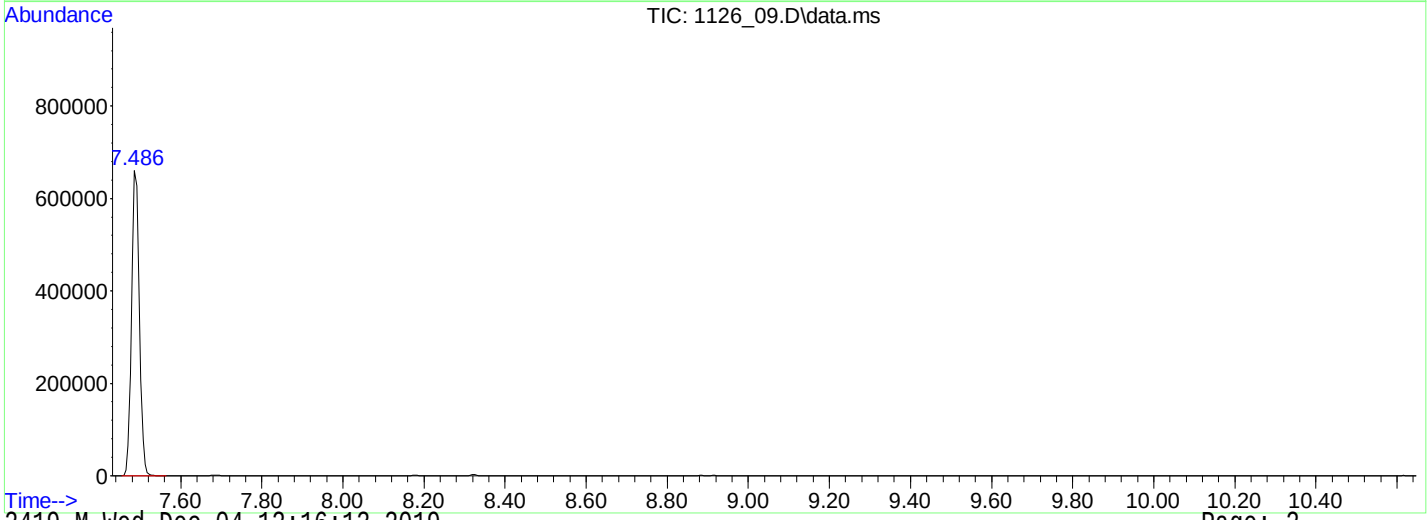

Library Search Compound Report

Data Path : H:\V2019\CHEM14\11NOV\112619\
Data File : 1126_09.D
Acq On : 26 Nov 2019 10:15 am
Operator :
Client ID : CE67557 BLANK
Lab ID : CE67557 BLANK
ALS Vial : 1 Sample Multiplier: 1

Quant Method : H:\V2019\CHEM14\Methods\VT112419.M
Quant Title : VOA Standards for 5 point calibration

TIC Integration Parameters: LSCINT.P

No Library Search Compounds Detected
****

Tentatively Identified Compound (LSC) summary

Data Path : H:\V2019\CHEM14\11NOV\112619\
Data File : 1126_09.D
Acq On : 26 Nov 2019 10:15 am
Operator :
Client ID : CE67557 BLANK
Lab ID : CE67557 BLANK
ALS Vial : 1 Sample Multiplier: 1

Quant Method : H:\V2019\CHEM14\Methods\VT112419.M
Quant Title : VOA Standards for 5 point calibration

TIC Integration Parameters: LSCINT.P

TIC Top Hit name	RT	EstConc	Units	Response	--Internal Standard--- #	RT	Resp	Conc

Injection Log

Data Directory: H:\V2019\CHEM03\11NOV\112619\

Line	Vl	FileName	SampleName	MiscInfo	Injection Time
1)	1	1126_01.D	xxxxxxxxxx		11/27/01 ::1
2)	1	1126_02A.D	xxxxxxxxxx		11/26/19 7:06
3)	1	1126_03.D	xxxxxxxxxx		11/26/19 7:27
4)	1	1126_04.D	xxxxxxxxxx		11/26/19 7:48
5)	1	1126_05.D	xxxxxxxxxx		11/26/19 8:10
6)	1	1126_06.D	xxxxxxxxxx		11/26/19 8:31
7)	1	1126_07.D	xxxxxxxxxx		11/26/19 8:52
8)	1	1126_08.D	xxxxxxxxxx		11/26/19 9:14
9)	1	1126_09.D	xxxxxxxxxx		11/26/19 9:34
10)	1	1126_10.D	xxxxxxxxxx		11/26/19 9:56
11)	1	1126_11.D	xxxxxxxxxx		11/26/19 10:17
12)	1	1126_12.D	xxxxxxxxxx		11/26/19 10:38
13)	1	1126_13.D	xxxxxxxxxx		11/26/19 11:00
14)	1	1126_14.D	xxxxxxxxxx		11/26/19 11:21
15)	1	1126_15.D	xxxxxxxxxx		11/26/19 11:42
16)	1	1126_16.D	xxxxxxxxxx		11/26/19 12:04
17)	1	1126_17.D	xxxxxxxxxx		11/26/19 12:25
18)	1	1126_18.D	xxxxxxxxxx		11/26/19 12:46
19)	1	1126_19.D	xxxxxxxxxx		11/26/19 13:08
20)	1	1126_20.D	xxxxxxxxxx		11/26/19 13:29
21)	1	1126_21.D	xxxxxxxxxx		11/26/19 13:50
22)	1	1126_22.D	xxxxxxxxxx		11/26/19 14:12
23)	1	1126_23.D	xxxxxxxxxx		11/26/19 14:33
24)	1	1126_24.D	xxxxxxxxxx		11/26/19 14:55
25)	1	1126_25.D	xxxxxxxxxx		11/26/19 15:16
26)	1	1126_26.D	xxxxxxxxxx		11/26/19 15:37
27)	1	1126_27.D	xxxxxxxxxx		11/26/19 15:59
28)	1	1126_28.D	xxxxxxxxxx		11/26/19 16:20
29)	1	1126_29.D	xxxxxxxxxx		11/26/19 16:42
30)	1	1126_30.D	xxxxxxxxxx		11/26/19 17:03
31)	1	1126_31.D	xxxxxxxxxx		11/26/19 17:24
32)	1	1126_32.D	xxxxxxxxxx		11/26/19 17:46
33)	1	1126_33.D	xxxxxxxxxx		11/26/19 18:07
34)	1	1126_34.D	xxxxxxxxxx		11/26/19 18:28
35)	1	1126_35.D	xxxxxxxxxx		11/26/19 18:50
36)	1	1126_36.D	xxxxxxxxxx		11/26/19 19:11
37)	1	1126_37.D	xxxxxxxxxx		11/26/19 19:38
38)	1	1126_38.D	xxxxxxxxxx		11/26/19 19:59
39)	1	1126_39.D	xxxxxxxxxx		11/26/19 20:20
40)	1	1126_40.D	xxxxxxxxxx		11/26/19 20:41
41)	1	1126_41.D	xxxxxxxxxx		11/26/19 21:03
42)	1	1126_42.D	xxxxxxxxxx		11/26/19 21:24
43)	1	1126_43.D	xxxxxxxxxx		11/26/19 21:45
44)	1	1126_44.D	xxxxxxxxxx		11/26/19 22:07
45)	1	1126_45.D	xxxxxxxxxx		11/26/19 22:31
46)	1	1126_46.D	xxxxxxxxxx		11/26/19 22:52
47)	1	1126_47.D	xxxxxxxxxx		11/26/19 23:13
48)	1	1126_48.D	xxxxxxxxxx		11/26/19 23:35
49)	1	1126_49.D	xxxxxxxxxx		11/26/19 23:56
50)	1	1126_50.D	xxxxxxxxxx		11/27/19 0:17
51)	1	1126_51.D	xxxxxxxxxx		11/27/19 0:38
52)	1	1126_52.D	xxxxxxxxxx		11/27/19 1:00
53)	1	1126_53.D	xxxxxxxxxx		11/27/19 1:21
54)	1	1126_54.D	xxxxxxxxxx		11/27/19 1:42
55)	1	1126_55.D	xxxxxxxxxx		11/27/19 2:03
56)	1	1126_56.D	xxxxxxxxxx		11/27/19 2:25
57)	1	1126_57.D	xxxxxxxxxx		11/27/19 2:46
58)	1	1126_58.D	xxxxxxxxxx		11/27/19 3:07
59)	1	1126_59.D	xxxxxxxxxx		11/27/19 3:29
60)	1	1126_60.D	xxxxxxxxxx		11/27/19 3:50
61)	1	1126_61.D	xxxxxxxxxx		11/27/19 4:11
62)	1	1126_62.D	xxxxxxxxxx		11/27/19 4:32
63)	1	1126_63.D	xxxxxxxxxx		11/27/19 4:53
64)	1	1126_64.D	xxxxxxxxxx		11/27/19 5:15
65)	1	1126_65.D	xxxxxxxxxx		11/27/19 5:36
66)	1	1126_66.D	xxxxxxxxxx		11/27/19 5:57
67)	1	1126_67.D	BFB TUNE	VOA - 50 PPB STD. VO	11/27/19 6:19
68)	1	1126_68.D	CCAL 50	VOA - 50 PPB STD. VO	11/27/19 6:40

Injection Log

Data Directory: H:\V2019\CHEM03\11NOV\112719\

Line	Vl	FileName	SampleName	MiscInfo	Injection Time
1)	1	1127_01.D	xxxxxxxxxx		11/27/19 7:04
2)	1	1127_02.D	xxxxxxxxxx		11/27/19 7:25
3)	1	1127_03.D	xxxxxxxxxx		11/27/19 7:47
4)	1	1127_04.D	xxxxxxxxxx		11/27/19 8:08
5)	1	1127_05.D	xxxxxxxxxx		11/27/19 8:29
6)	1	1127_06.D	xxxxxxxxxx		11/27/19 8:51
7)	1	1127_07.D	xxxxxxxxxx		11/27/19 9:12
8)	1	1127_08.D	xxxxxxxxxx		11/27/19 9:33
9)	1	1127_09.D	xxxxxxxxxx		11/27/19 9:55
10)	1	1127_10.D	xxxxxxxxxx		11/27/19 10:27
11)	1	1127_11.D	xxxxxxxxxx		11/27/19 10:48
12)	1	1127_12.D	xxxxxxxxxx		11/27/19 11:09
13)	1	1127_13.D	xxxxxxxxxx		11/27/19 11:31
14)	1	1127_14.D	xxxxxxxxxx		11/27/19 11:52
15)	1	1127_15.D	xxxxxxxxxx		11/27/19 12:13
16)	1	1127_16.D	xxxxxxxxxx		11/27/19 12:35
17)	1	1127_17.D	xxxxxxxxxx		11/27/19 12:56
18)	1	1127_18.D	xxxxxxxxxx		11/27/19 13:17
19)	1	1127_19.D	CE67557 #3 0.91X 5.48g	CE67557 5.48X	11/27/19 13:39
20)	1	1127_20.D	xxxxxxxxxx		11/27/19 14:00
21)	1	1127_21.D	xxxxxxxxxx		11/27/19 14:21
22)	1	1127_22.D	xxxxxxxxxx		11/27/19 14:43
23)	1	1127_23.D	xxxxxxxxxx		11/27/19 15:04
24)	1	1127_24.D	xxxxxxxxxx		11/27/19 15:25
25)	1	1127_25.D	xxxxxxxxxx		11/27/19 15:47
26)	1	1127_26.D	xxxxxxxxxx		11/27/19 16:08
27)	1	1127_27.D	xxxxxxxxxx		11/27/19 16:29
28)	1	1127_28.D	xxxxxxxxxx		11/27/19 16:51
29)	1	1127_29.D	xxxxxxxxxx		11/27/19 17:12
30)	1	1127_30.D	xxxxxxxxxx		11/27/19 17:33
31)	1	1127_31.D	CCAL 50	VOA-50 PPB STD VOA32	11/27/19 17:55
32)	1	1127_32.D	xxxxxxxxxx		11/27/19 18:27
33)	1	1127_33.D	xxxxxxxxxx		11/27/19 18:48
34)	1	1127_34.D	xxxxxxxxxx		11/27/19 19:10
35)	1	1127_35.D	xxxxxxxxxx		11/27/19 19:31
36)	1	1127_36.D	xxxxxxxxxx		11/27/19 19:52
37)	1	1127_37.D	xxxxxxxxxx		11/27/19 20:14
38)	1	1127_38.D	xxxxxxxxxx		11/27/19 20:35
39)	1	1127_39.D	xxxxxxxxxx		11/27/19 20:56
40)	1	1127_40.D	xxxxxxxxxx		11/27/19 21:18
41)	1	1127_41.D	xxxxxxxxxx		11/27/19 21:39
42)	1	1127_42.D	xxxxxxxxxx		11/27/19 22:01
43)	1	1127_43.D	xxxxxxxxxx		11/27/19 22:22
44)	1	1127_44.D	xxxxxxxxxx		11/27/19 22:43
45)	1	1127_45.D	xxxxxxxxxx		11/27/19 23:05
46)	1	1127_46.D	xxxxxxxxxx		11/27/19 23:26
47)	1	1127_47.D	xxxxxxxxxx		11/27/19 23:47
48)	1	1127_48.D	xxxxxxxxxx		11/28/19 0:09
49)	1	1127_49.D	xxxxxxxxxx		11/28/19 0:30
50)	1	1127_50.D	xxxxxxxxxx		11/28/19 0:51
51)	1	1127_51.D	xxxxxxxxxx		11/28/19 1:13
52)	1	1127_52.D	xxxxxxxxxx		11/28/19 1:34
53)	1	1127_53.D	xxxxxxxxxx		11/28/19 1:55
54)	1	1127_54.D	xxxxxxxxxx		11/28/19 2:17
55)	1	1127_55.D	xxxxxxxxxx		11/28/19 2:38
56)	1	1127_56.D	xxxxxxxxxx		11/28/19 2:59
57)	1	1127_57.D	xxxxxxxxxx		11/28/19 3:21
58)	1	1127_58.D	xxxxxxxxxx		11/28/19 3:42
59)	1	1127_59.D	xxxxxxxxxx		11/28/19 4:03
60)	1	1127_60.D	xxxxxxxxxx		11/28/19 4:25
61)	1	1127_61.D	xxxxxxxxxx		11/28/19 4:46
62)	1	1127_62.D	xxxxxxxxxx		11/28/19 5:07
63)	1	1127_63.D	xxxxxxxxxx		11/28/19 5:29
64)	1	1127_64.D	xxxxxxxxxx		11/28/19 5:50

Injection Log

Data Directory: H:\V2019\CHEM14\11NOV\112419\

Line	Vl	FileName	SampleName	MiscInfo	Injection Time
1)	0	1124_09.D	xxxxxxxxxx		N/A
2)	1	1124_01.D	xxxxxxxxxx		11/24/19 15:09
3)	1	1124_02.D	xxxxxxxxxx		11/24/19 15:30
4)	1	1124_03.D	xxxxxxxxxx		11/24/19 15:55
5)	1	1124_04.D	xxxxxxxxxx		11/24/19 16:23
6)	1	1124_05.D	xxxxxxxxxx		11/24/19 16:44
7)	1	1124_06.D	xxxxxxxxxx		11/24/19 17:06
8)	1	1124_07.D	xxxxxxxxxx		11/24/19 17:27
9)	1	1124_08.D	xxxxxxxxxx		11/24/19 17:48
10)	1	1124_10.D	xxxxxxxxxx		11/24/19 18:31
11)	1	1124_11.D	xxxxxxxxxx		11/24/19 18:52
12)	1	1124_12.D	xxxxxxxxxx		11/24/19 19:13
13)	1	1124_13.D	BFB TUNE	VOA -2.0 PPB STD. VO	11/24/19 19:34
14)	1	1124_14.D	ICAL 5	VOA -5.0 PPB STD.	11/24/19 19:56
15)	1	1124_15.D	ICAL 10	VOA - 10 PPB STD.	11/24/19 20:17
16)	1	1124_16.D	ICAL 20	VOA - 20 PPB STD.	11/24/19 20:38
17)	1	1124_17.D	ICAL 50	VOA - 50 PPB STD.	11/24/19 20:59
18)	1	1124_18.D	ICAL 100	VOA -100 PPB STD.	11/24/19 21:20
19)	1	1124_19.D	ICAL 200	VOA -200 PPB STD.	11/24/19 21:42
20)	1	1124_20.D	xxxxxxxxxx		11/24/19 22:03
21)	1	1124_21.D	xxxxxxxxxx		11/24/19 22:24
22)	1	1124_22.D	xxxxxxxxxx		11/24/19 22:45
23)	1	1124_23.D	xxxxxxxxxx		11/24/19 23:06
24)	1	1124_24.D	xxxxxxxxxx		11/24/19 23:27
25)	1	1124_25.D	xxxxxxxxxx		11/24/19 23:49
26)	1	1124_26.D	xxxxxxxxxx		11/25/19 0:10
27)	1	1124_27.D	xxxxxxxxxx		11/25/19 0:31
28)	1	1124_28.D	xxxxxxxxxx		11/25/19 0:52
29)	1	1124_29.D	xxxxxxxxxx		11/25/19 1:13
30)	1	1124_30.D	xxxxxxxxxx		11/25/19 1:34
31)	1	1124_31.D	xxxxxxxxxx		11/25/19 1:55
32)	1	1124_32.D	xxxxxxxxxx		11/25/19 2:16
33)	1	1124_33.D	xxxxxxxxxx		11/25/19 2:37
34)	1	1124_34.D	xxxxxxxxxx		11/25/19 2:58
35)	1	1124_35.D	xxxxxxxxxx		11/25/19 3:19
36)	1	1124_36.D	xxxxxxxxxx		11/25/19 3:40
37)	1	1124_37.D	xxxxxxxxxx		11/25/19 4:01
38)	1	1124_38.D	xxxxxxxxxx		11/25/19 4:23
39)	1	1124_39.D	xxxxxxxxxx		11/25/19 4:44
40)	1	1124_40.D	xxxxxxxxxx		11/25/19 5:05
41)	1	1124_41.D	xxxxxxxxxx		11/25/19 5:26
42)	1	1124_42.D	xxxxxxxxxx		11/25/19 5:47
43)	1	1124_43.D	xxxxxxxxxx		11/25/19 6:08
44)	1	1124_44.D	xxxxxxxxxx		11/25/19 6:29
45)	1	1124_45.D	xxxxxxxxxx		11/25/19 6:50
46)	1	1124_46.D	xxxxxxxxxx		11/25/19 7:12
47)	1	1124_47.D	xxxxxxxxxx		11/25/19 7:33
48)	1	1124_48.D	xxxxxxxxxx		11/25/19 7:54
49)	1	1124_49.D	xxxxxxxxxx		11/25/19 8:15

Injection Log

Data Directory: H:\V2019\CHEM14\11NOV\112619\

Line	Vl	FileName	SampleName	MiscInfo	Injection Time
1)	1	1126_01.D	BFB TUNE - CCAL 50	VOA-50 PPB STD. VOA3	11/26/19 7:21
2)	1	1126_02.D	CE67557 LCS	CE67557 LCS	11/26/19 7:43
3)	1	1126_03.D	CE67557 LCSD	CE67557 LCSD	11/26/19 8:04
4)	1	1126_04.D	xxxxxxxxxx		11/26/19 8:25
5)	1	1126_05.D	xxxxxxxxxx		11/26/19 8:46
6)	1	1126_06.D	xxxxxxxxxx		11/26/19 9:07
7)	1	1126_07.D	xxxxxxxxxx		11/26/19 9:29
8)	1	1126_08.D	xxxxxxxxxx		11/26/19 9:50
9)	1	1126_09.D	CE67557 BLANK	CE67557 BLANK	11/26/19 10:15
10)	1	1126_10.D	xxxxxxxxxx		11/26/19 10:36
11)	1	1126_11.D	xxxxxxxxxx		11/26/19 10:57
12)	1	1126_12.D	xxxxxxxxxx		11/26/19 11:18
13)	1	1126_13.D	xxxxxxxxxx		11/26/19 11:39
14)	1	1126_14.D	xxxxxxxxxx		11/26/19 12:01
15)	1	1126_15.D	xxxxxxxxxx		11/26/19 12:22
16)	1	1126_16.D	xxxxxxxxxx		11/26/19 12:43
17)	1	1126_17.D	xxxxxxxxxx		11/26/19 13:17
18)	1	1126_18.D	xxxxxxxxxx		11/26/19 13:38
19)	1	1126_19.D	xxxxxxxxxx		11/26/19 13:59
20)	1	1126_20.D	xxxxxxxxxx		11/26/19 14:21
21)	1	1126_21.D	xxxxxxxxxx		11/26/19 14:42
22)	1	1126_22.D	xxxxxxxxxx		11/26/19 15:03
23)	1	1126_23.D	xxxxxxxxxx		11/26/19 15:24
24)	1	1126_24.D	GRAB-2	CE67557	11/26/19 15:46
25)	1	1126_25.D	xxxxxxxxxx		11/26/19 16:07
26)	1	1126_26.D	xxxxxxxxxx		11/26/19 16:28
27)	1	1126_27.D	xxxxxxxxxx		11/26/19 16:49
28)	1	1126_28.D	xxxxxxxxxx		11/26/19 17:10
29)	1	1126_29.D	xxxxxxxxxx		11/26/19 17:32
30)	1	1126_30.D	GRAB-2 MS	CE67557 MS	11/26/19 17:53
31)	1	1126_31.D	GRAB-2 MSD	CE67557 MSD	11/26/19 18:14
32)	1	1126_32.D	CCAL 50	VOA-50 PPB STD. VOA3	11/26/19 18:35
33)	1	1126_33.D	xxxxxxxxxx		11/26/19 19:01
34)	1	1126_34.D	xxxxxxxxxx		11/26/19 19:22
35)	1	1126_35.D	xxxxxxxxxx		11/26/19 19:43
36)	1	1126_36.D	xxxxxxxxxx		11/26/19 20:04
37)	1	1126_37.D	xxxxxxxxxx		11/26/19 20:26
38)	1	1126_38.D	xxxxxxxxxx		11/26/19 20:47
39)	1	1126_39.D	xxxxxxxxxx		11/26/19 21:08
40)	1	1126_40.D	xxxxxxxxxx		11/26/19 21:29
41)	1	1126_41.D	xxxxxxxxxx		11/26/19 21:53
42)	1	1126_42.D	xxxxxxxxxx		11/26/19 22:14
43)	1	1126_43.D	xxxxxxxxxx		11/26/19 22:35
44)	1	1126_44.D	xxxxxxxxxx		11/26/19 22:56
45)	1	1126_45.D	xxxxxxxxxx		11/26/19 23:18
46)	1	1126_46.D	xxxxxxxxxx		11/26/19 23:39
47)	1	1126_47.D	xxxxxxxxxx		11/27/19 0:00
48)	1	1126_48.D	xxxxxxxxxx		11/27/19 0:21
49)	1	1126_49.D	xxxxxxxxxx		11/27/19 0:42
50)	1	1126_50.D	xxxxxxxxxx		11/27/19 1:03
51)	1	1126_51.D	xxxxxxxxxx		11/27/19 1:24
52)	1	1126_52.D	xxxxxxxxxx		11/27/19 1:45
53)	1	1126_53.D	xxxxxxxxxx		11/27/19 2:07
54)	1	1126_54.D	xxxxxxxxxx		11/27/19 2:28
55)	1	1126_55.D	xxxxxxxxxx		11/27/19 2:49
56)	1	1126_56.D	xxxxxxxxxx		11/27/19 3:10
57)	1	1126_57.D	xxxxxxxxxx		11/27/19 3:31
58)	1	1126_58.D	xxxxxxxxxx		11/27/19 3:52
59)	1	1126_59.D	xxxxxxxxxx		11/27/19 4:13
60)	1	1126_60.D	xxxxxxxxxx		11/27/19 4:34
61)	1	1126_61.D	xxxxxxxxxx		11/27/19 4:55
62)	1	1126_62.D	xxxxxxxxxx		11/27/19 5:16
63)	1	1126_63.D	xxxxxxxxxx		11/27/19 5:37
64)	1	1126_64.D	xxxxxxxxxx		11/27/19 5:58
65)	1	1126_65.D	xxxxxxxxxx		11/27/19 6:20

PHOENIX
Environmental Laboratories, Inc.

587 East Middle Turnpike, P.O. Box 370, Manchester, CT 06040
Telephone: 860.645.1102 • Fax: 860.645.0823

NY ANALYTICAL SERVICES PROTOCOL
DATA PACKAGE

Client: NETC

125 BATH STREET

Laboratory Project: GCE67556

Herbicides (SOIL)
Ver 1

Organic Data Flags

LOD(MDL): Limit of Detection or Method Detection Limit
The minimum reportable concentration that can be measured with confidence.

PQL(RL): Practical Quantitation Level or Reporting Level
This value is at or above the MDL and is supported by the lowest calibration standard.

· · Q Qualifiers:

U - The compound was analyzed for but not detected at or above the MDL. The number immediately preceding the “U” represents the PQL reporting level corrected for percent solids, weight and/or volume calculations, and dilution factors.

J - Indicates an estimated value, may indicate one of the following, depending on the situation:
a) The reported value is estimated and below the MDL
b) Used when estimating a concentration for TIC where a 1:1 response is assumed or when the result indicates the presence of a compound that meets the indentification criteria, but the results is less than the quantitation limit, but greater than zero.
c) QC associated with this analyte is within warning limits.

X - The concentration is not reported. This quantitation file was not evaluated for this compound at this dilution; a volatile purging or related issue may be the cause.

L - Biased Low

N - The concentration is based on the response of the nearest internal. This flag is used on the TIC form for all compounds identified.

S - This compound is a solvent that is used in the laboratory. Laboratory contamination is suspected if concentration is less than five times the reporting level.

B - This compound was also present in the method blank

D - The reported concentration is the result of a diluted analysis.

E - The reported value is estimated because the concentration exceeded the calibration range.

A - Indicates that the tentatively identified compound is a suspected aldol condensation product. Aldol condensation products are produced during the extraction process.

Q - For TICS, this compound was quantitated using a calibration curve. This compound is part of the instrument method, but not part of the client target list.

P- Percent difference is greater than 25% between the two GC columns and the lower result is reported.

PHOENIX
Environmental Laboratories, Inc.
587 East Middle Turnpike, P.O.Box 370, Manchester, CT 06040
Tel. (860) 645-1102 Fax (860) 645-0823

ACCREDITED IN ACCORDANCE WITH nelac NY # 11301

SDG: GCE67556

Herbicides Conformance / Non-Conformance Summary

Project ID / Client ID: 125 BATH STREET, NETC

General Comments:
The samples were analyzed using a dual column ECD GC. Data files are labeled date-seq-A for the A channel and date-seq-B for the B channel. Results for this SDG are reported from the A channel. In order to report a concentration, both channels need to have the compound detected.
The reporting levels (PQL) are supported by the lowest calibration standard. The laboratory defines the LOD/MDL as equivalent to the PQL/RL. As a result, there is only one concentration column on the form1. A number followed by a "U" indicates that the herbicide was not detected at that level. A number without a "U" indicates that the herbicide was detected at that level.It is part of Phoenix Lab's procedure to dilute all soil extracts prior to analysis

Form 2 (Surrogates):

All surrogates met criteria with the following exceptions: None.

Form 3 (Laboratory Control/Matrix Spike):

Sample: CE67556 LCS
All LCS recoveries met criteria with the following exceptions: None.
All LCSD recoveries met criteria with the following exceptions: None.
All LCS/LCSD RPDs met criteria with the following exceptions: None.

Sample: CE67556 MS
All MS recoveries met criteria with the following exceptions: None.
All MSD recoveries met criteria with the following exceptions: None.
All MS/MSD RPDs met criteria with the following exceptions: None.

Form 4 (Method Blank):

File: ECD12 N27A040 / N27B040 (CE67556)
All compounds were non-detect with the following exceptions: None.

Form 6 (Initial Calibration Factors):

Method: ECD12 HRBN12AI
All compounds met criteria with the following exceptions: None.

Method: ECD12 HRBN12BI
All compounds met criteria with the following exceptions: None.

Form 7 (Calibration Verification):

All Calibration Blanks were non-detect with the following exceptions: None.

All Continuing Calibrations met criteria with the following exceptions: The continuing calibration check standard File: ECD12 N27A038, check standard File: ECD12 N27A050 and check standard File: ECD12 N27A062 had Dinoseb recoveries above the acceptance criteria. A positive bias is not suspected because the sample was not detected for herbicides.

Form 8 (Internal Standard and Retention Time):

All Internal Standards / Retention Times met criteria with the following exceptions: None.

Form 10 (Confirmation Summary):

PHOENIX
Environmental Laboratories, Inc.
587 East Middle Turnpike, P.O.Box 370, Manchester, CT 06040
Tel. (860) 645-1102 Fax (860) 645-0823

ACCREDITED IN ACCORDANCE WITH nelac NY # 11301

SDG: GCE67556

Herbicides Conformance / Non-Conformance Summary

Project ID / Client ID: 125 BATH STREET, NETC

All Confirmation Summaries met %D criteria (40%) with the following exceptions:

Sample: CE67556 LCS - N27A041 / N27B041 : Dinoseb (52.3 %)

Sample: CE67556 LCSD - N27A042 / N27B042 : 2,4-D (42.9 %) , Dinoseb (49.7 %)

Sample: CE67556 MS - N27A043 / N27B043 : 2,4-D (45.3 %) , 2,4-DB (192.5 %) , Dinoseb (41.1 %)

Sample: CE67556 MSD - N27A044 / N27B044 : Dinoseb (41.6 %)

12/04/19

Anil Makol
Project Manager

2F
SOIL HERBICIDE SURROGATE RECOVERY

Lab Name: Phoenix Environmental Client: NETC

Lab Code: Phoenix Case No.: SAS No.: SDG No.: GCE67556

GC Column(1): CLP Pest ID: 0.53 (mm) GC Column(2): CLP Pest 2 ID: 0.53 (mm)

	LAB ID			DCAA 1 %REC	#	DCAA 2 %REC	#	TOT OUT	FILE ID
01	CE67556 BL			59		63		0	ECD12 N27A040 | N27B040
02	CE67556 LCS			81		78		0	ECD12 N27A041 | N27B041
03	CE67556 LCSD			73		70		0	ECD12 N27A042 | N27B042
04	CE67556 MS			74		72		0	ECD12 N27A043 | N27B043
05	CE67556 MSD			67		66		0	ECD12 N27A044 | N27B044
06	CE67556 (10X)			64		70		0	ECD12 N27A058 | N27B058
07									
08									
09									
10									
11									
12									
13									
14									
15									
16									
17									
18									
19									
20									
21									
22									
23									
24									
25									
26									
27									
28									
29									
30									

ADVISORY
QC LIMITS
DCAA = 2,4-Dichlorophenylacetic ac 30 - 150

= Column to be used to flag recovery values
* = Values outside of contract required QC limits
D = Surrogate diluted out
Int = Surrogate not reported due to Interference

FORM II HERB-2

3F

SOIL HERBICIDE LCS SPIKE/LCS SPIKE DUPLICATE RECOVERY

Lab Name: Phoenix Environmental Client: NETC

Lab Code: Phoenix Case No.: SAS No.: SDG No.: GCE67556

LCS Spike - Client Id.: CE67556 LCS Lab Id: CE67556 LCS

COMPOUND	SPIKE ADDED ug/kg		LCS CONC ug/kg	LCS % REC #	QC. LIMITS REC.
2,4,5-T	167		154	93	40 - 140
2,4,5-TP (Silvex)	167		163	98	40 - 140
2,4-D	333		342	103	40 - 140
2,4-DB	1670		1670	100	40 - 140
Dalapon	167		143	86	40 - 140
Dicamba	167		171	103	40 - 140
Dichloroprop	333		378	113	40 - 140
Dinoseb	167		151	91	40 - 140

COMPOUND	SPIKE ADDED ug/kg	LCSD CONC ug/kg	LCSD % REC #	% RPD #	QC LIMITS RPD	QC LIMITS REC.
2,4,5-T	167	134	80	15.0	30	40 - 140
2,4,5-TP (Silvex)	167	144	87	11.9	30	40 - 140
2,4-D	333	320	96	7.0	30	40 - 140
2,4-DB	1670	1470	88	12.8	30	40 - 140
Dalapon	167	129	77	11.0	30	40 - 140
Dicamba	167	153	92	11.3	30	40 - 140
Dichloroprop	333	338	101	11.2	30	40 - 140
Dinoseb	167	142	85	6.8	30	40 - 140

FORM III HERB

3F

SOIL HERBICIDE MATRIX SPIKE/MATRIX SPIKE DUPLICATE RECOVERY

Lab Name: Phoenix Environmental Client: NETC

Lab Code: Phoenix Case No.: SAS No.: SDG No.: GCE67556

Matrix Spike - Client Id.: COMP-2 MS Lab Id: CE67556 MS

COMPOUND	SPIKE ADDED ug/kg	SAMPLE CONCENTRATION ug/kg	MS CONC ug/kg	MS % REC	#	QC. LIMITS REC.
2,4,5-T	186	0	159	86		30 - 150
2,4,5-TP (Silvex)	186	0	170	91		30 - 150
2,4-D	373	0	381	102		30 - 150
2,4-DB	1860	0	1770	95		30 - 150
Dalapon	186	0	69.6	37		30 - 150
Dicamba	186	0	171	92		30 - 150
Dichloroprop	373	0	393	105		30 - 150
Dinoseb	186	0	176	94		10 - 110

COMPOUND	SPIKE ADDED ug/kg	MSD CONC ug/kg	MSD % REC	#	% RPD	#	QC LIMITS RPD	QC LIMITS REC.
2,4,5-T	186	144	77		11.0		30	30 - 150
2,4,5-TP (Silvex)	186	156	84		8.0		30	30 - 150
2,4-D	373	349	94		8.2		30	30 - 150
2,4-DB	1860	1600	86		9.9		30	30 - 150
Dalapon	186	74.0	40		7.8		30	30 - 150
Dicamba	186	163	88		4.4		30	30 - 150
Dichloroprop	373	365	98		6.9		30	30 - 150
Dinoseb	186	158	85		10.1		30	10 - 110

4C
HERBICIDE METHOD BLANK SUMMARY

CLIENT SAMPLE NO

CE67556 BL

Lab Name: Phoenix Environmental Client: NETC

Lab Code: Phoenix Case No.: SAS No.: SDG No.: GCE67556

Lab Sample ID: CE67556 BL Lab File ID: N27A040

Matrix: (soil/water) SOIL Extraction:(SepF/Cont/Sonc) Unknown

Sulfur Cleanup:(Y/N) N Date Extracted: 11/26/19

Date Analyzed (1): 11/28/19 Date Analyzed (2): 11/28/19

Time Analyzed (1): 01:18 Time Analyzed (2): 01:18

Instrument ID (1): ECD12 Instrument ID (2): ECD12

GC Col.(1): CLP Pest 1 ID: 0.53 (mm) GC Col.(2): CLP Pest 2 ID: 0.53 (mm)

THIS METHOD BLANK APPLIES TO THE FOLLOWING SAMPLES, MS AND MSD:

	CLIENT SAMPLE NO.	LAB SAMPLE ID	DATE ANALYZED 1	DATE ANALYZED 2
01	CE67556 LCS	CE67556 LCS	11/28/19	11/28/19
02	CE67556 LCSD	CE67556 LCSD	11/28/19	11/28/19
03	COMP-2 MS	CE67556 MS	11/28/19	11/28/19
04	COMP-2 MSD	CE67556 MSD	11/28/19	11/28/19
05	COMP-2 (10X)	CE67556 (10X)	11/28/19	11/28/19
06				
07				
08				
09				
10				
11				
12				
13				
14				
15				
16				
17				
18				
19				
20				
21				
22				
23				
24				
25				

COMMENTS:

FORM IV HERB

8B
HERBICIDE ANALYTICAL SEQUENCE

Lab Name: Phoenix Environmental Labs Client: NETC

Lab Code: Phoenix Case No.: SAS No.: SDG No.: GCE67556

Lab File Id: N12A007A Date Analyzed: 11/12/19

Instrument ID: ECD12 Time Analyzed: 14:57

GC Col A: CLP Pest 1 ID: 0.53

1-bromo-2-nitrobenzene	INTERNAL STD AREA #	RT #
12 HOUR STD	386481	6.33
UPPER LIMIT	792286	6.83
LOWER LIMIT	191308	5.83

	CLIENT ID	LAB ID	FILE ID	INTERNAL STD AREA	RT	DATE ANALYZED	TIME ANALYZED
01	h5;18i	h5;18i	N12A005A	392692	6.32	11/12/19	14:57
02	h4;18j	h4;18j	N12A006A	383207	6.33	11/12/19	15:21
03	h3;18k	h3;18k	N12A007A	386481	6.33	11/12/19	15:45
04	h2;18l	h2;18l	N12A008A	391840	6.34	11/12/19	16:09
05	h1;18m	h1;18m	N12A009	397068	6.35	11/12/19	16:33
06							
07							
08							
09							
10							
11							
12							
13							
14							
15							
16							
17							
18							
19							
20							
21							
22							
23							
24							
25							
26							

AREA UPPER LIMIT = +100% of internal standard area
AREA LOWER LIMIT = - 50% of internal standard area
RT UPPER LIMIT = +0.50 minutes of internal standard RT
RT LOWER LIMIT = -0.50 minutes of internal standard RT

Column used to flag internal standard area values with an asterisk.
* Values outside of QC limits.

FORM VIII HERB

8B
HERBICIDE ANALYTICAL SEQUENCE

Lab Name: Phoenix Environmental Labs Client: NETC

Lab Code: Phoenix Case No.: SAS No.: SDG No.: GCE67556

Lab File Id: N12B007A Date Analyzed: 11/12/19

Instrument ID: ECD12 Time Analyzed: 14:57

GC Col B: CLP Pest 2 ID: 0.53

1-bromo-2-nitrobenzene	INTERNAL STD AREA #	RT #
12 HOUR STD	499427	7.22
UPPER LIMIT	1023826	7.72
LOWER LIMIT	247217	6.72

	CLIENT ID	LAB ID	FILE ID	INTERNAL STD AREA	RT	DATE ANALYZED	TIME ANALYZED
01	h5;18i	h5;18i	N12B005A	482435	7.19	11/12/19	14:57
02	h4;18j	h4;18j	N12B006A	496070	7.21	11/12/19	15:21
03	h3;18k	h3;18k	N12B007A	499427	7.22	11/12/19	15:45
04	h2;18l	h2;18l	N12B008A	496458	7.22	11/12/19	16:09
05	h1;18m	h1;18m	N12B009	515527	7.24	11/12/19	16:33
06							
07							
08							
09							
10							
11							
12							
13							
14							
15							
16							
17							
18							
19							
20							
21							
22							
23							
24							
25							
26							

AREA UPPER LIMIT = +100% of internal standard area
AREA LOWER LIMIT = - 50% of internal standard area
RT UPPER LIMIT = +0.50 minutes of internal standard RT
RT LOWER LIMIT = -0.50 minutes of internal standard RT

Column used to flag internal standard area values with an asterisk.
* Values outside of QC limits.

FORM VIII HERB

8B
HERBICIDE ANALYTICAL SEQUENCE

Lab Name: Phoenix Environmental Labs Client: NETC

Lab Code: Phoenix Case No.: SAS No.: SDG No.: GCE67556

Lab File Id: N27A038 Date Analyzed: 11/28/19

Instrument ID: ECD12 Time Analyzed: 01:18

GC Col A: CLP Pest 1 ID: 0.53

1-bromo-2-nitrobenzene	INTERNAL STD AREA #	RT #
12 HOUR STD	414528	6.29
UPPER LIMIT	849782	6.79
LOWER LIMIT	205191	5.79

	CLIENT ID	LAB ID	FILE ID	INTERNAL STD AREA	RT	DATE ANALYZED	TIME ANALYZED
01	hex	hex	N27A037	349594	6.30	11/28/19	00:06
02	h3cc;18u	h3cc;18u	N27A038	414528	6.29	11/28/19	00:30
03	CE67556 BL	CE67556 BL	N27A040	374472	6.27	11/28/19	01:18
04	CE67556 LCS	CE67556 LCS	N27A041	378187	6.27	11/28/19	01:42
05	CE67556 LCSD	CE67556 LCSD	N27A042	374922	6.28	11/28/19	02:07
06	COMP-2 MS	CE67556 MS	N27A043	385039	6.28	11/28/19	02:31
07	COMP-2 MSD	CE67556 MSD	N27A044	384947	6.29	11/28/19	02:55
08	hex	hex	N27A049	379446	6.27	11/28/19	04:54
09							
10							
11							
12							
13							
14							
15							
16							
17							
18							
19							
20							
21							
22							
23							
24							
25							
26							

AREA UPPER LIMIT = +100% of internal standard area
AREA LOWER LIMIT = - 50% of internal standard area
RT UPPER LIMIT = +0.50 minutes of internal standard RT
RT LOWER LIMIT = -0.50 minutes of internal standard RT

Column used to flag internal standard area values with an asterisk.
* Values outside of QC limits.

FORM VIII HERB

8B
HERBICIDE ANALYTICAL SEQUENCE

Lab Name: Phoenix Environmental Labs Client: NETC

Lab Code: Phoenix Case No.: SAS No.: SDG No.: GCE67556

Lab File Id: N27A050 Date Analyzed: 11/28/19

Instrument ID: ECD12 Time Analyzed: 08:29

GC Col A: CLP Pest 1 ID: 0.53

1-bromo-2-nitrobenzene	INTERNAL STD AREA #	RT #
12 HOUR STD	410016	6.26
UPPER LIMIT	840534	6.76
LOWER LIMIT	202958	5.76

	CLIENT ID	LAB ID	FILE ID	INTERNAL STD AREA	RT	DATE ANALYZED	TIME ANALYZED
01	h3cc;18u	h3cc;18u	N27A050	410016	6.26	11/28/19	05:18
02	COMP-2 (10X)	CE67556 (10X)	N27A058	371195	6.26	11/28/19	08:29
03	hex	hex	N27A061	366137	6.26	11/28/19	09:41
04	h3cc;18u	h3cc;18u	N27A062	425315	6.26	11/28/19	10:05
05							
06							
07							
08							
09							
10							
11							
12							
13							
14							
15							
16							
17							
18							
19							
20							
21							
22							
23							
24							
25							
26							

AREA UPPER LIMIT = +100% of internal standard area
AREA LOWER LIMIT = - 50% of internal standard area
RT UPPER LIMIT = +0.50 minutes of internal standard RT
RT LOWER LIMIT = -0.50 minutes of internal standard RT

Column used to flag internal standard area values with an asterisk.
* Values outside of QC limits.

FORM VIII HERB

8B
HERBICIDE ANALYTICAL SEQUENCE

Lab Name: Phoenix Environmental Labs Client: NETC

Lab Code: Phoenix Case No.: SAS No.: SDG No.: GCE67556

Lab File Id: N27B038 Date Analyzed: 11/28/19

Instrument ID: ECD12 Time Analyzed: 01:18

GC Col B: CLP Pest 2 ID: 0.53

1-bromo-2-nitrobenzene	INTERNAL STD AREA #	RT #
12 HOUR STD	516312	7.19
UPPER LIMIT	1058439	7.69
LOWER LIMIT	255574	6.69

	CLIENT ID	LAB ID	FILE ID	INTERNAL STD AREA	RT	DATE ANALYZED	TIME ANALYZED
01	hex	hex	N27B037	454915	7.20	11/28/19	00:06
02	h3cc;18u	h3cc;18u	N27B038	516312	7.19	11/28/19	00:30
03	CE67556 BL	CE67556 BL	N27B040	483922	7.17	11/28/19	01:18
04	CE67556 LCS	CE67556 LCS	N27B041	479314	7.17	11/28/19	01:42
05	CE67556 LCSD	CE67556 LCSD	N27B042	469875	7.18	11/28/19	02:07
06	COMP-2 MS	CE67556 MS	N27B043	485160	7.18	11/28/19	02:31
07	COMP-2 MSD	CE67556 MSD	N27B044	487956	7.19	11/28/19	02:55
08	hex	hex	N27B049	496557	7.18	11/28/19	04:54
09							
10							
11							
12							
13							
14							
15							
16							
17							
18							
19							
20							
21							
22							
23							
24							
25							
26							

AREA UPPER LIMIT = +100% of internal standard area
AREA LOWER LIMIT = - 50% of internal standard area
RT UPPER LIMIT = +0.50 minutes of internal standard RT
RT LOWER LIMIT = -0.50 minutes of internal standard RT

Column used to flag internal standard area values with an asterisk.
* Values outside of QC limits.

FORM VIII HERB

8B
HERBICIDE ANALYTICAL SEQUENCE

Lab Name: Phoenix Environmental Labs Client: NETC

Lab Code: Phoenix Case No.: SAS No.: SDG No.: GCE67556

Lab File Id: N27B050 Date Analyzed: 11/28/19

Instrument ID: ECD12 Time Analyzed: 08:29

GC Col B: CLP Pest 2 ID: 0.53

1-bromo-2-nitrobenzene	INTERNAL STD AREA #	RT #
12 HOUR STD	508253	7.17
UPPER LIMIT	1041918	7.67
LOWER LIMIT	251585	6.67

	CLIENT ID	LAB ID	FILE ID	INTERNAL STD AREA	RT	DATE ANALYZED	TIME ANALYZED
01	h3cc;18u	h3cc;18u	N27B050	508253	7.17	11/28/19	05:18
02	COMP-2 (10X)	CE67556 (10X)	N27B058	497616	7.16	11/28/19	08:29
03	hex	hex	N27B061	487804	7.16	11/28/19	09:41
04	h3cc;18u	h3cc;18u	N27B062	530178	7.16	11/28/19	10:05
05							
06							
07							
08							
09							
10							
11							
12							
13							
14							
15							
16							
17							
18							
19							
20							
21							
22							
23							
24							
25							
26							

AREA UPPER LIMIT = +100% of internal standard area
AREA LOWER LIMIT = - 50% of internal standard area
RT UPPER LIMIT = +0.50 minutes of internal standard RT
RT LOWER LIMIT = -0.50 minutes of internal standard RT

Column used to flag internal standard area values with an asterisk.
* Values outside of QC limits.

FORM VIII HERB

1D
HERBICIDE ORGANICS ANALYSIS DATA SHEET

CLIENT SAMPLE NO.

COMP-2

Lab Name: Phoenix Environmental Client: NETC

Lab Code: Phoenix Instr: ECD12 Column.: CLP Pest 1 0.53 SDG No.: GCE67556

Matrix: (soil/water) SOIL Lab Sample ID: CE67556

Sample wt/vol: 30.26 (g/mL) g Lab File ID: N27A058

% Moisture: 11 decanted: (Y/N) N Date Received: 11/25/19

Extraction: (SepF/Cont/ASE) Sonc Date Extracted: 11/26/19

Concentrated Extract Volume: 5000 (uL) Date Analyzed: 11/28/19

Injection Volume: 1 (ul) Dilution Factor: 10

CONCENTRATION UNITS: ug/Kg

CAS NO.	COMPOUND	CF	CONC	P/C	Q	MDL	PQL
93-76-5	2,4,5-T	1.153	93	C	U	93	93
93-72-1	2,4,5-TP (Silvex)	NA	93	C	U	93	93
94-75-7	2,4-D	0.292	190	C	U	190	190
94-82-6	2,4-DB	0.128	1900	C	U	1900	1900
75-99-0	Dalapon	NA	93	C	U	93	93
1918-00-9	Dicamba	NA	93	C	U	93	93
120-36-5	Dichloroprop	NA	190	C	U	190	190
88-85-7	Dinoseb	NA	190	C	U	190	190
19719-28-9	% DCAA (Surrogate Rec)	0.206	64	C		%	%

88-85-7 Sample PQL Calc: (100raw * 10df * 5fv) / (30.26wt-vol * 0.89%sol) = 190

Both channels need to have the compound detected for a concentration to be reported on either channel.
U1=Due to matrix interference and/or the presence of a large amount of non-target material, the reporting level for this compound has been elevated.
U2=The presence of this compound was not confirmed by the analyst based on the characteristic pattern matching of multi-component parameters, retention time, and/or peak shape.

P/C: P=Primary Result C=Confirmation Result X=Not Used CF=Calculated Calibration/Response Factor MC=Multi-Component

1D
HERBICIDE ORGANICS ANALYSIS DATA SHEET

CLIENT SAMPLE NO.

COMP-2

Lab Name: Phoenix Environmental Client: NETC

Lab Code: Phoenix Instr: ECD12 Column.: CLP Pest 2 0.53 SDG No.: GCE67556

Matrix: (soil/water) SOIL Lab Sample ID: CE67556

Sample wt/vol: 30.26 (g/mL) g Lab File ID: N27B058

% Moisture: 11 decanted: (Y/N) N Date Received: 11/25/19

Extraction: (SepF/Cont/ASE) Sonc Date Extracted: 11/26/19

Concentrated Extract Volume: 5000 (uL) Date Analyzed: 11/28/19

Injection Volume: 1 (ul) Dilution Factor: 10

CONCENTRATION UNITS: ug/Kg

CAS NO.	COMPOUND	CF	CONC	P/C	Q	MDL	PQL
93-76-5	2,4,5-T	NA	93	P	U	93	93
93-72-1	2,4,5-TP (Silvex)	NA	93	P	U	93	93
94-75-7	2,4-D	0.343	190	P	U	190	190
94-82-6	2,4-DB	NA	1900	P	U	1900	1900
75-99-0	Dalapon	NA	93	P	U	93	93
1918-00-9	Dicamba	NA	93	P	U	93	93
120-36-5	Dichloroprop	0.268	190	P	U	190	190
88-85-7	Dinoseb	0.977	190	P	U	190	190
19719-28-9	% DCAA (Surrogate Rec)	0.242	70	P		%	%

88-85-7 Sample PQL Calc: (100raw * 10df * 5fv) / (30.26wt-vol * 0.89%sol) = 190

Both channels need to have the compound detected for a concentration to be reported on either channel.
U1=Due to matrix interference and/or the presence of a large amount of non-target material, the reporting level for this compound has been elevated.
U2=The presence of this compound was not confirmed by the analyst based on the characteristic pattern matching of multi-component parameters, retention time, and/or peak shape.

P/C: P=Primary Result C=Confirmation Result X=Not Used CF=Calculated Calibration/Response Factor MC=Multi-Component

Client Id: COMP-2

Software Version: 4.1<1L22>
Date: 11/30/2019 07:39 PM
Sample Name : 67556 10x
Data File : E:\TC2019\ECD12\11-NOV\N27A058.RAW Date: 11/28/2019 08:29 AM
Sequence File: E:\TC2019\ECD12\11-NOV\HERB.SEQ Cycle: 674 Channel : A
Instrument : AUTOECD_12 Rack/Vial: 0/0 Operator: jrb
Sample Amount : 1.0000 Dilution Factor : 1.00

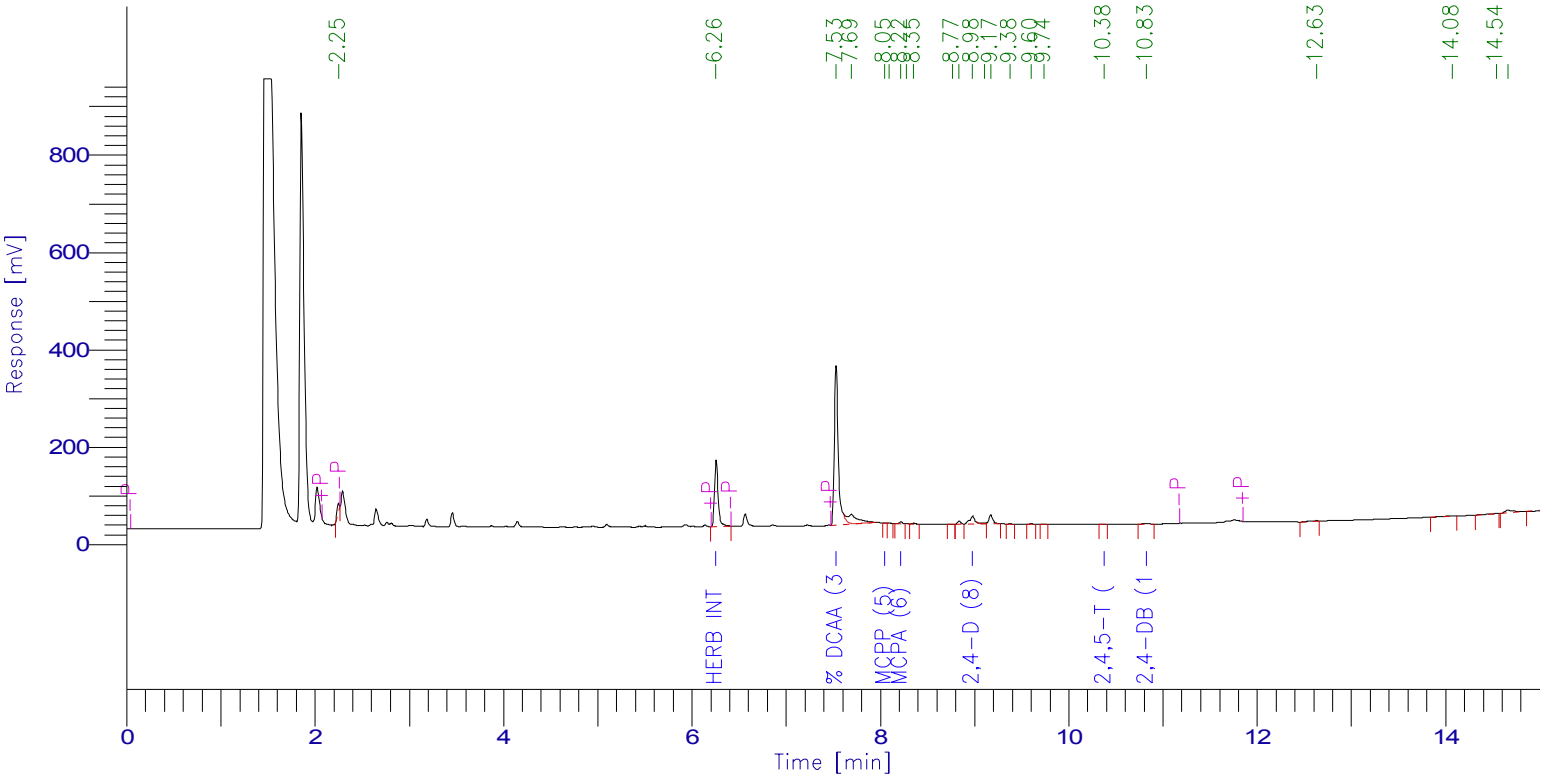

HERBICIDES REPORT

Peak #	Time [min]	Component Name	Raw Amount	Area [µV·s]	Surrogate Rec (%)	Spk 15000
0	2.119	Dalapon (1)	0.0000	0.00	0	0
2	6.259	Herb Int Std (2)	100.0000	371194.72	20	1
3	7.531	% DCAA (3)	1276.5370	974823.36	255	9
0	7.773	Dicamba (4)	0.0000	0.00	0	0
5	8.048	MCPP (5)	581.2504	1647.13	116	4
7	8.221	MCPA (6)	2580.8810	11150.40	516	17
0	8.702	Dichloroprop (7)	0.0000	0.00	0	0
12	8.980	2,4-D (8)	59.2032	64062.04	12	0
0	9.301	Pentachlorophenol (9	0.0000	0.00	0	0
0	9.973	2,4,5-TP (10)	0.0000	0.00	0	0
18	10.376	2,4,5-T (11)	0.3074	1315.84	6e-02	2e-03
19	10.826	2,4-DB (12)	20.5569	9765.12	4	0
0	11.977	Pichloram	0.0000	0.00	0	0
0	12.050	Dinoseb	0.0000	0.00	0	0
			4618.7358	1433958.62	924	31

==========

Surrogate Level = 500 ppb

==========

Client Id: COMP-2

Software Version: 4.1<1L22>
Date: 11/30/2019 07:39 PM
Sample Name : 67556 10x
Data File : E:\TC2019\ECD12\11-NOV\N27B058.RAW Date: 11/28/2019 08:29 AM
Sequence File: E:\TC2019\ECD12\11-NOV\HERB.SEQ Cycle: 674 Channel : B
Instrument : AUTOECD_12 Rack/Vial: 0/0 Operator: jrb
Sample Amount : 1.0000 Dilution Factor : 1.00

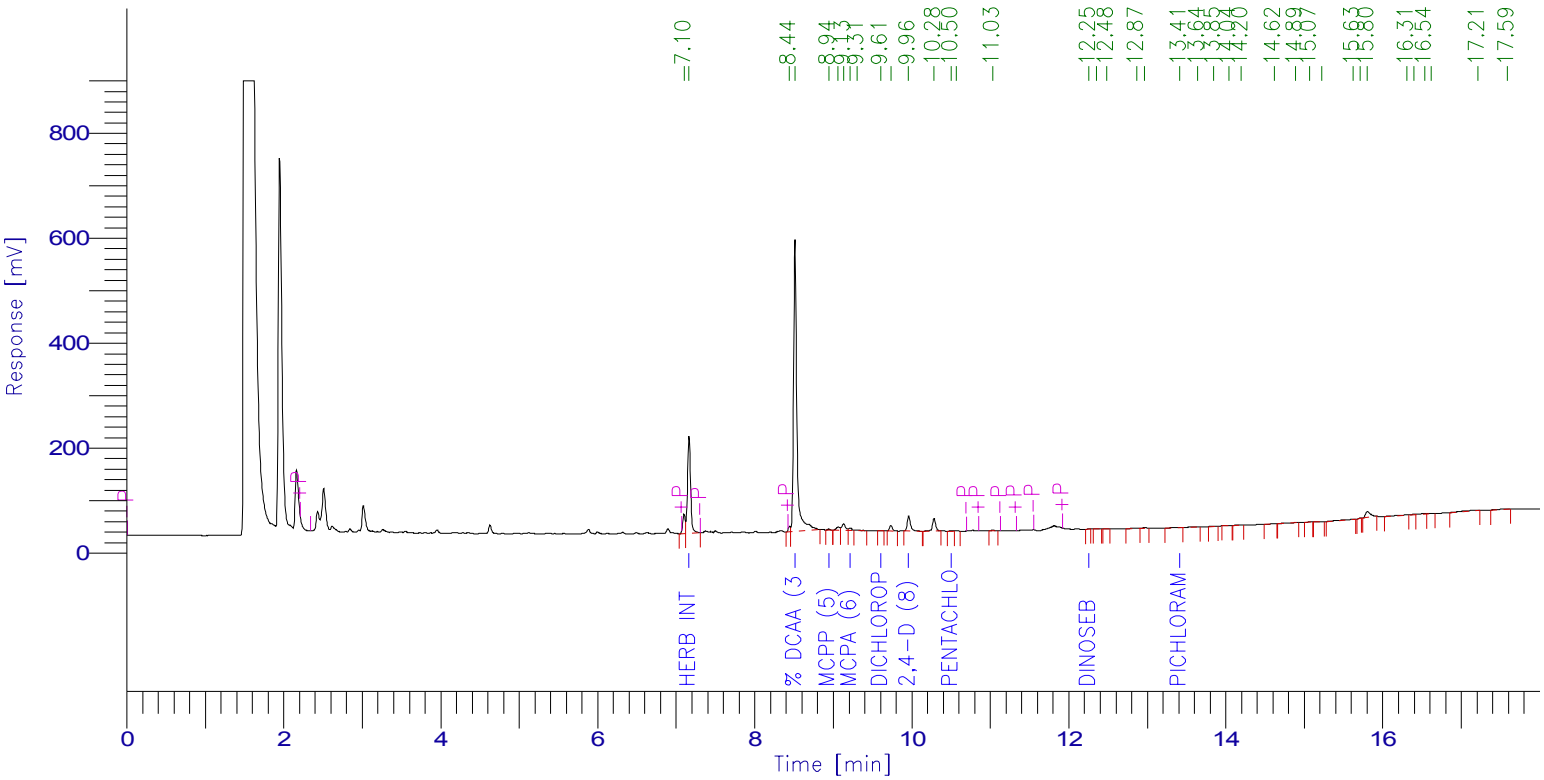

HERBICIDES REPORT

Peak #	Time [min]	Component Name	Raw Amount	Area [µV·s]	Surrogate Rec (%)	Spk 15000
0	2.256	Dalapon (1)	0.0000	0.00	0	0
2	7.163	Herb Int Std (2)	100.0000	497616.16	20	1
4	8.513	% DCAA (3)	1391.2003	1678764.97	278	9
0	8.806	Dicamba (4)	0.0000	0.00	0	0
5	8.942	MCPP (5)	633.5035	3819.20	127	4
8	9.216	MCPA (6)	1347.2531	12494.88	269	9
10	9.609	Dichloroprop (7)	0.8725	1162.40	0	6e-03
12	9.961	2,4-D (8)	52.0427	88784.00	10	0
14	10.500	Pentachlorophenol (9	0.1366	2301.38	3e-02	9e-04
0	11.040	2,4,5-TP (10)	0.0000	0.00	0	0
0	11.472	2,4,5-T (11)	0.0000	0.00	0	0
0	12.031	2,4-DB (12)	0.0000	0.00	0	0
17	12.253	Dinoseb	0.1594	774.72	3e-02	1e-03
22	13.409	Pichloram	1.3210	9423.21	0	9e-03
			3526.4893	2295140.92	705	24

==========

Surrogate Level = 500 ppb

==========

6D

HERBICIDE INITIAL CALIBRATION OF SINGLE COMPONENT ANALYTES

Lab Name: Phoenix Environmental Client: NETC

Lab Code: Phoenix Case No.: SAS No.: SDG No.: GCE67556

Instrument ID: ECD12

GC Col A: CLP Pest 1 ID: 0.53 (mm) Date(s) Analyzed: 11/12/19 11/12/19

Method File: HRBN12AI

COMPOUND	RT OF STANDARDS			MEAN	RT WINDOW	
	LOW N12A009	MID N12A007A	HIGH N12A005A	RT	FROM	TO
2,4,5-T	10.37	10.38	10.34	10.36	10.31	10.41
2,4,5-TP (Silvex)	10.06	10.07	10.03	10.05	10.00	10.10
2,4-D	9.06	9.07	9.03	9.05	9.00	9.10
2,4-DB	10.97	10.98	10.94	10.96	10.92	11.02
Dalapon	2.13	2.14	2.13	2.13	2.08	2.18
Dicamba	7.85	7.84	7.82	7.84	7.79	7.89
Dichloroprop	8.78	8.78	8.75	8.77	8.72	8.82
Dinoseb	12.15	12.16	12.12	12.14	12.09	12.19
% DCAA (Surrogate Rec)	7.61	7.60	7.58	7.60	7.55	7.65

Retention time windows are ± 0.05 minutes for all compounds that elute
Retention time windows are ± 0.05 minutes for all compounds.

FORM VI HERB

6D
HERBICIDE INITIAL CALIBRATION OF SINGLE COMPONENT ANALYTES

Lab Name: Phoenix Environmental Client: NETC

Lab Code: Phoenix Case No.: SAS No.: SDG No.: GCE67556

Instrument ID: ECD12

GC Col B: CLP Pest 2 ID: 0.53 (mm) Date(s) Analyzed: 11/12/19 11/12/19

Method File: HRBN12BI

COMPOUND	RT OF STANDARDS			MEAN	RT WINDOW	
	LOW N12B009	MID N12B007A	HIGH N12B005A	RT	FROM	TO
2,4,5-T	11.48	11.49	11.44	11.47	11.42	11.52
2,4,5-TP (Silvex)	11.05	11.06	11.01	11.04	10.98	11.08
2,4-D	10.09	10.10	10.05	10.08	10.02	10.12
2,4-DB	12.04	12.05	12.00	12.03	11.97	12.07
Dalapon	2.25	2.27	2.24	2.25	2.20	2.30
Dicamba	8.82	8.82	8.78	8.81	8.75	8.85
Dichloroprop	9.71	9.71	9.67	9.70	9.64	9.74
Dinoseb	12.40	12.41	12.36	12.39	12.33	12.43
% DCAA (Surrogate Rec)	8.58	8.58	8.54	8.57	8.51	8.61

Retention time windows are ± 0.05 minutes for all compounds that elute
Retention time windows are ± 0.05 minutes for all compounds.

FORM VI HERB

6E

HERBICIDE INITIAL CALIBRATION OF SINGLE COMPONENT ANALYTES (FACTORS)

Lab Name: Phoenix Environmental Client: NETC

Lab Code: Phoenix Case No.: SAS No.: SDG No.: GCE67556

Instr ID: ECD12 Levels: 5

GC Col A: ID: (mm) Analysis Dates: 11/12/19 - 11/12/19

Method File: HRBN12AI

CALIBRATION FACTORS

COMPOUND	Level 1 N12A009	Level 2 N12A008A	Level 3 N12A007A	Level 4 N12A006A	Level 5 N12A005A	Level 6	Level 7		MEAN	%RSD	*
2,4,5-T	1.266	1.210	1.148	1.098	1.042				1.153	7.68	
2,4,5-TP (Silvex)	1.275	1.225	1.163	1.117	1.063				1.169	7.18	
2,4-D	0.316	0.298	0.282	0.270					0.292	6.89	
2,4-DB	0.140	0.135	0.127	0.122	0.116				0.128	7.70	
Dalapon	0.417	0.393	0.373	0.364	0.363				0.382	6.03	
Dicamba	0.945	0.897	0.857	0.829	0.799				0.865	6.58	
Dichloroprop	0.257	0.242	0.230	0.220	0.211				0.232	7.85	
Dinoseb	0.943	0.905	0.854	0.826	0.789				0.864	7.11	
% DCAA (Surrogate Rec)	0.248	0.214	0.200	0.187	0.179				0.206	13.33	

%RSD must be less than or equal 20.0% for all compounds. (*) Criteria exceeded.

FORM VI HERB

6E

HERBICIDE INITIAL CALIBRATION OF SINGLE COMPONENT ANALYTES (FACTORS)

Lab Name: Phoenix Environmental Client: NETC

Lab Code: Phoenix Case No.: SAS No.: SDG No.: GCE67556

Instr ID: ECD12 Levels: 5

GC Col B: ID: (mm) Analysis Dates: 11/12/19 - 11/12/19

Method File: HRBN12BI

CALIBRATION FACTORS

COMPOUND	Level 1 N12B009	Level 2 N12B008A	Level 3 N12B007A	Level 4 N12B006A	Level 5 N12B005A	Level 6	Level 7		MEAN	%RSD	*
2,4,5-T	1.321	1.306	1.190	1.160	1.135				1.223	6.99	
2,4,5-TP (Silvex)	1.303	1.299	1.198	1.176	1.178				1.231	5.24	
2,4-D	0.366	0.359	0.334	0.320	0.336				0.343	5.48	
2,4-DB	0.158	0.158	0.147	0.144	0.144				0.150	4.97	
Dalapon	0.458	0.446	0.408	0.398	0.426				0.427	5.87	
Dicamba	1.002	0.968	0.917	0.889	0.909				0.937	4.97	
Dichloroprop	0.289	0.278	0.263	0.252	0.257				0.268	5.75	
Dinoseb	1.058	1.052	0.940	0.910	0.924				0.976	7.39	
% DCAA (Surrogate Rec)	0.287	0.255	0.233	0.219	0.219				0.242	11.77	

%RSD must be less than or equal 20.0% for all compounds. (*) Criteria exceeded.

FORM VI HERB

Turbochrom Method File : E:\TC2019\ECD12\11-NOV\HRBN12AI.MTH
Created by : am on : 11/13/2019 11:19 AM
Edited by : JRB on : 11/27/2019 08:01 AM
Description : HERBICIDE w internal standard

Number of Times Edited : 9
Number of Times Calibrated : 5924

Instrument Conditions :

Instrument Control Method:
Instrument name : AUTOECD2

Channel Parameters:
Data will be collected from both channels

Channel A signal source: DetA		Channel B signal source: DetB	
Analog Output	: INT	Analog Output	: INT
Attenuation	: -3	Attenuation	: -3
Offset	: 5.0 mV	Offset	: 5.0 mV

Delay Time : 0.00 min.
Run Time : 16.60 min.
Sampling Rate : 25.0000 pts/s

Autosampler Method:

Injection Volume	: 1.0 µl	Pre-Sequence Washes	: 0
Injection Speed	: NORM	Sample Washes	: 2
Viscosity Delay	: 0	Sample Pumps	: 6
Waste Vial	: 1	Solvent A Washes	: 2

Carriers Parameters:
Carrier A control : Press - PSIG
Initial Setpoint : 14.0 Initial Hold : 999.00 min

Carrier B control : NONE
Initial Setpoint : 0 Initial Hold : 0.00 min

Auxiliary Pneumatic 1 :
Auxiliary Pneumatic 1 setpoint : 0
Auxiliary Pneumatic 2 :
Auxiliary Pneumatic 2 setpoint : 0
Auxiliary Pneumatic 3 :
Auxiliary Pneumatic 3 setpoint : 0
Auxiliary Pneumatic 4 :
Auxiliary Pneumatic 4 setpoint : 0

Valve configuration and settings:

Valve 1 : VALVE OFF	Valve 2 : NONE
Valve 3 : NONE	Valve 4 : NONE
Valve 5 : NONE	Valve 6 : NONE

Detector Parameters:

Detector A : ECD		Detector B : ECD	
Range	: 1	Range	: 1
Time Constant	: 200	Time Constant	: 200

Autozero : ON
Ref Gas Flow : 30.0 mL/m
MkUp Gas Flow : 0.0 mL/m

Autozero : ON
Ref Gas Flow : 30.0 mL/m
MkUp Gas Flow : 0.0 mL/m

Heated Zones:

Injector A :
Injector A Setpoint : 250°
Injector B :
Injector B Setpoint : OFF
Detector A : 380°
Detector B : 380°
Auxiliary (NONE) : 0°

Oven Program:

Cryogenics : OFF
Initial Temp : 130°
Maximum Temp : 350°
Initial Hold : 1.00 min
Equilibration Time : 2.0 min
Ramp 1 : 12.5 °/min to 300°, hold for 2.00 min

Total Run Time : 16.60 min

Timed Events:

There are no timed events in the method

Real Time Plot Parameters :

Channel A -- Pages: 1 Offset: 0.000 mV Scale: 1000.000 mV
Channel B -- Pages: 1 Offset: 0.000 mV Scale: 1000.000 mV

Processing Parameters :

Bunch Factor : 1 points
Noise Threshold : 73 µV
Area Threshold : 367.00 µV

Peak Separation Criteria
Width Ratio : 0.200
Valley-to-Peak Ratio : 0.010

Exponential Skim Criteria
Peak Height Ratio : 5.000
Adjusted Height Ratio : 4.000
Valley Height Ratio : 3.000

Baseline Timed Events :

Event #1 - -P at 0.045
Event #2 - +P at 2.077
Event #3 - -P at 2.265
Event #4 - +P at 6.208
Event #5 - -P at 6.415
Event #6 - +P at 7.477
Event #7 - -P at 11.182
Event #8 - +P at 11.854

Annotated Replot Parameters :

No replot will be printed

Report Format files :
No report format files given

User Programs :
No user programs will be executed

Global Information :
Default Sample Volume : 1.000 ul
Quantitation Units :
Void Time : 0.000 min
Correct amounts during calibration : NO
Reject outliers during calibration : NO
An Internal Standard calibration will be used
Unknown peaks will use the response factor of the nearest reference peak

Component Information :
Dalapon (1)
Component Type : Single Peak Component
Retention Time : 2.135 min Search Window: 1.10 s, 1.00 %
Reference Component: Herb Int Std (2)
Find peak closest to expected RT in window
Internal Standard : Herb Int Std (2)
Use Average Calibration Factor (Area ratio / Amount ratio)
User Values:
Label :
Value 1: 0.000000
Value 2: 0.000000
Value 3: 0.000000
Value 4: 0.000000
Value 5: 0.000000
Calibration Levels:

Level Name	Amount	Area	Height	ISTD Resp.	ISTD Amt.	# Replicates
1	50.0000	82783.20	27937.07	0.2085	0.5000	1
2	75.0000	115454.56	41202.50	0.2946	0.7500	1
3	100.0000	144092.48	50291.69	0.3728	1.0000	1
4	125.0000	174412.80	63425.92	0.4551	1.2500	1
5	150.0000	213566.40	71697.38	0.5439	1.5000	1

Average Calibration Factor = 0.381870 (%RSD = 6.03)

Herb Int Std (2)
Component Type : Single Peak Component
Retention Time : 6.332 min Search Window: 1.00 s, 1.00 %
Reference Component:
Find peak closest to expected RT in window
Internal Standard :
Use Average Calibration Factor (Area ratio / Amount ratio)
User Values:
Label :
Value 1: 0.000000
Value 2: 0.000000
Value 3: 0.000000
Value 4: 0.000000
Value 5: 0.000000

Calibration Levels:

Level Name	Amount	Area	Height	ISTD Resp.	ISTD Amt.	# Replicates
1	100.0000	397067.52	166556.92	1.0000	1.0000	1
2	100.0000	391839.68	167269.92	1.0000	1.0000	1
3	100.0000	386480.80	162125.76	1.0000	1.0000	1
4	100.0000	383206.72	163801.81	1.0000	1.0000	1
5	100.0000	392691.84	165307.92	1.0000	1.0000	1

Average Calibration Factor = 1.000000 (%RSD = 0.00)

% DCAA (3)

Component Type : Single Peak Component
Retention Time : 7.593 min Search Window: 0.50 s, 0.50 %
Reference Component: Herb Int Std (2)
Find peak closest to expected RT in window
Internal Standard : Herb Int Std (2)
Use Average Calibration Factor (Area ratio / Amount ratio)
User Values:
Label :
Value 1: 0.000000
Value 2: 0.000000
Value 3: 0.000000
Value 4: 0.000000
Value 5: 0.000000
Calibration Levels:

Level Name	Amount	Area	Height	ISTD Resp.	ISTD Amt.	# Replicates
1	200.0000	197335.38	80255.97	0.4970	2.0000	1
2	400.0000	336156.91	135219.11	0.8579	4.0000	1
3	600.0000	462778.32	185532.27	1.1974	6.0000	1
4	800.0000	574181.97	231464.67	1.4984	8.0000	1
5	1000.0000	702151.68	282969.11	1.7880	10.0000	1

Average Calibration Factor = 0.205727 (%RSD = 13.33)

Dicamba (4)

Component Type : Single Peak Component
Retention Time : 7.833 min Search Window: 0.50 s, 0.50 %
Reference Component: Herb Int Std (2)
Find peak closest to expected RT in window
Internal Standard : Herb Int Std (2)
Use Average Calibration Factor (Area ratio / Amount ratio)
User Values:
Label :
Value 1: 0.000000
Value 2: 0.000000
Value 3: 0.000000
Value 4: 0.000000
Value 5: 0.000000
Calibration Levels:

Level Name	Amount	Area	Height	ISTD Resp.	ISTD Amt.	# Replicates
1	50.0000	187530.88	77616.42	0.4723	0.5000	1
2	75.0000	263509.28	107476.21	0.6725	0.7500	1
3	100.0000	331215.04	134489.27	0.8570	1.0000	1
4	125.0000	397260.80	161621.23	1.0367	1.2500	1
5	150.0000	470886.72	189603.03	1.1991	1.5000	1

Average Calibration Factor = 0.865399 (%RSD = 6.58)

MCPP (5)

Component Type : Single Peak Component
Retention Time : 8.107 min Search Window: 0.50 s, 0.50 %

Reference Component: Herb Int Std (2)
Find peak closest to expected RT in window
Internal Standard : Herb Int Std (2)
Use Average Calibration Factor (Area ratio / Amount ratio)
User Values:
Label :
Value 1: 0.000000
Value 2: 0.000000
Value 3: 0.000000
Value 4: 0.000000
Value 5: 0.000000
Calibration Levels:

Level Name	Amount	Area	Height	ISTD Resp.	ISTD Amt.	# Replicates
1	15000.0000	47806.40	21000.86	0.1204	150.0000	1
2	22500.0000	69825.92	29849.61	0.1782	225.0000	1
3	30000.0000	88799.20	36941.44	0.2298	300.0000	1
4	37500.0000	107774.72	45228.85	0.2812	375.0000	1
5	45000.0000	124859.84	52397.80	0.3180	450.0000	1

Average Calibration Factor = 0.000763 (%RSD = 4.98)

MCPA (6)
Component Type : Single Peak Component
Retention Time : 8.301 min Search Window: 0.50 s, 0.50 %
Reference Component: Herb Int Std (2)
Find peak closest to expected RT in window
Internal Standard : Herb Int Std (2)
Use Average Calibration Factor (Area ratio / Amount ratio)
User Values:
Label :
Value 1: 0.000000
Value 2: 0.000000
Value 3: 0.000000
Value 4: 0.000000
Value 5: 0.000000
Calibration Levels:

Level Name	Amount	Area	Height	ISTD Resp.	ISTD Amt.	# Replicates
1	15000.0000	75852.16	31203.70	0.1910	150.0000	1
2	22500.0000	106843.52	43292.51	0.2727	225.0000	1
3	30000.0000	134128.64	54927.07	0.3471	300.0000	1
4	37500.0000	162674.24	65881.58	0.4245	375.0000	1
5	45000.0000	184715.68	76794.31	0.4704	450.0000	1

Average Calibration Factor = 0.001164 (%RSD = 7.37)

Dichloroprop (7)
Component Type : Single Peak Component
Retention Time : 8.769 min Search Window: 0.50 s, 0.50 %
Reference Component: Herb Int Std (2)
Find peak closest to expected RT in window
Internal Standard : Herb Int Std (2)
Use Average Calibration Factor (Area ratio / Amount ratio)
User Values:
Label :
Value 1: 0.000000
Value 2: 0.000000
Value 3: 0.000000
Value 4: 0.000000
Value 5: 0.000000

Calibration Levels:

Level Name	Amount	Area	Height	ISTD Resp.	ISTD Amt.	# Replicates
1	100.0000	102178.24	40760.37	0.2573	1.0000	1
2	150.0000	142018.24	56069.39	0.3624	1.5000	1
3	200.0000	177972.80	70066.33	0.4605	2.0000	1
4	250.0000	211132.48	82730.69	0.5510	2.5000	1
5	300.0000	248178.56	98023.45	0.6320	3.0000	1

Average Calibration Factor = 0.232051 (%RSD = 7.85)

2,4-D (8)

Component Type : Single Peak Component
Retention Time : 9.052 min Search Window: 0.50 s, 0.50 %
Reference Component: Herb Int Std (2)
Find peak closest to expected RT in window
Internal Standard : Herb Int Std (2)
Use Average Calibration Factor (Area ratio / Amount ratio)
User Values:
Label :
Value 1: 0.000000
Value 2: 0.000000
Value 3: 0.000000
Value 4: 0.000000
Value 5: 0.000000
Calibration Levels:

Level Name	Amount	Area	Height	ISTD Resp.	ISTD Amt.	# Replicates
1	100.0000	125562.64	50387.48	0.3162	1.0000	1
2	150.0000	175021.10	69968.47	0.4467	1.5000	1
3	200.0000	218281.52	87126.21	0.5648	2.0000	1
4	250.0000	258323.36	102422.45	0.6741	2.5000	1

Average Calibration Factor = 0.291510 (%RSD = 6.89)

Pentachlorophenol (9)

Component Type : Single Peak Component
Retention Time : 9.327 min Search Window: 0.50 s, 0.50 %
Reference Component: Herb Int Std (2)
Find peak closest to expected RT in window
Internal Standard : Herb Int Std (2)
Use Average Calibration Factor (Area ratio / Amount ratio)
User Values:
Label :
Value 1: 0.000000
Value 2: 0.000000
Value 3: 0.000000
Value 4: 0.000000
Value 5: 0.000000
Calibration Levels:

Level Name	Amount	Area	Height	ISTD Resp.	ISTD Amt.	# Replicates
1	20.0000	266840.00	108599.91	0.6720	0.2000	1
2	30.0000	382312.80	153027.82	0.9757	0.3000	1
3	40.0000	481543.52	193630.57	1.2460	0.4000	1
4	50.0000	576256.48	228027.15	1.5038	0.5000	1
5	60.0000	688139.47	273664.64	1.7524	0.6000	1

Average Calibration Factor = 3.131101 (%RSD = 5.69)

2,4,5-TP (10)

Component Type : Single Peak Component
Retention Time : 10.050 min Search Window: 0.50 s, 0.50 %
Reference Component: Herb Int Std (2)

Find peak closest to expected RT in window
Internal Standard : Herb Int Std (2)
Use Average Calibration Factor (Area ratio / Amount ratio)
User Values:
Label :
Value 1: 0.000000
Value 2: 0.000000
Value 3: 0.000000
Value 4: 0.000000
Value 5: 0.000000
Calibration Levels:

Level Name	Amount	Area	Height	ISTD Resp.	ISTD Amt.	# Replicates
1	50.0000	253034.24	102091.19	0.6373	0.5000	1
2	75.0000	360031.84	143697.39	0.9188	0.7500	1
3	100.0000	449369.28	178678.98	1.1627	1.0000	1
4	125.0000	535271.36	211229.30	1.3968	1.2500	1
5	150.0000	626304.32	247943.13	1.5949	1.5000	1

Average Calibration Factor = 1.168612 (%RSD = 7.18)

2,4,5-T (11)
Component Type : Single Peak Component
Retention Time : 10.367 min Search Window: 0.50 s, 0.50 %
Reference Component: Herb Int Std (2)
Find peak closest to expected RT in window
Internal Standard : Herb Int Std (2)
Use Average Calibration Factor (Area ratio / Amount ratio)
User Values:
Label :
Value 1: 0.000000
Value 2: 0.000000
Value 3: 0.000000
Value 4: 0.000000
Value 5: 0.000000
Calibration Levels:

Level Name	Amount	Area	Height	ISTD Resp.	ISTD Amt.	# Replicates
1	50.0000	251402.56	99596.95	0.6331	0.5000	1
2	75.0000	355727.04	142433.79	0.9078	0.7500	1
3	100.0000	443744.00	173563.05	1.1482	1.0000	1
4	125.0000	525969.28	208218.85	1.3725	1.2500	1
5	150.0000	614043.52	243188.20	1.5637	1.5000	1

Average Calibration Factor = 1.153081 (%RSD = 7.68)

2,4-DB (12)
Component Type : Single Peak Component
Retention Time : 10.968 min Search Window: 1.00 s, 1.00 %
Reference Component: Herb Int Std (2)
Find peak closest to expected RT in window
Internal Standard : Herb Int Std (2)
Use Average Calibration Factor (Area ratio / Amount ratio)
User Values:
Label :
Value 1: 0.000000
Value 2: 0.000000
Value 3: 0.000000
Value 4: 0.000000
Value 5: 0.000000
Calibration Levels:

Level Name	Amount	Area	Height	ISTD Resp.	ISTD Amt.	# Replicates
1	500.0000	278432.00	109863.07	0.7012	5.0000	1
2	750.0000	396776.32	156490.39	1.0126	7.5000	1
3	1000.0000	490297.92	194340.60	1.2686	10.0000	1
4	1250.0000	585189.76	232855.28	1.5271	12.5000	1
5	1500.0000	680805.76	269538.33	1.7337	15.0000	1

Average Calibration Factor = 0.127973 (%RSD = 7.70)

Pichloram

Component Type : Single Peak Component
Retention Time : 11.958 min Search Window: 0.50 s, 0.50 %
Reference Component: Herb Int Std (2)
Find peak closest to expected RT in window
Internal Standard : Herb Int Std (2)
Use Average Calibration Factor (Area ratio / Amount ratio)
User Values:
Label :
Value 1: 0.000000
Value 2: 0.000000
Value 3: 0.000000
Value 4: 0.000000
Value 5: 0.000000
Calibration Levels:

Level Name	Amount	Area	Height	ISTD Resp.	ISTD Amt.	# Replicates
1	50.0000	288243.20	113140.34	0.7259	0.5000	1
2	75.0000	418726.40	164644.57	1.0686	0.7500	1
3	100.0000	518324.80	199843.18	1.3411	1.0000	1
4	125.0000	627966.08	242054.73	1.6387	1.2500	1
5	150.0000	713213.92	280483.56	1.8162	1.5000	1

Average Calibration Factor = 1.347921 (%RSD = 7.13)

Dinoseb

Component Type : Single Peak Component
Retention Time : 12.143 min Search Window: 0.50 s, 0.50 %
Reference Component: Herb Int Std (2)
Find peak closest to expected RT in window
Internal Standard : Herb Int Std (2)
Use Average Calibration Factor (Area ratio / Amount ratio)
User Values:
Label :
Value 1: 0.000000
Value 2: 0.000000
Value 3: 0.000000
Value 4: 0.000000
Value 5: 0.000000
Calibration Levels:

Level Name	Amount	Area	Height	ISTD Resp.	ISTD Amt.	# Replicates
1	50.0000	187211.52	72659.14	0.4715	0.5000	1
2	75.0000	266068.80	102666.17	0.6790	0.7500	1
3	100.0000	330028.96	126631.43	0.8539	1.0000	1
4	125.0000	395804.96	152733.56	1.0329	1.2500	1
5	150.0000	464807.04	176890.44	1.1836	1.5000	1

Average Calibration Factor = 0.863533 (%RSD = 7.11)

Turbochrom Method File : E:\TC2019\ECD12\11-NOV\HRBN12BI.MTH
Created by : am on : 11/13/2019 11:22 AM
Edited by : jrb on : 11/27/2019 08:05 AM
Description : HERBICIDE w internal standard

Number of Times Edited : 13
Number of Times Calibrated : 6135

Instrument Conditions :

Instrument Control Method:
Instrument name : AUTOECD_12

Interface Parameters :
Delay Time : 0.00 min.
Run Time : 21.00 min.
Sampling Rate : 1.2500 pts/s
Interface Type : 9092
Analog Voltage Input : 1000 mV
Data will be collected from both channels

Timed Events:
There are no timed events in the method

Real Time Plot Parameters :
Channel A -- Pages: 1 Offset: 0.000 mV Scale: 1000.000 mV
Channel B -- Pages: 1 Offset: 0.000 mV Scale: 1000.000 mV

Processing Parameters :
Bunch Factor : 1 points
Noise Threshold : 64 µV
Area Threshold : 318.00 µV

Peak Separation Criteria
Width Ratio : 0.200
Valley-to-Peak Ratio : 0.010

Exponential Skim Criteria
Peak Height Ratio : 5.000
Adjusted Height Ratio : 4.000
Valley Height Ratio : 3.000

Baseline Timed Events :
Event #1 - -P at 0.017
Event #2 - +P at 2.215
Event #3 - -P at 2.345
Event #4 - +P at 7.070
Event #5 - -P at 7.308
Event #6 - +P at 8.426
Event #7 - -P at 10.696
Event #8 - +P at 10.854
Event #9 - -P at 11.133
Event #10 - +P at 11.330

Event #11 - -P at 11.558
Event #12 - +P at 11.925

Annotated Replot Parameters :
No replot will be printed

Report Format files :
No report format files given

User Programs :
No user programs will be executed

Global Information :
Default Sample Volume : 1.000 ul
Quantitation Units :
Void Time : 0.000 min
Correct amounts during calibration : NO
Reject outliers during calibration : NO
An Internal Standard calibration will be used
Unknown peaks will use the response factor of the nearest reference peak

Component Information :
Dalapon (1)
Component Type : Single Peak Component
Retention Time : 2.256 min Search Window: 1.10 s, 1.00 %
Reference Component: Herb Int Std (2)
Find peak closest to expected RT in window
Internal Standard : Herb Int Std (2)
Use Average Calibration Factor (Area ratio / Amount ratio)
User Values:
Label :
Value 1: 0.000000
Value 2: 0.000000
Value 3: 0.000000
Value 4: 0.000000
Value 5: 0.000000
Calibration Levels:

Level Name	Amount	Area	Height	ISTD Resp.	ISTD Amt.	# Replicates
1	50.0000	118167.68	38932.12	0.2292	0.5000	1
2	75.0000	165908.96	59441.04	0.3342	0.7500	1
3	100.0000	203774.56	72363.38	0.4080	1.0000	1
4	125.0000	246975.36	90651.59	0.4979	1.2500	1
5	150.0000	308091.84	102108.46	0.6386	1.5000	1

Average Calibration Factor = 0.427214 (%RSD = 5.87)

Herb Int Std (2)
Component Type : Single Peak Component
Retention Time : 7.213 min Search Window: 1.00 s, 1.00 %
Reference Component:
Find peak closest to expected RT in window
Internal Standard :
Use Average Calibration Factor (Area ratio / Amount ratio)
User Values:
Label :
Value 1: 0.000000

Value 2: 0.000000
Value 3: 0.000000
Value 4: 0.000000
Value 5: 0.000000

Calibration Levels:

Level Name	Amount	Area	Height	ISTD Resp.	ISTD Amt.	# Replicates
1	100.0000	515527.27	212088.88	1.0000	1.0000	1
2	100.0000	496457.50	204466.47	1.0000	1.0000	1
3	100.0000	499427.36	204422.22	1.0000	1.0000	1
4	100.0000	496069.60	203436.27	1.0000	1.0000	1
5	100.0000	482434.56	199351.45	1.0000	1.0000	1

Average Calibration Factor = 1.000000 (%RSD = 0.00)

% DCAA (3)

Component Type : Single Peak Component
Retention Time : 8.564 min Search Window: 0.50 s, 0.50 %
Reference Component: Herb Int Std (2)
Find peak closest to expected RT in window
Internal Standard : Herb Int Std (2)
Use Average Calibration Factor (Area ratio / Amount ratio)
User Values:
Label :
Value 1: 0.000000
Value 2: 0.000000
Value 3: 0.000000
Value 4: 0.000000
Value 5: 0.000000

Calibration Levels:

Level Name	Amount	Area	Height	ISTD Resp.	ISTD Amt.	# Replicates
1	200.0000	295402.24	117248.58	0.5730	2.0000	1
2	400.0000	505599.85	199401.86	1.0184	4.0000	1
3	600.0000	698236.65	274266.30	1.3981	6.0000	1
4	800.0000	868918.18	341492.45	1.7516	8.0000	1
5	1000.0000	1058516.80	416587.57	2.1941	10.0000	1

Average Calibration Factor = 0.242497 (%RSD = 11.77)

Dicamba (4)

Component Type : Single Peak Component
Retention Time : 8.806 min Search Window: 0.50 s, 0.50 %
Reference Component: Herb Int Std (2)
Find peak closest to expected RT in window
Internal Standard : Herb Int Std (2)
Use Average Calibration Factor (Area ratio / Amount ratio)
User Values:
Label :
Value 1: 0.000000
Value 2: 0.000000
Value 3: 0.000000
Value 4: 0.000000
Value 5: 0.000000

Calibration Levels:

Level Name	Amount	Area	Height	ISTD Resp.	ISTD Amt.	# Replicates
1	50.0000	258333.28	102827.59	0.5011	0.5000	1
2	75.0000	360598.72	142418.94	0.7263	0.7500	1
3	100.0000	458012.48	181234.62	0.9171	1.0000	1
4	125.0000	551445.76	218994.20	1.1116	1.2500	1
5	150.0000	658135.20	262501.09	1.3642	1.5000	1

Average Calibration Factor = 0.997502 (%RSD = 4.97)

MCPP (5)

Component Type : Single Peak Component
Retention Time : 8.960 min Search Window: 0.50 s, 0.50 %
Reference Component: Herb Int Std (2)
Find peak closest to expected RT in window
Internal Standard : Herb Int Std (2)
Use Average Calibration Factor (Area ratio / Amount ratio)
User Values:
Label :
Value 1: 0.000000
Value 2: 0.000000
Value 3: 0.000000
Value 4: 0.000000
Value 5: 0.000000
Calibration Levels:

Level Name	Amount	Area	Height	ISTD Resp.	ISTD Amt.	# Replicates
1	15000.0000	103520.62	39394.70	0.2008	150.0000	1
2	22500.0000	141336.87	53846.09	0.2847	225.0000	1
3	30000.0000	180392.47	68467.83	0.3612	300.0000	1
4	37500.0000	211593.60	80844.08	0.4265	375.0000	1
5	45000.0000	241442.08	94170.66	0.5005	450.0000	1

Average Calibration Factor = 0.001212 (%RSD = 7.66)

MCPA (6)

Component Type : Single Peak Component
Retention Time : 9.264 min Search Window: 0.50 s, 0.50 %
Reference Component: Herb Int Std (2)
Find peak closest to expected RT in window
Internal Standard : Herb Int Std (2)
Use Average Calibration Factor (Area ratio / Amount ratio)
User Values:
Label :
Value 1: 0.000000
Value 2: 0.000000
Value 3: 0.000000
Value 4: 0.000000
Value 5: 0.000000
Calibration Levels:

Level Name	Amount	Area	Height	ISTD Resp.	ISTD Amt.	# Replicates
1	15000.0000	158799.28	57139.77	0.3080	150.0000	1
2	22500.0000	215672.58	78565.33	0.4344	225.0000	1
3	30000.0000	278549.28	99823.04	0.5577	300.0000	1
4	37500.0000	327478.10	117001.59	0.6601	375.0000	1
5	45000.0000	372304.00	138239.56	0.7717	450.0000	1

Average Calibration Factor = 0.001864 (%RSD = 7.27)

Dichloroprop (7)

Component Type : Single Peak Component
Retention Time : 9.697 min Search Window: 0.50 s, 0.50 %
Reference Component: Herb Int Std (2)
Find peak closest to expected RT in window
Internal Standard : Herb Int Std (2)
Use Average Calibration Factor (Area ratio / Amount ratio)
User Values:
Label :
Value 1: 0.000000
Value 2: 0.000000

Value 3: 0.000000
Value 4: 0.000000
Value 5: 0.000000

Calibration Levels:

Level Name	Amount	Area	Height	ISTD Resp.	ISTD Amt.	# Replicates
1	100.0000	148998.08	58527.19	0.2890	1.0000	1
2	150.0000	207136.64	79971.56	0.4172	1.5000	1
3	200.0000	262207.68	101307.93	0.5250	2.0000	1
4	250.0000	313049.28	120920.07	0.6311	2.5000	1
5	300.0000	371240.96	145574.38	0.7695	3.0000	1

Average Calibration Factor = 0.267722 (%RSD = 5.75)

2,4-D (8)

Component Type : Single Peak Component
Retention Time : 10.078 min Search Window: 0.50 s, 0.50 %
Reference Component: Herb Int Std (2)
Find peak closest to expected RT in window
Internal Standard : Herb Int Std (2)
Use Average Calibration Factor (Area ratio / Amount ratio)
User Values:
Label :
Value 1: 0.000000
Value 2: 0.000000
Value 3: 0.000000
Value 4: 0.000000
Value 5: 0.000000

Calibration Levels:

Level Name	Amount	Area	Height	ISTD Resp.	ISTD Amt.	# Replicates
1	100.0000	188453.13	69842.98	0.3656	1.0000	1
2	150.0000	267136.47	97777.73	0.5381	1.5000	1
3	200.0000	333437.39	122267.82	0.6676	2.0000	1
4	250.0000	396991.00	143447.36	0.8003	2.5000	1
5	300.0000	486219.20	176632.84	1.0078	3.0000	1

Average Calibration Factor = 0.342831 (%RSD = 5.48)

Pentachlorophenol (9)

Component Type : Single Peak Component
Retention Time : 10.598 min Search Window: 0.50 s, 0.50 %
Reference Component: Herb Int Std (2)
Find peak closest to expected RT in window
Internal Standard : Herb Int Std (2)
Use Average Calibration Factor (Area ratio / Amount ratio)
User Values:
Label :
Value 1: 0.000000
Value 2: 0.000000
Value 3: 0.000000
Value 4: 0.000000
Value 5: 0.000000

Calibration Levels:

Level Name	Amount	Area	Height	ISTD Resp.	ISTD Amt.	# Replicates
1	20.0000	371167.20	142935.61	0.7200	0.2000	1
2	30.0000	525759.68	200074.45	1.0590	0.3000	1
3	40.0000	657924.80	250757.42	1.3174	0.4000	1
4	50.0000	793776.32	302706.63	1.6001	0.5000	1
5	60.0000	954878.40	362156.05	1.9793	0.6000	1

Average Calibration Factor = 3.384486 (%RSD = 5.06)

2,4,5-TP (10)

Component Type : Single Peak Component
Retention Time : 11.040 min Search Window: 0.50 s, 0.50 %
Reference Component: Herb Int Std (2)
Find peak closest to expected RT in window
Internal Standard : Herb Int Std (2)
Use Average Calibration Factor (Area ratio / Amount ratio)
User Values:
Label :
Value 1: 0.000000
Value 2: 0.000000
Value 3: 0.000000
Value 4: 0.000000
Value 5: 0.000000
Calibration Levels:

Level Name	Amount	Area	Height	ISTD Resp.	ISTD Amt.	# Replicates
1	50.0000	335854.08	130962.46	0.6515	0.5000	1
2	75.0000	483643.84	186428.95	0.9742	0.7500	1
3	100.0000	598072.16	231088.38	1.1975	1.0000	1
4	125.0000	729479.84	278455.78	1.4705	1.2500	1
5	150.0000	852699.52	326274.88	1.7675	1.5000	1

Average Calibration Factor = 1.230827 (%RSD = 5.24)

2,4,5-T (11)
Component Type : Single Peak Component
Retention Time : 11.472 min Search Window: 0.50 s, 0.50 %
Reference Component: Herb Int Std (2)
Find peak closest to expected RT in window
Internal Standard : Herb Int Std (2)
Use Average Calibration Factor (Area ratio / Amount ratio)
User Values:
Label :
Value 1: 0.000000
Value 2: 0.000000
Value 3: 0.000000
Value 4: 0.000000
Value 5: 0.000000
Calibration Levels:

Level Name	Amount	Area	Height	ISTD Resp.	ISTD Amt.	# Replicates
1	50.0000	340488.32	135068.69	0.6605	0.5000	1
2	75.0000	486358.40	190200.84	0.9797	0.7500	1
3	100.0000	594394.72	231531.56	1.1902	1.0000	1
4	125.0000	719266.72	276551.05	1.4499	1.2500	1
5	150.0000	821679.36	322184.11	1.7032	1.5000	1

Average Calibration Factor = 1.222540 (%RSD = 6.99)

2,4-DB (12)
Component Type : Single Peak Component
Retention Time : 12.031 min Search Window: 0.60 s, 0.60 %
Reference Component: Herb Int Std (2)
Find peak closest to expected RT in window
Internal Standard : Herb Int Std (2)
Use Average Calibration Factor (Area ratio / Amount ratio)
User Values:
Label :
Value 1: 0.000000
Value 2: 0.000000
Value 3: 0.000000

Value 4: 0.000000
Value 5: 0.000000

Calibration Levels:

Level Name	Amount	Area	Height	ISTD Resp.	ISTD Amt.	# Replicates
1	500.0000	408065.12	159704.97	0.7915	5.0000	1
2	750.0000	589383.20	232178.52	1.1872	7.5000	1
3	1000.0000	732590.40	282193.92	1.4669	10.0000	1
4	1250.0000	889977.60	344923.20	1.7941	12.5000	1
5	1500.0000	1044292.16	407287.59	2.1646	15.0000	1

Average Calibration Factor = 0.150224 (%RSD = 4.97)

Dinoseb

Component Type : Single Peak Component
Retention Time : 12.390 min Search Window: 0.50 s, 0.50 %
Reference Component: Herb Int Std (2)
Find peak closest to expected RT in window
Internal Standard : Herb Int Std (2)
Use Average Calibration Factor (Area ratio / Amount ratio)
User Values:
Label :
Value 1: 0.000000
Value 2: 0.000000
Value 3: 0.000000
Value 4: 0.000000
Value 5: 0.000000

Calibration Levels:

Level Name	Amount	Area	Height	ISTD Resp.	ISTD Amt.	# Replicates
1	50.0000	272587.84	104135.92	0.5288	0.5000	1
2	75.0000	391583.56	146396.73	0.7888	0.7500	1
3	100.0000	469364.00	179285.43	0.9398	1.0000	1
4	125.0000	564051.20	214362.73	1.1370	1.2500	1
5	150.0000	668546.51	252244.39	1.3858	1.5000	1

Average Calibration Factor = 0.976495 (%RSD = 7.39)

Pichloram

Component Type : Single Peak Component
Retention Time : 13.433 min Search Window: 0.50 s, 0.50 %
Reference Component: Herb Int Std (2)
Find peak closest to expected RT in window
Internal Standard : Herb Int Std (2)
Use Average Calibration Factor (Area ratio / Amount ratio)
User Values:
Label :
Value 1: 0.000000
Value 2: 0.000000
Value 3: 0.000000
Value 4: 0.000000
Value 5: 0.000000

Calibration Levels:

Level Name	Amount	Area	Height	ISTD Resp.	ISTD Amt.	# Replicates
1	50.0000	394239.22	144220.42	0.7647	0.5000	1
2	75.0000	562652.94	209640.71	1.1333	0.7500	1
3	100.0000	702645.13	257094.54	1.4069	1.0000	1
4	125.0000	839236.00	308139.66	1.6918	1.2500	1
5	150.0000	988808.37	371811.36	2.0496	1.5000	1

Average Calibration Factor = 1.433461 (%RSD = 5.72)

Client Id: Initial Calibration

Software Version: 4.1<1L22>
Date: 11/27/2019 08:01 AM
Sample Name : h5;18i
Data File : E:\TC2019\ECD12\11-NOV\N12A005A.RAW Date: 11/12/2019 02:57 PM
Sequence File: E:\TC2019\ECD12\11-NOV\HERB.SEQ Cycle: 165 Channel : A
Instrument : AUTOECD_12 Rack/Vial: 0/0 Operator: jrb
Sample Amount : 1.0000 Dilution Factor : 1.00

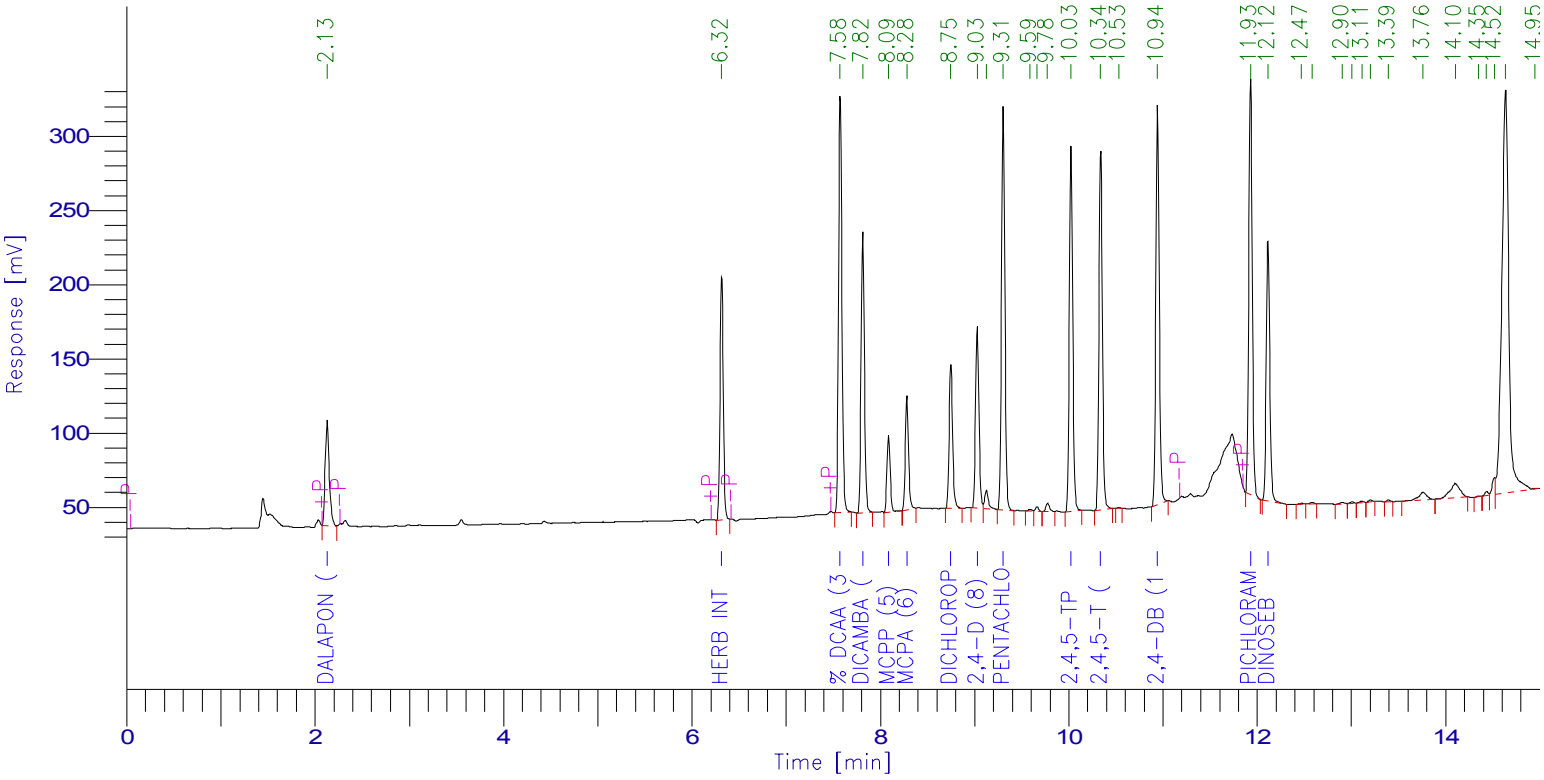

HERBICIDES REPORT

Peak #	Time [min]	Component Name	Raw Amount	Area [µV·s]	Surrogate Rec (%)	Spk 15000
1	2.131	Dalapon (1)	142.4183	213566.40	28	1
2	6.317	Herb Int Std (2)	100.0000	392691.84	20	1
3	7.575	% DCAA (3)	869.1372	702151.68	174	6
4	7.815	Dicamba (4)	138.5633	470886.72	28	1
5	8.088	MCPP (5)	41649.2958	124859.84	8330	278
6	8.283	MCPA (6)	40413.9417	184715.68	8083	269
7	8.749	Dichloroprop (7)	272.3508	248178.56	54	2
8	9.029	2,4-D (8)	268.9090	307830.31	54	2
10	9.305	Pentachlorophenol (9	55.9664	688139.47	11	0
14	10.025	2,4,5-TP (10)	136.4782	626304.32	27	1
15	10.340	2,4,5-T (11)	135.6087	614043.52	27	1
17	10.943	2,4-DB (12)	1354.7293	680805.76	271	9
18	11.930	Pichloram	134.7422	713213.92	27	1
19	12.115	Dinoseb	137.0698	464807.04	27	1
			85809.2106	6432195.06	17162	572

Surrogate Level = 500 ppb

Client Id: Initial Calibration

Software Version: 4.1<1L22>
Date: 11/27/2019 08:04 AM
Sample Name : h5;18i
Data File : E:\TC2019\ECD12\11-NOV\N12B005A.RAW Date: 11/12/2019 02:57 PM
Sequence File: E:\TC2019\ECD12\11-NOV\HERB.SEQ Cycle: 165 Channel : B
Instrument : AUTOECD_12 Rack/Vial: 0/0 Operator: jrb
Sample Amount : 1.0000 Dilution Factor : 1.00

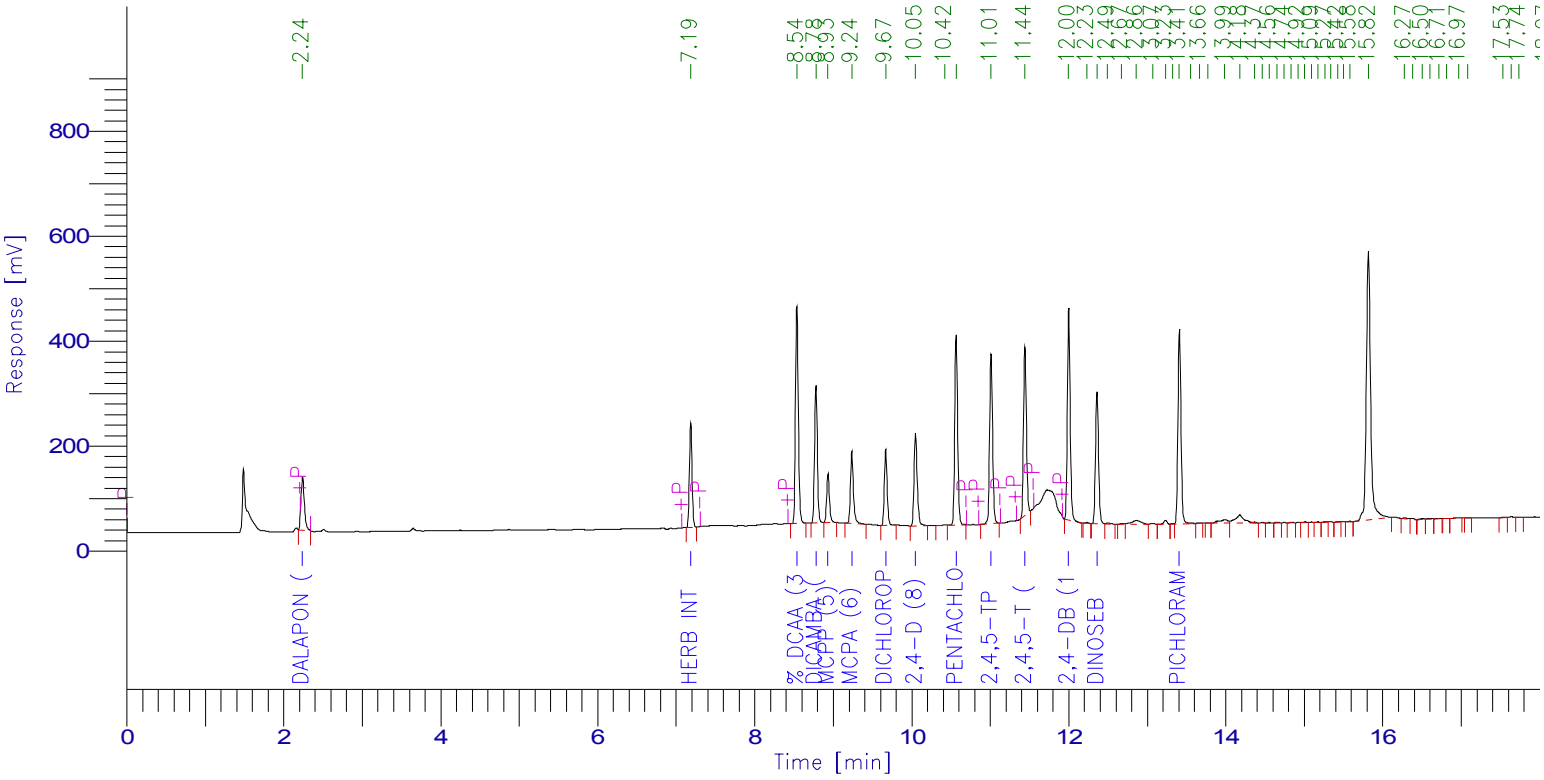

HERBICIDES REPORT

Peak #	Time [min]	Component Name	Raw Amount	Area [µV·s]	Surrogate Rec (%)	Spk 15000
1	2.243	Dalapon (1)	149.4846	308091.84	30	1
2	7.185	Herb Int Std (2)	100.0000	482434.56	20	1
3	8.537	% DCAA (3)	904.8021	1058516.80	181	6
4	8.779	Dicamba (4)	145.5449	658135.20	29	1
5	8.933	MCPP (5)	41309.0890	241442.08	8262	275
6	9.236	MCPA (6)	41406.7317	372304.00	8281	276
7	9.667	Dichloroprop (7)	287.4307	371240.96	57	2
8	10.047	2,4-D (8)	293.9772	486219.20	59	2
10	10.565	Pentachlorophenol (9	58.4813	954878.40	12	0
11	11.010	2,4,5-TP (10)	143.6021	852699.52	29	1
12	11.441	2,4,5-T (11)	139.3159	821679.36	28	1
13	11.998	2,4-DB (12)	1440.9356	1044292.16	288	10
15	12.358	Dinoseb	141.9134	668546.51	28	1
22	13.407	Pichloram	142.9841	988808.37	29	1
			86664.2925	9309288.97	17333	578

==========

Surrogate Level = 500 ppb

==========

Client Id: Initial Calibration

Software Version: 4.1<1L22>
Date: 11/27/2019 08:02 AM
Sample Name : h4;18j
Data File : E:\TC2019\ECD12\11-NOV\N12A006A.RAW Date: 11/12/2019 03:21 PM
Sequence File: E:\TC2019\ECD12\11-NOV\HERB.SEQ Cycle: 166 Channel : A
Instrument : AUTOECD_12 Rack/Vial: 0/0 Operator: jrb
Sample Amount : 1.0000 Dilution Factor : 1.00

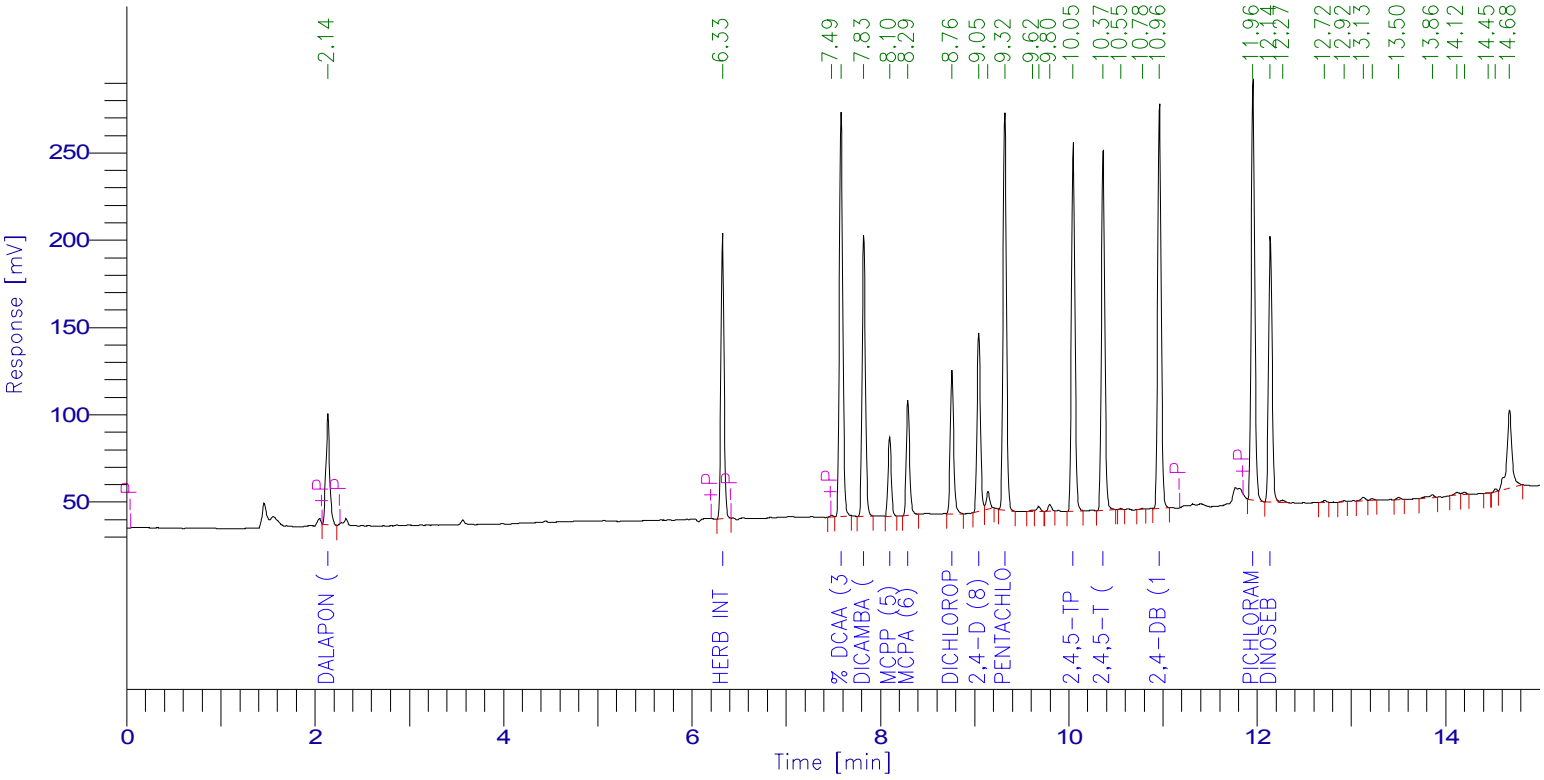

HERBICIDES REPORT

Peak #	Time [min]	Component Name	Raw Amount	Area [µV·s]	Surrogate Rec (%)	Spk 15000
1	2.139	Dalapon (1)	119.1873	174412.80	24	1
2	6.326	Herb Int Std (2)	100.0000	383206.72	20	1
4	7.584	% DCAA (3)	728.3258	574181.97	146	5
5	7.825	Dicamba (4)	119.7915	397260.80	24	1
6	8.100	MCPP (5)	36840.0790	107774.72	7368	246
7	8.294	MCPA (6)	36472.4548	162674.24	7294	243
8	8.761	Dichloroprop (7)	237.4314	211132.48	47	2
9	9.045	2,4-D (8)	231.2472	258323.36	46	2
11	9.322	Pentachlorophenol (9	48.0270	576256.48	10	0
15	10.048	2,4,5-TP (10)	119.5283	535271.36	24	1
16	10.365	2,4,5-T (11)	119.0331	525969.28	24	1
19	10.964	2,4-DB (12)	1193.2866	585189.76	239	8
20	11.956	Pichloram	121.5734	627966.08	24	1
21	12.140	Dinoseb	119.6104	395804.96	24	1
			76569.5759	5515425.01	15314	510

==========

Surrogate Level = 500 ppb

==========

Client Id: Initial Calibration

Software Version: 4.1<1L22>
Date: 11/27/2019 08:04 AM
Sample Name : h4;18j
Data File : E:\TC2019\ECD12\11-NOV\N12B006A.RAW Date: 11/12/2019 03:21 PM
Sequence File: E:\TC2019\ECD12\11-NOV\HERB.SEQ Cycle: 166 Channel : B
Instrument : AUTOECD_12 Rack/Vial: 0/0 Operator: jrb
Sample Amount : 1.0000 Dilution Factor : 1.00

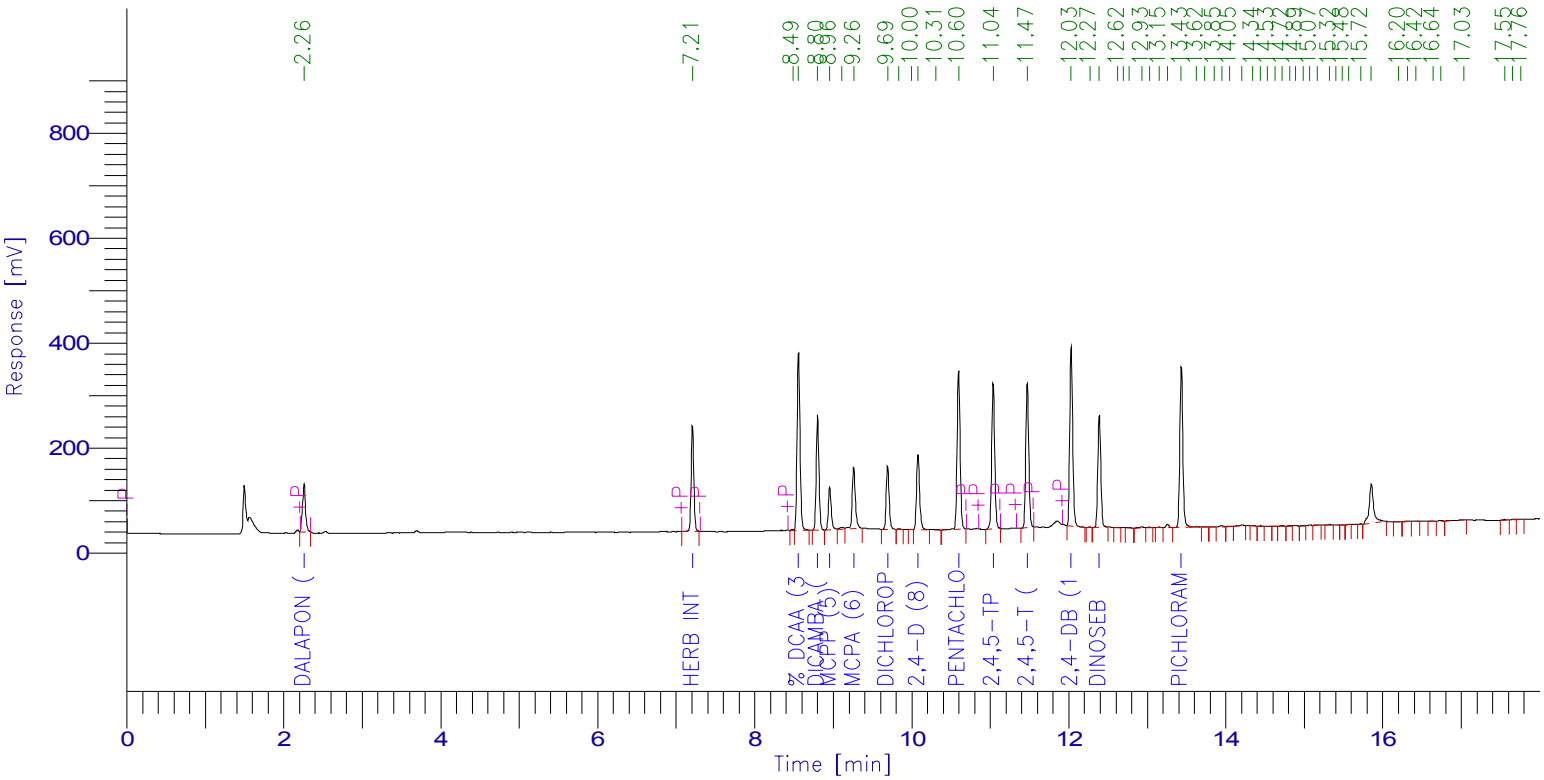

HERBICIDES REPORT

Peak #	Time [min]	Component Name	Raw Amount	Area [µV·s]	Surrogate Rec (%)	Spk 15000
1	2.262	Dalapon (1)	116.5375	246975.36	23	1
2	7.207	Herb Int Std (2)	100.0000	496069.60	20	1
4	8.558	% DCAA (3)	722.3214	868918.18	144	5
5	8.800	Dicamba (4)	118.5989	551445.76	24	1
6	8.955	MCPP (5)	35207.1588	211593.60	7041	235
8	9.261	MCPA (6)	35420.2251	327478.10	7084	236
9	9.693	Dichloroprop (7)	235.7142	313049.28	47	2
12	10.078	2,4-D (8)	233.4307	396991.00	47	2
14	10.596	Pentachlorophenol (9	47.2784	793776.32	9	0
15	11.037	2,4,5-TP (10)	119.4741	729479.84	24	1
16	11.470	2,4,5-T (11)	118.5998	719266.72	24	1
17	12.030	2,4-DB (12)	1194.2560	889977.60	239	8
19	12.387	Dinoseb	116.4410	564051.20	23	1
27	13.432	Pichloram	118.0200	839236.00	24	1
			73868.0559	7948308.56	14774	492

==========

Surrogate Level = 500 ppb

==========

Client Id: Initial Calibration

Software Version: 4.1<1L22>
Date: 11/27/2019 08:02 AM
Sample Name : h3;18k
Data File : E:\TC2019\ECD12\11-NOV\N12A007A.RAW Date: 11/12/2019 03:45 PM
Sequence File: E:\TC2019\ECD12\11-NOV\HERB.SEQ Cycle: 167 Channel : A
Instrument : AUTOECD_12 Rack/Vial: 0/0 Operator: jrb
Sample Amount : 1.0000 Dilution Factor : 1.00

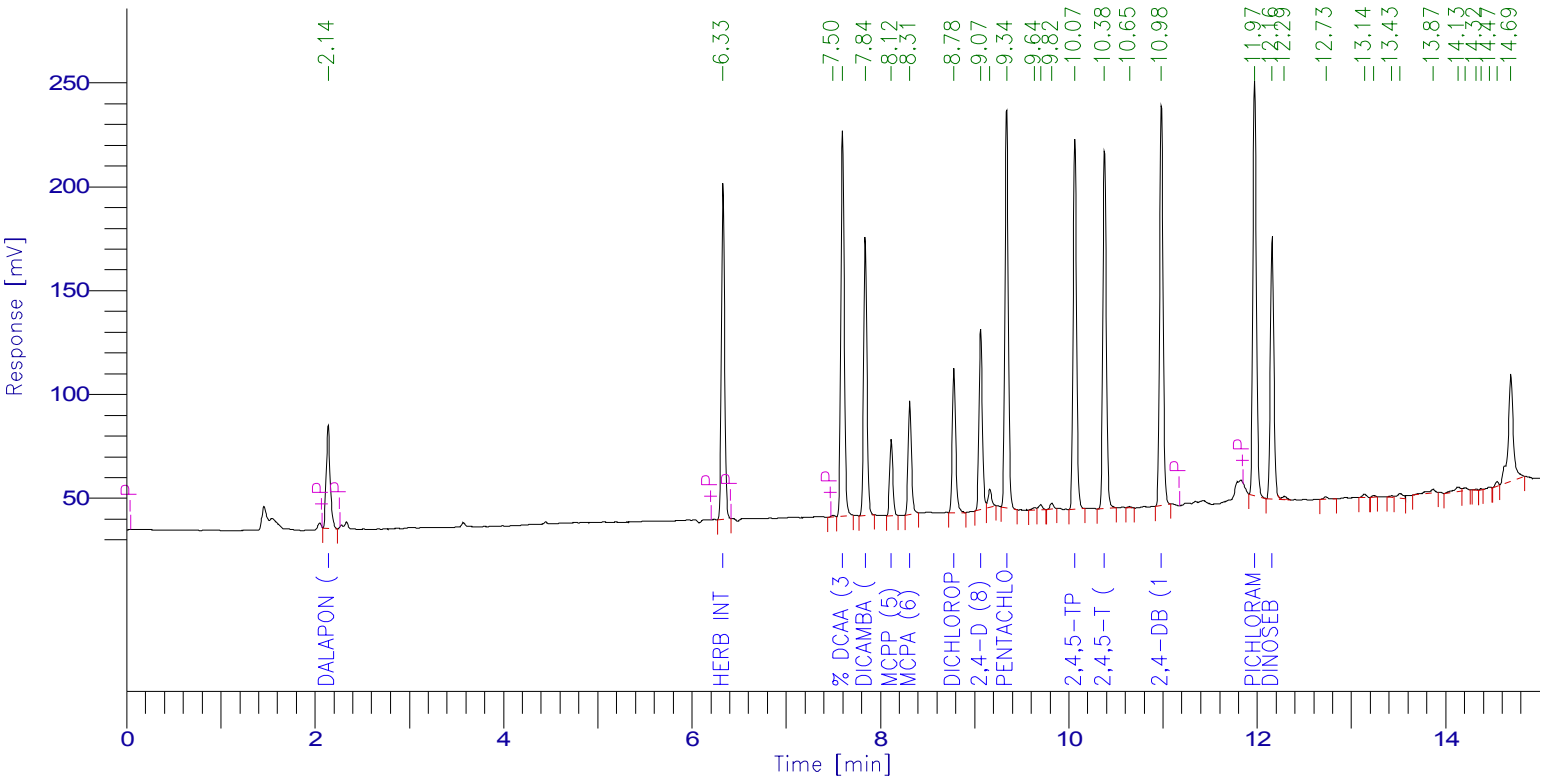

HERBICIDES REPORT

Peak #	Time [min]	Component Name	Raw Amount	Area [µV·s]	Surrogate Rec (%)	Spk 15000
1	2.142	Dalapon (1)	97.6333	144092.48	20	1
2	6.331	Herb Int Std (2)	100.0000	386480.80	20	1
4	7.600	% DCAA (3)	582.0420	462778.32	116	4
5	7.841	Dicamba (4)	99.0298	331215.04	20	1
6	8.117	MCPP (5)	30096.6318	88799.20	6019	201
7	8.313	MCPA (6)	29817.6163	134128.64	5964	199
8	8.782	Dichloroprop (7)	198.4458	177972.80	40	1
9	9.066	2,4-D (8)	193.7470	218281.52	39	1
11	9.341	Pentachlorophenol (9	39.7934	481543.52	8	0
15	10.065	2,4,5-TP (10)	99.4959	449369.28	20	1
16	10.381	2,4,5-T (11)	99.5738	443744.00	20	1
18	10.984	2,4-DB (12)	991.3187	490297.92	198	7
19	11.973	Pichloram	99.4969	518324.80	20	1
20	12.159	Dinoseb	98.8883	330028.96	20	1
			62613.7130	4657057.28	12523	417

==========

Surrogate Level = 500 ppb

==========

Client Id: Initial Calibration

Software Version: 4.1<1L22>
Date: 11/27/2019 08:04 AM
Sample Name : h3;18k
Data File : E:\TC2019\ECD12\11-NOV\N12B007A.RAW Date: 11/12/2019 03:45 PM
Sequence File: E:\TC2019\ECD12\11-NOV\HERB.SEQ Cycle: 167 Channel : B
Instrument : AUTOECD_12 Rack/Vial: 0/0 Operator: jrb
Sample Amount : 1.0000 Dilution Factor : 1.00

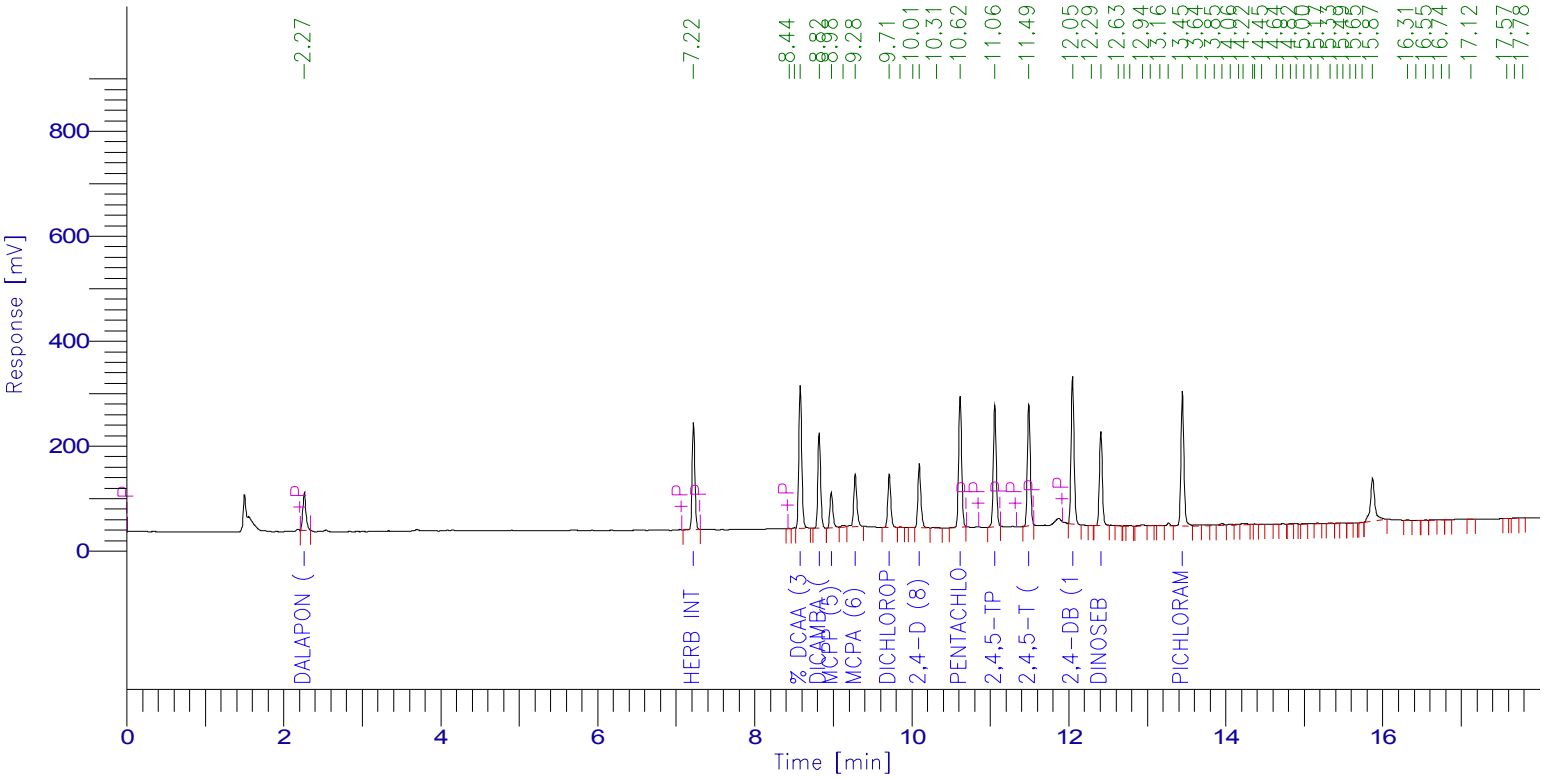

HERBICIDES REPORT

Peak #	Time [min]	Component Name	Raw Amount	Area [µV·s]	Surrogate Rec (%)	Spk 15000
1	2.265	Dalapon (1)	95.5064	203774.56	19	1
2	7.221	Herb Int Std (2)	100.0000	499427.36	20	1
5	8.579	% DCAA (3)	576.5335	698236.65	115	4
6	8.821	Dicamba (4)	97.8420	458012.48	20	1
7	8.976	MCPP (5)	29813.7868	180392.47	5963	199
9	9.280	MCPA (6)	29925.4968	278549.28	5985	200
10	9.714	Dichloroprop (7)	196.1050	262207.68	39	1
13	10.095	2,4-D (8)	194.7430	333437.39	39	1
15	10.615	Pentachlorophenol (9	38.9234	657924.80	8	0
16	11.057	2,4,5-TP (10)	97.2936	598072.16	19	1
17	11.490	2,4,5-T (11)	97.3508	594394.72	19	1
18	12.047	2,4-DB (12)	976.4497	732590.40	195	7
20	12.407	Dinoseb	96.2427	469364.00	19	1
28	13.446	Pichloram	98.1472	702645.13	20	1
			62404.4208	6669029.09	12481	416

==========

Surrogate Level = 500 ppb

==========

Client Id: Initial Calibration

Software Version: 4.1<1L22>
Date: 11/27/2019 08:02 AM
Sample Name : h2;18l
Data File : E:\TC2019\ECD12\11-NOV\N12A008A.RAW Date: 11/12/2019 04:09 PM
Sequence File: E:\TC2019\ECD12\11-NOV\HERB.SEQ Cycle: 168 Channel : A
Instrument : AUTOECD_12 Rack/Vial: 0/0 Operator: jrb
Sample Amount : 1.0000 Dilution Factor : 1.00

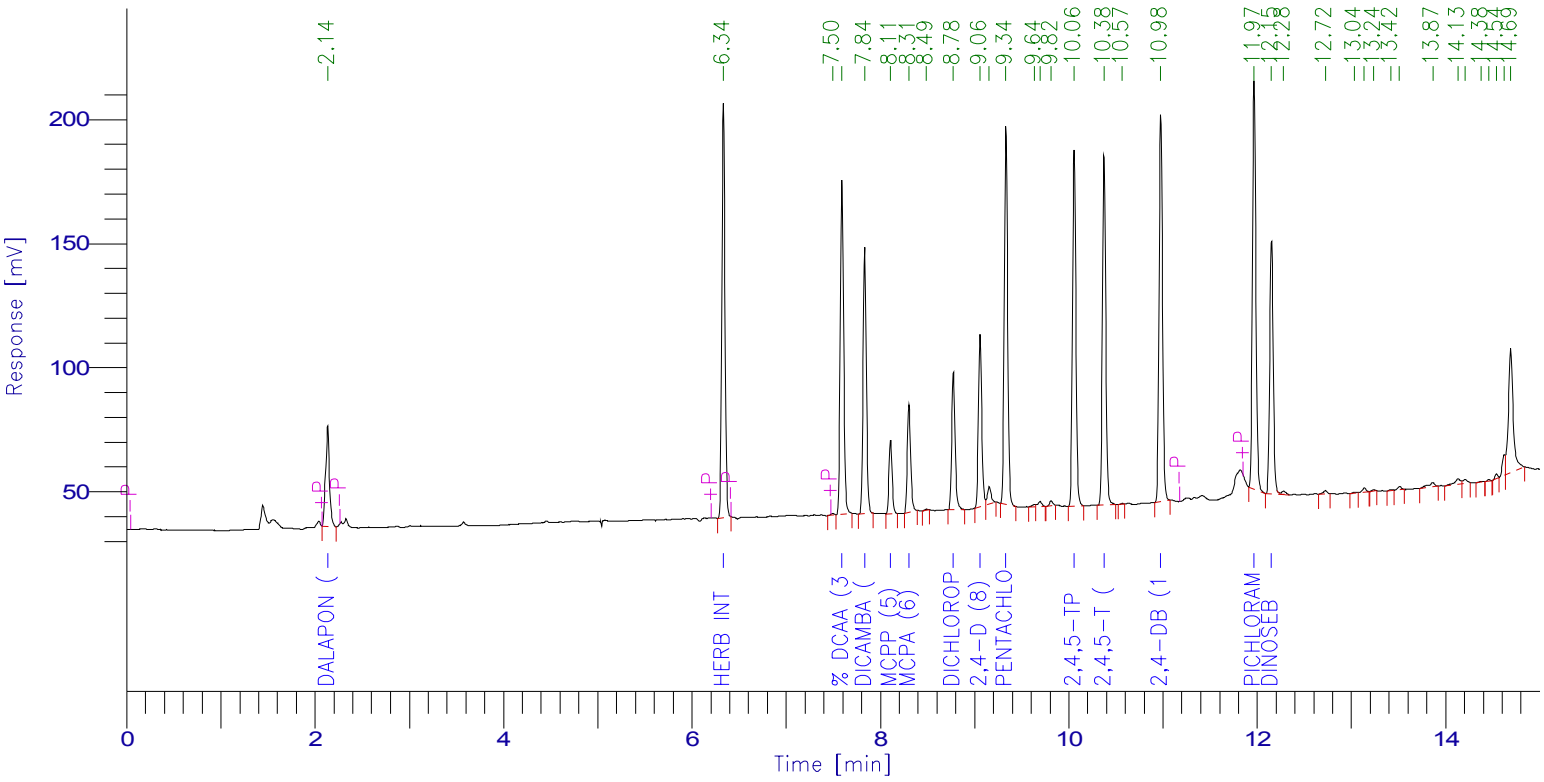

HERBICIDES REPORT

Peak #	Time [min]	Component Name	Raw Amount	Area [µV·s]	Surrogate Rec (%)	Spk 15000
1	2.137	Dalapon (1)	77.1591	115454.56	15	1
2	6.335	Herb Int Std (2)	100.0000	391839.68	20	1
4	7.593	% DCAA (3)	417.0066	336156.91	83	3
5	7.835	Dicamba (4)	77.7090	263509.28	16	1
6	8.109	MCPP (5)	23342.3738	69825.92	4668	156
7	8.305	MCPA (6)	23427.1306	106843.52	4685	156
9	8.776	Dichloroprop (7)	156.1895	142018.24	31	1
10	9.059	2,4-D (8)	153.2244	175021.10	31	1
12	9.335	Pentachlorophenol (9	31.1611	382312.80	6	0
16	10.058	2,4,5-TP (10)	78.6253	360031.84	16	1
17	10.376	2,4,5-T (11)	78.7316	355727.04	16	1
19	10.977	2,4-DB (12)	791.2587	396776.32	158	5
20	11.968	Pichloram	79.2789	418726.40	16	1
21	12.152	Dinoseb	78.6333	266068.80	16	1
			48888.4819	3780312.41	9778	326

==========

Surrogate Level = 500 ppb

==========

Client Id: Initial Calibration

Software Version: 4.1<1L22>
Date: 11/27/2019 08:04 AM
Sample Name : h2;18l
Data File : E:\TC2019\ECD12\11-NOV\N12B008A.RAW Date: 11/12/2019 04:09 PM
Sequence File: E:\TC2019\ECD12\11-NOV\HERB.SEQ Cycle: 168 Channel : B
Instrument : AUTOECD_12 Rack/Vial: 0/0 Operator: jrb
Sample Amount : 1.0000 Dilution Factor : 1.00

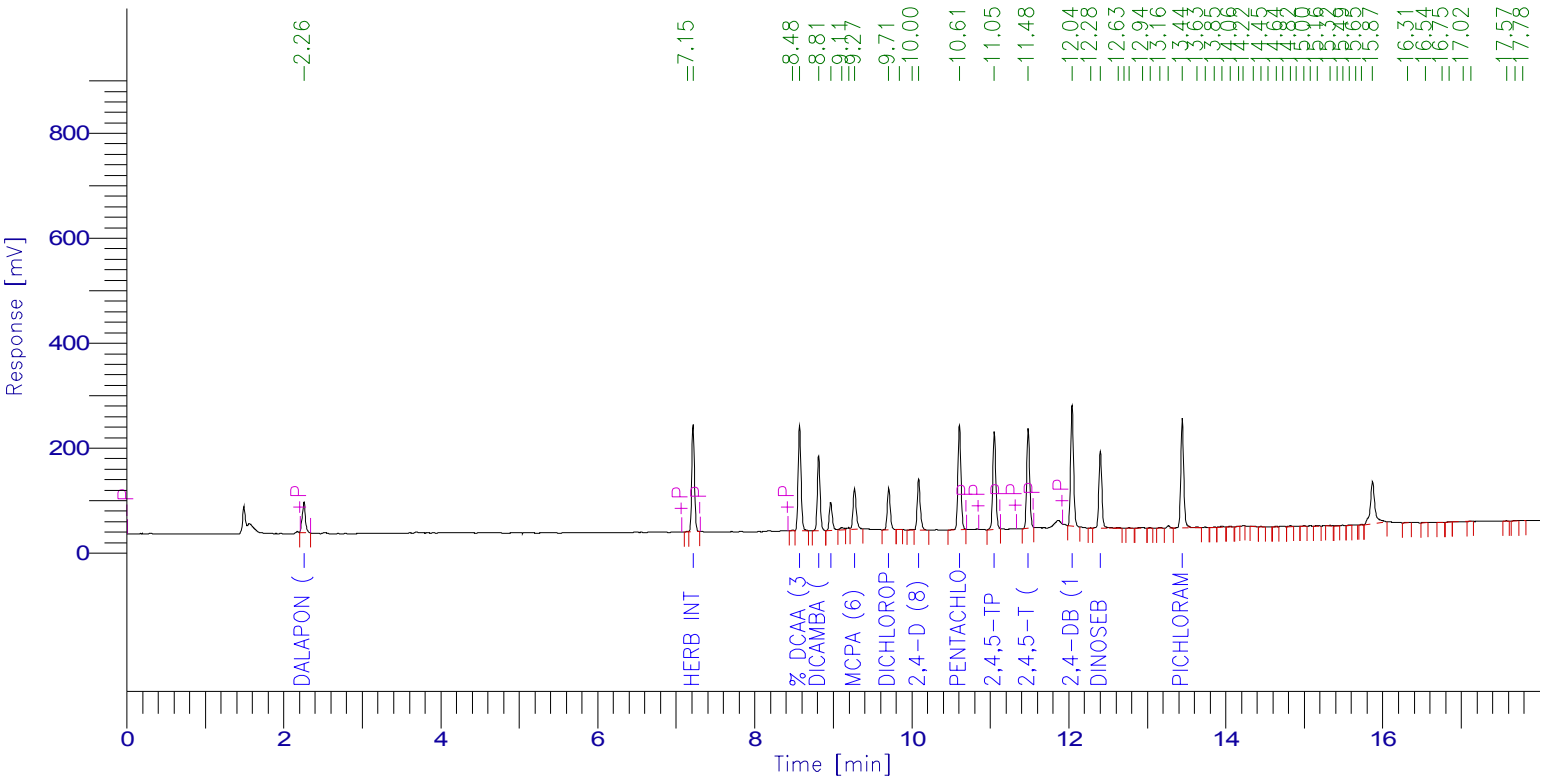

HERBICIDES REPORT

Peak #	Time [min]	Component Name	Raw Amount	Area [µV·s]	Surrogate Rec (%)	Spk 15000
1	2.260	Dalapon (1)	78.2244	165908.96	16	1
3	7.215	Herb Int Std (2)	100.0000	496457.50	20	1
5	8.571	% DCAA (3)	419.9708	505599.85	84	3
6	8.814	Dicamba (4)	77.4930	360598.72	15	1
7	8.968	MCPP (5)	23498.7340	141336.87	4700	157
10	9.271	MCPA (6)	23309.0473	215672.58	4662	155
11	9.707	Dichloroprop (7)	155.8441	207136.64	31	1
14	10.087	2,4-D (8)	156.9535	267136.47	31	1
15	10.607	Pentachlorophenol (9	31.2905	525759.68	6	0
16	11.050	2,4,5-TP (10)	79.1492	483643.84	16	1
17	11.482	2,4,5-T (11)	80.1329	486358.40	16	1
18	12.041	2,4-DB (12)	790.2721	589383.20	158	5
20	12.400	Dinoseb	80.7742	391583.56	16	1
28	13.444	Pichloram	79.0629	562652.94	16	1
			48936.9490	5399229.22	9787	326

==========

Surrogate Level = 500 ppb

==========

Client Id: Initial Calibration

Software Version: 4.1<1L22>
Date: 11/27/2019 08:02 AM
Sample Name : h1;18m
Data File : E:\TC2019\ECD12\11-NOV\N12A009.RAW Date: 11/12/2019 04:33 PM
Sequence File: E:\TC2019\ECD12\11-NOV\HERB.SEQ Cycle: 169 Channel : A
Instrument : AUTOECD_12 Rack/Vial: 0/0 Operator: jrb
Sample Amount : 1.0000 Dilution Factor : 1.00

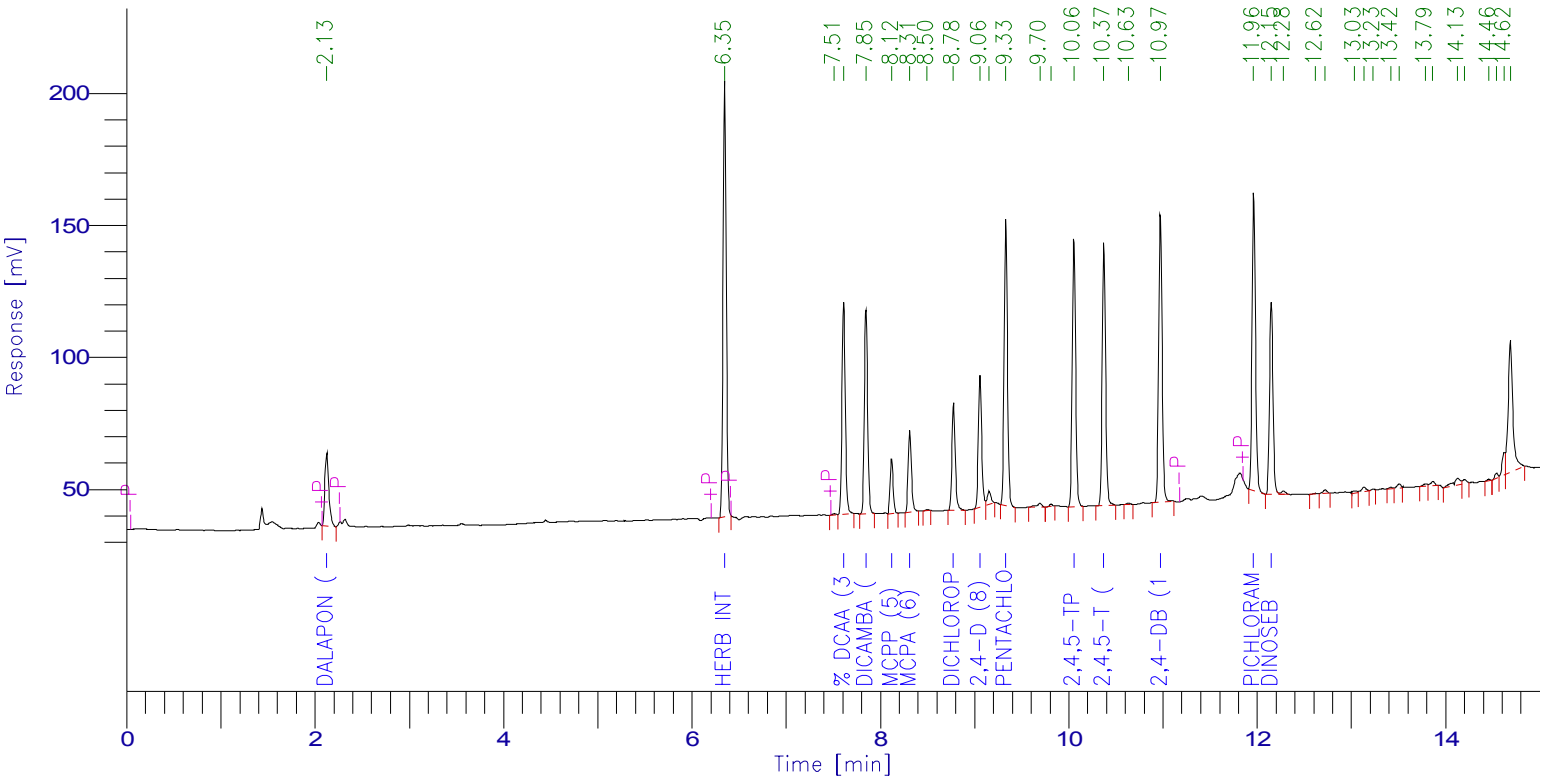

HERBICIDES REPORT

Peak #	Time [min]	Component Name	Raw Amount	Area [µV·s]	Surrogate Rec (%)	Spk 15000
1	2.127	Dalapon (1)	54.5962	82783.20	11	0
2	6.349	Herb Int Std (2)	100.0000	397067.52	20	1
4	7.611	% DCAA (3)	241.5738	197335.38	48	2
5	7.849	Dicamba (4)	54.5748	187530.88	11	0
6	8.120	MCPP (5)	15770.9714	47806.40	3154	105
7	8.313	MCPA (6)	16412.8089	75852.16	3283	109
9	8.778	Dichloroprop (7)	110.8946	102178.24	22	1
10	9.058	2,4-D (8)	108.4781	125562.64	22	1
12	9.333	Pentachlorophenol (9	21.4630	266840.00	4	0
15	10.055	2,4,5-TP (10)	54.5312	253034.24	11	0
16	10.373	2,4,5-T (11)	54.9093	251402.56	11	0
18	10.973	2,4-DB (12)	547.9437	278432.00	110	4
19	11.964	Pichloram	53.8555	288243.20	11	0
20	12.149	Dinoseb	54.5996	187211.52	11	0
			33641.1999	2741279.94	6728	224

==========

Surrogate Level = 500 ppb

==========

Client Id: Initial Calibration

Software Version: 4.1<1L22>
Date: 11/27/2019 08:04 AM
Sample Name : h1;18m
Data File : E:\TC2019\ECD12\11-NOV\N12B009.RAW Date: 11/12/2019 04:33 PM
Sequence File: E:\TC2019\ECD12\11-NOV\HERB.SEQ Cycle: 169 Channel : B
Instrument : AUTOECD_12 Rack/Vial: 0/0 Operator: jrb
Sample Amount : 1.0000 Dilution Factor : 1.00

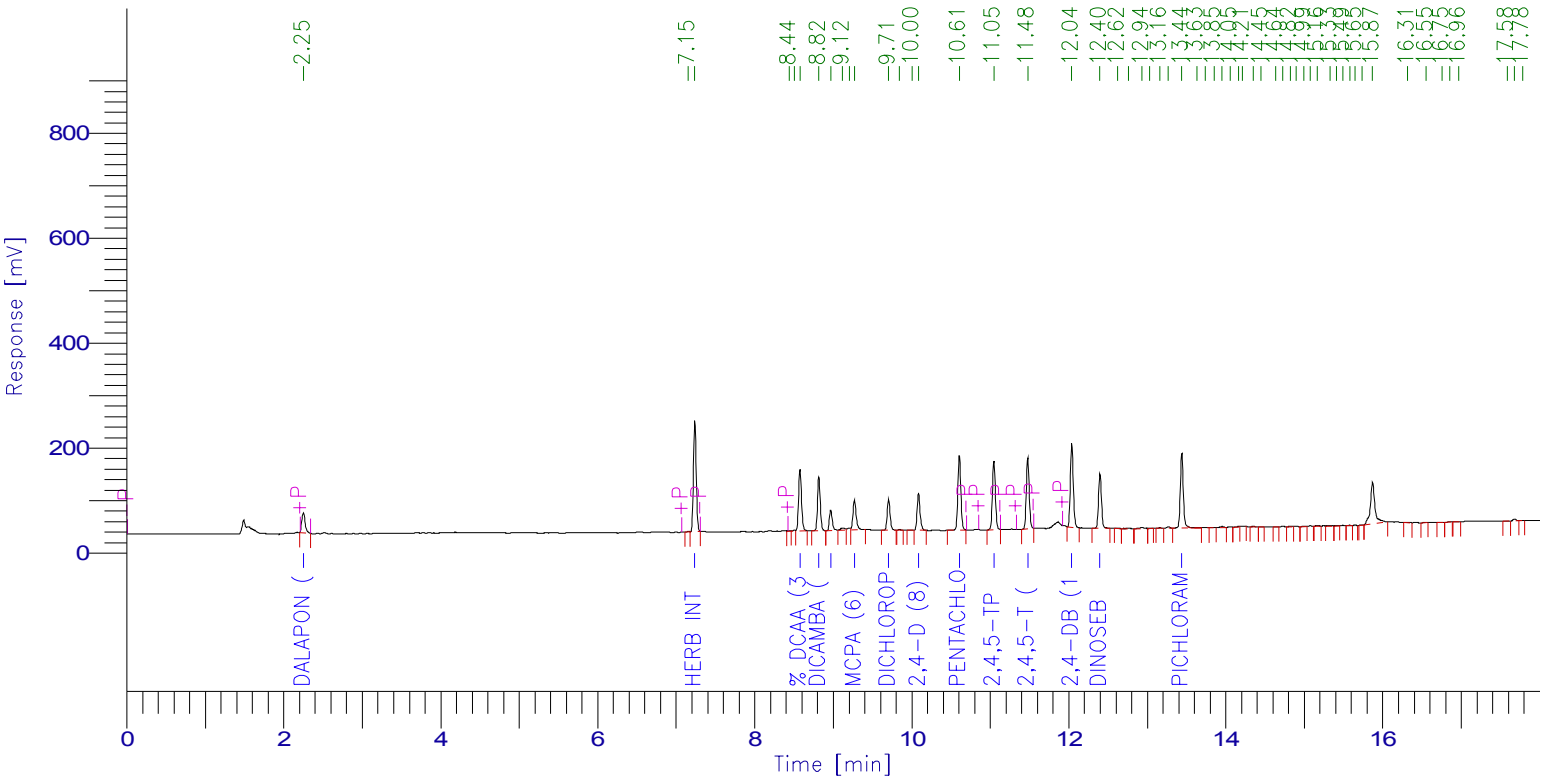

HERBICIDES REPORT

Peak #	Time [min]	Component Name	Raw Amount	Area [µV·s]	Surrogate Rec (%)	Spk 15000
1	2.253	Dalapon (1)	53.6540	118167.68	11	0
3	7.238	Herb Int Std (2)	100.0000	515527.27	20	1
6	8.576	% DCAA (3)	236.2960	295402.24	47	2
7	8.817	Dicamba (4)	53.4625	258333.28	11	0
8	8.968	MCPP (5)	16574.7241	103520.62	3315	110
11	9.270	MCPA (6)	16527.5529	158799.28	3306	110
12	9.705	Dichloroprop (7)	107.9555	148998.08	22	1
15	10.085	2,4-D (8)	106.6281	188453.13	21	1
16	10.605	Pentachlorophenol (9	21.2728	371167.20	4	0
17	11.045	2,4,5-TP (10)	52.9300	335854.08	11	0
18	11.477	2,4,5-T (11)	54.0241	340488.32	11	0
19	12.038	2,4-DB (12)	526.9129	408065.12	105	4
20	12.395	Dinoseb	54.1483	272587.84	11	0
27	13.438	Pichloram	53.3485	394239.22	11	0
			34522.9096	3909603.36	6905	230

==========

Surrogate Level = 500 ppb

==========

7D
HERBICIDE CALIBRATION VERIFICATION SUMMARY
Primary

Lab Name: Phoenix Environmental Client: NETC

Lab Code: Phoenix Case No.: SAS No.: SDG No.: GCE67556

GC Col A: CLP Pest 1 ID: 0.53 (mm) Init. Calib. Date(s): 11/12/19 11/12/19

EPA Sample No.(PIBLK): hex Date Analyzed: 11/28/19

LAB Sample ID (PIBLK): hex - N27A037 Time Analyzed: 0:06

EPA Sample No.(PEM): Date Analyzed:

LAB Sample ID (PEM): Time Analyzed:

Instrument: ECD12 File: N27A037

COMPOUND	RT	RT WINDOW FROM	RT WINDOW TO	CALC AMOUNT ppb	NOM AMOUNT ppb	% D		CF
2,4,5-T		10.31	10.41	83U	0			
2,4,5-TP (Silvex)		10.00	10.10	83U	0			
2,4-D		9.00	9.10	170U	0			
2,4-DB		10.92	11.02	1700U	0			
Dalapon		2.08	2.18	83U	0			
Dicamba		7.79	7.89	83U	0			
Dichloroprop		8.72	8.82	83U	0			
Dinoseb		12.09	12.19	83U	0			

QC LIMITS:
%D must be less than or equal to 20% (*) Criteria exceeded. CF=Calibration/Response Factor
Both channels need to have the compound detected for a concentration to be reported on either channel.

FORM VII HERB

7D
HERBICIDE CALIBRATION VERIFICATION SUMMARY
Confirmation

Lab Name: Phoenix Environmental Client: NETC

Lab Code: Phoenix Case No.: SAS No.: SDG No.: GCE67556

GC Col B: CLP Pest 2 ID: 0.53 (mm) Init. Calib. Date(s): 11/12/19 11/12/19

EPA Sample No.(PIBLK): hex Date Analyzed: 11/28/19

LAB Sample ID (PIBLK): hex - N27B037 Time Analyzed: 0:06

EPA Sample No.(PEM): Date Analyzed:

LAB Sample ID (PEM): Time Analyzed:

Instrument: ECD12 File: N27B037

COMPOUND	RT	RT WINDOW FROM	RT WINDOW TO	CALC AMOUNT ppb	NOM AMOUNT ppb	% D		CF
2,4,5-T		11.42	11.52	83U	0			
2,4,5-TP (Silvex)		10.98	11.08	83U	0			
2,4-D		10.02	10.12	170U	0			
2,4-DB		11.97	12.07	1700U	0			
Dalapon		2.20	2.30	83U	0			
Dicamba		8.75	8.85	83U	0			
Dichloroprop		9.64	9.74	83U	0			
Dinoseb		12.33	12.43	83U	0			

QC LIMITS:
%D must be less than or equal to 20% (*) Criteria exceeded. CF=Calibration/Response Factor
Both channels need to have the compound detected for a concentration to be reported on either channel.

FORM VII HERB

Client Id: Continuing Blank

Software Version: 4.1<1L22>
Date: 11/30/2019 07:39 PM
Sample Name : hex
Data File : E:\TC2019\ECD12\11-NOV\N27A037.RAW Date: 11/28/2019 12:06 AM
Sequence File: E:\TC2019\ECD12\11-NOV\HERB.SEQ Cycle: 653 Channel : A
Instrument : AUTOECD_12 Rack/Vial: 0/0 Operator: jrb
Sample Amount : 1.0000 Dilution Factor : 1.00

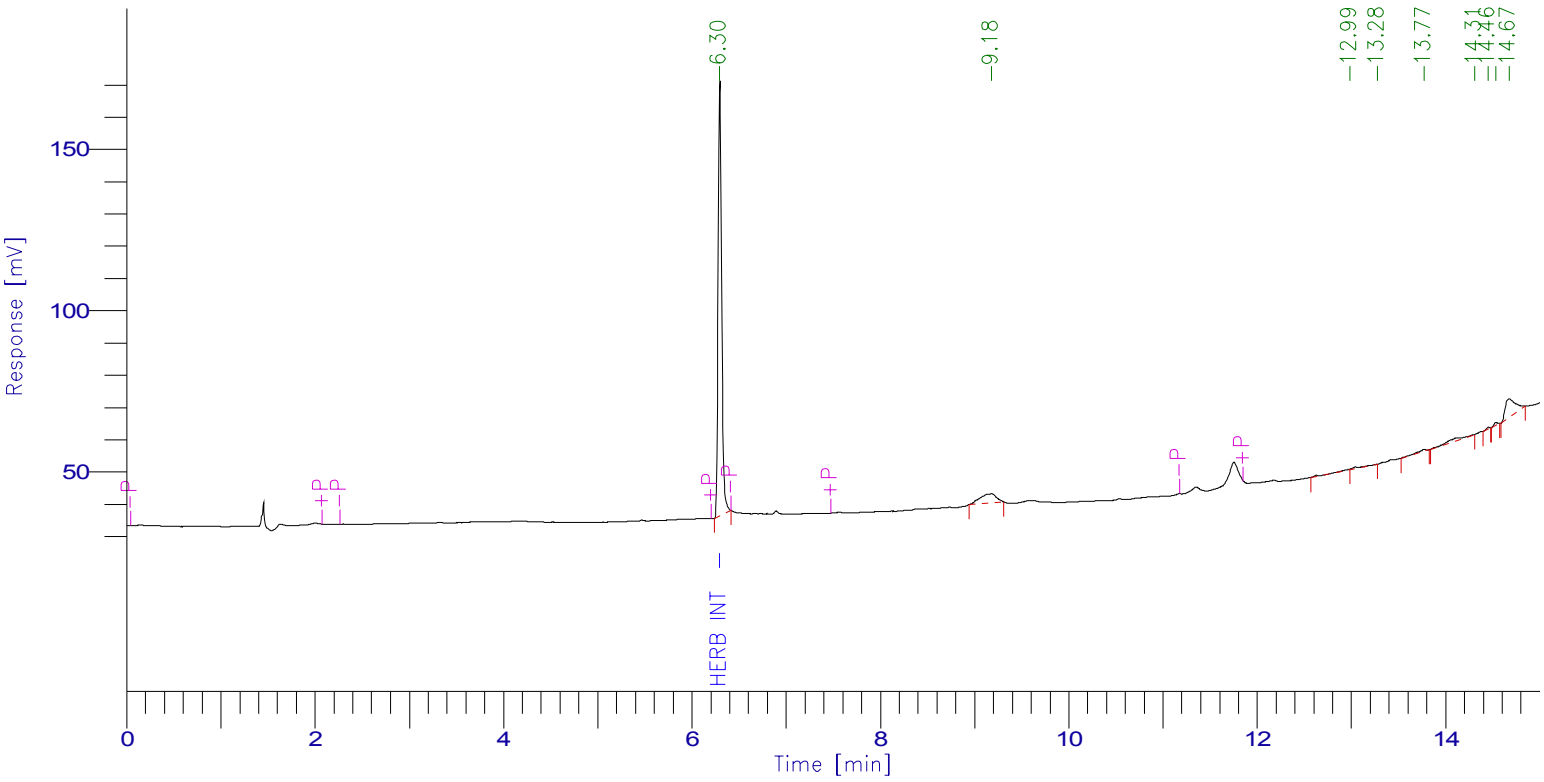

HERBICIDES REPORT

Peak #	Time [min]	Component Name	Raw Amount	Area [µV·s]	Surrogate Rec (%)	Spk 15000
0	2.119	Dalapon (1)	0.0000	0.00	0	0
1	6.297	Herb Int Std (2)	100.0000	349593.92	20	1
0	7.534	% DCAA (3)	0.0000	0.00	0	0
0	7.773	Dicamba (4)	0.0000	0.00	0	0
0	8.045	MCPP (5)	0.0000	0.00	0	0
0	8.238	MCPA (6)	0.0000	0.00	0	0
0	8.702	Dichloroprop (7)	0.0000	0.00	0	0
0	8.982	2,4-D (8)	0.0000	0.00	0	0
0	9.301	Pentachlorophenol (9	0.0000	0.00	0	0
0	9.973	2,4,5-TP (10)	0.0000	0.00	0	0
0	10.358	2,4,5-T (11)	0.0000	0.00	0	0
0	10.884	2,4-DB (12)	0.0000	0.00	0	0
0	11.977	Pichloram	0.0000	0.00	0	0
0	12.050	Dinoseb	0.0000	0.00	0	0
			100.0000	349593.92	20	1

==========

Surrogate Level = 500 ppb

==========

Client Id: Continuing Blank

Software Version: 4.1<1L22>
Date: 11/30/2019 07:39 PM
Sample Name : hex
Data File : E:\TC2019\ECD12\11-NOV\N27B037.RAW Date: 11/28/2019 12:06 AM
Sequence File: E:\TC2019\ECD12\11-NOV\HERB.SEQ Cycle: 653 Channel : B
Instrument : AUTOECD_12 Rack/Vial: 0/0 Operator: jrb
Sample Amount : 1.0000 Dilution Factor : 1.00

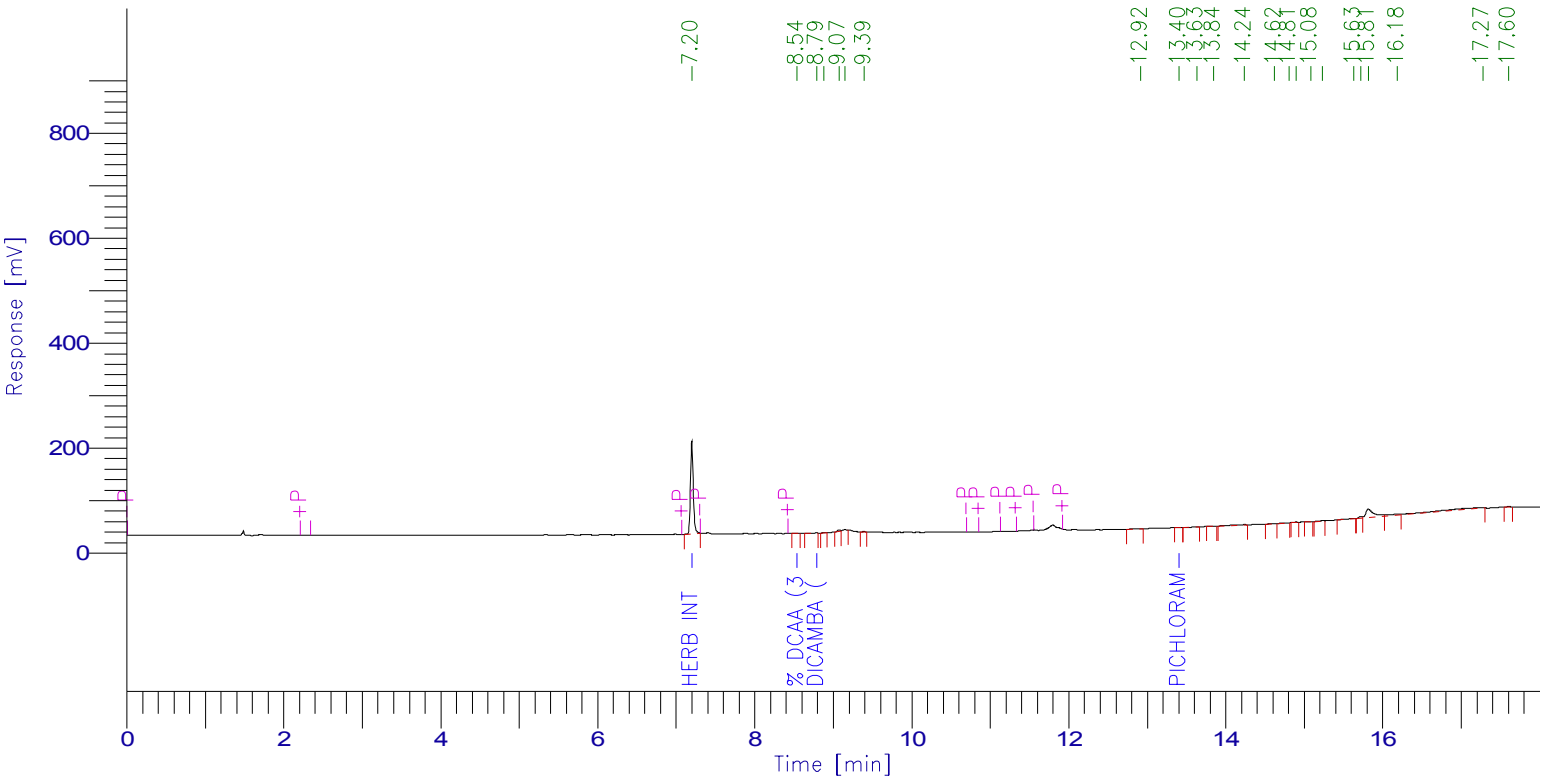

HERBICIDES REPORT

Peak #	Time [min]	Component Name	Raw Amount	Area [µV·s]	Surrogate Rec (%)	Spk 15000
0	2.256	Dalapon (1)	0.0000	0.00	0	0
1	7.198	Herb Int Std (2)	100.0000	454914.56	20	1
2	8.537	% DCAA (3)	2.4288	2679.36	0	2e-02
3	8.793	Dicamba (4)	0.5193	2214.08	0	3e-03
0	8.960	MCPP (5)	0.0000	0.00	0	0
0	9.264	MCPA (6)	0.0000	0.00	0	0
0	9.697	Dichloroprop (7)	0.0000	0.00	0	0
0	10.078	2,4-D (8)	0.0000	0.00	0	0
0	10.598	Pentachlorophenol (9	0.0000	0.00	0	0
0	11.040	2,4,5-TP (10)	0.0000	0.00	0	0
0	11.472	2,4,5-T (11)	0.0000	0.00	0	0
0	12.031	2,4-DB (12)	0.0000	0.00	0	0
0	12.390	Dinoseb	0.0000	0.00	0	0
9	13.404	Pichloram	0.2597	1693.44	5e-02	2e-03
			103.2078	461501.44	21	1

==========

Surrogate Level = 500 ppb

==========

7D
HERBICIDE CALIBRATION VERIFICATION SUMMARY
Primary

Lab Name: Phoenix Environmental Client: NETC

Lab Code: Phoenix Case No.: SAS No.: SDG No.: GCE67556

GC Col A: CLP Pest 1 ID: 0.53 (mm) Init. Calib. Date(s): 11/12/19 11/12/19

EPA Sample No.(PIBLK): Date Analyzed:

LAB Sample ID (PIBLK): Time Analyzed:

EPA Sample No.(PEM): h3cc;18u Date Analyzed: 11/28/19

LAB Sample ID (PEM): h3cc;18u - N27A038 Time Analyzed: 0:30

Instrument: ECD12 File: N27A038

COMPOUND	RT	RT WINDOW FROM	RT WINDOW TO	RAW AMOUNT ppb	NOM AMOUNT ppb	% D		CF
2,4,5-T	10.36	10.31	10.41	101	100	1		1.153
2,4,5-TP (Silvex)	10.03	10.00	10.10	107	100	7		1.169
2,4-D	9.03	9.00	9.10	176	200	12		0.292
2,4-DB	10.96	10.92	11.02	861	1000	14		0.128
Dalapon	2.11	2.08	2.18	102	100	2		0.382
Dicamba	7.80	7.79	7.89	103	100	3		0.865
Dichloroprop	8.74	8.72	8.82	203	200	2		0.232
Dinoseb	12.09	12.09	12.19	174	100	74	*	0.864
% DCAA (Surrogate Rec)	7.56	7.55	7.65	611	600	2		0.206

QC LIMITS:
%D must be less than or equal to 20% (*) Criteria exceeded. CF=Calibration/Response Factor

FORM VII HERB

7D
HERBICIDE CALIBRATION VERIFICATION SUMMARY
Confirmation

Lab Name: Phoenix Environmental Client: NETC

Lab Code: Phoenix Case No.: SAS No.: SDG No.: GCE67556

GC Col B: CLP Pest 2 ID: 0.53 (mm) Init. Calib. Date(s): 11/12/19 11/12/19

EPA Sample No.(PIBLK): Date Analyzed:

LAB Sample ID (PIBLK): Time Analyzed:

EPA Sample No.(PEM): h3cc;18u Date Analyzed: 11/28/19

LAB Sample ID (PEM): h3cc;18u - N27B038 Time Analyzed: 0:30

Instrument: ECD12 File: N27B038

COMPOUND	RT	RT WINDOW FROM	RT WINDOW TO	RAW AMOUNT ppb	NOM AMOUNT ppb	% D		CF
2,4,5-T	11.45	11.42	11.52	92	100	8		1.223
2,4,5-TP (Silvex)	11.01	10.98	11.08	98	100	2		1.231
2,4-D	10.06	10.02	10.12	208	200	4		0.343
2,4-DB	12.00	11.97	12.07	1050	1000	5		0.150
Dalapon	2.25	2.20	2.30	110	100	10		0.427
Dicamba	8.79	8.75	8.85	98	100	2		0.937
Dichloroprop	9.68	9.64	9.74	200	200	0		0.268
Dinoseb	12.34	12.33	12.43	110	100	10		0.976
% DCAA (Surrogate Rec)	8.55	8.51	8.61	582	600	3		0.242

QC LIMITS:
%D must be less than or equal to 20% (*) Criteria exceeded. CF=Calibration/Response Factor

FORM VII HERB

Client Id: Continuing Calibration

Software Version: 4.1<1L22>
Date: 11/30/2019 07:39 PM
Sample Name : h3cc;18u
Data File : E:\TC2019\ECD12\11-NOV\N27A038.RAW Date: 11/28/2019 12:30 AM
Sequence File: E:\TC2019\ECD12\11-NOV\HERB.SEQ Cycle: 654 Channel : A
Instrument : AUTOECD_12 Rack/Vial: 0/0 Operator: jrb
Sample Amount : 1.0000 Dilution Factor : 1.00

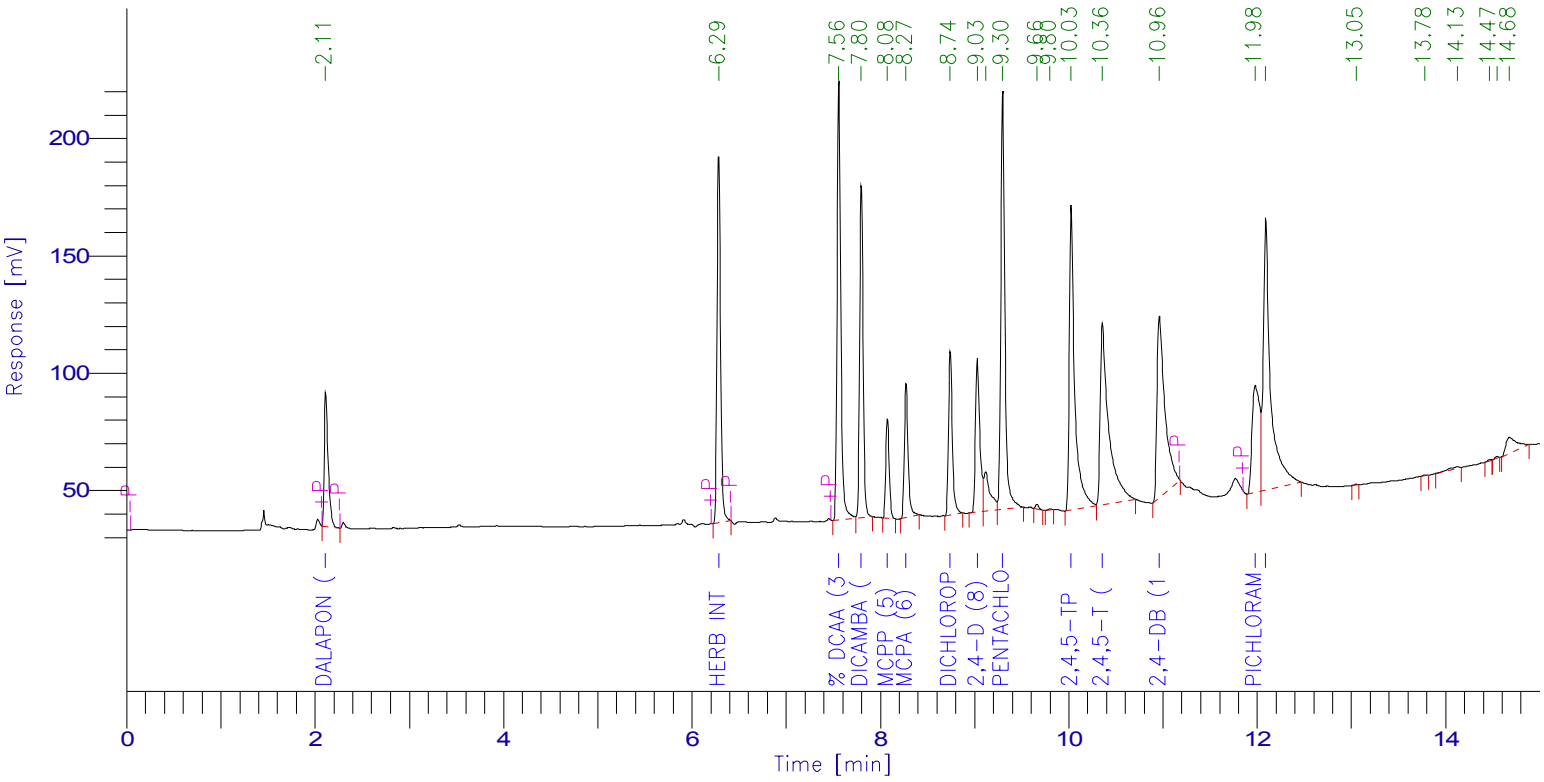

HERBICIDES REPORT

Peak #	Time [min]	Component Name	Raw Amount	Area [µV·s]	Surrogate Rec (%)	Spk 15000
1	2.114	Dalapon (1)	102.4528	162178.24	20	1
2	6.285	Herb Int Std (2)	100.0000	414527.68	20	1
3	7.561	% DCAA (3)	610.6133	520727.54	122	4
4	7.800	Dicamba (4)	102.6974	368408.30	21	1
5	8.077	MCPP (5)	33828.5869	107053.44	6766	226
6	8.274	MCPA (6)	33073.7762	159572.48	6615	220
7	8.743	Dichloroprop (7)	202.5673	194852.80	41	1
8	9.030	2,4-D (8)	176.1893	212905.67	35	1
10	9.299	Pentachlorophenol (9	41.8377	543023.72	8	0
13	10.026	2,4,5-TP (10)	107.0341	518496.48	21	1
14	10.358	2,4,5-T (11)	101.2900	484149.60	20	1
15	10.963	2,4-DB (12)	861.3024	456907.20	172	6
16	11.980	Pichloram	46.7307	261108.03	9	0
17	12.092	Dinoseb	174.3127	623967.17	35	1
			69529.3908	5027878.35	13906	464

==========

Surrogate Level = 500 ppb

==========

Client Id: Continuing Calibration

Software Version: 4.1<1L22>
Date: 11/30/2019 07:39 PM
Sample Name : h3cc;18u
Data File : E:\TC2019\ECD12\11-NOV\N27B038.RAW Date: 11/28/2019 12:30 AM
Sequence File: E:\TC2019\ECD12\11-NOV\HERB.SEQ Cycle: 654 Channel : B
Instrument : AUTOECD_12 Rack/Vial: 0/0 Operator: jrb
Sample Amount : 1.0000 Dilution Factor : 1.00

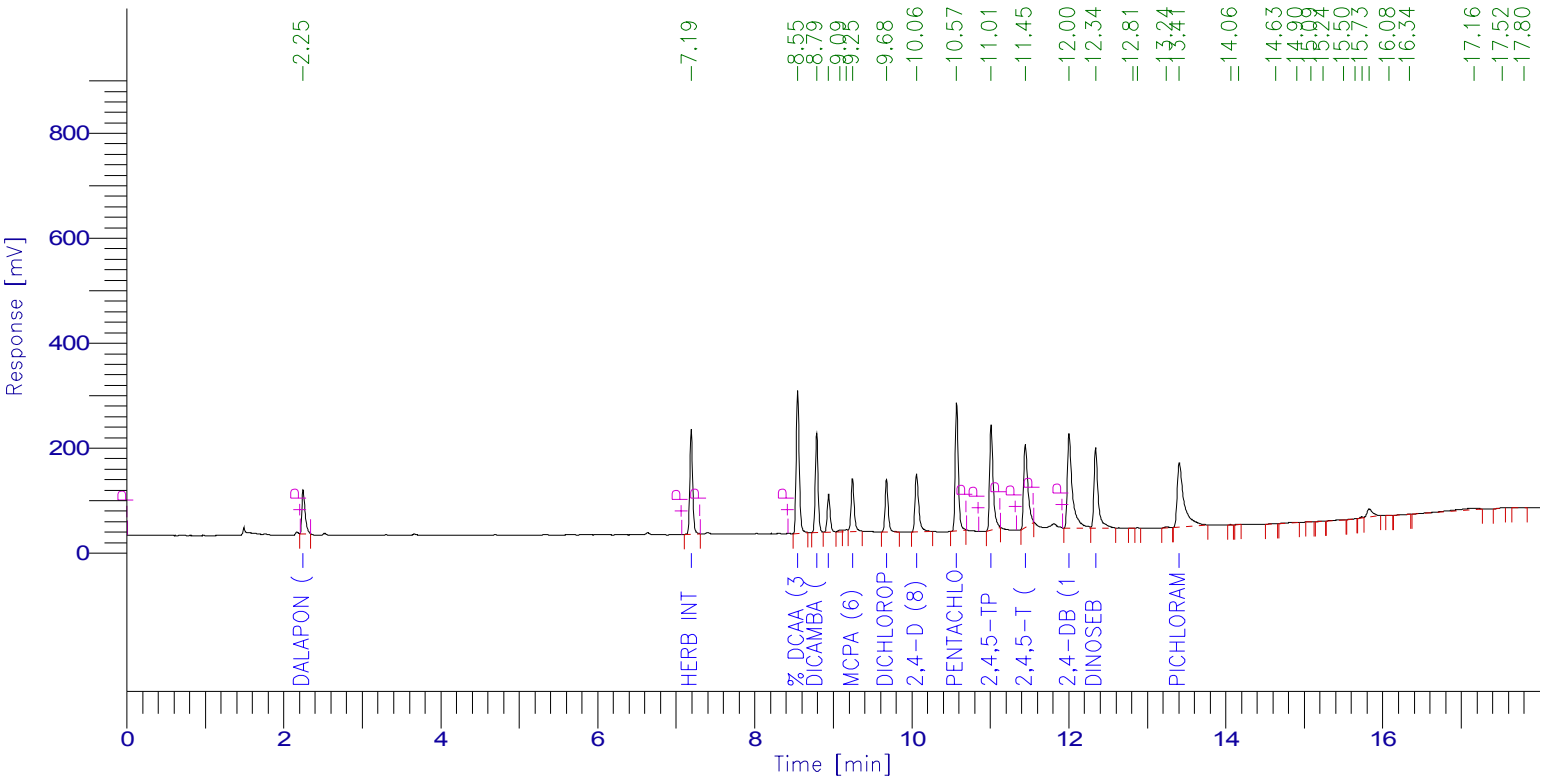

HERBICIDES REPORT

Peak #	Time [min]	Component Name	Raw Amount	Area [µV·s]	Surrogate Rec (%)	Spk 15000
1	2.248	Dalapon (1)	109.9019	242416.64	22	1
2	7.191	Herb Int Std (2)	100.0000	516311.68	20	1
3	8.547	% DCAA (3)	581.5154	728079.68	116	4
4	8.788	Dicamba (4)	98.4995	476678.76	20	1
5	8.941	MCPP (5)	30534.0310	190996.33	6107	204
8	9.245	MCPA (6)	29467.3528	283557.68	5893	196
9	9.678	Dichloroprop (7)	200.2247	276766.72	40	1
10	10.060	2,4-D (8)	207.7967	367816.00	42	1
11	10.572	Pentachlorophenol (9	38.9736	681043.84	8	0
12	11.011	2,4,5-TP (10)	97.9284	622325.44	20	1
13	11.446	2,4,5-T (11)	91.8589	579824.32	18	1
14	12.002	2,4-DB (12)	1051.0551	815223.07	210	7
15	12.341	Dinoseb	109.8252	553711.97	22	1
19	13.406	Pichloram	97.8172	723957.60	20	1
			62786.7804	7058709.73	12557	419

==========

Surrogate Level = 500 ppb

==========

7D
HERBICIDE CALIBRATION VERIFICATION SUMMARY
Primary

Lab Name: Phoenix Environmental Client: NETC

Lab Code: Phoenix Case No.: SAS No.: SDG No.: GCE67556

GC Col A: ID: 0.53 (mm) Init. Calib. Date(s): 11/12/19 11/12/19

EPA Sample No.(PIBLK): hex Date Analyzed: 11/28/19

LAB Sample ID (PIBLK): hex - N27A049 Time Analyzed: 4:54

EPA Sample No.(PEM): Date Analyzed:

LAB Sample ID (PEM): Time Analyzed:

Instrument: ECD12 File: N27A049

COMPOUND	RT	RT WINDOW FROM	RT WINDOW TO	CALC AMOUNT ppb	NOM AMOUNT ppb	% D		CF
2,4,5-T		10.31	10.41	83U	0			
2,4,5-TP (Silvex)		10.00	10.10	83U	0			
2,4-D		9.00	9.10	170U	0			
2,4-DB		10.92	11.02	1700U	0			
Dalapon		2.08	2.18	83U	0			
Dicamba		7.79	7.89	83U	0			
Dichloroprop		8.72	8.82	83U	0			
Dinoseb		12.09	12.19	83U	0			

QC LIMITS:
%D must be less than or equal to 20% (*) Criteria exceeded. CF=Calibration/Response Factor
Both channels need to have the compound detected for a concentration to be reported on either channel.

FORM VII HERB

7D
HERBICIDE CALIBRATION VERIFICATION SUMMARY
Confirmation

Lab Name: Phoenix Environmental Client: NETC

Lab Code: Phoenix Case No.: SAS No.: SDG No.: GCE67556

GC Col B: ID: (mm) Init. Calib. Date(s): 11/12/19 11/12/19

EPA Sample No.(PIBLK): hex Date Analyzed: 11/28/19

LAB Sample ID (PIBLK): hex - N27B049 Time Analyzed: 4:54

EPA Sample No.(PEM): Date Analyzed:

LAB Sample ID (PEM): Time Analyzed:

Instrument: ECD12 File: N27B049

COMPOUND	RT	RT WINDOW FROM	RT WINDOW TO	CALC AMOUNT ppb	NOM AMOUNT ppb	% D		CF
2,4,5-T		10.31	10.41	83U	0			
2,4,5-TP (Silvex)		10.00	10.10	83U	0			
2,4-D		9.00	9.10	170U	0			
2,4-DB		10.92	11.02	1700U	0			
Dalapon		2.08	2.18	83U	0			
Dicamba		7.79	7.89	83U	0			
Dichloroprop		8.72	8.82	83U	0			
Dinoseb		12.09	12.19	83U	0			

QC LIMITS:
%D must be less than or equal to 20% (*) Criteria exceeded. CF=Calibration/Response Factor
Both channels need to have the compound detected for a concentration to be reported on either channel.

FORM VII HERB

Client Id: Continuing Blank

Software Version: 4.1<1L22>
Date: 11/30/2019 07:39 PM
Sample Name : heex
Data File : E:\TC2019\ECD12\11-NOV\N27A049.RAW Date: 11/28/2019 04:54 AM
Sequence File: E:\TC2019\ECD12\11-NOV\HERB.SEQ Cycle: 665 Channel : A
Instrument : AUTOECD_12 Rack/Vial: 0/0 Operator: jrb
Sample Amount : 1.0000 Dilution Factor : 1.00

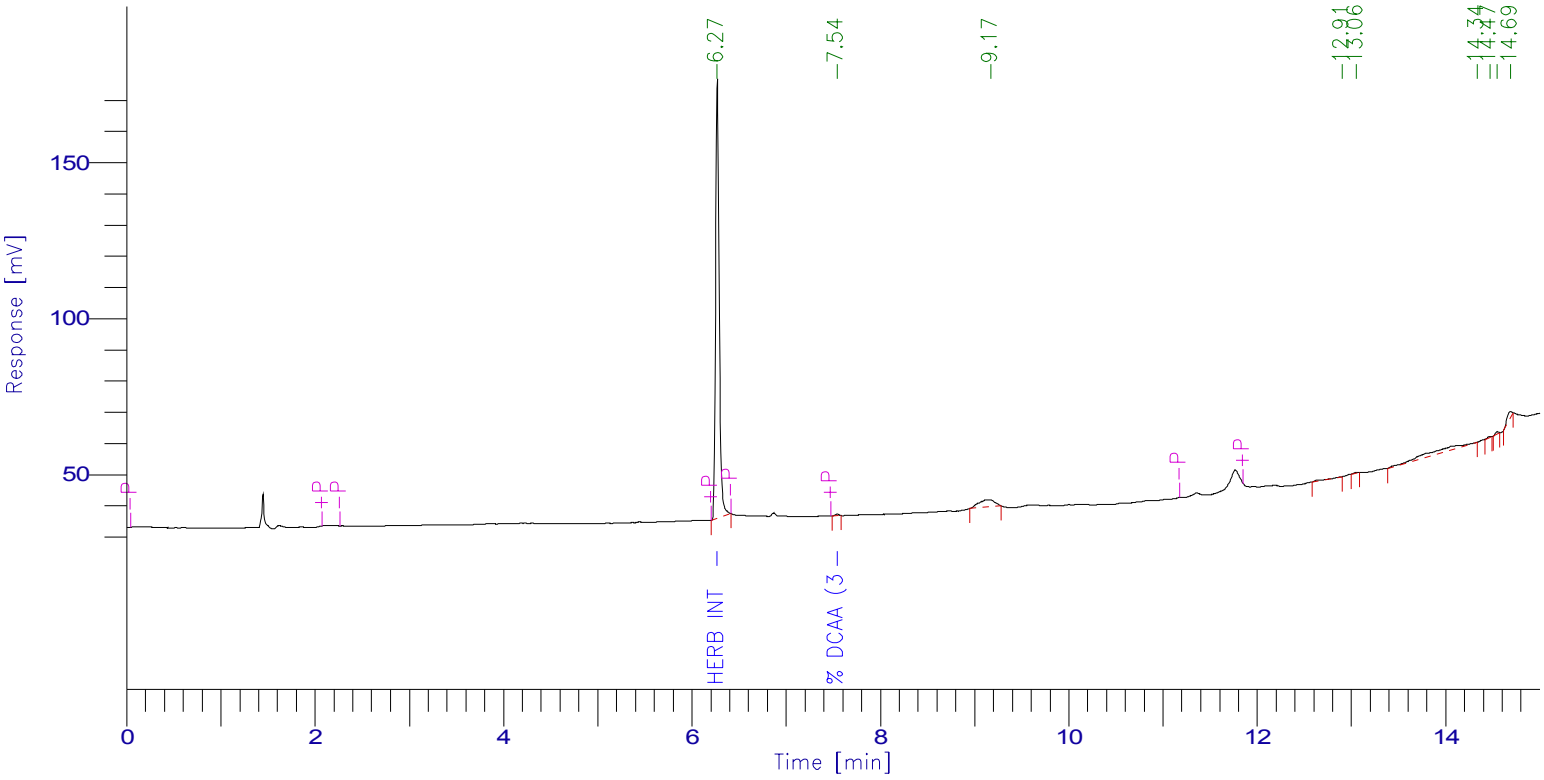

HERBICIDES REPORT

Peak #	Time [min]	Component Name	Raw Amount	Area [µV·s]	Surrogate Rec (%)	Spk 15000
0	2.119	Dalapon (1)	0.0000	0.00	0	0
1	6.271	Herb Int Std (2)	100.0000	379445.76	20	1
2	7.541	% DCAA (3)	1.6118	1258.24	0	1e-02
0	7.773	Dicamba (4)	0.0000	0.00	0	0
0	8.045	MCPP (5)	0.0000	0.00	0	0
0	8.238	MCPA (6)	0.0000	0.00	0	0
0	8.702	Dichloroprop (7)	0.0000	0.00	0	0
0	8.982	2,4-D (8)	0.0000	0.00	0	0
0	9.301	Pentachlorophenol (9	0.0000	0.00	0	0
0	9.973	2,4,5-TP (10)	0.0000	0.00	0	0
0	10.358	2,4,5-T (11)	0.0000	0.00	0	0
0	10.884	2,4-DB (12)	0.0000	0.00	0	0
0	11.977	Pichloram	0.0000	0.00	0	0
0	12.050	Dinoseb	0.0000	0.00	0	0
			101.6118	380704.00	20	1

Surrogate Level = 500 ppb

Client Id: Continuing Blank

Software Version: 4.1<1L22>
Date: 11/30/2019 07:39 PM
Sample Name : heex
Data File : E:\TC2019\ECD12\11-NOV\N27B049.RAW Date: 11/28/2019 04:54 AM
Sequence File: E:\TC2019\ECD12\11-NOV\HERB.SEQ Cycle: 665 Channel : B
Instrument : AUTOECD_12 Rack/Vial: 0/0 Operator: jrb
Sample Amount : 1.0000 Dilution Factor : 1.00

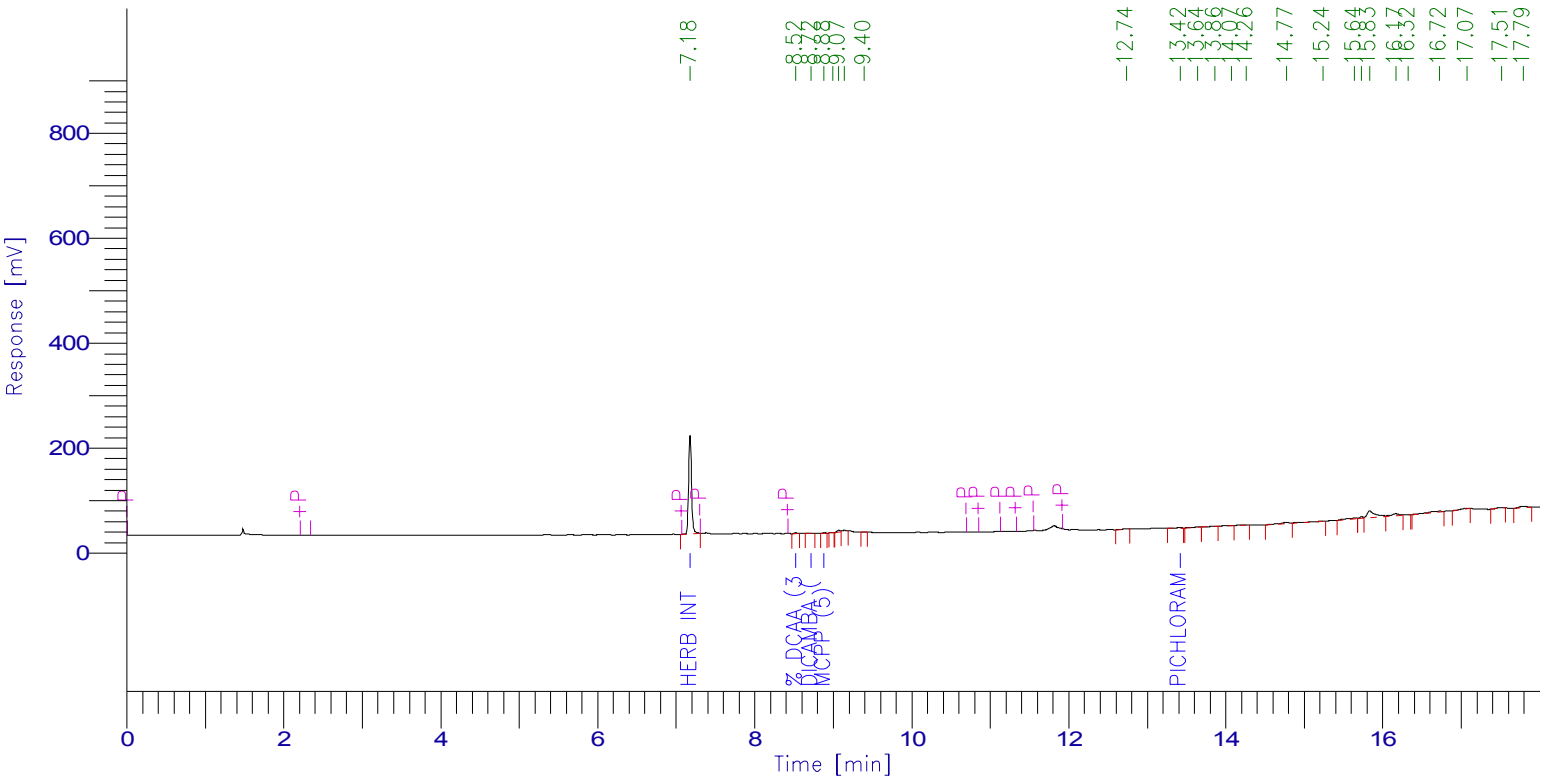

HERBICIDES REPORT

Peak #	Time [min]	Component Name	Raw Amount	Area [µV·s]	Surrogate Rec (%)	Spk 15000
0	2.256	Dalapon (1)	0.0000	0.00	0	0
1	7.176	Herb Int Std (2)	100.0000	496556.80	20	1
2	8.524	% DCAA (3)	2.8179	3393.12	1	2e-02
3	8.720	Dicamba (4)	0.3517	1636.80	7e-02	2e-03
4	8.882	MCPP (5)	173.3550	1042.88	35	1
0	9.264	MCPA (6)	0.0000	0.00	0	0
0	9.697	Dichloroprop (7)	0.0000	0.00	0	0
0	10.078	2,4-D (8)	0.0000	0.00	0	0
0	10.598	Pentachlorophenol (9	0.0000	0.00	0	0
0	11.040	2,4,5-TP (10)	0.0000	0.00	0	0
0	11.472	2,4,5-T (11)	0.0000	0.00	0	0
0	12.031	2,4-DB (12)	0.0000	0.00	0	0
0	12.390	Dinoseb	0.0000	0.00	0	0
10	13.418	Pichloram	0.6149	4376.96	0	4e-03
			277.1395	507006.56	55	2

==========

Surrogate Level = 500 ppb

==========

7D
HERBICIDE CALIBRATION VERIFICATION SUMMARY
Primary

Lab Name: Phoenix Environmental Client: NETC

Lab Code: Phoenix Case No.: SAS No.: SDG No.: GCE67556

GC Col A: CLP Pest 1 ID: 0.53 (mm) Init. Calib. Date(s): 11/12/19 11/12/19

EPA Sample No.(PIBLK): Date Analyzed:

LAB Sample ID (PIBLK): Time Analyzed:

EPA Sample No.(PEM): h3cc;18u Date Analyzed: 11/28/19

LAB Sample ID (PEM): h3cc;18u - N27A050 Time Analyzed: 5:18

Instrument: ECD12 File: N27A050

COMPOUND	RT	RT WINDOW FROM	RT WINDOW TO	RAW AMOUNT ppb	NOM AMOUNT ppb	% D		CF
2,4,5-T	10.33	10.31	10.41	106	100	6		1.153
2,4,5-TP (Silvex)	10.00	10.00	10.10	106	100	6		1.169
2,4-D	9.00	9.00	9.10	172	200	14		0.292
2,4-DB	10.95	10.92	11.02	870	1000	13		0.128
Dalapon	2.10	2.08	2.18	102	100	2		0.382
Dicamba	7.78	7.79	7.89	100	100	0		0.865
Dichloroprop	8.72	8.72	8.82	199	200	1		0.232
Dinoseb	12.09	12.09	12.19	178	100	78	*	0.864
% DCAA (Surrogate Rec)	7.54	7.55	7.65	600	600	0		0.206

QC LIMITS:
%D must be less than or equal to 20% (*) Criteria exceeded. CF=Calibration/Response Factor

FORM VII HERB

7D
HERBICIDE CALIBRATION VERIFICATION SUMMARY
Confirmation

Lab Name: Phoenix Environmental Client: NETC

Lab Code: Phoenix Case No.: SAS No.: SDG No.: GCE67556

GC Col B: CLP Pest 2 ID: 0.53 (mm) Init. Calib. Date(s): 11/12/19 11/12/19

EPA Sample No.(PIBLK): Date Analyzed:

LAB Sample ID (PIBLK): Time Analyzed:

EPA Sample No.(PEM): h3cc;18u Date Analyzed: 11/28/19

LAB Sample ID (PEM): h3cc;18u - N27B050 Time Analyzed: 5:18

Instrument: ECD12 File: N27B050

COMPOUND	RT	RT WINDOW FROM	RT WINDOW TO	RAW AMOUNT ppb	NOM AMOUNT ppb	% D		CF
2,4,5-T	11.43	11.42	11.52	95	100	5		1.223
2,4,5-TP (Silvex)	10.99	10.98	11.08	100	100	0		1.231
2,4-D	10.03	10.02	10.12	206	200	3		0.343
2,4-DB	11.99	11.97	12.07	1060	1000	6		0.150
Dalapon	2.23	2.20	2.30	113	100	13		0.427
Dicamba	8.76	8.75	8.85	98	100	2		0.937
Dichloroprop	9.65	9.64	9.74	195	200	3		0.268
Dinoseb	12.34	12.33	12.43	112	100	12		0.976
% DCAA (Surrogate Rec)	8.52	8.51	8.61	581	600	3		0.242

QC LIMITS:
%D must be less than or equal to 20% (*) Criteria exceeded. CF=Calibration/Response Factor

FORM VII HERB

Client Id: Continuing Calibration

Software Version: 4.1<1L22>
Date: 11/30/2019 07:44 PM
Sample Name : h3cc;18u
Data File : E:\TC2019\ECD12\11-NOV\N27A050.RAW Date: 11/28/2019 05:18 AM
Sequence File: E:\TC2019\ECD12\11-NOV\HERB.SEQ Cycle: 666 Channel : A
Instrument : AUTOECD_12 Rack/Vial: 0/0 Operator: jrb
Sample Amount : 1.0000 Dilution Factor : 1.00

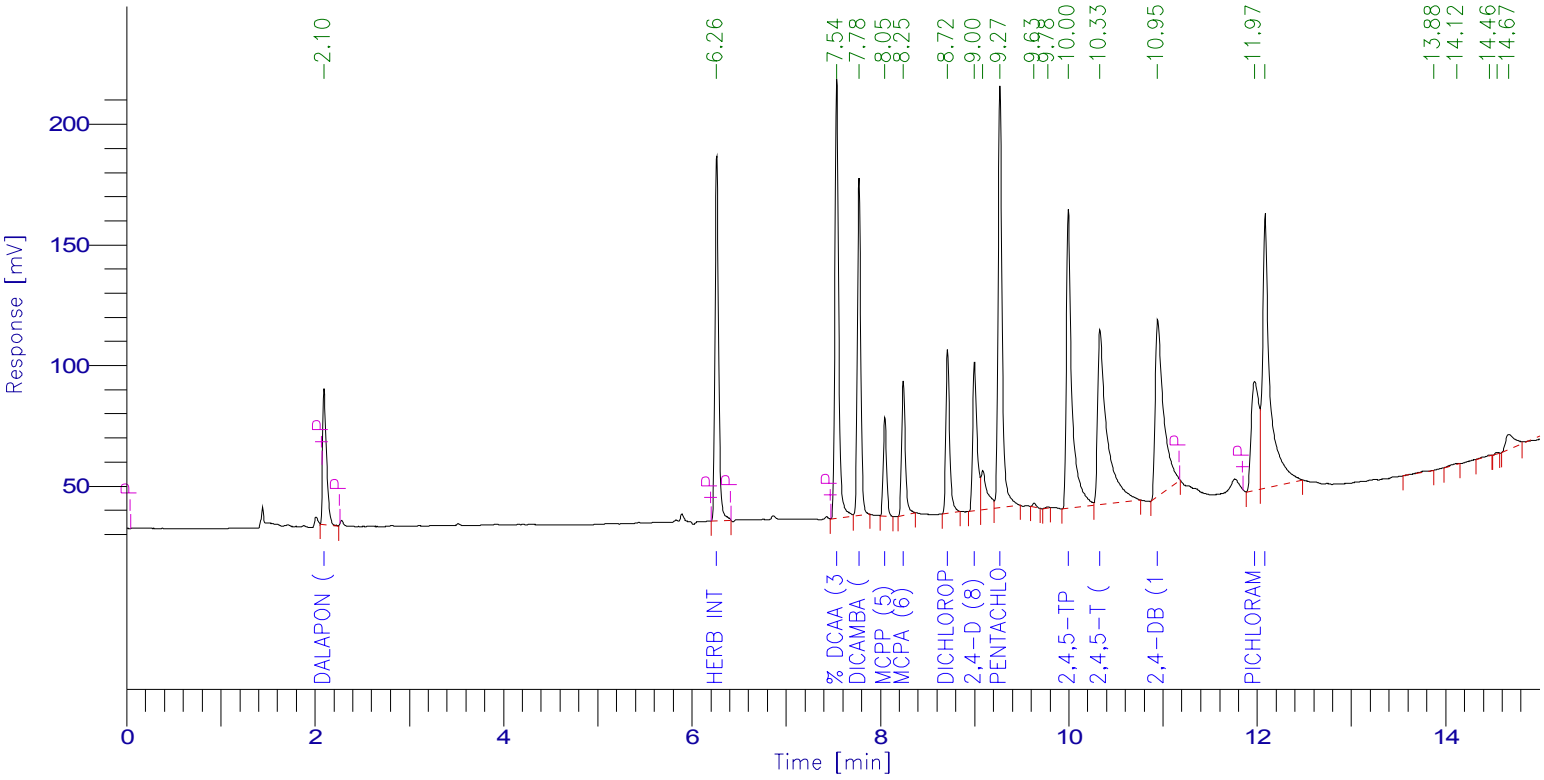

HERBICIDES REPORT

Peak #	Time [min]	Component Name	Raw Amount	Area [µV·s]	Surrogate Rec (%)	Spk 15000
1	2.097	Dalapon (1)	102.4398	160392.96	20	1
2	6.264	Herb Int Std (2)	100.0000	410016.48	20	1
3	7.538	% DCAA (3)	599.6961	505851.74	120	4
4	7.775	Dicamba (4)	100.4820	356538.02	20	1
5	8.050	MCPP (5)	33077.8728	103538.56	6616	221
6	8.245	MCPA (6)	32077.8045	153082.88	6416	214
7	8.715	Dichloroprop (7)	198.6147	188971.52	40	1
8	9.000	2,4-D (8)	172.2738	205908.71	34	1
10	9.270	Pentachlorophenol (9	41.0639	527179.95	8	0
13	9.996	2,4,5-TP (10)	106.4275	509947.24	21	1
14	10.332	2,4,5-T (11)	106.2061	502123.48	21	1
15	10.945	2,4-DB (12)	870.2184	456613.12	174	6
16	11.973	Pichloram	46.2498	255608.60	9	0
17	12.085	Dinoseb	177.6156	628870.92	36	1
			67776.9649	4964644.18	13555	452

==========

Surrogate Level = 500 ppb

==========

Client Id: Continuing Calibration

Software Version: 4.1<1L22>
Date: 11/30/2019 07:39 PM
Sample Name : h3cc;18u
Data File : E:\TC2019\ECD12\11-NOV\N27B050.RAW Date: 11/28/2019 05:18 AM
Sequence File: E:\TC2019\ECD12\11-NOV\HERB.SEQ Cycle: 666 Channel : B
Instrument : AUTOECD_12 Rack/Vial: 0/0 Operator: jrb
Sample Amount : 1.0000 Dilution Factor : 1.00

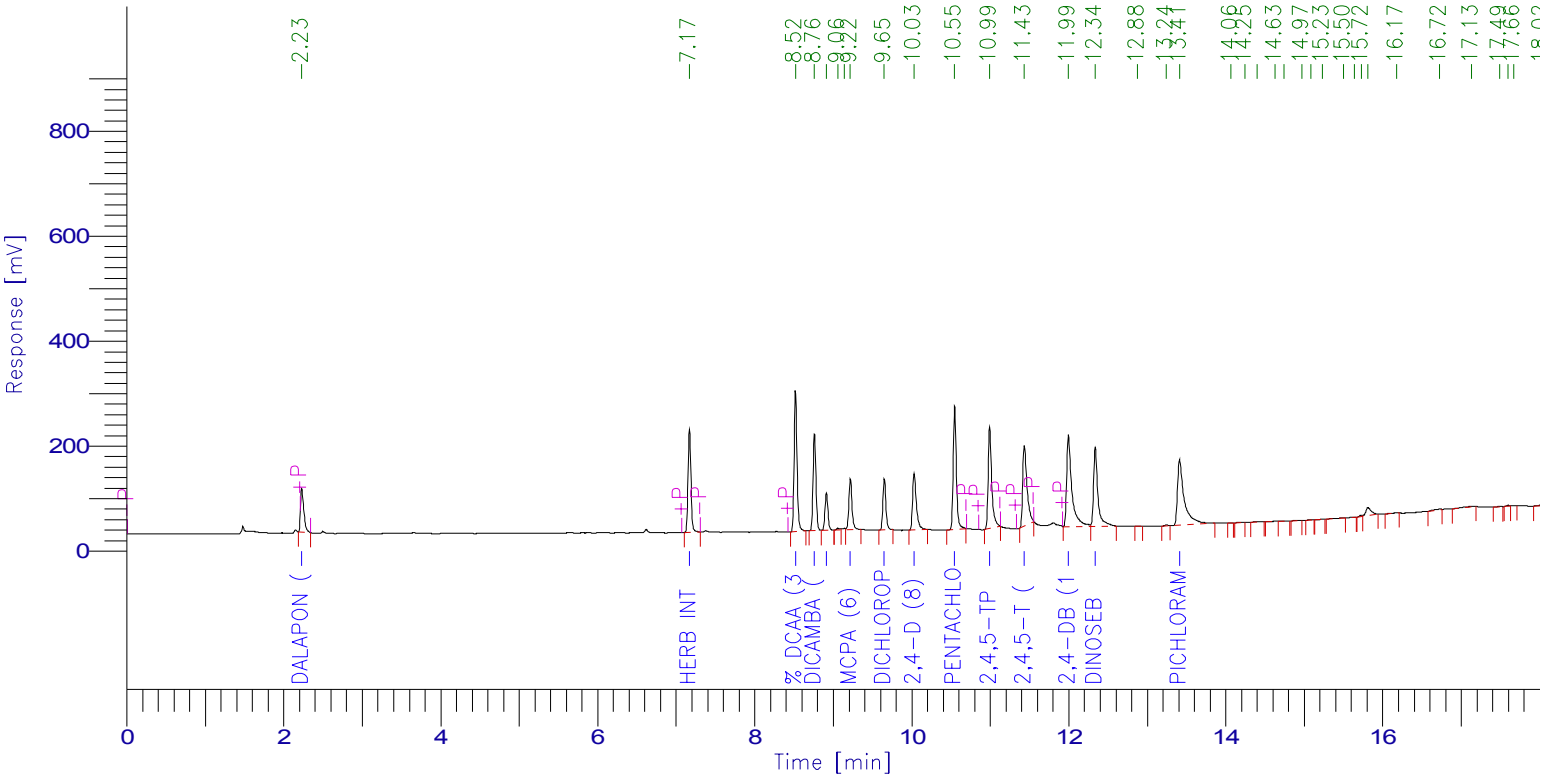

HERBICIDES REPORT

Peak #	Time [min]	Component Name	Raw Amount	Area [µV·s]	Surrogate Rec (%)	Spk 15000
1	2.230	Dalapon (1)	113.1433	245671.04	23	1
2	7.168	Herb Int Std (2)	100.0000	508252.80	20	1
3	8.519	% DCAA (3)	580.5244	715494.08	116	4
4	8.760	Dicamba (4)	98.0432	467064.74	20	1
5	8.912	MCPP (5)	30421.4315	187321.82	6084	203
8	9.217	MCPA (6)	29258.7901	277156.13	5852	195
9	9.650	Dichloroprop (7)	194.8763	265169.28	39	1
10	10.029	2,4-D (8)	205.5721	358198.72	41	1
11	10.546	Pentachlorophenol (9	39.4800	679124.80	8	0
12	10.992	2,4,5-TP (10)	99.7775	624179.20	20	1
13	11.434	2,4,5-T (11)	94.9820	590180.00	19	1
14	11.994	2,4-DB (12)	1063.0482	811655.53	213	7
15	12.336	Dinoseb	112.4798	558244.31	22	1
18	13.409	Pichloram	100.7990	734381.63	20	1
			62482.9475	7022094.07	12497	417

==========

Surrogate Level = 500 ppb

==========

7D
HERBICIDE CALIBRATION VERIFICATION SUMMARY
Primary

Lab Name: Phoenix Environmental Client: NETC

Lab Code: Phoenix Case No.: SAS No.: SDG No.: GCE67556

GC Col A: CLP Pest 1 ID: 0.53 (mm) Init. Calib. Date(s): 11/12/19 11/12/19

EPA Sample No.(PIBLK): hex Date Analyzed: 11/28/19

LAB Sample ID (PIBLK): hex - N27A061 Time Analyzed: 9:41

EPA Sample No.(PEM): Date Analyzed:

LAB Sample ID (PEM): Time Analyzed:

Instrument: ECD12 File: N27A061

COMPOUND	RT	RT WINDOW FROM	RT WINDOW TO	CALC AMOUNT ppb	NOM AMOUNT ppb	% D		CF
2,4,5-T		10.31	10.41	83U	0			
2,4,5-TP (Silvex)		10.00	10.10	83U	0			
2,4-D		9.00	9.10	170U	0			
2,4-DB		10.92	11.02	1700U	0			
Dalapon		2.08	2.18	83U	0			
Dicamba		7.79	7.89	83U	0			
Dichloroprop		8.72	8.82	83U	0			
Dinoseb		12.09	12.19	83U	0			

QC LIMITS:
%D must be less than or equal to 20% (*) Criteria exceeded. CF=Calibration/Response Factor
Both channels need to have the compound detected for a concentration to be reported on either channel.

FORM VII HERB

7D
HERBICIDE CALIBRATION VERIFICATION SUMMARY
Confirmation

Lab Name: Phoenix Environmental Client: NETC

Lab Code: Phoenix Case No.: SAS No.: SDG No.: GCE67556

GC Col B: CLP Pest 2 ID: 0.53 (mm) Init. Calib. Date(s): 11/12/19 11/12/19

EPA Sample No.(PIBLK): hex Date Analyzed: 11/28/19

LAB Sample ID (PIBLK): hex - N27B061 Time Analyzed: 9:41

EPA Sample No.(PEM): Date Analyzed:

LAB Sample ID (PEM): Time Analyzed:

Instrument: ECD12 File: N27B061

COMPOUND	RT	RT WINDOW FROM	RT WINDOW TO	CALC AMOUNT ppb	NOM AMOUNT ppb	% D		CF
2,4,5-T		11.42	11.52	83U	0			
2,4,5-TP (Silvex)		10.98	11.08	83U	0			
2,4-D		10.02	10.12	170U	0			
2,4-DB		11.97	12.07	1700U	0			
Dalapon		2.20	2.30	83U	0			
Dicamba		8.75	8.85	83U	0			
Dichloroprop		9.64	9.74	83U	0			
Dinoseb		12.33	12.43	83U	0			

QC LIMITS:
%D must be less than or equal to 20% (*) Criteria exceeded. CF=Calibration/Response Factor
Both channels need to have the compound detected for a concentration to be reported on either channel.

FORM VII HERB

Client Id: Continuing Blank

Software Version: 4.1<1L22>
Date: 11/30/2019 07:39 PM
Sample Name : hex
Data File : E:\TC2019\ECD12\11-NOV\N27A061.RAW Date: 11/28/2019 09:41 AM
Sequence File: E:\TC2019\ECD12\11-NOV\HERB.SEQ Cycle: 677 Channel : A
Instrument : AUTOECD_12 Rack/Vial: 0/0 Operator: jrb
Sample Amount : 1.0000 Dilution Factor : 1.00

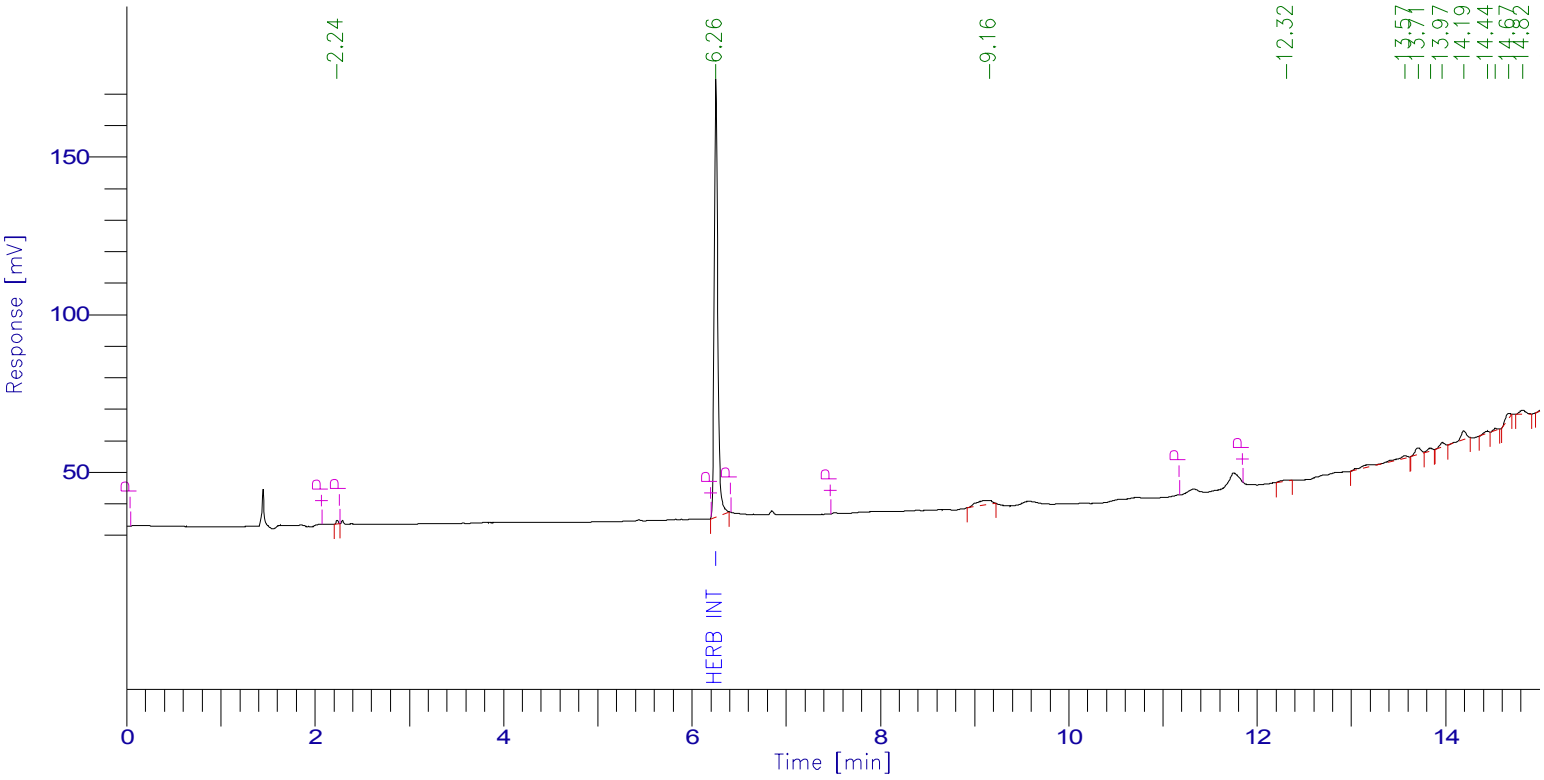

HERBICIDES REPORT

Peak #	Time [min]	Component Name	Raw Amount	Area [µV·s]	Surrogate Rec (%)	Spk 15000
0	2.119	Dalapon (1)	0.0000	0.00	0	0
2	6.256	Herb Int Std (2)	100.0000	366136.64	20	1
0	7.534	% DCAA (3)	0.0000	0.00	0	0
0	7.773	Dicamba (4)	0.0000	0.00	0	0
0	8.045	MCPP (5)	0.0000	0.00	0	0
0	8.238	MCPA (6)	0.0000	0.00	0	0
0	8.702	Dichloroprop (7)	0.0000	0.00	0	0
0	8.982	2,4-D (8)	0.0000	0.00	0	0
0	9.301	Pentachlorophenol (9	0.0000	0.00	0	0
0	9.973	2,4,5-TP (10)	0.0000	0.00	0	0
0	10.358	2,4,5-T (11)	0.0000	0.00	0	0
0	10.884	2,4-DB (12)	0.0000	0.00	0	0
0	11.977	Pichloram	0.0000	0.00	0	0
0	12.050	Dinoseb	0.0000	0.00	0	0
			100.0000	366136.64	20	1

==========

Surrogate Level = 500 ppb

==========

Client Id: Continuing Blank

Software Version: 4.1<1L22>
Date: 11/30/2019 07:39 PM
Sample Name : hex
Data File : E:\TC2019\ECD12\11-NOV\N27B061.RAW Date: 11/28/2019 09:41 AM
Sequence File: E:\TC2019\ECD12\11-NOV\HERB.SEQ Cycle: 677 Channel : B
Instrument : AUTOECD_12 Rack/Vial: 0/0 Operator: jrb
Sample Amount : 1.0000 Dilution Factor : 1.00

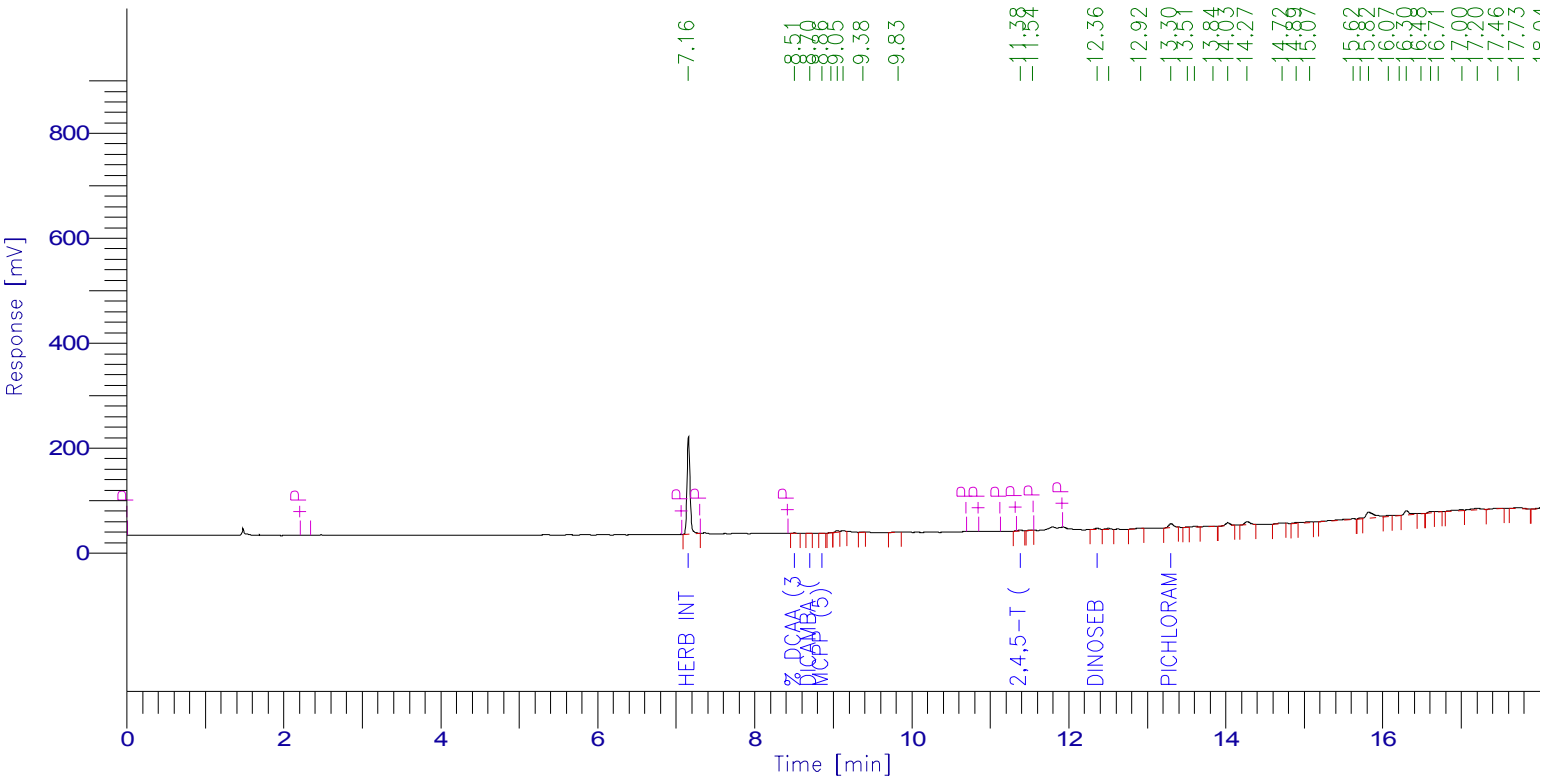

HERBICIDES REPORT

Peak #	Time [min]	Component Name	Raw Amount	Area [µV·s]	Surrogate Rec (%)	Spk 15000
0	2.256	Dalapon (1)	0.0000	0.00	0	0
1	7.156	Herb Int Std (2)	100.0000	487803.84	20	1
2	8.507	% DCAA (3)	2.7593	3264.00	1	2e-02
3	8.701	Dicamba (4)	0.1530	699.68	3e-02	1e-03
4	8.859	MCPP (5)	177.4403	1048.64	35	1
0	9.264	MCPA (6)	0.0000	0.00	0	0
0	9.697	Dichloroprop (7)	0.0000	0.00	0	0
0	10.078	2,4-D (8)	0.0000	0.00	0	0
0	10.598	Pentachlorophenol (9	0.0000	0.00	0	0
0	11.040	2,4,5-TP (10)	0.0000	0.00	0	0
10	11.379	2,4,5-T (11)	1.0096	6021.12	0	7e-03
0	12.031	2,4-DB (12)	0.0000	0.00	0	0
12	12.359	Dinoseb	2.2041	10499.17	0	1e-02
15	13.300	Pichloram	4.5511	31823.52	1	3e-02
			288.1175	541159.97	58	2

==========

Surrogate Level = 500 ppb

==========

7D
HERBICIDE CALIBRATION VERIFICATION SUMMARY
Primary

Lab Name: Phoenix Environmental Client: NETC

Lab Code: Phoenix Case No.: SAS No.: SDG No.: GCE67556

GC Col A: CLP Pest 1 ID: 0.53 (mm) Init. Calib. Date(s): 11/12/19 11/12/19

EPA Sample No.(PIBLK): Date Analyzed:

LAB Sample ID (PIBLK): Time Analyzed:

EPA Sample No.(PEM): h3cc;18u Date Analyzed: 11/28/19

LAB Sample ID (PEM): h3cc;18u - N27A062 Time Analyzed: 10:05

Instrument: ECD12 File: N27A062

COMPOUND	RT	RT WINDOW FROM	RT WINDOW TO	RAW AMOUNT ppb	NOM AMOUNT ppb	% D		CF
2,4,5-T	10.33	10.31	10.41	109	100	9		1.153
2,4,5-TP (Silvex)	9.99	10.00	10.10	108	100	8		1.169
2,4-D	9.00	9.00	9.10	165	200	18		0.292
2,4-DB	10.94	10.92	11.02	839	1000	16		0.128
Dalapon	2.11	2.08	2.18	98	100	2		0.382
Dicamba	7.76	7.79	7.89	100	100	0		0.865
Dichloroprop	8.71	8.72	8.82	195	200	3		0.232
Dinoseb	12.08	12.09	12.19	180	100	80	*	0.864
% DCAA (Surrogate Rec)	7.53	7.55	7.65	594	600	1		0.206

QC LIMITS:
%D must be less than or equal to 20% (*) Criteria exceeded. CF=Calibration/Response Factor

FORM VII HERB

7D
HERBICIDE CALIBRATION VERIFICATION SUMMARY
Confirmation

Lab Name: Phoenix Environmental Client: NETC

Lab Code: Phoenix Case No.: SAS No.: SDG No.: GCE67556

GC Col B: CLP Pest 2 ID: 0.53 (mm) Init. Calib. Date(s): 11/12/19 11/12/19

EPA Sample No.(PIBLK): Date Analyzed:

LAB Sample ID (PIBLK): Time Analyzed:

EPA Sample No.(PEM): h3cc;18u Date Analyzed: 11/28/19

LAB Sample ID (PEM): h3cc;18u - N27B062 Time Analyzed: 10:05

Instrument: ECD12 File: N27B062

COMPOUND	RT	RT WINDOW FROM	RT WINDOW TO	RAW AMOUNT ppb	NOM AMOUNT ppb	% D		CF
2,4,5-T	11.43	11.42	11.52	94	100	6		1.223
2,4,5-TP (Silvex)	10.98	10.98	11.08	100	100	0		1.231
2,4-D	10.03	10.02	10.12	205	200	3		0.343
2,4-DB	11.99	11.97	12.07	1050	1000	5		0.150
Dalapon	2.24	2.20	2.30	107	100	7		0.427
Dicamba	8.75	8.75	8.85	100	100	0		0.937
Dichloroprop	9.64	9.64	9.74	193	200	4		0.268
Dinoseb	12.33	12.33	12.43	111	100	11		0.976
% DCAA (Surrogate Rec)	8.51	8.51	8.61	587	600	2		0.242

QC LIMITS:
%D must be less than or equal to 20% (*) Criteria exceeded. CF=Calibration/Response Factor

FORM VII HERB

Client Id: Continuing Calibration

Software Version: 4.1<1L22>
Date: 11/30/2019 07:45 PM
Sample Name : h3cc;18u
Data File : E:\TC2019\ECD12\11-NOV\N27A062.RAW Date: 11/28/2019 10:05 AM
Sequence File: E:\TC2019\ECD12\11-NOV\HERB.SEQ Cycle: 678 Channel : A
Instrument : AUTOECD_12 Rack/Vial: 0/0 Operator: jrb
Sample Amount : 1.0000 Dilution Factor : 1.00

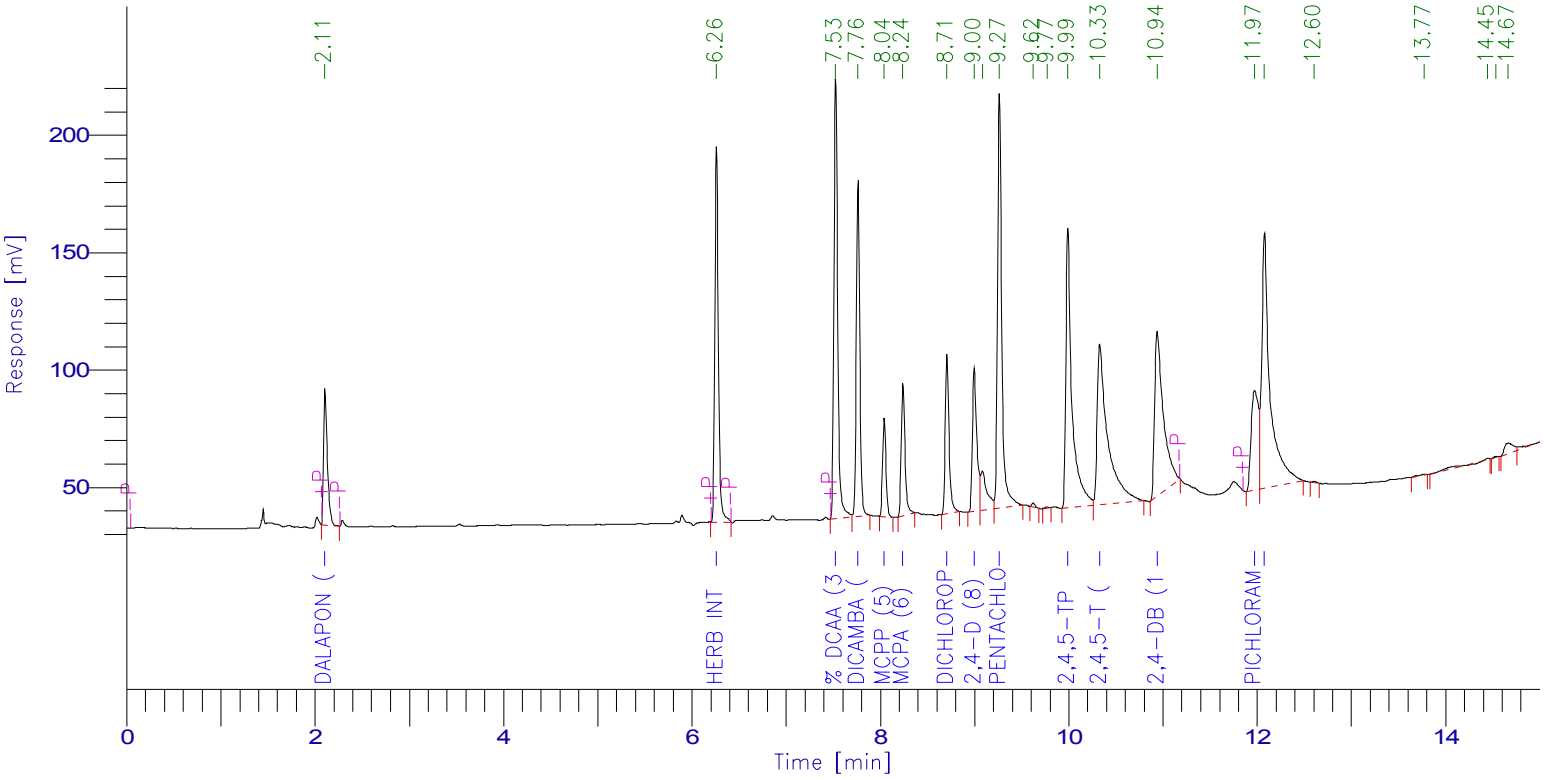

HERBICIDES REPORT

Peak #	Time [min]	Component Name	Raw Amount	Area [µV·s]	Surrogate Rec (%)	Spk 15000
1	2.107	Dalapon (1)	98.3574	159747.20	20	1
2	6.262	Herb Int Std (2)	100.0000	425315.20	20	1
3	7.527	% DCAA (3)	594.1192	519846.66	119	4
4	7.764	Dicamba (4)	100.3416	369324.54	20	1
5	8.043	MCPP (5)	32704.4758	106189.44	6541	218
6	8.241	MCPA (6)	31636.5106	156610.24	6327	211
7	8.708	Dichloroprop (7)	195.4325	192881.92	39	1
8	8.997	2,4-D (8)	164.6892	204187.94	33	1
10	9.265	Pentachlorophenol (9	41.3408	550537.69	8	0
13	9.991	2,4,5-TP (10)	107.8030	535811.31	22	1
14	10.328	2,4,5-T (11)	108.7933	533547.09	22	1
15	10.940	2,4-DB (12)	838.8596	456582.24	168	6
16	11.973	Pichloram	40.9969	235031.45	8	0
17	12.078	Dinoseb	180.3934	662537.83	36	1
			66912.1133	5108150.75	13382	446

==========

Surrogate Level = 500 ppb

==========

Client Id: Continuing Calibration

Software Version: 4.1<1L22>
Date: 11/30/2019 07:39 PM
Sample Name : h3cc;18u
Data File : E:\TC2019\ECD12\11-NOV\N27B062.RAW Date: 11/28/2019 10:05 AM
Sequence File: E:\TC2019\ECD12\11-NOV\HERB.SEQ Cycle: 678 Channel : B
Instrument : AUTOECD_12 Rack/Vial: 0/0 Operator: jrb
Sample Amount : 1.0000 Dilution Factor : 1.00

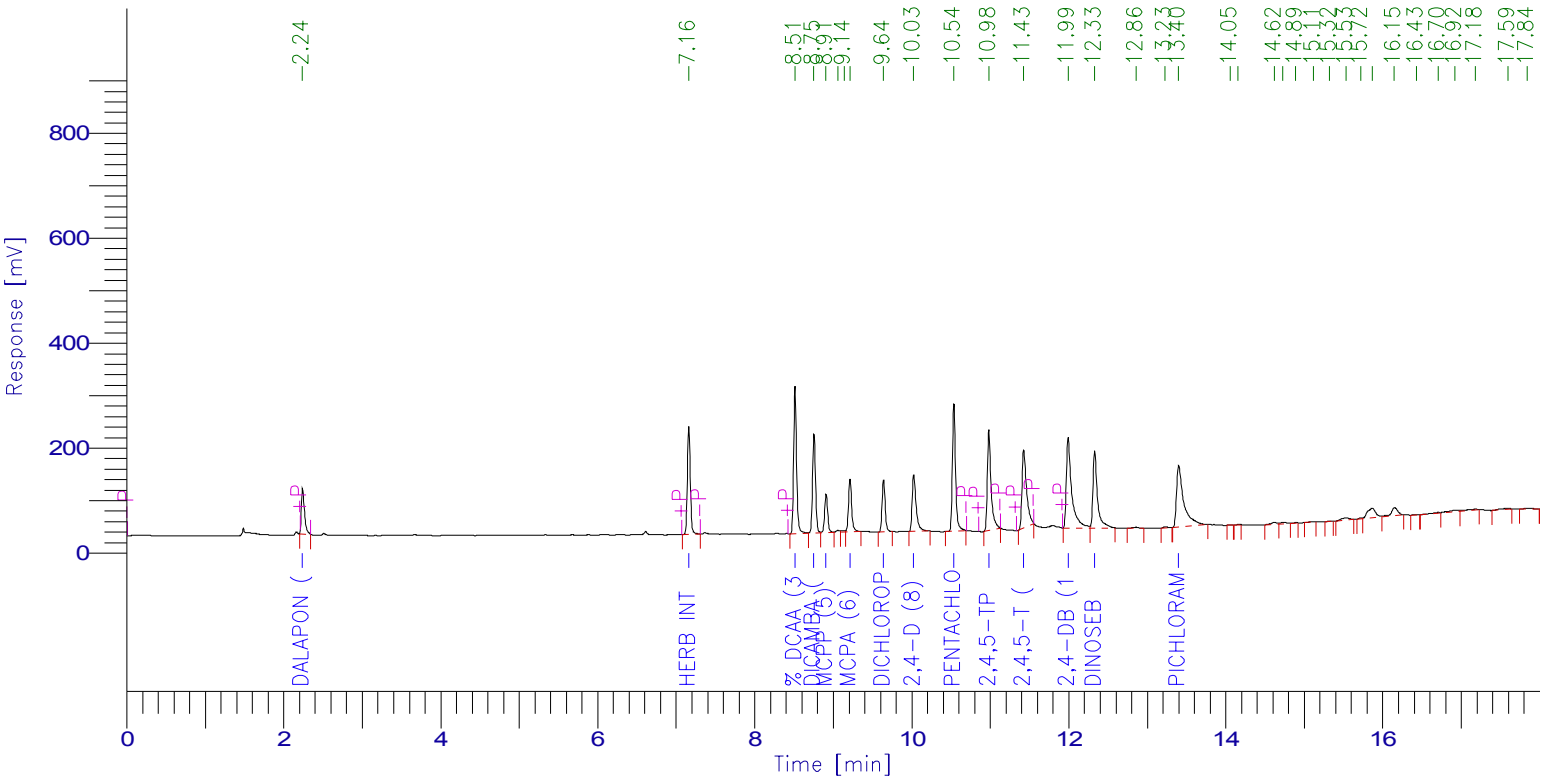

HERBICIDES REPORT

Peak #	Time [min]	Component Name	Raw Amount	Area [µV·s]	Surrogate Rec (%)	Spk 15000
1	2.241	Dalapon (1)	107.3383	243120.32	21	1
2	7.160	Herb Int Std (2)	100.0000	530177.60	20	1
3	8.513	% DCAA (3)	587.3820	755175.27	117	4
4	8.754	Dicamba (4)	99.7926	495905.94	20	1
5	8.909	MCPP (5)	31218.5765	200522.64	6244	208
8	9.212	MCPA (6)	28837.2901	284947.05	5767	192
9	9.640	Dichloroprop (7)	192.9510	273875.20	39	1
10	10.025	2,4-D (8)	204.8463	372331.36	41	1
11	10.535	Pentachlorophenol (9	39.3273	705680.96	8	0
12	10.981	2,4,5-TP (10)	99.7632	651011.20	20	1
13	11.425	2,4,5-T (11)	94.4100	611931.36	19	1
14	11.990	2,4-DB (12)	1051.4341	837418.35	210	7
15	12.329	Dinoseb	110.8530	573902.93	22	1
18	13.398	Pichloram	97.6213	741911.36	20	1
			62841.5857	7277911.53	12568	419

==========

Surrogate Level = 500 ppb

==========

1D
HERBICIDE ORGANICS ANALYSIS DATA SHEET

CLIENT SAMPLE NO.

CE67556 LCS

Lab Name: Phoenix Environmental Client: NETC

Lab Code: Phoenix Instr: ECD12 Column.: CLP Pest 1 0.53 SDG No.: GCE67556

Matrix: (soil/water) SOIL Lab Sample ID: CE67556 LCS

Sample wt/vol: 30 (g/mL) g Lab File ID: N27A041

% Moisture: n.a. decanted: (Y/N) N Date Received: 11/25/19

Extraction: (SepF/Cont/ASE) Unknown Date Extracted: 11/26/19

Concentrated Extract Volume: 5000 (uL) Date Analyzed: 11/28/19

Injection Volume: 1 (ul) Dilution Factor: 10

CONCENTRATION UNITS: ug/kg

CAS NO.	COMPOUND	CF	CONC	P/C	Q	MDL	PQL
93-76-5	2,4,5-T	1.153	169	C		83	83
93-72-1	2,4,5-TP (Silvex)	1.169	181	C		83	83
94-75-7	2,4-D	0.292	322	C		170	170
94-82-6	2,4-DB	0.128	1490	C		1700	1700
75-99-0	Dalapon	0.382	127	C		83	83
1918-00-9	Dicamba	0.865	174	C		83	83
120-36-5	Dichloroprop	0.232	388	C		83	83
88-85-7	Dinoseb	0.864	258	C		83	83
19719-28-9	% DCAA (Surrogate Rec)	0.206	81	C		%	%

93-76-5 Sample Result Calc: ((101.4117raw * 10df * 5fv) / (30wt-vol) = 169

93-76-5 Sample PQL Calc: (50raw * 10df * 5fv) / (30wt-vol) = 83

Both channels need to have the compound detected for a concentration to be reported on either channel.

U1=Due to matrix interference and/or the presence of a large amount of non-target material, the reporting level for this compound has been elevated.

U2=The presence of this compound was not confirmed by the analyst based on the characteristic pattern matching of multi-component parameters, retention time, and/or peak shape.

P/C: P=Primary Result C=Confirmation Result X=Not Used CF=Calculated Calibration/Response Factor MC=Multi-Component

1D
HERBICIDE ORGANICS ANALYSIS DATA SHEET

CLIENT SAMPLE NO.

CE67556 LCS

Lab Name: Phoenix Environmental Client: NETC

Lab Code: Phoenix Instr: ECD12 Column.: CLP Pest 2 0.53 SDG No.: GCE67556

Matrix: (soil/water) SOIL Lab Sample ID: CE67556 LCS

Sample wt/vol: 30 (g/mL) g Lab File ID: N27B041

% Moisture: n.a. decanted: (Y/N) N Date Received: 11/25/19

Extraction: (SepF/Cont/ASE) Unknown Date Extracted: 11/26/19

Concentrated Extract Volume: 5000 (uL) Date Analyzed: 11/28/19

Injection Volume: 1 (ul) Dilution Factor: 10

CONCENTRATION UNITS: ug/kg

CAS NO.	COMPOUND	CF	CONC	P/C	Q	MDL	PQL
93-76-5	2,4,5-T	1.223	154	P		83	83
93-72-1	2,4,5-TP (Silvex)	1.231	163	P		83	83
94-75-7	2,4-D	0.343	342	P		170	170
94-82-6	2,4-DB	0.150	1670	P		1700	1700
75-99-0	Dalapon	0.427	143	P		83	83
1918-00-9	Dicamba	0.937	171	P		83	83
120-36-5	Dichloroprop	0.268	378	P		83	83
88-85-7	Dinoseb	0.976	151	P		83	83
19719-28-9	% DCAA (Surrogate Rec)	0.242	78	P		%	%

93-76-5 Sample Result Calc: ((92.6461raw * 10df * 5fv) / (30wt-vol) = 154
93-76-5 Sample PQL Calc: (50raw * 10df * 5fv) / (30wt-vol) = 83

Both channels need to have the compound detected for a concentration to be reported on either channel.
U1=Due to matrix interference and/or the presence of a large amount of non-target material, the reporting level for this compound has been elevated.
U2=The presence of this compound was not confirmed by the analyst based on the characteristic pattern matching of multi-component parameters, retention time, and/or peak shape.

P/C: P=Primary Result C=Confirmation Result X=Not Used CF=Calculated Calibration/Response Factor MC=Multi-Component

10A

HERBICIDES IDENTIFICATION SUMMARY

CLIENT SAMPLE NO

COMP-2 LCS

Lab Name: Phoenix Environmental Labs Client: NETC

Lab Code: Phoenix Lab File ID: N27A041 | N27B041 SDG No.: GCE67556

Lab SampleID: CE67556 Instrument ID: ECD12 Date Analyzed: 11/28/19 1:42

GC Column(A): CLP Pest 1 ID: 0.53 (mm) GC Column(B): CLP Pest 2 ID: 0.53 (mm)

ANALYTE	COL	RT	RT WINDOW FROM	RT WINDOW TO	CALCULATED CONC	CF	%RPD	*
2,4,5-T	A	10.34	10.31	10.41	169	1.153	9.3	
	B	11.43	11.42	11.52	154	1.223		
2,4,5-TP (Silvex)	A	10.01	10.00	10.10	181	1.169	10.5	
	B	11.00	10.98	11.08	163	1.231		
2,4-D	A	9.01	9.00	9.10	322	0.292	6.0	
	B	10.04	10.02	10.12	342	0.343		
2,4-DB	A	10.95	10.92	11.02	1490	0.128	11.4	
	B	11.99	11.97	12.07	1670	0.150		
Dalapon	A	2.12	2.08	2.18	127	0.382	11.9	
	B	2.25	2.20	2.30	143	0.427		
Dicamba	A	7.78	7.79	7.89	174	0.865	1.7	
	B	8.77	8.75	8.85	171	0.937		
Dichloroprop	A	8.72	8.72	8.82	388	0.232	2.6	
	B	9.66	9.64	9.74	378	0.268		
Dinoseb	A	12.09	12.09	12.19	258	0.864	52.3	*
	B	12.34	12.33	12.43	151	0.976		

%RPD must be less than or equal to 40% (*) Criteria exceeded.
NC - (No Criteria) %RPD is not calculated when either result is less than 2 times the reporting level.
CF = Calculated Calibration/Response Factor

FORM 10A

Client Id: QC Laboratory Control Sample (LCS) CE67556

Software Version: 4.1<1L22>
Date: 11/30/2019 07:39 PM
Sample Name : lcs 67556 10x
Data File : E:\TC2019\ECD12\11-NOV\N27A041.RAW Date: 11/28/2019 01:42 AM
Sequence File: E:\TC2019\ECD12\11-NOV\HERB.SEQ Cycle: 657 Channel : A
Instrument : AUTOECD_12 Rack/Vial: 0/0 Operator: jrb
Sample Amount : 1.0000 Dilution Factor : 1.00

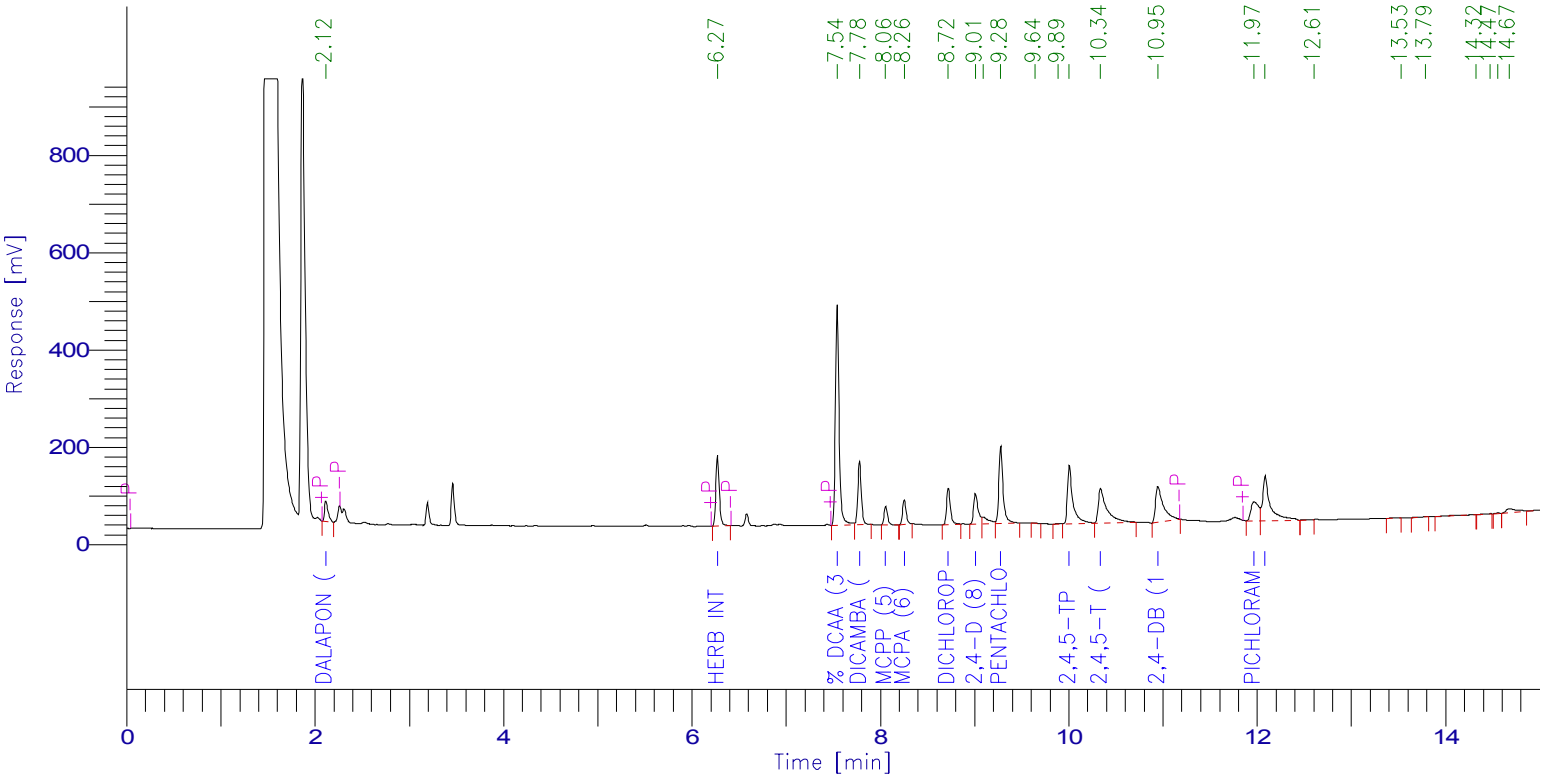

HERBICIDES REPORT

Peak #	Time [min]	Component Name	Raw Amount	Area [µV·s]	Surrogate Rec (%)	Spk 15000
1	2.116	Dalapon (1)	76.2144	110067.52	15	1
2	6.272	Herb Int Std (2)	100.0000	378187.20	20	1
3	7.543	% DCAA (3)	1610.2612	1252835.03	322	11
4	7.780	Dicamba (4)	104.3843	341632.01	21	1
5	8.058	MCPP (5)	35077.5242	101274.24	7016	234
6	8.255	MCPA (6)	30392.2723	133779.84	6078	203
7	8.723	Dichloroprop (7)	232.8576	204352.96	47	2
8	9.010	2,4-D (8)	193.0225	212798.72	39	1
10	9.279	Pentachlorophenol (9	41.9030	496191.49	8	0
13	10.007	2,4,5-TP (10)	108.8298	480977.84	22	1
14	10.338	2,4,5-T (11)	101.4117	442236.32	20	1
15	10.947	2,4-DB (12)	893.2386	432307.84	179	6
16	11.967	Pichloram	44.7748	228246.75	9	0
17	12.085	Dinoseb	154.7397	505344.61	31	1
			69131.4341	5320232.37	13826	461

==========

Surrogate Level = 500 ppb

==========

Client Id: QC Laboratory Control Sample (LCS) CE67556

Software Version: 4.1<1L22>
Date: 11/30/2019 07:39 PM
Sample Name : lcs 67556 10x
Data File : E:\TC2019\ECD12\11-NOV\N27B041.RAW Date: 11/28/2019 01:42 AM
Sequence File: E:\TC2019\ECD12\11-NOV\HERB.SEQ Cycle: 657 Channel : B
Instrument : AUTOECD_12 Rack/Vial: 0/0 Operator: jrb
Sample Amount : 1.0000 Dilution Factor : 1.00

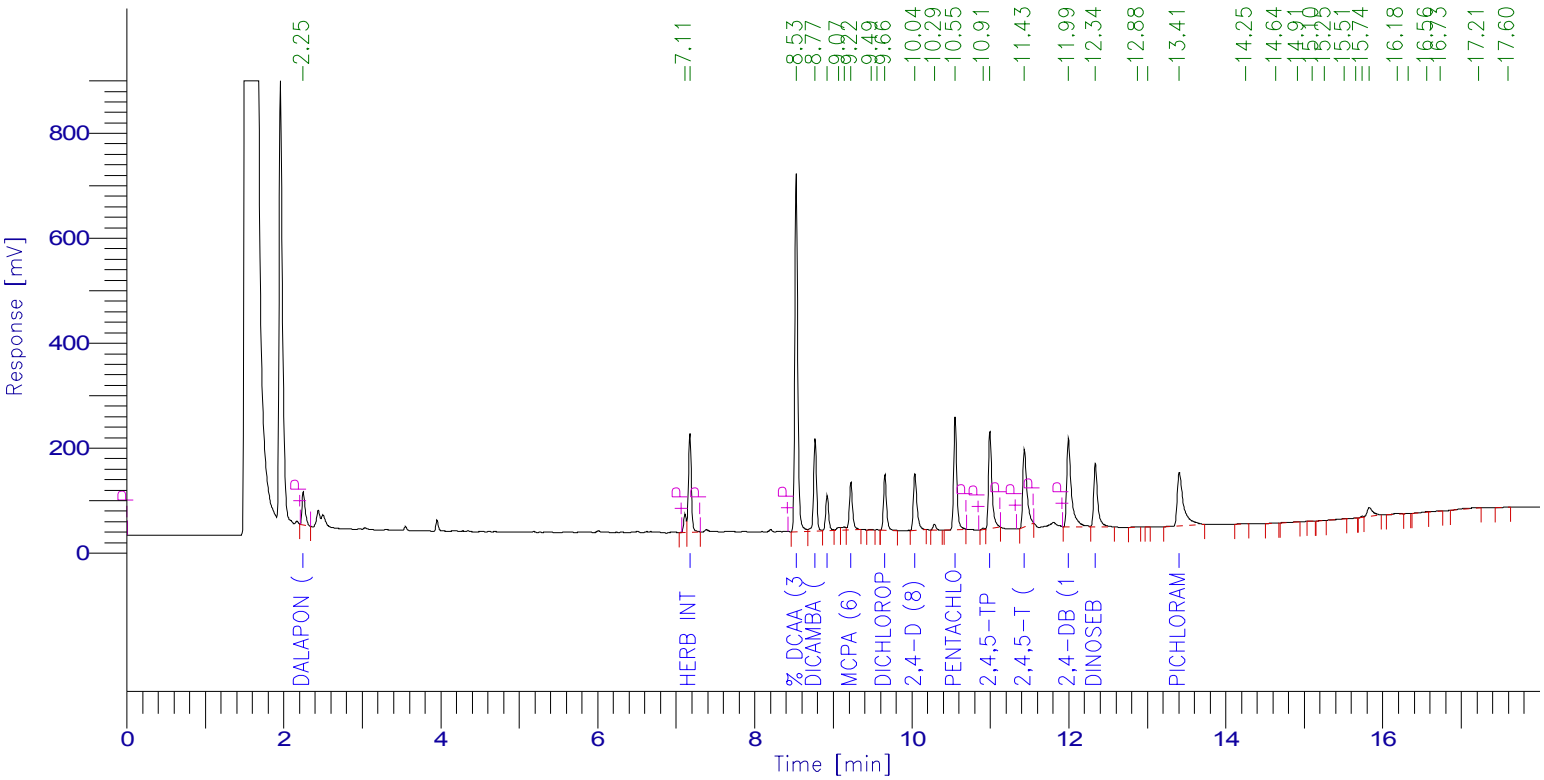

HERBICIDES REPORT

Peak #	Time [min]	Component Name	Raw Amount	Area [µV·s]	Surrogate Rec (%)	Spk 15000
1	2.250	Dalapon (1)	85.5878	175257.92	17	1
3	7.174	Herb Int Std (2)	100.0000	479314.20	20	1
4	8.529	% DCAA (3)	1557.0851	1809832.61	311	10
5	8.768	Dicamba (4)	102.6338	461094.96	21	1
6	8.921	MCPP (5)	30970.4249	179844.18	6194	206
9	9.224	MCPA (6)	29165.8496	260545.31	5833	194
12	9.658	Dichloroprop (7)	226.5098	290664.32	45	2
13	10.039	2,4-D (8)	205.0462	336939.52	41	1
15	10.552	Pentachlorophenol (9	38.0807	617758.08	8	0
17	10.995	2,4,5-TP (10)	97.9918	578105.20	20	1
18	11.434	2,4,5-T (11)	92.6461	542888.32	19	1
19	11.994	2,4-DB (12)	1000.2809	720246.76	200	7
20	12.338	Dinoseb	90.6983	424511.32	18	1
23	13.405	Pichloram	83.0356	570519.68	17	1
			63815.8707	7447522.38	12763	425

==========

Surrogate Level = 500 ppb

==========

1D
HERBICIDE ORGANICS ANALYSIS DATA SHEET

CLIENT SAMPLE NO.

CE67556 LCSD

Lab Name: Phoenix Environmental Client: NETC

Lab Code: Phoenix Instr: ECD12 Column.: CLP Pest 1 0.53 SDG No.: GCE67556

Matrix: (soil/water) SOIL Lab Sample ID: CE67556 LCSD

Sample wt/vol: 30 (g/mL) g Lab File ID: N27A042

% Moisture: n.a. decanted: (Y/N) N Date Received: 11/25/19

Extraction: (SepF/Cont/ASE) Unknown Date Extracted: 11/26/19

Concentrated Extract Volume: 5000 (uL) Date Analyzed: 11/28/19

Injection Volume: 1 (ul) Dilution Factor: 10

CONCENTRATION UNITS: ug/kg

CAS NO.	COMPOUND	CF	CONC	P/C	Q	MDL	PQL
93-76-5	2,4,5-T	1.153	140	C		83	83
93-72-1	2,4,5-TP (Silvex)	1.169	157	C		83	83
94-75-7	2,4-D	0.292	207	C		170	170
94-82-6	2,4-DB	0.128	1280	C		1700	1700
75-99-0	Dalapon	0.382	114	C		83	83
1918-00-9	Dicamba	0.865	153	C		83	83
120-36-5	Dichloroprop	0.232	341	C		83	83
88-85-7	Dinoseb	0.864	236	C		83	83
19719-28-9	% DCAA (Surrogate Rec)	0.206	73	C		%	%

93-76-5 Sample Result Calc: ((83.8293raw * 10df * 5fv) / (30wt-vol) = 140
93-76-5 Sample PQL Calc: (50raw * 10df * 5fv) / (30wt-vol) = 83

Both channels need to have the compound detected for a concentration to be reported on either channel.
U1=Due to matrix interference and/or the presence of a large amount of non-target material, the reporting level for this compound has been elevated.
U2=The presence of this compound was not confirmed by the analyst based on the characteristic pattern matching of multi-component parameters, retention time, and/or peak shape.

P/C: P=Primary Result C=Confirmation Result X=Not Used CF=Calculated Calibration/Response Factor MC=Multi-Component

1D
HERBICIDE ORGANICS ANALYSIS DATA SHEET

CLIENT SAMPLE NO.

CE67556 LCSD

Lab Name: Phoenix Environmental Client: NETC

Lab Code: Phoenix Instr: ECD12 Column.: CLP Pest 2 0.53 SDG No.: GCE67556

Matrix: (soil/water) SOIL Lab Sample ID: CE67556 LCSD

Sample wt/vol: 30 (g/mL) g Lab File ID: N27B042

% Moisture: n.a. decanted: (Y/N) N Date Received: 11/25/19

Extraction: (SepF/Cont/ASE) Unknown Date Extracted: 11/26/19

Concentrated Extract Volume: 5000 (uL) Date Analyzed: 11/28/19

Injection Volume: 1 (ul) Dilution Factor: 10

CONCENTRATION UNITS: ug/kg

CAS NO.	COMPOUND	CF	CONC	P/C	Q	MDL	PQL
93-76-5	2,4,5-T	1.223	134	P		83	83
93-72-1	2,4,5-TP (Silvex)	1.231	144	P		83	83
94-75-7	2,4-D	0.343	320	P		170	170
94-82-6	2,4-DB	0.150	1470	P		1700	1700
75-99-0	Dalapon	0.427	129	P		83	83
1918-00-9	Dicamba	0.937	153	P		83	83
120-36-5	Dichloroprop	0.268	338	P		83	83
88-85-7	Dinoseb	0.976	142	P		83	83
19719-28-9	% DCAA (Surrogate Rec)	0.242	70	P		%	%

93-76-5 Sample Result Calc: ((80.4968raw * 10df * 5fv) / (30wt-vol) = 134
93-76-5 Sample PQL Calc: (50raw * 10df * 5fv) / (30wt-vol) = 83

Both channels need to have the compound detected for a concentration to be reported on either channel.
U1=Due to matrix interference and/or the presence of a large amount of non-target material, the reporting level for this compound has been elevated.
U2=The presence of this compound was not confirmed by the analyst based on the characteristic pattern matching of multi-component parameters, retention time, and/or peak shape.

P/C: P=Primary Result C=Confirmation Result X=Not Used CF=Calculated Calibration/Response Factor MC=Multi-Component

10A

HERBICIDES IDENTIFICATION SUMMARY

CLIENT SAMPLE NO

COMP-2 LCSD

Lab Name: Phoenix Environmental Labs Client: NETC

Lab Code: Phoenix Lab File ID: N27A042 | N27B042 SDG No.: GCE67556

Lab SampleID: CE67556 Instrument ID: ECD12 Date Analyzed: 11/28/19 2:07

GC Column(A): CLP Pest 1 ID: 0.53 (mm) GC Column(B): CLP Pest 2 ID: 0.53 (mm)

ANALYTE	COL	RT	RT WINDOW FROM	RT WINDOW TO	CALCULATED CONC	CF	%RPD	*
2,4,5-T	A	10.35	10.31	10.41	140	1.153	4.4	
	B	11.44	11.42	11.52	134	1.223		
2,4,5-TP (Silvex)	A	10.01	10.00	10.10	157	1.169	8.6	
	B	11.00	10.98	11.08	144	1.231		
2,4-D	A	9.02	9.00	9.10	207	0.292	42.9	*
	B	10.04	10.02	10.12	320	0.343		
2,4-DB	A	10.96	10.92	11.02	1280	0.128	13.8	
	B	12.00	11.97	12.07	1470	0.150		
Dalapon	A	2.12	2.08	2.18	114	0.382	12.3	
	B	2.25	2.20	2.30	129	0.427		
Dicamba	A	7.79	7.79	7.89	153	0.865	0.0	
	B	8.77	8.75	8.85	153	0.937		
Dichloroprop	A	8.73	8.72	8.82	341	0.232	0.9	
	B	9.66	9.64	9.74	338	0.268		
Dinoseb	A	12.10	12.09	12.19	236	0.864	49.7	*
	B	12.35	12.33	12.43	142	0.976		

%RPD must be less than or equal to 40% (*) Criteria exceeded.
NC - (No Criteria) %RPD is not calculated when either result is less than 2 times the reporting level.
CF = Calculated Calibration/Response Factor

FORM 10A

Client Id: QC Laboratory Control Sample Duplicate (LCSD) CE67556

Software Version: 4.1<1L22>
Date: 11/30/2019 07:39 PM
Sample Name : lcsd 67556 10x
Data File : E:\TC2019\ECD12\11-NOV\N27A042.RAW Date: 11/28/2019 02:07 AM
Sequence File: E:\TC2019\ECD12\11-NOV\HERB.SEQ Cycle: 658 Channel : A
Instrument : AUTOECD_12 Rack/Vial: 0/0 Operator: jrb
Sample Amount : 1.0000 Dilution Factor : 1.00

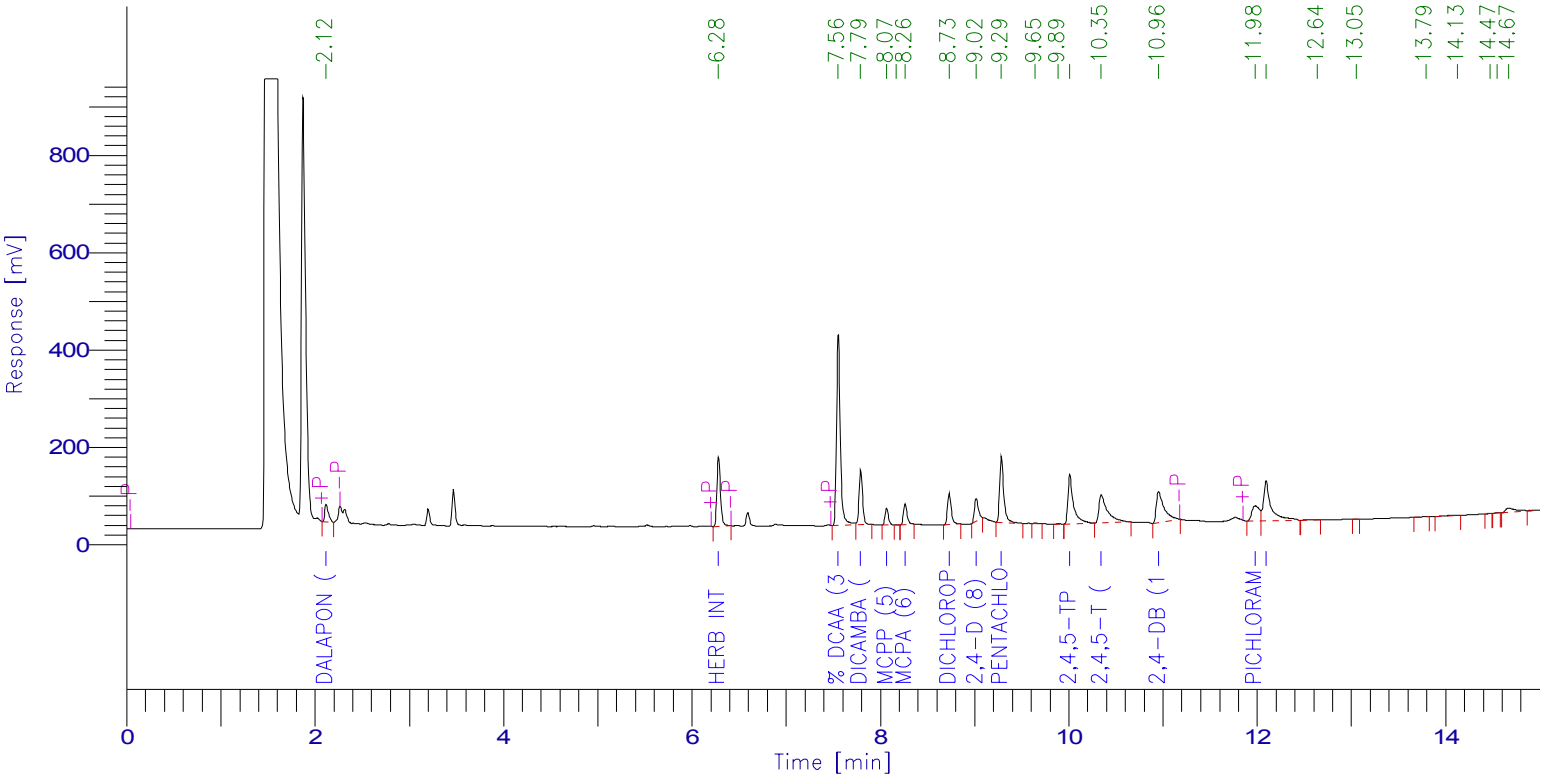

HERBICIDES REPORT

Peak #	Time [min]	Component Name	Raw Amount	Area [µV·s]	Surrogate Rec (%)	Spk 15000
1	2.119	Dalapon (1)	68.3080	97797.44	14	0
2	6.284	Herb Int Std (2)	100.0000	374921.60	20	1
3	7.555	% DCAA (3)	1450.8367	1119050.60	290	10
4	7.793	Dicamba (4)	91.7810	297789.72	18	1
5	8.068	MCPP (5)	30219.3118	86494.45	6044	201
7	8.264	MCPA (6)	26748.1449	116722.56	5350	178
8	8.732	Dichloroprop (7)	204.6167	178018.56	41	1
9	9.019	2,4-D (8)	124.1014	135634.88	25	1
10	9.286	Pentachlorophenol (9	35.1561	412703.04	7	0
13	10.012	2,4,5-TP (10)	94.4862	413979.76	19	1
14	10.346	2,4,5-T (11)	83.8293	362406.48	17	1
15	10.955	2,4-DB (12)	770.6825	369772.64	154	5
16	11.979	Pichloram	34.8665	176202.77	7	0
17	12.095	Dinoseb	141.3506	457632.75	28	1
			60167.4716	4599127.25	12033	401

==========

Surrogate Level = 500 ppb

==========

Client Id: QC Laboratory Control Sample Duplicate (LCSD) CE67556

Software Version: 4.1<1L22>
Date: 11/30/2019 07:39 PM
Sample Name : lcsd 67556 10x
Data File : E:\TC2019\ECD12\11-NOV\N27B042.RAW Date: 11/28/2019 02:07 AM
Sequence File: E:\TC2019\ECD12\11-NOV\HERB.SEQ Cycle: 658 Channel : B
Instrument : AUTOECD_12 Rack/Vial: 0/0 Operator: jrb
Sample Amount : 1.0000 Dilution Factor : 1.00

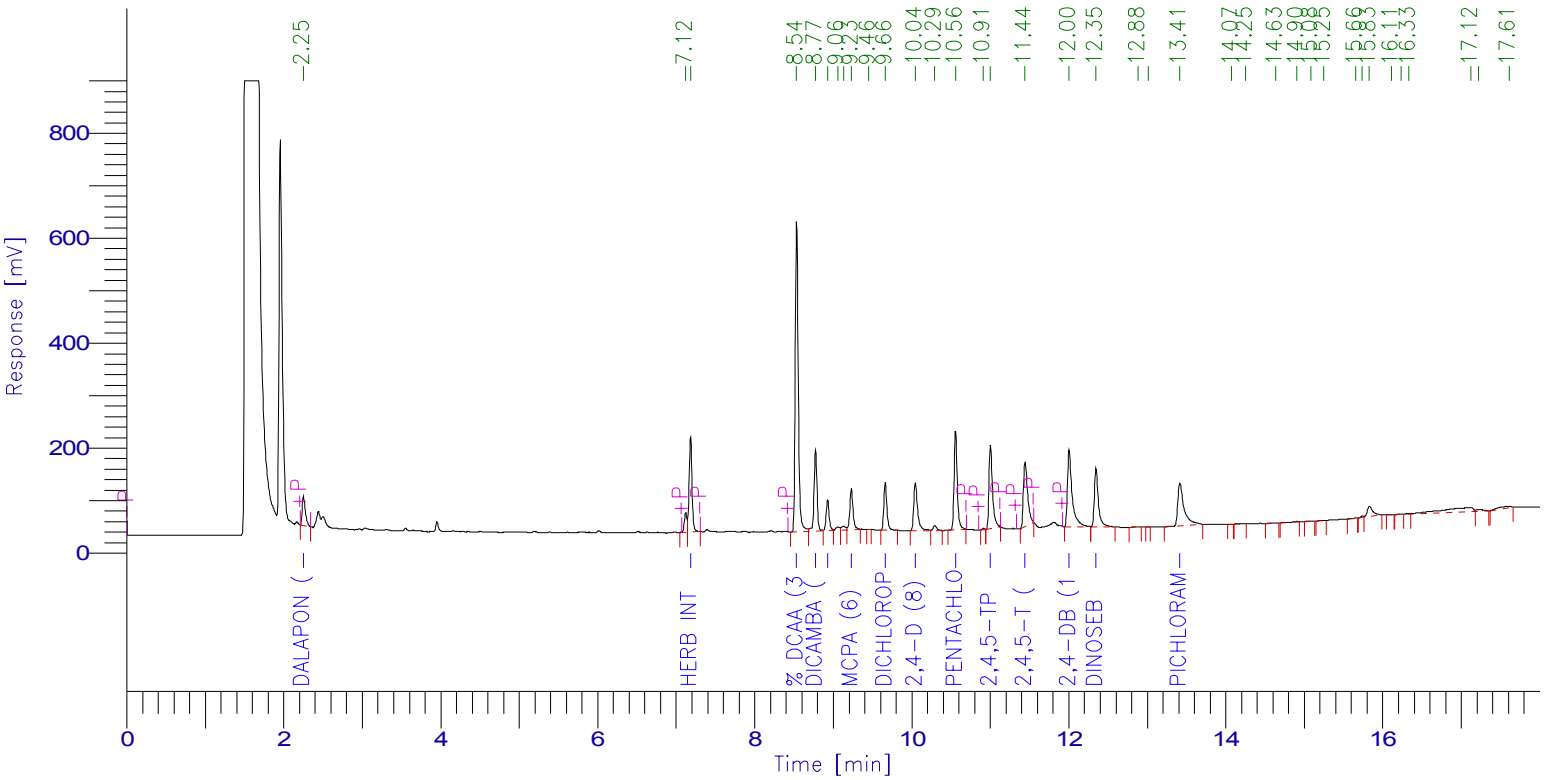

HERBICIDES REPORT

Peak #	Time [min]	Component Name	Raw Amount	Area [µV·s]	Surrogate Rec (%)	Spk 15000
1	2.251	Dalapon (1)	77.1608	154890.24	15	1
3	7.182	Herb Int Std (2)	100.0000	469874.53	20	1
4	8.535	% DCAA (3)	1399.9308	1595123.20	280	9
5	8.774	Dicamba (4)	91.9754	405073.11	18	1
6	8.927	MCPP (5)	27625.2944	157259.81	5525	184
9	9.230	MCPA (6)	25776.4427	225732.05	5155	172
11	9.662	Dichloroprop (7)	202.9244	255270.40	41	1
12	10.044	2,4-D (8)	192.1407	309514.76	38	1
14	10.557	Pentachlorophenol (9	34.1621	543274.24	7	0
16	11.002	2,4,5-TP (10)	86.6820	501311.68	17	1
17	11.443	2,4,5-T (11)	80.4968	462406.24	16	1
18	12.003	2,4-DB (12)	883.7829	623830.40	177	6
19	12.346	Dinoseb	84.9019	389555.52	17	1
22	13.413	Pichloram	68.0411	458288.96	14	0
			56703.9362	6551405.14	11341	378

==========

Surrogate Level = 500 ppb

==========

1D
HERBICIDE ORGANICS ANALYSIS DATA SHEET

CLIENT SAMPLE NO.

COMP-2 MS

Lab Name: Phoenix Environmental Client: NETC

Lab Code: Phoenix Instr: ECD12 Column.: CLP Pest 1 0.53 SDG No.: GCE67556

Matrix: (soil/water) SOIL Lab Sample ID: CE67556 MS

Sample wt/vol: 30.13 (g/mL) g Lab File ID: N27A043

% Moisture: 11 decanted: (Y/N) N Date Received: 11/25/19

Extraction: (SepF/Cont/ASE) Unknown Date Extracted: 11/26/19

Concentrated Extract Volume: 5000 (uL) Date Analyzed: 11/28/19

Injection Volume: 1 (ul) Dilution Factor: 10

CONCENTRATION UNITS: ug/kg

CAS NO.	COMPOUND	CF	CONC	P/C	Q	MDL	PQL
93-76-5	2,4,5-T	1.153	169	C		93	93
93-72-1	2,4,5-TP (Silvex)	1.169	185	C		93	93
94-75-7	2,4-D	0.292	604	C		186	186
94-82-6	2,4-DB	0.128	33.6	C		1860	1860
75-99-0	Dalapon	0.382	85.7	C		93	93
1918-00-9	Dicamba	0.865	176	C		93	93
120-36-5	Dichloroprop	0.232	418	C		93	93
88-85-7	Dinoseb	0.864	267	C		93	93
19719-28-9	% DCAA (Surrogate Rec)	0.206	74	C		%	%

93-76-5 Sample Result Calc: ((90.5936raw * 10df * 5fv) / (30.13wt-vol * 0.89%sol) = 169

93-76-5 Sample PQL Calc: (50raw * 10df * 5fv) / (30.13wt-vol * 0.89%sol) = 93

Both channels need to have the compound detected for a concentration to be reported on either channel.
U1=Due to matrix interference and/or the presence of a large amount of non-target material, the reporting level for this compound has been elevated.
U2=The presence of this compound was not confirmed by the analyst based on the characteristic pattern matching of multi-component parameters, retention time, and/or peak shape.

P/C: P=Primary Result C=Confirmation Result X=Not Used CF=Calculated Calibration/Response Factor MC=Multi-Component

1D
HERBICIDE ORGANICS ANALYSIS DATA SHEET

CLIENT SAMPLE NO.

COMP-2 MS

Lab Name: Phoenix Environmental Client: NETC

Lab Code: Phoenix Instr: ECD12 Column.: CLP Pest 2 0.53 SDG No.: GCE67556

Matrix: (soil/water) SOIL Lab Sample ID: CE67556 MS

Sample wt/vol: 30.13 (g/mL) g Lab File ID: N27B043

% Moisture: 11 decanted: (Y/N) N Date Received: 11/25/19

Extraction: (SepF/Cont/ASE) Unknown Date Extracted: 11/26/19

Concentrated Extract Volume: 5000 (uL) Date Analyzed: 11/28/19

Injection Volume: 1 (ul) Dilution Factor: 10

CONCENTRATION UNITS: ug/kg

CAS NO.	COMPOUND	CF	CONC	P/C	Q	MDL	PQL
93-76-5	2,4,5-T	1.223	159	P		93	93
93-72-1	2,4,5-TP (Silvex)	1.231	170	P		93	93
94-75-7	2,4-D	0.343	381	P		186	186
94-82-6	2,4-DB	0.150	1770	P		1860	1860
75-99-0	Dalapon	0.427	69.6	P		93	93
1918-00-9	Dicamba	0.937	171	P		93	93
120-36-5	Dichloroprop	0.268	393	P		93	93
88-85-7	Dinoseb	0.976	176	P		93	93
19719-28-9	% DCAA (Surrogate Rec)	0.242	72	P		%	%

93-76-5 Sample Result Calc: ((85.5285raw * 10df * 5fv) / (30.13wt-vol * 0.89%sol) = 159

93-76-5 Sample PQL Calc: (50raw * 10df * 5fv) / (30.13wt-vol * 0.89%sol) = 93

Both channels need to have the compound detected for a concentration to be reported on either channel.
U1=Due to matrix interference and/or the presence of a large amount of non-target material, the reporting level for this compound has been elevated.
U2=The presence of this compound was not confirmed by the analyst based on the characteristic pattern matching of multi-component parameters, retention time, and/or peak shape.

P/C: P=Primary Result C=Confirmation Result X=Not Used CF=Calculated Calibration/Response Factor MC=Multi-Component

10A

HERBICIDES IDENTIFICATION SUMMARY

CLIENT SAMPLE NO

COMP-2 MS

Lab Name: Phoenix Environmental Labs Client: NETC

Lab Code: Phoenix Lab File ID: N27A043 | N27B043 SDG No.: GCE67556

Lab SampleID: CE67556 Instrument ID: ECD12 Date Analyzed: 11/28/19 2:31

GC Column(A): CLP Pest 1 ID: 0.53 (mm) GC Column(B): CLP Pest 2 ID: 0.53 (mm)

ANALYTE	COL	RT	RT WINDOW FROM	RT WINDOW TO	CALCULATED CONC	CF	%RPD	*
2,4,5-T	A	10.34	10.31	10.41	169	1.153	6.1	
	B	11.44	11.42	11.52	159	1.223		
2,4,5-TP (Silvex)	A	10.01	10.00	10.10	185	1.169	8.5	
	B	11.00	10.98	11.08	170	1.231		
2,4-D	A	9.01	9.00	9.10	604	0.292	45.3	*
	B	10.04	10.02	10.12	381	0.343		
2,4-DB	A	10.82	10.92	11.02	33.6	0.128	192.5	*
	B	12.00	11.97	12.07	1770	0.150		
Dalapon	A	2.12	2.08	2.18	85.7	0.382	20.7	
	B	2.26	2.20	2.30	69.6	0.427		
Dicamba	A	7.79	7.79	7.89	176	0.865	2.9	
	B	8.77	8.75	8.85	171	0.937		
Dichloroprop	A	8.73	8.72	8.82	418	0.232	6.2	
	B	9.66	9.64	9.74	393	0.268		
Dinoseb	A	12.10	12.09	12.19	267	0.864	41.1	*
	B	12.35	12.33	12.43	176	0.976		

%RPD must be less than or equal to 40% (*) Criteria exceeded.
NC - (No Criteria) %RPD is not calculated when either result is less than 2 times the reporting level.
CF = Calculated Calibration/Response Factor

FORM 10A

Client Id: QC Matrix Sample (MS) COMP-2

Software Version: 4.1<1L22>
Date: 11/30/2019 07:39 PM
Sample Name : 67556 ms 10x
Data File : E:\TC2019\ECD12\11-NOV\N27A043.RAW Date: 11/28/2019 02:31 AM
Sequence File: E:\TC2019\ECD12\11-NOV\HERB.SEQ Cycle: 659 Channel : A
Instrument : AUTOECD_12 Rack/Vial: 0/0 Operator: jrb
Sample Amount : 1.0000 Dilution Factor : 1.00

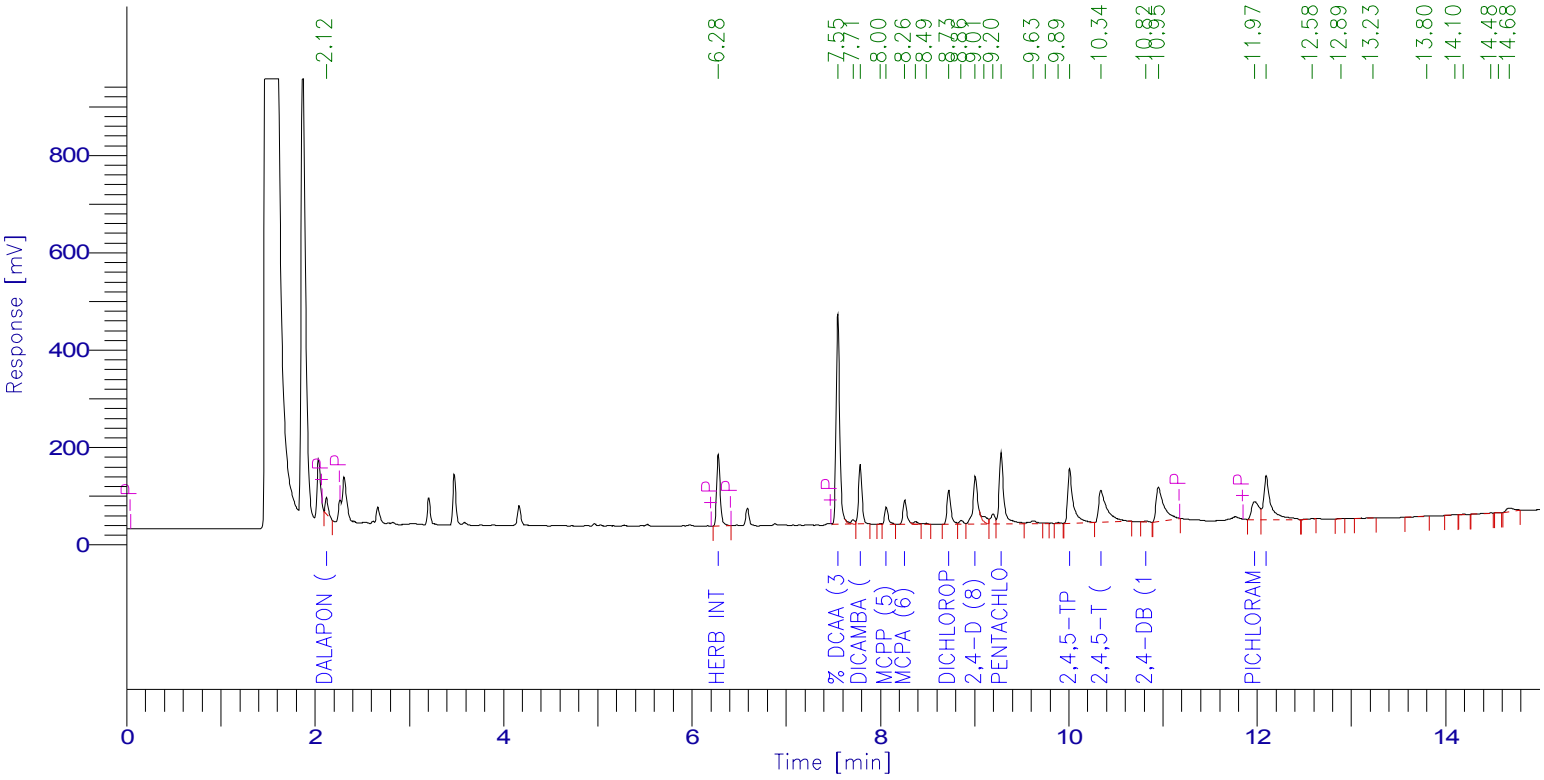

HERBICIDES REPORT

Peak #	Time [min]	Component Name	Raw Amount	Area [µV·s]	Surrogate Rec (%)	Spk 15000
1	2.122	Dalapon (1)	45.9440	67553.60	9	0
2	6.281	Herb Int Std (2)	100.0000	385038.72	20	1
3	7.550	% DCAA (3)	1472.3631	1166299.41	294	10
5	7.787	Dicamba (4)	94.2457	314038.19	19	1
7	8.064	MCPP (5)	31966.3402	93963.80	6393	213
8	8.261	MCPA (6)	32674.5406	146431.52	6535	218
11	8.728	Dichloroprop (7)	223.9828	200125.64	45	1
13	9.009	2,4-D (8)	323.9552	363616.46	65	2
16	9.283	Pentachlorophenol (9	41.7319	503117.70	8	0
20	10.009	2,4,5-TP (10)	99.2175	446439.77	20	1
21	10.342	2,4,5-T (11)	90.5936	402217.83	18	1
22	10.818	2,4-DB (12)	18.0192	8878.88	4	0
24	11.973	Pichloram	39.7741	206428.24	8	0
25	12.096	Dinoseb	143.2401	476264.56	29	1
			67333.9480	4780414.32	13467	449

==========

Surrogate Level = 500 ppb

==========

Client Id: QC Matrix Sample (MS) COMP-2

Software Version: 4.1<1L22>
Date: 11/30/2019 07:39 PM
Sample Name : 67556 ms 10x
Data File : E:\TC2019\ECD12\11-NOV\N27B043.RAW Date: 11/28/2019 02:31 AM
Sequence File: E:\TC2019\ECD12\11-NOV\HERB.SEQ Cycle: 659 Channel : B
Instrument : AUTOECD_12 Rack/Vial: 0/0 Operator: jrb
Sample Amount : 1.0000 Dilution Factor : 1.00

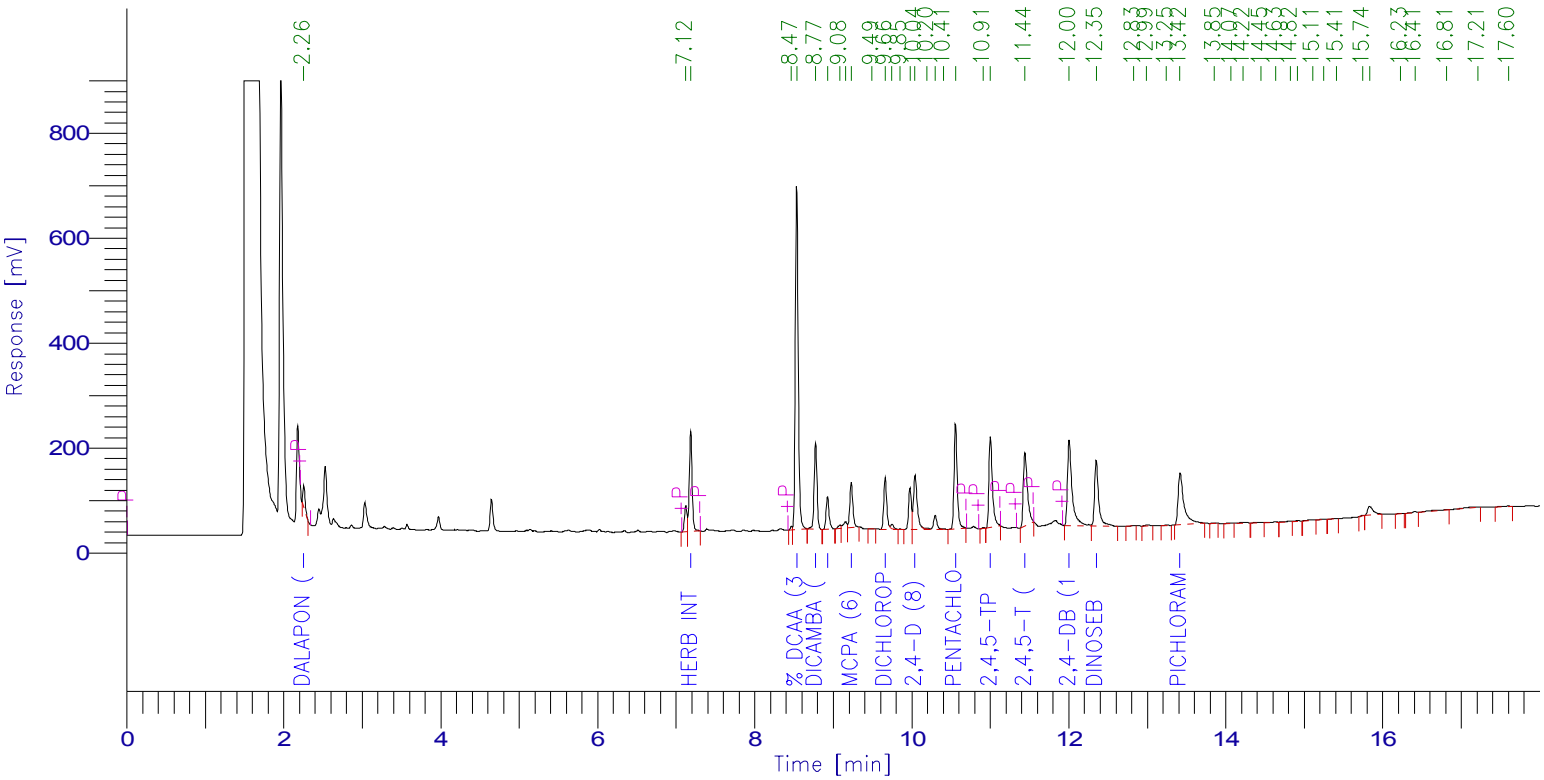

HERBICIDES REPORT

Peak #	Time [min]	Component Name	Raw Amount	Area [µV·s]	Surrogate Rec (%)	Spk 15000
1	2.256	Dalapon (1)	37.3054	77321.76	7	0
3	7.184	Herb Int Std (2)	100.0000	485160.35	20	1
5	8.535	% DCAA (3)	1444.6530	1699630.84	289	10
6	8.774	Dicamba (4)	91.7397	417178.88	18	1
7	8.926	MCPP (5)	28537.5992	167738.08	5708	190
10	9.229	MCPA (6)	26275.9823	237592.43	5255	175
12	9.661	Dichloroprop (7)	210.5607	273493.44	42	1
16	10.042	2,4-D (8)	204.4133	339996.46	41	1
20	10.557	Pentachlorophenol (9	34.8435	572136.64	7	0
22	11.001	2,4,5-TP (10)	91.4145	545879.84	18	1
23	11.442	2,4,5-T (11)	85.5285	507293.76	17	1
24	12.003	2,4-DB (12)	947.0526	690237.35	189	6
25	12.348	Dinoseb	94.2026	446290.97	19	1
29	13.416	Pichloram	73.4946	511124.48	15	0
			58228.7898	6971075.27	11646	388

==========

Surrogate Level = 500 ppb

==========

1D
HERBICIDE ORGANICS ANALYSIS DATA SHEET

CLIENT SAMPLE NO.

COMP-2 MSD

Lab Name: Phoenix Environmental Client: NETC

Lab Code: Phoenix Instr: ECD12 Column.: CLP Pest 1 0.53 SDG No.: GCE67556

Matrix: (soil/water) SOIL Lab Sample ID: CE67556 MSD

Sample wt/vol: 30.16 (g/mL) g Lab File ID: N27A044

% Moisture: 11 decanted: (Y/N) N Date Received: 11/25/19

Extraction: (SepF/Cont/ASE) Unknown Date Extracted: 11/26/19

Concentrated Extract Volume: 5000 (uL) Date Analyzed: 11/28/19

Injection Volume: 1 (ul) Dilution Factor: 10

CONCENTRATION UNITS: ug/kg

CAS NO.	COMPOUND	CF	CONC	P/C	Q	MDL	PQL
93-76-5	2,4,5-T	1.153	154	C		93	93
93-72-1	2,4,5-TP (Silvex)	1.169	171	C		93	93
94-75-7	2,4-D	0.292	481	C		186	186
94-82-6	2,4-DB	0.128	1400	C		1860	1860
75-99-0	Dalapon	0.382	84.9	C		93	93
1918-00-9	Dicamba	0.865	162	C		93	93
120-36-5	Dichloroprop	0.232	388	C		93	93
88-85-7	Dinoseb	0.864	241	C		93	93
19719-28-9	% DCAA (Surrogate Rec)	0.206	67	C		%	%

93-76-5 Sample Result Calc: ((82.4925raw * 10df * 5fv) / (30.16wt-vol * 0.89%sol) = 154

93-76-5 Sample PQL Calc: (50raw * 10df * 5fv) / (30.16wt-vol * 0.89%sol) = 93

Both channels need to have the compound detected for a concentration to be reported on either channel.
U1=Due to matrix interference and/or the presence of a large amount of non-target material, the reporting level for this compound has been elevated.
U2=The presence of this compound was not confirmed by the analyst based on the characteristic pattern matching of multi-component parameters, retention time, and/or peak shape.

P/C: P=Primary Result C=Confirmation Result X=Not Used CF=Calculated Calibration/Response Factor MC=Multi-Component

1D
HERBICIDE ORGANICS ANALYSIS DATA SHEET

CLIENT SAMPLE NO.

COMP-2 MSD

Lab Name: Phoenix Environmental Client: NETC

Lab Code: Phoenix Instr: ECD12 Column.: CLP Pest 2 0.53 SDG No.: GCE67556

Matrix: (soil/water) SOIL Lab Sample ID: CE67556 MSD

Sample wt/vol: 30.16 (g/mL) g Lab File ID: N27B044

% Moisture: 11 decanted: (Y/N) N Date Received: 11/25/19

Extraction: (SepF/Cont/ASE) Unknown Date Extracted: 11/26/19

Concentrated Extract Volume: 5000 (uL) Date Analyzed: 11/28/19

Injection Volume: 1 (ul) Dilution Factor: 10

CONCENTRATION UNITS: ug/kg

CAS NO.	COMPOUND	CF	CONC	P/C	Q	MDL	PQL
93-76-5	2,4,5-T	1.223	144	P		93	93
93-72-1	2,4,5-TP (Silvex)	1.231	156	P		93	93
94-75-7	2,4-D	0.343	349	P		186	186
94-82-6	2,4-DB	0.150	1600	P		1860	1860
75-99-0	Dalapon	0.427	74.0	P		93	93
1918-00-9	Dicamba	0.937	163	P		93	93
120-36-5	Dichloroprop	0.268	365	P		93	93
88-85-7	Dinoseb	0.976	158	P		93	93
19719-28-9	% DCAA (Surrogate Rec)	0.242	66	P		%	%

93-76-5 Sample Result Calc: ((77.3593raw * 10df * 5fv) / (30.16wt-vol * 0.89%sol) = 144

93-76-5 Sample PQL Calc: (50raw * 10df * 5fv) / (30.16wt-vol * 0.89%sol) = 93

Both channels need to have the compound detected for a concentration to be reported on either channel.
U1=Due to matrix interference and/or the presence of a large amount of non-target material, the reporting level for this compound has been elevated.
U2=The presence of this compound was not confirmed by the analyst based on the characteristic pattern matching of multi-component parameters, retention time, and/or peak shape.

P/C: P=Primary Result C=Confirmation Result X=Not Used CF=Calculated Calibration/Response Factor MC=Multi-Component

10A

HERBICIDES IDENTIFICATION SUMMARY

CLIENT SAMPLE NO

COMP-2 MSD

Lab Name: Phoenix Environmental Labs

Client: NETC

Lab Code: Phoenix

Lab File ID: N27A044 | N27B044

SDG No.: GCE67556

Lab SampleID: CE67556

Instrument ID: ECD12

Date Analyzed: 11/28/19 2:55

GC Column(A): CLP Pest 1 ID: 0.53 (mm)

GC Column(B): CLP Pest 2 ID: 0.53 (mm)

ANALYTE	COL	RT	RT WINDOW FROM	RT WINDOW TO	CALCULATED CONC	CF	%RPD	*
2,4,5-T	A	10.34	10.31	10.41	154	1.153	6.7	
	B	11.45	11.42	11.52	144	1.223		
2,4,5-TP (Silvex)	A	10.01	10.00	10.10	171	1.169	9.2	
	B	11.00	10.98	11.08	156	1.231		
2,4-D	A	9.01	9.00	9.10	481	0.292	31.8	
	B	10.04	10.02	10.12	349	0.343		
2,4-DB	A	10.96	10.92	11.02	1400	0.128	13.3	
	B	12.01	11.97	12.07	1600	0.150		
Dalapon	A	2.12	2.08	2.18	84.9	0.382	13.7	
	B	2.26	2.20	2.30	74.0	0.427		
Dicamba	A	7.79	7.79	7.89	162	0.865	0.6	
	B	8.77	8.75	8.85	163	0.937		
Dichloroprop	A	8.73	8.72	8.82	388	0.232	6.1	
	B	9.66	9.64	9.74	365	0.268		
Dinoseb	A	12.10	12.09	12.19	241	0.864	41.6	*
	B	12.35	12.33	12.43	158	0.976		

%RPD must be less than or equal to 40% (*) Criteria exceeded.
NC - (No Criteria) %RPD is not calculated when either result is less than 2 times the reporting level.
CF = Calculated Calibration/Response Factor

FORM 10A

Client Id: QC Matrix Sample Duplicate (MSD) COMP-2

Software Version: 4.1<1L22>
Date: 11/30/2019 07:39 PM
Sample Name : 67556 msd 10x
Data File : E:\TC2019\ECD12\11-NOV\N27A044.RAW Date: 11/28/2019 02:55 AM
Sequence File: E:\TC2019\ECD12\11-NOV\HERB.SEQ Cycle: 660 Channel : A
Instrument : AUTOECD_12 Rack/Vial: 0/0 Operator: jrb
Sample Amount : 1.0000 Dilution Factor : 1.00

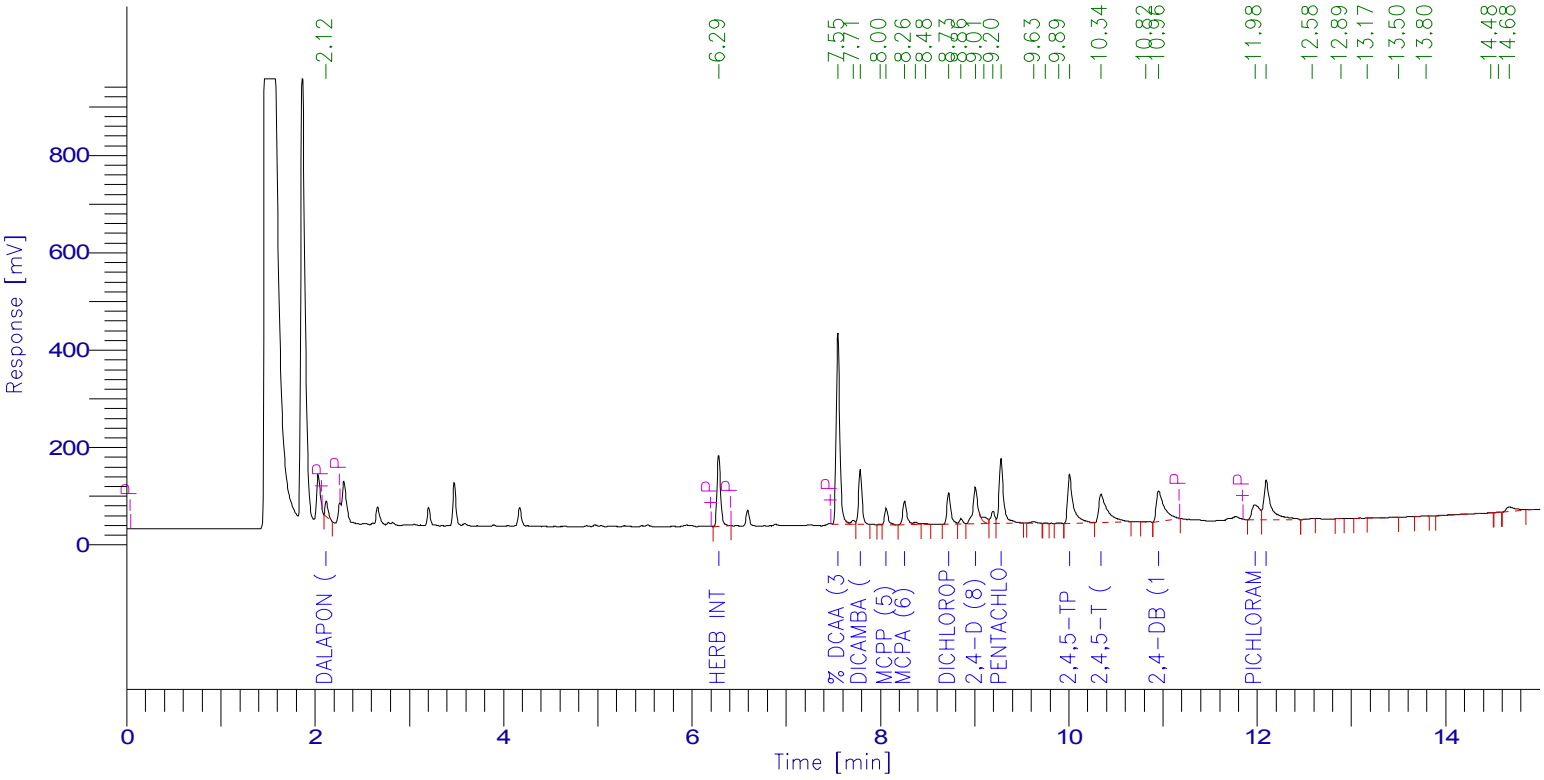

HERBICIDES REPORT

Peak #	Time [min]	Component Name	Raw Amount	Area [µV·s]	Surrogate Rec (%)	Spk 15000
1	2.120	Dalapon (1)	45.5785	67000.16	9	0
2	6.285	Herb Int Std (2)	100.0000	384947.04	20	1
3	7.551	% DCAA (3)	1343.8784	1064269.64	269	9
5	7.788	Dicamba (4)	87.0014	289830.36	17	1
7	8.063	MCPP (5)	30172.8824	88670.88	6035	201
8	8.259	MCPA (6)	32528.3807	145741.79	6506	217
11	8.727	Dichloroprop (7)	208.3306	186096.29	42	1
13	9.010	2,4-D (8)	258.3908	289956.00	52	2
16	9.281	Pentachlorophenol (9	36.4671	439540.44	7	0
20	10.009	2,4,5-TP (10)	91.6251	412178.69	18	1
21	10.344	2,4,5-T (11)	82.4925	366163.71	16	1
23	10.956	2,4-DB (12)	752.2782	370593.92	150	5
24	11.978	Pichloram	34.2009	177460.88	7	0
25	12.096	Dinoseb	129.2654	429697.20	26	1
			65870.7718	4712147.00	13174	439

==========

Surrogate Level = 500 ppb

==========

Client Id: QC Matrix Sample Duplicate (MSD) COMP-2

Software Version: 4.1<1L22>
Date: 11/30/2019 07:39 PM
Sample Name : 67556 msd 10x
Data File : E:\TC2019\ECD12\11-NOV\N27B044.RAW Date: 11/28/2019 02:55 AM
Sequence File: E:\TC2019\ECD12\11-NOV\HERB.SEQ Cycle: 660 Channel : B
Instrument : AUTOECD_12 Rack/Vial: 0/0 Operator: jrb
Sample Amount : 1.0000 Dilution Factor : 1.00

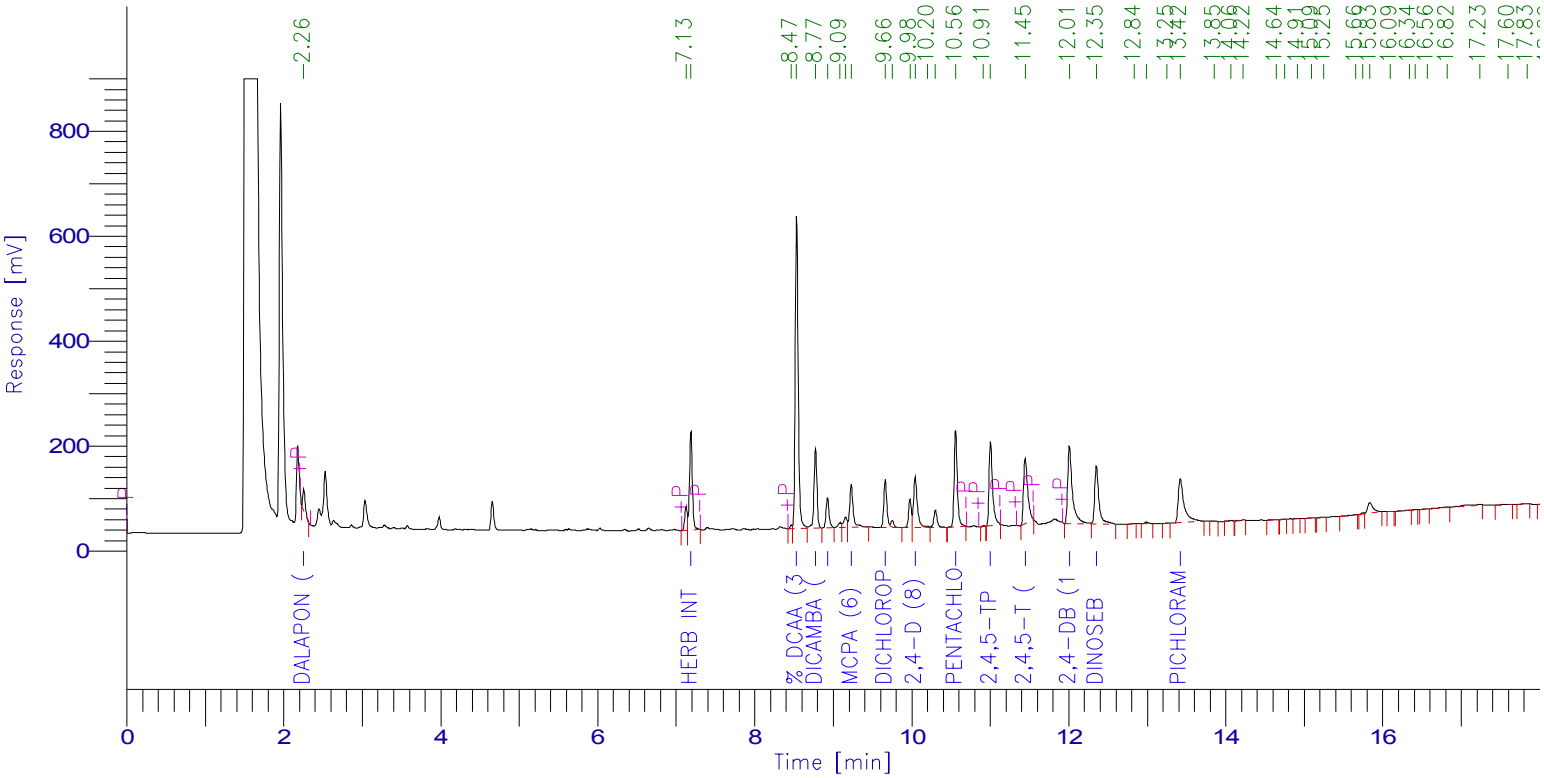

HERBICIDES REPORT

Peak #	Time [min]	Component Name	Raw Amount	Area [µV·s]	Surrogate Rec (%)	Spk 15000
1	2.255	Dalapon (1)	39.7090	82777.92	8	0
3	7.187	Herb Int Std (2)	100.0000	487956.16	20	1
5	8.534	% DCAA (3)	1329.9154	1573658.80	266	9
6	8.773	Dicamba (4)	87.6866	401045.71	18	1
7	8.926	MCPP (5)	26936.8034	159241.33	5387	180
10	9.229	MCPA (6)	28851.1885	262381.28	5770	192
11	9.662	Dichloroprop (7)	196.0780	256149.76	39	1
14	10.043	2,4-D (8)	187.3135	313350.24	37	1
17	10.558	Pentachlorophenol (9	31.8388	525811.20	6	0
19	11.003	2,4,5-TP (10)	83.5876	502018.24	17	1
20	11.445	2,4,5-T (11)	77.3593	461483.84	15	1
21	12.007	2,4-DB (12)	857.5113	628578.76	172	6
22	12.350	Dinoseb	85.0089	405055.96	17	1
26	13.417	Pichloram	63.5746	444683.03	13	0
			58927.5748	6504192.23	11786	393

Surrogate Level = 500 ppb

1D
HERBICIDE ORGANICS ANALYSIS DATA SHEET

CLIENT SAMPLE NO.

CE67556 BL

Lab Name: Phoenix Environmental Client: NETC

Lab Code: Phoenix Instr: ECD12 Column.: CLP Pest 1 0.53 SDG No.: GCE67556

Matrix: (soil/water) SOIL Lab Sample ID: CE67556 BL

Sample wt/vol: 30 (g/mL) g Lab File ID: N27A040

% Moisture: n.a. decanted: (Y/N) N Date Received: 11/25/19

Extraction: (SepF/Cont/ASE) Unknown Date Extracted: 11/26/19

Concentrated Extract Volume: 5000 (uL) Date Analyzed: 11/28/19

Injection Volume: 1 (ul) Dilution Factor: 10

CONCENTRATION UNITS: ug/Kg

CAS NO.	COMPOUND	CF	CONC	P/C	Q	MDL	PQL
93-76-5	2,4,5-T	NA	83	C	U	83	83
93-72-1	2,4,5-TP (Silvex)	NA	83	C	U	83	83
94-75-7	2,4-D	NA	170	C	U	170	170
94-82-6	2,4-DB	NA	1700	C	U	1700	1700
75-99-0	Dalapon	NA	83	C	U	83	83
1918-00-9	Dicamba	NA	83	C	U	83	83
120-36-5	Dichloroprop	NA	83	C	U	83	83
88-85-7	Dinoseb	NA	83	C	U	83	83
19719-28-9	% DCAA (Surrogate Rec)	0.206	59	C		%	%

88-85-7 Sample PQL Calc: (50raw * 10df * 5fv) / (30wt-vol) = 83

Both channels need to have the compound detected for a concentration to be reported on either channel.
U1=Due to matrix interference and/or the presence of a large amount of non-target material, the reporting level for this compound has been elevated.
U2=The presence of this compound was not confirmed by the analyst based on the characteristic pattern matching of multi-component parameters, retention time, and/or peak shape.

P/C: P=Primary Result C=Confirmation Result X=Not Used CF=Calculated Calibration/Response Factor MC=Multi-Component

1D
HERBICIDE ORGANICS ANALYSIS DATA SHEET

CLIENT SAMPLE NO.

CE67556 BL

Lab Name: Phoenix Environmental Client: NETC

Lab Code: Phoenix Instr: ECD12 Column.: CLP Pest 2 0.53 SDG No.: GCE67556

Matrix: (soil/water) SOIL Lab Sample ID: CE67556 BL

Sample wt/vol: 30 (g/mL) g Lab File ID: N27B040

% Moisture: n.a. decanted: (Y/N) N Date Received: 11/25/19

Extraction: (SepF/Cont/ASE) Unknown Date Extracted: 11/26/19

Concentrated Extract Volume: 5000 (uL) Date Analyzed: 11/28/19

Injection Volume: 1 (ul) Dilution Factor: 10

CONCENTRATION UNITS: ug/Kg

CAS NO.	COMPOUND	CF	CONC	P/C	Q	MDL	PQL
93-76-5	2,4,5-T	NA	83	P	U	83	83
93-72-1	2,4,5-TP (Silvex)	NA	83	P	U	83	83
94-75-7	2,4-D	NA	170	P	U	170	170
94-82-6	2,4-DB	NA	1700	P	U	1700	1700
75-99-0	Dalapon	NA	83	P	U	83	83
1918-00-9	Dicamba	NA	83	P	U	83	83
120-36-5	Dichloroprop	NA	83	P	U	83	83
88-85-7	Dinoseb	NA	83	P	U	83	83
19719-28-9	% DCAA (Surrogate Rec)	0.242	63	P		%	%

88-85-7 Sample PQL Calc: (50raw * 10df * 5fv) / (30wt-vol) = 83

Both channels need to have the compound detected for a concentration to be reported on either channel.
U1=Due to matrix interference and/or the presence of a large amount of non-target material, the reporting level for this compound has been elevated.
U2=The presence of this compound was not confirmed by the analyst based on the characteristic pattern matching of multi-component parameters, retention time, and/or peak shape.

P/C: P=Primary Result C=Confirmation Result X=Not Used CF=Calculated Calibration/Response Factor MC=Multi-Component

Client Id: QC Blank CE67556

Software Version: 4.1<1L22>
Date: 11/30/2019 07:39 PM
Sample Name : blk 67556 10x
Data File : E:\TC2019\ECD12\11-NOV\N27A040.RAW Date: 11/28/2019 01:18 AM
Sequence File: E:\TC2019\ECD12\11-NOV\HERB.SEQ Cycle: 656 Channel : A
Instrument : AUTOECD_12 Rack/Vial: 0/0 Operator: jrb
Sample Amount : 1.0000 Dilution Factor : 1.00

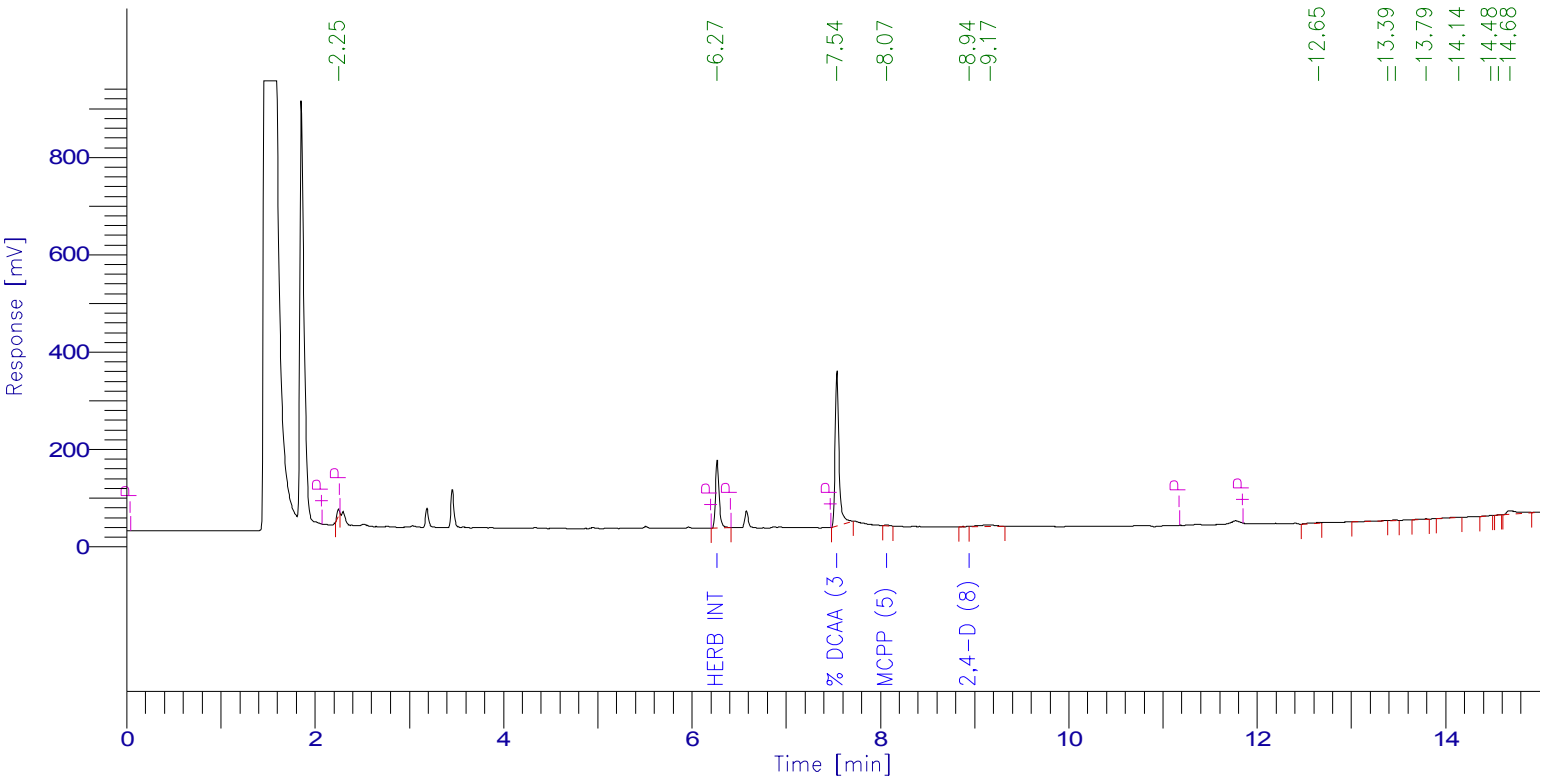

HERBICIDES REPORT

Peak #	Time [min]	Component Name	Raw Amount	Area [µV·s]	Surrogate Rec (%)	Spk 15000
0	2.119	Dalapon (1)	0.0000	0.00	0	0
2	6.269	Herb Int Std (2)	100.0000	374471.68	20	1
3	7.540	% DCAA (3)	1189.9357	916712.64	238	8
0	7.773	Dicamba (4)	0.0000	0.00	0	0
4	8.066	MCPP (5)	2157.1646	6166.88	431	14
0	8.238	MCPA (6)	0.0000	0.00	0	0
0	8.702	Dichloroprop (7)	0.0000	0.00	0	0
5	8.944	2,4-D (8)	2.2576	2464.48	0	2e-02
0	9.301	Pentachlorophenol (9	0.0000	0.00	0	0
0	9.973	2,4,5-TP (10)	0.0000	0.00	0	0
0	10.358	2,4,5-T (11)	0.0000	0.00	0	0
0	10.884	2,4-DB (12)	0.0000	0.00	0	0
0	11.977	Pichloram	0.0000	0.00	0	0
0	12.050	Dinoseb	0.0000	0.00	0	0
			3449.3580	1299815.68	690	23

==========

Surrogate Level = 500 ppb

==========

Client Id: QC Blank CE67556

Software Version: 4.1<1L22>
Date: 11/30/2019 07:39 PM
Sample Name : blk 67556 10x
Data File : E:\TC2019\ECD12\11-NOV\N27B040.RAW Date: 11/28/2019 01:18 AM
Sequence File: E:\TC2019\ECD12\11-NOV\HERB.SEQ Cycle: 656 Channel : B
Instrument : AUTOECD_12 Rack/Vial: 0/0 Operator: jrb
Sample Amount : 1.0000 Dilution Factor : 1.00

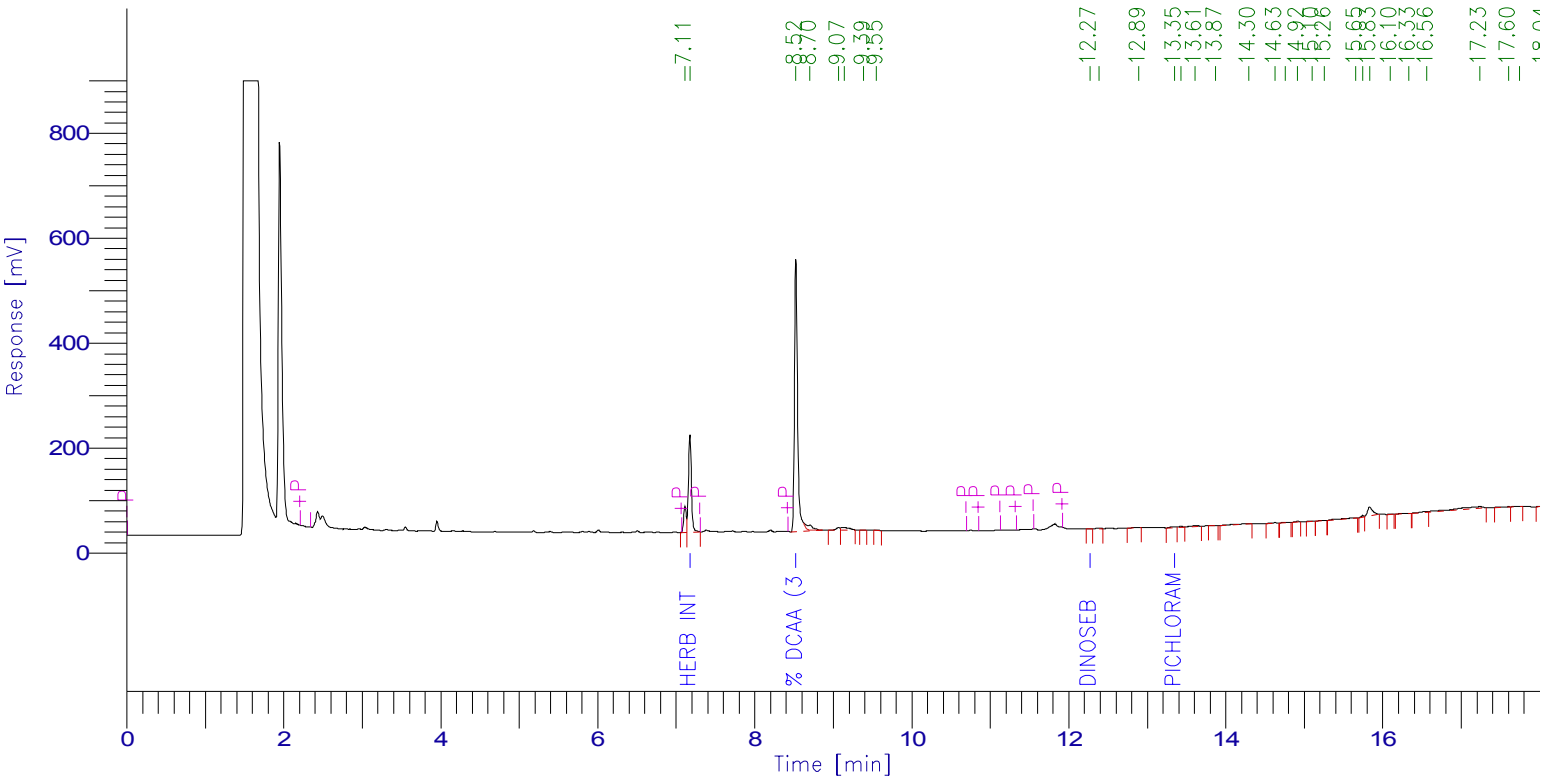

HERBICIDES REPORT

Peak #	Time [min]	Component Name	Raw Amount	Area [µV·s]	Surrogate Rec (%)	Spk 15000
0	2.256	Dalapon (1)	0.0000	0.00	0	0
2	7.174	Herb Int Std (2)	100.0000	483921.60	20	1
3	8.524	% DCAA (3)	1257.6839	1475884.16	252	8
0	8.806	Dicamba (4)	0.0000	0.00	0	0
0	8.960	MCPP (5)	0.0000	0.00	0	0
0	9.264	MCPA (6)	0.0000	0.00	0	0
0	9.697	Dichloroprop (7)	0.0000	0.00	0	0
0	10.078	2,4-D (8)	0.0000	0.00	0	0
0	10.598	Pentachlorophenol (9	0.0000	0.00	0	0
0	11.040	2,4,5-TP (10)	0.0000	0.00	0	0
0	11.472	2,4,5-T (11)	0.0000	0.00	0	0
0	12.031	2,4-DB (12)	0.0000	0.00	0	0
9	12.267	Dinoseb	0.1976	933.59	4e-02	1e-03
12	13.350	Pichloram	1.3108	9093.05	0	9e-03
			1359.1923	1969832.40	272	9

==========

Surrogate Level = 500 ppb

==========

SONC **Soil Extraction for Herbicide**

SONCHERB-507990 **QAQC Code** #Q$8150S **QAQC Sample #** CE67556 11/26/19 2:01 PM

	Sample / C#	Acode	Analysis	Wt(g)	Surrogate Vol (ml)	Final Vol (ml)	Cell #	Comments	Start Date	Finish Date	Initials
0	CE67556 **	BLK		30	1	5		(1)	11/26	11/27	J/D
0	CE67556 **	LCS		30	1	5		1 ML SPK	11/26	11/27	J/D
0	CE67556 **	LCSD		30	1	5		1 ML SPK	11/26	11/27	J/D
0	CE67556 ** - 1	MS		30.13	1	5		1 ML SPK	11/26	11/27	J/D
0	CE67556 ** - 1	MSD		30.16	1	5		1 ML SPK	11/26	11/27	J/D
1	CE67476 ** - 4	SONCHERB	SONC	30.46	1	5			11/26	11/27	J/D
2	CE67478 ** - 2	SONCHERB	SONC	30.36	1	5			11/26	11/27	J/D
3	CE67480 ** - 2	SONCHERB	SONC	30.49	1	5			11/26	11/27	J/D
4	CE67482 ** - 2	SONCHERB	SONC	30.09	1	5			11/26	11/27	J/D
5	CE67484 ** - 3	SONCHERB	SONC	30.09	1	5			11/26	11/27	J/D
6	CE67486 ** - 4	SONCHERB	SONC	30.01	1	5			11/26	11/27	J/D
7	CE67520 ** - 4	SONCHERB	SONC	30.01	1	5			11/26	11/27	J/D
8	CE67521 ** - 2	SONCHERB	SONC	30.10	1	5			11/26	11/27	J/D
9	CE67522 ** - 4	SONCHERB	SONC	30.39	1	5			11/26	11/27	J/D
10	CE67523 ** - 2	SONCHERB	SONC	30.28	1	5			11/26	11/27	J/D
11	CE67524 ** - 4	SONCHERB	SONC	30.19	1	5			11/26	11/27	J/D
12	CE67556 ** - 1	SONCHERB	SONC	30.26	1	5			11/26	11/27	J/D
13	CE67755 - 4	SONCHERB	SONC VOA	30.47	1	5			11/26	11/27	J/D
14	CE67756 - 8	SONCHERB	SONC VOA	30.22	1	5			11/26	11/27	J/D
15	CE67757 - 2	SONCHERB	SONC VOA	30.29	1	5			11/26	11/27	J/D
16	CE67758 - 4	SONCHERB	SONC VOA	30.24	1	5			11/26	11/27	J/D
17	CE67789 ** - 7	SONCHERB	SONC VOA	30.20	1	5			11/26	11/27	J/D
18	CE67790 ** - 7	SONCHERB	SONC VOA	30.40	1	5			11/26	11/27	J/D
19	CE67791 ** - 3	SONCHERB	SONC VOA	30.36	1	5			11/26	11/27	J/D

SONC **Soil Extraction for Herbicide**

SONCHERB-507990 **QAQC Code** #Q$8150S **QAQC Sample #** CE67556 11/26/19 2:01 PM

Sample / C#	Acode	Analysis	Wt(g)	Surrogate Vol (ml)	Final Vol (ml)	Cell #	Comments	Start Date	Finish Date	Initials

QC Rpt Cmnt

Prep Comment

Post Comment

Surrogate Id # ultra (PPS-162) **Tracking #** **Time In** 0:30

Spike # ABS (98935) **Tracking #** **Time Out**

LCSID # **Tracking #** **Temp**

Standards **Time Basic**

Vendor Id	Item ID	Phoenix Lot Number	Vendor Lot Number	Expiration Date
Brand-Nu	Dcm	S#O0R	DX321-US	05/22/20
Brand-Nu	Ether	S#O0E	DW979-US	05/24/20
Brand-Nu	Hexane			
Fisher	Hydrochloric Acid	S#NXJ	4119040	11/21/20
Phoenix	HERB - PREP SPIKE	HERB18W	----------	05/16/20
Phoenix	HERB - PREP SURROGATE	HERB18X	----------	05/23/20
Phoenix	PREP - 33% H2SO4 PREP	PREP59A	----------	11/19/20
Phoenix	PREP - 37% KOH PREP	PREP57W	----------	10/31/20
Phoenix	PREP - ACIDIFIED NA2SO4	PREP59I	----------	05/22/20
Sigma Aldrich	Diazald			
Spectrum Che	DIAZALD			
TRC	Diazald	S#LXO	11-NSR-162-1	05/23/20
VWR	Carbitol 500ml	S#KKU	226554	11/15/21
VWR	Silicic Acid	S#GKS	0000135382	10/08/20

PHOENIX
Environmental Laboratories, Inc.

587 East Middle Turnpike, P.O. Box 370, Manchester, CT 06040
Telephone: 860.645.1102 • Fax: 860.645.0823

NY ANALYTICAL SERVICES PROTOCOL
DATA PACKAGE

Client: NETC

125 BATH STREET

Laboratory Project: GCE67556

PCBs (SOIL)
Ver 1

Organic Data Flags

LOD(MDL): Limit of Detection or Method Detection Limit
The minimum reportable concentration that can be measured with confidence.

PQL(RL): Practical Quantitation Level or Reporting Level
This value is at or above the MDL and is supported by the lowest calibration standard.

· · Q Qualifiers:

U - The compound was analyzed for but not detected at or above the MDL. The number immediately preceding the “U” represents the PQL reporting level corrected for percent solids, weight and/or volume calculations, and dilution factors.

J - Indicates an estimated value, may indicate one of the following, depending on the situation:
a) The reported value is estimated and below the MDL
b) Used when estimating a concentration for TIC where a 1:1 response is assumed or when the result indicates the presence of a compound that meets the indentification criteria, but the results is less than the quantitation limit, but greater than zero.
c) QC associated with this analyte is within warning limits.

X - The concentration is not reported. This quantitation file was not evaluated for this compound at this dilution; a volatile purging or related issue may be the cause.

L - Biased Low

N - The concentration is based on the response of the nearest internal. This flag is used on the TIC form for all compounds identified.

S - This compound is a solvent that is used in the laboratory. Laboratory contamination is suspected if concentration is less than five times the reporting level.

B - This compound was also present in the method blank

D - The reported concentration is the result of a diluted analysis.

E - The reported value is estimated because the concentration exceeded the calibration range.

A - Indicates that the tentatively identified compound is a suspected aldol condensation product. Aldol condensation products are produced during the extraction process.

Q - For TICS, this compound was quantitated using a calibration curve. This compound is part of the instrument method, but not part of the client target list.

P- Percent difference is greater than 25% between the two GC columns and the lower result is reported.

PHOENIX
Environmental Laboratories, Inc.
587 East Middle Turnpike, P.O.Box 370, Manchester, CT 06040
Tel. (860) 645-1102 Fax (860) 645-0823

ACCREDITED IN ACCORDANCE WITH nelac NY # 11301

SDG: GCE67556

PCBs Soil Conformance / Non-Conformance Summary

Project ID / Client ID: 125 BATH STREET, NETC

General Comments:

The samples were analyzed using a dual column ECD GC. Data files are labeled date-seq-A for the “A” channel and date-seq-B for the “B” channel. An acid cleanup was performed on all extracts.
The reporting levels (PQL) are supported by the lowest calibration standard. The laboratory defines the LOD/MDL as equivalent to the PQL/RL. It is part of Phoenix Lab's procedure to dilute all soil extracts prior to analysis.

Calibration:

As per the method, a five-point calibration of aroclors 1016 and 1260 is used to verify the linearity of all the aroclors. Aroclor 1254 was also analyzed as part of this run for verification. If any other aroclors had been detected, the samples would have been reanalyzed with that aroclor.

Form 2 (Surrogates):

All surrogates met criteria with the following exceptions: None.

Form 3 (Laboratory Control/Matrix Spike):

Sample: CE67556 LCS
All LCS recoveries met criteria with the following exceptions: None.
All LCSD recoveries met criteria with the following exceptions: None.
All LCS/LCSD RPDs met criteria with the following exceptions: None.

Sample: CE67556 MS
All MS recoveries met criteria with the following exceptions: None.
All MSD recoveries met criteria with the following exceptions: None.
All MS/MSD RPDs met criteria with the following exceptions: None.

Form 4 (Method Blank):

File: ECD24 N27A005 / N27B005 (CE67556)
All compounds were non-detect with the following exceptions: None.

Form 6 (Initial Calibration Factors):

Method: ECD1 PC1125AI
All compounds met criteria with the following exceptions: None.

Method: ECD1 PC1125BI
All compounds met criteria with the following exceptions: None.

Method: ECD24 PC1125AI
All compounds met criteria with the following exceptions: None.

Method: ECD24 PC1125BI
All compounds met criteria with the following exceptions: None.

Method: ECD6 PC1126AI
All compounds met criteria with the following exceptions: None.

Method: ECD6 PC1126BI

PHOENIX
Environmental Laboratories, Inc.
587 East Middle Turnpike, P.O.Box 370, Manchester, CT 06040
Tel. (860) 645-1102 Fax (860) 645-0823

ACCREDITED IN ACCORDANCE WITH nelac NY # 11301

SDG: GCE67556

PCBs Soil Conformance / Non-Conformance Summary

Project ID / Client ID: 125 BATH STREET, NETC

All compounds met criteria with the following exceptions: None.

Form 7 (Calibration Verification):

All Calibration Blanks were non-detect with the following exceptions: None.

All Continuing Calibrations met criteria with the following exceptions: The continuing calibration check standard File: ECD1 N27B019, check standard File: ECD1 N27A032 and check standard File: ECD1 N27B032 had one peak of Aroclor 1016; check standard File: ECD6 N27A019 and check standard File: ECD6 N27B019 had two peaks of Aroclor 1260, outside of acceptance criteria. The average for Aroclor 1016 and Aroclor 1260 was within the criteria and no further action was required.

Form 8 (Internal Standard and Retention Time):

All Internal Standards / Retention Times met criteria with the following exceptions: None.

Form 10 (Confirmation Summary):

All Confirmation Summaries met %D criteria (40%) with the following exceptions: None.

12/04/19

Anil Makol
Project Manager

2F
SOIL PCB SURROGATE RECOVERY

Lab Name: Phoenix Environmental Client: NETC

Lab Code: Phoenix Case No.: SAS No.: SDG No.: GCE67556

GC Column(1): RTX-440 ID: 0.32 (mm) GC Column(2): RXI-35SI ID: 0.32 (mm)

	LAB ID	TCX 1 %REC	#	TCX 2 %REC	#	DCB 1 %REC	#	DCB 2 %REC	#	TOT OUT	FILE ID
01	CE67556 BL	76		75		79		79		0	ECD24 N27A005 | N27B005
02	CE67556 LCS	85		83		86		90		0	ECD24 N27A006 | N27B006
03	CE67556 LCSD	85		85		88		92		0	ECD1 N27A020 | N27B020
04	CE67556 MS	70		70		80		81		0	ECD1 N27A021 | N27B021
05	CE67556 MSD	69		69		79		83		0	ECD1 N27A022 | N27B022
06	CE67556 (2X)	56		62		43		50		0	ECD6 N27A030 | N27B030
07											
08											
09											
10											
11											
12											
13											
14											
15											
16											
17											
18											
19											
20											
21											
22											
23											
24											
25											
26											
27											
28											
29											
30											

	ADVISORY QC LIMITS
TCX = Tetrachloro-m-xylene	30 - 150
DCB = Decachlorobiphenyl	30 - 150

= Column to be used to flag recovery values
* = Values outside of contract required QC limits
D = Surrogate diluted out
Int = Surrogate not reported due to Interference

FORM II PCB-2

3F

SOIL PCB LCS SPIKE/LCS SPIKE DUPLICATE RECOVERY

Lab Name: Phoenix Environmental Client: NETC

Lab Code: Phoenix Case No.: SAS No.: SDG No.: GCE67556

LCS Spike - Client Id.: CE67556 LCS Lab Id: CE67556 LCS

COMPOUND	SPIKE ADDED ug/kg		LCS CONC ug/kg	LCS % REC #	QC. LIMITS REC.
Aroclor-1016	1670		1440	86	40 - 140
Aroclor-1260	1670		1480	89	40 - 140

COMPOUND	SPIKE ADDED ug/kg	LCSD CONC ug/kg	LCSD % REC #	% RPD #	QC LIMITS RPD	QC LIMITS REC.
Aroclor-1016	1670	1550	93	7.8	30	40 - 140
Aroclor-1260	1670	1480	89	0.0	30	40 - 140

FORM III PCB

3F

SOIL PCB MATRIX SPIKE/MATRIX SPIKE DUPLICATE RECOVERY

Lab Name: Phoenix Environmental Client: NETC

Lab Code: Phoenix Case No.: SAS No.: SDG No.: GCE67556

Matrix Spike - Client Id.: COMP-2 MS Lab Id: CE67556 MS

COMPOUND	SPIKE ADDED ug/kg	SAMPLE CONCENTRATION ug/kg	MS CONC ug/kg	MS % REC #	QC. LIMITS REC.
Aroclor-1016	1840	0	1490	81	40 - 140
Aroclor-1260	1840	0	1480	80	40 - 140

COMPOUND	SPIKE ADDED ug/kg	MSD CONC ug/kg	MSD % REC #	% RPD #	QC LIMITS RPD	QC LIMITS REC.
Aroclor-1016	1860	1510	81	0.0	30	40 - 140
Aroclor-1260	1860	1500	81	1.2	30	40 - 140

FORM III PCB

4C
PCB METHOD BLANK SUMMARY

CLIENT SAMPLE NO

CE67556 BL

Lab Name: Phoenix Environmental Client: NETC

Lab Code: Phoenix Case No.: SAS No.: SDG No.: GCE67556

Lab Sample ID: CE67556 BL Lab File ID: N27A005

Matrix: (soil/water) SOIL Extraction:(SepF/Cont/Sonc) 3545

Sulfur Cleanup:(Y/N) N Date Extracted: 11/26/19

Date Analyzed (1): 11/27/19 Date Analyzed (2): 11/27/19

Time Analyzed (1): 08:12 Time Analyzed (2): 08:12

Instrument ID (1): ECD24 Instrument ID (2): ECD24

GC Col.(1): RTX-440 ID: 0.32 (mm) GC Col.(2): RXI-35SI ID: 0.32 (mm)

THIS METHOD BLANK APPLIES TO THE FOLLOWING SAMPLES, MS AND MSD:

	CLIENT SAMPLE NO.	LAB SAMPLE ID	DATE ANALYZED 1	DATE ANALYZED 2
01	CE67556 LCS	CE67556 LCS	11/27/19	11/27/19
02	CE67556 LCSD	CE67556 LCSD	11/27/19	11/27/19
03	COMP-2 MS	CE67556 MS	11/27/19	11/27/19
04	COMP-2 MSD	CE67556 MSD	11/27/19	11/27/19
05	COMP-2 (2X)	CE67556 (2X)	11/27/19	11/27/19
06				
07				
08				
09				
10				
11				
12				
13				
14				
15				
16				
17				
18				
19				
20				
21				
22				
23				
24				
25				

COMMENTS:

FORM IV PCB

8B
PCB ANALYTICAL SEQUENCE

Lab Name: Phoenix Environmental Labs Client: NETC

Lab Code: Phoenix Case No.: SAS No.: SDG No.: GCE67556

Lab File Id: N25A023 Date Analyzed: 11/25/19

Instrument ID: ECD1 Time Analyzed: 17:27

GC Col A: RTX-440 ID: 0.32

1-Bromo-2-Nitrobenze	INTERNAL STD AREA #	RT #
12 HOUR STD	795610	2.74
UPPER LIMIT	1631001	3.24
LOWER LIMIT	393827	2.24

	CLIENT ID	LAB ID	FILE ID	INTERNAL STD AREA	RT	DATE ANALYZED	TIME ANALYZED
01	mix 1200;54k	mix 1200;54k	N25A020	802982	2.74	11/25/19	17:27
02	mix 1000;54l	mix 1000;54l	N25A021	797458	2.75	11/25/19	17:49
03	mix 800;54m	mix 800;54m	N25A022	777006	2.75	11/25/19	18:10
04	mix 600;54n	mix 600;54n	N25A023	795610	2.74	11/25/19	18:32
05	mix 400;54o	mix 400;54o	N25A024	781741	2.74	11/25/19	18:54
06	mix 200;54p	mix 200;54p	N25A025	805722	2.74	11/25/19	19:16
07	mix 100;54q	mix 100;54q	N25A026	806742	2.74	11/25/19	19:37
08	mix 50;54r	mix 50;54r	N25A027	789897	2.75	11/25/19	19:59
09							
10							
11							
12							
13							
14							
15							
16							
17							
18							
19							
20							
21							
22							
23							
24							
25							
26							

AREA UPPER LIMIT = +100% of internal standard area
AREA LOWER LIMIT = - 50% of internal standard area
RT UPPER LIMIT = +0.50 minutes of internal standard RT
RT LOWER LIMIT = -0.50 minutes of internal standard RT

Column used to flag internal standard area values with an asterisk.
* Values outside of QC limits.

FORM VIII PCB

8B
PCB ANALYTICAL SEQUENCE

Lab Name: Phoenix Environmental Labs Client: NETC

Lab Code: Phoenix Case No.: SAS No.: SDG No.: GCE67556

Lab File Id: N25B023 Date Analyzed: 11/25/19

Instrument ID: ECD1 Time Analyzed: 17:27

GC Col B: RXI-35SI ID: 0.32

1-Bromo-2-Nitrobenze	INTERNAL STD AREA #	RT #
12 HOUR STD	969381	3.25
UPPER LIMIT	1987231	3.75
LOWER LIMIT	479844	2.75

	CLIENT ID	LAB ID	FILE ID	INTERNAL STD AREA	RT	DATE ANALYZED	TIME ANALYZED
01	mix 1200;54k	mix 1200;54k	N25B020	980383	3.25	11/25/19	17:27
02	mix 1000;54l	mix 1000;54l	N25B021	969798	3.26	11/25/19	17:49
03	mix 800;54m	mix 800;54m	N25B022	942940	3.26	11/25/19	18:10
04	mix 600;54n	mix 600;54n	N25B023	969381	3.25	11/25/19	18:32
05	mix 400;54o	mix 400;54o	N25B024	956803	3.25	11/25/19	18:54
06	mix 200;54p	mix 200;54p	N25B025	980029	3.25	11/25/19	19:16
07	mix 100;54q	mix 100;54q	N25B026	986571	3.25	11/25/19	19:37
08	mix 50;54r	mix 50;54r	N25B027	963984	3.26	11/25/19	19:59
09							
10							
11							
12							
13							
14							
15							
16							
17							
18							
19							
20							
21							
22							
23							
24							
25							
26							

AREA UPPER LIMIT = +100% of internal standard area
AREA LOWER LIMIT = - 50% of internal standard area
RT UPPER LIMIT = +0.50 minutes of internal standard RT
RT LOWER LIMIT = -0.50 minutes of internal standard RT

Column used to flag internal standard area values with an asterisk.
* Values outside of QC limits.

FORM VIII PCB

8B
PCB ANALYTICAL SEQUENCE

Lab Name: Phoenix Environmental Labs Client: NETC

Lab Code: Phoenix Case No.: SAS No.: SDG No.: GCE67556

Lab File Id: N27A019 Date Analyzed: 11/27/19

Instrument ID: ECD1 Time Analyzed: 14:58

GC Col A: RTX-440 ID: 0.32

1-Bromo-2-Nitrobenze	INTERNAL STD AREA #	RT #
12 HOUR STD	849873	2.74
UPPER LIMIT	1742240	3.24
LOWER LIMIT	420687	2.24

	CLIENT ID	LAB ID	FILE ID	INTERNAL STD AREA	RT	DATE ANALYZED	TIME ANALYZED
01	hex	hex	N27A017	891251	2.73	11/27/19	13:51
02	mix 600;54n	mix 600;54n	N27A019	849873	2.74	11/27/19	14:35
03	CE67556 LCSD	CE67556 LCSD	N27A020	844362	2.74	11/27/19	14:58
04	COMP-2 MS	CE67556 MS	N27A021	826840	2.74	11/27/19	15:20
05	COMP-2 MSD	CE67556 MSD	N27A022	858052	2.74	11/27/19	15:42
06	hex	hex	N27A030	892819	2.75	11/27/19	18:40
07	mix 600;54n	mix 600;54n	N27A032	846006	2.75	11/27/19	19:25
08							
09							
10							
11							
12							
13							
14							
15							
16							
17							
18							
19							
20							
21							
22							
23							
24							
25							
26							

AREA UPPER LIMIT = +100% of internal standard area
AREA LOWER LIMIT = - 50% of internal standard area
RT UPPER LIMIT = +0.50 minutes of internal standard RT
RT LOWER LIMIT = -0.50 minutes of internal standard RT

Column used to flag internal standard area values with an asterisk.
* Values outside of QC limits.

FORM VIII PCB

8B
PCB ANALYTICAL SEQUENCE

Lab Name: Phoenix Environmental Labs Client: NETC

Lab Code: Phoenix Case No.: SAS No.: SDG No.: GCE67556

Lab File Id: N27B019 Date Analyzed: 11/27/19

Instrument ID: ECD1 Time Analyzed: 14:58

GC Col B: RXI-35SI ID: 0.32

1-Bromo-2-Nitrobenze	INTERNAL STD AREA #	RT #
12 HOUR STD	1039475	3.25
UPPER LIMIT	2130925	3.75
LOWER LIMIT	514540	2.75

	CLIENT ID	LAB ID	FILE ID	INTERNAL STD AREA	RT	DATE ANALYZED	TIME ANALYZED
01	hex	hex	N27B017	1096228	3.26	11/27/19	13:51
02	mix 600;54n	mix 600;54n	N27B019	1039475	3.25	11/27/19	14:35
03	CE67556 LCSD	CE67556 LCSD	N27B020	1045653	3.25	11/27/19	14:58
04	COMP-2 MS	CE67556 MS	N27B021	1023172	3.25	11/27/19	15:20
05	COMP-2 MSD	CE67556 MSD	N27B022	1058758	3.25	11/27/19	15:42
06	hex	hex	N27B030	1106485	3.26	11/27/19	18:40
07	mix 600;54n	mix 600;54n	N27B032	1030297	3.26	11/27/19	19:25
08							
09							
10							
11							
12							
13							
14							
15							
16							
17							
18							
19							
20							
21							
22							
23							
24							
25							
26							

AREA UPPER LIMIT = +100% of internal standard area
AREA LOWER LIMIT = - 50% of internal standard area
RT UPPER LIMIT = +0.50 minutes of internal standard RT
RT LOWER LIMIT = -0.50 minutes of internal standard RT

Column used to flag internal standard area values with an asterisk.
* Values outside of QC limits.

FORM VIII PCB

8B
PCB ANALYTICAL SEQUENCE

Lab Name: Phoenix Environmental Labs Client: NETC

Lab Code: Phoenix Case No.: SAS No.: SDG No.: GCE67556

Lab File Id: N25A017 Date Analyzed: 11/25/19

Instrument ID: ECD24 Time Analyzed: 16:37

GC Col A: RTX-440 ID: 0.32

1-Bromo-2-Nitrobenze	INTERNAL STD AREA #	RT #
12 HOUR STD	686835	2.49
UPPER LIMIT	1408012	2.99
LOWER LIMIT	339983	1.99

	CLIENT ID	LAB ID	FILE ID	INTERNAL STD AREA	RT	DATE ANALYZED	TIME ANALYZED
01	mix 1200;54k	mix 1200;54k	N25A014	701642	2.49	11/25/19	15:51
02	mix 1000;54i	mix 1000;54i	N25A015	704379	2.49	11/25/19	16:14
03	mix 800;54i	mix 800;54i	N25A016	700828	2.50	11/25/19	16:37
04	mix 600;54n	mix 600;54n	N25A017	686835	2.49	11/25/19	17:01
05	mix 400;54o	mix 400;54o	N25A018	680352	2.49	11/25/19	17:24
06	mix 200;54p	mix 200;54p	N25A019	703261	2.49	11/25/19	17:48
07	mix 100;54q	mix 100;54q	N25A020	706902	2.50	11/25/19	18:11
08	mix 50;54r	mix 50;54r	N25A021	690392	2.49	11/25/19	18:35
09							
10							
11							
12							
13							
14							
15							
16							
17							
18							
19							
20							
21							
22							
23							
24							
25							
26							

AREA UPPER LIMIT = +100% of internal standard area
AREA LOWER LIMIT = - 50% of internal standard area
RT UPPER LIMIT = +0.50 minutes of internal standard RT
RT LOWER LIMIT = -0.50 minutes of internal standard RT

Column used to flag internal standard area values with an asterisk.
* Values outside of QC limits.

FORM VIII PCB

8B
PCB ANALYTICAL SEQUENCE

Lab Name: Phoenix Environmental Labs Client: NETC

Lab Code: Phoenix Case No.: SAS No.: SDG No.: GCE67556

Lab File Id: N25B017 Date Analyzed: 11/25/19

Instrument ID: ECD24 Time Analyzed: 15:51

GC Col B: RXI-35SI ID: 0.32

1-Bromo-2-Nitrobenze	INTERNAL STD AREA #	RT #
12 HOUR STD	512705	3.02
UPPER LIMIT	1051045	3.52
LOWER LIMIT	253789	2.52

	CLIENT ID	LAB ID	FILE ID	INTERNAL STD AREA	RT	DATE ANALYZED	TIME ANALYZED
01	mix 1200;54k	mix 1200;54k	N25B014	543404	3.02	11/25/19	15:51
02	mix 1000;54i	mix 1000;54i	N25B015	544479	3.01	11/25/19	16:14
03	mix 800;54i	mix 800;54i	N25B016	525012	3.02	11/25/19	16:37
04	mix 600;54n	mix 600;54n	N25B017	512705	3.02	11/25/19	17:01
05	mix 400;54o	mix 400;54o	N25B018	505017	3.01	11/25/19	17:24
06	mix 200;54p	mix 200;54p	N25B019	525949	3.01	11/25/19	17:48
07	mix 100;54q	mix 100;54q	N25B020	529844	3.02	11/25/19	18:11
08	mix 50;54r	mix 50;54r	N25B021	517287	3.02	11/25/19	18:35
09							
10							
11							
12							
13							
14							
15							
16							
17							
18							
19							
20							
21							
22							
23							
24							
25							
26							

AREA UPPER LIMIT = +100% of internal standard area
AREA LOWER LIMIT = - 50% of internal standard area
RT UPPER LIMIT = +0.50 minutes of internal standard RT
RT LOWER LIMIT = -0.50 minutes of internal standard RT

Column used to flag internal standard area values with an asterisk.
* Values outside of QC limits.

FORM VIII PCB

8B
PCB ANALYTICAL SEQUENCE

Lab Name: Phoenix Environmental Labs Client: NETC

Lab Code: Phoenix Case No.: SAS No.: SDG No.: GCE67556

Lab File Id: N27A003 Date Analyzed: 11/27/19

Instrument ID: ECD24 Time Analyzed: 08:12

GC Col A: RTX-440 ID: 0.32

1-Bromo-2-Nitrobenze	INTERNAL STD AREA #	RT #
12 HOUR STD	725406	2.49
UPPER LIMIT	1487083	2.99
LOWER LIMIT	359076	1.99

	CLIENT ID	LAB ID	FILE ID	INTERNAL STD AREA	RT	DATE ANALYZED	TIME ANALYZED
01	hex	hex	N27A002	730737	2.49	11/27/19	06:48
02	mix 600;54n	mix 600;54n	N27A003	725406	2.49	11/27/19	07:11
03	CE67556 BL	CE67556 BL	N27A005	704985	2.48	11/27/19	08:12
04	CE67556 LCS	CE67556 LCS	N27A006	725339	2.49	11/27/19	08:35
05	hex	hex	N27A018	700388	2.49	11/27/19	14:02
06	mix 600;54n	mix 600;54n	N27A020	748912	2.50	11/27/19	14:49
07							
08							
09							
10							
11							
12							
13							
14							
15							
16							
17							
18							
19							
20							
21							
22							
23							
24							
25							
26							

AREA UPPER LIMIT = +100% of internal standard area
AREA LOWER LIMIT = - 50% of internal standard area
RT UPPER LIMIT = +0.50 minutes of internal standard RT
RT LOWER LIMIT = -0.50 minutes of internal standard RT

Column used to flag internal standard area values with an asterisk.
* Values outside of QC limits.

FORM VIII PCB

8B
PCB ANALYTICAL SEQUENCE

Lab Name: Phoenix Environmental Labs Client: NETC

Lab Code: Phoenix Case No.: SAS No.: SDG No.: GCE67556

Lab File Id: N27B003 Date Analyzed: 11/27/19

Instrument ID: ECD24 Time Analyzed: 08:12

GC Col B: RXI-35SI ID: 0.32

1-Bromo-2-Nitrobenze	INTERNAL STD AREA #	RT #
12 HOUR STD	546511	3.02
UPPER LIMIT	1120347	3.52
LOWER LIMIT	270523	2.52

	CLIENT ID	LAB ID	FILE ID	INTERNAL STD AREA	RT	DATE ANALYZED	TIME ANALYZED
01	hex	hex	N27B002	550596	3.01	11/27/19	06:48
02	mix 600;54n	mix 600;54n	N27B003	546511	3.02	11/27/19	07:11
03	CE67556 BL	CE67556 BL	N27B005	558634	2.98	11/27/19	08:12
04	CE67556 LCS	CE67556 LCS	N27B006	548151	3.01	11/27/19	08:35
05	hex	hex	N27B018	549588	2.99	11/27/19	14:02
06	mix 600;54n	mix 600;54n	N27B020	559099	3.02	11/27/19	14:49
07							
08							
09							
10							
11							
12							
13							
14							
15							
16							
17							
18							
19							
20							
21							
22							
23							
24							
25							
26							

AREA UPPER LIMIT = +100% of internal standard area
AREA LOWER LIMIT = - 50% of internal standard area
RT UPPER LIMIT = +0.50 minutes of internal standard RT
RT LOWER LIMIT = -0.50 minutes of internal standard RT

Column used to flag internal standard area values with an asterisk.
* Values outside of QC limits.

FORM VIII PCB

8B
PCB ANALYTICAL SEQUENCE

Lab Name: Phoenix Environmental Labs Client: NETC

Lab Code: Phoenix Case No.: SAS No.: SDG No.: GCE67556

Lab File Id: N26A030 Date Analyzed: 11/26/19

Instrument ID: ECD6 Time Analyzed: 17:34

GC Col A: RTX-440 ID: 0.32

1-Bromo-2-Nitrobenze	INTERNAL STD AREA #	RT #
12 HOUR STD	967646	2.69
UPPER LIMIT	1983675	3.19
LOWER LIMIT	478985	2.19

	CLIENT ID	LAB ID	FILE ID	INTERNAL STD AREA	RT	DATE ANALYZED	TIME ANALYZED
01	mix 1200;54k	mix 1200;54k	N26A027	927847	2.69	11/26/19	17:34
02	mix 1000;54l	mix 1000;54l	N26A028	916135	2.69	11/26/19	17:57
03	mix 800;54m	mix 800;54m	N26A029	939177	2.70	11/26/19	18:20
04	mix 600;54n	mix 600;54n	N26A030	967646	2.69	11/26/19	18:43
05	mix 400;54o	mix 400;54o	N26A031	930139	2.69	11/26/19	19:06
06	mix 200;54p	mix 200;54p	N26A032	952734	2.70	11/26/19	19:29
07	mix 100;54q	mix 100;54q	N26A033	951547	2.69	11/26/19	19:52
08	mix 50;54r	mix 50;54r	N26A034	952523	2.69	11/26/19	20:15
09							
10							
11							
12							
13							
14							
15							
16							
17							
18							
19							
20							
21							
22							
23							
24							
25							
26							

AREA UPPER LIMIT = +100% of internal standard area
AREA LOWER LIMIT = - 50% of internal standard area
RT UPPER LIMIT = +0.50 minutes of internal standard RT
RT LOWER LIMIT = -0.50 minutes of internal standard RT

Column used to flag internal standard area values with an asterisk.
* Values outside of QC limits.

FORM VIII PCB

8B
PCB ANALYTICAL SEQUENCE

Lab Name: Phoenix Environmental Labs Client: NETC

Lab Code: Phoenix Case No.: SAS No.: SDG No.: GCE67556

Lab File Id: N26B030 Date Analyzed: 11/26/19

Instrument ID: ECD6 Time Analyzed: 17:34

GC Col B: Rxi-35Sil ID: 0.32

1-Bromo-2-Nitrobenze	INTERNAL STD AREA #	RT #
12 HOUR STD	620499	3.37
UPPER LIMIT	1272022	3.87
LOWER LIMIT	307147	2.87

	CLIENT ID	LAB ID	FILE ID	INTERNAL STD AREA	RT	DATE ANALYZED	TIME ANALYZED
01	mix 1200;54k	mix 1200;54k	N26B027	615113	3.37	11/26/19	17:34
02	mix 1000;54l	mix 1000;54l	N26B028	615364	3.37	11/26/19	17:57
03	mix 800;54m	mix 800;54m	N26B029	607190	3.37	11/26/19	18:20
04	mix 600;54n	mix 600;54n	N26B030	620499	3.37	11/26/19	18:43
05	mix 400;54o	mix 400;54o	N26B031	609839	3.37	11/26/19	19:06
06	mix 200;54p	mix 200;54p	N26B032	606708	3.37	11/26/19	19:29
07	mix 100;54q	mix 100;54q	N26B033	613008	3.37	11/26/19	19:52
08	mix 50;54r	mix 50;54r	N26B034	619429	3.37	11/26/19	20:15
09							
10							
11							
12							
13							
14							
15							
16							
17							
18							
19							
20							
21							
22							
23							
24							
25							
26							

AREA UPPER LIMIT = +100% of internal standard area
AREA LOWER LIMIT = - 50% of internal standard area
RT UPPER LIMIT = +0.50 minutes of internal standard RT
RT LOWER LIMIT = -0.50 minutes of internal standard RT

Column used to flag internal standard area values with an asterisk.
* Values outside of QC limits.

FORM VIII PCB

8B
PCB ANALYTICAL SEQUENCE

Lab Name: Phoenix Environmental Labs Client: NETC

Lab Code: Phoenix Case No.: SAS No.: SDG No.: GCE67556

Lab File Id: N27A019 Date Analyzed: 11/27/19

Instrument ID: ECD6 Time Analyzed: 19:11

GC Col A: RTX-440 ID: 0.32

1-Bromo-2-Nitrobenze	INTERNAL STD AREA #	RT #
12 HOUR STD	942421	2.71
UPPER LIMIT	1931963	3.21
LOWER LIMIT	466498	2.21

	CLIENT ID	LAB ID	FILE ID	INTERNAL STD AREA	RT	DATE ANALYZED	TIME ANALYZED
01	hex	hex	N27A018	1002528	2.70	11/27/19	14:35
02	mix 600;54n	mix 600;54n	N27A019	942421	2.71	11/27/19	14:58
03	COMP-2 (2X)	CE67556 (2X)	N27A030	1088357	2.70	11/27/19	19:11
04	hex	hex	N27A031	1033784	2.70	11/27/19	19:34
05	mix 600;54n	mix 600;54n	N27A033	935187	2.70	11/27/19	20:20
06							
07							
08							
09							
10							
11							
12							
13							
14							
15							
16							
17							
18							
19							
20							
21							
22							
23							
24							
25							
26							

AREA UPPER LIMIT = +100% of internal standard area
AREA LOWER LIMIT = - 50% of internal standard area
RT UPPER LIMIT = +0.50 minutes of internal standard RT
RT LOWER LIMIT = -0.50 minutes of internal standard RT

Column used to flag internal standard area values with an asterisk.
* Values outside of QC limits.

FORM VIII PCB

8B
PCB ANALYTICAL SEQUENCE

Lab Name: Phoenix Environmental Labs Client: NETC

Lab Code: Phoenix Case No.: SAS No.: SDG No.: GCE67556

Lab File Id: N27B019 Date Analyzed: 11/27/19

Instrument ID: ECD6 Time Analyzed: 19:11

GC Col B: Rxi-35Sil ID: 0.32

1-Bromo-2-Nitrobenze	INTERNAL STD AREA #	RT #
12 HOUR STD	589659	3.38
UPPER LIMIT	1208800	3.88
LOWER LIMIT	291881	2.88

	CLIENT ID	LAB ID	FILE ID	INTERNAL STD AREA	RT	DATE ANALYZED	TIME ANALYZED
01	hex	hex	N27B018	643665	3.37	11/27/19	14:35
02	mix 600;54n	mix 600;54n	N27B019	589659	3.38	11/27/19	14:58
03	COMP-2 (2X)	CE67556 (2X)	N27B030	698732	3.37	11/27/19	19:11
04	hex	hex	N27B031	665356	3.38	11/27/19	19:34
05	mix 600;54n	mix 600;54n	N27B033	629587	3.37	11/27/19	20:20
06							
07							
08							
09							
10							
11							
12							
13							
14							
15							
16							
17							
18							
19							
20							
21							
22							
23							
24							
25							
26							

AREA UPPER LIMIT = +100% of internal standard area
AREA LOWER LIMIT = - 50% of internal standard area
RT UPPER LIMIT = +0.50 minutes of internal standard RT
RT LOWER LIMIT = -0.50 minutes of internal standard RT

Column used to flag internal standard area values with an asterisk.
* Values outside of QC limits.

FORM VIII PCB

1D
PCB ORGANICS ANALYSIS DATA SHEET

CLIENT SAMPLE NO.

COMP-2

Lab Name: Phoenix Environmental Client: NETC

Lab Code: Phoenix Instr: ECD6 Column.: RTX-440 0.32 SDG No.: GCE67556

Matrix: (soil/water) SOIL Lab Sample ID: CE67556

Sample wt/vol: 15.18 (g/mL) g Lab File ID: N27A030

% Moisture: 11 decanted: (Y/N) N Date Received: 11/25/19

Extraction: (SepF/Cont/ASE) 3545 Date Extracted: 11/26/19

Concentrated Extract Volume: 5000 (uL) Date Analyzed: 11/27/19

Injection Volume: 1 (uL) Dilution Factor: 2

CONCENTRATION UNITS: ug/Kg

CAS NO.	COMPOUND	CF	CONC	P/C	Q	MDL	PQL
12674-11-2	Aroclor-1016	MC	74	C	U	74	74
11104-28-2	Aroclor-1221	MC	74	C	U	74	74
11141-16-5	Aroclor-1232	MC	74	C	U	74	74
53469-21-9	Aroclor-1242	MC	74	C	U	74	74
12672-29-6	Aroclor-1248	MC	74	C	U	74	74
11097-69-1	Aroclor-1254	MC	74	C	U	74	74
11096-82-5	Aroclor-1260	MC	74	C	U	74	74
37324-23-5	Aroclor-1262	MC	74	C	U	74	74
11100-14-4	Aroclor-1268	MC	74	C	U	74	74
2051-24-3	Decachlorobiphenyl	1.395	43	C		%	%
877-09-8	Tetrachloro-m-xylene	1.329	56	C		%	%

11100-14-4 Sample PQL Calc: (100raw * 2df * 5fv) / (15.18wt-vol * 0.89%sol) = 74

Both channels need to have the compound detected for a concentration to be reported on either channel.
U1=Due to matrix interference and/or the presence of a large amount of non-target material, the reporting level for this compound has been elevated.
U2=The presence of this compound was not confirmed by the analyst based on the characteristic pattern matching of multi-component parameters, retention time, and/or peak shape.

P/C: P=Primary Result C=Confirmation Result X=Not Used CF=Calculated Calibration/Response Factor MC=Multi-Component

1D
PCB ORGANICS ANALYSIS DATA SHEET

CLIENT SAMPLE NO.

COMP-2

Lab Name: Phoenix Environmental Client: NETC

Lab Code: Phoenix Instr: ECD6 Column.: Rxi-35Sil 0.32 SDG No.: GCE67556

Matrix: (soil/water) SOIL Lab Sample ID: CE67556

Sample wt/vol: 15.18 (g/mL) g Lab File ID: N27B030

% Moisture: 11 decanted: (Y/N) N Date Received: 11/25/19

Extraction: (SepF/Cont/ASE) 3545 Date Extracted: 11/26/19

Concentrated Extract Volume: 5000 (uL) Date Analyzed: 11/27/19

Injection Volume: 1 (uL) Dilution Factor: 2

CONCENTRATION UNITS: ug/Kg

CAS NO.	COMPOUND	CF	CONC	P/C	Q	MDL	PQL
12674-11-2	Aroclor-1016	MC	74	P	U	74	74
11104-28-2	Aroclor-1221	MC	74	P	U	74	74
11141-16-5	Aroclor-1232	MC	74	P	U	74	74
53469-21-9	Aroclor-1242	MC	74	P	U	74	74
12672-29-6	Aroclor-1248	MC	74	P	U	74	74
11097-69-1	Aroclor-1254	MC	74	P	U	74	74
11096-82-5	Aroclor-1260	MC	74	P	U	74	74
37324-23-5	Aroclor-1262	MC	74	P	U	74	74
11100-14-4	Aroclor-1268	MC	74	P	U	74	74
2051-24-3	Decachlorobiphenyl	1.557	50	P		%	%
877-09-8	Tetrachloro-m-xylene	1.557	62	P		%	%

11100-14-4 Sample PQL Calc: (100raw * 2df * 5fv) / (15.18wt-vol * 0.89%sol) = 74

Both channels need to have the compound detected for a concentration to be reported on either channel.
U1=Due to matrix interference and/or the presence of a large amount of non-target material, the reporting level for this compound has been elevated.
U2=The presence of this compound was not confirmed by the analyst based on the characteristic pattern matching of multi-component parameters, retention time, and/or peak shape.

P/C: P=Primary Result C=Confirmation Result X=Not Used CF=Calculated Calibration/Response Factor MC=Multi-Component

Client Id: COMP-2

Software Version: 4.1<1L22>
Date: 12/2/2019 07:15 AM
Sample Name : 67556 2x
Data File : E:\TC2019\ECD6\11-NOV\N27A030.RAW Date: 11/27/2019 07:11 PM
Sequence File: E:\TC2019\ECD6\11-NOV\PCB_SEQ.SEQ Cycle: 798 Channel : A
Instrument : AUTO_ECD6 Rack/Vial: 0/25 Operator:
Sample Amount : 1.0000 Dilution Factor : 1.00

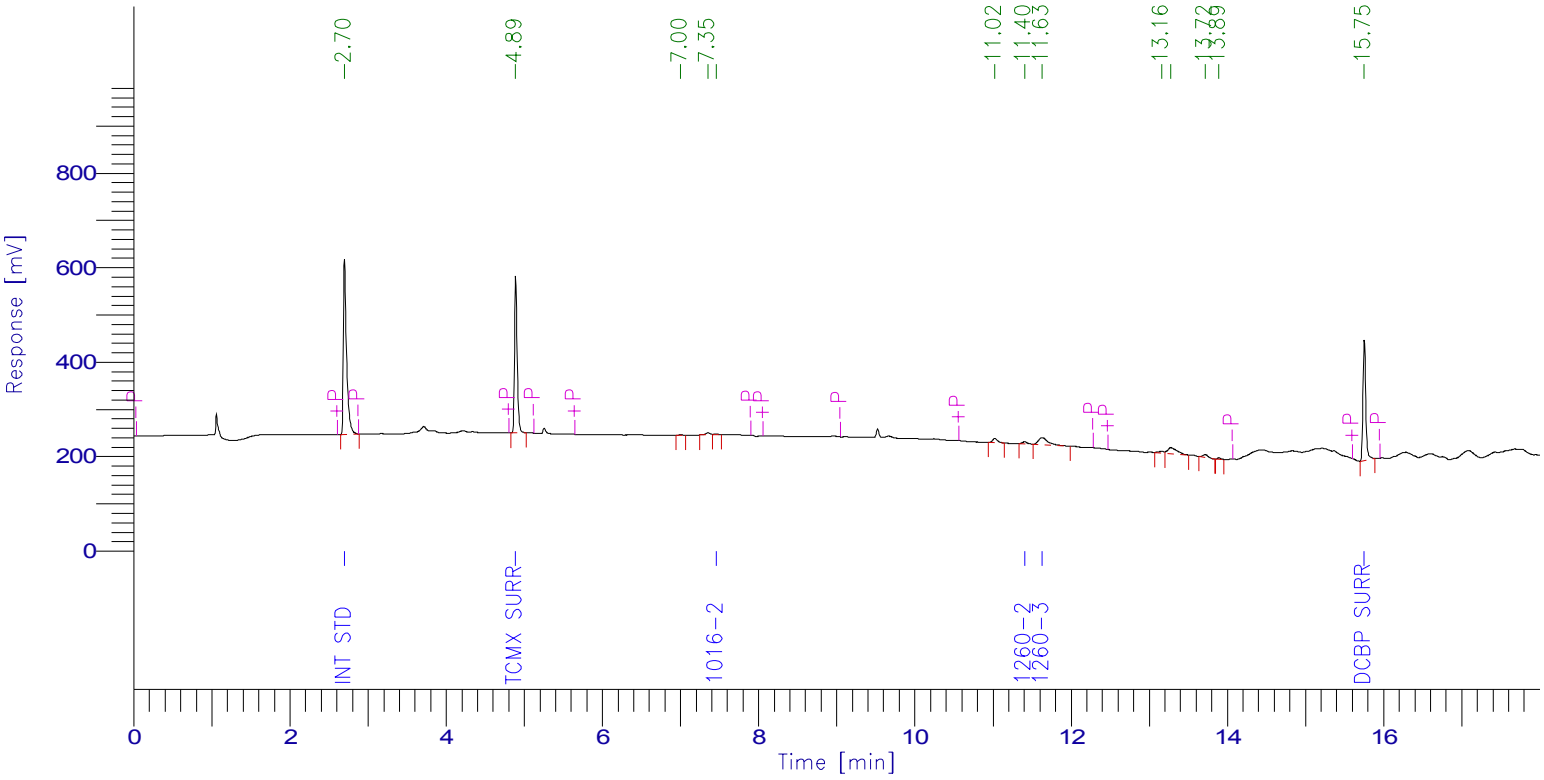

PCB Report

Time [min]	Component Name	Raw Amount	Area [µV·s]	Surrogate SM/WM	Surrogate QC / SL	Spike Rec Soils (%)	Spike Rec Water (%)
2.698	Int Std	100.0000	1088356.61	250.0000	100.0000	40.0000	20.0000
4.891	TCMX SURR	55.6610	805213.10	139.1525	55.6610	22.2644	11.1322
5.741	1016-1	0.0000	0.00	0.0000	0.0000	0.0000	0.0000
7.456	1016-2	4.4359	5532.55	11.0898	4.4359	1.7744	0.8872
7.627	1016-3	0.0000	0.00	0.0000	0.0000	0.0000	0.0000
7.813	1016-4	0.0000	0.00	0.0000	0.0000	0.0000	0.0000
8.482	1016-5	0.0000	0.00	0.0000	0.0000	0.0000	0.0000
10.842	1260-1	0.0000	0.00	0.0000	0.0000	0.0000	0.0000
11.403	1260-2	22.7104	22889.65	56.7760	22.7104	9.0842	4.5421
11.631	1260-3	247.0169	131348.63	617.5422	247.0169	98.8068	49.4034
12.114	1260-4	0.0000	0.00	0.0000	0.0000	0.0000	0.0000
12.647	1260-5	0.0000	0.00	0.0000	0.0000	0.0000	0.0000
15.751	DCBP SURR	42.9282	651654.80	107.3204	42.9282	17.1713	8.5856
		472.7524	2704995.35				

Client Id: COMP-2

Software Version: 4.1<1L22>
Date: 12/2/2019 07:17 AM
Sample Name : 67556 2x
Data File : E:\TC2019\ECD6\11-NOV\N27B030.RAW Date: 11/27/2019 07:11 PM
Sequence File: E:\TC2019\ECD6\11-NOV\PCB_SEQ.SEQ Cycle: 798 Channel : B
Instrument : AUTO_ECD6 Rack/Vial: 0/25 Operator:
Sample Amount : 1.0000 Dilution Factor : 1.00

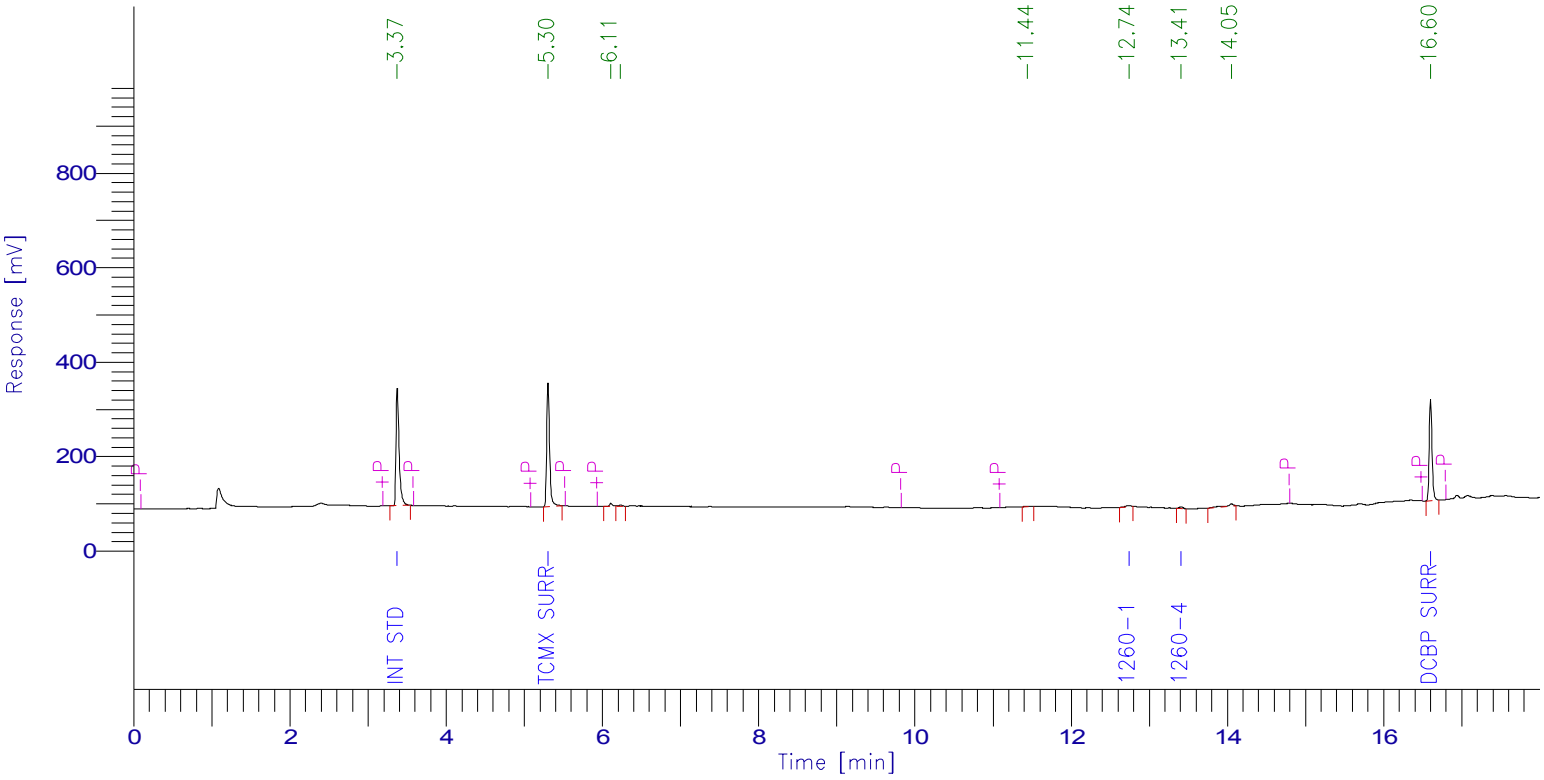

PCB Report

Time [min]	Component Name	Raw Amount	Area [µV·s]	Surrogate SM/WM	Surrogate QC / SL	Spike Rec Soils (%)	Spike Rec Water (%)
3.373	Int Std	100.0000	698731.52	250.0000	100.0000	40.0000	20.0000
5.303	TCMX SURR	61.6344	670342.60	154.0860	61.6344	24.6538	12.3269
6.456	1016-1	0.0000	0.00	0.0000	0.0000	0.0000	0.0000
7.277	1016-2	0.0000	0.00	0.0000	0.0000	0.0000	0.0000
8.225	1016-3	0.0000	0.00	0.0000	0.0000	0.0000	0.0000
8.692	1016-4	0.0000	0.00	0.0000	0.0000	0.0000	0.0000
9.353	1016-5	0.0000	0.00	0.0000	0.0000	0.0000	0.0000
12.737	1260-1	11.2746	9848.97	28.1866	11.2746	4.5099	2.2549
12.826	1260-2	0.0000	0.00	0.0000	0.0000	0.0000	0.0000
12.931	1260-3	0.0000	0.00	0.0000	0.0000	0.0000	0.0000
13.408	1260-4	19.3498	13456.64	48.3744	19.3498	7.7399	3.8700
13.568	1260-5	0.0000	0.00	0.0000	0.0000	0.0000	0.0000
16.599	DCBP SURR	50.0163	544133.68	125.0408	50.0163	20.0065	10.0033
		242.2751	1936513.42				

6D
PCB INITIAL CALIBRATION OF SINGLE COMPONENT ANALYTES

Lab Name: Phoenix Environmental Client: NETC

Lab Code: Phoenix Case No.: SAS No.: SDG No.: GCE67556

Instrument ID: ECD1

GC Col A: RTX-440 ID: 0.32 (mm) Date(s) Analyzed: 11/25/19 11/25/19

Method File: PC1125AI

COMPOUND	RT OF STANDARDS			MEAN	RT WINDOW	
	LOW N25A025	MID N25A023	HIGH N25A021	RT	FROM	TO
Aroclor 1016-1	5.89	5.88	5.89	5.89	5.84	5.94
Aroclor 1016-2	7.03	7.02	7.04	7.03	6.98	7.08
Aroclor 1016-3	8.00	8.00	8.01	8.00	7.95	8.05
Aroclor 1016-4	8.30	8.29	8.31	8.30	8.25	8.35
Aroclor 1016-5	8.68	8.67	8.69	8.68	8.63	8.73
Aroclor 1260-1	11.09	11.08	11.09	11.09	11.02	11.16
Aroclor 1260-2	12.39	12.37	12.38	12.38	12.31	12.45
Aroclor 1260-3	12.50	12.48	12.49	12.49	12.42	12.56
Aroclor 1260-4	12.79	12.78	12.79	12.79	12.72	12.86
Aroclor 1260-5	12.94	12.92	12.93	12.93	12.86	13.00
Decachlorobiphenyl	16.05	16.05	16.06	16.05	15.95	16.15
Tetrachloro-m-xylene	5	5	5.01	5.00	4.95	5.05

Retention time windows are ± 0.05 minutes for all compounds that elute
Retention time windows are ± 0.05 minutes for all compounds that elute
before Aroclor 1260-1, ± 0.07 minutes for all other compounds,
except ± 0.10 minutes for Decachlorobiphenyl.

FORM VI PCB

6D
PCB INITIAL CALIBRATION OF SINGLE COMPONENT ANALYTES

Lab Name: Phoenix Environmental Client: NETC

Lab Code: Phoenix Case No.: SAS No.: SDG No.: GCE67556

Instrument ID: ECD1

GC Col B: RXI-35SI ID: 0.32 (mm) Date(s) Analyzed: 11/25/19 11/25/19

Method File: PC1125BI

COMPOUND	RT OF STANDARDS			MEAN	RT WINDOW	
	LOW N25B025	MID N25B023	HIGH N25B021	RT	FROM	TO
Aroclor 1016-1	6.37	6.36	6.37	6.37	6.32	6.42
Aroclor 1016-2	7.20	7.19	7.20	7.20	7.14	7.24
Aroclor 1016-3	8.15	8.15	8.16	8.15	8.10	8.20
Aroclor 1016-4	8.63	8.62	8.63	8.63	8.58	8.68
Aroclor 1016-5	9.29	9.28	9.30	9.29	9.24	9.34
Aroclor 1260-1	11.64	11.63	11.64	11.64	11.56	11.70
Aroclor 1260-2	12.02	12.00	12.01	12.01	11.94	12.08
Aroclor 1260-3	12.81	12.80	12.81	12.81	12.73	12.87
Aroclor 1260-4	13.37	13.36	13.37	13.37	13.30	13.44
Aroclor 1260-5	13.56	13.55	13.56	13.56	13.48	13.62
Decachlorobiphenyl	16.58	16.57	16.58	16.58	16.48	16.68
Tetrachloro-m-xylene	5.18	5.18	5.19	5.18	5.13	5.23

Retention time windows are ± 0.05 minutes for all compounds that elute
Retention time windows are ± 0.05 minutes for all compounds that elute
before Aroclor 1260-1, ± 0.07 minutes for all other compounds,
except ± 0.10 minutes for Decachlorobiphenyl.

FORM VI PCB

6E
PCB INITIAL CALIBRATION OF SINGLE COMPONENT ANALYTES (FACTORS)

Lab Name: Phoenix Environmental Client: NETC

Lab Code: Phoenix Case No.: SAS No.: SDG No.: GCE67556

Instr ID: ECD1 Levels: 8

GC Col A: ID: (mm) Analysis Dates: 11/25/19 - 11/25/19

Method File: PC1125AI

CALIBRATION FACTORS

COMPOUND	Level 1 N25A026	Level 2 N25A025	Level 3 N25A024	Level 4 N25A023	Level 5 N25A022	Level 6 N25A021	Level 7 N25A020	Level 8 N25A027	MEAN	%RSD	*
Aroclor 1016-1	0.043	0.040	0.040	0.038	0.037	0.037	0.036	0.045	0.039	7.94	
Aroclor 1016-2	0.055	0.051	0.050	0.048	0.048	0.047	0.047	0.059	0.051	8.82	
Aroclor 1016-3	0.038	0.036	0.046	0.045	0.039	0.039	0.040	0.044	0.041	9.36	
Aroclor 1016-4	0.037	0.032	0.031	0.034	0.034	0.033	0.033	0.045	0.035	13.25	
Aroclor 1016-5	0.044	0.041	0.041	0.038	0.040	0.039	0.039	0.034	0.039	6.82	
Aroclor 1260-1	0.077	0.082	0.082	0.087	0.087	0.086	0.078	0.071	0.081	7.04	
Aroclor 1260-2	0.075	0.071	0.073	0.073	0.072	0.073	0.071	0.059	0.071	7.12	
Aroclor 1260-3	0.035	0.036	0.040	0.041	0.041	0.042	0.042	0.026	0.038	14.67	
Aroclor 1260-4	0.079	0.076	0.074	0.073	0.076	0.073	0.074	0.063	0.074	6.08	
Aroclor 1260-5	0.034	0.034	0.033	0.033	0.036	0.032	0.034	0.019	0.032	17.09	
Decachlorobiphenyl	1.457	1.307	1.326	1.293	1.265	1.259	1.236	1.555	1.337	8.31	
Tetrachloro-m-xylene	1.867	1.671	1.668	1.644	1.616	1.589	1.548	2.059	1.708	9.99	

%RSD must be less than or equal 20.0% for all compounds. (*) Criteria exceeded.

FORM VI PCB

6E
PCB INITIAL CALIBRATION OF SINGLE COMPONENT ANALYTES (FACTORS)

Lab Name: Phoenix Environmental Client: NETC

Lab Code: Phoenix Case No.: SAS No.: SDG No.: GCE67556

Instr ID: ECD1 Levels: 8

GC Col B: ID: (mm) Analysis Dates: 11/25/19 - 11/25/19

Method File: PC1125BI

CALIBRATION FACTORS

COMPOUND	Level 1 N25B026	Level 2 N25B025	Level 3 N25B024	Level 4 N25B023	Level 5 N25B022	Level 6 N25B021	Level 7 N25B020	Level 8 N25B027	MEAN	%RSD	*
Aroclor 1016-1	0.046	0.042	0.039	0.037	0.037	0.036	0.035	0.050	0.040	13.31	
Aroclor 1016-2	0.094	0.085	0.080	0.075	0.073	0.071	0.069	0.105	0.081	15.46	
Aroclor 1016-3	0.135	0.129	0.137	0.133	0.131	0.128	0.128	0.141	0.133	3.49	
Aroclor 1016-4	0.025	0.024	0.030	0.030	0.026	0.026	0.031	0.025	0.027	10.67	
Aroclor 1016-5	0.046	0.042	0.042	0.041	0.040	0.040	0.039	0.048	0.042	7.01	
Aroclor 1260-1	0.087	0.081	0.078	0.075	0.074	0.082	0.081	0.081	0.080	5.12	
Aroclor 1260-2	0.098	0.093	0.091	0.089	0.088	0.097	0.094	0.111	0.095	7.80	
Aroclor 1260-3	0.100	0.088	0.084	0.081	0.078	0.079	0.075	0.113	0.087	14.70	
Aroclor 1260-4	0.080	0.079	0.075	0.073	0.072	0.072	0.071	0.087	0.076	6.96	
Aroclor 1260-5	0.037	0.038	0.039	0.038	0.037	0.037	0.037	0.042	0.038	4.62	
Decachlorobiphenyl	1.350	1.195	1.204	1.178	1.170	1.162	1.126	1.387	1.222	7.72	
Tetrachloro-m-xylene	1.845	1.638	1.601	1.557	1.533	1.501	1.458	2.028	1.645	11.81	

%RSD must be less than or equal 20.0% for all compounds. (*) Criteria exceeded.

FORM VI PCB

Turbochrom Method File : E:\TC2019\ECD1\11-NOV\PC1125AI.MTH
Created by : AM on : 11/25/2019 08:27 PM
Edited by : god on : 11/26/2019 06:15 AM
Description :

Number of Times Edited : 3
Number of Times Calibrated : 7293

Instrument Conditions :
au-ECD1

Instrument Control Method:
Instrument name : AUTO_ECD1

Channel Parameters:
Data will be collected from both channels

Channel A signal source: DetA	Channel B signal source: DetB
Analog Output : INT	Analog Output : INT
Attenuation : -5	Attenuation : -5
Offset : 5.0 mV	Offset : 5.0 mV

Delay Time : 0.00 min.
Run Time : 18.00 min.
Sampling Rate : 3.1250 pts/s

Autosampler Method:

Injection Volume : 1.0 µl	Pre-Sequence Washes : 0
Injection Speed : NORM	Sample Washes : 2
Viscosity Delay : 0	Sample Pumps : 4
Waste Vial : 1	Solvent A Washes : 4

Carriers Parameters:
Carrier A control : Press - PSIG
Initial Setpoint : 0.0 Initial Hold : 0.00 min

Carrier B control : NONE
Initial Setpoint : 0 Initial Hold : 0.00 min

Auxiliary Pneumatic 1 :
Auxiliary Pneumatic 1 setpoint : 0
Auxiliary Pneumatic 2 :
Auxiliary Pneumatic 2 setpoint : 0
Auxiliary Pneumatic 3 :
Auxiliary Pneumatic 3 setpoint : 0
Auxiliary Pneumatic 4 :
Auxiliary Pneumatic 4 setpoint : 0

Valve configuration and settings:

Valve 1 : NONE	Valve 2 : NONE
Valve 3 : NONE	Valve 4 : NONE
Valve 5 : NONE	Valve 6 : NONE

Detector Parameters:

Detector A : ECD	Detector B : ECD
Range : 1	Range : 1

Time Constant : 200	Time Constant : 200
Autozero : OFF	Autozero : OFF
Ref Gas Flow : 30.0 mL/m	Ref Gas Flow : 30.0 mL/m
MkUp Gas Flow : 0.0 mL/m	MkUp Gas Flow : 0.0 mL/m

Heated Zones:

Injector A :
Injector A Setpoint : 250°
Injector B :
Injector B Setpoint : OFF
Detector A : 380°
Detector B : 380°
Auxiliary (NONE) : 0°

Oven Program:

Cryogenics : OFF
Initial Temp : 140° Maximum Temp : 350°
Initial Hold : 1.00 min Equilibration Time : 0.5 min
Ramp 1 : 10.5 °/min to 310°, hold for 0.81 min

Total Run Time : 18.00 min

Timed Events:

There are no timed events in the method

Real Time Plot Parameters :

Channel A -- Pages: 1 Offset: 0.000 mV Scale: 1000.000 mV
Channel B -- Pages: 1 Offset: 0.000 mV Scale: 1000.000 mV

Processing Parameters :

Bunch Factor : 2 points
Noise Threshold : 500 µV
Area Threshold : 350.00 µV

Peak Separation Criteria
Width Ratio : 0.200
Valley-to-Peak Ratio : 0.010

Exponential Skim Criteria
Peak Height Ratio : 5.000
Adjusted Height Ratio : 4.000
Valley Height Ratio : 3.000

Baseline Timed Events :

Event #1 - -P at 0.110
Event #2 - +P at 2.593
Event #3 - -P at 2.949
Event #4 - +P at 4.900
Event #5 - -P at 5.226
Event #6 - +P at 5.433
Event #7 - -P at 9.366
Event #8 - +P at 10.475
Event #9 - -P at 14.378
Event #10 - +P at 15.828

Event #11 - -P at 16.256

Annotated Replot Parameters :

No replot will be printed

Report Format files :

No report format files given

User Programs :

No user programs will be executed

Global Information :

Default Sample Volume : 1.000 uL
Quantitation Units :
Void Time : 0.000 min
Correct amounts during calibration : NO
Reject outliers during calibration : NO
An Internal Standard calibration will be used
Unknown peaks will be quantitated using a response factor of 1.000000

Component Information :

Int Std

Component Type : Single Peak Component
Retention Time : 2.743 min Search Window: 1.00 s, 1.00 %
Reference Component:
Find peak closest to expected RT in window
Internal Standard :
Use Average Calibration Factor (Area ratio / Amount ratio)
User Values:
Label :
Value 1: 0.000000
Value 2: 0.000000
Value 3: 0.000000
Value 4: 0.000000
Value 5: 0.000000
Calibration Levels:

Level Name	Amount	Area	Height	ISTD Resp.	ISTD Amt.	# Replicates
0.5	100.0000	789896.80	305467.23	1.0000	1.0000	1
1	100.0000	806742.02	331167.04	1.0000	1.0000	1
2	100.0000	805722.06	325155.27	1.0000	1.0000	1
3	100.0000	781741.11	314508.35	1.0000	1.0000	1
4	100.0000	795610.39	316376.77	1.0000	1.0000	1
5	100.0000	777006.17	317117.58	1.0000	1.0000	1
6	100.0000	797458.10	322020.21	1.0000	1.0000	1
7	100.0000	802982.19	328496.23	1.0000	1.0000	1

Average Calibration Factor = 1.000000 (%RSD = 0.00)

TCMX SURR

Component Type : Single Peak Component
Retention Time : 5.005 min Search Window: 3.50 s, 1.00 %
Reference Component:
Find peak closest to expected RT in window
Internal Standard : Int Std
Use Average Calibration Factor (Area ratio / Amount ratio)
User Values:
Label :
Value 1: 0.000000

Value 2: 0.000000
Value 3: 0.000000
Value 4: 0.000000
Value 5: 0.000000

Calibration Levels:

Level Name	Amount	Area	Height	ISTD Resp.	ISTD Amt.	# Replicates
0.5	10.0000	162644.69	70862.82	0.2059	0.1000	1
1	20.0000	301219.74	135046.61	0.3734	0.2000	1
2	40.0000	538620.40	232239.27	0.6685	0.4000	1
3	60.0000	782292.16	343826.95	1.0007	0.6000	1
4	80.0000	1046673.14	448112.95	1.3156	0.8000	1
5	100.0000	1255681.54	530112.54	1.6161	1.0000	1
6	120.0000	1520555.14	634299.56	1.9068	1.2000	1
7	140.0000	1739697.74	737710.54	2.1665	1.4000	1

Average Calibration Factor = 1.707753 (%RSD = 9.99)

1016-1

Component Type : Single Peak Component
Retention Time : 5.889 min Search Window: 1.00 s, 1.00 %
Reference Component:
Find peak closest to expected RT in window
Internal Standard : Int Std
Use Average Calibration Factor (Area ratio / Amount ratio)
User Values:
Label :
Value 1: 0.000000
Value 2: 0.000000
Value 3: 0.000000
Value 4: 0.000000
Value 5: 0.000000

Calibration Levels:

Level Name	Amount	Area	Height	ISTD Resp.	ISTD Amt.	# Replicates
0.5	50.0000	17603.64	7568.54	0.0223	0.5000	1
1	100.0000	34760.63	14995.57	0.0431	1.0000	1
2	200.0000	65162.38	27289.50	0.0809	2.0000	1
3	400.0000	123665.92	51080.13	0.1582	4.0000	1
4	600.0000	180494.41	74268.52	0.2269	6.0000	1
5	800.0000	231083.92	96387.88	0.2974	8.0000	1
6	1000.0000	292321.29	116131.07	0.3666	10.0000	1
7	1200.0000	346222.04	141546.49	0.4312	12.0000	1

Average Calibration Factor = 0.039402 (%RSD = 7.94)

1016-2

Component Type : Single Peak Component
Retention Time : 7.031 min Search Window: 1.00 s, 1.00 %
Reference Component: 1016-1
Find peak closest to expected RT in window
Internal Standard : Int Std
Use Average Calibration Factor (Area ratio / Amount ratio)
User Values:
Label :
Value 1: 0.000000
Value 2: 0.000000
Value 3: 0.000000
Value 4: 0.000000
Value 5: 0.000000

Calibration Levels:

Level Name	Amount	Area	Height	ISTD Resp.	ISTD Amt.	# Replicates
0.5	50.0000	23399.88	6519.61	0.0296	0.5000	1
1	100.0000	41457.18	12028.98	0.0551	1.0000	1

2	200.0000	82533.03	22925.35	0.1024	2.0000	1
3	400.0000	156230.37	43672.88	0.1998	4.0000	1
4	600.0000	230755.20	62864.25	0.2900	6.0000	1
5	800.0000	299007.29	82078.44	0.3848	8.0000	1
6	1000.0000	371337.16	103877.75	0.4657	10.0000	1
7	1200.0000	449376.63	122145.56	0.5596	12.0000	1

Average Calibration Factor = 0.050652 (%RSD = 8.82)

1016-3

Component Type : Single Peak Component
Retention Time : 8.005 min Search Window: 1.00 s, 1.00 %
Reference Component: 1016-1
Find peak closest to expected RT in window
Internal Standard : Int Std
Use Average Calibration Factor (Area ratio / Amount ratio)
User Values:
Label :
Value 1: 0.000000
Value 2: 0.000000
Value 3: 0.000000
Value 4: 0.000000
Value 5: 0.000000
Calibration Levels:

Level Name	Amount	Area	Height	ISTD Resp.	ISTD Amt.	# Replicates
0.5	50.0000	17393.58	6262.27	0.0220	0.5000	1
1	100.0000	30415.46	12057.37	0.0377	1.0000	1
2	200.0000	57699.96	22495.96	0.0716	2.0000	1
3	400.0000	144481.72	48890.47	0.1848	4.0000	1
4	600.0000	215344.85	72516.05	0.2707	6.0000	1
5	800.0000	242435.82	94042.17	0.3120	8.0000	1
6	1000.0000	308953.05	117024.29	0.3874	10.0000	1
7	1200.0000	380802.27	143614.05	0.4742	12.0000	1

Average Calibration Factor = 0.040766 (%RSD = 9.36)

1016-4

Component Type : Single Peak Component
Retention Time : 8.299 min Search Window: 1.00 s, 1.00 %
Reference Component: 1016-1
Find peak closest to expected RT in window
Internal Standard : Int Std
Use Average Calibration Factor (Area ratio / Amount ratio)
User Values:
Label :
Value 1: 0.000000
Value 2: 0.000000
Value 3: 0.000000
Value 4: 0.000000
Value 5: 0.000000
Calibration Levels:

Level Name	Amount	Area	Height	ISTD Resp.	ISTD Amt.	# Replicates
0.5	50.0000	17956.21	7140.83	0.0227	0.5000	1
1	100.0000	29542.44	13028.43	0.0366	1.0000	1
2	200.0000	51153.20	23605.56	0.0635	2.0000	1
3	400.0000	96317.77	44339.81	0.1232	4.0000	1
4	600.0000	163987.68	68878.56	0.2061	6.0000	1
5	800.0000	211457.10	89665.11	0.2721	8.0000	1
6	1000.0000	264707.62	110346.02	0.3319	10.0000	1
7	1200.0000	316708.94	132440.64	0.3944	12.0000	1

Average Calibration Factor = 0.034883 (%RSD = 13.25)

1016-5

Component Type : Single Peak Component
Retention Time : 8.679 min Search Window: 1.00 s, 1.00 %
Reference Component: 1016-1
Find peak closest to expected RT in window
Internal Standard : Int Std
Use Average Calibration Factor (Area ratio / Amount ratio)
User Values:
Label :
Value 1: 0.000000
Value 2: 0.000000
Value 3: 0.000000
Value 4: 0.000000
Value 5: 0.000000
Calibration Levels:

Level Name	Amount	Area	Height	ISTD Resp.	ISTD Amt.	# Replicates
0.5	50.0000	13502.49	6593.26	0.0171	0.5000	1
1	100.0000	35178.56	14344.66	0.0436	1.0000	1
2	200.0000	66298.47	26369.66	0.0823	2.0000	1
3	400.0000	126872.77	51061.80	0.1623	4.0000	1
4	600.0000	182960.52	74704.70	0.2300	6.0000	1
5	800.0000	246064.94	99038.75	0.3167	8.0000	1
6	1000.0000	311889.48	123634.39	0.3911	10.0000	1
7	1200.0000	375876.96	148307.00	0.4681	12.0000	1

Average Calibration Factor = 0.039443 (%RSD = 6.82)

1260-1
Component Type : Single Peak Component
Retention Time : 11.090 min Search Window: 0.50 s, 0.50 %
Reference Component:
Find peak closest to expected RT in window
Internal Standard : Int Std
Use Average Calibration Factor (Area ratio / Amount ratio)
User Values:
Label :
Value 1: 0.000000
Value 2: 0.000000
Value 3: 0.000000
Value 4: 0.000000
Value 5: 0.000000
Calibration Levels:

Level Name	Amount	Area	Height	ISTD Resp.	ISTD Amt.	# Replicates
0.5	50.0000	27924.56	6191.58	0.0354	0.5000	1
1	100.0000	62007.25	14655.12	0.0769	1.0000	1
2	200.0000	131354.67	31868.02	0.1630	2.0000	1
3	400.0000	257228.75	63558.19	0.3290	4.0000	1
4	600.0000	415394.14	112380.45	0.5221	6.0000	1
5	800.0000	542307.01	150318.88	0.6979	8.0000	1
6	1000.0000	683043.84	202354.23	0.8565	10.0000	1
7	1200.0000	754892.46	237551.29	0.9401	12.0000	1

Average Calibration Factor = 0.081200 (%RSD = 7.04)

1260-2
Component Type : Single Peak Component
Retention Time : 12.385 min Search Window: 0.50 s, 0.50 %
Reference Component: 1260-1
Find peak closest to expected RT in window
Internal Standard : Int Std
Use Average Calibration Factor (Area ratio / Amount ratio)
User Values:
Label :

Value 1: 0.000000
Value 2: 0.000000
Value 3: 0.000000
Value 4: 0.000000
Value 5: 0.000000

Calibration Levels:

Level Name	Amount	Area	Height	ISTD Resp.	ISTD Amt.	# Replicates
0.5	50.0000	23184.13	6736.05	0.0294	0.5000	1
1	100.0000	60174.33	16548.47	0.0746	1.0000	1
2	200.0000	114455.17	33135.56	0.1421	2.0000	1
3	400.0000	229403.35	65167.92	0.2935	4.0000	1
4	600.0000	348025.40	102625.07	0.4374	6.0000	1
5	800.0000	447511.88	133470.99	0.5759	8.0000	1
6	1000.0000	581754.45	182224.18	0.7295	10.0000	1
7	1200.0000	683401.36	224644.36	0.8511	12.0000	1

Average Calibration Factor = 0.070807 (%RSD = 7.12)

1260-3

Component Type : Single Peak Component
Retention Time : 12.496 min Search Window: 0.50 s, 0.50 %
Reference Component: 1260-1
Find peak closest to expected RT in window
Internal Standard : Int Std
Use Average Calibration Factor (Area ratio / Amount ratio)
User Values:
Label :
Value 1: 0.000000
Value 2: 0.000000
Value 3: 0.000000
Value 4: 0.000000
Value 5: 0.000000

Calibration Levels:

Level Name	Amount	Area	Height	ISTD Resp.	ISTD Amt.	# Replicates
0.5	50.0000	10252.29	3059.05	0.0130	0.5000	1
1	100.0000	28107.91	8193.09	0.0348	1.0000	1
2	200.0000	57897.36	16411.43	0.0719	2.0000	1
3	400.0000	125181.80	34019.49	0.1601	4.0000	1
4	600.0000	195604.11	55546.50	0.2459	6.0000	1
5	800.0000	255993.84	71851.49	0.3295	8.0000	1
6	1000.0000	335861.78	96559.21	0.4212	10.0000	1
7	1200.0000	406030.17	117897.97	0.5057	12.0000	1

Average Calibration Factor = 0.037897 (%RSD = 14.67)

1260-4

Component Type : Single Peak Component
Retention Time : 12.791 min Search Window: 0.50 s, 0.70 %
Reference Component: 1260-1
Find peak closest to expected RT in window
Internal Standard : Int Std
Use Average Calibration Factor (Area ratio / Amount ratio)
User Values:
Label :
Value 1: 0.000000
Value 2: 0.000000
Value 3: 0.000000
Value 4: 0.000000
Value 5: 0.000000

Calibration Levels:

Level Name	Amount	Area	Height	ISTD Resp.	ISTD Amt.	# Replicates
0.5	50.0000	25064.62	6629.25	0.0317	0.5000	1

1	100.0000	63384.39	16112.09	0.0786	1.0000	1
2	200.0000	122974.85	32424.63	0.1526	2.0000	1
3	400.0000	232194.92	62600.75	0.2970	4.0000	1
4	600.0000	349026.42	98607.88	0.4387	6.0000	1
5	800.0000	469597.89	133468.79	0.6044	8.0000	1
6	1000.0000	582004.55	173306.47	0.7298	10.0000	1
7	1200.0000	715276.85	217445.68	0.8908	12.0000	1

Average Calibration Factor = 0.073559 (%RSD = 6.08)

1260-5

Component Type : Single Peak Component
Retention Time : 12.935 min Search Window: 0.50 s, 0.70 %
Reference Component: 1260-1
Find peak closest to expected RT in window
Internal Standard : Int Std
Use Average Calibration Factor (Area ratio / Amount ratio)
User Values:
Label :
Value 1: 0.000000
Value 2: 0.000000
Value 3: 0.000000
Value 4: 0.000000
Value 5: 0.000000
Calibration Levels:

Level Name	Amount	Area	Height	ISTD Resp.	ISTD Amt.	# Replicates
0.5	50.0000	7376.69	2728.68	0.0093	0.5000	1
1	100.0000	27145.83	8008.44	0.0336	1.0000	1
2	200.0000	54564.72	16548.10	0.0677	2.0000	1
3	400.0000	102771.89	31459.54	0.1315	4.0000	1
4	600.0000	155720.10	51393.12	0.1957	6.0000	1
5	800.0000	224467.56	70563.11	0.2889	8.0000	1
6	1000.0000	257904.86	87866.42	0.3234	10.0000	1
7	1200.0000	330563.56	113278.31	0.4117	12.0000	1

Average Calibration Factor = 0.031804 (%RSD = 17.09)

DCBP SURR

Component Type : Single Peak Component
Retention Time : 16.055 min Search Window: 1.00 s, 1.00 %
Reference Component:
Find peak closest to expected RT in window
Internal Standard : Int Std
Use Average Calibration Factor (Area ratio / Amount ratio)
User Values:
Label :
Value 1: 0.000000
Value 2: 0.000000
Value 3: 0.000000
Value 4: 0.000000
Value 5: 0.000000
Calibration Levels:

Level Name	Amount	Area	Height	ISTD Resp.	ISTD Amt.	# Replicates
0.5	10.0000	122801.30	42460.41	0.1555	0.1000	1
1	20.0000	235077.11	80988.33	0.2914	0.2000	1
2	40.0000	421259.04	146868.00	0.5228	0.4000	1
3	60.0000	621835.00	218883.26	0.7954	0.6000	1
4	80.0000	822854.75	288846.92	1.0342	0.8000	1
5	100.0000	982783.51	352688.23	1.2648	1.0000	1
6	120.0000	1204502.86	422482.43	1.5104	1.2000	1
7	140.0000	1388967.52	492280.25	1.7298	1.4000	1

Average Calibration Factor = 1.337039 (%RSD = 8.31)

Calibration Replicate Lists:

Component: Int Std

Level : 0.5

Area	Height	Vol Adj Amt	ISTD Response	ISTD Amount	Date/Time	File
789896.80	305467.23	100.0000	1.0000	1.0000	11/26/2019 06:14 AM	GEDIT.RS

Level : 1

Area	Height	Vol Adj Amt	ISTD Response	ISTD Amount	Date/Time	File
806742.02	331167.04	100.0000	1.0000	1.0000	11/26/2019 06:14 AM	GEDIT.RS

Level : 2

Area	Height	Vol Adj Amt	ISTD Response	ISTD Amount	Date/Time	File
805722.06	325155.27	100.0000	1.0000	1.0000	11/26/2019 06:14 AM	GEDIT.RS

Level : 3

Area	Height	Vol Adj Amt	ISTD Response	ISTD Amount	Date/Time	File
781741.11	314508.35	100.0000	1.0000	1.0000	11/26/2019 06:14 AM	GEDIT.RS

Level : 4

Area	Height	Vol Adj Amt	ISTD Response	ISTD Amount	Date/Time	File
795610.39	316376.77	100.0000	1.0000	1.0000	11/26/2019 06:14 AM	GEDIT.RS

Level : 5

Area	Height	Vol Adj Amt	ISTD Response	ISTD Amount	Date/Time	File
777006.17	317117.58	100.0000	1.0000	1.0000	11/26/2019 06:14 AM	GEDIT.RS

Level : 6

Area	Height	Vol Adj Amt	ISTD Response	ISTD Amount	Date/Time	File
797458.10	322020.21	100.0000	1.0000	1.0000	11/26/2019 06:14 AM	GEDIT.RS

Level : 7

Area	Height	Vol Adj Amt	ISTD Response	ISTD Amount	Date/Time	File
802982.19	328496.23	100.0000	1.0000	1.0000	11/26/2019 06:14 AM	GEDIT.RS

Component: TCMX SURR

Level : 0.5

Area	Height	Vol Adj Amt	ISTD Response	ISTD Amount	Date/Time	File
162644.69	70862.82	10.0000	0.2059	0.1000	11/26/2019 06:14 AM	GEDIT.RS

Level : 1

Area	Height	Vol Adj Amt	ISTD Response	ISTD Amount	Date/Time	File
301219.74	135046.61	20.0000	0.3734	0.2000	11/26/2019 06:14 AM	GEDIT.RS

Level : 2

Area	Height	Vol Adj Amt	ISTD Response	ISTD Amount	Date/Time	File

538620.40	232239.27	40.0000	0.6685	0.4000	11/26/2019	06:14 AM	GEDIT.RS

Level : 3

Area	Height	Vol Adj Amt	ISTD Response	ISTD Amount	Date/Time		File
782292.16	343826.95	60.0000	1.0007	0.6000	11/26/2019	06:14 AM	GEDIT.RS

Level : 4

Area	Height	Vol Adj Amt	ISTD Response	ISTD Amount	Date/Time		File
1046673.14	448112.95	80.0000	1.3156	0.8000	11/26/2019	06:14 AM	GEDIT.RS

Level : 5

Area	Height	Vol Adj Amt	ISTD Response	ISTD Amount	Date/Time		File
1255681.54	530112.54	100.0000	1.6161	1.0000	11/26/2019	06:14 AM	GEDIT.RS

Level : 6

Area	Height	Vol Adj Amt	ISTD Response	ISTD Amount	Date/Time		File
1520555.14	634299.56	120.0000	1.9068	1.2000	11/26/2019	06:14 AM	GEDIT.RS

Level : 7

Area	Height	Vol Adj Amt	ISTD Response	ISTD Amount	Date/Time		File
1739697.74	737710.54	140.0000	2.1665	1.4000	11/26/2019	06:14 AM	GEDIT.RS

Component: 1016-1

Level : 0.5

Area	Height	Vol Adj Amt	ISTD Response	ISTD Amount	Date/Time		File
17603.64	7568.54	50.0000	0.0223	0.5000	11/26/2019	06:14 AM	GEDIT.RS

Level : 1

Area	Height	Vol Adj Amt	ISTD Response	ISTD Amount	Date/Time		File
34760.63	14995.57	100.0000	0.0431	1.0000	11/26/2019	06:14 AM	GEDIT.RS

Level : 2

Area	Height	Vol Adj Amt	ISTD Response	ISTD Amount	Date/Time		File
65162.38	27289.50	200.0000	0.0809	2.0000	11/26/2019	06:14 AM	GEDIT.RS

Level : 3

Area	Height	Vol Adj Amt	ISTD Response	ISTD Amount	Date/Time		File
123665.92	51080.13	400.0000	0.1582	4.0000	11/26/2019	06:14 AM	GEDIT.RS

Level : 4

Area	Height	Vol Adj Amt	ISTD Response	ISTD Amount	Date/Time		File
180494.41	74268.52	600.0000	0.2269	6.0000	11/26/2019	06:14 AM	GEDIT.RS

Level : 5

Area	Height	Vol Adj Amt	ISTD Response	ISTD Amount	Date/Time		File

231083.92	96387.88	800.0000	0.2974	8.0000	11/26/2019 06:14 AM	GEDIT.RS

Level : 6

Area	Height	Vol Adj Amt	ISTD Response	ISTD Amount	Date/Time	File
292321.29	116131.07	1000.0000	0.3666	10.0000	11/26/2019 06:14 AM	GEDIT.RS

Level : 7

Area	Height	Vol Adj Amt	ISTD Response	ISTD Amount	Date/Time	File
346222.04	141546.49	1200.0000	0.4312	12.0000	11/26/2019 06:14 AM	GEDIT.RS

Component: 1016-2

Level : 0.5

Area	Height	Vol Adj Amt	ISTD Response	ISTD Amount	Date/Time	File
23399.88	6519.61	50.0000	0.0296	0.5000	11/26/2019 06:14 AM	GEDIT.RS

Level : 1

Area	Height	Vol Adj Amt	ISTD Response	ISTD Amount	Date/Time	File
44489.48	12628.96	100.0000	0.0551	1.0000	11/26/2019 06:14 AM	GEDIT.RS

Level : 2

Area	Height	Vol Adj Amt	ISTD Response	ISTD Amount	Date/Time	File
82533.03	22925.35	200.0000	0.1024	2.0000	11/26/2019 06:14 AM	GEDIT.RS

Level : 3

Area	Height	Vol Adj Amt	ISTD Response	ISTD Amount	Date/Time	File
156230.37	43672.88	400.0000	0.1998	4.0000	11/26/2019 06:14 AM	GEDIT.RS

Level : 4

Area	Height	Vol Adj Amt	ISTD Response	ISTD Amount	Date/Time	File
230755.20	62864.25	600.0000	0.2900	6.0000	11/26/2019 06:14 AM	GEDIT.RS

Level : 5

Area	Height	Vol Adj Amt	ISTD Response	ISTD Amount	Date/Time	File
299007.29	82078.44	800.0000	0.3848	8.0000	11/26/2019 06:14 AM	GEDIT.RS

Level : 6

Area	Height	Vol Adj Amt	ISTD Response	ISTD Amount	Date/Time	File
371337.16	103877.75	1000.0000	0.4657	10.0000	11/26/2019 06:14 AM	GEDIT.RS

Level : 7

Area	Height	Vol Adj Amt	ISTD Response	ISTD Amount	Date/Time	File
449376.63	122145.56	1200.0000	0.5596	12.0000	11/26/2019 06:14 AM	GEDIT.RS

Component: 1016-3

Level : 0.5

Area	Height	Vol Adj Amt	ISTD Response	ISTD Amount	Date/Time	File
17393.58	6262.27	50.0000	0.0220	0.5000	11/26/2019 06:14 AM	GEDIT.RS

Level : 1

Area	Height	Vol Adj Amt	ISTD Response	ISTD Amount	Date/Time	File
30415.46	12057.37	100.0000	0.0377	1.0000	11/26/2019 06:14 AM	GEDIT.RS

Level : 2

Area	Height	Vol Adj Amt	ISTD Response	ISTD Amount	Date/Time	File
57699.96	22495.96	200.0000	0.0716	2.0000	11/26/2019 06:14 AM	GEDIT.RS

Level : 3

Area	Height	Vol Adj Amt	ISTD Response	ISTD Amount	Date/Time	File
144481.72	48890.47	400.0000	0.1848	4.0000	11/26/2019 06:14 AM	GEDIT.RS

Level : 4

Area	Height	Vol Adj Amt	ISTD Response	ISTD Amount	Date/Time	File
215344.85	72516.05	600.0000	0.2707	6.0000	11/26/2019 06:14 AM	GEDIT.RS

Level : 5

Area	Height	Vol Adj Amt	ISTD Response	ISTD Amount	Date/Time	File
242435.82	94042.17	800.0000	0.3120	8.0000	11/26/2019 06:14 AM	GEDIT.RS

Level : 6

Area	Height	Vol Adj Amt	ISTD Response	ISTD Amount	Date/Time	File
308953.05	117024.29	1000.0000	0.3874	10.0000	11/26/2019 06:14 AM	GEDIT.RS

Level : 7

Area	Height	Vol Adj Amt	ISTD Response	ISTD Amount	Date/Time	File
380802.27	143614.05	1200.0000	0.4742	12.0000	11/26/2019 06:14 AM	GEDIT.RS

Component: 1016-4

Level : 0.5

Area	Height	Vol Adj Amt	ISTD Response	ISTD Amount	Date/Time	File
17956.21	7140.83	50.0000	0.0227	0.5000	11/26/2019 06:14 AM	GEDIT.RS

Level : 1

Area	Height	Vol Adj Amt	ISTD Response	ISTD Amount	Date/Time	File
29542.44	13028.43	100.0000	0.0366	1.0000	11/26/2019 06:14 AM	GEDIT.RS

Level : 2

Area	Height	Vol Adj Amt	ISTD Response	ISTD Amount	Date/Time	File
51153.30	23605.56	200.0000	0.0635	2.0000	11/26/2019 06:14 AM	GEDIT.RS

Level : 3

Area	Height	Vol Adj Amt	ISTD Response	ISTD Amount	Date/Time	File
96317.77	44339.81	400.0000	0.1232	4.0000	11/26/2019 06:14 AM	GEDIT.RS

Level : 4

Area	Height	Vol Adj Amt	ISTD Response	ISTD Amount	Date/Time	File
163987.68	68878.56	600.0000	0.2061	6.0000	11/26/2019 06:14 AM	GEDIT.RS

Level : 5

Area	Height	Vol Adj Amt	ISTD Response	ISTD Amount	Date/Time	File
211457.10	89665.11	800.0000	0.2721	8.0000	11/26/2019 06:14 AM	GEDIT.RS

Level : 6

Area	Height	Vol Adj Amt	ISTD Response	ISTD Amount	Date/Time	File
264707.62	110346.02	1000.0000	0.3319	10.0000	11/26/2019 06:14 AM	GEDIT.RS

Level : 7

Area	Height	Vol Adj Amt	ISTD Response	ISTD Amount	Date/Time	File
316708.94	132440.64	1200.0000	0.3944	12.0000	11/26/2019 06:14 AM	GEDIT.RS

Component: 1016-5

Level : 0.5

Area	Height	Vol Adj Amt	ISTD Response	ISTD Amount	Date/Time	File
13502.49	6593.26	50.0000	0.0171	0.5000	11/26/2019 06:14 AM	GEDIT.RS

Level : 1

Area	Height	Vol Adj Amt	ISTD Response	ISTD Amount	Date/Time	File
35178.56	14344.66	100.0000	0.0436	1.0000	11/26/2019 06:14 AM	GEDIT.RS

Level : 2

Area	Height	Vol Adj Amt	ISTD Response	ISTD Amount	Date/Time	File
66298.47	26369.66	200.0000	0.0823	2.0000	11/26/2019 06:14 AM	GEDIT.RS

Level : 3

Area	Height	Vol Adj Amt	ISTD Response	ISTD Amount	Date/Time	File
126872.77	51061.80	400.0000	0.1623	4.0000	11/26/2019 06:14 AM	GEDIT.RS

Level : 4

Area	Height	Vol Adj Amt	ISTD Response	ISTD Amount	Date/Time	File
182960.52	74704.70	600.0000	0.2300	6.0000	11/26/2019 06:14 AM	GEDIT.RS

Level : 5

Area	Height	Vol Adj Amt	ISTD Response	ISTD Amount	Date/Time	File
246064.84	99038.75	800.0000	0.3167	8.0000	11/26/2019 06:14 AM	GEDIT.RS

Level : 6

Area	Height	Vol Adj Amt	ISTD Response	ISTD Amount	Date/Time	File
311889.48	123634.39	1000.0000	0.3911	10.0000	11/26/2019 06:14 AM	GEDIT.RS

Level : 7

Area	Height	Vol Adj Amt	ISTD Response	ISTD Amount	Date/Time	File
375876.96	148307.00	1200.0000	0.4681	12.0000	11/26/2019 06:14 AM	GEDIT.RS

Component: 1260-1

Level : 0.5

Area	Height	Vol Adj Amt	ISTD Response	ISTD Amount	Date/Time	File
27924.56	6191.58	50.0000	0.0354	0.5000	11/26/2019 06:14 AM	GEDIT.RS

Level : 1

Area	Height	Vol Adj Amt	ISTD Response	ISTD Amount	Date/Time	File
62007.25	14655.12	100.0000	0.0769	1.0000	11/26/2019 06:14 AM	GEDIT.RS

Level : 2

Area	Height	Vol Adj Amt	ISTD Response	ISTD Amount	Date/Time	File
131354.67	31868.02	200.0000	0.1630	2.0000	11/26/2019 06:14 AM	GEDIT.RS

Level : 3

Area	Height	Vol Adj Amt	ISTD Response	ISTD Amount	Date/Time	File
257228.75	63558.19	400.0000	0.3290	4.0000	11/26/2019 06:14 AM	GEDIT.RS

Level : 4

Area	Height	Vol Adj Amt	ISTD Response	ISTD Amount	Date/Time	File
415394.14	112380.45	600.0000	0.5221	6.0000	11/26/2019 06:14 AM	GEDIT.RS

Level : 5

Area	Height	Vol Adj Amt	ISTD Response	ISTD Amount	Date/Time	File
542307.01	150318.88	800.0000	0.6979	8.0000	11/26/2019 06:14 AM	GEDIT.RS

Level : 6

Area	Height	Vol Adj Amt	ISTD Response	ISTD Amount	Date/Time	File
683043.84	202354.23	1000.0000	0.8565	10.0000	11/26/2019 06:14 AM	GEDIT.RS

Level : 7

Area	Height	Vol Adj Amt	ISTD Response	ISTD Amount	Date/Time	File
754892.46	237551.29	1200.0000	0.9401	12.0000	11/26/2019 06:14 AM	GEDIT.RS

Component: 1260-2

Level : 0.5

Area	Height	Vol Adj Amt	ISTD Response	ISTD Amount	Date/Time	File
23184.13	6736.05	50.0000	0.0294	0.5000	11/26/2019 06:14 AM	GEDIT.RS

Level : 1

Area	Height	Vol Adj Amt	ISTD Response	ISTD Amount	Date/Time	File
60174.33	16548.47	100.0000	0.0746	1.0000	11/26/2019 06:14 AM	GEDIT.RS

Level : 2

Area	Height	Vol Adj Amt	ISTD Response	ISTD Amount	Date/Time	File
114455.17	33135.56	200.0000	0.1421	2.0000	11/26/2019 06:14 AM	GEDIT.RS

Level : 3

Area	Height	Vol Adj Amt	ISTD Response	ISTD Amount	Date/Time	File
229403.35	65167.92	400.0000	0.2935	4.0000	11/26/2019 06:14 AM	GEDIT.RS

Level : 4

Area	Height	Vol Adj Amt	ISTD Response	ISTD Amount	Date/Time	File
348025.40	102625.07	600.0000	0.4374	6.0000	11/26/2019 06:14 AM	GEDIT.RS

Level : 5

Area	Height	Vol Adj Amt	ISTD Response	ISTD Amount	Date/Time	File
447511.88	133470.99	800.0000	0.5759	8.0000	11/26/2019 06:14 AM	GEDIT.RS

Level : 6

Area	Height	Vol Adj Amt	ISTD Response	ISTD Amount	Date/Time	File
581754.45	182224.18	1000.0000	0.7295	10.0000	11/26/2019 06:14 AM	GEDIT.RS

Level : 7

Area	Height	Vol Adj Amt	ISTD Response	ISTD Amount	Date/Time	File
683401.36	224644.36	1200.0000	0.8511	12.0000	11/26/2019 06:14 AM	GEDIT.RS

Component: 1260-3

Level : 0.5

Area	Height	Vol Adj Amt	ISTD Response	ISTD Amount	Date/Time	File
10252.29	3059.05	50.0000	0.0130	0.5000	11/26/2019 06:14 AM	GEDIT.RS

Level : 1

Area	Height	Vol Adj Amt	ISTD Response	ISTD Amount	Date/Time	File
28107.91	8193.09	100.0000	0.0348	1.0000	11/26/2019 06:14 AM	GEDIT.RS

Level : 2

Area	Height	Vol Adj Amt	ISTD Response	ISTD Amount	Date/Time	File
57897.36	16411.43	200.0000	0.0719	2.0000	11/26/2019 06:14 AM	GEDIT.RS

Level : 3

Area	Height	Vol Adj Amt	ISTD Response	ISTD Amount	Date/Time	File
125181.80	34019.49	400.0000	0.1601	4.0000	11/26/2019 06:14 AM	GEDIT.RS

Level : 4

Area	Height	Vol Adj Amt	ISTD Response	ISTD Amount	Date/Time	File
195604.11	55546.50	600.0000	0.2459	6.0000	11/26/2019 06:14 AM	GEDIT.RS

Level : 5

Area	Height	Vol Adj Amt	ISTD Response	ISTD Amount	Date/Time	File
255993.84	71851.49	800.0000	0.3295	8.0000	11/26/2019 06:14 AM	GEDIT.RS

Level : 6

Area	Height	Vol Adj Amt	ISTD Response	ISTD Amount	Date/Time	File
335861.78	96559.21	1000.0000	0.4212	10.0000	11/26/2019 06:14 AM	GEDIT.RS

Level : 7

Area	Height	Vol Adj Amt	ISTD Response	ISTD Amount	Date/Time	File
406030.17	117897.97	1200.0000	0.5057	12.0000	11/26/2019 06:14 AM	GEDIT.RS

Component: 1260-4

Level : 0.5

Area	Height	Vol Adj Amt	ISTD Response	ISTD Amount	Date/Time	File
25064.62	6629.25	50.0000	0.0317	0.5000	11/26/2019 06:14 AM	GEDIT.RS

Level : 1

Area	Height	Vol Adj Amt	ISTD Response	ISTD Amount	Date/Time	File
63384.39	16112.09	100.0000	0.0786	1.0000	11/26/2019 06:14 AM	GEDIT.RS

Level : 2

Area	Height	Vol Adj Amt	ISTD Response	ISTD Amount	Date/Time	File
122974.85	32424.63	200.0000	0.1526	2.0000	11/26/2019 06:14 AM	GEDIT.RS

Level : 3

Area	Height	Vol Adj Amt	ISTD Response	ISTD Amount	Date/Time	File
232194.92	62600.75	400.0000	0.2970	4.0000	11/26/2019 06:14 AM	GEDIT.RS

Level : 4

Area	Height	Vol Adj Amt	ISTD Response	ISTD Amount	Date/Time	File
349026.42	98607.88	600.0000	0.4387	6.0000	11/26/2019 06:14 AM	GEDIT.RS

Level : 5

Area	Height	Vol Adj Amt	ISTD Response	ISTD Amount	Date/Time	File
469597.89	133468.79	800.0000	0.6044	8.0000	11/26/2019 06:14 AM	GEDIT.RS

Level : 6

Area	Height	Vol Adj Amt	ISTD Response	ISTD Amount	Date/Time	File
582004.55	173306.47	1000.0000	0.7298	10.0000	11/26/2019 06:14 AM	GEDIT.RS

Level : 7

Area	Height	Vol Adj Amt	ISTD Response	ISTD Amount	Date/Time	File
715276.85	217445.68	1200.0000	0.8908	12.0000	11/26/2019 06:14 AM	GEDIT.RS

Component: 1260-5

Level : 0.5

Area	Height	Vol Adj Amt	ISTD Response	ISTD Amount	Date/Time	File
7376.69	2728.68	50.0000	0.0093	0.5000	11/26/2019 06:14 AM	GEDIT.RS

Level : 1

Area	Height	Vol Adj Amt	ISTD Response	ISTD Amount	Date/Time	File
27145.83	8008.44	100.0000	0.0336	1.0000	11/26/2019 06:14 AM	GEDIT.RS

Level : 2

Area	Height	Vol Adj Amt	ISTD Response	ISTD Amount	Date/Time	File
54564.72	16548.10	200.0000	0.0677	2.0000	11/26/2019 06:14 AM	GEDIT.RS

Level : 3

Area	Height	Vol Adj Amt	ISTD Response	ISTD Amount	Date/Time	File
102771.89	31459.54	400.0000	0.1315	4.0000	11/26/2019 06:14 AM	GEDIT.RS

Level : 4

Area	Height	Vol Adj Amt	ISTD Response	ISTD Amount	Date/Time	File
155720.10	51393.12	600.0000	0.1957	6.0000	11/26/2019 06:14 AM	GEDIT.RS

Level : 5

Area	Height	Vol Adj Amt	ISTD Response	ISTD Amount	Date/Time	File
224467.56	70563.11	800.0000	0.2889	8.0000	11/26/2019 06:14 AM	GEDIT.RS

Level : 6

Area	Height	Vol Adj Amt	ISTD Response	ISTD Amount	Date/Time	File
257904.86	87866.42	1000.0000	0.3234	10.0000	11/26/2019 06:14 AM	GEDIT.RS

Level : 7

Area	Height	Vol Adj Amt	ISTD Response	ISTD Amount	Date/Time	File
330563.56	113278.31	1200.0000	0.4117	12.0000	11/26/2019 06:14 AM	GEDIT.RS

Component: DCBP SURR

Level : 0.5

Area	Height	Vol Adj Amt	ISTD Response	ISTD Amount	Date/Time	File
122801.30	42460.41	10.0000	0.1555	0.1000	11/26/2019 06:14 AM	GEDIT.RS

Level : 1

Area	Height	Vol Adj Amt	ISTD Response	ISTD Amount	Date/Time	File
235077.11	80988.33	20.0000	0.2914	0.2000	11/26/2019 06:14 AM	GEDIT.RS

Level : 2

Area	Height	Vol Adj Amt	ISTD Response	ISTD Amount	Date/Time	File
421259.04	146868.00	40.0000	0.5228	0.4000	11/26/2019 06:14 AM	GEDIT.RS

Level : 3

Area	Height	Vol Adj Amt	ISTD Response	ISTD Amount	Date/Time	File
621835.00	218883.26	60.0000	0.7954	0.6000	11/26/2019 06:14 AM	GEDIT.RS

Level : 4

Area	Height	Vol Adj Amt	ISTD Response	ISTD Amount	Date/Time	File
822854.75	288846.92	80.0000	1.0342	0.8000	11/26/2019 06:14 AM	GEDIT.RS

Level : 5

Area	Height	Vol Adj Amt	ISTD Response	ISTD Amount	Date/Time	File
982783.51	352688.23	100.0000	1.2648	1.0000	11/26/2019 06:14 AM	GEDIT.RS

Level : 6

Area	Height	Vol Adj Amt	ISTD Response	ISTD Amount	Date/Time	File
1204502.86	422482.43	120.0000	1.5104	1.2000	11/26/2019 06:14 AM	GEDIT.RS

Level : 7

Area	Height	Vol Adj Amt	ISTD Response	ISTD Amount	Date/Time	File
1388967.52	492280.25	140.0000	1.7298	1.4000	11/26/2019 06:14 AM	GEDIT.RS

```
Turbochrom Method File : E:\TC2019\ECD1\11-NOV\PC1125BI.MTH
Created by : AM              on : 11/25/2019  08:23 PM
Edited by  : god             on : 11/26/2019  06:11 AM
Description :

Number of Times Edited : 3
Number of Times Calibrated : 7583
```

Instrument Conditions :

au-ECD1

Instrument Control Method:

Instrument name : AUTO_ECD1

Channel Parameters:

Data will be collected from both channels

Channel A signal source: DetA		Channel B signal source: DetB	
Analog Output	: INT	Analog Output	: INT
Attenuation	: -5	Attenuation	: -5
Offset	: 5.0 mV	Offset	: 5.0 mV

Delay Time : 0.00 min.
Run Time : 18.00 min.
Sampling Rate : 3.1250 pts/s

Autosampler Method:

Injection Volume	: 1.0 µl	Pre-Sequence Washes	: 0
Injection Speed	: NORM	Sample Washes	: 2
Viscosity Delay	: 0	Sample Pumps	: 4
Waste Vial	: 1	Solvent A Washes	: 4

Carriers Parameters:

Carrier A control : Press - PSIG
Initial Setpoint : 0.0 Initial Hold : 0.00 min

Carrier B control : NONE
Initial Setpoint : 0 Initial Hold : 0.00 min

Auxiliary Pneumatic 1 :
Auxiliary Pneumatic 1 setpoint : 0
Auxiliary Pneumatic 2 :
Auxiliary Pneumatic 2 setpoint : 0
Auxiliary Pneumatic 3 :
Auxiliary Pneumatic 3 setpoint : 0
Auxiliary Pneumatic 4 :
Auxiliary Pneumatic 4 setpoint : 0

Valve configuration and settings:

Valve 1 : NONE	Valve 2 : NONE
Valve 3 : NONE	Valve 4 : NONE
Valve 5 : NONE	Valve 6 : NONE

Detector Parameters:

Detector A : ECD	Detector B : ECD
Range : 1	Range : 1

Time Constant : 200	Time Constant : 200
Autozero : OFF	Autozero : OFF
Ref Gas Flow : 30.0 mL/m	Ref Gas Flow : 30.0 mL/m
MkUp Gas Flow : 0.0 mL/m	MkUp Gas Flow : 0.0 mL/m

Heated Zones:

Injector A :
Injector A Setpoint : 250°
Injector B :
Injector B Setpoint : OFF
Detector A : 380°
Detector B : 380°
Auxiliary (NONE) : 0°

Oven Program:

Cryogenics : OFF
Initial Temp : 140° Maximum Temp : 350°
Initial Hold : 1.00 min Equilibration Time : 0.5 min
Ramp 1 : 10.5 °/min to 310°, hold for 0.81 min

Total Run Time : 18.00 min

Timed Events:

There are no timed events in the method

Real Time Plot Parameters :

Channel A -- Pages: 1 Offset: 0.000 mV Scale: 1000.000 mV
Channel B -- Pages: 1 Offset: 0.000 mV Scale: 1000.000 mV

Processing Parameters :

Bunch Factor : 2 points
Noise Threshold : 264 µV
Area Threshold : 1322.00 µV

Peak Separation Criteria
Width Ratio : 0.200
Valley-to-Peak Ratio : 0.010

Exponential Skim Criteria
Peak Height Ratio : 5.000
Adjusted Height Ratio : 4.000
Valley Height Ratio : 3.000

Baseline Timed Events :

Event #1 - -P at 0.122
Event #2 - +P at 3.126
Event #3 - -P at 3.423
Event #4 - +P at 5.064
Event #5 - -P at 5.418
Event #6 - +P at 5.804
Event #7 - -P at 9.928
Event #8 - +P at 11.214
Event #9 - -P at 14.882
Event #10 - +P at 16.389

Event #11 - -P at 16.832

Annotated Replot Parameters :

No replot will be printed

Report Format files :

No report format files given

User Programs :

No user programs will be executed

Global Information :

Default Sample Volume : 1.000 uL
Quantitation Units :
Void Time : 0.000 min
Correct amounts during calibration : NO
Reject outliers during calibration : NO
An Internal Standard calibration will be used
Unknown peaks will be quantitated using a response factor of 1.000000

Component Information :

Int Std

Component Type : Single Peak Component
Retention Time : 3.254 min Search Window: 1.00 s, 1.00 %
Reference Component:
Find peak closest to expected RT in window
Internal Standard :
Use Average Calibration Factor (Area ratio / Amount ratio)
User Values:
Label :
Value 1: 0.000000
Value 2: 0.000000
Value 3: 0.000000
Value 4: 0.000000
Value 5: 0.000000
Calibration Levels:

Level Name	Amount	Area	Height	ISTD Resp.	ISTD Amt.	# Replicates
0.5	100.0000	963983.84	357718.57	1.0000	1.0000	1
1	100.0000	986570.77	382299.05	1.0000	1.0000	1
2	100.0000	980029.45	371882.59	1.0000	1.0000	1
3	100.0000	956803.37	366823.39	1.0000	1.0000	1
4	100.0000	969381.21	366606.32	1.0000	1.0000	1
5	100.0000	942939.69	367861.88	1.0000	1.0000	1
6	100.0000	969797.55	368979.48	1.0000	1.0000	1
7	100.0000	980382.63	378947.00	1.0000	1.0000	1

Average Calibration Factor = 1.000000 (%RSD = 0.00)

TCMX SURR

Component Type : Single Peak Component
Retention Time : 5.183 min Search Window: 3.50 s, 1.00 %
Reference Component:
Find peak closest to expected RT in window
Internal Standard : Int Std
Use Average Calibration Factor (Area ratio / Amount ratio)
User Values:
Label :
Value 1: 0.000000

Value 2: 0.000000
Value 3: 0.000000
Value 4: 0.000000
Value 5: 0.000000

Calibration Levels:

Level Name	Amount	Area	Height	ISTD Resp.	ISTD Amt.	# Replicates
0.5	10.0000	195455.38	81786.94	0.2028	0.1000	1
1	20.0000	364126.88	152040.83	0.3691	0.2000	1
2	40.0000	641964.93	264448.33	0.6550	0.4000	1
3	60.0000	919006.52	379799.76	0.9605	0.6000	1
4	80.0000	1207557.25	498404.37	1.2457	0.8000	1
5	100.0000	1445387.38	588454.75	1.5329	1.0000	1
6	120.0000	1746714.45	698561.64	1.8011	1.2000	1
7	140.0000	2001595.40	809407.26	2.0416	1.4000	1

Average Calibration Factor = 1.645083 (%RSD = 11.81)

1016-1

Component Type : Single Peak Component
Retention Time : 6.367 min Search Window: 1.00 s, 1.00 %
Reference Component:
Find peak closest to expected RT in window
Internal Standard : Int Std
Use Average Calibration Factor (Area ratio / Amount ratio)
User Values:
Label :
Value 1: 0.000000
Value 2: 0.000000
Value 3: 0.000000
Value 4: 0.000000
Value 5: 0.000000

Calibration Levels:

Level Name	Amount	Area	Height	ISTD Resp.	ISTD Amt.	# Replicates
0.5	50.0000	24177.46	8963.09	0.0251	0.5000	1
1	100.0000	45266.47	16854.28	0.0459	1.0000	1
2	200.0000	81934.32	30670.12	0.0836	2.0000	1
3	400.0000	149707.78	56341.43	0.1565	4.0000	1
4	600.0000	217596.58	81159.46	0.2245	6.0000	1
5	800.0000	277191.04	105156.45	0.2940	8.0000	1
6	1000.0000	347625.05	127777.21	0.3585	10.0000	1
7	1200.0000	411870.15	152908.21	0.4201	12.0000	1

Average Calibration Factor = 0.040247 (%RSD = 13.31)

1016-2

Component Type : Single Peak Component
Retention Time : 7.195 min Search Window: 1.00 s, 1.00 %
Reference Component: 1016-1
Find peak closest to expected RT in window
Internal Standard : Int Std
Use Average Calibration Factor (Area ratio / Amount ratio)
User Values:
Label :
Value 1: 0.000000
Value 2: 0.000000
Value 3: 0.000000
Value 4: 0.000000
Value 5: 0.000000

Calibration Levels:

Level Name	Amount	Area	Height	ISTD Resp.	ISTD Amt.	# Replicates
0.5	50.0000	50503.59	15244.21	0.0524	0.5000	1
1	100.0000	92475.19	28211.64	0.0937	1.0000	1

2	200.0000	167521.23	50548.54	0.1709	2.0000	1
3	400.0000	305019.00	90564.39	0.3188	4.0000	1
4	600.0000	434591.13	126753.43	0.4483	6.0000	1
5	800.0000	552855.64	162168.96	0.5863	8.0000	1
6	1000.0000	685636.61	199405.00	0.7070	10.0000	1
7	1200.0000	806504.58	236318.54	0.8226	12.0000	1

Average Calibration Factor = 0.081367 (%RSD = 15.46)

1016-3

Component Type : Single Peak Component
Retention Time : 8.156 min Search Window: 1.00 s, 1.00 %
Reference Component: 1016-1
Find peak closest to expected RT in window
Internal Standard : Int Std
Use Average Calibration Factor (Area ratio / Amount ratio)
User Values:
Label :
Value 1: 0.000000
Value 2: 0.000000
Value 3: 0.000000
Value 4: 0.000000
Value 5: 0.000000
Calibration Levels:

Level Name	Amount	Area	Height	ISTD Resp.	ISTD Amt.	# Replicates
0.5	50.0000	68086.27	19014.42	0.0706	0.5000	1
1	100.0000	133132.34	36909.91	0.1349	1.0000	1
2	200.0000	253268.76	67524.60	0.2584	2.0000	1
3	400.0000	524151.09	131919.25	0.5478	4.0000	1
4	600.0000	776249.15	192468.63	0.8008	6.0000	1
5	800.0000	985630.55	257931.32	1.0453	8.0000	1
6	1000.0000	1243589.35	318631.17	1.2823	10.0000	1
7	1200.0000	1511297.72	386743.32	1.5415	12.0000	1

Average Calibration Factor = 0.132898 (%RSD = 3.49)

1016-4

Component Type : Single Peak Component
Retention Time : 8.626 min Search Window: 1.00 s, 1.00 %
Reference Component: 1016-1
Find peak closest to expected RT in window
Internal Standard : Int Std
Use Average Calibration Factor (Area ratio / Amount ratio)
User Values:
Label :
Value 1: 0.000000
Value 2: 0.000000
Value 3: 0.000000
Value 4: 0.000000
Value 5: 0.000000
Calibration Levels:

Level Name	Amount	Area	Height	ISTD Resp.	ISTD Amt.	# Replicates
0.5	50.0000	11812.04	4868.81	0.0123	0.5000	1
1	100.0000	24213.04	10131.41	0.0245	1.0000	1
2	200.0000	47101.79	19273.11	0.0481	2.0000	1
3	400.0000	115427.96	42611.70	0.1206	4.0000	1
4	600.0000	172673.67	63604.35	0.1781	6.0000	1
5	800.0000	198272.81	80871.48	0.2103	8.0000	1
6	1000.0000	252190.07	100494.44	0.2600	10.0000	1
7	1200.0000	368388.79	135153.92	0.3758	12.0000	1

Average Calibration Factor = 0.027066 (%RSD = 10.67)

1016-5

Component Type : Single Peak Component
Retention Time : 9.291 min Search Window: 1.00 s, 1.00 %
Reference Component: 1016-1
Find peak closest to expected RT in window
Internal Standard : Int Std
Use Average Calibration Factor (Area ratio / Amount ratio)
User Values:
Label :
Value 1: 0.000000
Value 2: 0.000000
Value 3: 0.000000
Value 4: 0.000000
Value 5: 0.000000
Calibration Levels:

Level Name	Amount	Area	Height	ISTD Resp.	ISTD Amt.	# Replicates
0.5	50.0000	22960.28	9100.50	0.0238	0.5000	1
1	100.0000	44987.29	17662.05	0.0456	1.0000	1
2	200.0000	81524.59	31868.99	0.0832	2.0000	1
3	400.0000	159677.19	62129.86	0.1669	4.0000	1
4	600.0000	235616.13	92137.51	0.2431	6.0000	1
5	800.0000	305249.53	120409.77	0.3237	8.0000	1
6	1000.0000	386235.33	150543.95	0.3983	10.0000	1
7	1200.0000	463409.84	179066.05	0.4727	12.0000	1

Average Calibration Factor = 0.042093 (%RSD = 7.01)

1260-1
Component Type : Single Peak Component
Retention Time : 11.639 min Search Window: 0.50 s, 0.50 %
Reference Component:
Find peak closest to expected RT in window
Internal Standard : Int Std
Use Average Calibration Factor (Area ratio / Amount ratio)
User Values:
Label :
Value 1: 0.000000
Value 2: 0.000000
Value 3: 0.000000
Value 4: 0.000000
Value 5: 0.000000
Calibration Levels:

Level Name	Amount	Area	Height	ISTD Resp.	ISTD Amt.	# Replicates
0.5	50.0000	39112.74	9464.71	0.0406	0.5000	1
1	100.0000	85532.42	21475.39	0.0867	1.0000	1
2	200.0000	158697.38	41966.83	0.1619	2.0000	1
3	400.0000	297904.36	82303.79	0.3114	4.0000	1
4	600.0000	437370.46	128594.98	0.4512	6.0000	1
5	800.0000	557744.49	174591.97	0.5915	8.0000	1
6	1000.0000	797924.81	228829.62	0.8228	10.0000	1
7	1200.0000	947491.46	278110.38	0.9665	12.0000	1

Average Calibration Factor = 0.079825 (%RSD = 5.12)

1260-2
Component Type : Single Peak Component
Retention Time : 12.016 min Search Window: 0.50 s, 0.50 %
Reference Component: 1260-1
Find peak closest to expected RT in window
Internal Standard : Int Std
Use Average Calibration Factor (Area ratio / Amount ratio)
User Values:
Label :

Value 1: 0.000000
Value 2: 0.000000
Value 3: 0.000000
Value 4: 0.000000
Value 5: 0.000000

Calibration Levels:

Level Name	Amount	Area	Height	ISTD Resp.	ISTD Amt.	# Replicates
0.5	50.0000	53552.61	8488.93	0.0556	0.5000	1
1	100.0000	96613.97	18760.83	0.0979	1.0000	1
2	200.0000	181712.68	39102.82	0.1854	2.0000	1
3	400.0000	348239.39	73246.85	0.3640	4.0000	1
4	600.0000	514863.33	118230.34	0.5311	6.0000	1
5	800.0000	663181.15	157505.11	0.7033	8.0000	1
6	1000.0000	936327.94	212829.21	0.9655	10.0000	1
7	1200.0000	1108685.16	267169.44	1.1309	12.0000	1

Average Calibration Factor = 0.094995 (%RSD = 7.80)

1260-3

Component Type : Single Peak Component
Retention Time : 12.809 min Search Window: 0.50 s, 0.50 %
Reference Component: 1260-1
Find peak closest to expected RT in window
Internal Standard : Int Std
Use Average Calibration Factor (Area ratio / Amount ratio)
User Values:
Label :
Value 1: 0.000000
Value 2: 0.000000
Value 3: 0.000000
Value 4: 0.000000
Value 5: 0.000000

Calibration Levels:

Level Name	Amount	Area	Height	ISTD Resp.	ISTD Amt.	# Replicates
0.5	50.0000	54286.49	12721.52	0.0563	0.5000	1
1	100.0000	98837.59	24225.86	0.1002	1.0000	1
2	200.0000	172784.26	45919.09	0.1763	2.0000	1
3	400.0000	321807.93	87657.86	0.3363	4.0000	1
4	600.0000	472169.46	130904.39	0.4871	6.0000	1
5	800.0000	589682.23	169943.95	0.6254	8.0000	1
6	1000.0000	767531.42	222043.28	0.7914	10.0000	1
7	1200.0000	883821.92	266949.84	0.9015	12.0000	1

Average Calibration Factor = 0.087334 (%RSD = 14.70)

1260-4

Component Type : Single Peak Component
Retention Time : 13.373 min Search Window: 0.50 s, 0.70 %
Reference Component: 1260-1
Find peak closest to expected RT in window
Internal Standard : Int Std
Use Average Calibration Factor (Area ratio / Amount ratio)
User Values:
Label :
Value 1: 0.000000
Value 2: 0.000000
Value 3: 0.000000
Value 4: 0.000000
Value 5: 0.000000

Calibration Levels:

Level Name	Amount	Area	Height	ISTD Resp.	ISTD Amt.	# Replicates
0.5	50.0000	41742.23	9530.69	0.0433	0.5000	1

1	100.0000	78666.55	19964.65	0.0797	1.0000	1
2	200.0000	154311.04	40037.82	0.1575	2.0000	1
3	400.0000	286662.94	75054.73	0.2996	4.0000	1
4	600.0000	424986.16	115532.26	0.4384	6.0000	1
5	800.0000	545493.80	152431.70	0.5785	8.0000	1
6	1000.0000	697643.91	198012.76	0.7194	10.0000	1
7	1200.0000	838118.94	246320.96	0.8549	12.0000	1

Average Calibration Factor = 0.076066 (%RSD = 6.96)

1260-5

Component Type : Single Peak Component
Retention Time : 13.558 min Search Window: 0.50 s, 0.70 %
Reference Component: 1260-1
Find peak closest to expected RT in window
Internal Standard : Int Std
Use Average Calibration Factor (Area ratio / Amount ratio)
User Values:
Label :
Value 1: 0.000000
Value 2: 0.000000
Value 3: 0.000000
Value 4: 0.000000
Value 5: 0.000000
Calibration Levels:

Level Name	Amount	Area	Height	ISTD Resp.	ISTD Amt.	# Replicates
0.5	50.0000	20374.07	5345.13	0.0211	0.5000	1
1	100.0000	36882.88	10846.72	0.0374	1.0000	1
2	200.0000	75302.84	22209.63	0.0768	2.0000	1
3	400.0000	148925.47	42196.51	0.1556	4.0000	1
4	600.0000	219288.12	65557.59	0.2262	6.0000	1
5	800.0000	280851.08	85518.79	0.2978	8.0000	1
6	1000.0000	360734.87	113439.21	0.3720	10.0000	1
7	1200.0000	433236.87	137695.62	0.4419	12.0000	1

Average Calibration Factor = 0.038243 (%RSD = 4.62)

DCBP SURR

Component Type : Single Peak Component
Retention Time : 16.586 min Search Window: 1.00 s, 1.00 %
Reference Component:
Find peak closest to expected RT in window
Internal Standard : Int Std
Use Average Calibration Factor (Area ratio / Amount ratio)
User Values:
Label :
Value 1: 0.000000
Value 2: 0.000000
Value 3: 0.000000
Value 4: 0.000000
Value 5: 0.000000
Calibration Levels:

Level Name	Amount	Area	Height	ISTD Resp.	ISTD Amt.	# Replicates
0.5	10.0000	133698.27	45393.82	0.1387	0.1000	1
1	20.0000	266432.54	89752.32	0.2701	0.2000	1
2	40.0000	468475.84	161061.50	0.4780	0.4000	1
3	60.0000	691328.89	234179.84	0.7225	0.6000	1
4	80.0000	913858.35	313459.22	0.9427	0.8000	1
5	100.0000	1102899.64	375552.54	1.1696	1.0000	1
6	120.0000	1351785.81	459290.47	1.3939	1.2000	1
7	140.0000	1545500.26	537278.98	1.5764	1.4000	1

Average Calibration Factor = 1.221519 (%RSD = 7.72)

Calibration Replicate Lists:

Component: Int Std

Level : 0.5

Area	Height	Vol Adj Amt	ISTD Response	ISTD Amount	Date/Time	File
963983.84	357718.57	100.0000	1.0000	1.0000	11/26/2019 06:11 AM	GEDIT.RS

Level : 1

Area	Height	Vol Adj Amt	ISTD Response	ISTD Amount	Date/Time	File
986570.77	382299.05	100.0000	1.0000	1.0000	11/26/2019 06:11 AM	GEDIT.RS

Level : 2

Area	Height	Vol Adj Amt	ISTD Response	ISTD Amount	Date/Time	File
980029.45	371882.59	100.0000	1.0000	1.0000	11/26/2019 06:11 AM	GEDIT.RS

Level : 3

Area	Height	Vol Adj Amt	ISTD Response	ISTD Amount	Date/Time	File
956803.37	366823.39	100.0000	1.0000	1.0000	11/26/2019 06:11 AM	GEDIT.RS

Level : 4

Area	Height	Vol Adj Amt	ISTD Response	ISTD Amount	Date/Time	File
969381.21	366606.32	100.0000	1.0000	1.0000	11/26/2019 06:11 AM	GEDIT.RS

Level : 5

Area	Height	Vol Adj Amt	ISTD Response	ISTD Amount	Date/Time	File
942939.69	367861.88	100.0000	1.0000	1.0000	11/26/2019 06:11 AM	GEDIT.RS

Level : 6

Area	Height	Vol Adj Amt	ISTD Response	ISTD Amount	Date/Time	File
969797.55	368979.48	100.0000	1.0000	1.0000	11/26/2019 06:11 AM	GEDIT.RS

Level : 7

Area	Height	Vol Adj Amt	ISTD Response	ISTD Amount	Date/Time	File
980382.63	378947.00	100.0000	1.0000	1.0000	11/26/2019 06:10 AM	GEDIT.RS

Component: TCMX SURR

Level : 0.5

Area	Height	Vol Adj Amt	ISTD Response	ISTD Amount	Date/Time	File
195455.38	81786.94	10.0000	0.2028	0.1000	11/26/2019 06:11 AM	GEDIT.RS

Level : 1

Area	Height	Vol Adj Amt	ISTD Response	ISTD Amount	Date/Time	File
364126.88	152040.83	20.0000	0.3691	0.2000	11/26/2019 06:11 AM	GEDIT.RS

Level : 2

Area	Height	Vol Adj Amt	ISTD Response	ISTD Amount	Date/Time	File

641964.93	264448.33	40.0000	0.6550	0.4000	11/26/2019	06:11 AM	GEDIT.RS

Level : 3

Area	Height	Vol Adj Amt	ISTD Response	ISTD Amount	Date/Time		File
919006.52	379799.76	60.0000	0.9605	0.6000	11/26/2019	06:11 AM	GEDIT.RS

Level : 4

Area	Height	Vol Adj Amt	ISTD Response	ISTD Amount	Date/Time		File
1207557.25	498404.37	80.0000	1.2457	0.8000	11/26/2019	06:11 AM	GEDIT.RS

Level : 5

Area	Height	Vol Adj Amt	ISTD Response	ISTD Amount	Date/Time		File
1445387.38	588454.75	100.0000	1.5329	1.0000	11/26/2019	06:11 AM	GEDIT.RS

Level : 6

Area	Height	Vol Adj Amt	ISTD Response	ISTD Amount	Date/Time		File
1746714.45	698561.64	120.0000	1.8011	1.2000	11/26/2019	06:11 AM	GEDIT.RS

Level : 7

Area	Height	Vol Adj Amt	ISTD Response	ISTD Amount	Date/Time		File
2001595.40	809407.26	140.0000	2.0416	1.4000	11/26/2019	06:10 AM	GEDIT.RS

Component: 1016-1

Level : 0.5

Area	Height	Vol Adj Amt	ISTD Response	ISTD Amount	Date/Time		File
24177.46	8963.09	50.0000	0.0251	0.5000	11/26/2019	06:11 AM	GEDIT.RS

Level : 1

Area	Height	Vol Adj Amt	ISTD Response	ISTD Amount	Date/Time		File
45266.47	16854.28	100.0000	0.0459	1.0000	11/26/2019	06:11 AM	GEDIT.RS

Level : 2

Area	Height	Vol Adj Amt	ISTD Response	ISTD Amount	Date/Time		File
81934.32	30670.12	200.0000	0.0836	2.0000	11/26/2019	06:11 AM	GEDIT.RS

Level : 3

Area	Height	Vol Adj Amt	ISTD Response	ISTD Amount	Date/Time		File
149707.78	56341.43	400.0000	0.1565	4.0000	11/26/2019	06:11 AM	GEDIT.RS

Level : 4

Area	Height	Vol Adj Amt	ISTD Response	ISTD Amount	Date/Time		File
217596.58	81159.46	600.0000	0.2245	6.0000	11/26/2019	06:11 AM	GEDIT.RS

Level : 5

Area	Height	Vol Adj Amt	ISTD Response	ISTD Amount	Date/Time		File

277191.04	105156.45	800.0000	0.2940	8.0000	11/26/2019 06:11 AM	GEDIT.RS

Level : 6

Area	Height	Vol Adj Amt	ISTD Response	ISTD Amount	Date/Time	File
347625.05	127777.21	1000.0000	0.3585	10.0000	11/26/2019 06:11 AM	GEDIT.RS

Level : 7

Area	Height	Vol Adj Amt	ISTD Response	ISTD Amount	Date/Time	File
411870.15	152908.21	1200.0000	0.4201	12.0000	11/26/2019 06:10 AM	GEDIT.RS

Component: 1016-2

Level : 0.5

Area	Height	Vol Adj Amt	ISTD Response	ISTD Amount	Date/Time	File
50503.59	15244.21	50.0000	0.0524	0.5000	11/26/2019 06:11 AM	GEDIT.RS

Level : 1

Area	Height	Vol Adj Amt	ISTD Response	ISTD Amount	Date/Time	File
92473.19	28211.64	100.0000	0.0937	1.0000	11/26/2019 06:11 AM	GEDIT.RS

Level : 2

Area	Height	Vol Adj Amt	ISTD Response	ISTD Amount	Date/Time	File
167521.23	50548.54	200.0000	0.1709	2.0000	11/26/2019 06:11 AM	GEDIT.RS

Level : 3

Area	Height	Vol Adj Amt	ISTD Response	ISTD Amount	Date/Time	File
305019.00	90564.39	400.0000	0.3188	4.0000	11/26/2019 06:11 AM	GEDIT.RS

Level : 4

Area	Height	Vol Adj Amt	ISTD Response	ISTD Amount	Date/Time	File
434591.13	126753.43	600.0000	0.4483	6.0000	11/26/2019 06:11 AM	GEDIT.RS

Level : 5

Area	Height	Vol Adj Amt	ISTD Response	ISTD Amount	Date/Time	File
552855.64	162168.96	800.0000	0.5863	8.0000	11/26/2019 06:11 AM	GEDIT.RS

Level : 6

Area	Height	Vol Adj Amt	ISTD Response	ISTD Amount	Date/Time	File
685636.61	199405.00	1000.0000	0.7070	10.0000	11/26/2019 06:11 AM	GEDIT.RS

Level : 7

Area	Height	Vol Adj Amt	ISTD Response	ISTD Amount	Date/Time	File
806504.58	236318.54	1200.0000	0.8226	12.0000	11/26/2019 06:10 AM	GEDIT.RS

Component: 1016-3

Level : 0.5

Area	Height	Vol Adj Amt	ISTD Response	ISTD Amount	Date/Time	File
68086.27	19014.42	50.0000	0.0706	0.5000	11/26/2019 06:11 AM	GEDIT.RS

Level : 1

Area	Height	Vol Adj Amt	ISTD Response	ISTD Amount	Date/Time	File
133132.34	36909.91	100.0000	0.1349	1.0000	11/26/2019 06:11 AM	GEDIT.RS

Level : 2

Area	Height	Vol Adj Amt	ISTD Response	ISTD Amount	Date/Time	File
253268.76	67524.60	200.0000	0.2584	2.0000	11/26/2019 06:11 AM	GEDIT.RS

Level : 3

Area	Height	Vol Adj Amt	ISTD Response	ISTD Amount	Date/Time	File
524151.09	131919.25	400.0000	0.5478	4.0000	11/26/2019 06:11 AM	GEDIT.RS

Level : 4

Area	Height	Vol Adj Amt	ISTD Response	ISTD Amount	Date/Time	File
776249.15	192468.63	600.0000	0.8008	6.0000	11/26/2019 06:11 AM	GEDIT.RS

Level : 5

Area	Height	Vol Adj Amt	ISTD Response	ISTD Amount	Date/Time	File
985630.55	257931.32	800.0000	1.0453	8.0000	11/26/2019 06:11 AM	GEDIT.RS

Level : 6

Area	Height	Vol Adj Amt	ISTD Response	ISTD Amount	Date/Time	File
1243589.35	318631.17	1000.0000	1.2823	10.0000	11/26/2019 06:11 AM	GEDIT.RS

Level : 7

Area	Height	Vol Adj Amt	ISTD Response	ISTD Amount	Date/Time	File
1511297.72	386743.32	1200.0000	1.5415	12.0000	11/26/2019 06:10 AM	GEDIT.RS

Component: 1016-4

Level : 0.5

Area	Height	Vol Adj Amt	ISTD Response	ISTD Amount	Date/Time	File
11812.04	4868.81	50.0000	0.0123	0.5000	11/26/2019 06:11 AM	GEDIT.RS

Level : 1

Area	Height	Vol Adj Amt	ISTD Response	ISTD Amount	Date/Time	File
24213.04	10131.41	100.0000	0.0245	1.0000	11/26/2019 06:11 AM	GEDIT.RS

Level : 2

Area	Height	Vol Adj Amt	ISTD Response	ISTD Amount	Date/Time	File
47101.70	19273.11	200.0000	0.0481	2.0000	11/26/2019 06:11 AM	GEDIT.RS

Level : 3

Area	Height	Vol Adj Amt	ISTD Response	ISTD Amount	Date/Time	File
115427.96	42611.70	400.0000	0.1206	4.0000	11/26/2019 06:11 AM	GEDIT.RS

Level : 4

Area	Height	Vol Adj Amt	ISTD Response	ISTD Amount	Date/Time	File
172673.67	63604.35	600.0000	0.1781	6.0000	11/26/2019 06:11 AM	GEDIT.RS

Level : 5

Area	Height	Vol Adj Amt	ISTD Response	ISTD Amount	Date/Time	File
198272.81	80871.48	800.0000	0.2103	8.0000	11/26/2019 06:11 AM	GEDIT.RS

Level : 6

Area	Height	Vol Adj Amt	ISTD Response	ISTD Amount	Date/Time	File
252190.07	100494.44	1000.0000	0.2600	10.0000	11/26/2019 06:11 AM	GEDIT.RS

Level : 7

Area	Height	Vol Adj Amt	ISTD Response	ISTD Amount	Date/Time	File
368388.79	135153.92	1200.0000	0.3758	12.0000	11/26/2019 06:10 AM	GEDIT.RS

Component: 1016-5

Level : 0.5

Area	Height	Vol Adj Amt	ISTD Response	ISTD Amount	Date/Time	File
22960.28	9100.50	50.0000	0.0238	0.5000	11/26/2019 06:11 AM	GEDIT.RS

Level : 1

Area	Height	Vol Adj Amt	ISTD Response	ISTD Amount	Date/Time	File
44987.29	17662.05	100.0000	0.0456	1.0000	11/26/2019 06:11 AM	GEDIT.RS

Level : 2

Area	Height	Vol Adj Amt	ISTD Response	ISTD Amount	Date/Time	File
81524.59	31868.99	200.0000	0.0832	2.0000	11/26/2019 06:11 AM	GEDIT.RS

Level : 3

Area	Height	Vol Adj Amt	ISTD Response	ISTD Amount	Date/Time	File
159677.19	62129.86	400.0000	0.1669	4.0000	11/26/2019 06:11 AM	GEDIT.RS

Level : 4

Area	Height	Vol Adj Amt	ISTD Response	ISTD Amount	Date/Time	File
235616.13	92137.51	600.0000	0.2431	6.0000	11/26/2019 06:11 AM	GEDIT.RS

Level : 5

Area	Height	Vol Adj Amt	ISTD Response	ISTD Amount	Date/Time	File
305249.52	120409.77	800.0000	0.3237	8.0000	11/26/2019 06:11 AM	GEDIT.RS

Level : 6

Area	Height	Vol Adj Amt	ISTD Response	ISTD Amount	Date/Time	File
386235.33	150543.95	1000.0000	0.3983	10.0000	11/26/2019 06:11 AM	GEDIT.RS

Level : 7

Area	Height	Vol Adj Amt	ISTD Response	ISTD Amount	Date/Time	File
463409.84	179066.05	1200.0000	0.4727	12.0000	11/26/2019 06:10 AM	GEDIT.RS

Component: 1260-1

Level : 0.5

Area	Height	Vol Adj Amt	ISTD Response	ISTD Amount	Date/Time	File
39112.74	9464.71	50.0000	0.0406	0.5000	11/26/2019 06:11 AM	GEDIT.RS

Level : 1

Area	Height	Vol Adj Amt	ISTD Response	ISTD Amount	Date/Time	File
85532.42	21475.39	100.0000	0.0867	1.0000	11/26/2019 06:11 AM	GEDIT.RS

Level : 2

Area	Height	Vol Adj Amt	ISTD Response	ISTD Amount	Date/Time	File
158697.38	41966.83	200.0000	0.1619	2.0000	11/26/2019 06:11 AM	GEDIT.RS

Level : 3

Area	Height	Vol Adj Amt	ISTD Response	ISTD Amount	Date/Time	File
297904.36	82303.79	400.0000	0.3114	4.0000	11/26/2019 06:11 AM	GEDIT.RS

Level : 4

Area	Height	Vol Adj Amt	ISTD Response	ISTD Amount	Date/Time	File
437370.46	128594.98	600.0000	0.4512	6.0000	11/26/2019 06:11 AM	GEDIT.RS

Level : 5

Area	Height	Vol Adj Amt	ISTD Response	ISTD Amount	Date/Time	File
557744.49	174591.97	800.0000	0.5915	8.0000	11/26/2019 06:11 AM	GEDIT.RS

Level : 6

Area	Height	Vol Adj Amt	ISTD Response	ISTD Amount	Date/Time	File
797924.81	228829.62	1000.0000	0.8228	10.0000	11/26/2019 06:11 AM	GEDIT.RS

Level : 7

Area	Height	Vol Adj Amt	ISTD Response	ISTD Amount	Date/Time	File
947491.46	278110.38	1200.0000	0.9665	12.0000	11/26/2019 06:10 AM	GEDIT.RS

Component: 1260-2

Level : 0.5

Area	Height	Vol Adj Amt	ISTD Response	ISTD Amount	Date/Time	File
53552.61	8488.93	50.0000	0.0556	0.5000	11/26/2019 06:11 AM	GEDIT.RS

Level : 1

Area	Height	Vol Adj Amt	ISTD Response	ISTD Amount	Date/Time	File
96613.97	18760.83	100.0000	0.0979	1.0000	11/26/2019 06:11 AM	GEDIT.RS

Level : 2

Area	Height	Vol Adj Amt	ISTD Response	ISTD Amount	Date/Time	File
181712.68	39102.82	200.0000	0.1854	2.0000	11/26/2019 06:11 AM	GEDIT.RS

Level : 3

Area	Height	Vol Adj Amt	ISTD Response	ISTD Amount	Date/Time	File
348239.39	73246.85	400.0000	0.3640	4.0000	11/26/2019 06:11 AM	GEDIT.RS

Level : 4

Area	Height	Vol Adj Amt	ISTD Response	ISTD Amount	Date/Time	File
514863.33	118230.34	600.0000	0.5311	6.0000	11/26/2019 06:11 AM	GEDIT.RS

Level : 5

Area	Height	Vol Adj Amt	ISTD Response	ISTD Amount	Date/Time	File
663181.15	157505.11	800.0000	0.7033	8.0000	11/26/2019 06:11 AM	GEDIT.RS

Level : 6

Area	Height	Vol Adj Amt	ISTD Response	ISTD Amount	Date/Time	File
936327.94	212829.21	1000.0000	0.9655	10.0000	11/26/2019 06:11 AM	GEDIT.RS

Level : 7

Area	Height	Vol Adj Amt	ISTD Response	ISTD Amount	Date/Time	File
1108685.16	267169.44	1200.0000	1.1309	12.0000	11/26/2019 06:10 AM	GEDIT.RS

Component: 1260-3

Level : 0.5

Area	Height	Vol Adj Amt	ISTD Response	ISTD Amount	Date/Time	File
54286.49	12721.52	50.0000	0.0563	0.5000	11/26/2019 06:11 AM	GEDIT.RS

Level : 1

Area	Height	Vol Adj Amt	ISTD Response	ISTD Amount	Date/Time	File
98837.59	24225.86	100.0000	0.1002	1.0000	11/26/2019 06:11 AM	GEDIT.RS

Level : 2

Area	Height	Vol Adj Amt	ISTD Response	ISTD Amount	Date/Time	File
172784.26	45919.09	200.0000	0.1763	2.0000	11/26/2019 06:11 AM	GEDIT.RS

Level : 3

Area	Height	Vol Adj Amt	ISTD Response	ISTD Amount	Date/Time	File
321807.93	87657.86	400.0000	0.3363	4.0000	11/26/2019 06:11 AM	GEDIT.RS

Level : 4

Area	Height	Vol Adj Amt	ISTD Response	ISTD Amount	Date/Time	File
472169.46	130904.39	600.0000	0.4871	6.0000	11/26/2019 06:11 AM	GEDIT.RS

Level : 5

Area	Height	Vol Adj Amt	ISTD Response	ISTD Amount	Date/Time	File
589682.23	169943.95	800.0000	0.6254	8.0000	11/26/2019 06:11 AM	GEDIT.RS

Level : 6

Area	Height	Vol Adj Amt	ISTD Response	ISTD Amount	Date/Time	File
767531.42	222043.28	1000.0000	0.7914	10.0000	11/26/2019 06:11 AM	GEDIT.RS

Level : 7

Area	Height	Vol Adj Amt	ISTD Response	ISTD Amount	Date/Time	File
883821.92	266949.84	1200.0000	0.9015	12.0000	11/26/2019 06:10 AM	GEDIT.RS

Component: 1260-4

Level : 0.5

Area	Height	Vol Adj Amt	ISTD Response	ISTD Amount	Date/Time	File
41742.23	9530.69	50.0000	0.0433	0.5000	11/26/2019 06:11 AM	GEDIT.RS

Level : 1

Area	Height	Vol Adj Amt	ISTD Response	ISTD Amount	Date/Time	File
78666.55	19964.65	100.0000	0.0797	1.0000	11/26/2019 06:11 AM	GEDIT.RS

Level : 2

Area	Height	Vol Adj Amt	ISTD Response	ISTD Amount	Date/Time	File
154311.04	40037.82	200.0000	0.1575	2.0000	11/26/2019 06:11 AM	GEDIT.RS

Level : 3

Area	Height	Vol Adj Amt	ISTD Response	ISTD Amount	Date/Time	File
286662.94	75054.73	400.0000	0.2996	4.0000	11/26/2019 06:11 AM	GEDIT.RS

Level : 4

Area	Height	Vol Adj Amt	ISTD Response	ISTD Amount	Date/Time	File
424986.16	115532.26	600.0000	0.4384	6.0000	11/26/2019 06:11 AM	GEDIT.RS

Level : 5

Area	Height	Vol Adj Amt	ISTD Response	ISTD Amount	Date/Time	File
545493.80	152431.70	800.0000	0.5785	8.0000	11/26/2019 06:11 AM	GEDIT.RS

Level : 6

Area	Height	Vol Adj Amt	ISTD Response	ISTD Amount	Date/Time	File
697643.91	198012.76	1000.0000	0.7194	10.0000	11/26/2019 06:11 AM	GEDIT.RS

Level : 7

Area	Height	Vol Adj Amt	ISTD Response	ISTD Amount	Date/Time	File
838118.94	246320.96	1200.0000	0.8549	12.0000	11/26/2019 06:10 AM	GEDIT.RS

Component: 1260-5

Level : 0.5

Area	Height	Vol Adj Amt	ISTD Response	ISTD Amount	Date/Time	File
20374.07	5345.13	50.0000	0.0211	0.5000	11/26/2019 06:11 AM	GEDIT.RS

Level : 1

Area	Height	Vol Adj Amt	ISTD Response	ISTD Amount	Date/Time	File
36882.88	10846.72	100.0000	0.0374	1.0000	11/26/2019 06:11 AM	GEDIT.RS

Level : 2

Area	Height	Vol Adj Amt	ISTD Response	ISTD Amount	Date/Time	File
75302.84	22209.63	200.0000	0.0768	2.0000	11/26/2019 06:11 AM	GEDIT.RS

Level : 3

Area	Height	Vol Adj Amt	ISTD Response	ISTD Amount	Date/Time	File
148925.47	42196.51	400.0000	0.1556	4.0000	11/26/2019 06:11 AM	GEDIT.RS

Level : 4

Area	Height	Vol Adj Amt	ISTD Response	ISTD Amount	Date/Time	File
219288.12	65557.59	600.0000	0.2262	6.0000	11/26/2019 06:11 AM	GEDIT.RS

Level : 5

Area	Height	Vol Adj Amt	ISTD Response	ISTD Amount	Date/Time	File
280851.08	85518.79	800.0000	0.2978	8.0000	11/26/2019 06:11 AM	GEDIT.RS

Level : 6

Area	Height	Vol Adj Amt	ISTD Response	ISTD Amount	Date/Time	File
360734.87	113439.21	1000.0000	0.3720	10.0000	11/26/2019 06:11 AM	GEDIT.RS

Level : 7

Area	Height	Vol Adj Amt	ISTD Response	ISTD Amount	Date/Time	File
433236.87	137695.62	1200.0000	0.4419	12.0000	11/26/2019 06:10 AM	GEDIT.RS

Component: DCBP SURR

Level : 0.5

Area	Height	Vol Adj Amt	ISTD Response	ISTD Amount	Date/Time	File
133698.27	45393.82	10.0000	0.1387	0.1000	11/26/2019 06:11 AM	GEDIT.RS

Level : 1

Area	Height	Vol Adj Amt	ISTD Response	ISTD Amount	Date/Time	File
266432.54	89752.32	20.0000	0.2701	0.2000	11/26/2019 06:11 AM	GEDIT.RS

Level : 2

Area	Height	Vol Adj Amt	ISTD Response	ISTD Amount	Date/Time	File
468475.84	161061.50	40.0000	0.4780	0.4000	11/26/2019 06:11 AM	GEDIT.RS

Level : 3

Area	Height	Vol Adj Amt	ISTD Response	ISTD Amount	Date/Time	File
691328.89	234179.84	60.0000	0.7225	0.6000	11/26/2019 06:11 AM	GEDIT.RS

Level : 4

Area	Height	Vol Adj Amt	ISTD Response	ISTD Amount	Date/Time	File
913858.35	313459.22	80.0000	0.9427	0.8000	11/26/2019 06:11 AM	GEDIT.RS

Level : 5

Area	Height	Vol Adj Amt	ISTD Response	ISTD Amount	Date/Time	File
1102899.64	375552.54	100.0000	1.1696	1.0000	11/26/2019 06:11 AM	GEDIT.RS

Level : 6

Area	Height	Vol Adj Amt	ISTD Response	ISTD Amount	Date/Time	File
1351785.81	459290.47	120.0000	1.3939	1.2000	11/26/2019 06:11 AM	GEDIT.RS

Level : 7

Area	Height	Vol Adj Amt	ISTD Response	ISTD Amount	Date/Time	File
1545500.26	537278.98	140.0000	1.5764	1.4000	11/26/2019 06:10 AM	GEDIT.RS

Client Id: Initial Calibration

Software Version: 4.1<1L22>
Date: 11/26/2019 06:17 AM
Sample Name : mix 1200;54k
Data File : E:\TC2019\ECD1\11-NOV\N25A020.RAW Date: 11/25/2019 05:27 PM
Sequence File: E:\TC2019\ECD1\11-NOV\PCBSEQ.SEQ Cycle: 610 Channel : A
Instrument : AUTO_ECD1 Rack/Vial: 0/5 Operator:
Sample Amount : 1.0000 Dilution Factor : 1.00

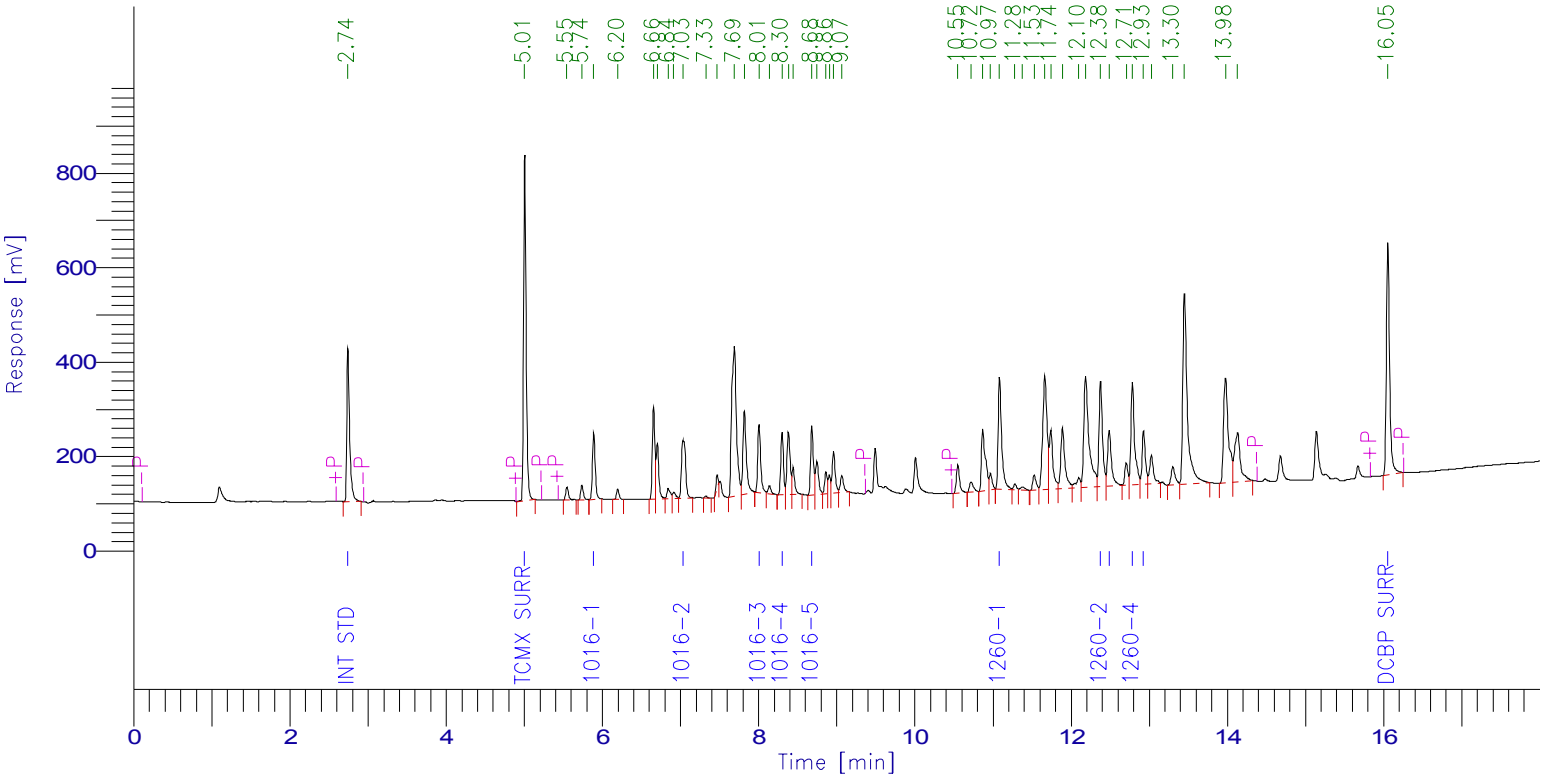

PCB Report

Time [min]	Component Name	Raw Amount	Area [µV·s]	Surrogate SM/WM	Surrogate QC / SL	Spike Rec Soils (%)	Spike Rec Water (%)
2.743	Int Std	100.0000	802982.19	250.0000	100.0000	40.0000	20.0000
5.006	TCMX SURR	126.8653	1739697.74	317.1633	126.8653	50.7461	25.3731
5.889	1016-1	1094.2766	346222.04	2735.6915	1094.2766	437.7106	218.8553
7.031	1016-2	1104.8586	449376.63	2762.1465	1104.8586	441.9434	220.9717
8.005	1016-3	1163.3114	380802.27	2908.2786	1163.3114	465.3246	232.6623
8.300	1016-4	1130.6880	316708.94	2826.7201	1130.6880	452.2752	226.1376
8.680	1016-5	1186.7898	375876.96	2966.9745	1186.7898	474.7159	237.3580
11.083	1260-1	1157.7777	754892.46	2894.4443	1157.7777	463.1111	231.5555
12.376	1260-2	1201.9766	683401.36	3004.9414	1201.9766	480.7906	240.3953
12.487	1260-3	1334.2889	406030.17	3335.7222	1334.2889	533.7156	266.8578
12.782	1260-4	1210.9605	715276.85	3027.4013	1210.9605	484.3842	242.1921
12.926	1260-5	1294.3978	330563.56	3235.9944	1294.3978	517.7591	258.8796
16.053	DCBP SURR	129.3726	1388967.52	323.4315	129.3726	51.7490	25.8745
		12235.5639	8690798.68				

Client Id: Initial Calibration

Software Version: 4.1<1L22>
Date: 11/26/2019 06:17 AM
Sample Name : mix 1200;54k
Data File : E:\TC2019\ECD1\11-NOV\N25B020.RAW Date: 11/25/2019 05:27 PM
Sequence File: E:\TC2019\ECD1\11-NOV\PCBSEQ.SEQ Cycle: 610 Channel : B
Instrument : AUTO_ECD1 Rack/Vial: 0/5 Operator:
Sample Amount : 1.0000 Dilution Factor : 1.00

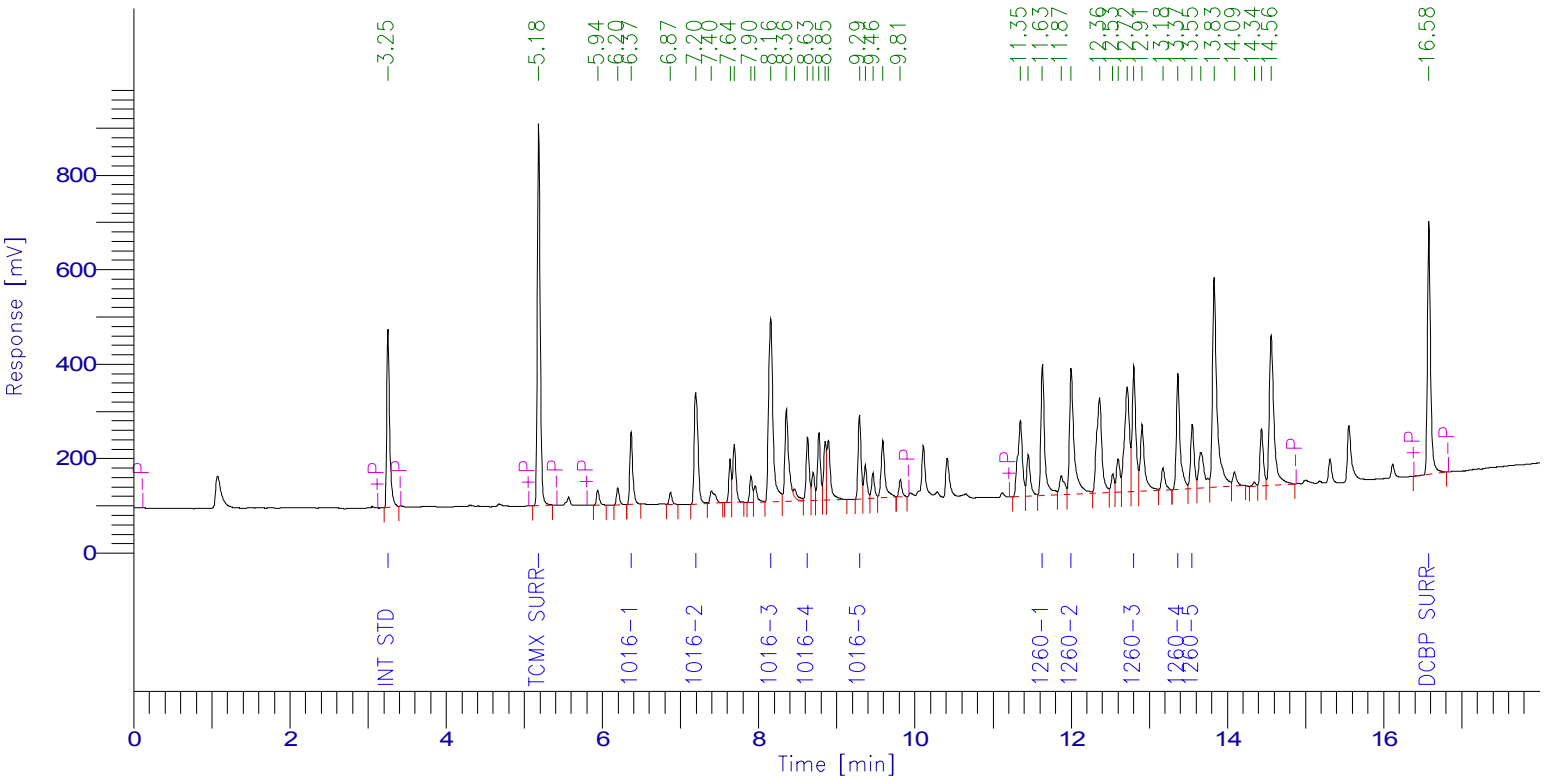

PCB Report

Time [min]	Component Name	Raw Amount	Area [µV·s]	Surrogate SM/WM	Surrogate QC / SL	Spike Rec Soils (%)	Spike Rec Water (%)
3.254	Int Std	100.0000	980382.63	250.0000	100.0000	40.0000	20.0000
5.184	TCMX SURR	124.1060	2001595.40	310.2651	124.1060	49.6424	24.8212
6.367	1016-1	1043.8386	411870.15	2609.5964	1043.8386	417.5354	208.7677
7.195	1016-2	1011.0231	806504.58	2527.5577	1011.0231	404.4092	202.2046
8.155	1016-3	1159.9376	1511297.72	2899.8441	1159.9376	463.9751	231.9875
8.626	1016-4	1388.3012	368388.79	3470.7530	1388.3012	555.3205	277.6602
9.290	1016-5	1122.9556	463409.84	2807.3889	1122.9556	449.1822	224.5911
11.631	1260-1	1210.7149	947491.46	3026.7872	1210.7149	484.2860	242.1430
12.000	1260-2	1190.4567	1108685.16	2976.1417	1190.4567	476.1827	238.0913
12.801	1260-3	1032.2559	883821.92	2580.6397	1032.2559	412.9023	206.4512
13.365	1260-4	1123.8769	838118.94	2809.6924	1123.8769	449.5508	224.7754
13.549	1260-5	1155.5285	433236.87	2888.8212	1155.5285	462.2114	231.1057
16.577	DCBP SURR	129.0545	1545500.26	322.6363	129.0545	51.6218	25.8109
		11792.0495	12300303.70				

Client Id: Initial Calibration

Software Version: 4.1<1L22>
Date: 11/26/2019 06:17 AM
Sample Name : mix 1000;54l
Data File : E:\TC2019\ECD1\11-NOV\N25A021.RAW Date: 11/25/2019 05:49 PM
Sequence File: E:\TC2019\ECD1\11-NOV\PCBSEQ.SEQ Cycle: 611 Channel : A
Instrument : AUTO_ECD1 Rack/Vial: 0/6 Operator:
Sample Amount : 1.0000 Dilution Factor : 1.00

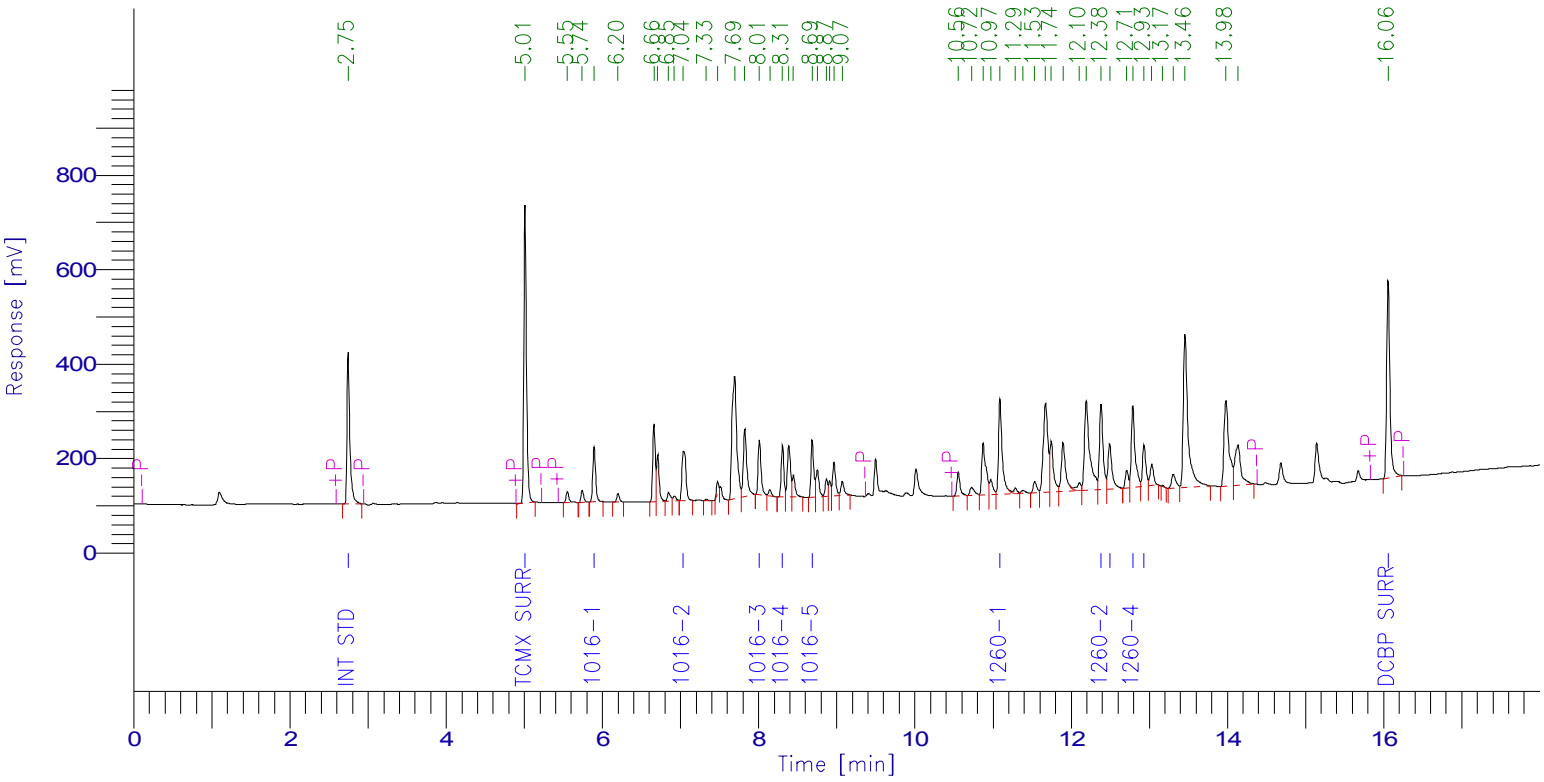

PCB Report

Time [min]	Component Name	Raw Amount	Area [µV·s]	Surrogate SM/WM	Surrogate QC / SL	Spike Rec Soils (%)	Spike Rec Water (%)
2.746	Int Std	100.0000	797458.10	250.0000	100.0000	40.0000	20.0000
5.009	TCMX SURR	111.6527	1520555.14	279.1318	111.6527	44.6611	22.3305
5.893	1016-1	930.3169	292321.29	2325.7921	930.3169	372.1267	186.0634
7.037	1016-2	919.3115	371337.16	2298.2787	919.3115	367.7246	183.8623
8.010	1016-3	950.3575	308953.05	2375.8937	950.3575	380.1430	190.0715
8.305	1016-4	951.5836	264707.62	2378.9591	951.5836	380.6334	190.3167
8.685	1016-5	991.5780	311889.48	2478.9449	991.5780	396.6312	198.3156
11.089	1260-1	1054.8403	683043.84	2637.1008	1054.8403	421.9361	210.9681
12.382	1260-2	1030.2863	581754.45	2575.7157	1030.2863	412.1145	206.0573
12.492	1260-3	1111.3483	335861.78	2778.3707	1111.3483	444.5393	222.2697
12.788	1260-4	992.1566	582004.55	2480.3916	992.1566	396.8627	198.4313
12.932	1260-5	1016.8815	257904.86	2542.2037	1016.8815	406.7526	203.3763
16.056	DCBP SURR	112.9682	1204502.86	282.4204	112.9682	45.1873	22.5936
		10273.2813	7512294.18				

Client Id: Initial Calibration

Software Version: 4.1<1L22>
Date: 11/26/2019 06:17 AM
Sample Name : mix 1000;54l
Data File : E:\TC2019\ECD1\11-NOV\N25B021.RAW Date: 11/25/2019 05:49 PM
Sequence File: E:\TC2019\ECD1\11-NOV\PCBSEQ.SEQ Cycle: 611 Channel : B
Instrument : AUTO_ECD1 Rack/Vial: 0/6 Operator:
Sample Amount : 1.0000 Dilution Factor : 1.00

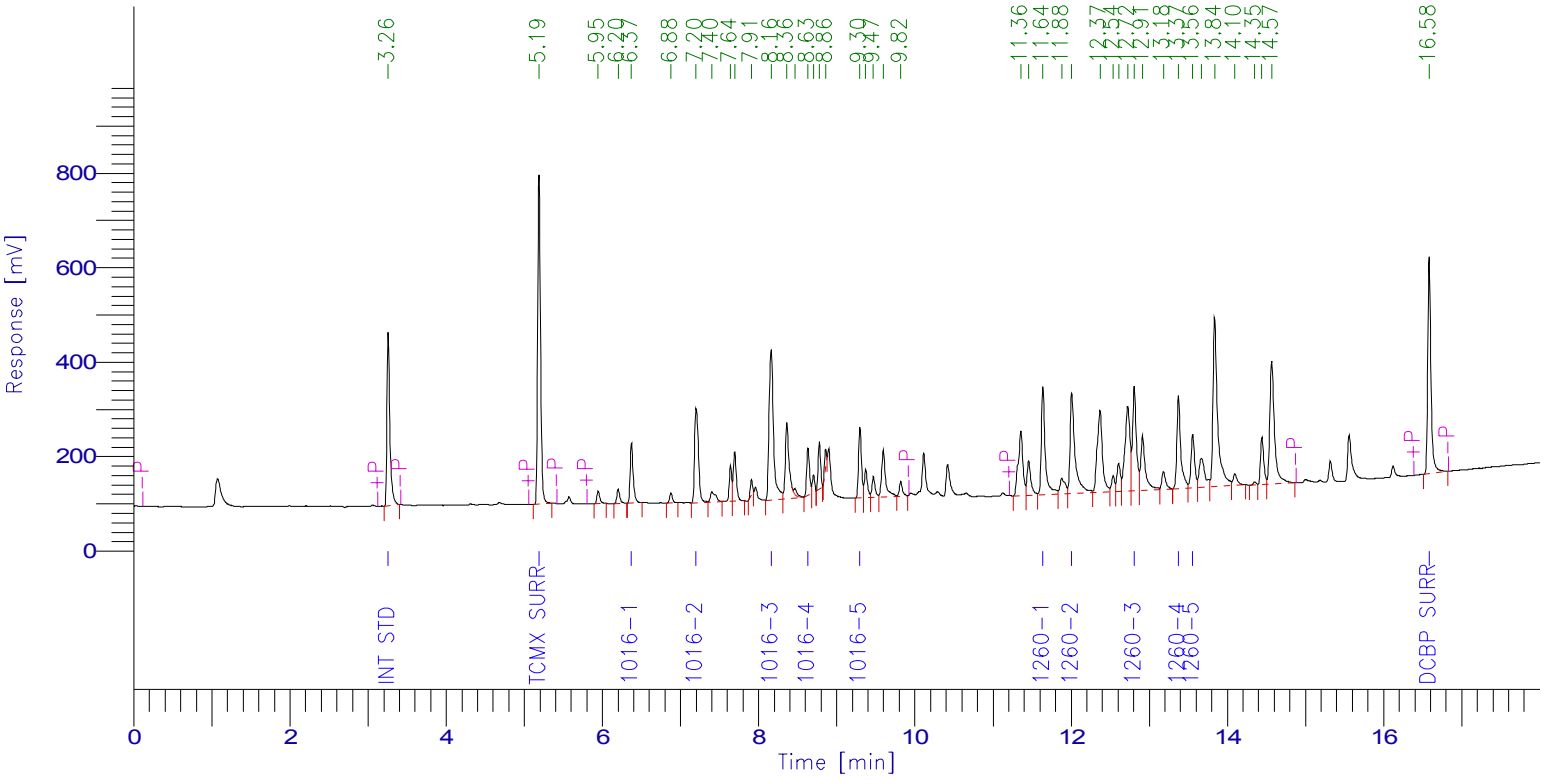

PCB Report

Time [min]	Component Name	Raw Amount	Area [µV·s]	Surrogate SM/WM	Surrogate QC / SL	Spike Rec Soils (%)	Spike Rec Water (%)
3.257	Int Std	100.0000	969797.55	250.0000	100.0000	40.0000	20.0000
5.188	TCMX SURR	109.4846	1746714.45	273.7115	109.4846	43.7938	21.8969
6.372	1016-1	890.6326	347625.05	2226.5816	890.6326	356.2531	178.1265
7.201	1016-2	868.8859	685636.61	2172.2147	868.8859	347.5544	173.7772
8.161	1016-3	964.8863	1243589.35	2412.2157	964.8863	385.9545	192.9773
8.631	1016-4	960.7708	252190.07	2401.9270	960.7708	384.3083	192.1542
9.296	1016-5	946.1584	386235.33	2365.3960	946.1584	378.4634	189.2317
11.636	1260-1	1030.7256	797924.81	2576.8141	1030.7256	412.2903	206.1451
12.007	1260-2	1016.3607	936327.94	2540.9018	1016.3607	406.5443	203.2721
12.807	1260-3	906.2192	767531.42	2265.5481	906.2192	362.4877	181.2438
13.373	1260-4	945.7175	697643.91	2364.2938	945.7175	378.2870	189.1435
13.555	1260-5	972.6529	360734.87	2431.6323	972.6529	389.0612	194.5306
16.581	DCBP SURR	114.1107	1351785.81	285.2769	114.1107	45.6443	22.8221
		9826.6054	10543737.15				

Client Id: Initial Calibration

Software Version: 4.1<1L22>
Date: 11/26/2019 06:17 AM
Sample Name : mix 800;54m
Data File : E:\TC2019\ECD1\11-NOV\N25A022.RAW Date: 11/25/2019 06:10 PM
Sequence File: E:\TC2019\ECD1\11-NOV\PCBSEQ.SEQ Cycle: 612 Channel : A
Instrument : AUTO_ECD1 Rack/Vial: 0/7 Operator:
Sample Amount : 1.0000 Dilution Factor : 1.00

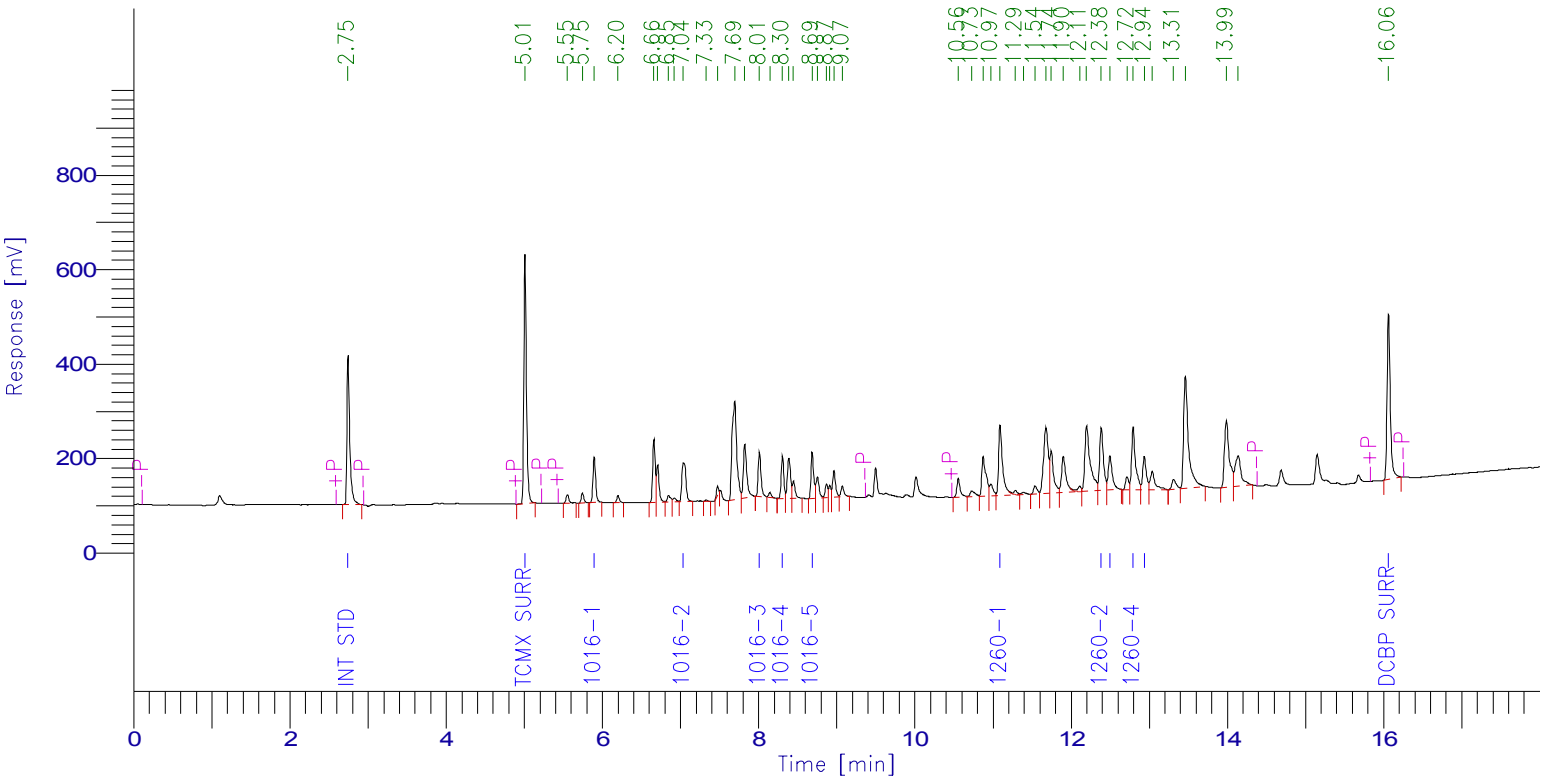

PCB Report

Time [min]	Component Name	Raw Amount	Area [µV·s]	Surrogate SM/WM	Surrogate QC / SL	Spike Rec Soils (%)	Spike Rec Water (%)
2.745	Int Std	100.0000	777006.17	250.0000	100.0000	40.0000	20.0000
5.009	TCMX SURR	94.6303	1255681.54	236.5756	94.6303	37.8521	18.9261
5.895	1016-1	754.7855	231083.92	1886.9639	754.7855	301.9142	150.9571
7.036	1016-2	759.7303	299007.29	1899.3257	759.7303	303.8921	151.9461
8.011	1016-3	765.3757	242435.82	1913.4394	765.3757	306.1503	153.0751
8.304	1016-4	780.1645	211457.10	1950.4113	780.1645	312.0658	156.0329
8.685	1016-5	802.8960	246064.94	2007.2400	802.8960	321.1584	160.5792
11.090	1260-1	859.5413	542307.01	2148.8533	859.5413	343.8165	171.9083
12.384	1260-2	813.4038	447511.88	2033.5094	813.4038	325.3615	162.6808
12.496	1260-3	869.3657	255993.84	2173.4144	869.3657	347.7463	173.8731
12.792	1260-4	821.6056	469597.89	2054.0141	821.6056	328.6422	164.3211
12.936	1260-5	908.3387	224467.56	2270.8467	908.3387	363.3355	181.6677
16.061	DCBP SURR	94.5996	982783.51	236.4991	94.5996	37.8399	18.9199
		8424.4371	6185398.47				

Client Id: Initial Calibration

Software Version: 4.1<1L22>
Date: 11/26/2019 06:17 AM
Sample Name : mix 800;54m
Data File : E:\TC2019\ECD1\11-NOV\N25B022.RAW Date: 11/25/2019 06:10 PM
Sequence File: E:\TC2019\ECD1\11-NOV\PCBSEQ.SEQ Cycle: 612 Channel : B
Instrument : AUTO_ECD1 Rack/Vial: 0/7 Operator:
Sample Amount : 1.0000 Dilution Factor : 1.00

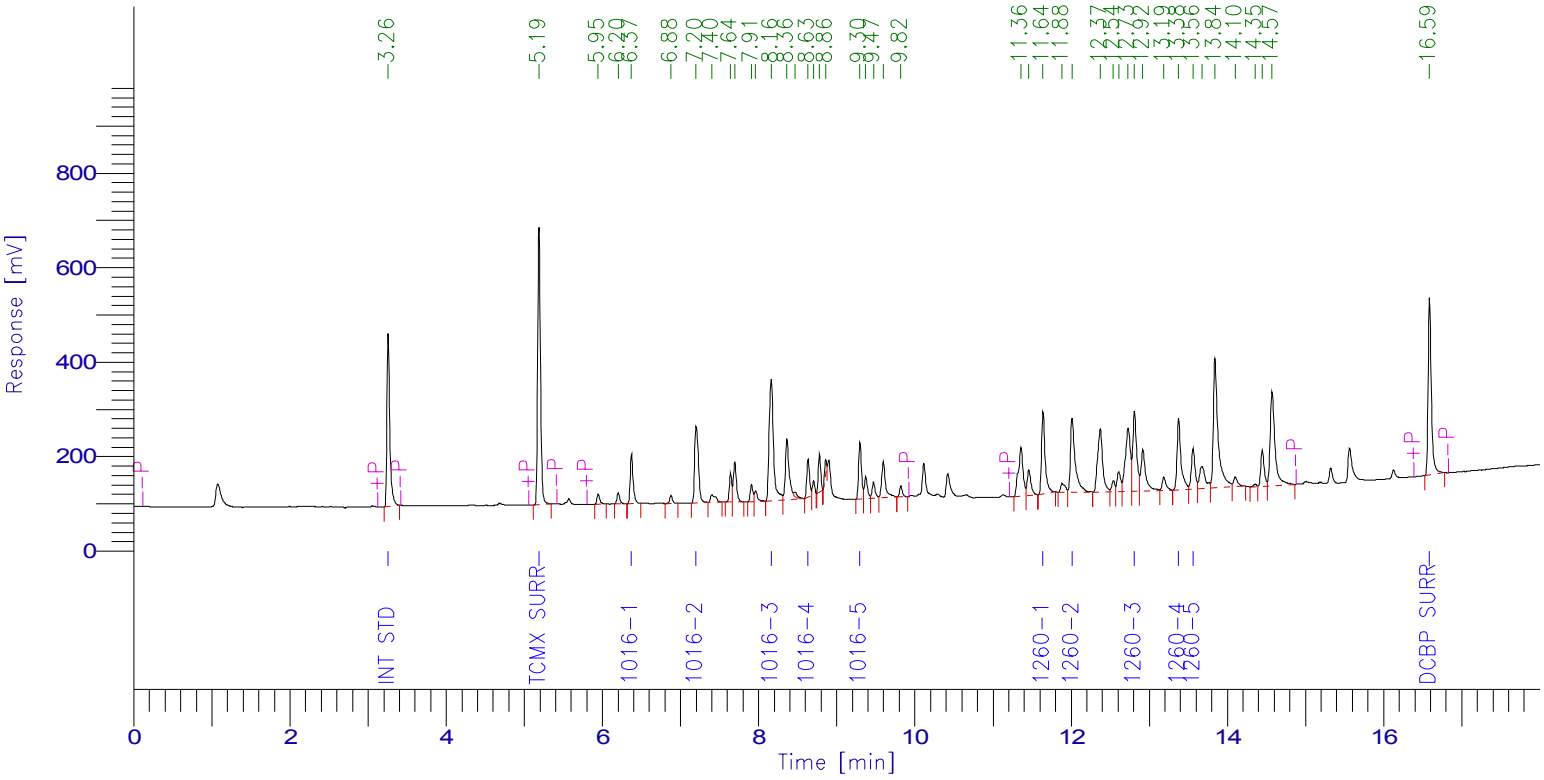

PCB Report

Time [min]	Component Name	Raw Amount	Area [µV·s]	Surrogate SM/WM	Surrogate QC / SL	Spike Rec Soils (%)	Spike Rec Water (%)
3.257	Int Std	100.0000	942939.69	250.0000	100.0000	40.0000	20.0000
5.188	TCMX SURR	93.1778	1445387.38	232.9446	93.1778	37.2711	18.6356
6.372	1016-1	730.4053	277191.04	1826.0132	730.4053	292.1621	146.0811
7.201	1016-2	720.5725	552855.64	1801.4312	720.5725	288.2290	144.1145
8.162	1016-3	786.5212	985630.55	1966.3031	786.5212	314.6085	157.3042
8.632	1016-4	776.8768	198272.81	1942.1920	776.8768	310.7507	155.3754
9.297	1016-5	769.0667	305249.53	1922.6668	769.0667	307.6267	153.8133
11.639	1260-1	740.9921	557744.49	1852.4802	740.9921	296.3968	148.1984
12.011	1260-2	740.3707	663181.15	1850.9268	740.3707	296.1483	148.0741
12.809	1260-3	716.0648	589682.23	1790.1620	716.0648	286.4259	143.2130
13.375	1260-4	760.5270	545493.80	1901.3174	760.5270	304.2108	152.1054
13.559	1260-5	778.8306	280851.08	1947.0766	778.8306	311.5323	155.7661
16.586	DCBP SURR	95.7529	1102899.64	239.3822	95.7529	38.3011	19.1506
		7809.1584	8447379.05				

Client Id: Initial Calibration

Software Version: 4.1<1L22>
Date: 11/26/2019 06:17 AM
Sample Name : mix 600;54n
Data File : E:\TC2019\ECD1\11-NOV\N25A023.RAW Date: 11/25/2019 06:32 PM
Sequence File: E:\TC2019\ECD1\11-NOV\PCBSEQ.SEQ Cycle: 613 Channel : A
Instrument : AUTO_ECD1 Rack/Vial: 0/8 Operator:
Sample Amount : 1.0000 Dilution Factor : 1.00

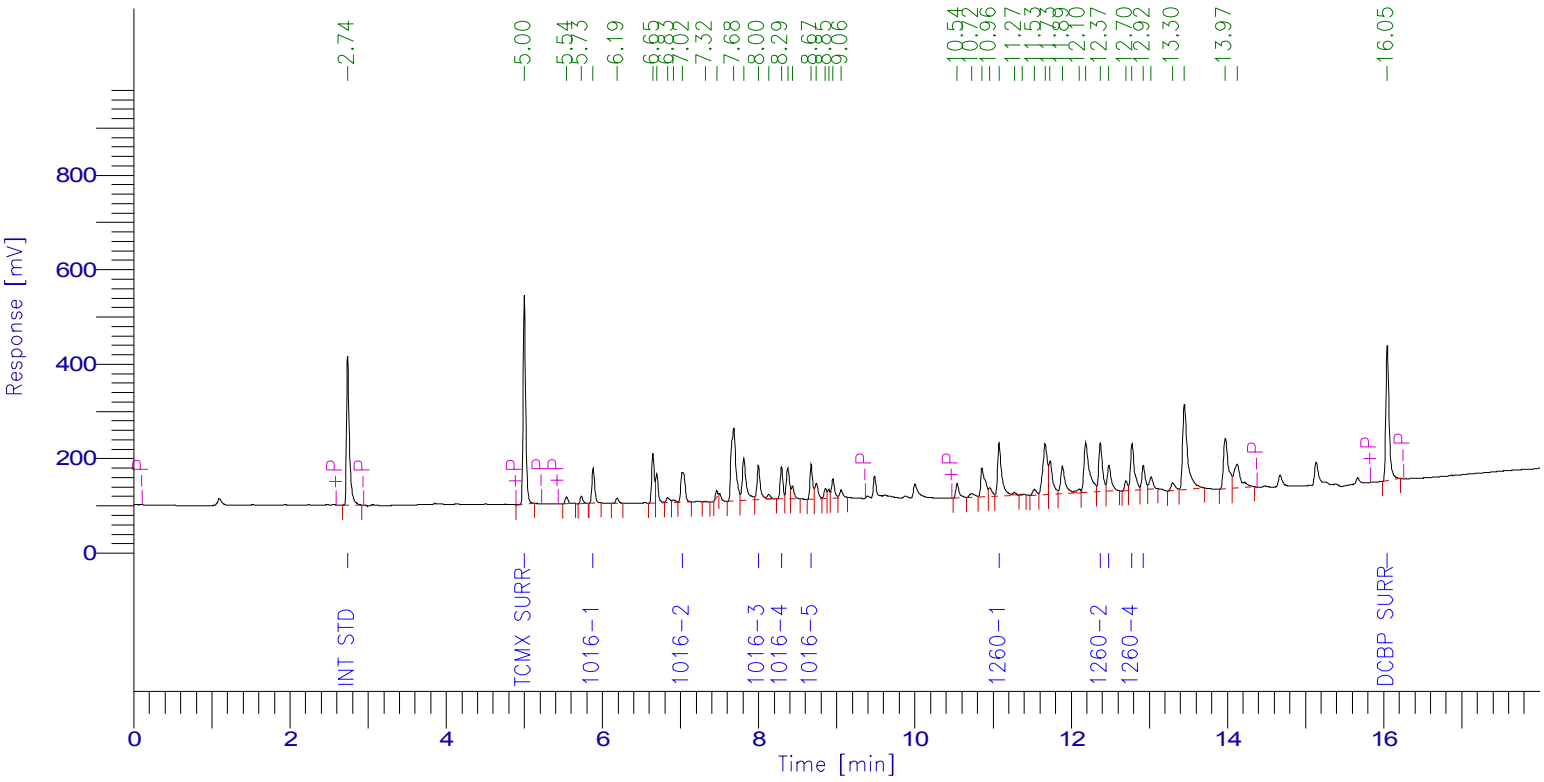

PCB Report

Time [min]	Component Name	Raw Amount	Area [µV·s]	Surrogate SM/WM	Surrogate QC / SL	Spike Rec Soils (%)	Spike Rec Water (%)
2.740	Int Std	100.0000	795610.39	250.0000	100.0000	40.0000	20.0000
5.000	TCMX SURR	77.0346	1046673.14	192.5864	77.0346	30.8138	15.4069
5.882	1016-1	575.7602	180494.41	1439.4005	575.7602	230.3041	115.1520
7.024	1016-2	572.6024	230755.20	1431.5061	572.6024	229.0410	114.5205
7.997	1016-3	663.9516	215344.85	1659.8791	663.9516	265.5806	132.7903
8.292	1016-4	590.8798	163987.68	1477.1995	590.8798	236.3519	118.1760
8.672	1016-5	583.0301	182960.52	1457.5752	583.0301	233.2120	116.6060
11.077	1260-1	642.9925	415394.14	1607.4814	642.9925	257.1970	128.5985
12.372	1260-2	617.7839	348025.40	1544.4597	617.7839	247.1136	123.5568
12.483	1260-3	648.7465	195604.11	1621.8662	648.7465	259.4986	129.7493
12.778	1260-4	596.3752	349026.42	1490.9380	596.3752	238.5501	119.2750
12.923	1260-5	615.4077	155720.10	1538.5193	615.4077	246.1631	123.0815
16.045	DCBP SURR	77.3533	822854.75	193.3832	77.3533	30.9413	15.4707
		6361.9178	5102451.11				

Client Id: Initial Calibration

Software Version: 4.1<1L22>
Date: 11/26/2019 06:17 AM
Sample Name : mix 600;54n
Data File : E:\TC2019\ECD1\11-NOV\N25B023.RAW Date: 11/25/2019 06:32 PM
Sequence File: E:\TC2019\ECD1\11-NOV\PCBSEQ.SEQ Cycle: 613 Channel : B
Instrument : AUTO_ECD1 Rack/Vial: 0/8 Operator:
Sample Amount : 1.0000 Dilution Factor : 1.00

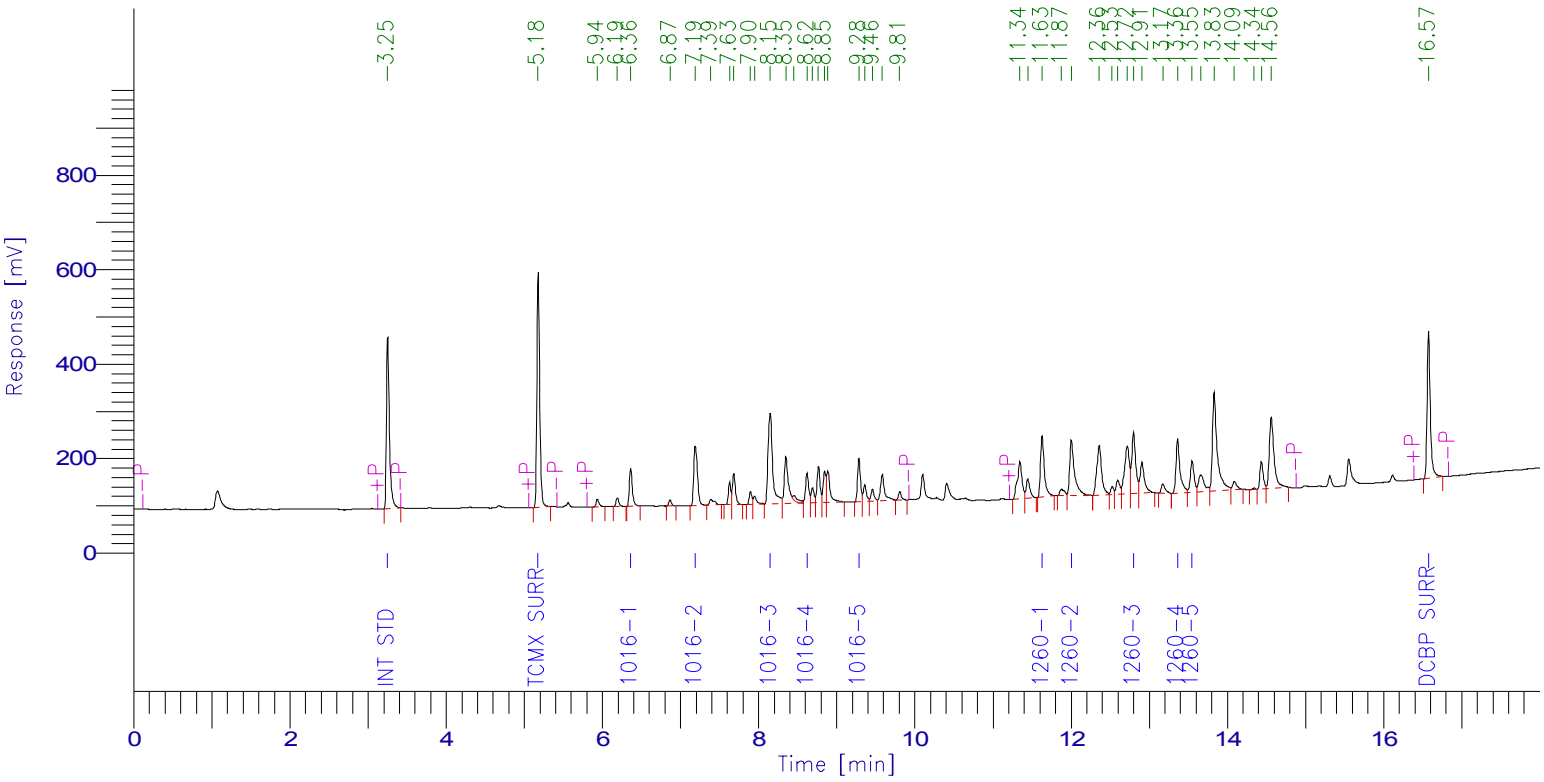

PCB Report

Time [min]	Component Name	Raw Amount	Area [µV·s]	Surrogate SM/WM	Surrogate QC / SL	Spike Rec Soils (%)	Spike Rec Water (%)
3.251	Int Std	100.0000	969381.21	250.0000	100.0000	40.0000	20.0000
5.178	TCMX SURR	75.7226	1207557.25	189.3064	75.7226	30.2890	15.1445
6.361	1016-1	557.7327	217596.58	1394.3316	557.7327	223.0931	111.5465
7.188	1016-2	550.9803	434591.13	1377.4508	550.9803	220.3921	110.1961
8.148	1016-3	602.5412	776249.15	1506.3530	602.5412	241.0165	120.5082
8.619	1016-4	658.1190	172673.67	1645.2975	658.1190	263.2476	131.6238
9.283	1016-5	577.4353	235616.13	1443.5883	577.4353	230.9741	115.4871
11.626	1260-1	565.2194	437370.46	1413.0484	565.2194	226.0877	113.0439
12.002	1260-2	559.1114	514863.33	1397.7785	559.1114	223.6446	111.8223
12.797	1260-3	557.7268	472169.46	1394.3169	557.7268	223.0907	111.5454
13.361	1260-4	576.3535	424986.16	1440.8836	576.3535	230.5414	115.2707
13.547	1260-5	591.5226	219288.12	1478.8066	591.5226	236.6090	118.3045
16.573	DCBP SURR	77.1763	913858.35	192.9408	77.1763	30.8705	15.4353
		6049.6410	6996201.00				

Client Id: Initial Calibration

Software Version: 4.1<1L22>
Date: 11/26/2019 06:17 AM
Sample Name : mix 400;54o
Data File : E:\TC2019\ECD1\11-NOV\N25A024.RAW Date: 11/25/2019 06:54 PM
Sequence File: E:\TC2019\ECD1\11-NOV\PCBSEQ.SEQ Cycle: 614 Channel : A
Instrument : AUTO_ECD1 Rack/Vial: 0/9 Operator:
Sample Amount : 1.0000 Dilution Factor : 1.00

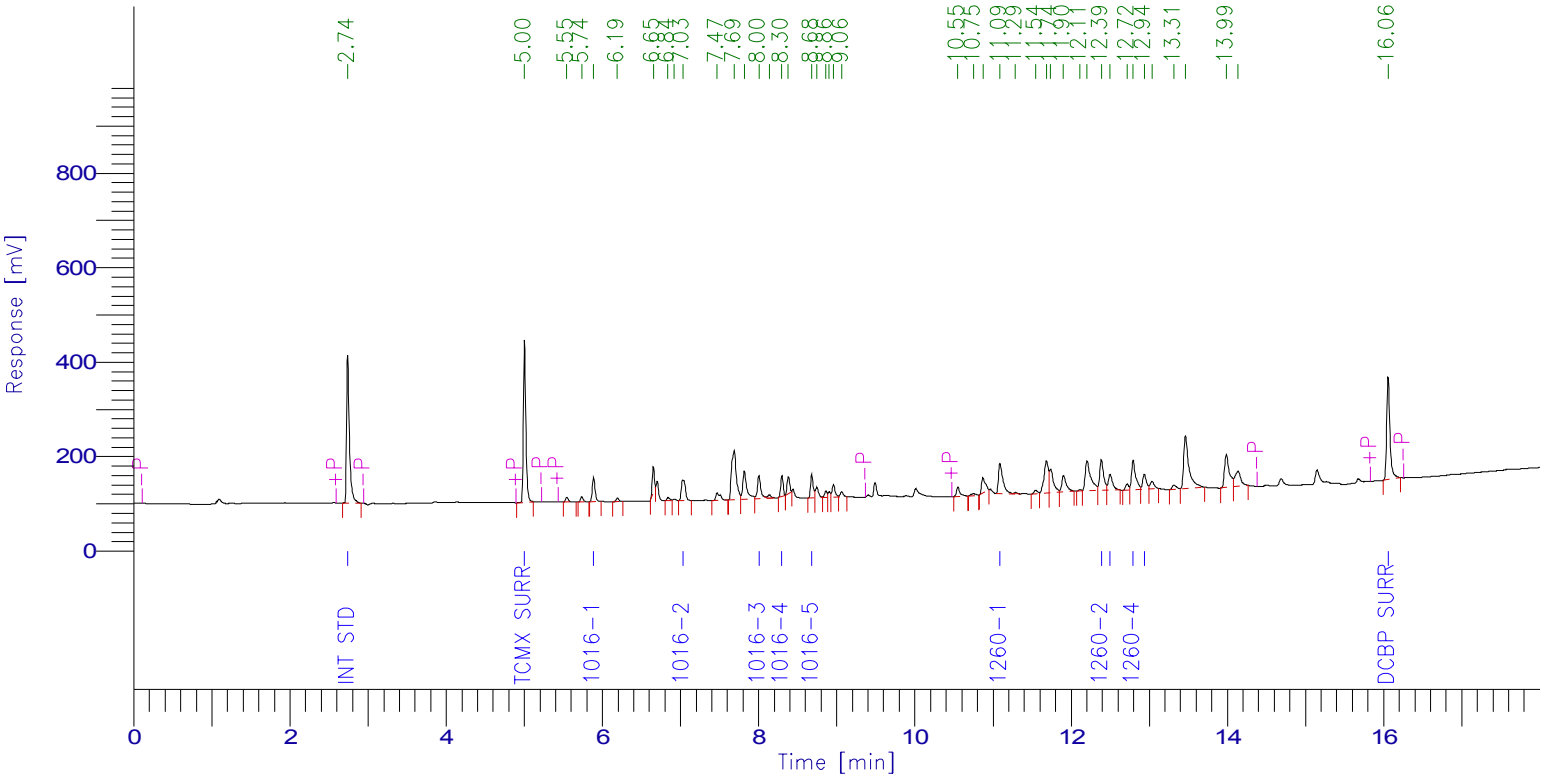

PCB Report

Time [min]	Component Name	Raw Amount	Area [µV·s]	Surrogate SM/WM	Surrogate QC / SL	Spike Rec Soils (%)	Spike Rec Water (%)
2.740	Int Std	100.0000	781741.11	250.0000	100.0000	40.0000	20.0000
5.003	TCMX SURR	58.5978	782292.16	146.4944	58.5978	23.4391	11.7196
5.887	1016-1	401.4814	123665.92	1003.7034	401.4814	160.5925	80.2963
7.029	1016-2	394.5524	156230.37	986.3809	394.5524	157.8209	78.9105
8.004	1016-3	453.3695	144481.72	1133.4238	453.3695	181.3478	90.6739
8.298	1016-4	353.2091	96317.77	883.0227	353.2091	141.2836	70.6418
8.679	1016-5	411.4712	126872.77	1028.6781	411.4712	164.5885	82.2942
11.089	1260-1	405.2309	257228.75	1013.0773	405.2309	162.0924	81.0462
12.386	1260-2	414.4412	229403.35	1036.1029	414.4412	165.7765	82.8882
12.498	1260-3	422.5477	125181.80	1056.3692	422.5477	169.0191	84.5095
12.792	1260-4	403.7862	232194.92	1009.4655	403.7862	161.5145	80.7572
12.936	1260-5	413.3615	102771.89	1033.4039	413.3615	165.3446	82.6723
16.056	DCBP SURR	59.4933	621835.00	148.7333	59.4933	23.7973	11.8987
		4291.5422	3780217.52				

Client Id: Initial Calibration

Software Version: 4.1<1L22>
Date: 11/26/2019 06:17 AM
Sample Name : mix 400;54o
Data File : E:\TC2019\ECD1\11-NOV\N25B024.RAW Date: 11/25/2019 06:54 PM
Sequence File: E:\TC2019\ECD1\11-NOV\PCBSEQ.SEQ Cycle: 614 Channel : B
Instrument : AUTO_ECD1 Rack/Vial: 0/9 Operator:
Sample Amount : 1.0000 Dilution Factor : 1.00

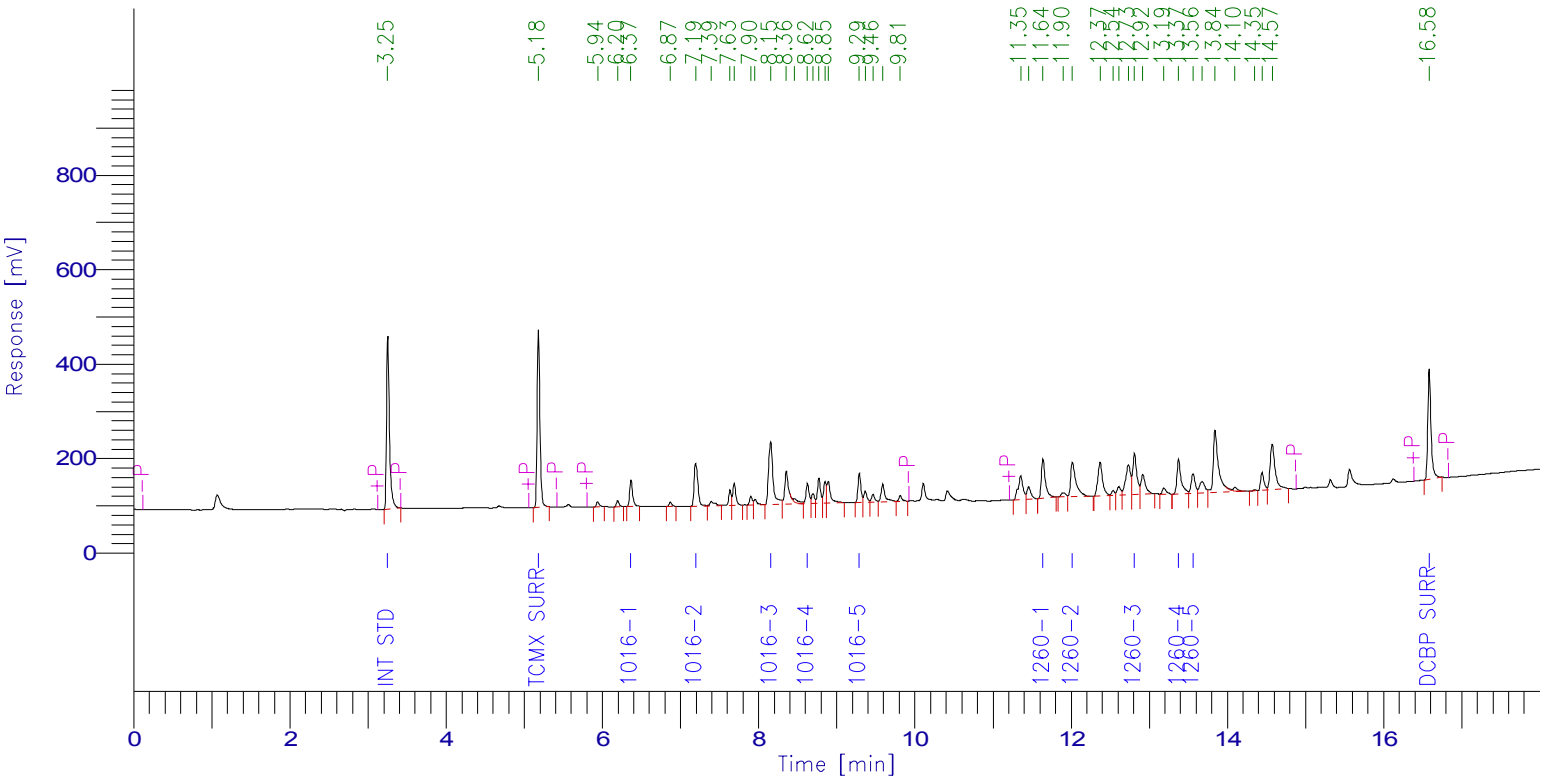

PCB Report

Time [min]	Component Name	Raw Amount	Area [µV·s]	Surrogate SM/WM	Surrogate QC / SL	Spike Rec Soils (%)	Spike Rec Water (%)
3.252	Int Std	100.0000	956803.37	250.0000	100.0000	40.0000	20.0000
5.181	TCMX SURR	58.3859	919006.52	145.9648	58.3859	23.3544	11.6772
6.365	1016-1	388.7678	149707.78	971.9195	388.7678	155.5071	77.7536
7.194	1016-2	391.7906	305019.00	979.4766	391.7906	156.7162	78.3581
8.154	1016-3	412.2057	524151.09	1030.5143	412.2057	164.8823	82.4411
8.624	1016-4	445.7191	115427.96	1114.2977	445.7191	178.2876	89.1438
9.289	1016-5	396.4726	159677.19	991.1814	396.4726	158.5890	79.2945
11.637	1260-1	390.0465	297904.36	975.1162	390.0465	156.0186	78.0093
12.016	1260-2	383.1388	348239.39	957.8471	383.1388	153.2555	76.6278
12.811	1260-3	385.1166	321807.93	962.7915	385.1166	154.0466	77.0233
13.374	1260-4	393.8742	286662.94	984.6856	393.8742	157.5497	78.7748
13.559	1260-5	407.0026	148925.47	1017.5064	407.0026	162.8010	81.4005
16.582	DCBP SURR	59.1510	691328.89	147.8774	59.1510	23.6604	11.8302
		4211.6713	5224661.90				

Client Id: Initial Calibration

Software Version: 4.1<1L22>
Date: 11/26/2019 06:17 AM
Sample Name : mix 200;54p
Data File : E:\TC2019\ECD1\11-NOV\N25A025.RAW Date: 11/25/2019 07:16 PM
Sequence File: E:\TC2019\ECD1\11-NOV\PCBSEQ.SEQ Cycle: 615 Channel : A
Instrument : AUTO_ECD1 Rack/Vial: 0/10 Operator:
Sample Amount : 1.0000 Dilution Factor : 1.00

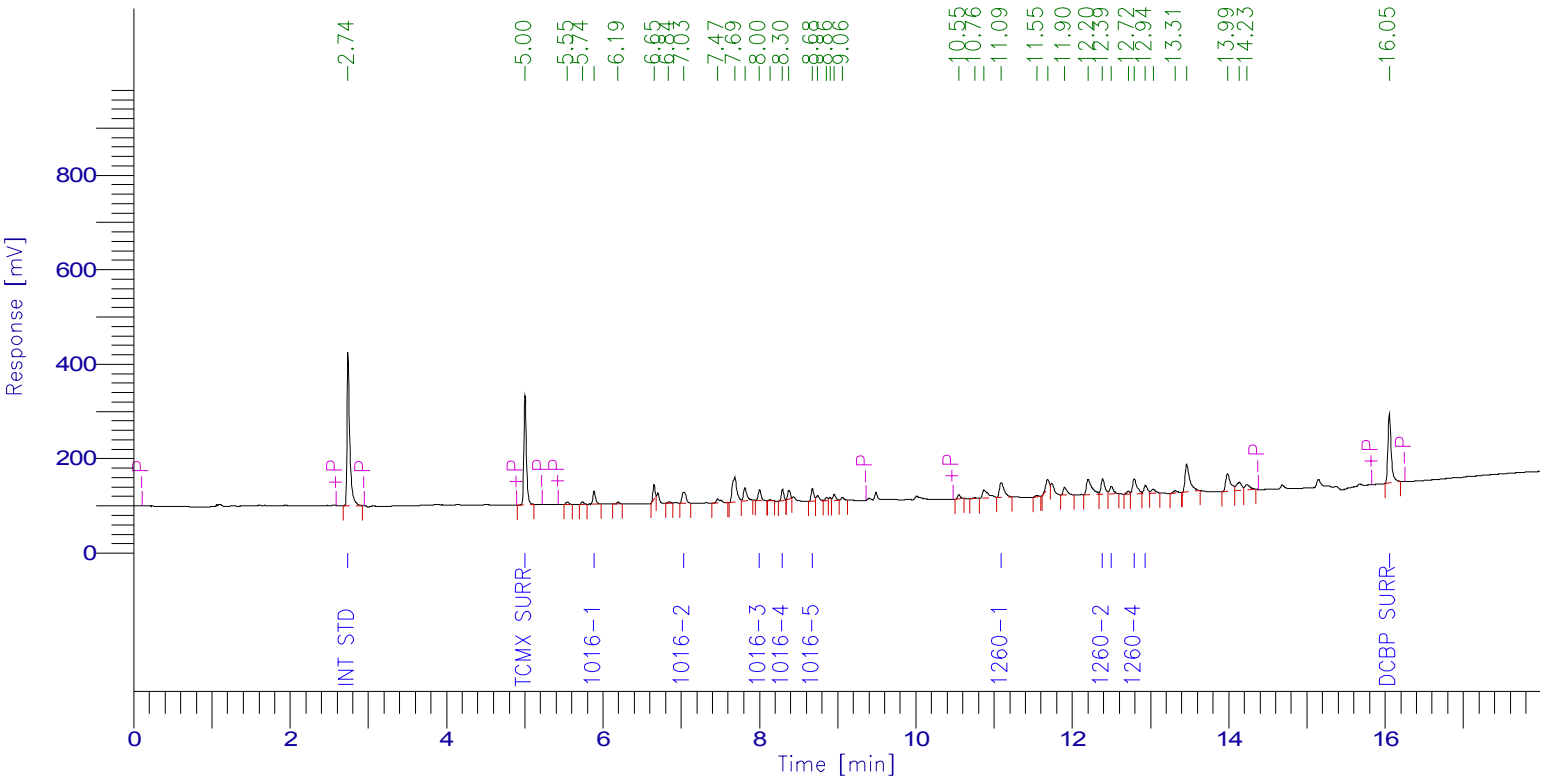

PCB Report

Time [min]	Component Name	Raw Amount	Area [µV·s]	Surrogate SM/WM	Surrogate QC / SL	Spike Rec Soils (%)	Spike Rec Water (%)
2.741	Int Std	100.0000	805722.06	250.0000	100.0000	40.0000	20.0000
5.004	TCMX SURR	39.1447	538620.40	97.8616	39.1447	15.6579	7.8289
5.887	1016-1	205.2532	65162.38	513.1331	205.2532	82.1013	41.0506
7.030	1016-2	202.2296	82533.03	505.5739	202.2296	80.8918	40.4459
8.002	1016-3	175.6680	57699.96	439.1700	175.6680	70.2672	35.1336
8.296	1016-4	182.0019	51153.20	455.0047	182.0019	72.8008	36.4004
8.678	1016-5	208.6182	66298.47	521.5456	208.6182	83.4473	41.7236
11.091	1260-1	200.7734	131354.67	501.9336	200.7734	80.3094	40.1547
12.388	1260-2	200.6209	114455.17	501.5523	200.6209	80.2484	40.1242
12.498	1260-3	189.6143	57897.36	474.0357	189.6143	75.8457	37.9229
12.792	1260-4	207.4879	122974.85	518.7197	207.4879	82.9952	41.4976
12.936	1260-5	212.9342	54564.72	532.3355	212.9342	85.1737	42.5868
16.053	DCBP SURR	39.1039	421259.04	97.7597	39.1039	15.6416	7.8208
		2163.4502	2569695.32				

Client Id: Initial Calibration

Software Version: 4.1<1L22>
Date: 11/26/2019 06:17 AM
Sample Name : mix 200;54p
Data File : E:\TC2019\ECD1\11-NOV\N25B025.RAW Date: 11/25/2019 07:16 PM
Sequence File: E:\TC2019\ECD1\11-NOV\PCBSEQ.SEQ Cycle: 615 Channel : B
Instrument : AUTO_ECD1 Rack/Vial: 0/10 Operator:
Sample Amount : 1.0000 Dilution Factor : 1.00

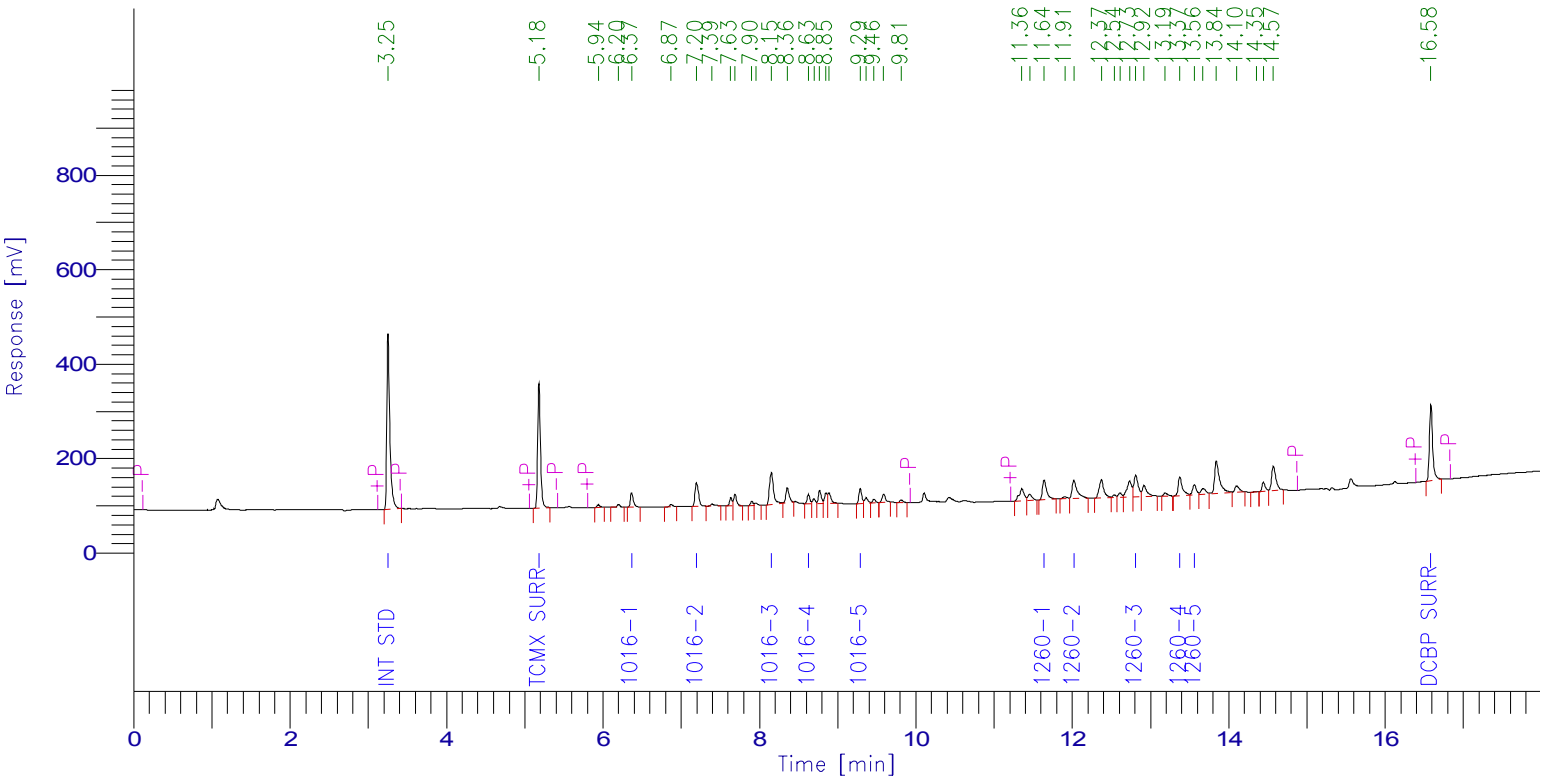

PCB Report

Time [min]	Component Name	Raw Amount	Area [µV·s]	Surrogate SM/WM	Surrogate QC / SL	Spike Rec Soils (%)	Spike Rec Water (%)
3.253	Int Std	100.0000	980029.45	250.0000	100.0000	40.0000	20.0000
5.182	TCMX SURR	39.8185	641964.93	99.5461	39.8185	15.9274	7.9637
6.367	1016-1	207.7282	81934.32	519.3204	207.7282	83.0913	41.5456
7.195	1016-2	210.0780	167521.23	525.1950	210.0780	84.0312	42.0156
8.154	1016-3	194.4566	253268.76	486.1415	194.4566	77.7826	38.8913
8.626	1016-4	177.5706	47101.79	443.9266	177.5706	71.0283	35.5141
9.289	1016-5	197.6253	81524.59	494.0631	197.6253	79.0501	39.5251
11.639	1260-1	202.8583	158697.38	507.1458	202.8583	81.1433	40.5717
12.020	1260-2	195.1853	181712.68	487.9632	195.1853	78.0741	39.0371
12.810	1260-3	201.8753	172784.26	504.6883	201.8753	80.7501	40.3751
13.374	1260-4	206.9982	154311.04	517.4955	206.9982	82.7993	41.3996
13.559	1260-5	200.9200	75302.84	502.2999	200.9200	80.3680	40.1840
16.583	DCBP SURR	39.1334	468475.84	97.8336	39.1334	15.6534	7.8267
		2174.2476	3464629.11				

Client Id: Initial Calibration

Software Version: 4.1<1L22>
Date: 11/26/2019 06:17 AM
Sample Name : mix 100;54q
Data File : E:\TC2019\ECD1\11-NOV\N25A026.RAW Date: 11/25/2019 07:37 PM
Sequence File: E:\TC2019\ECD1\11-NOV\PCBSEQ.SEQ Cycle: 616 Channel : A
Instrument : AUTO_ECD1 Rack/Vial: 0/11 Operator:
Sample Amount : 1.0000 Dilution Factor : 1.00

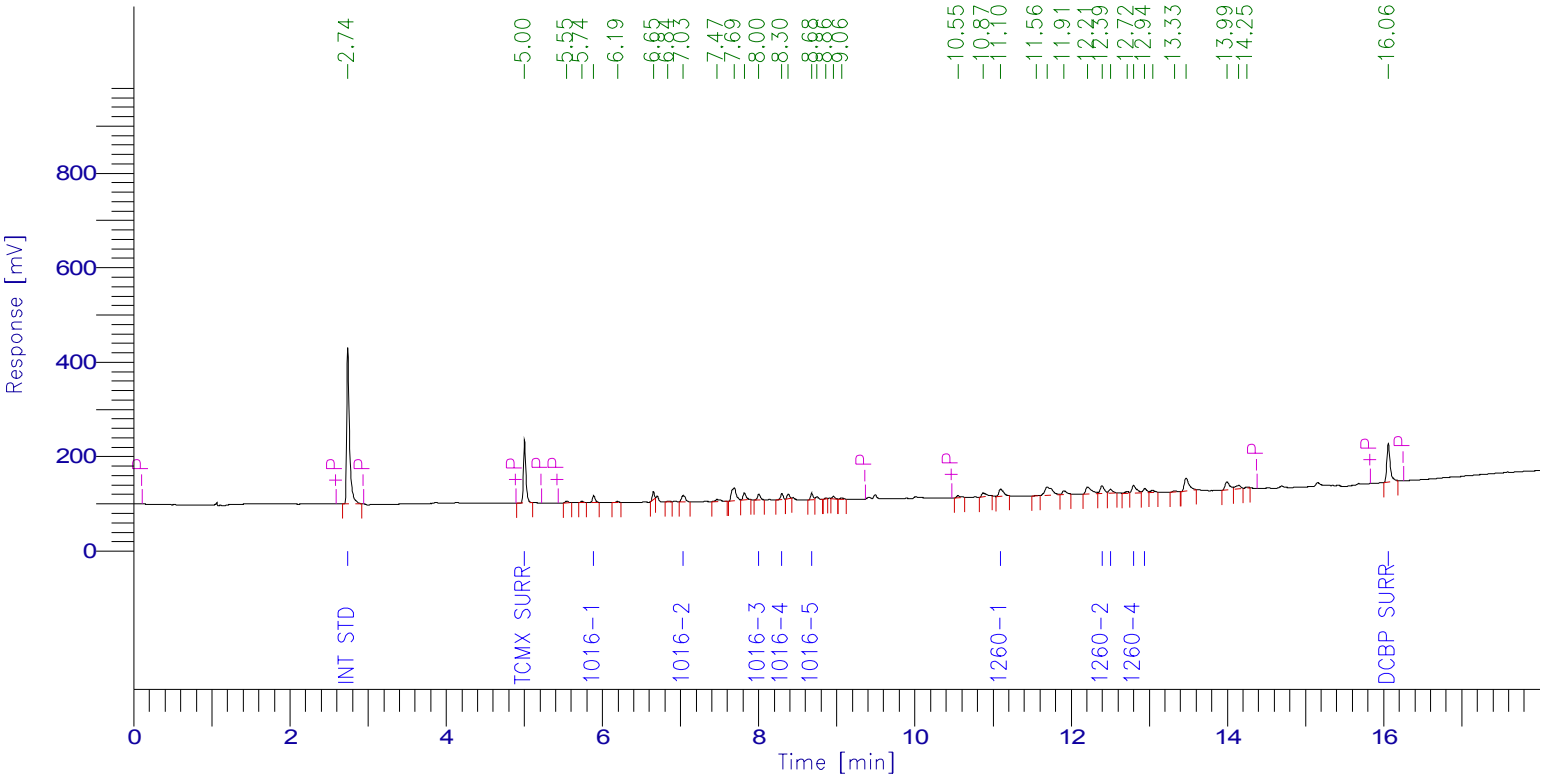

PCB Report

Time [min]	Component Name	Raw Amount	Area [µV·s]	Surrogate SM/WM	Surrogate QC / SL	Spike Rec Soils (%)	Spike Rec Water (%)
2.742	Int Std	100.0000	806742.02	250.0000	100.0000	40.0000	20.0000
5.004	TCMX SURR	21.8637	301219.74	54.6593	21.8637	8.7455	4.3727
5.888	1016-1	109.3532	34760.63	273.3829	109.3532	43.7413	21.8706
7.031	1016-2	108.8742	44489.48	272.1854	108.8742	43.5497	21.7748
8.003	1016-3	92.4830	30415.46	231.2076	92.4830	36.9932	18.4966
8.298	1016-4	104.9784	29542.44	262.4461	104.9784	41.9914	20.9957
8.679	1016-5	110.5547	35178.56	276.3868	110.5547	44.2219	22.1109
11.100	1260-1	94.6572	62007.25	236.6431	94.6572	37.8629	18.9314
12.393	1260-2	105.3423	60174.33	263.3557	105.3423	42.1369	21.0685
12.504	1260-3	91.9372	28107.91	229.8431	91.9372	36.7749	18.3874
12.798	1260-4	106.8094	63384.39	267.0234	106.8094	42.7237	21.3619
12.942	1260-5	105.8003	27145.83	264.5009	105.8003	42.3201	21.1601
16.059	DCBP SURR	21.7937	235077.11	54.4843	21.7937	8.7175	4.3587
		1174.4474	1758245.14				

Client Id: Initial Calibration

Software Version: 4.1<1L22>
Date: 11/26/2019 06:17 AM
Sample Name : mix 100;54q
Data File : E:\TC2019\ECD1\11-NOV\N25B026.RAW Date: 11/25/2019 07:37 PM
Sequence File: E:\TC2019\ECD1\11-NOV\PCBSEQ.SEQ Cycle: 616 Channel : B
Instrument : AUTO_ECD1 Rack/Vial: 0/11 Operator:
Sample Amount : 1.0000 Dilution Factor : 1.00

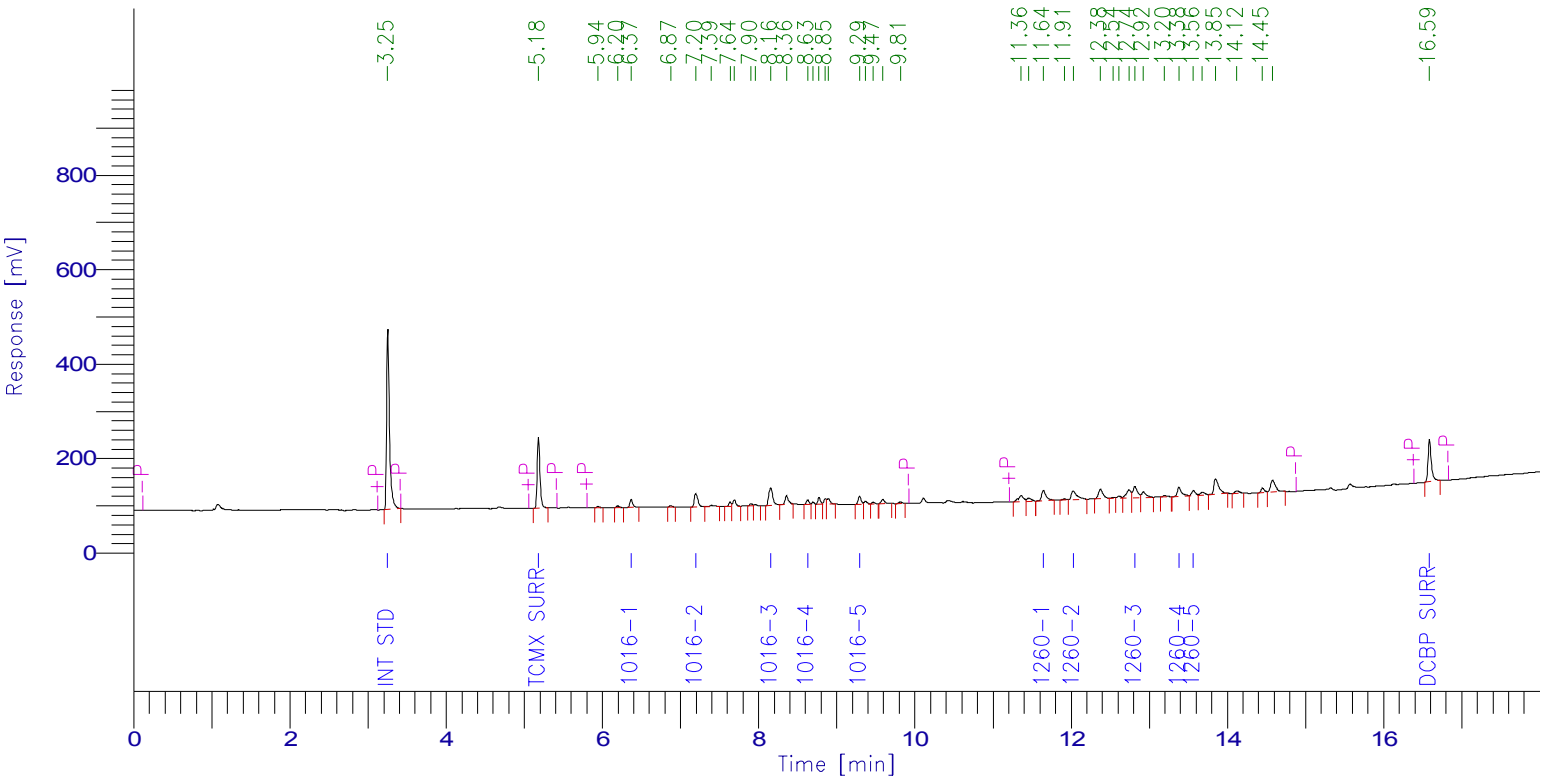

PCB Report

Time [min]	Component Name	Raw Amount	Area [µV·s]	Surrogate SM/WM	Surrogate QC / SL	Spike Rec Soils (%)	Spike Rec Water (%)
3.253	Int Std	100.0000	986570.77	250.0000	100.0000	40.0000	20.0000
5.181	TCMX SURR	22.4355	364126.88	56.0889	22.4355	8.9742	4.4871
6.367	1016-1	114.0032	45266.47	285.0080	114.0032	45.6013	22.8006
7.195	1016-2	115.1960	92473.19	287.9900	115.1960	46.0784	23.0392
8.156	1016-3	101.5396	133132.34	253.8491	101.5396	40.6158	20.3079
8.627	1016-4	90.6763	24213.04	226.6908	90.6763	36.2705	18.1353
9.291	1016-5	108.3314	44987.29	270.8286	108.3314	43.3326	21.6663
11.644	1260-1	108.6087	85532.42	271.5218	108.6087	43.4435	21.7217
12.026	1260-2	103.0891	96613.97	257.7227	103.0891	41.2356	20.6178
12.814	1260-3	114.7129	98837.59	286.7821	114.7129	45.8851	22.9426
13.379	1260-4	104.8264	78666.55	262.0659	104.8264	41.9306	20.9653
13.564	1260-5	97.7569	36882.88	244.3923	97.7569	39.1028	19.5514
16.585	DCBP SURR	22.1085	266432.54	55.2712	22.1085	8.8434	4.4217
		1203.2846	2353735.92				

Client Id: Initial Calibration

Software Version: 4.1<1L22>
Date: 11/26/2019 06:17 AM
Sample Name : mix 50;54r
Data File : E:\TC2019\ECD1\11-NOV\N25A027.RAW Date: 11/25/2019 07:59 PM
Sequence File: E:\TC2019\ECD1\11-NOV\PCBSEQ.SEQ Cycle: 617 Channel : A
Instrument : AUTO_ECD1 Rack/Vial: 0/12 Operator:
Sample Amount : 1.0000 Dilution Factor : 1.00

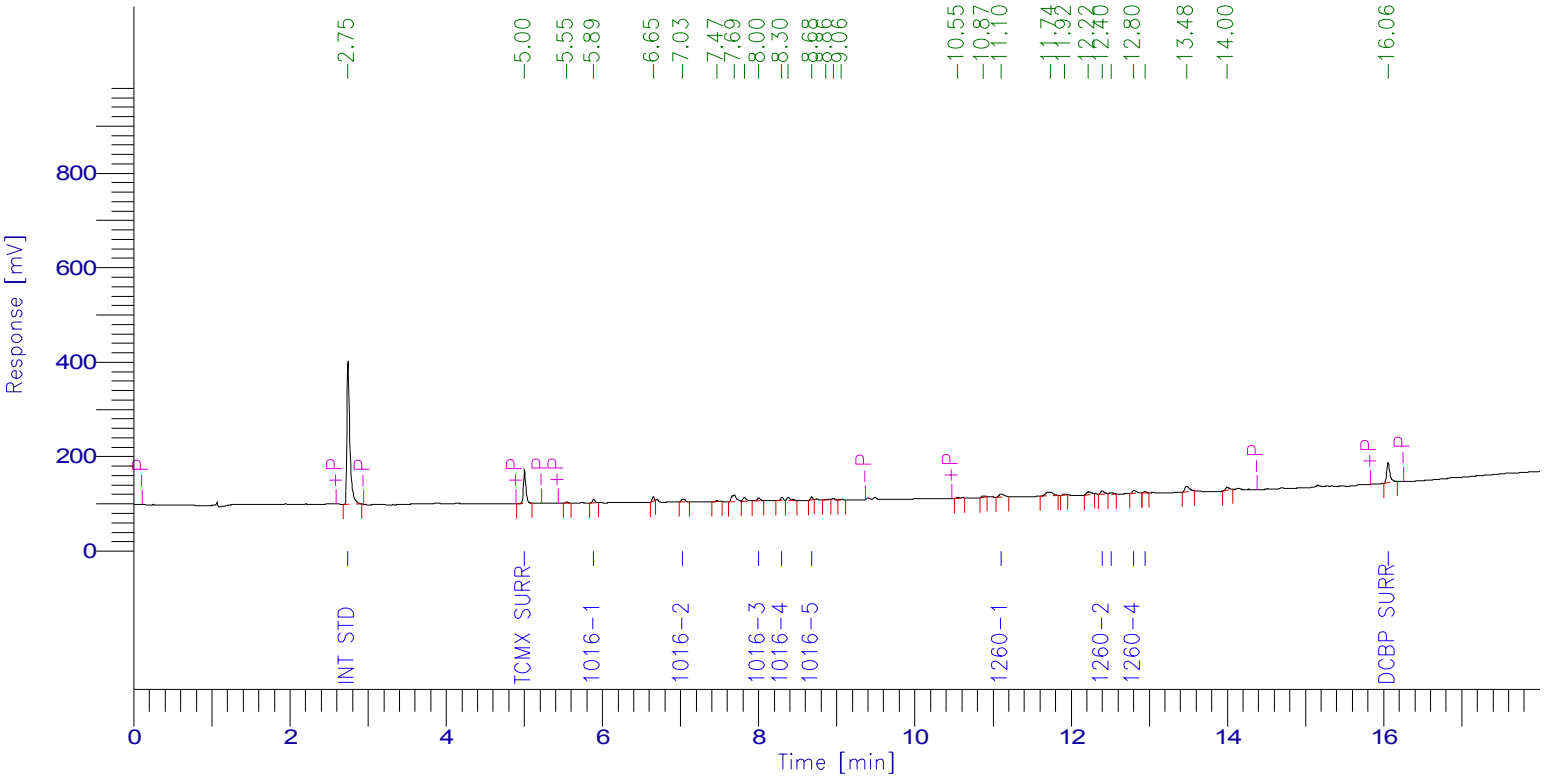

PCB Report

Time [min]	Component Name	Raw Amount	Area [µV·s]	Surrogate SM/WM	Surrogate QC / SL	Spike Rec Soils (%)	Spike Rec Water (%)
2.745	Int Std	100.0000	789896.80	250.0000	100.0000	40.0000	20.0000
5.004	TCMX SURR	12.0571	162644.69	30.1429	12.0571	4.8229	2.4114
5.888	1016-1	56.5601	17603.64	141.4003	56.5601	22.6241	11.3120
7.029	1016-2	58.4851	23399.88	146.2128	58.4851	23.3940	11.6970
8.003	1016-3	54.0158	17393.58	135.0395	54.0158	21.6063	10.8032
8.296	1016-4	65.1677	17956.21	162.9193	65.1677	26.0671	13.0335
8.678	1016-5	43.3389	13502.49	108.3471	43.3389	17.3355	8.6678
11.102	1260-1	43.5374	27924.56	108.8434	43.5374	17.4149	8.7075
12.396	1260-2	41.4521	23184.13	103.6302	41.4521	16.5808	8.2904
12.510	1260-3	34.2490	10252.29	85.6225	34.2490	13.6996	6.8498
12.803	1260-4	43.1373	25064.62	107.8431	43.1373	17.2549	8.6275
12.943	1260-5	29.3636	7376.69	73.4091	29.3636	11.7455	5.8727
16.056	DCBP SURR	11.6276	122801.30	29.0689	11.6276	4.6510	2.3255
		592.9917	1259000.86				

Client Id: Initial Calibration

Software Version: 4.1<1L22>
Date: 11/26/2019 06:17 AM
Sample Name : mix 50;54r
Data File : E:\TC2019\ECD1\11-NOV\N25B027.RAW Date: 11/25/2019 07:59 PM
Sequence File: E:\TC2019\ECD1\11-NOV\PCBSEQ.SEQ Cycle: 617 Channel : B
Instrument : AUTO_ECD1 Rack/Vial: 0/12 Operator:
Sample Amount : 1.0000 Dilution Factor : 1.00

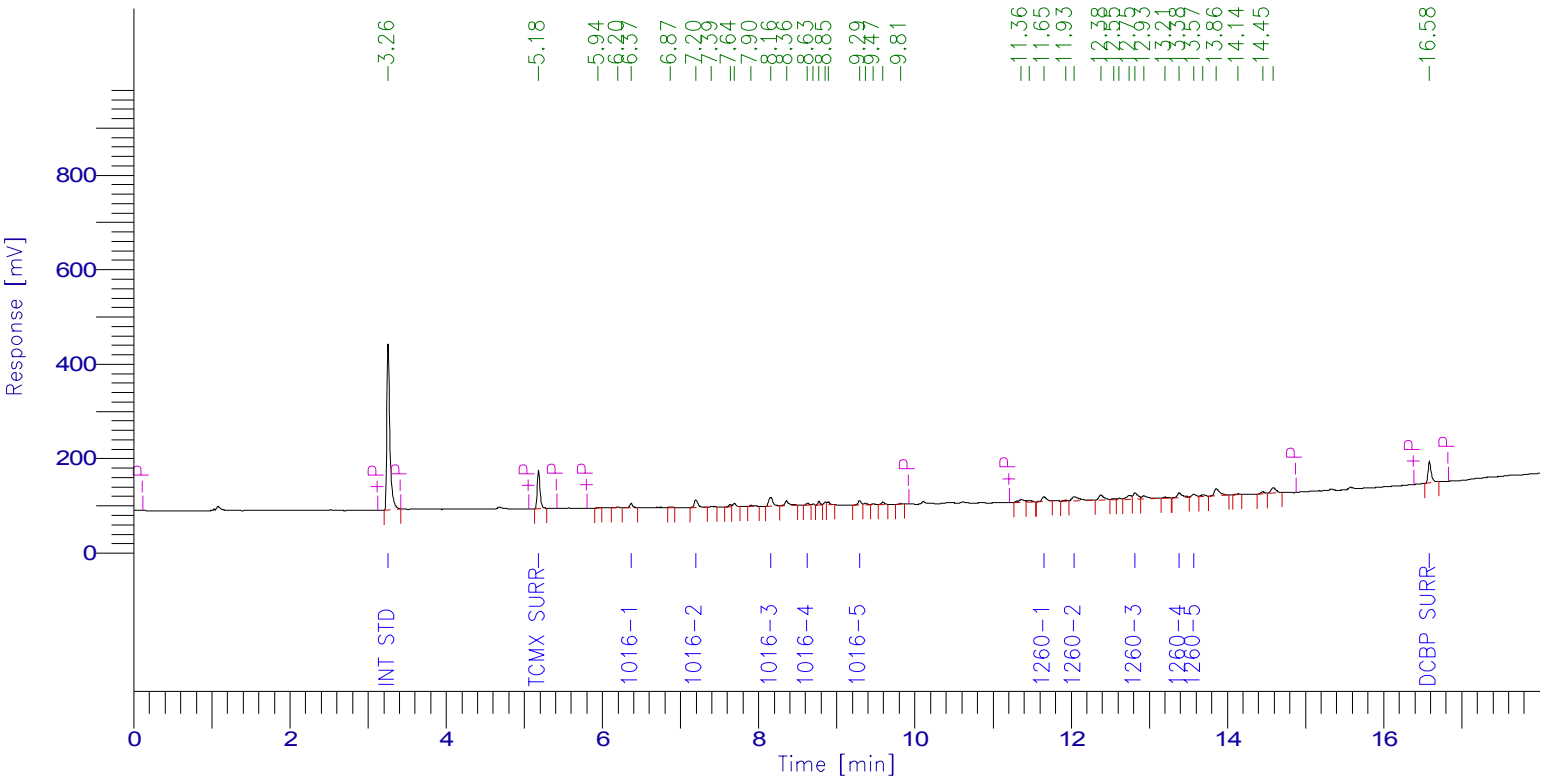

PCB Report

Time [min]	Component Name	Raw Amount	Area [µV·s]	Surrogate SM/WM	Surrogate QC / SL	Spike Rec Soils (%)	Spike Rec Water (%)
3.256	Int Std	100.0000	963983.84	250.0000	100.0000	40.0000	20.0000
5.182	TCMX SURR	12.3251	195455.38	30.8127	12.3251	4.9300	2.4650
6.367	1016-1	62.3174	24177.46	155.7936	62.3174	24.9270	12.4635
7.195	1016-2	64.3876	50503.59	160.9690	64.3876	25.7550	12.8775
8.156	1016-3	53.1459	68086.27	132.8648	53.1459	21.2584	10.6292
8.626	1016-4	45.2718	11812.04	113.1795	45.2718	18.1087	9.0544
9.290	1016-5	56.5849	22960.28	141.4622	56.5849	22.6340	11.3170
11.649	1260-1	50.8289	39112.74	127.0722	50.8289	20.3316	10.1658
12.037	1260-2	58.4806	53552.61	146.2015	58.4806	23.3922	11.6961
12.819	1260-3	64.4823	54286.49	161.2056	64.4823	25.7929	12.8965
13.382	1260-4	56.9265	41742.23	142.3163	56.9265	22.7706	11.3853
13.569	1260-5	55.2661	20374.07	138.1653	55.2661	22.1064	11.0532
16.584	DCBP SURR	11.3542	133698.27	28.3855	11.3542	4.5417	2.2708
		691.3713	1679745.26				

6D
PCB INITIAL CALIBRATION OF SINGLE COMPONENT ANALYTES

Lab Name: Phoenix Environmental Client: NETC

Lab Code: Phoenix Case No.: SAS No.: SDG No.: GCE67556

Instrument ID: ECD24

GC Col A: RTX-440 ID: 0.32 (mm) Date(s) Analyzed: 11/25/19 11/25/19

Method File: PC1125AI

COMPOUND	RT OF STANDARDS			MEAN	RT WINDOW	
	LOW N25A019	MID N25A017	HIGH N25A015	RT	FROM	TO
Aroclor 1016-1	5.48	5.48	5.48	5.48	5.43	5.53
Aroclor 1016-2	7.35	7.36	7.35	7.35	7.30	7.40
Aroclor 1016-3	7.54	7.54	7.53	7.54	7.49	7.59
Aroclor 1016-4	7.83	7.83	7.82	7.83	7.78	7.88
Aroclor 1016-5	8.20	8.21	8.20	8.20	8.15	8.25
Aroclor 1260-1	10.56	10.57	10.56	10.56	10.50	10.64
Aroclor 1260-2	11.35	11.35	11.34	11.35	11.28	11.42
Aroclor 1260-3	11.84	11.85	11.84	11.84	11.77	11.91
Aroclor 1260-4	11.95	11.96	11.95	11.95	11.88	12.02
Aroclor 1260-5	12.38	12.39	12.38	12.38	12.31	12.45
Decachlorobiphenyl	15.50	15.51	15.50	15.50	15.40	15.60
Tetrachloro-m-xylene	4.63	4.63	4.63	4.63	4.58	4.68

Retention time windows are ± 0.05 minutes for all compounds that elute
Retention time windows are ± 0.05 minutes for all compounds that elute
before Aroclor 1260-1, ± 0.07 minutes for all other compounds,
except ± 0.10 minutes for Decachlorobiphenyl.

FORM VI PCB

6D
PCB INITIAL CALIBRATION OF SINGLE COMPONENT ANALYTES

Lab Name: Phoenix Environmental Client: NETC

Lab Code: Phoenix Case No.: SAS No.: SDG No.: GCE67556

Instrument ID: ECD24

GC Col B: RXI-35SI ID: 0.32 (mm) Date(s) Analyzed: 11/25/19 11/25/19

Method File: PC1125BI

COMPOUND	RT OF STANDARDS			MEAN	RT WINDOW	
	LOW N25B019	MID N25B017	HIGH N25B015	RT	FROM	TO
Aroclor 1016-1	5.97	5.98	5.97	5.97	5.92	6.02
Aroclor 1016-2	6.77	6.78	6.77	6.77	6.72	6.82
Aroclor 1016-3	7.70	7.70	7.69	7.70	7.65	7.75
Aroclor 1016-4	8.15	8.16	8.15	8.15	8.10	8.20
Aroclor 1016-5	8.81	8.81	8.80	8.81	8.76	8.86
Aroclor 1260-1	11.09	11.10	11.09	11.09	11.02	11.16
Aroclor 1260-2	12.15	12.16	12.14	12.15	12.08	12.22
Aroclor 1260-3	12.24	12.25	12.24	12.24	12.17	12.31
Aroclor 1260-4	12.35	12.35	12.34	12.35	12.28	12.42
Aroclor 1260-5	12.80	12.81	12.80	12.80	12.73	12.87
Decachlorobiphenyl	15.99	15.99	15.98	15.99	15.89	16.09
Tetrachloro-m-xylene	4.84	4.85	4.84	4.84	4.79	4.89

Retention time windows are ± 0.05 minutes for all compounds that elute
Retention time windows are ± 0.05 minutes for all compounds that elute
before Aroclor 1260-1, ± 0.07 minutes for all other compounds,
except ± 0.10 minutes for Decachlorobiphenyl.

FORM VI PCB

6E

PCB INITIAL CALIBRATION OF SINGLE COMPONENT ANALYTES (FACTORS)

Lab Name: Phoenix Environmental Client: NETC

Lab Code: Phoenix Case No.: SAS No.: SDG No.: GCE67556

Instr ID: ECD24 Levels: 8

GC Col A: ID: (mm) Analysis Dates: 11/25/19 - 11/25/19

Method File: PC1125AI

CALIBRATION FACTORS

COMPOUND	Level 1 N25A020	Level 2 N25A019	Level 3 N25A018	Level 4 N25A017	Level 5 N25A016	Level 6 N25A015	Level 7 N25A014	Level 8 N25A021	MEAN	%RSD	*
Aroclor 1016-1	0.033	0.032	0.031	0.031	0.029	0.029	0.029	0.034	0.031	6.25	
Aroclor 1016-2	0.058	0.053	0.050	0.048	0.046	0.047	0.045	0.061	0.051	11.14	
Aroclor 1016-3	0.046	0.043	0.041	0.040	0.039	0.039	0.037	0.051	0.042	11.20	
Aroclor 1016-4	0.029	0.030	0.028	0.027	0.026	0.025	0.024	0.036	0.028	14.20	
Aroclor 1016-5	0.039	0.039	0.037	0.036	0.035	0.034	0.033	0.035	0.036	6.24	
Aroclor 1260-1	0.083	0.078	0.073	0.069	0.066	0.065	0.062	0.090	0.073	13.47	
Aroclor 1260-2	0.054	0.052	0.050	0.048	0.047	0.047	0.045	0.057	0.050	8.25	
Aroclor 1260-3	0.083	0.081	0.078	0.075	0.073	0.071	0.069	0.090	0.078	9.19	
Aroclor 1260-4	0.040	0.042	0.042	0.040	0.040	0.039	0.038	0.041	0.040	2.65	
Aroclor 1260-5	0.037	0.036	0.035	0.033	0.033	0.032	0.031	0.037	0.034	6.65	
Decachlorobiphenyl	1.755	1.512	1.518	1.413	1.431	1.393	1.349	1.936	1.538	13.23	
Tetrachloro-m-xylene	1.687	1.501	1.473	1.467	1.415	1.395	1.358	1.860	1.520	11.18	

%RSD must be less than or equal 20.0% for all compounds. (*) Criteria exceeded.

FORM VI PCB

6E

PCB INITIAL CALIBRATION OF SINGLE COMPONENT ANALYTES (FACTORS)

Lab Name: Phoenix Environmental Client: NETC

Lab Code: Phoenix Case No.: SAS No.: SDG No.: GCE67556

Instr ID: ECD24 Levels: 8

GC Col B: ID: (mm) Analysis Dates: 11/25/19 - 11/25/19

Method File: PC1125BI

CALIBRATION FACTORS

COMPOUND	Level 1 N25B020	Level 2 N25B019	Level 3 N25B018	Level 4 N25B017	Level 5 N25B016	Level 6 N25B015	Level 7 N25B014	Level 8 N25B021	MEAN	%RSD	*
Aroclor 1016-1	0.033	0.032	0.029	0.028	0.027	0.026	0.025	0.038	0.030	13.94	
Aroclor 1016-2	0.063	0.058	0.053	0.051	0.047	0.046	0.043	0.073	0.054	18.27	
Aroclor 1016-3	0.132	0.121	0.111	0.104	0.098	0.094	0.090		0.107	14.21	
Aroclor 1016-4	0.040	0.036	0.033	0.032	0.030	0.029	0.028		0.033	12.77	
Aroclor 1016-5	0.039	0.035	0.034	0.032	0.030	0.029	0.028	0.045	0.034	16.67	
Aroclor 1260-1	0.055	0.054	0.050	0.049	0.048	0.045	0.043	0.056	0.050	9.03	
Aroclor 1260-2	0.121	0.114	0.103	0.097	0.095	0.091	0.088	0.138	0.106	16.25	
Aroclor 1260-3	0.108	0.101	0.091	0.085	0.084	0.080	0.077	0.125	0.094	17.47	
Aroclor 1260-4	0.063	0.059	0.049	0.045	0.045	0.043	0.041		0.049	16.93	
Aroclor 1260-5	0.087	0.094	0.081	0.072	0.070	0.067	0.064		0.076	14.64	
Decachlorobiphenyl	1.847	1.559	1.576	1.455	1.473	1.400	1.361		1.525	10.63	
Tetrachloro-m-xylene	1.517	1.349	1.306	1.296	1.241	1.191	1.157	1.736	1.349	14.19	

%RSD must be less than or equal 20.0% for all compounds. (*) Criteria exceeded.

FORM VI PCB

Turbochrom Method File : E:\TC2019\ECD24\11-NOV\PC1125AI.MTH
Created by : AM on : 11/25/2019 08:06 PM
Edited by : e on : 11/26/2019 06:34 AM
Description :

Number of Times Edited : 2
Number of Times Calibrated : 4910

Instrument Conditions :
Au-8 PCBs

Instrument Control Method:
Instrument name : AUTO_ECD24

Interface Parameters :
Delay Time : 0.00 min.
Run Time : 18.00 min.
Sampling Rate : 6.2500 pts/s
Interface Type : 9092
Analog Voltage Input : 1000 mV
Data will be collected from both channels

Timed Events:
There are no timed events in the method

Real Time Plot Parameters :
Channel A -- Pages: 1 Offset: 0.000 mV Scale: 1000.000 mV
Channel B -- Pages: 1 Offset: 0.000 mV Scale: 1000.000 mV

Processing Parameters :
Bunch Factor : 1 points
Noise Threshold : 188 µV
Area Threshold : 940.00 µV

Peak Separation Criteria
Width Ratio : 0.200
Valley-to-Peak Ratio : 0.010

Exponential Skim Criteria
Peak Height Ratio : 5.000
Adjusted Height Ratio : 4.000
Valley Height Ratio : 3.000

Baseline Timed Events :
Event #1 - -P at 0.058
Event #2 - +P at 2.324
Event #3 - -P at 2.681
Event #4 - +P at 4.470
Event #5 - -P at 4.824
Event #6 - +P at 5.017
Event #7 - -P at 8.685
Event #8 - +P at 9.793
Event #9 - -P at 13.816

Event #10 - +P at 15.295
Event #11 - -P at 15.723

Annotated Replot Parameters :
No replot will be printed

Report Format files :
No report format files given

User Programs :
No user programs will be executed

Global Information :
Default Sample Volume : 1.000 ul
Quantitation Units :
Void Time : 0.000 min
Correct amounts during calibration : NO
Reject outliers during calibration : NO
An Internal Standard calibration will be used
Unknown peaks will be quantitated using a response factor of 1.000000

Component Information :
Int Std
Component Type : Single Peak Component
Retention Time : 2.494 min Search Window: 1.00 s, 1.00 %
Reference Component:
Find peak closest to expected RT in window
Internal Standard :
Use Average Calibration Factor (Area ratio / Amount ratio)
User Values:
Label :
Value 1: 0.000000
Value 2: 0.000000
Value 3: 0.000000
Value 4: 0.000000
Value 5: 0.000000
Calibration Levels:

Level Name	Amount	Area	Height	ISTD Resp.	ISTD Amt.	# Replicates
0.5	100.0000	690391.52	319485.39	1.0000	1.0000	1
1	100.0000	706901.92	318748.49	1.0000	1.0000	1
2	100.0000	703260.80	293179.26	1.0000	1.0000	1
3	100.0000	680351.52	288833.73	1.0000	1.0000	1
4	100.0000	686834.88	290684.17	1.0000	1.0000	1
5	100.0000	700828.32	299413.21	1.0000	1.0000	1
6	100.0000	704378.72	309992.62	1.0000	1.0000	1
7	100.0000	701642.40	312400.60	1.0000	1.0000	1

Average Calibration Factor = 1.000000 (%RSD = 0.00)

TCMX SURR
Component Type : Single Peak Component
Retention Time : 4.630 min Search Window: 3.50 s, 1.00 %
Reference Component:
Find peak closest to expected RT in window
Internal Standard : Int Std
Use Average Calibration Factor (Area ratio / Amount ratio)
User Values:
Label :

Value 1: 0.000000
Value 2: 0.000000
Value 3: 0.000000
Value 4: 0.000000
Value 5: 0.000000

Calibration Levels:

Level Name	Amount	Area	Height	ISTD Resp.	ISTD Amt.	# Replicates
0.5	10.0000	128432.88	59061.22	0.1860	0.1000	1
1	20.0000	238544.08	108729.36	0.3375	0.2000	1
2	40.0000	422212.96	179458.95	0.6004	0.4000	1
3	60.0000	601486.56	254857.67	0.8841	0.6000	1
4	80.0000	806089.28	339055.52	1.1736	0.8000	1
5	100.0000	991408.88	421865.45	1.4146	1.0000	1
6	120.0000	1179457.20	499355.08	1.6745	1.2000	1
7	140.0000	1334015.52	559957.07	1.9013	1.4000	1

Average Calibration Factor = 1.519628 (%RSD = 11.18)

1016-1

Component Type : Single Peak Component
Retention Time : 5.479 min Search Window: 1.00 s, 1.00 %
Reference Component:
Find peak closest to expected RT in window
Internal Standard : Int Std
Use Average Calibration Factor (Area ratio / Amount ratio)
User Values:
Label :
Value 1: 0.000000
Value 2: 0.000000
Value 3: 0.000000
Value 4: 0.000000
Value 5: 0.000000

Calibration Levels:

Level Name	Amount	Area	Height	ISTD Resp.	ISTD Amt.	# Replicates
0.5	50.0000	11875.20	5779.36	0.0172	0.5000	1
1	100.0000	23419.52	11067.94	0.0331	1.0000	1
2	200.0000	45150.88	20064.25	0.0642	2.0000	1
3	400.0000	84369.60	36756.80	0.1240	4.0000	1
4	600.0000	126386.24	53865.55	0.1840	6.0000	1
5	800.0000	165156.96	71027.03	0.2357	8.0000	1
6	1000.0000	207569.76	90691.74	0.2947	10.0000	1
7	1200.0000	243171.84	103739.25	0.3466	12.0000	1

Average Calibration Factor = 0.031139 (%RSD = 6.25)

1016-2

Component Type : Single Peak Component
Retention Time : 7.354 min Search Window: 1.00 s, 1.00 %
Reference Component: 1016-1
Find peak closest to expected RT in window
Internal Standard : Int Std
Use Average Calibration Factor (Area ratio / Amount ratio)
User Values:
Label :
Value 1: 0.000000
Value 2: 0.000000
Value 3: 0.000000
Value 4: 0.000000
Value 5: 0.000000

Calibration Levels:

Level Name	Amount	Area	Height	ISTD Resp.	ISTD Amt.	# Replicates
0.5	50.0000	20977.52	8839.83	0.0304	0.5000	1

1	100.0000	40776.00	16682.33	0.0577	1.0000	1
2	200.0000	74832.40	30252.05	0.1064	2.0000	1
3	400.0000	137189.17	54805.02	0.2016	4.0000	1
4	600.0000	198618.79	79001.60	0.2892	6.0000	1
5	800.0000	259207.63	102928.03	0.3699	8.0000	1
6	1000.0000	330896.75	130856.67	0.4698	10.0000	1
7	1200.0000	379877.16	148679.26	0.5414	12.0000	1

Average Calibration Factor = 0.051074 (%RSD = 11.14)

1016-3

Component Type : Single Peak Component
Retention Time : 7.539 min Search Window: 1.00 s, 1.00 %
Reference Component: 1016-1
Find peak closest to expected RT in window
Internal Standard : Int Std
Use Average Calibration Factor (Area ratio / Amount ratio)
User Values:
Label :
Value 1: 0.000000
Value 2: 0.000000
Value 3: 0.000000
Value 4: 0.000000
Value 5: 0.000000
Calibration Levels:

Level Name	Amount	Area	Height	ISTD Resp.	ISTD Amt.	# Replicates
0.5	50.0000	17754.64	8075.65	0.0257	0.5000	1
1	100.0000	32746.56	14655.71	0.0463	1.0000	1
2	200.0000	61172.56	26843.77	0.0870	2.0000	1
3	400.0000	111897.44	48440.84	0.1645	4.0000	1
4	600.0000	165732.96	71429.10	0.2413	6.0000	1
5	800.0000	216915.44	92674.45	0.3095	8.0000	1
6	1000.0000	274956.92	116319.58	0.3904	10.0000	1
7	1200.0000	313229.96	132364.84	0.4464	12.0000	1

Average Calibration Factor = 0.042189 (%RSD = 11.20)

1016-4

Component Type : Single Peak Component
Retention Time : 7.830 min Search Window: 1.00 s, 1.00 %
Reference Component: 1016-1
Find peak closest to expected RT in window
Internal Standard : Int Std
Use Average Calibration Factor (Area ratio / Amount ratio)
User Values:
Label :
Value 1: 0.000000
Value 2: 0.000000
Value 3: 0.000000
Value 4: 0.000000
Value 5: 0.000000
Calibration Levels:

Level Name	Amount	Area	Height	ISTD Resp.	ISTD Amt.	# Replicates
0.5	50.0000	12580.48	5529.10	0.0182	0.5000	1
1	100.0000	20524.16	9261.38	0.0290	1.0000	1
2	200.0000	41732.95	17872.18	0.0593	2.0000	1
3	400.0000	75522.08	30852.98	0.1110	4.0000	1
4	600.0000	109866.14	45958.46	0.1600	6.0000	1
5	800.0000	143554.71	60077.76	0.2048	8.0000	1
6	1000.0000	175099.78	73577.68	0.2486	10.0000	1
7	1200.0000	200208.31	85113.08	0.2853	12.0000	1

Average Calibration Factor = 0.027975 (%RSD = 14.20)

1016-5

Component Type : Single Peak Component
Retention Time : 8.203 min Search Window: 1.00 s, 1.00 %
Reference Component: 1016-1
Find peak closest to expected RT in window
Internal Standard : Int Std
Use Average Calibration Factor (Area ratio / Amount ratio)
User Values:
Label :
Value 1: 0.000000
Value 2: 0.000000
Value 3: 0.000000
Value 4: 0.000000
Value 5: 0.000000
Calibration Levels:

Level Name	Amount	Area	Height	ISTD Resp.	ISTD Amt.	# Replicates
0.5	50.0000	12136.48	5996.22	0.0176	0.5000	1
1	100.0000	27320.82	12010.23	0.0386	1.0000	1
2	200.0000	54422.20	22741.25	0.0774	2.0000	1
3	400.0000	101425.67	41615.10	0.1491	4.0000	1
4	600.0000	148873.78	60792.47	0.2168	6.0000	1
5	800.0000	193640.45	79836.29	0.2763	8.0000	1
6	1000.0000	238447.04	97811.44	0.3385	10.0000	1
7	1200.0000	274185.57	113001.72	0.3908	12.0000	1

Average Calibration Factor = 0.035856 (%RSD = 6.24)

1260-1
Component Type : Single Peak Component
Retention Time : 10.566 min Search Window: 0.50 s, 0.50 %
Reference Component:
Find peak closest to expected RT in window
Internal Standard : Int Std
Use Average Calibration Factor (Area ratio / Amount ratio)
User Values:
Label :
Value 1: 0.000000
Value 2: 0.000000
Value 3: 0.000000
Value 4: 0.000000
Value 5: 0.000000
Calibration Levels:

Level Name	Amount	Area	Height	ISTD Resp.	ISTD Amt.	# Replicates
0.5	50.0000	31238.72	13920.58	0.0452	0.5000	1
1	100.0000	58840.96	25326.97	0.0832	1.0000	1
2	200.0000	109102.40	46242.14	0.1551	2.0000	1
3	400.0000	197917.92	82999.74	0.2909	4.0000	1
4	600.0000	283426.32	116871.58	0.4127	6.0000	1
5	800.0000	370949.76	154171.01	0.5293	8.0000	1
6	1000.0000	456048.65	186942.21	0.6474	10.0000	1
7	1200.0000	523550.72	212383.70	0.7462	12.0000	1

Average Calibration Factor = 0.073237 (%RSD = 13.47)

1260-2
Component Type : Single Peak Component
Retention Time : 11.350 min Search Window: 0.50 s, 0.50 %
Reference Component: 1260-1
Find peak closest to expected RT in window
Internal Standard : Int Std
Use Average Calibration Factor (Area ratio / Amount ratio)
User Values:
Label :

Value 1: 0.000000
Value 2: 0.000000
Value 3: 0.000000
Value 4: 0.000000
Value 5: 0.000000

Calibration Levels:

Level Name	Amount	Area	Height	ISTD Resp.	ISTD Amt.	# Replicates
0.5	50.0000	19629.92	7646.70	0.0284	0.5000	1
1	100.0000	38305.76	14649.68	0.0542	1.0000	1
2	200.0000	73740.84	27645.16	0.1049	2.0000	1
3	400.0000	136178.72	49817.00	0.2002	4.0000	1
4	600.0000	196453.60	72571.19	0.2860	6.0000	1
5	800.0000	264457.92	97849.42	0.3774	8.0000	1
6	1000.0000	328707.60	120146.00	0.4667	10.0000	1
7	1200.0000	379685.20	139061.54	0.5411	12.0000	1

Average Calibration Factor = 0.050015 (%RSD = 8.25)

1260-3

Component Type : Single Peak Component
Retention Time : 11.844 min Search Window: 0.50 s, 0.50 %
Reference Component: 1260-1
Find peak closest to expected RT in window
Internal Standard : Int Std
Use Average Calibration Factor (Area ratio / Amount ratio)
User Values:
Label :
Value 1: 0.000000
Value 2: 0.000000
Value 3: 0.000000
Value 4: 0.000000
Value 5: 0.000000

Calibration Levels:

Level Name	Amount	Area	Height	ISTD Resp.	ISTD Amt.	# Replicates
0.5	50.0000	31194.24	13959.07	0.0452	0.5000	1
1	100.0000	58793.52	25970.42	0.0832	1.0000	1
2	200.0000	114290.67	49192.21	0.1625	2.0000	1
3	400.0000	211366.14	90501.15	0.3107	4.0000	1
4	600.0000	309311.60	128160.51	0.4503	6.0000	1
5	800.0000	408234.17	171183.99	0.5825	8.0000	1
6	1000.0000	501354.75	207603.87	0.7118	10.0000	1
7	1200.0000	579261.79	238911.74	0.8256	12.0000	1

Average Calibration Factor = 0.077539 (%RSD = 9.19)

1260-4

Component Type : Single Peak Component
Retention Time : 11.951 min Search Window: 0.50 s, 0.70 %
Reference Component: 1260-1
Find peak closest to expected RT in window
Internal Standard : Int Std
Use Average Calibration Factor (Area ratio / Amount ratio)
User Values:
Label :
Value 1: 0.000000
Value 2: 0.000000
Value 3: 0.000000
Value 4: 0.000000
Value 5: 0.000000

Calibration Levels:

Level Name	Amount	Area	Height	ISTD Resp.	ISTD Amt.	# Replicates
0.5	50.0000	14017.52	6702.55	0.0203	0.5000	1

1	100.0000	28388.72	12935.60	0.0402	1.0000	1
2	200.0000	58429.00	25737.06	0.0831	2.0000	1
3	400.0000	112999.55	48832.92	0.1661	4.0000	1
4	600.0000	166539.99	68987.08	0.2425	6.0000	1
5	800.0000	225373.20	94978.63	0.3216	8.0000	1
6	1000.0000	278032.41	116198.82	0.3947	10.0000	1
7	1200.0000	322163.94	137783.49	0.4592	12.0000	1

Average Calibration Factor = 0.040272 (%RSD = 2.65)

1260-5

Component Type : Single Peak Component
Retention Time : 12.386 min Search Window: 0.50 s, 0.70 %
Reference Component: 1260-1
Find peak closest to expected RT in window
Internal Standard : Int Std
Use Average Calibration Factor (Area ratio / Amount ratio)
User Values:
Label :
Value 1: 0.000000
Value 2: 0.000000
Value 3: 0.000000
Value 4: 0.000000
Value 5: 0.000000
Calibration Levels:

Level Name	Amount	Area	Height	ISTD Resp.	ISTD Amt.	# Replicates
0.5	50.0000	12908.32	6054.49	0.0187	0.5000	1
1	100.0000	26020.16	11759.52	0.0368	1.0000	1
2	200.0000	50081.12	22532.28	0.0712	2.0000	1
3	400.0000	94297.48	41914.87	0.1386	4.0000	1
4	600.0000	134913.62	61195.84	0.1964	6.0000	1
5	800.0000	184406.48	80380.95	0.2631	8.0000	1
6	1000.0000	226790.05	99068.62	0.3220	10.0000	1
7	1200.0000	262595.28	113368.57	0.3743	12.0000	1

Average Calibration Factor = 0.034184 (%RSD = 6.65)

DCBP SURR

Component Type : Single Peak Component
Retention Time : 15.502 min Search Window: 1.00 s, 1.00 %
Reference Component:
Find peak closest to expected RT in window
Internal Standard : Int Std
Use Average Calibration Factor (Area ratio / Amount ratio)
User Values:
Label :
Value 1: 0.000000
Value 2: 0.000000
Value 3: 0.000000
Value 4: 0.000000
Value 5: 0.000000
Calibration Levels:

Level Name	Amount	Area	Height	ISTD Resp.	ISTD Amt.	# Replicates
0.5	10.0000	133626.24	55047.94	0.1936	0.1000	1
1	20.0000	248134.72	100805.06	0.3510	0.2000	1
2	40.0000	425205.28	174090.91	0.6046	0.4000	1
3	60.0000	619587.36	249586.60	0.9107	0.6000	1
4	80.0000	776358.72	309767.52	1.1303	0.8000	1
5	100.0000	1002976.64	398008.09	1.4311	1.0000	1
6	120.0000	1177562.56	460298.50	1.6718	1.2000	1
7	140.0000	1325608.32	520052.92	1.8893	1.4000	1

Average Calibration Factor = 1.538333 (%RSD = 13.23)

Calibration Replicate Lists:

Component: Int Std

Level : 0.5

Area	Height	Vol Adj Amt	ISTD Response	ISTD Amount	Date/Time	File
690391.52	319485.39	100.0000	1.0000	1.0000	11/26/2019 06:33 AM	GEDIT.RS

Level : 1

Area	Height	Vol Adj Amt	ISTD Response	ISTD Amount	Date/Time	File
706901.92	318748.49	100.0000	1.0000	1.0000	11/26/2019 06:33 AM	GEDIT.RS

Level : 2

Area	Height	Vol Adj Amt	ISTD Response	ISTD Amount	Date/Time	File
703260.80	293179.26	100.0000	1.0000	1.0000	11/26/2019 06:33 AM	GEDIT.RS

Level : 3

Area	Height	Vol Adj Amt	ISTD Response	ISTD Amount	Date/Time	File
680351.52	288833.73	100.0000	1.0000	1.0000	11/26/2019 06:33 AM	GEDIT.RS

Level : 4

Area	Height	Vol Adj Amt	ISTD Response	ISTD Amount	Date/Time	File
686834.88	290684.17	100.0000	1.0000	1.0000	11/26/2019 06:33 AM	GEDIT.RS

Level : 5

Area	Height	Vol Adj Amt	ISTD Response	ISTD Amount	Date/Time	File
700828.32	299413.21	100.0000	1.0000	1.0000	11/26/2019 06:33 AM	GEDIT.RS

Level : 6

Area	Height	Vol Adj Amt	ISTD Response	ISTD Amount	Date/Time	File
704378.72	309992.62	100.0000	1.0000	1.0000	11/26/2019 06:33 AM	GEDIT.RS

Level : 7

Area	Height	Vol Adj Amt	ISTD Response	ISTD Amount	Date/Time	File
701642.40	312400.60	100.0000	1.0000	1.0000	11/26/2019 06:33 AM	GEDIT.RS

Component: TCMX SURR

Level : 0.5

Area	Height	Vol Adj Amt	ISTD Response	ISTD Amount	Date/Time	File
128432.88	59061.22	10.0000	0.1860	0.1000	11/26/2019 06:33 AM	GEDIT.RS

Level : 1

Area	Height	Vol Adj Amt	ISTD Response	ISTD Amount	Date/Time	File
238544.08	108729.36	20.0000	0.3375	0.2000	11/26/2019 06:33 AM	GEDIT.RS

Level : 2

Area	Height	Vol Adj Amt	ISTD Response	ISTD Amount	Date/Time	File

422212.96	179458.95	40.0000	0.6004	0.4000	11/26/2019 06:33 AM	GEDIT.RS

Level : 3

Area	Height	Vol Adj Amt	ISTD Response	ISTD Amount	Date/Time	File
601486.56	254857.67	60.0000	0.8841	0.6000	11/26/2019 06:33 AM	GEDIT.RS

Level : 4

Area	Height	Vol Adj Amt	ISTD Response	ISTD Amount	Date/Time	File
806089.28	339055.52	80.0000	1.1736	0.8000	11/26/2019 06:33 AM	GEDIT.RS

Level : 5

Area	Height	Vol Adj Amt	ISTD Response	ISTD Amount	Date/Time	File
991408.88	421865.45	100.0000	1.4146	1.0000	11/26/2019 06:33 AM	GEDIT.RS

Level : 6

Area	Height	Vol Adj Amt	ISTD Response	ISTD Amount	Date/Time	File
1179457.20	499355.08	120.0000	1.6745	1.2000	11/26/2019 06:33 AM	GEDIT.RS

Level : 7

Area	Height	Vol Adj Amt	ISTD Response	ISTD Amount	Date/Time	File
1334015.52	559957.07	140.0000	1.9013	1.4000	11/26/2019 06:33 AM	GEDIT.RS

Component: 1016-1

Level : 0.5

Area	Height	Vol Adj Amt	ISTD Response	ISTD Amount	Date/Time	File
11875.20	5779.36	50.0000	0.0172	0.5000	11/26/2019 06:33 AM	GEDIT.RS

Level : 1

Area	Height	Vol Adj Amt	ISTD Response	ISTD Amount	Date/Time	File
23419.52	11067.94	100.0000	0.0331	1.0000	11/26/2019 06:33 AM	GEDIT.RS

Level : 2

Area	Height	Vol Adj Amt	ISTD Response	ISTD Amount	Date/Time	File
45150.88	20064.25	200.0000	0.0642	2.0000	11/26/2019 06:33 AM	GEDIT.RS

Level : 3

Area	Height	Vol Adj Amt	ISTD Response	ISTD Amount	Date/Time	File
84369.60	36756.80	400.0000	0.1240	4.0000	11/26/2019 06:33 AM	GEDIT.RS

Level : 4

Area	Height	Vol Adj Amt	ISTD Response	ISTD Amount	Date/Time	File
126386.24	53865.55	600.0000	0.1840	6.0000	11/26/2019 06:33 AM	GEDIT.RS

Level : 5

Area	Height	Vol Adj Amt	ISTD Response	ISTD Amount	Date/Time	File

165156.96	71027.03	800.0000	0.2357	8.0000	11/26/2019 06:33 AM	GEDIT.RS

Level : 6

Area	Height	Vol Adj Amt	ISTD Response	ISTD Amount	Date/Time	File
207569.76	90691.74	1000.0000	0.2947	10.0000	11/26/2019 06:33 AM	GEDIT.RS

Level : 7

Area	Height	Vol Adj Amt	ISTD Response	ISTD Amount	Date/Time	File
243171.84	103739.25	1200.0000	0.3466	12.0000	11/26/2019 06:33 AM	GEDIT.RS

Component: 1016-2

Level : 0.5

Area	Height	Vol Adj Amt	ISTD Response	ISTD Amount	Date/Time	File
20977.52	8839.83	50.0000	0.0304	0.5000	11/26/2019 06:33 AM	GEDIT.RS

Level : 1

Area	Height	Vol Adj Amt	ISTD Response	ISTD Amount	Date/Time	File
40776.00	16682.33	100.0000	0.0577	1.0000	11/26/2019 06:33 AM	GEDIT.RS

Level : 2

Area	Height	Vol Adj Amt	ISTD Response	ISTD Amount	Date/Time	File
74832.40	30252.05	200.0000	0.1064	2.0000	11/26/2019 06:33 AM	GEDIT.RS

Level : 3

Area	Height	Vol Adj Amt	ISTD Response	ISTD Amount	Date/Time	File
137189.17	54805.02	400.0000	0.2016	4.0000	11/26/2019 06:33 AM	GEDIT.RS

Level : 4

Area	Height	Vol Adj Amt	ISTD Response	ISTD Amount	Date/Time	File
198618.79	79001.60	600.0000	0.2892	6.0000	11/26/2019 06:33 AM	GEDIT.RS

Level : 5

Area	Height	Vol Adj Amt	ISTD Response	ISTD Amount	Date/Time	File
259207.63	102928.03	800.0000	0.3699	8.0000	11/26/2019 06:33 AM	GEDIT.RS

Level : 6

Area	Height	Vol Adj Amt	ISTD Response	ISTD Amount	Date/Time	File
330896.75	130856.67	1000.0000	0.4698	10.0000	11/26/2019 06:33 AM	GEDIT.RS

Level : 7

Area	Height	Vol Adj Amt	ISTD Response	ISTD Amount	Date/Time	File
379877.16	148679.26	1200.0000	0.5414	12.0000	11/26/2019 06:33 AM	GEDIT.RS

Component: 1016-3

Level : 0.5

Area	Height	Vol Adj Amt	ISTD Response	ISTD Amount	Date/Time	File
17754.64	8075.65	50.0000	0.0257	0.5000	11/26/2019 06:33 AM	GEDIT.RS

Level : 1

Area	Height	Vol Adj Amt	ISTD Response	ISTD Amount	Date/Time	File
32746.56	14655.71	100.0000	0.0463	1.0000	11/26/2019 06:33 AM	GEDIT.RS

Level : 2

Area	Height	Vol Adj Amt	ISTD Response	ISTD Amount	Date/Time	File
61172.56	26843.77	200.0000	0.0870	2.0000	11/26/2019 06:33 AM	GEDIT.RS

Level : 3

Area	Height	Vol Adj Amt	ISTD Response	ISTD Amount	Date/Time	File
111897.44	48440.84	400.0000	0.1645	4.0000	11/26/2019 06:33 AM	GEDIT.RS

Level : 4

Area	Height	Vol Adj Amt	ISTD Response	ISTD Amount	Date/Time	File
165732.96	71429.10	600.0000	0.2413	6.0000	11/26/2019 06:33 AM	GEDIT.RS

Level : 5

Area	Height	Vol Adj Amt	ISTD Response	ISTD Amount	Date/Time	File
216915.44	92674.45	800.0000	0.3095	8.0000	11/26/2019 06:33 AM	GEDIT.RS

Level : 6

Area	Height	Vol Adj Amt	ISTD Response	ISTD Amount	Date/Time	File
274956.92	116319.58	1000.0000	0.3904	10.0000	11/26/2019 06:33 AM	GEDIT.RS

Level : 7

Area	Height	Vol Adj Amt	ISTD Response	ISTD Amount	Date/Time	File
313229.96	132364.84	1200.0000	0.4464	12.0000	11/26/2019 06:33 AM	GEDIT.RS

Component: 1016-4

Level : 0.5

Area	Height	Vol Adj Amt	ISTD Response	ISTD Amount	Date/Time	File
12580.48	5529.10	50.0000	0.0182	0.5000	11/26/2019 06:33 AM	GEDIT.RS

Level : 1

Area	Height	Vol Adj Amt	ISTD Response	ISTD Amount	Date/Time	File
20524.16	9261.38	100.0000	0.0290	1.0000	11/26/2019 06:33 AM	GEDIT.RS

Level : 2

Area	Height	Vol Adj Amt	ISTD Response	ISTD Amount	Date/Time	File
41732.85	17872.18	200.0000	0.0593	2.0000	11/26/2019 06:33 AM	GEDIT.RS

Level : 3

Area	Height	Vol Adj Amt	ISTD Response	ISTD Amount	Date/Time	File
75522.08	30852.98	400.0000	0.1110	4.0000	11/26/2019 06:33 AM	GEDIT.RS

Level : 4

Area	Height	Vol Adj Amt	ISTD Response	ISTD Amount	Date/Time	File
109866.14	45958.46	600.0000	0.1600	6.0000	11/26/2019 06:33 AM	GEDIT.RS

Level : 5

Area	Height	Vol Adj Amt	ISTD Response	ISTD Amount	Date/Time	File
143554.71	60077.76	800.0000	0.2048	8.0000	11/26/2019 06:33 AM	GEDIT.RS

Level : 6

Area	Height	Vol Adj Amt	ISTD Response	ISTD Amount	Date/Time	File
175099.78	73577.68	1000.0000	0.2486	10.0000	11/26/2019 06:33 AM	GEDIT.RS

Level : 7

Area	Height	Vol Adj Amt	ISTD Response	ISTD Amount	Date/Time	File
200208.31	85113.08	1200.0000	0.2853	12.0000	11/26/2019 06:33 AM	GEDIT.RS

Component: 1016-5

Level : 0.5

Area	Height	Vol Adj Amt	ISTD Response	ISTD Amount	Date/Time	File
12136.48	5996.22	50.0000	0.0176	0.5000	11/26/2019 06:33 AM	GEDIT.RS

Level : 1

Area	Height	Vol Adj Amt	ISTD Response	ISTD Amount	Date/Time	File
27320.82	12010.23	100.0000	0.0386	1.0000	11/26/2019 06:33 AM	GEDIT.RS

Level : 2

Area	Height	Vol Adj Amt	ISTD Response	ISTD Amount	Date/Time	File
54422.20	22741.25	200.0000	0.0774	2.0000	11/26/2019 06:33 AM	GEDIT.RS

Level : 3

Area	Height	Vol Adj Amt	ISTD Response	ISTD Amount	Date/Time	File
101425.67	41615.10	400.0000	0.1491	4.0000	11/26/2019 06:33 AM	GEDIT.RS

Level : 4

Area	Height	Vol Adj Amt	ISTD Response	ISTD Amount	Date/Time	File
148873.78	60792.47	600.0000	0.2168	6.0000	11/26/2019 06:33 AM	GEDIT.RS

Level : 5

Area	Height	Vol Adj Amt	ISTD Response	ISTD Amount	Date/Time	File
193640.45	79836.29	800.0000	0.2763	8.0000	11/26/2019 06:33 AM	GEDIT.RS

Level : 6

Area	Height	Vol Adj Amt	ISTD Response	ISTD Amount	Date/Time	File
238447.04	97811.44	1000.0000	0.3385	10.0000	11/26/2019 06:33 AM	GEDIT.RS

Level : 7

Area	Height	Vol Adj Amt	ISTD Response	ISTD Amount	Date/Time	File
274185.57	113001.72	1200.0000	0.3908	12.0000	11/26/2019 06:33 AM	GEDIT.RS

Component: 1260-1

Level : 0.5

Area	Height	Vol Adj Amt	ISTD Response	ISTD Amount	Date/Time	File
31238.72	13920.58	50.0000	0.0452	0.5000	11/26/2019 06:33 AM	GEDIT.RS

Level : 1

Area	Height	Vol Adj Amt	ISTD Response	ISTD Amount	Date/Time	File
58840.96	25326.97	100.0000	0.0832	1.0000	11/26/2019 06:33 AM	GEDIT.RS

Level : 2

Area	Height	Vol Adj Amt	ISTD Response	ISTD Amount	Date/Time	File
109102.40	46242.14	200.0000	0.1551	2.0000	11/26/2019 06:33 AM	GEDIT.RS

Level : 3

Area	Height	Vol Adj Amt	ISTD Response	ISTD Amount	Date/Time	File
197917.92	82999.74	400.0000	0.2909	4.0000	11/26/2019 06:33 AM	GEDIT.RS

Level : 4

Area	Height	Vol Adj Amt	ISTD Response	ISTD Amount	Date/Time	File
283426.32	116871.58	600.0000	0.4127	6.0000	11/26/2019 06:33 AM	GEDIT.RS

Level : 5

Area	Height	Vol Adj Amt	ISTD Response	ISTD Amount	Date/Time	File
370949.76	154171.01	800.0000	0.5293	8.0000	11/26/2019 06:33 AM	GEDIT.RS

Level : 6

Area	Height	Vol Adj Amt	ISTD Response	ISTD Amount	Date/Time	File
456048.65	186942.21	1000.0000	0.6474	10.0000	11/26/2019 06:33 AM	GEDIT.RS

Level : 7

Area	Height	Vol Adj Amt	ISTD Response	ISTD Amount	Date/Time	File
523550.72	212383.70	1200.0000	0.7462	12.0000	11/26/2019 06:33 AM	GEDIT.RS

Component: 1260-2

Level : 0.5

Area	Height	Vol Adj Amt	ISTD Response	ISTD Amount	Date/Time	File
19629.92	7646.70	50.0000	0.0284	0.5000	11/26/2019 06:33 AM	GEDIT.RS

Level : 1

Area	Height	Vol Adj Amt	ISTD Response	ISTD Amount	Date/Time	File
38305.76	14649.68	100.0000	0.0542	1.0000	11/26/2019 06:33 AM	GEDIT.RS

Level : 2

Area	Height	Vol Adj Amt	ISTD Response	ISTD Amount	Date/Time	File
73740.84	27645.16	200.0000	0.1049	2.0000	11/26/2019 06:33 AM	GEDIT.RS

Level : 3

Area	Height	Vol Adj Amt	ISTD Response	ISTD Amount	Date/Time	File
136178.72	49817.00	400.0000	0.2002	4.0000	11/26/2019 06:33 AM	GEDIT.RS

Level : 4

Area	Height	Vol Adj Amt	ISTD Response	ISTD Amount	Date/Time	File
196453.60	72571.19	600.0000	0.2860	6.0000	11/26/2019 06:33 AM	GEDIT.RS

Level : 5

Area	Height	Vol Adj Amt	ISTD Response	ISTD Amount	Date/Time	File
264457.92	97849.42	800.0000	0.3774	8.0000	11/26/2019 06:33 AM	GEDIT.RS

Level : 6

Area	Height	Vol Adj Amt	ISTD Response	ISTD Amount	Date/Time	File
328707.60	120146.00	1000.0000	0.4667	10.0000	11/26/2019 06:33 AM	GEDIT.RS

Level : 7

Area	Height	Vol Adj Amt	ISTD Response	ISTD Amount	Date/Time	File
379685.20	139061.54	1200.0000	0.5411	12.0000	11/26/2019 06:33 AM	GEDIT.RS

Component: 1260-3

Level : 0.5

Area	Height	Vol Adj Amt	ISTD Response	ISTD Amount	Date/Time	File
31194.24	13959.07	50.0000	0.0452	0.5000	11/26/2019 06:33 AM	GEDIT.RS

Level : 1

Area	Height	Vol Adj Amt	ISTD Response	ISTD Amount	Date/Time	File
58793.52	25970.42	100.0000	0.0832	1.0000	11/26/2019 06:33 AM	GEDIT.RS

Level : 2

Area	Height	Vol Adj Amt	ISTD Response	ISTD Amount	Date/Time	File
114290.67	49192.21	200.0000	0.1625	2.0000	11/26/2019 06:33 AM	GEDIT.RS

Level : 3

Area	Height	Vol Adj Amt	ISTD Response	ISTD Amount	Date/Time	File
211366.14	90501.15	400.0000	0.3107	4.0000	11/26/2019 06:33 AM	GEDIT.RS

Level : 4

Area	Height	Vol Adj Amt	ISTD Response	ISTD Amount	Date/Time	File
309311.60	128160.51	600.0000	0.4503	6.0000	11/26/2019 06:33 AM	GEDIT.RS

Level : 5

Area	Height	Vol Adj Amt	ISTD Response	ISTD Amount	Date/Time	File
408234.17	171183.99	800.0000	0.5825	8.0000	11/26/2019 06:33 AM	GEDIT.RS

Level : 6

Area	Height	Vol Adj Amt	ISTD Response	ISTD Amount	Date/Time	File
501354.75	207603.87	1000.0000	0.7118	10.0000	11/26/2019 06:33 AM	GEDIT.RS

Level : 7

Area	Height	Vol Adj Amt	ISTD Response	ISTD Amount	Date/Time	File
579261.79	238911.74	1200.0000	0.8256	12.0000	11/26/2019 06:33 AM	GEDIT.RS

Component: 1260-4

Level : 0.5

Area	Height	Vol Adj Amt	ISTD Response	ISTD Amount	Date/Time	File
14017.52	6702.55	50.0000	0.0203	0.5000	11/26/2019 06:33 AM	GEDIT.RS

Level : 1

Area	Height	Vol Adj Amt	ISTD Response	ISTD Amount	Date/Time	File
28388.72	12935.60	100.0000	0.0402	1.0000	11/26/2019 06:33 AM	GEDIT.RS

Level : 2

Area	Height	Vol Adj Amt	ISTD Response	ISTD Amount	Date/Time	File
58429.00	25737.06	200.0000	0.0831	2.0000	11/26/2019 06:33 AM	GEDIT.RS

Level : 3

Area	Height	Vol Adj Amt	ISTD Response	ISTD Amount	Date/Time	File
112999.55	48832.92	400.0000	0.1661	4.0000	11/26/2019 06:33 AM	GEDIT.RS

Level : 4

Area	Height	Vol Adj Amt	ISTD Response	ISTD Amount	Date/Time	File
166539.99	68987.08	600.0000	0.2425	6.0000	11/26/2019 06:33 AM	GEDIT.RS

Level : 5

Area	Height	Vol Adj Amt	ISTD Response	ISTD Amount	Date/Time	File
225373.20	94978.63	800.0000	0.3216	8.0000	11/26/2019 06:33 AM	GEDIT.RS

Level : 6

Area	Height	Vol Adj Amt	ISTD Response	ISTD Amount	Date/Time	File
278032.41	116198.82	1000.0000	0.3947	10.0000	11/26/2019 06:33 AM	GEDIT.RS

Level : 7

Area	Height	Vol Adj Amt	ISTD Response	ISTD Amount	Date/Time	File
322163.94	137783.49	1200.0000	0.4592	12.0000	11/26/2019 06:33 AM	GEDIT.RS

Component: 1260-5

Level : 0.5

Area	Height	Vol Adj Amt	ISTD Response	ISTD Amount	Date/Time	File
12908.32	6054.49	50.0000	0.0187	0.5000	11/26/2019 06:33 AM	GEDIT.RS

Level : 1

Area	Height	Vol Adj Amt	ISTD Response	ISTD Amount	Date/Time	File
26020.16	11759.52	100.0000	0.0368	1.0000	11/26/2019 06:33 AM	GEDIT.RS

Level : 2

Area	Height	Vol Adj Amt	ISTD Response	ISTD Amount	Date/Time	File
50081.12	22532.28	200.0000	0.0712	2.0000	11/26/2019 06:33 AM	GEDIT.RS

Level : 3

Area	Height	Vol Adj Amt	ISTD Response	ISTD Amount	Date/Time	File
94297.48	41914.87	400.0000	0.1386	4.0000	11/26/2019 06:33 AM	GEDIT.RS

Level : 4

Area	Height	Vol Adj Amt	ISTD Response	ISTD Amount	Date/Time	File
134913.62	61195.84	600.0000	0.1964	6.0000	11/26/2019 06:33 AM	GEDIT.RS

Level : 5

Area	Height	Vol Adj Amt	ISTD Response	ISTD Amount	Date/Time	File
184406.48	80380.95	800.0000	0.2631	8.0000	11/26/2019 06:33 AM	GEDIT.RS

Level : 6

Area	Height	Vol Adj Amt	ISTD Response	ISTD Amount	Date/Time	File
226790.05	99068.62	1000.0000	0.3220	10.0000	11/26/2019 06:33 AM	GEDIT.RS

Level : 7

Area	Height	Vol Adj Amt	ISTD Response	ISTD Amount	Date/Time	File
262595.28	113368.57	1200.0000	0.3743	12.0000	11/26/2019 06:33 AM	GEDIT.RS

Component: DCBP SURR

Level : 0.5

Area	Height	Vol Adj Amt	ISTD Response	ISTD Amount	Date/Time	File
133626.24	55047.94	10.0000	0.1936	0.1000	11/26/2019 06:33 AM	GEDIT.RS

Level : 1

Area	Height	Vol Adj Amt	ISTD Response	ISTD Amount	Date/Time	File
248134.72	100805.06	20.0000	0.3510	0.2000	11/26/2019 06:33 AM	GEDIT.RS

Level : 2

Area	Height	Vol Adj Amt	ISTD Response	ISTD Amount	Date/Time	File
425205.28	174090.91	40.0000	0.6046	0.4000	11/26/2019 06:33 AM	GEDIT.RS

Level : 3

Area	Height	Vol Adj Amt	ISTD Response	ISTD Amount	Date/Time	File
619587.36	249586.60	60.0000	0.9107	0.6000	11/26/2019 06:33 AM	GEDIT.RS

Level : 4

Area	Height	Vol Adj Amt	ISTD Response	ISTD Amount	Date/Time	File
776358.72	309767.52	80.0000	1.1303	0.8000	11/26/2019 06:33 AM	GEDIT.RS

Level : 5

Area	Height	Vol Adj Amt	ISTD Response	ISTD Amount	Date/Time	File
1002976.64	398008.09	100.0000	1.4311	1.0000	11/26/2019 06:33 AM	GEDIT.RS

Level : 6

Area	Height	Vol Adj Amt	ISTD Response	ISTD Amount	Date/Time	File
1177562.56	460298.50	120.0000	1.6718	1.2000	11/26/2019 06:33 AM	GEDIT.RS

Level : 7

Area	Height	Vol Adj Amt	ISTD Response	ISTD Amount	Date/Time	File
1325608.32	520052.92	140.0000	1.8893	1.4000	11/26/2019 06:33 AM	GEDIT.RS

Turbochrom Method File : E:\TC2019\ECD24\11-NOV\PC1125BI.MTH
Created by : AM on : 11/25/2019 09:00 PM
Edited by : MH/KCA on : 11/26/2019 06:44 AM
Description :

Number of Times Edited : 3
Number of Times Calibrated : 5293

Instrument Conditions :
Au-8 PCBs

Instrument Control Method:
Instrument name : AUTO_ECD24

Interface Parameters :
Delay Time : 0.00 min.
Run Time : 18.00 min.
Sampling Rate : 6.2500 pts/s
Interface Type : 9092
Analog Voltage Input : 1000 mV
Data will be collected from both channels

Timed Events:
There are no timed events in the method

Real Time Plot Parameters :
Channel A -- Pages: 1 Offset: 0.000 mV Scale: 1000.000 mV
Channel B -- Pages: 1 Offset: 0.000 mV Scale: 1000.000 mV

Processing Parameters :
Bunch Factor : 1 points
Noise Threshold : 25 µV
Area Threshold : 81.00 µV

Peak Separation Criteria
Width Ratio : 0.200
Valley-to-Peak Ratio : 0.010

Exponential Skim Criteria
Peak Height Ratio : 5.000
Adjusted Height Ratio : 4.000
Valley Height Ratio : 3.000

Baseline Timed Events :
Event #1 - -P at 0.058
Event #2 - +P at 2.873
Event #3 - -P at 3.228
Event #4 - +P at 4.750
Event #5 - -P at 5.031
Event #6 - +P at 5.445
Event #7 - -P at 9.719
Event #8 - +P at 10.502
Event #9 - -P at 11.179

Event #10 - +P at 11.390
Event #11 - -P at 14.141
Event #12 - +P at 15.885
Event #13 - -P at 16.117

Annotated Replot Parameters :
No replot will be printed

Report Format files :
No report format files given

User Programs :
No user programs will be executed

Global Information :
Default Sample Volume : 1.000 ul
Quantitation Units :
Void Time : 0.000 min
Correct amounts during calibration : NO
Reject outliers during calibration : NO
An Internal Standard calibration will be used
Unknown peaks will be quantitated using a response factor of 1.000000

Component Information :
Int Std
Component Type : Single Peak Component
Retention Time : 3.015 min Search Window: 1.00 s, 1.00 %
Reference Component:
Find peak closest to expected RT in window
Internal Standard :
Use Average Calibration Factor (Area ratio / Amount ratio)
User Values:
Label :
Value 1: 0.000000
Value 2: 0.000000
Value 3: 0.000000
Value 4: 0.000000
Value 5: 0.000000
Calibration Levels:

Level Name	Amount	Area	Height	ISTD Resp.	ISTD Amt.	# Replicates
0.5	100.0000	517287.44	227244.37	1.0000	1.0000	1
1	100.0000	529844.32	228730.82	1.0000	1.0000	1
2	100.0000	525949.28	211920.05	1.0000	1.0000	1
3	100.0000	505016.58	208639.61	1.0000	1.0000	1
4	100.0000	512704.96	212126.76	1.0000	1.0000	1
5	100.0000	525012.40	217760.77	1.0000	1.0000	1
6	100.0000	544478.82	232060.67	1.0000	1.0000	1
7	100.0000	543403.50	232807.64	1.0000	1.0000	1

Average Calibration Factor = 1.000000 (%RSD = 0.00)

TCMX SURR
Component Type : Single Peak Component
Retention Time : 4.842 min Search Window: 3.50 s, 1.00 %
Reference Component:
Find peak closest to expected RT in window
Internal Standard : Int Std
Use Average Calibration Factor (Area ratio / Amount ratio)

User Values:
Label :
Value 1: 0.000000
Value 2: 0.000000
Value 3: 0.000000
Value 4: 0.000000
Value 5: 0.000000
Calibration Levels:

Level Name	Amount	Area	Height	ISTD Resp.	ISTD Amt.	# Replicates
0.5	10.0000	89820.00	39094.55	0.1736	0.1000	1
1	20.0000	160768.16	70260.11	0.3034	0.2000	1
2	40.0000	283724.40	117658.65	0.5395	0.4000	1
3	60.0000	395670.72	165523.37	0.7835	0.6000	1
4	80.0000	531503.68	218850.99	1.0367	0.8000	1
5	100.0000	651674.00	271385.69	1.2413	1.0000	1
6	120.0000	777985.20	326137.19	1.4289	1.2000	1
7	140.0000	880365.12	367063.21	1.6201	1.4000	1

Average Calibration Factor = 1.349117 (%RSD = 14.19)

1016-1
Component Type : Single Peak Component
Retention Time : 5.972 min Search Window: 1.00 s, 1.00 %
Reference Component:
Find peak closest to expected RT in window
Internal Standard : Int Std
Use Average Calibration Factor (Area ratio / Amount ratio)
User Values:
Label :
Value 1: 0.000000
Value 2: 0.000000
Value 3: 0.000000
Value 4: 0.000000
Value 5: 0.000000
Calibration Levels:

Level Name	Amount	Area	Height	ISTD Resp.	ISTD Amt.	# Replicates
0.5	50.0000	9750.80	3978.04	0.0188	0.5000	1
1	100.0000	17385.12	7199.80	0.0328	1.0000	1
2	200.0000	33149.60	13212.29	0.0630	2.0000	1
3	400.0000	58267.76	23573.27	0.1154	4.0000	1
4	600.0000	87008.16	34553.21	0.1697	6.0000	1
5	800.0000	113448.90	45623.78	0.2161	8.0000	1
6	1000.0000	141834.56	56655.92	0.2605	10.0000	1
7	1200.0000	164745.70	65846.91	0.3032	12.0000	1

Average Calibration Factor = 0.029685 (%RSD = 13.94)

1016-2
Component Type : Single Peak Component
Retention Time : 6.774 min Search Window: 1.00 s, 1.00 %
Reference Component: 1016-1
Find peak closest to expected RT in window
Internal Standard : Int Std
Use Average Calibration Factor (Area ratio / Amount ratio)
User Values:
Label :
Value 1: 0.000000
Value 2: 0.000000
Value 3: 0.000000
Value 4: 0.000000
Value 5: 0.000000
Calibration Levels:

Level Name	Amount	Area	Height	ISTD Resp.	ISTD Amt.	# Replicates
0.5	50.0000	18796.48	5798.33	0.0363	0.5000	1
1	100.0000	33448.40	10259.64	0.0631	1.0000	1
2	200.0000	61290.40	18525.19	0.1165	2.0000	1
3	400.0000	107904.80	32566.69	0.2137	4.0000	1
4	600.0000	155461.36	46665.04	0.3032	6.0000	1
5	800.0000	199135.18	59975.19	0.3793	8.0000	1
6	1000.0000	247793.52	74132.66	0.4551	10.0000	1
7	1200.0000	283332.64	85310.08	0.5214	12.0000	1

Average Calibration Factor = 0.054299 (%RSD = 18.27)

1016-3

Component Type : Single Peak Component
Retention Time : 7.701 min Search Window: 1.00 s, 1.00 %
Reference Component: 1016-1
Find peak closest to expected RT in window
Internal Standard : Int Std
Use Average Calibration Factor (Area ratio / Amount ratio)
User Values:
Label :
Value 1: 0.000000
Value 2: 0.000000
Value 3: 0.000000
Value 4: 0.000000
Value 5: 0.000000
Calibration Levels:

Level Name	Amount	Area	Height	ISTD Resp.	ISTD Amt.	# Replicates
1	100.0000	70096.88	21547.74	0.1323	1.0000	1
2	200.0000	127197.22	39554.09	0.2418	2.0000	1
3	400.0000	223731.29	68690.37	0.4430	4.0000	1
4	600.0000	320166.76	98943.43	0.6245	6.0000	1
5	800.0000	413291.36	128702.69	0.7872	8.0000	1
6	1000.0000	512681.56	157746.33	0.9416	10.0000	1
7	1200.0000	585243.60	178659.51	1.0770	12.0000	1

Average Calibration Factor = 0.107194 (%RSD = 14.21)

1016-4

Component Type : Single Peak Component
Retention Time : 8.156 min Search Window: 1.00 s, 1.00 %
Reference Component: 1016-1
Find peak closest to expected RT in window
Internal Standard : Int Std
Use Average Calibration Factor (Area ratio / Amount ratio)
User Values:
Label :
Value 1: 0.000000
Value 2: 0.000000
Value 3: 0.000000
Value 4: 0.000000
Value 5: 0.000000
Calibration Levels:

Level Name	Amount	Area	Height	ISTD Resp.	ISTD Amt.	# Replicates
1	100.0000	21362.26	8593.39	0.0403	1.0000	1
2	200.0000	37997.34	15603.82	0.0722	2.0000	1
3	400.0000	67205.48	27857.53	0.1331	4.0000	1
4	600.0000	97702.64	40819.37	0.1906	6.0000	1
5	800.0000	127837.66	53857.76	0.2435	8.0000	1
6	1000.0000	160342.49	67323.84	0.2945	10.0000	1
7	1200.0000	184926.12	77260.18	0.3403	12.0000	1

Average Calibration Factor = 0.032816 (%RSD = 12.77)

1016-5

Component Type : Single Peak Component
Retention Time : 8.806 min Search Window: 1.00 s, 1.00 %
Reference Component: 1016-1
Find peak closest to expected RT in window
Internal Standard : Int Std
Use Average Calibration Factor (Area ratio / Amount ratio)
User Values:
Label :
Value 1: 0.000000
Value 2: 0.000000
Value 3: 0.000000
Value 4: 0.000000
Value 5: 0.000000
Calibration Levels:

Level Name	Amount	Area	Height	ISTD Resp.	ISTD Amt.	# Replicates
0.5	50.0000	11623.44	4590.67	0.0225	0.5000	1
1	100.0000	20755.28	8550.62	0.0392	1.0000	1
2	200.0000	37336.87	15442.82	0.0710	2.0000	1
3	400.0000	67851.76	27579.69	0.1344	4.0000	1
4	600.0000	98249.64	40068.53	0.1916	6.0000	1
5	800.0000	127644.94	51336.06	0.2431	8.0000	1
6	1000.0000	158474.24	63196.05	0.2911	10.0000	1
7	1200.0000	182587.20	72188.75	0.3360	12.0000	1

Average Calibration Factor = 0.034079 (%RSD = 16.67)

1260-1

Component Type : Single Peak Component
Retention Time : 11.095 min Search Window: 0.50 s, 0.50 %
Reference Component:
Find peak closest to expected RT in window
Internal Standard : Int Std
Use Average Calibration Factor (Area ratio / Amount ratio)
User Values:
Label :
Value 1: 0.000000
Value 2: 0.000000
Value 3: 0.000000
Value 4: 0.000000
Value 5: 0.000000
Calibration Levels:

Level Name	Amount	Area	Height	ISTD Resp.	ISTD Amt.	# Replicates
0.5	50.0000	14381.60	6379.77	0.0278	0.5000	1
1	100.0000	29047.04	12436.22	0.0548	1.0000	1
2	200.0000	56755.76	23752.84	0.1079	2.0000	1
3	400.0000	101750.16	42449.36	0.2015	4.0000	1
4	600.0000	151046.16	60998.04	0.2946	6.0000	1
5	800.0000	200932.32	79313.58	0.3827	8.0000	1
6	1000.0000	246745.12	99142.28	0.4532	10.0000	1
7	1200.0000	282224.80	111360.75	0.5194	12.0000	1

Average Calibration Factor = 0.050036 (%RSD = 9.03)

1260-2

Component Type : Single Peak Component
Retention Time : 12.149 min Search Window: 0.50 s, 0.50 %
Reference Component: 1260-1
Find peak closest to expected RT in window
Internal Standard : Int Std
Use Average Calibration Factor (Area ratio / Amount ratio)
User Values:

Label :
Value 1: 0.000000
Value 2: 0.000000
Value 3: 0.000000
Value 4: 0.000000
Value 5: 0.000000

Calibration Levels:

Level Name	Amount	Area	Height	ISTD Resp.	ISTD Amt.	# Replicates
0.5	50.0000	35715.74	8264.78	0.0690	0.5000	1
1	100.0000	64080.33	15068.22	0.1209	1.0000	1
2	200.0000	119876.86	28549.34	0.2279	2.0000	1
3	400.0000	208779.07	51258.27	0.4134	4.0000	1
4	600.0000	297190.80	74368.20	0.5797	6.0000	1
5	800.0000	400052.23	97561.41	0.7620	8.0000	1
6	1000.0000	497089.53	119945.69	0.9130	10.0000	1
7	1200.0000	572897.39	139319.34	1.0543	12.0000	1

Average Calibration Factor = 0.105919 (%RSD = 16.25)

1260-3

Component Type : Single Peak Component
Retention Time : 12.245 min Search Window: 0.50 s, 0.50 %
Reference Component: 1260-1
Find peak closest to expected RT in window
Internal Standard : Int Std
Use Average Calibration Factor (Area ratio / Amount ratio)
User Values:
Label :
Value 1: 0.000000
Value 2: 0.000000
Value 3: 0.000000
Value 4: 0.000000
Value 5: 0.000000

Calibration Levels:

Level Name	Amount	Area	Height	ISTD Resp.	ISTD Amt.	# Replicates
0.5	50.0000	32312.82	12472.72	0.0625	0.5000	1
1	100.0000	57259.55	22477.00	0.1081	1.0000	1
2	200.0000	105755.98	41071.59	0.2011	2.0000	1
3	400.0000	184207.62	72739.76	0.3648	4.0000	1
4	600.0000	261968.99	103077.00	0.5110	6.0000	1
5	800.0000	353340.94	139638.67	0.6730	8.0000	1
6	1000.0000	435663.96	171487.98	0.8001	10.0000	1
7	1200.0000	499037.63	194062.05	0.9184	12.0000	1

Average Calibration Factor = 0.093820 (%RSD = 17.47)

1260-4

Component Type : Single Peak Component
Retention Time : 12.349 min Search Window: 0.50 s, 0.70 %
Reference Component: 1260-1
Find peak closest to expected RT in window
Internal Standard : Int Std
Use Average Calibration Factor (Area ratio / Amount ratio)
User Values:
Label :
Value 1: 0.000000
Value 2: 0.000000
Value 3: 0.000000
Value 4: 0.000000
Value 5: 0.000000

Calibration Levels:

Level Name Amount Area Height ISTD Resp. ISTD Amt. # Replicates

1	100.0000	33321.32	11779.15	0.0629	1.0000	1
2	200.0000	62445.87	21946.94	0.1187	2.0000	1
3	400.0000	98709.95	37775.66	0.1955	4.0000	1
4	600.0000	139283.84	53541.25	0.2717	6.0000	1
5	800.0000	189141.17	72426.47	0.3603	8.0000	1
6	1000.0000	234665.07	91442.09	0.4310	10.0000	1
7	1200.0000	270515.01	103133.05	0.4978	12.0000	1

Average Calibration Factor = 0.049430 (%RSD = 16.93)

1260-5

Component Type : Single Peak Component
Retention Time : 12.803 min Search Window: 0.50 s, 0.70 %
Reference Component: 1260-1
Find peak closest to expected RT in window
Internal Standard : Int Std
Use Average Calibration Factor (Area ratio / Amount ratio)
User Values:
Label :
Value 1: 0.000000
Value 2: 0.000000
Value 3: 0.000000
Value 4: 0.000000
Value 5: 0.000000
Calibration Levels:

Level Name	Amount	Area	Height	ISTD Resp.	ISTD Amt.	# Replicates
1	100.0000	46073.96	15620.69	0.0870	1.0000	1
2	200.0000	98839.21	29931.40	0.1879	2.0000	1
3	400.0000	164436.07	53607.36	0.3256	4.0000	1
4	600.0000	220388.30	76074.09	0.4299	6.0000	1
5	800.0000	294682.14	101601.30	0.5613	8.0000	1
6	1000.0000	365006.13	126397.59	0.6704	10.0000	1
7	1200.0000	416499.76	143640.01	0.7665	12.0000	1

Average Calibration Factor = 0.076433 (%RSD = 14.64)

DCBP SURR

Component Type : Single Peak Component
Retention Time : 15.989 min Search Window: 1.00 s, 1.00 %
Reference Component:
Find peak closest to expected RT in window
Internal Standard : Int Std
Use Average Calibration Factor (Area ratio / Amount ratio)
User Values:
Label :
Value 1: 0.000000
Value 2: 0.000000
Value 3: 0.000000
Value 4: 0.000000
Value 5: 0.000000
Calibration Levels:

Level Name	Amount	Area	Height	ISTD Resp.	ISTD Amt.	# Replicates
1	20.0000	195754.40	70187.03	0.3695	0.2000	1
2	40.0000	328054.40	121042.95	0.6237	0.4000	1
3	60.0000	477482.72	178577.38	0.9455	0.6000	1
4	80.0000	596792.64	221581.75	1.1640	0.8000	1
5	100.0000	773469.92	287430.14	1.4732	1.0000	1
6	120.0000	914774.08	340396.83	1.6801	1.2000	1
7	140.0000	1035415.44	387279.09	1.9054	1.4000	1

Average Calibration Factor = 1.524539 (%RSD = 10.63)

Calibration Replicate Lists:

Component: Int Std

Level : 0.5

Area	Height	Vol Adj Amt	ISTD Response	ISTD Amount	Date/Time	File
517287.44	227244.37	100.0000	1.0000	1.0000	11/26/2019 06:44 AM	GEDIT.RS

Level : 1

Area	Height	Vol Adj Amt	ISTD Response	ISTD Amount	Date/Time	File
529844.32	228730.82	100.0000	1.0000	1.0000	11/26/2019 06:44 AM	GEDIT.RS

Level : 2

Area	Height	Vol Adj Amt	ISTD Response	ISTD Amount	Date/Time	File
525949.28	211920.05	100.0000	1.0000	1.0000	11/26/2019 06:44 AM	GEDIT.RS

Level : 3

Area	Height	Vol Adj Amt	ISTD Response	ISTD Amount	Date/Time	File
505016.58	208639.61	100.0000	1.0000	1.0000	11/26/2019 06:44 AM	GEDIT.RS

Level : 4

Area	Height	Vol Adj Amt	ISTD Response	ISTD Amount	Date/Time	File
512704.96	212126.76	100.0000	1.0000	1.0000	11/26/2019 06:44 AM	GEDIT.RS

Level : 5

Area	Height	Vol Adj Amt	ISTD Response	ISTD Amount	Date/Time	File
525012.40	217760.77	100.0000	1.0000	1.0000	11/26/2019 06:44 AM	GEDIT.RS

Level : 6

Area	Height	Vol Adj Amt	ISTD Response	ISTD Amount	Date/Time	File
544478.82	232060.67	100.0000	1.0000	1.0000	11/26/2019 06:43 AM	GEDIT.RS

Level : 7

Area	Height	Vol Adj Amt	ISTD Response	ISTD Amount	Date/Time	File
543403.50	232807.64	100.0000	1.0000	1.0000	11/26/2019 06:43 AM	GEDIT.RS

Component: TCMX SURR

Level : 0.5

Area	Height	Vol Adj Amt	ISTD Response	ISTD Amount	Date/Time	File
89820.00	39094.55	10.0000	0.1736	0.1000	11/26/2019 06:44 AM	GEDIT.RS

Level : 1

Area	Height	Vol Adj Amt	ISTD Response	ISTD Amount	Date/Time	File
160768.16	70260.11	20.0000	0.3034	0.2000	11/26/2019 06:44 AM	GEDIT.RS

Level : 2

Area	Height	Vol Adj Amt	ISTD Response	ISTD Amount	Date/Time	File

283724.40	117658.65	40.0000	0.5395	0.4000	11/26/2019 06:44 AM	GEDIT.RS

Level : 3

Area	Height	Vol Adj Amt	ISTD Response	ISTD Amount	Date/Time	File
395670.72	165523.37	60.0000	0.7835	0.6000	11/26/2019 06:44 AM	GEDIT.RS

Level : 4

Area	Height	Vol Adj Amt	ISTD Response	ISTD Amount	Date/Time	File
531503.68	218850.99	80.0000	1.0367	0.8000	11/26/2019 06:44 AM	GEDIT.RS

Level : 5

Area	Height	Vol Adj Amt	ISTD Response	ISTD Amount	Date/Time	File
651674.00	271385.69	100.0000	1.2413	1.0000	11/26/2019 06:44 AM	GEDIT.RS

Level : 6

Area	Height	Vol Adj Amt	ISTD Response	ISTD Amount	Date/Time	File
777985.20	326137.19	120.0000	1.4289	1.2000	11/26/2019 06:43 AM	GEDIT.RS

Level : 7

Area	Height	Vol Adj Amt	ISTD Response	ISTD Amount	Date/Time	File
880365.12	367063.21	140.0000	1.6201	1.4000	11/26/2019 06:43 AM	GEDIT.RS

Component: 1016-1

Level : 0.5

Area	Height	Vol Adj Amt	ISTD Response	ISTD Amount	Date/Time	File
9750.80	3978.04	50.0000	0.0188	0.5000	11/26/2019 06:44 AM	GEDIT.RS

Level : 1

Area	Height	Vol Adj Amt	ISTD Response	ISTD Amount	Date/Time	File
17385.12	7199.80	100.0000	0.0328	1.0000	11/26/2019 06:44 AM	GEDIT.RS

Level : 2

Area	Height	Vol Adj Amt	ISTD Response	ISTD Amount	Date/Time	File
33149.60	13212.29	200.0000	0.0630	2.0000	11/26/2019 06:44 AM	GEDIT.RS

Level : 3

Area	Height	Vol Adj Amt	ISTD Response	ISTD Amount	Date/Time	File
58267.76	23573.27	400.0000	0.1154	4.0000	11/26/2019 06:44 AM	GEDIT.RS

Level : 4

Area	Height	Vol Adj Amt	ISTD Response	ISTD Amount	Date/Time	File
87008.16	34553.21	600.0000	0.1697	6.0000	11/26/2019 06:44 AM	GEDIT.RS

Level : 5

Area	Height	Vol Adj Amt	ISTD Response	ISTD Amount	Date/Time	File

113448.90	45623.78	800.0000	0.2161	8.0000	11/26/2019 06:44 AM	GEDIT.RS

Level : 6

Area	Height	Vol Adj Amt	ISTD Response	ISTD Amount	Date/Time	File
141834.56	56655.92	1000.0000	0.2605	10.0000	11/26/2019 06:43 AM	GEDIT.RS

Level : 7

Area	Height	Vol Adj Amt	ISTD Response	ISTD Amount	Date/Time	File
164745.70	65846.91	1200.0000	0.3032	12.0000	11/26/2019 06:43 AM	GEDIT.RS

Component: 1016-2

Level : 0.5

Area	Height	Vol Adj Amt	ISTD Response	ISTD Amount	Date/Time	File
18796.48	5798.33	50.0000	0.0363	0.5000	11/26/2019 06:44 AM	GEDIT.RS

Level : 1

Area	Height	Vol Adj Amt	ISTD Response	ISTD Amount	Date/Time	File
33448.40	10259.64	100.0000	0.0631	1.0000	11/26/2019 06:44 AM	GEDIT.RS

Level : 2

Area	Height	Vol Adj Amt	ISTD Response	ISTD Amount	Date/Time	File
61290.40	18525.19	200.0000	0.1165	2.0000	11/26/2019 06:44 AM	GEDIT.RS

Level : 3

Area	Height	Vol Adj Amt	ISTD Response	ISTD Amount	Date/Time	File
107904.80	32566.69	400.0000	0.2137	4.0000	11/26/2019 06:44 AM	GEDIT.RS

Level : 4

Area	Height	Vol Adj Amt	ISTD Response	ISTD Amount	Date/Time	File
155461.36	46665.04	600.0000	0.3032	6.0000	11/26/2019 06:44 AM	GEDIT.RS

Level : 5

Area	Height	Vol Adj Amt	ISTD Response	ISTD Amount	Date/Time	File
199135.18	59975.19	800.0000	0.3793	8.0000	11/26/2019 06:44 AM	GEDIT.RS

Level : 6

Area	Height	Vol Adj Amt	ISTD Response	ISTD Amount	Date/Time	File
247793.52	74132.66	1000.0000	0.4551	10.0000	11/26/2019 06:43 AM	GEDIT.RS

Level : 7

Area	Height	Vol Adj Amt	ISTD Response	ISTD Amount	Date/Time	File
283332.64	85310.08	1200.0000	0.5214	12.0000	11/26/2019 06:43 AM	GEDIT.RS

Component: 1016-3

Level : 1

Area	Height	Vol Adj Amt	ISTD Response	ISTD Amount	Date/Time	File
70096.88	21547.74	100.0000	0.1323	1.0000	11/26/2019 06:44 AM	GEDIT.RS

Level : 2

Area	Height	Vol Adj Amt	ISTD Response	ISTD Amount	Date/Time	File
127197.22	39554.09	200.0000	0.2418	2.0000	11/26/2019 06:44 AM	GEDIT.RS

Level : 3

Area	Height	Vol Adj Amt	ISTD Response	ISTD Amount	Date/Time	File
223731.29	68690.37	400.0000	0.4430	4.0000	11/26/2019 06:44 AM	GEDIT.RS

Level : 4

Area	Height	Vol Adj Amt	ISTD Response	ISTD Amount	Date/Time	File
320166.76	98943.43	600.0000	0.6245	6.0000	11/26/2019 06:44 AM	GEDIT.RS

Level : 5

Area	Height	Vol Adj Amt	ISTD Response	ISTD Amount	Date/Time	File
413291.36	128702.69	800.0000	0.7872	8.0000	11/26/2019 06:44 AM	GEDIT.RS

Level : 6

Area	Height	Vol Adj Amt	ISTD Response	ISTD Amount	Date/Time	File
512681.56	157746.33	1000.0000	0.9416	10.0000	11/26/2019 06:43 AM	GEDIT.RS

Level : 7

Area	Height	Vol Adj Amt	ISTD Response	ISTD Amount	Date/Time	File
585243.60	178659.51	1200.0000	1.0770	12.0000	11/26/2019 06:43 AM	GEDIT.RS

Component: 1016-4

Level : 1

Area	Height	Vol Adj Amt	ISTD Response	ISTD Amount	Date/Time	File
21362.26	8593.39	100.0000	0.0403	1.0000	11/26/2019 06:44 AM	GEDIT.RS

Level : 2

Area	Height	Vol Adj Amt	ISTD Response	ISTD Amount	Date/Time	File
37997.34	15603.82	200.0000	0.0722	2.0000	11/26/2019 06:44 AM	GEDIT.RS

Level : 3

Area	Height	Vol Adj Amt	ISTD Response	ISTD Amount	Date/Time	File
67205.48	27857.53	400.0000	0.1331	4.0000	11/26/2019 06:44 AM	GEDIT.RS

Level : 4

Area	Height	Vol Adj Amt	ISTD Response	ISTD Amount	Date/Time	File
97702.64	40819.37	600.0000	0.1806	6.0000	11/26/2019 06:44 AM	GEDIT.RS

Level : 5

Area	Height	Vol Adj Amt	ISTD Response	ISTD Amount	Date/Time	File
127837.66	53857.76	800.0000	0.2435	8.0000	11/26/2019 06:44 AM	GEDIT.RS

Level : 6

Area	Height	Vol Adj Amt	ISTD Response	ISTD Amount	Date/Time	File
160342.49	67323.84	1000.0000	0.2945	10.0000	11/26/2019 06:43 AM	GEDIT.RS

Level : 7

Area	Height	Vol Adj Amt	ISTD Response	ISTD Amount	Date/Time	File
184926.12	77260.18	1200.0000	0.3403	12.0000	11/26/2019 06:43 AM	GEDIT.RS

Component: 1016-5

Level : 0.5

Area	Height	Vol Adj Amt	ISTD Response	ISTD Amount	Date/Time	File
11623.44	4590.67	50.0000	0.0225	0.5000	11/26/2019 06:44 AM	GEDIT.RS

Level : 1

Area	Height	Vol Adj Amt	ISTD Response	ISTD Amount	Date/Time	File
20755.28	8550.62	100.0000	0.0392	1.0000	11/26/2019 06:44 AM	GEDIT.RS

Level : 2

Area	Height	Vol Adj Amt	ISTD Response	ISTD Amount	Date/Time	File
37336.87	15442.82	200.0000	0.0710	2.0000	11/26/2019 06:44 AM	GEDIT.RS

Level : 3

Area	Height	Vol Adj Amt	ISTD Response	ISTD Amount	Date/Time	File
67851.76	27579.69	400.0000	0.1344	4.0000	11/26/2019 06:44 AM	GEDIT.RS

Level : 4

Area	Height	Vol Adj Amt	ISTD Response	ISTD Amount	Date/Time	File
98249.64	40068.53	600.0000	0.1916	6.0000	11/26/2019 06:44 AM	GEDIT.RS

Level : 5

Area	Height	Vol Adj Amt	ISTD Response	ISTD Amount	Date/Time	File
127644.94	51336.06	800.0000	0.2431	8.0000	11/26/2019 06:44 AM	GEDIT.RS

Level : 6

Area	Height	Vol Adj Amt	ISTD Response	ISTD Amount	Date/Time	File
158474.24	63196.05	1000.0000	0.2911	10.0000	11/26/2019 06:43 AM	GEDIT.RS

Level : 7

Area	Height	Vol Adj Amt	ISTD Response	ISTD Amount	Date/Time	File
182587.20	72188.75	1200.0000	0.3360	12.0000	11/26/2019 06:43 AM	GEDIT.RS

Component: 1260-1

Level : 0.5

Area	Height	Vol Adj Amt	ISTD Response	ISTD Amount	Date/Time	File
14381.60	6379.77	50.0000	0.0278	0.5000	11/26/2019 06:44 AM	GEDIT.RS

Level : 1

Area	Height	Vol Adj Amt	ISTD Response	ISTD Amount	Date/Time	File
29047.04	12436.22	100.0000	0.0548	1.0000	11/26/2019 06:44 AM	GEDIT.RS

Level : 2

Area	Height	Vol Adj Amt	ISTD Response	ISTD Amount	Date/Time	File
56755.76	23752.84	200.0000	0.1079	2.0000	11/26/2019 06:44 AM	GEDIT.RS

Level : 3

Area	Height	Vol Adj Amt	ISTD Response	ISTD Amount	Date/Time	File
101750.16	42449.36	400.0000	0.2015	4.0000	11/26/2019 06:44 AM	GEDIT.RS

Level : 4

Area	Height	Vol Adj Amt	ISTD Response	ISTD Amount	Date/Time	File
151046.16	60998.04	600.0000	0.2946	6.0000	11/26/2019 06:44 AM	GEDIT.RS

Level : 5

Area	Height	Vol Adj Amt	ISTD Response	ISTD Amount	Date/Time	File
200932.32	79313.58	800.0000	0.3827	8.0000	11/26/2019 06:44 AM	GEDIT.RS

Level : 6

Area	Height	Vol Adj Amt	ISTD Response	ISTD Amount	Date/Time	File
246745.12	99142.28	1000.0000	0.4532	10.0000	11/26/2019 06:43 AM	GEDIT.RS

Level : 7

Area	Height	Vol Adj Amt	ISTD Response	ISTD Amount	Date/Time	File
282224.80	111360.75	1200.0000	0.5194	12.0000	11/26/2019 06:43 AM	GEDIT.RS

Component: 1260-2

Level : 0.5

Area	Height	Vol Adj Amt	ISTD Response	ISTD Amount	Date/Time	File
35715.74	8264.78	50.0000	0.0690	0.5000	11/26/2019 06:44 AM	GEDIT.RS

Level : 1

Area	Height	Vol Adj Amt	ISTD Response	ISTD Amount	Date/Time	File
64080.33	15068.22	100.0000	0.1209	1.0000	11/26/2019 06:44 AM	GEDIT.RS

Level : 2

Area	Height	Vol Adj Amt	ISTD Response	ISTD Amount	Date/Time	File
119876.86	28549.34	200.0000	0.2279	2.0000	11/26/2019 06:44 AM	GEDIT.RS

Level : 3

Area	Height	Vol Adj Amt	ISTD Response	ISTD Amount	Date/Time	File
208779.07	51258.27	400.0000	0.4134	4.0000	11/26/2019 06:44 AM	GEDIT.RS

Level : 4

Area	Height	Vol Adj Amt	ISTD Response	ISTD Amount	Date/Time	File
297190.80	74368.20	600.0000	0.5797	6.0000	11/26/2019 06:44 AM	GEDIT.RS

Level : 5

Area	Height	Vol Adj Amt	ISTD Response	ISTD Amount	Date/Time	File
400052.23	97561.41	800.0000	0.7620	8.0000	11/26/2019 06:44 AM	GEDIT.RS

Level : 6

Area	Height	Vol Adj Amt	ISTD Response	ISTD Amount	Date/Time	File
497089.53	119945.69	1000.0000	0.9130	10.0000	11/26/2019 06:43 AM	GEDIT.RS

Level : 7

Area	Height	Vol Adj Amt	ISTD Response	ISTD Amount	Date/Time	File
572897.39	139319.34	1200.0000	1.0543	12.0000	11/26/2019 06:43 AM	GEDIT.RS

Component: 1260-3

Level : 0.5

Area	Height	Vol Adj Amt	ISTD Response	ISTD Amount	Date/Time	File
32312.82	12472.72	50.0000	0.0625	0.5000	11/26/2019 06:44 AM	GEDIT.RS

Level : 1

Area	Height	Vol Adj Amt	ISTD Response	ISTD Amount	Date/Time	File
57259.55	22477.00	100.0000	0.1081	1.0000	11/26/2019 06:44 AM	GEDIT.RS

Level : 2

Area	Height	Vol Adj Amt	ISTD Response	ISTD Amount	Date/Time	File
105755.98	41071.59	200.0000	0.2011	2.0000	11/26/2019 06:44 AM	GEDIT.RS

Level : 3

Area	Height	Vol Adj Amt	ISTD Response	ISTD Amount	Date/Time	File
184207.62	72739.76	400.0000	0.3648	4.0000	11/26/2019 06:44 AM	GEDIT.RS

Level : 4

Area	Height	Vol Adj Amt	ISTD Response	ISTD Amount	Date/Time	File
261968.99	103077.00	600.0000	0.5110	6.0000	11/26/2019 06:44 AM	GEDIT.RS

Level : 5

Area	Height	Vol Adj Amt	ISTD Response	ISTD Amount	Date/Time	File
353340.94	139638.67	800.0000	0.6730	8.0000	11/26/2019 06:44 AM	GEDIT.RS

Level : 6

Area	Height	Vol Adj Amt	ISTD Response	ISTD Amount	Date/Time	File
435663.96	171487.98	1000.0000	0.8001	10.0000	11/26/2019 06:43 AM	GEDIT.RS

Level : 7

Area	Height	Vol Adj Amt	ISTD Response	ISTD Amount	Date/Time	File
499037.63	194062.05	1200.0000	0.9184	12.0000	11/26/2019 06:43 AM	GEDIT.RS

Component: 1260-4

Level : 1

Area	Height	Vol Adj Amt	ISTD Response	ISTD Amount	Date/Time	File
33321.32	11779.15	100.0000	0.0629	1.0000	11/26/2019 06:44 AM	GEDIT.RS

Level : 2

Area	Height	Vol Adj Amt	ISTD Response	ISTD Amount	Date/Time	File
62445.87	21946.94	200.0000	0.1187	2.0000	11/26/2019 06:44 AM	GEDIT.RS

Level : 3

Area	Height	Vol Adj Amt	ISTD Response	ISTD Amount	Date/Time	File
98709.95	37775.66	400.0000	0.1955	4.0000	11/26/2019 06:44 AM	GEDIT.RS

Level : 4

Area	Height	Vol Adj Amt	ISTD Response	ISTD Amount	Date/Time	File
139283.84	53541.25	600.0000	0.2717	6.0000	11/26/2019 06:44 AM	GEDIT.RS

Level : 5

Area	Height	Vol Adj Amt	ISTD Response	ISTD Amount	Date/Time	File
189141.17	72426.47	800.0000	0.3603	8.0000	11/26/2019 06:44 AM	GEDIT.RS

Level : 6

Area	Height	Vol Adj Amt	ISTD Response	ISTD Amount	Date/Time	File
234665.07	91442.09	1000.0000	0.4310	10.0000	11/26/2019 06:43 AM	GEDIT.RS

Level : 7

Area	Height	Vol Adj Amt	ISTD Response	ISTD Amount	Date/Time	File
270515.01	103133.05	1200.0000	0.4978	12.0000	11/26/2019 06:43 AM	GEDIT.RS

Component: 1260-5

Level : 1

Area	Height	Vol Adj Amt	ISTD Response	ISTD Amount	Date/Time	File

46073.96	15620.69	100.0000	0.0870	1.0000	11/26/2019 06:44 AM	GEDIT.RS

Level : 2

Area	Height	Vol Adj Amt	ISTD Response	ISTD Amount	Date/Time	File
98839.21	29931.40	200.0000	0.1879	2.0000	11/26/2019 06:44 AM	GEDIT.RS

Level : 3

Area	Height	Vol Adj Amt	ISTD Response	ISTD Amount	Date/Time	File
164436.07	53607.36	400.0000	0.3256	4.0000	11/26/2019 06:44 AM	GEDIT.RS

Level : 4

Area	Height	Vol Adj Amt	ISTD Response	ISTD Amount	Date/Time	File
220388.30	76074.09	600.0000	0.4299	6.0000	11/26/2019 06:44 AM	GEDIT.RS

Level : 5

Area	Height	Vol Adj Amt	ISTD Response	ISTD Amount	Date/Time	File
294682.14	101601.30	800.0000	0.5613	8.0000	11/26/2019 06:44 AM	GEDIT.RS

Level : 6

Area	Height	Vol Adj Amt	ISTD Response	ISTD Amount	Date/Time	File
365006.13	126397.59	1000.0000	0.6704	10.0000	11/26/2019 06:43 AM	GEDIT.RS

Level : 7

Area	Height	Vol Adj Amt	ISTD Response	ISTD Amount	Date/Time	File
416499.76	143640.01	1200.0000	0.7665	12.0000	11/26/2019 06:43 AM	GEDIT.RS

Component: DCBP SURR

Level : 1

Area	Height	Vol Adj Amt	ISTD Response	ISTD Amount	Date/Time	File
195754.40	70187.03	20.0000	0.3695	0.2000	11/26/2019 06:44 AM	GEDIT.RS

Level : 2

Area	Height	Vol Adj Amt	ISTD Response	ISTD Amount	Date/Time	File
328054.40	121042.95	40.0000	0.6237	0.4000	11/26/2019 06:44 AM	GEDIT.RS

Level : 3

Area	Height	Vol Adj Amt	ISTD Response	ISTD Amount	Date/Time	File
477482.72	178577.38	60.0000	0.9455	0.6000	11/26/2019 06:44 AM	GEDIT.RS

Level : 4

Area	Height	Vol Adj Amt	ISTD Response	ISTD Amount	Date/Time	File
596792.64	221581.75	80.0000	1.1640	0.8000	11/26/2019 06:44 AM	GEDIT.RS

Level : 5

Area	Height	Vol Adj Amt	ISTD Response	ISTD Amount	Date/Time	File

773469.92	287430.14	100.0000	1.4732	1.0000	11/26/2019	06:44 AM	GEDIT.RS

Level : 6

Area	Height	Vol Adj Amt	ISTD Response	ISTD Amount	Date/Time		File
914774.08	340396.83	120.0000	1.6801	1.2000	11/26/2019	06:43 AM	GEDIT.RS

Level : 7

Area	Height	Vol Adj Amt	ISTD Response	ISTD Amount	Date/Time		File
1035415.44	387279.09	140.0000	1.9054	1.4000	11/26/2019	06:43 AM	GEDIT.RS

Client Id: Initial Calibration

Software Version: 4.1<1L22>
Date: 11/26/2019 06:45 AM
Sample Name : mix 1200;54k
Data File : E:\TC2019\ECD24\11-NOV\N25A014.RAW Date: 11/25/2019 03:51 PM
Sequence File: E:\TC2019\ECD24\11-NOV\PCB2.SEQ Cycle: 728 Channel : A
Instrument : AUTO_ECD24 Rack/Vial: 0/0 Operator:
Sample Amount : 1.0000 Dilution Factor : 1.00

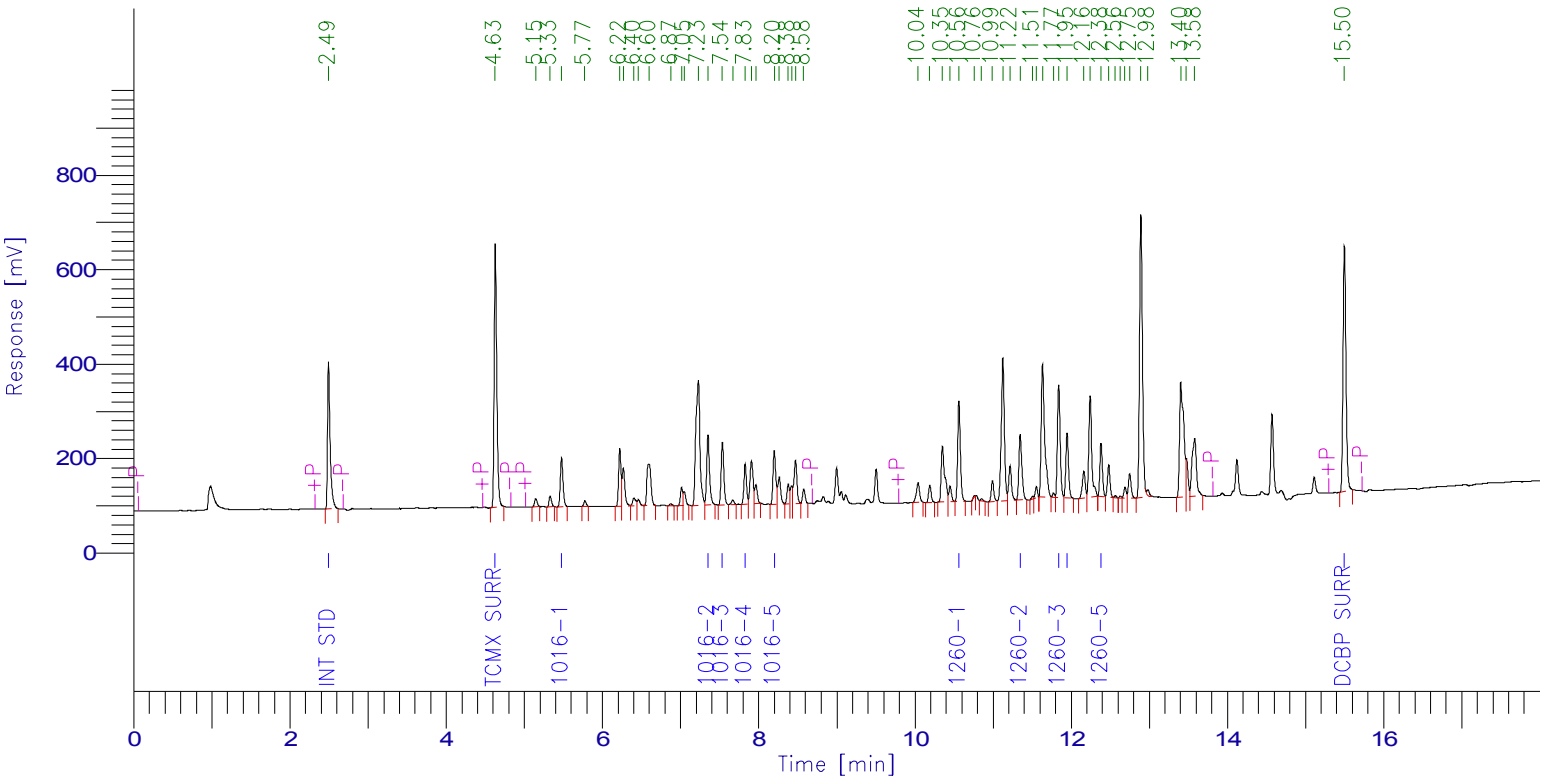

PCB Report

Time [min]	Component Name	Raw Amount	Area [µV·s]	Surrogate SM/WM	Surrogate QC / SL	Spike Rec Soils (%)	Spike Rec Water (%)
2.493	Int Std	100.0000	701642.40	250.0000	100.0000	40.0000	20.0000
4.628	TCMX SURR	125.1145	1334015.52	312.7863	125.1145	50.0458	25.0229
5.476	1016-1	1113.0010	243171.84	2782.5025	1113.0010	445.2004	222.6002
7.350	1016-2	1060.0545	379877.16	2650.1361	1060.0545	424.0218	212.0109
7.535	1016-3	1058.1579	313229.96	2645.3946	1058.1579	423.2631	211.6316
7.826	1016-4	1019.9799	200208.31	2549.9496	1019.9799	407.9919	203.9960
8.199	1016-5	1089.8450	274185.57	2724.6125	1089.8450	435.9380	217.9690
10.562	1260-1	1018.8588	523550.72	2547.1470	1018.8588	407.5435	203.7718
11.346	1260-2	1081.9426	379685.20	2704.8564	1081.9426	432.7770	216.3885
11.840	1260-3	1064.7347	579261.79	2661.8367	1064.7347	425.8939	212.9469
11.947	1260-4	1140.1395	322163.94	2850.3487	1140.1395	456.0558	228.0279
12.381	1260-5	1094.8269	262595.28	2737.0673	1094.8269	437.9308	218.9654
15.496	DCBP SURR	122.8144	1325608.32	307.0359	122.8144	49.1257	24.5629
		11089.4695	6839196.01				

Client Id: Initial Calibration

Software Version: 4.1<1L22>
Date: 11/26/2019 06:45 AM
Sample Name : mix 1200;54k
Data File : E:\TC2019\ECD24\11-NOV\N25B014.RAW Date: 11/25/2019 03:51 PM
Sequence File: E:\TC2019\ECD24\11-NOV\PCB2.SEQ Cycle: 728 Channel : B
Instrument : AUTO_ECD24 Rack/Vial: 0/0 Operator:
Sample Amount : 1.0000 Dilution Factor : 1.00

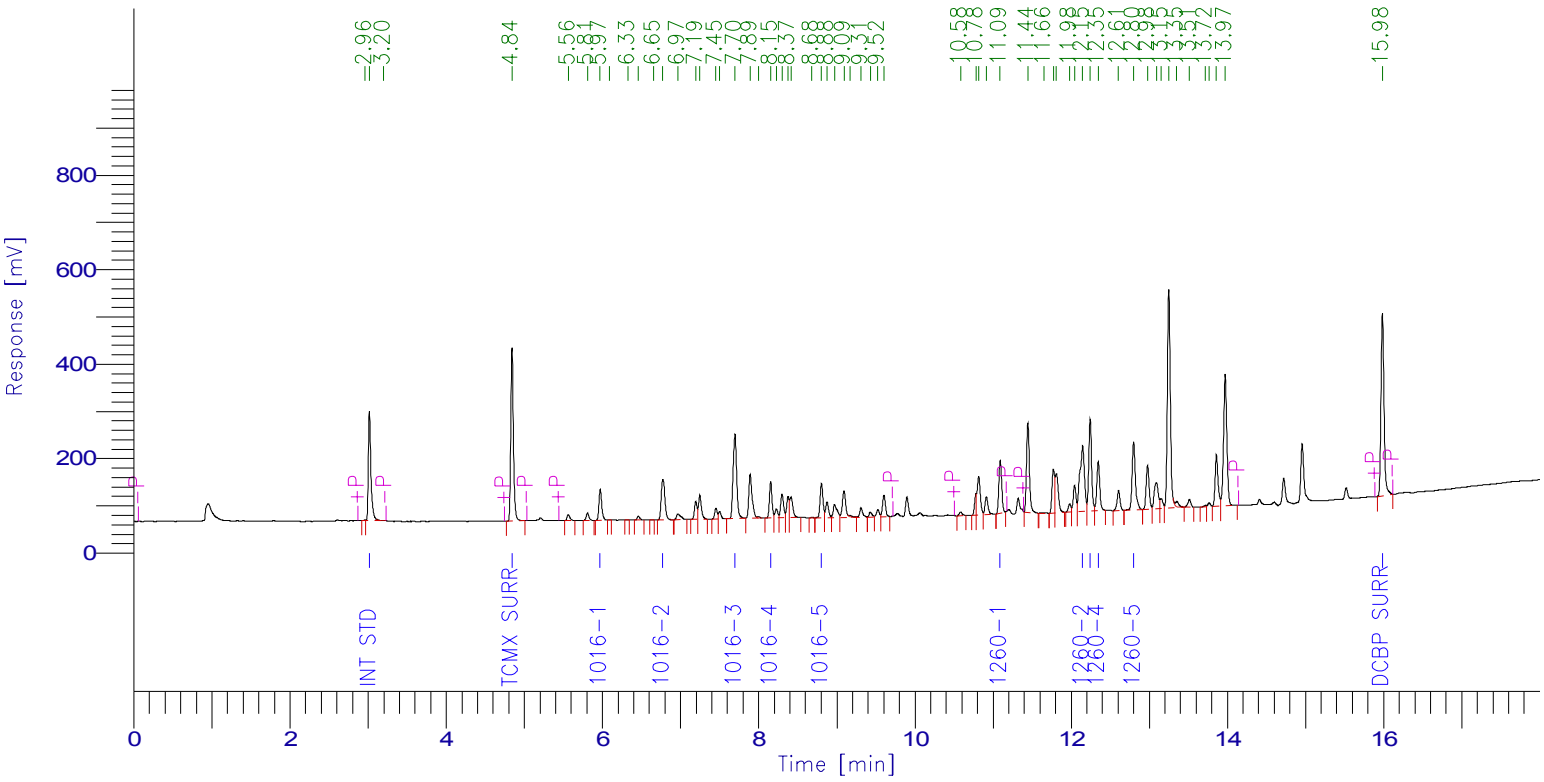

PCB Report

Time [min]	Component Name	Raw Amount	Area [µV·s]	Surrogate SM/WM	Surrogate QC / SL	Spike Rec Soils (%)	Spike Rec Water (%)
3.015	Int Std	100.0000	543403.50	250.0000	100.0000	40.0000	20.0000
4.841	TCMX SURR	120.0855	880365.12	300.2138	120.0855	48.0342	24.0171
5.970	1016-1	1021.3067	164745.70	2553.2667	1021.3067	408.5227	204.2613
6.772	1016-2	960.2417	283332.64	2400.6042	960.2417	384.0967	192.0483
7.696	1016-3	1004.7132	585243.60	2511.7829	1004.7132	401.8853	200.9426
8.152	1016-4	1037.0139	184926.12	2592.5348	1037.0139	414.8056	207.4028
8.802	1016-5	985.9658	182587.20	2464.9144	985.9658	394.3863	197.1932
11.090	1260-1	1037.9775	282224.80	2594.9437	1037.9775	415.1910	207.5955
12.146	1260-2	995.3571	572897.39	2488.3929	995.3571	398.1429	199.0714
12.241	1260-3	978.8511	499037.63	2447.1278	978.8511	391.5404	195.7702
12.345	1260-4	1007.1069	270515.01	2517.7671	1007.1069	402.8427	201.4214
12.798	1260-5	1002.7868	416499.76	2506.9671	1002.7868	401.1147	200.5574
15.982	DCBP SURR	124.9838	1035415.44	312.4595	124.9838	49.9935	24.9968
		10376.3900	5901193.91				

Client Id: Initial Calibration

Software Version: 4.1<1L22>
Date: 11/26/2019 06:45 AM
Sample Name : mix 1000;54i
Data File : E:\TC2019\ECD24\11-NOV\N25A015.RAW Date: 11/25/2019 04:14 PM
Sequence File: E:\TC2019\ECD24\11-NOV\PCB2.SEQ Cycle: 729 Channel : A
Instrument : AUTO_ECD24 Rack/Vial: 0/0 Operator:
Sample Amount : 1.0000 Dilution Factor : 1.00

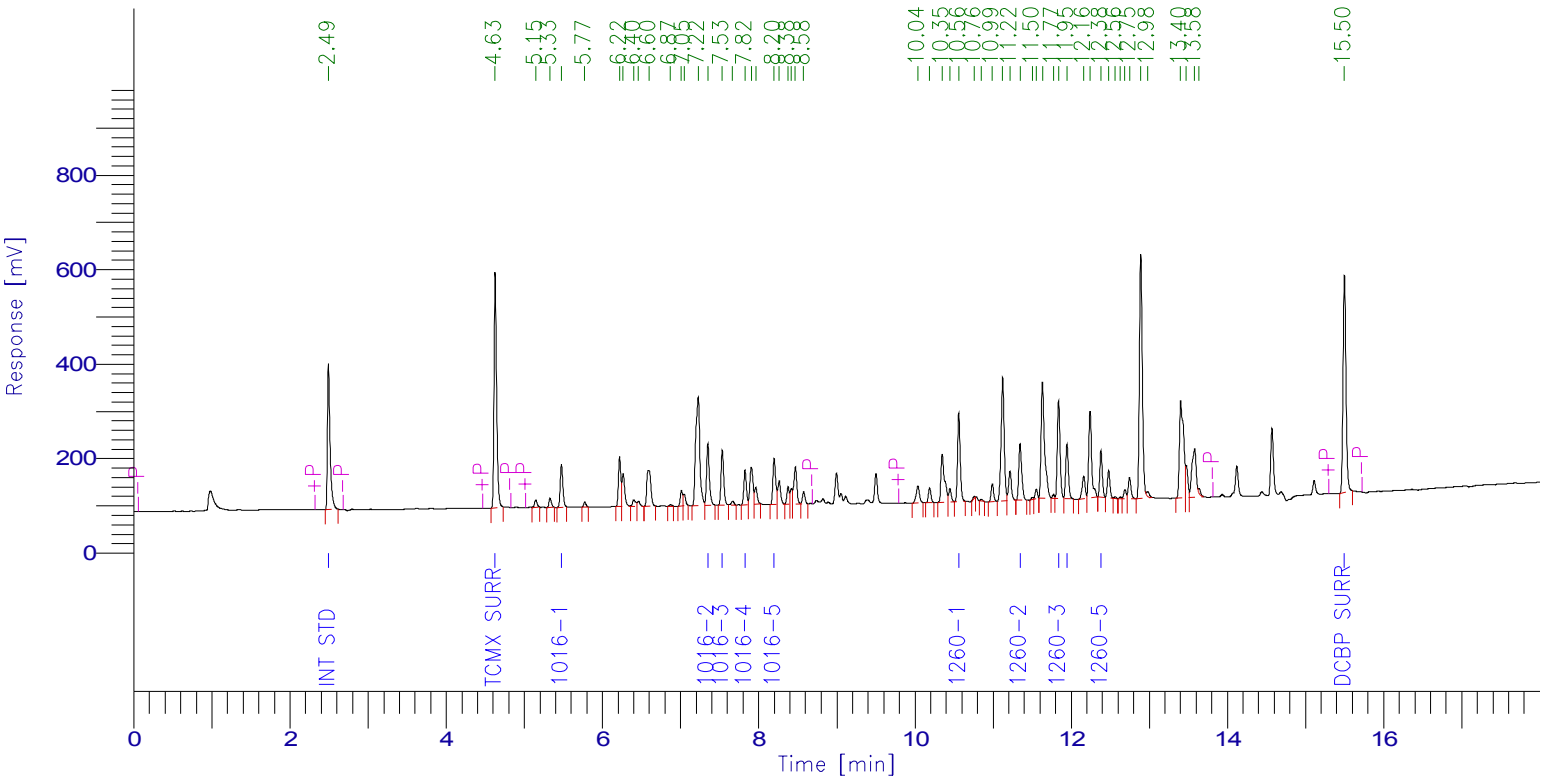

PCB Report

Time [min]	Component Name	Raw Amount	Area [µV·s]	Surrogate SM/WM	Surrogate QC / SL	Spike Rec Soils (%)	Spike Rec Water (%)
2.492	Int Std	100.0000	704378.72	250.0000	100.0000	40.0000	20.0000
4.626	TCMX SURR	110.1891	1179457.20	275.4728	110.1891	44.0756	22.0378
5.475	1016-1	946.3591	207569.76	2365.8977	946.3591	378.5436	189.2718
7.348	1016-2	919.7866	330896.75	2299.4666	919.7866	367.9147	183.9573
7.533	1016-3	925.2549	274956.92	2313.1374	925.2549	370.1020	185.0510
7.824	1016-4	888.5967	175099.78	2221.4918	888.5967	355.4387	177.7193
8.197	1016-5	944.1080	238447.04	2360.2699	944.1080	377.6432	188.8216
10.560	1260-1	884.0483	456048.65	2210.1209	884.0483	353.6193	176.8097
11.344	1260-2	933.0392	328707.60	2332.5980	933.0392	373.2157	186.6078
11.838	1260-3	917.9547	501354.75	2294.8867	917.9547	367.1819	183.5909
11.946	1260-4	980.1354	278032.41	2450.3386	980.1354	392.0542	196.0271
12.381	1260-5	941.8725	226790.05	2354.6814	941.8725	376.7490	188.3745
15.497	DCBP SURR	108.6745	1177562.56	271.6862	108.6745	43.4698	21.7349
		9600.0191	6079302.18				

Client Id: Initial Calibration

Software Version: 4.1<1L22>
Date: 11/26/2019 06:45 AM
Sample Name : mix 1000;54i
Data File : E:\TC2019\ECD24\11-NOV\N25B015.RAW Date: 11/25/2019 04:14 PM
Sequence File: E:\TC2019\ECD24\11-NOV\PCB2.SEQ Cycle: 729 Channel : B
Instrument : AUTO_ECD24 Rack/Vial: 0/0 Operator:
Sample Amount : 1.0000 Dilution Factor : 1.00

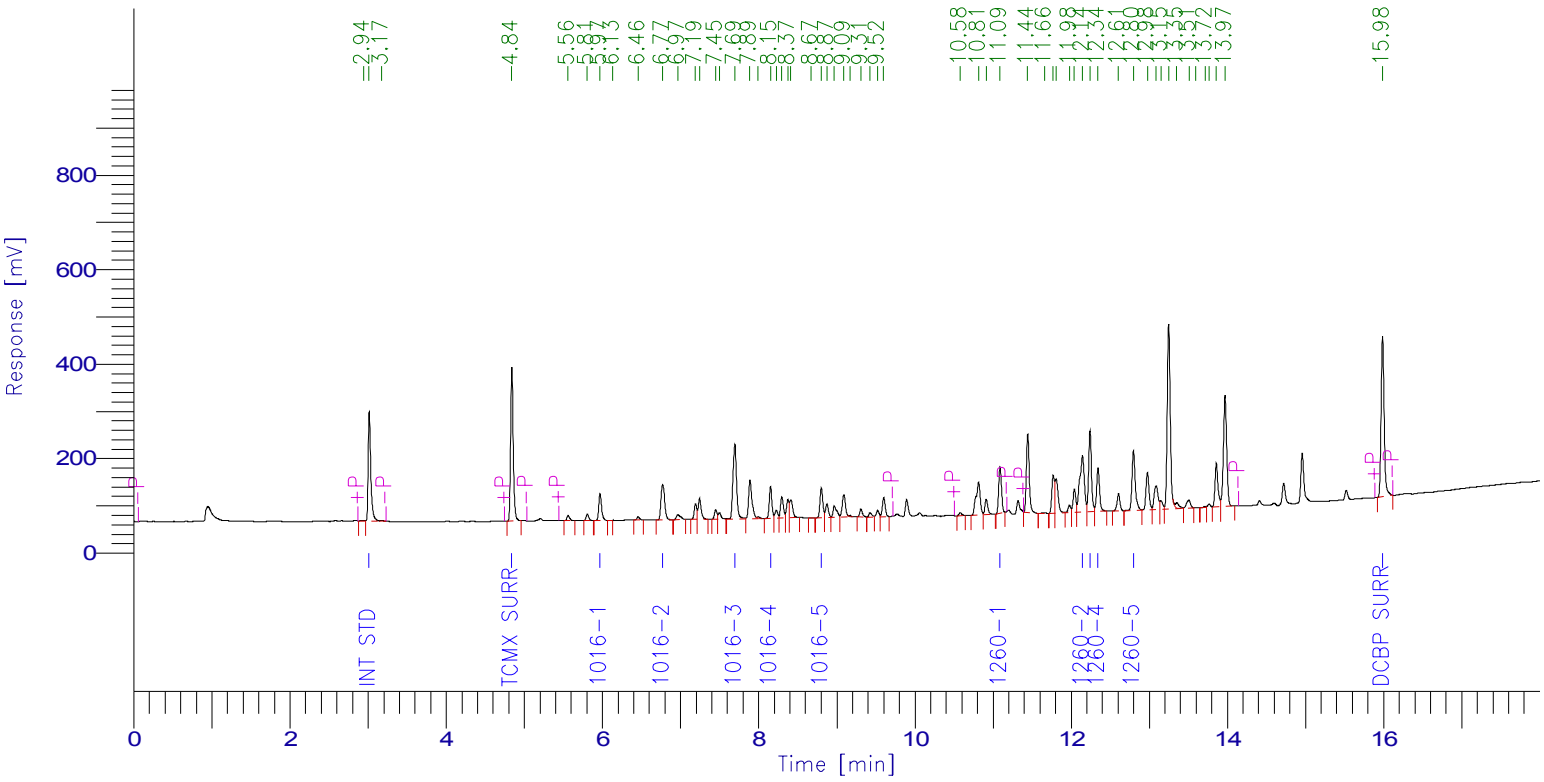

PCB Report

Time [min]	Component Name	Raw Amount	Area [µV·s]	Surrogate SM/WM	Surrogate QC / SL	Spike Rec Soils (%)	Spike Rec Water (%)
3.013	Int Std	100.0000	544478.82	250.0000	100.0000	40.0000	20.0000
4.839	TCMX SURR	105.9109	777985.20	264.7772	105.9109	42.3644	21.1822
5.968	1016-1	877.5373	141834.56	2193.8433	877.5373	351.0149	175.5075
6.769	1016-2	838.1376	247793.52	2095.3441	838.1376	335.2551	167.6275
7.694	1016-3	878.4045	512681.56	2196.0112	878.4045	351.3618	175.6809
8.150	1016-4	897.3801	160342.49	2243.4502	897.3801	358.9520	179.4760
8.801	1016-5	854.0664	158474.24	2135.1659	854.0664	341.6265	170.8133
11.088	1260-1	905.6967	246745.12	2264.2417	905.6967	362.2787	181.1393
12.144	1260-2	861.9422	497089.53	2154.8555	861.9422	344.7769	172.3884
12.239	1260-3	852.8574	435663.96	2132.1435	852.8574	341.1430	170.5715
12.342	1260-4	871.9148	234665.07	2179.7871	871.9148	348.7659	174.3830
12.796	1260-5	877.0725	365006.13	2192.6811	877.0725	350.8290	175.4145
15.984	DCBP SURR	110.2032	914774.08	275.5081	110.2032	44.0813	22.0406
		9031.1235	5237534.27				

Client Id: Initial Calibration

Software Version: 4.1<1L22>
Date: 11/26/2019 06:45 AM
Sample Name : mix 800;54i
Data File : E:\TC2019\ECD24\11-NOV\N25A016.RAW Date: 11/25/2019 04:37 PM
Sequence File: E:\TC2019\ECD24\11-NOV\PCB2.SEQ Cycle: 730 Channel : A
Instrument : AUTO_ECD24 Rack/Vial: 0/0 Operator:
Sample Amount : 1.0000 Dilution Factor : 1.00

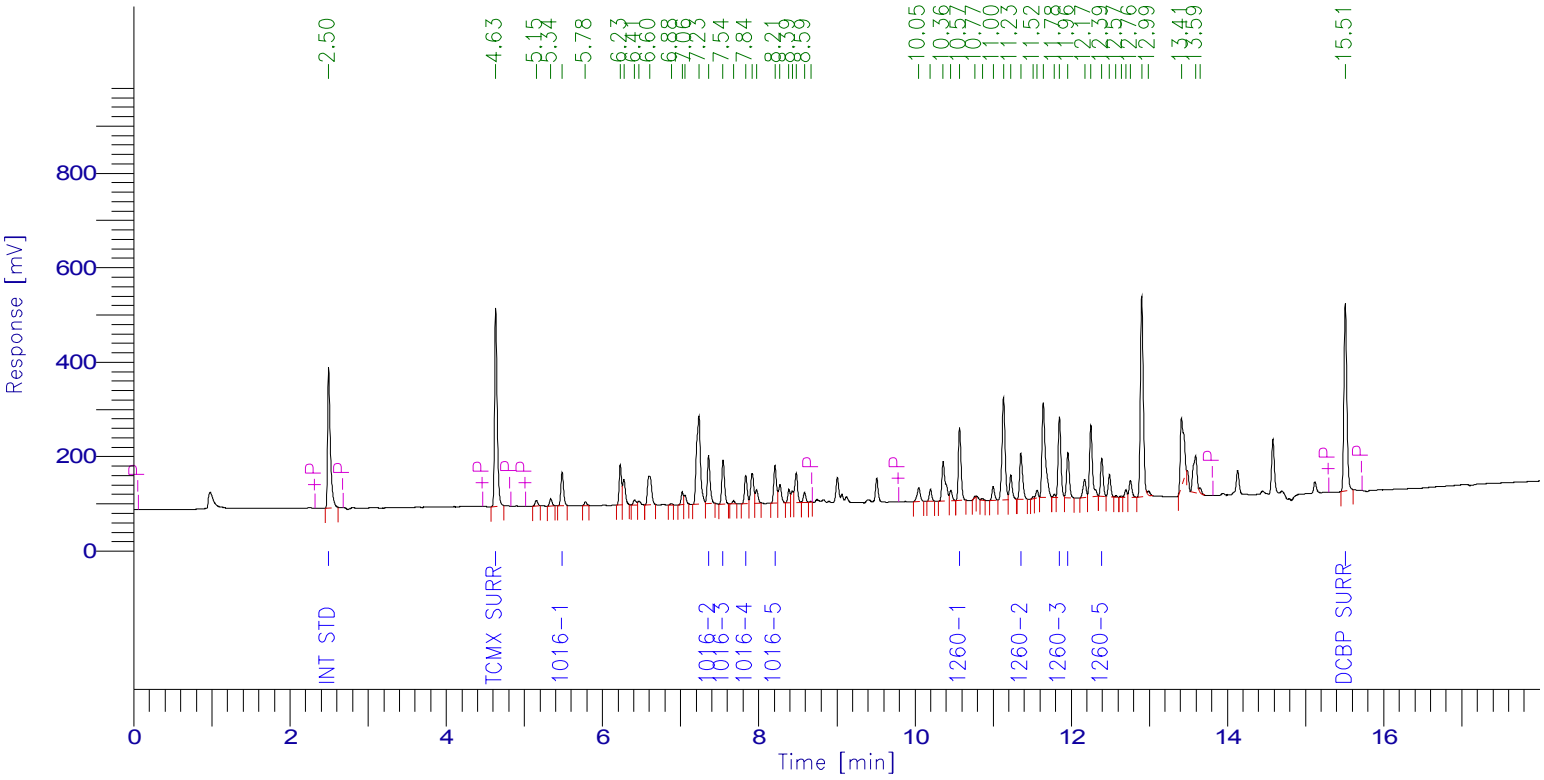

PCB Report

Time [min]	Component Name	Raw Amount	Area [µV·s]	Surrogate SM/WM	Surrogate QC / SL	Spike Rec Soils (%)	Spike Rec Water (%)
2.495	Int Std	100.0000	700828.32	250.0000	100.0000	40.0000	20.0000
4.633	TCMX SURR	93.0902	991408.88	232.7254	93.0902	37.2361	18.6180
5.483	1016-1	756.8038	165156.96	1892.0096	756.8038	302.7215	151.3608
7.358	1016-2	724.1641	259207.63	1810.4101	724.1641	289.6656	144.8328
7.543	1016-3	733.6380	216915.44	1834.0950	733.6380	293.4552	146.7276
7.835	1016-4	732.2024	143554.71	1830.5059	732.2024	292.8809	146.4405
8.208	1016-5	770.5847	193640.45	1926.4619	770.5847	308.2339	154.1169
10.571	1260-1	722.7274	370949.76	1806.8185	722.7274	289.0910	144.5455
11.355	1260-2	754.4688	264457.92	1886.1721	754.4688	301.7875	150.8938
11.849	1260-3	751.2423	408234.17	1878.1058	751.2423	300.4969	150.2485
11.957	1260-4	798.5232	225373.20	1996.3079	798.5232	319.4093	159.7046
12.392	1260-5	769.7309	184406.48	1924.3272	769.7309	307.8924	153.9462
15.508	DCBP SURR	93.0313	1002976.64	232.5782	93.0313	37.2125	18.6063
		7800.2071	5127110.57				

Client Id: Initial Calibration

Software Version: 4.1<1L22>
Date: 11/26/2019 06:45 AM
Sample Name : mix 800;54i
Data File : E:\TC2019\ECD24\11-NOV\N25B016.RAW Date: 11/25/2019 04:37 PM
Sequence File: E:\TC2019\ECD24\11-NOV\PCB2.SEQ Cycle: 730 Channel : B
Instrument : AUTO_ECD24 Rack/Vial: 0/0 Operator:
Sample Amount : 1.0000 Dilution Factor : 1.00

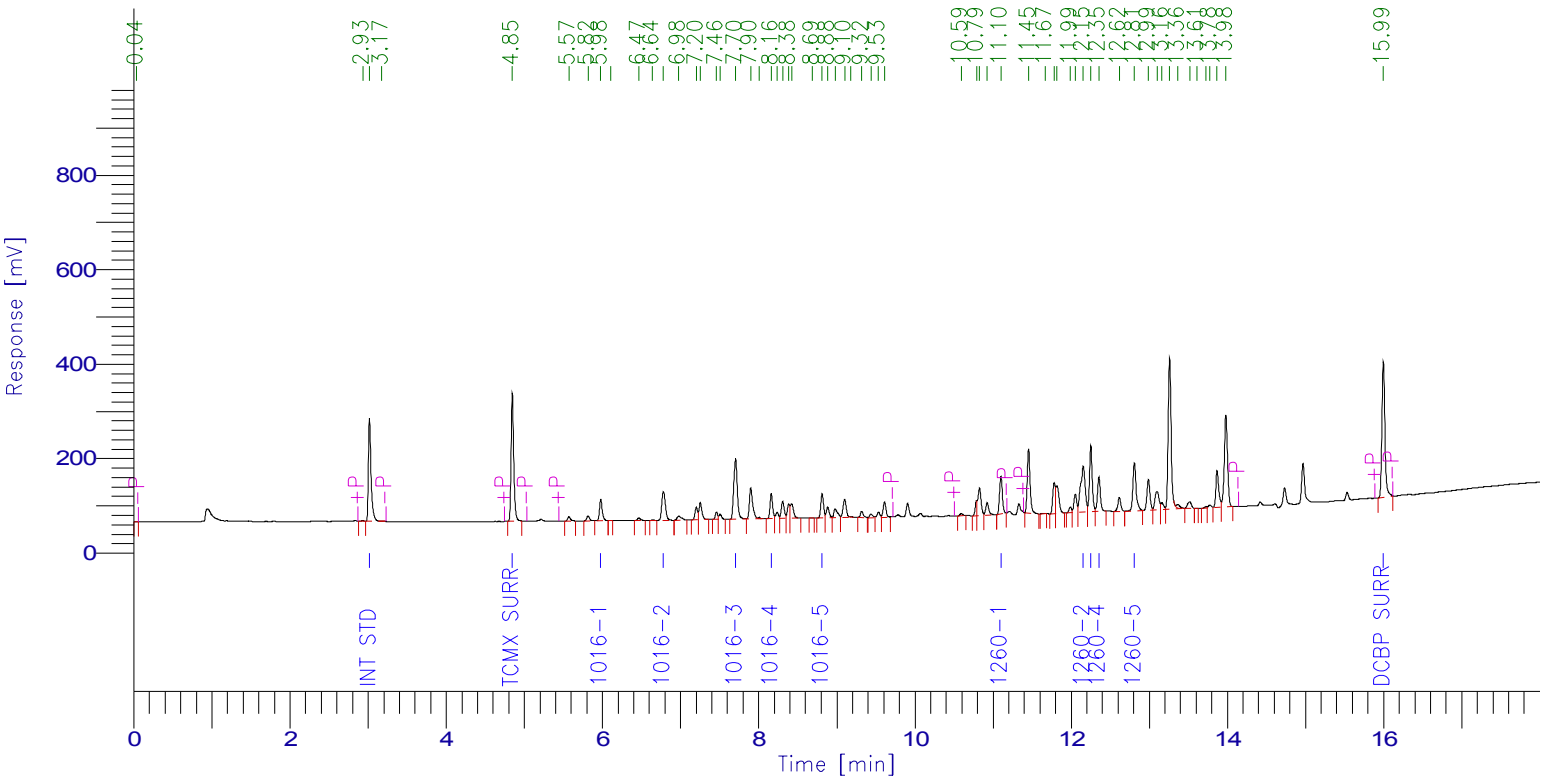

PCB Report

Time [min]	Component Name	Raw Amount	Area [µV·s]	Surrogate SM/WM	Surrogate QC / SL	Spike Rec Soils (%)	Spike Rec Water (%)
3.016	Int Std	100.0000	525012.40	250.0000	100.0000	40.0000	20.0000
4.845	TCMX SURR	92.0049	651674.00	230.0123	92.0049	36.8020	18.4010
5.977	1016-1	727.9394	113448.90	1819.8485	727.9394	291.1758	145.5879
6.778	1016-2	698.5296	199135.18	1746.3240	698.5296	279.4118	139.7059
7.704	1016-3	734.3695	413291.36	1835.9237	734.3695	293.7478	146.8739
8.160	1016-4	741.9899	127837.66	1854.9748	741.9899	296.7960	148.3980
8.810	1016-5	713.4245	127644.94	1783.5611	713.4245	285.3698	142.6849
11.099	1260-1	764.8837	200932.32	1912.2093	764.8837	305.9535	152.9767
12.154	1260-2	719.4020	400052.23	1798.5050	719.4020	287.7608	143.8804
12.250	1260-3	717.3485	353340.94	1793.3712	717.3485	286.9394	143.4697
12.353	1260-4	728.8248	189141.17	1822.0619	728.8248	291.5299	145.7650
12.807	1260-5	734.3457	294682.14	1835.8643	734.3457	293.7383	146.8691
15.994	DCBP SURR	96.6352	773469.92	241.5880	96.6352	38.6541	19.3270
		7569.6977	4369663.15				

Client Id: Initial Calibration

Software Version: 4.1<1L22>
Date: 11/26/2019 06:45 AM
Sample Name : mix 600;54n
Data File : E:\TC2019\ECD24\11-NOV\N25A017.RAW Date: 11/25/2019 05:01 PM
Sequence File: E:\TC2019\ECD24\11-NOV\PCB2.SEQ Cycle: 731 Channel : A
Instrument : AUTO_ECD24 Rack/Vial: 0/0 Operator:
Sample Amount : 1.0000 Dilution Factor : 1.00

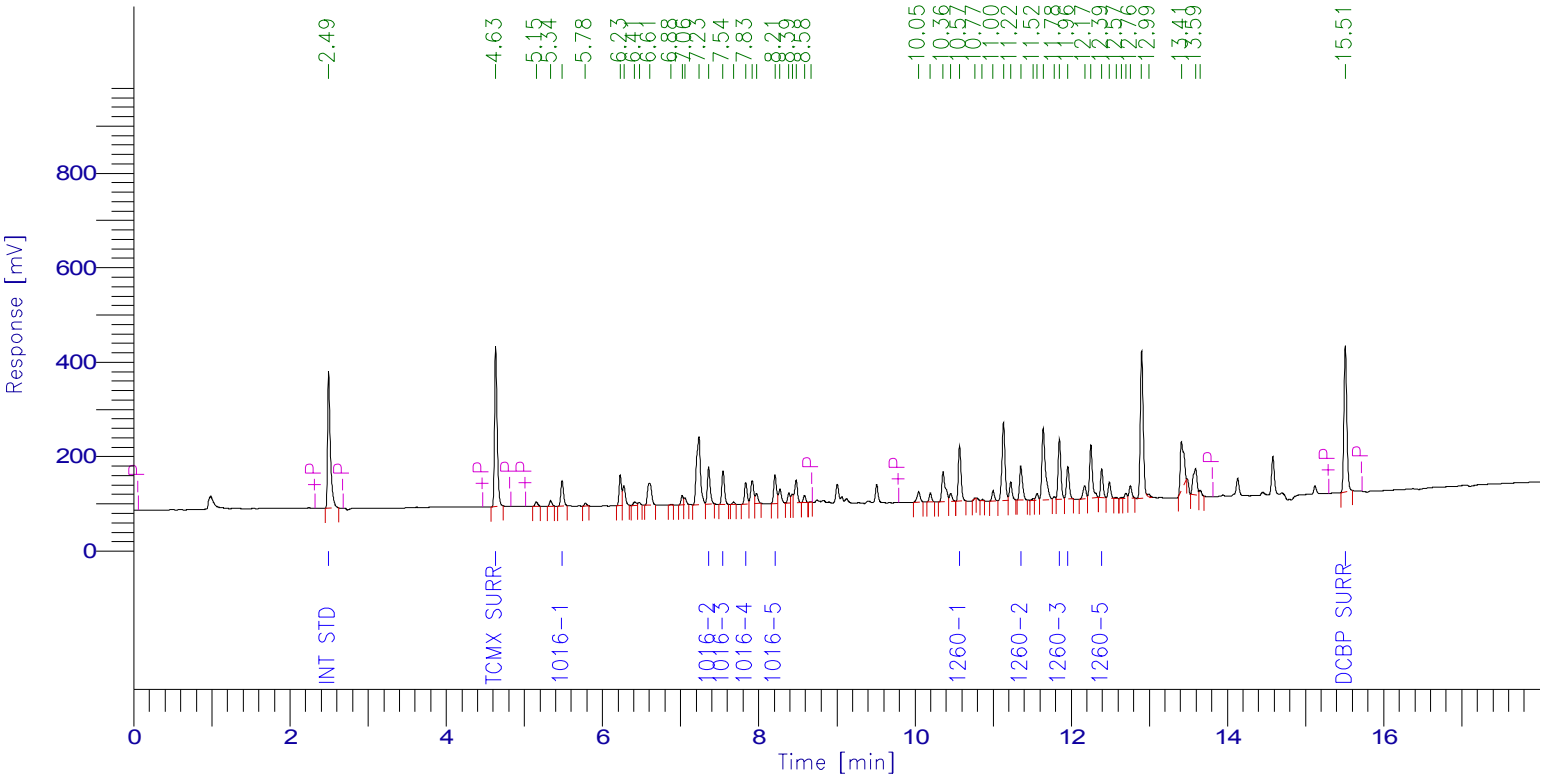

PCB Report

Time [min]	Component Name	Raw Amount	Area [µV·s]	Surrogate SM/WM	Surrogate QC / SL	Spike Rec Soils (%)	Spike Rec Water (%)
2.494	Int Std	100.0000	686834.88	250.0000	100.0000	40.0000	20.0000
4.633	TCMX SURR	77.2313	806089.28	193.0783	77.2313	30.8925	15.4463
5.482	1016-1	590.9429	126386.24	1477.3573	590.9429	236.3772	118.1886
7.358	1016-2	566.1986	198618.79	1415.4966	566.1986	226.4795	113.2397
7.543	1016-3	571.9519	165732.96	1429.8798	571.9519	228.7808	114.3904
7.834	1016-4	571.7904	109866.14	1429.4760	571.7904	228.7162	114.3581
8.208	1016-5	604.5077	148873.78	1511.2692	604.5077	241.8031	120.9015
10.571	1260-1	563.4546	283426.32	1408.6364	563.4546	225.3818	112.6909
11.354	1260-2	571.8788	196453.60	1429.6971	571.8788	228.7515	114.3758
11.849	1260-3	580.7994	309311.60	1451.9986	580.7994	232.3198	116.1599
11.956	1260-4	602.0923	166539.99	1505.2308	602.0923	240.8369	120.4185
12.390	1260-5	574.6162	134913.62	1436.5404	574.6162	229.8465	114.9232
15.508	DCBP SURR	73.4784	776358.72	183.6961	73.4784	29.3914	14.6957
		6048.9427	4109405.92				

Client Id: Initial Calibration

Software Version: 4.1<1L22>
Date: 11/26/2019 06:45 AM
Sample Name : mix 600;54n
Data File : E:\TC2019\ECD24\11-NOV\N25B017.RAW Date: 11/25/2019 05:01 PM
Sequence File: E:\TC2019\ECD24\11-NOV\PCB2.SEQ Cycle: 731 Channel : B
Instrument : AUTO_ECD24 Rack/Vial: 0/0 Operator:
Sample Amount : 1.0000 Dilution Factor : 1.00

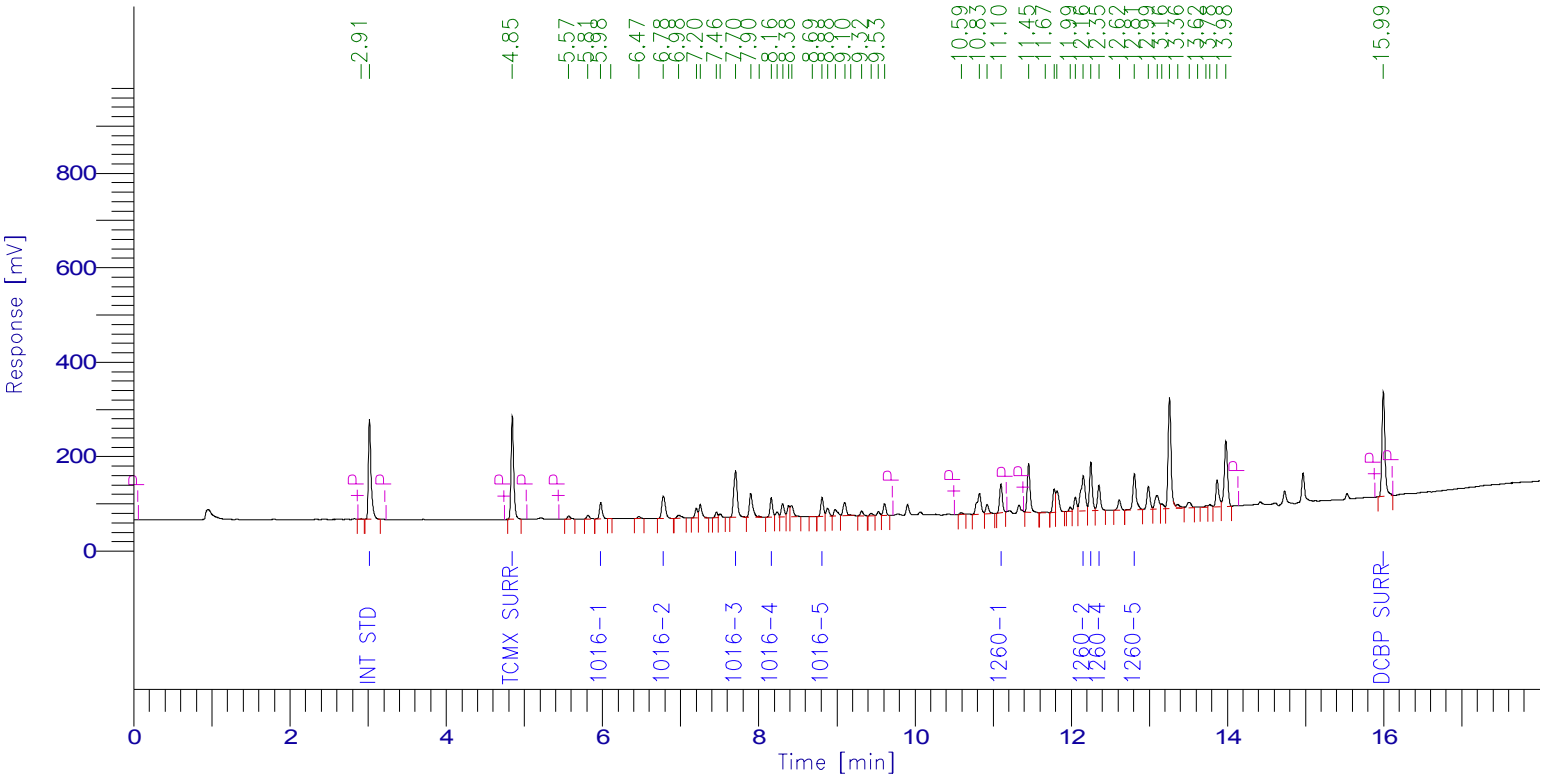

PCB Report

Time [min]	Component Name	Raw Amount	Area [µV·s]	Surrogate SM/WM	Surrogate QC / SL	Spike Rec Soils (%)	Spike Rec Water (%)
3.016	Int Std	100.0000	512704.96	250.0000	100.0000	40.0000	20.0000
4.845	TCMX SURR	76.8403	531503.68	192.1007	76.8403	30.7361	15.3681
5.977	1016-1	571.6852	87008.16	1429.2131	571.6852	228.6741	114.3370
6.778	1016-2	558.4205	155461.36	1396.0512	558.4205	223.3682	111.6841
7.704	1016-3	582.5545	320166.76	1456.3863	582.5545	233.0218	116.5109
8.160	1016-4	580.6943	97702.64	1451.7357	580.6943	232.2777	116.1389
8.810	1016-5	562.3120	98249.64	1405.7801	562.3120	224.9248	112.4624
11.099	1260-1	588.7858	151046.16	1471.9646	588.7858	235.5143	117.7572
12.155	1260-2	547.2583	297190.80	1368.1458	547.2583	218.9033	109.4517
12.250	1260-3	544.6132	261968.99	1361.5329	544.6132	217.8453	108.9226
12.354	1260-4	549.5913	139283.84	1373.9782	549.5913	219.8365	109.9183
12.807	1260-5	562.3896	220388.30	1405.9741	562.3896	224.9559	112.4779
15.994	DCBP SURR	76.3515	596792.64	190.8787	76.3515	30.5406	15.2703
		5901.4965	3469467.93				

Client Id: Initial Calibration

Software Version: 4.1<1L22>
Date: 11/26/2019 06:45 AM
Sample Name : mix 400;54o
Data File : E:\TC2019\ECD24\11-NOV\N25A018.RAW Date: 11/25/2019 05:24 PM
Sequence File: E:\TC2019\ECD24\11-NOV\PCB2.SEQ Cycle: 732 Channel : A
Instrument : AUTO_ECD24 Rack/Vial: 0/0 Operator:
Sample Amount : 1.0000 Dilution Factor : 1.00

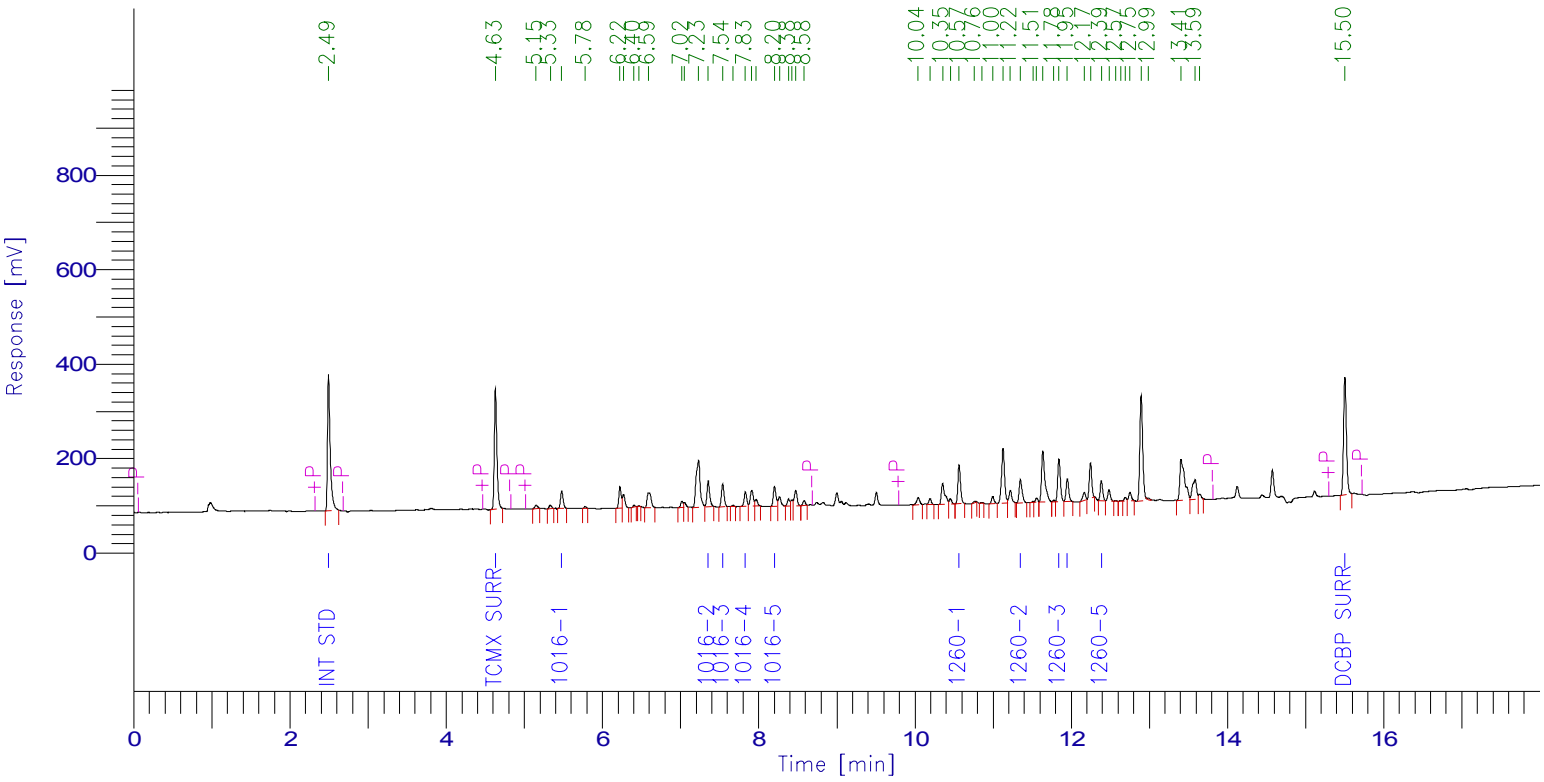

PCB Report

Time [min]	Component Name	Raw Amount	Area [µV·s]	Surrogate SM/WM	Surrogate QC / SL	Spike Rec Soils (%)	Spike Rec Water (%)
2.493	Int Std	100.0000	680351.52	250.0000	100.0000	40.0000	20.0000
4.630	TCMX SURR	58.1775	601486.56	145.4438	58.1775	23.2710	11.6355
5.478	1016-1	398.2454	84369.60	995.6134	398.2454	159.2981	79.6491
7.353	1016-2	394.8092	137189.17	987.0230	394.8092	157.9237	78.9618
7.538	1016-3	389.8430	111897.44	974.6076	389.8430	155.9372	77.9686
7.830	1016-4	396.7947	75522.08	991.9868	396.7947	158.7179	79.3589
8.202	1016-5	415.7675	101425.67	1039.4186	415.7675	166.3070	83.1535
10.565	1260-1	397.2124	197917.92	993.0311	397.2124	158.8850	79.4425
11.349	1260-2	400.1955	136178.72	1000.4889	400.1955	160.0782	80.0391
11.843	1260-3	400.6677	211366.14	1001.6694	400.6677	160.2671	80.1335
11.950	1260-4	412.4205	112999.55	1031.0513	412.4205	164.9682	82.4841
12.386	1260-5	405.4535	94297.48	1013.6339	405.4535	162.1814	81.0907
15.502	DCBP SURR	59.1996	619587.36	147.9991	59.1996	23.6799	11.8399
		4228.7867	3164589.20				

Client Id: Initial Calibration

Software Version: 4.1<1L22>
Date: 11/26/2019 06:45 AM
Sample Name : mix 400;54o
Data File : E:\TC2019\ECD24\11-NOV\N25B018.RAW Date: 11/25/2019 05:24 PM
Sequence File: E:\TC2019\ECD24\11-NOV\PCB2.SEQ Cycle: 732 Channel : B
Instrument : AUTO_ECD24 Rack/Vial: 0/0 Operator:
Sample Amount : 1.0000 Dilution Factor : 1.00

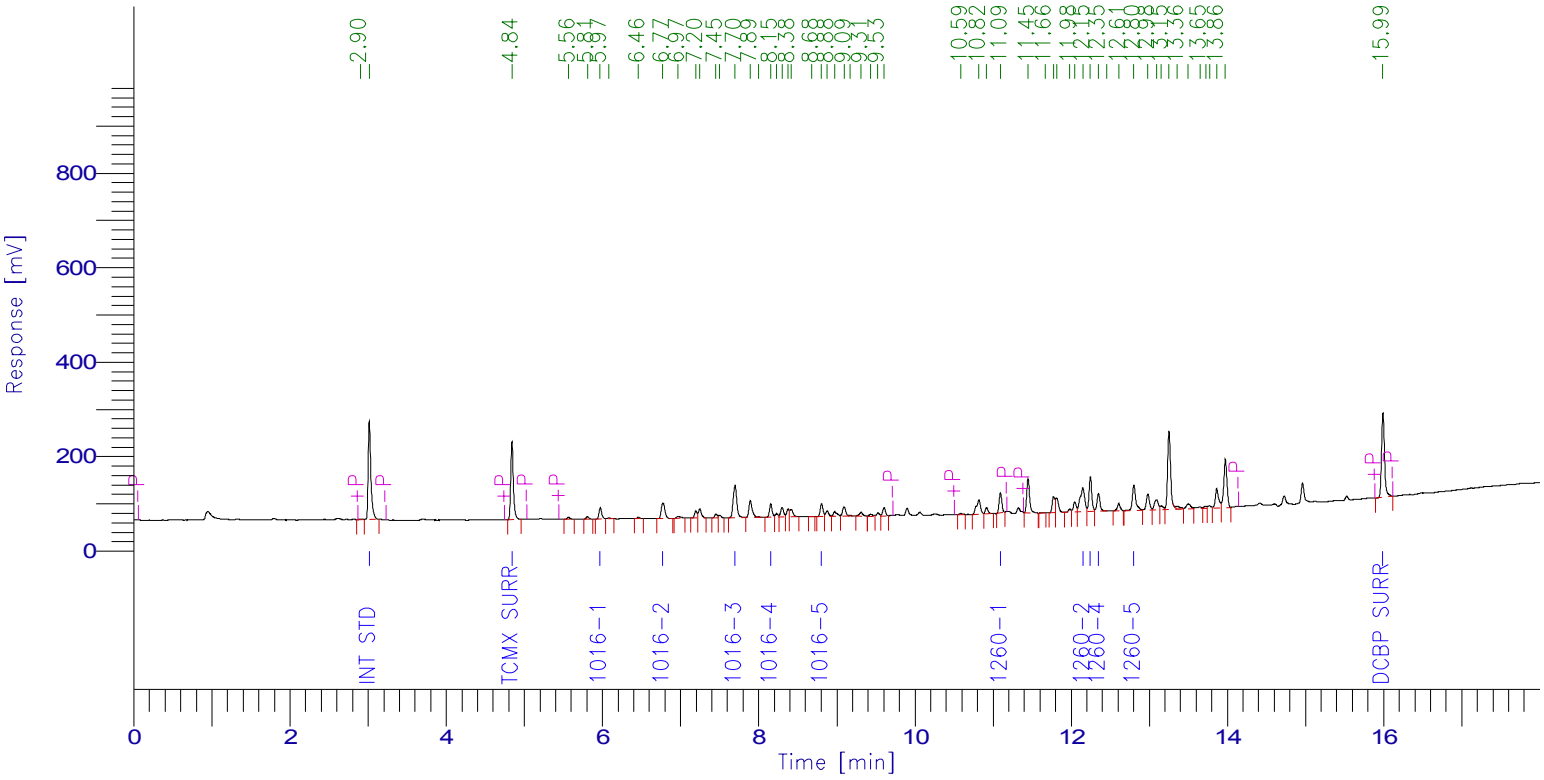

PCB Report

Time [min]	Component Name	Raw Amount	Area [µV·s]	Surrogate SM/WM	Surrogate QC / SL	Spike Rec Soils (%)	Spike Rec Water (%)
3.014	Int Std	100.0000	505016.58	250.0000	100.0000	40.0000	20.0000
4.840	TCMX SURR	58.0736	395670.72	145.1839	58.0736	23.2294	11.6147
5.971	1016-1	388.6755	58267.76	971.6888	388.6755	155.4702	77.7351
6.772	1016-2	393.4971	107904.80	983.7427	393.4971	157.3988	78.6994
7.698	1016-3	413.2843	223731.29	1033.2108	413.2843	165.3137	82.6569
8.153	1016-4	405.5159	67205.48	1013.7897	405.5159	162.2063	81.1032
8.804	1016-5	394.2479	67851.76	985.6197	394.2479	157.6992	78.8496
11.093	1260-1	402.6657	101750.16	1006.6643	402.6657	161.0663	80.5331
12.148	1260-2	390.3066	208779.07	975.7664	390.3066	156.1226	78.0613
12.244	1260-3	388.7834	184207.62	971.9585	388.7834	155.5134	77.7567
12.348	1260-4	395.4230	98709.95	988.5575	395.4230	158.1692	79.0846
12.801	1260-5	425.9982	164436.07	1064.9955	425.9982	170.3993	85.1996
15.989	DCBP SURR	62.0174	477482.72	155.0435	62.0174	24.8070	12.4035
		4218.4885	2661013.98				

Client Id: Initial Calibration

Software Version: 4.1<1L22>
Date: 11/26/2019 06:45 AM
Sample Name : mix 200;54p
Data File : E:\TC2019\ECD24\11-NOV\N25A019.RAW Date: 11/25/2019 05:48 PM
Sequence File: E:\TC2019\ECD24\11-NOV\PCB2.SEQ Cycle: 733 Channel : A
Instrument : AUTO_ECD24 Rack/Vial: 0/0 Operator:
Sample Amount : 1.0000 Dilution Factor : 1.00

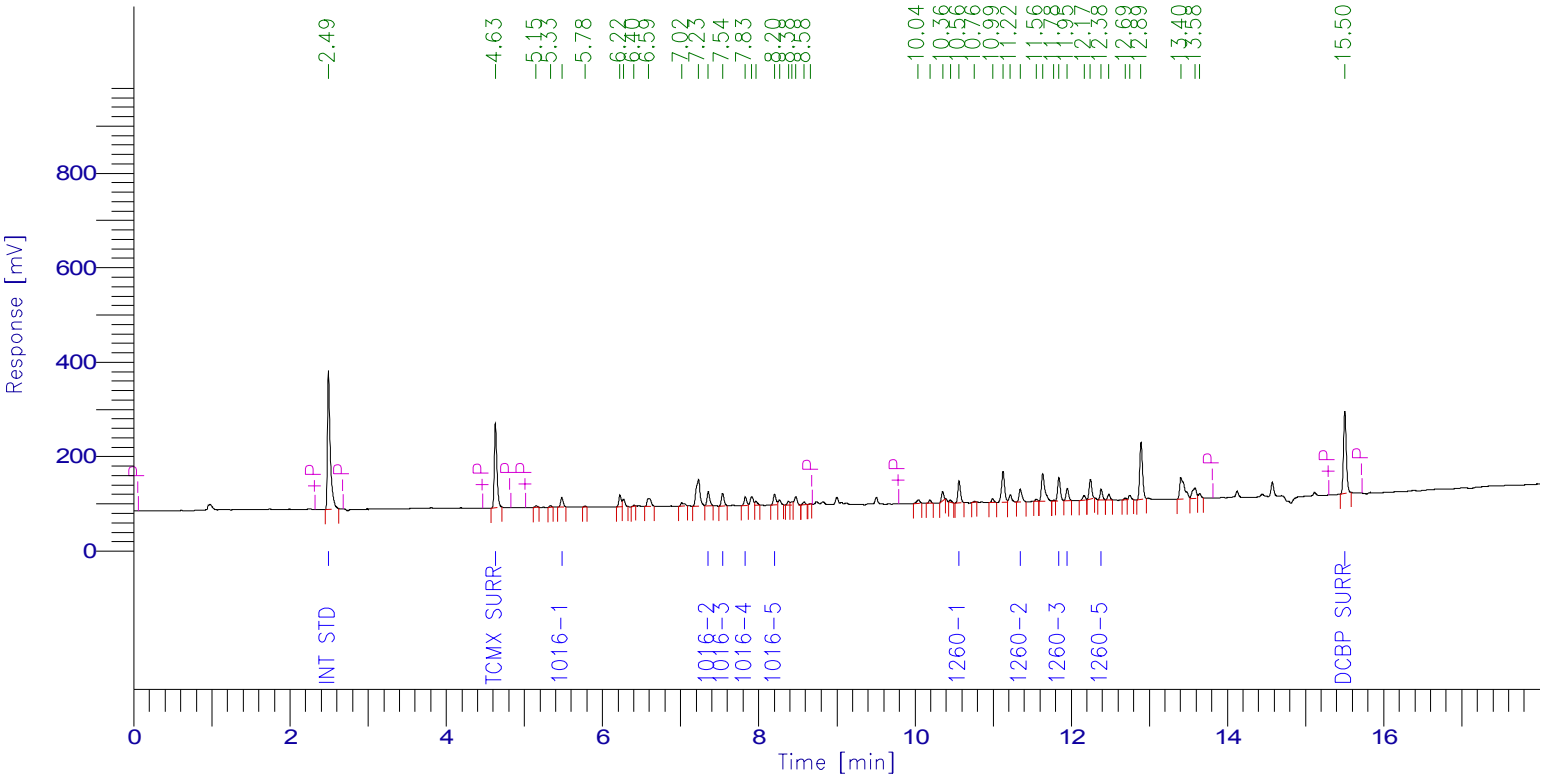

PCB Report

Time [min]	Component Name	Raw Amount	Area [µV·s]	Surrogate SM/WM	Surrogate QC / SL	Spike Rec Soils (%)	Spike Rec Water (%)
2.493	Int Std	100.0000	703260.80	250.0000	100.0000	40.0000	20.0000
4.630	TCMX SURR	39.5073	422212.96	98.7684	39.5073	15.8029	7.9015
5.479	1016-1	206.1806	45150.88	515.4516	206.1806	82.4723	41.2361
7.353	1016-2	208.3407	74832.40	520.8517	208.3407	83.3363	41.6681
7.538	1016-3	206.1784	61172.56	515.4461	206.1784	82.4714	41.2357
7.829	1016-4	212.1231	41732.95	530.3078	212.1231	84.8492	42.4246
8.203	1016-5	215.8220	54422.20	539.5549	215.8220	86.3288	43.1644
10.564	1260-1	211.8307	109102.40	529.5768	211.8307	84.7323	42.3661
11.347	1260-2	209.6467	73740.84	524.1168	209.6467	83.8587	41.9293
11.843	1260-3	209.5930	114290.67	523.9824	209.5930	83.8372	41.9186
11.949	1260-4	206.3046	58429.00	515.7615	206.3046	82.5218	41.2609
12.383	1260-5	208.3205	50081.12	520.8012	208.3205	83.3282	41.6641
15.501	DCBP SURR	39.3036	425205.28	98.2589	39.3036	15.7214	7.8607
		2273.1513	2233634.06				

Client Id: Initial Calibration

Software Version: 4.1<1L22>
Date: 11/26/2019 06:45 AM
Sample Name : mix 200;54p
Data File : E:\TC2019\ECD24\11-NOV\N25B019.RAW Date: 11/25/2019 05:48 PM
Sequence File: E:\TC2019\ECD24\11-NOV\PCB2.SEQ Cycle: 733 Channel : B
Instrument : AUTO_ECD24 Rack/Vial: 0/0 Operator:
Sample Amount : 1.0000 Dilution Factor : 1.00

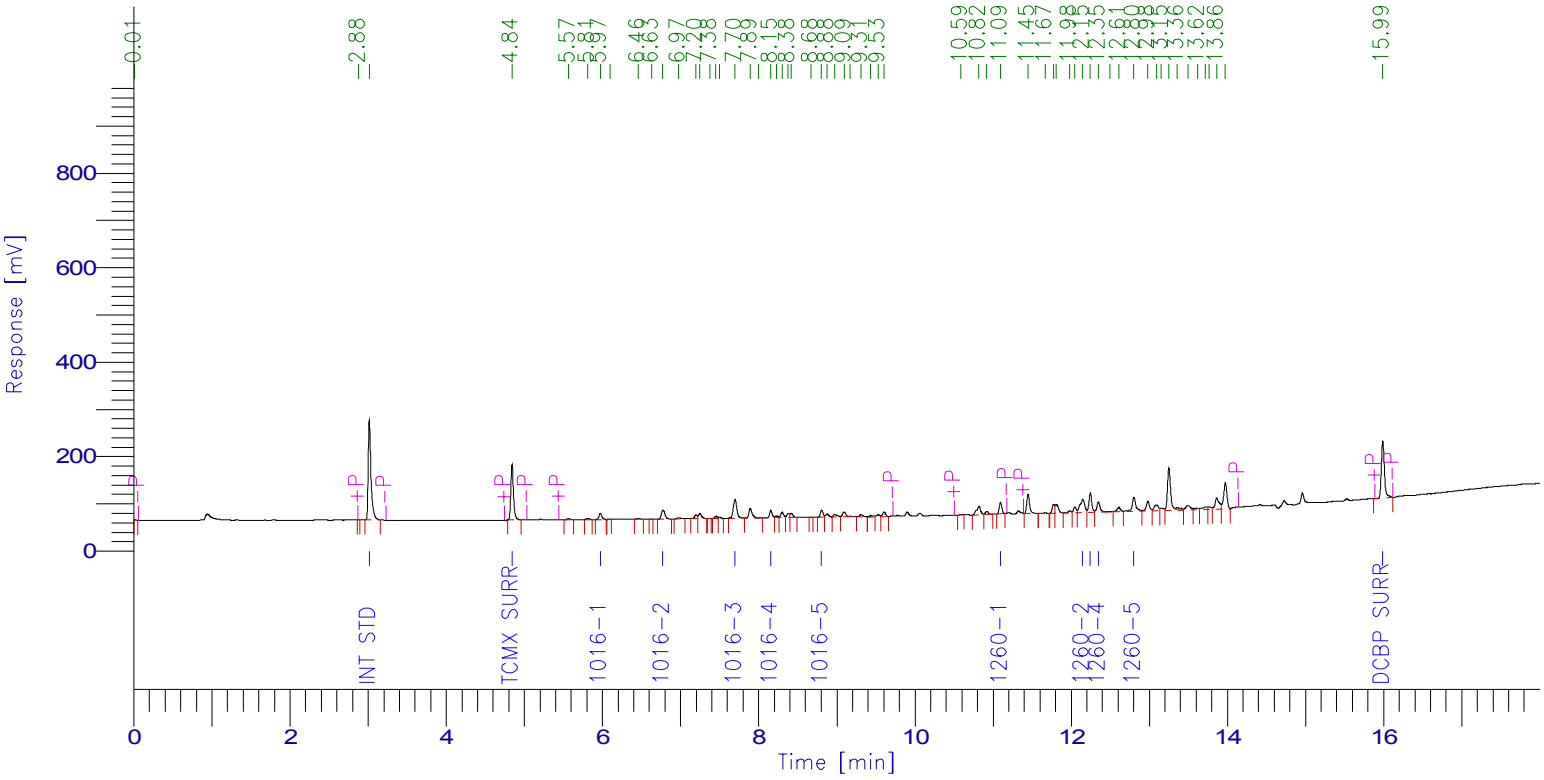

PCB Report

Time [min]	Component Name	Raw Amount	Area [µV·s]	Surrogate SM/WM	Surrogate QC / SL	Spike Rec Soils (%)	Spike Rec Water (%)
3.014	Int Std	100.0000	525949.28	250.0000	100.0000	40.0000	20.0000
4.841	TCMX SURR	39.9856	283724.40	99.9639	39.9856	15.9942	7.9971
5.971	1016-1	212.3239	33149.60	530.8098	212.3239	84.9296	42.4648
6.773	1016-2	214.6125	61290.40	536.5312	214.6125	85.8450	42.9225
7.699	1016-3	225.6117	127197.22	564.0292	225.6117	90.2447	45.1223
8.154	1016-4	220.1497	37997.34	550.3743	220.1497	88.0599	44.0299
8.805	1016-5	208.3090	37336.87	520.7724	208.3090	83.3236	41.6618
11.094	1260-1	215.6658	56755.76	539.1645	215.6658	86.2663	43.1332
12.148	1260-2	215.1870	119876.86	537.9675	215.1870	86.0748	43.0374
12.243	1260-3	214.3220	105755.98	535.8051	214.3220	85.7288	42.8644
12.347	1260-4	240.1964	62445.87	600.4910	240.1964	96.0786	48.0393
12.801	1260-5	245.8678	98839.21	614.6695	245.8678	98.3471	49.1736
15.986	DCBP SURR	40.9132	328054.40	102.2830	40.9132	16.3653	8.1826
		2393.1446	1878373.20				

Client Id: Initial Calibration

Software Version: 4.1<1L22>
Date: 11/26/2019 06:45 AM
Sample Name : mix 100;54q
Data File : E:\TC2019\ECD24\11-NOV\N25A020.RAW Date: 11/25/2019 06:11 PM
Sequence File: E:\TC2019\ECD24\11-NOV\PCB2.SEQ Cycle: 734 Channel : A
Instrument : AUTO_ECD24 Rack/Vial: 0/0 Operator:
Sample Amount : 1.0000 Dilution Factor : 1.00

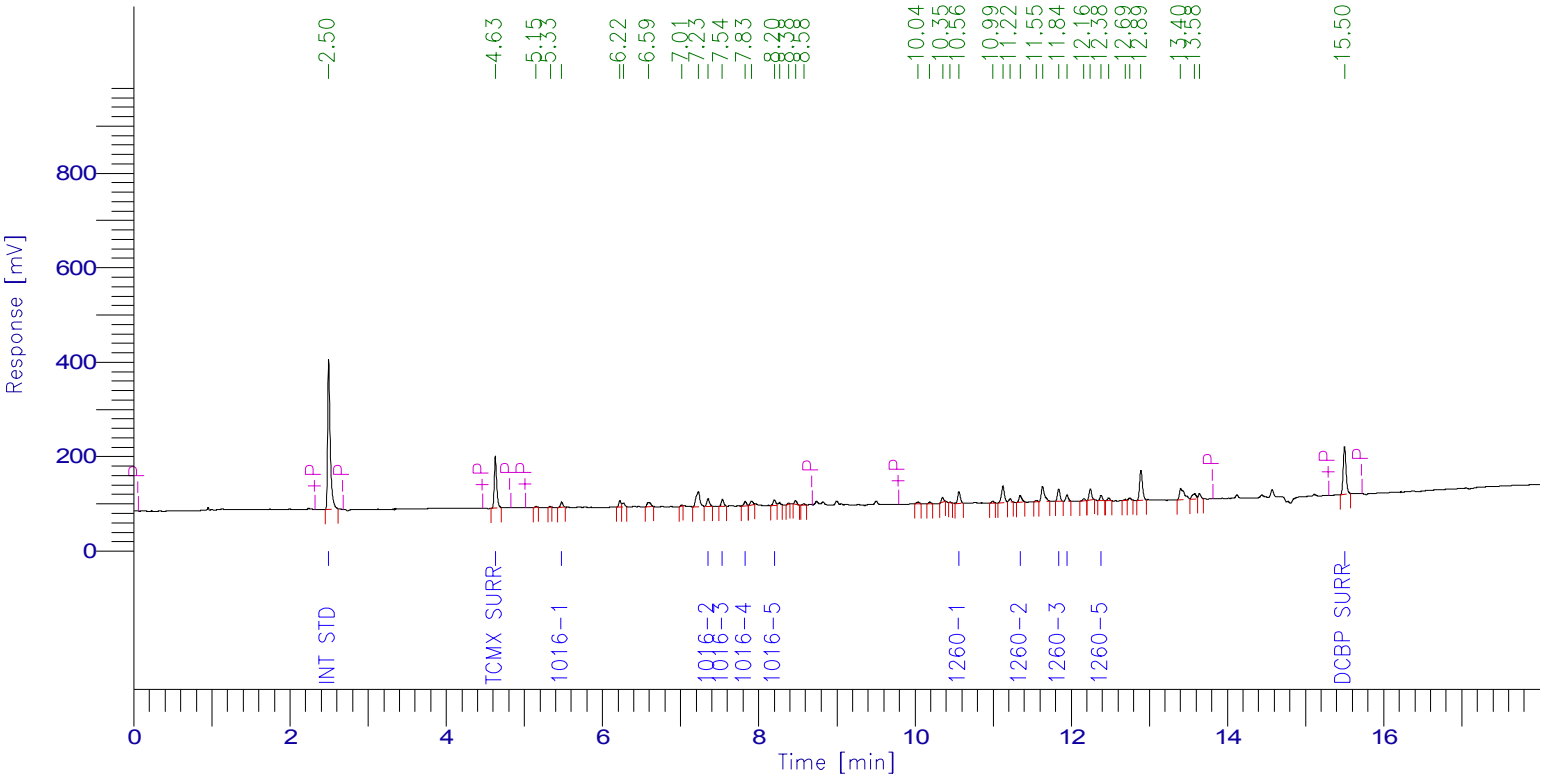

PCB Report

Time [min]	Component Name	Raw Amount	Area [µV·s]	Surrogate SM/WM	Surrogate QC / SL	Spike Rec Soils (%)	Spike Rec Water (%)
2.495	Int Std	100.0000	706901.92	250.0000	100.0000	40.0000	20.0000
4.629	TCMX SURR	22.2061	238544.08	55.5152	22.2061	8.8824	4.4412
5.477	1016-1	106.3939	23419.52	265.9849	106.3939	42.5576	21.2788
7.351	1016-2	112.9396	40776.00	282.3490	112.9396	45.1758	22.5879
7.535	1016-3	109.8018	32746.56	274.5045	109.8018	43.9207	21.9604
7.827	1016-4	103.7843	20524.16	259.4607	103.7843	41.5137	20.7569
8.200	1016-5	107.7880	27320.82	269.4701	107.7880	43.1152	21.5576
10.563	1260-1	113.6558	58840.96	284.1395	113.6558	45.4623	22.7312
11.346	1260-2	108.3431	38305.76	270.8578	108.3431	43.3372	21.6686
11.840	1260-3	107.2637	58793.52	268.1591	107.2637	42.9055	21.4527
11.946	1260-4	99.7203	28388.72	249.3008	99.7203	39.8881	19.9441
12.382	1260-5	107.6776	26020.16	269.1939	107.6776	43.0710	21.5355
15.498	DCBP SURR	22.8180	248134.72	57.0451	22.8180	9.1272	4.5636
		1222.3922	1548716.90				

Client Id: Initial Calibration

Software Version: 4.1<1L22>
Date: 11/26/2019 06:45 AM
Sample Name : mix 100;54q
Data File : E:\TC2019\ECD24\11-NOV\N25B020.RAW Date: 11/25/2019 06:11 PM
Sequence File: E:\TC2019\ECD24\11-NOV\PCB2.SEQ Cycle: 734 Channel : B
Instrument : AUTO_ECD24 Rack/Vial: 0/0 Operator:
Sample Amount : 1.0000 Dilution Factor : 1.00

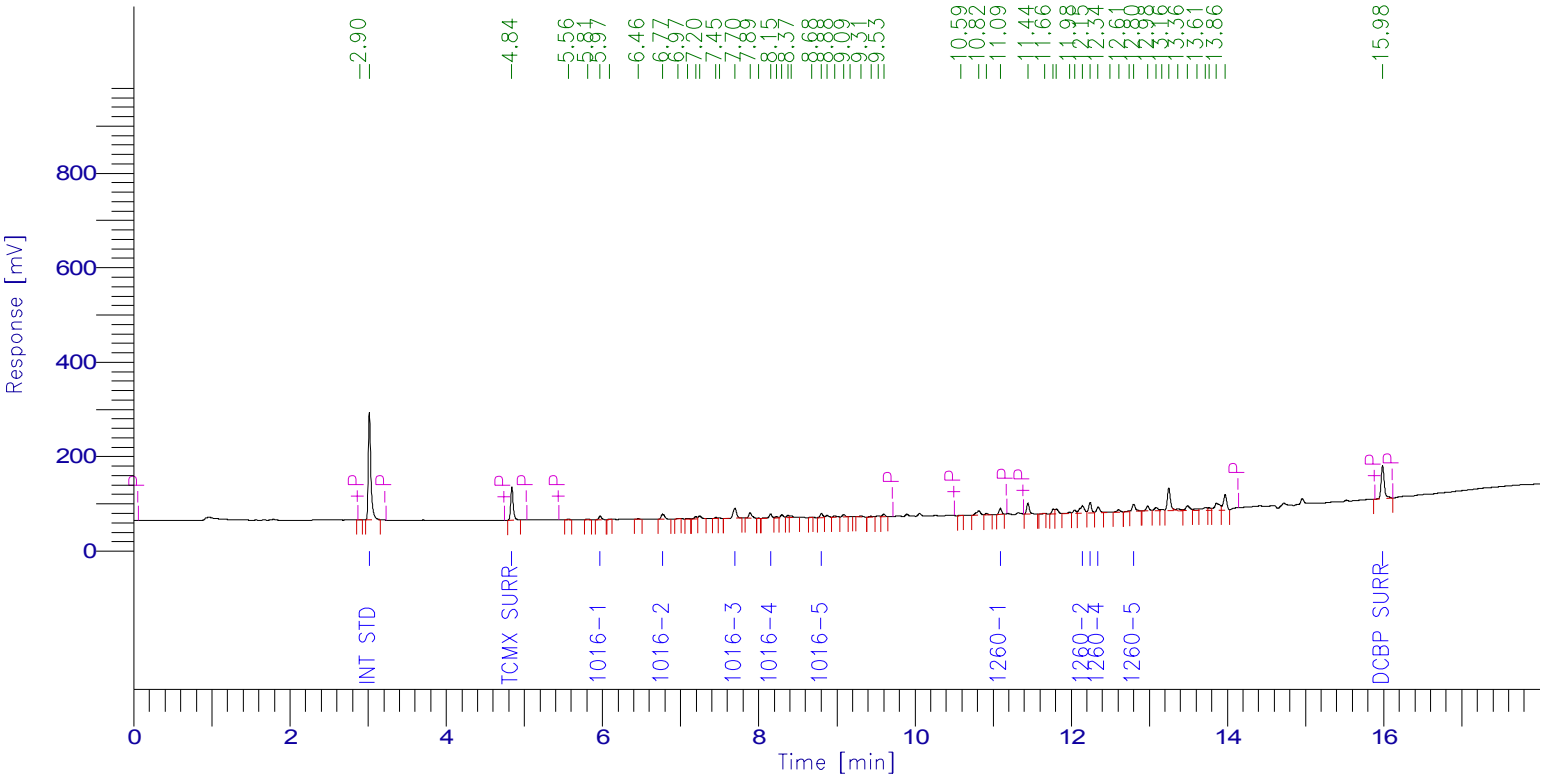

PCB Report

Time [min]	Component Name	Raw Amount	Area [µV·s]	Surrogate SM/WM	Surrogate QC / SL	Spike Rec Soils (%)	Spike Rec Water (%)
3.015	Int Std	100.0000	529844.32	250.0000	100.0000	40.0000	20.0000
4.839	TCMX SURR	22.4907	160768.16	56.2266	22.4907	8.9963	4.4981
5.969	1016-1	110.5335	17385.12	276.3337	110.5335	44.2134	22.1067
6.770	1016-2	116.2608	33448.40	290.6521	116.2608	46.5043	23.2522
7.696	1016-3	123.4179	70096.88	308.5448	123.4179	49.3672	24.6836
8.151	1016-4	122.8592	21362.26	307.1480	122.8592	49.1437	24.5718
8.802	1016-5	114.9461	20755.28	287.3653	114.9461	45.9784	22.9892
11.091	1260-1	109.5642	29047.04	273.9106	109.5642	43.8257	21.9128
12.146	1260-2	114.1829	64080.33	285.4572	114.1829	45.6732	22.8366
12.240	1260-3	115.1875	57259.55	287.9688	115.1875	46.0750	23.0375
12.343	1260-4	127.2274	33321.32	318.0684	127.2274	50.8909	25.4455
12.798	1260-5	113.7689	46073.96	284.4223	113.7689	45.5076	22.7538
15.984	DCBP SURR	24.2340	195754.40	60.5850	24.2340	9.6936	4.8468
		1314.6731	1279197.04				

Client Id: Initial Calibration

Software Version: 4.1<1L22>
Date: 11/26/2019 06:45 AM
Sample Name : mix 50;54r
Data File : E:\TC2019\ECD24\11-NOV\N25A021.RAW Date: 11/25/2019 06:35 PM
Sequence File: E:\TC2019\ECD24\11-NOV\PCB2.SEQ Cycle: 735 Channel : A
Instrument : AUTO_ECD24 Rack/Vial: 0/0 Operator:
Sample Amount : 1.0000 Dilution Factor : 1.00

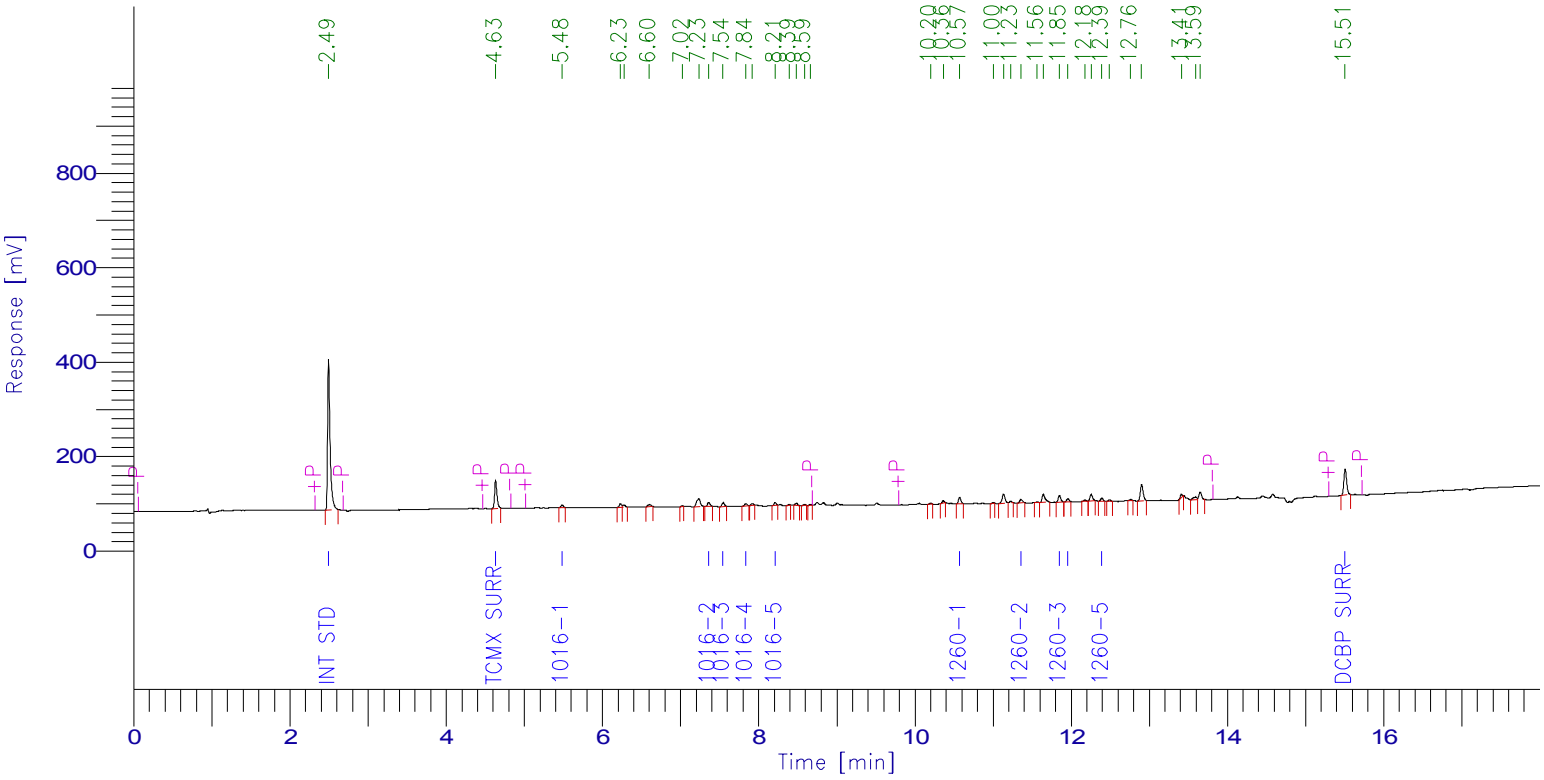

PCB Report

Time [min]	Component Name	Raw Amount	Area [µV·s]	Surrogate SM/WM	Surrogate QC / SL	Spike Rec Soils (%)	Spike Rec Water (%)
2.494	Int Std	100.0000	690391.52	250.0000	100.0000	40.0000	20.0000
4.632	TCMX SURR	12.2417	128432.88	30.6044	12.2417	4.8967	2.4483
5.483	1016-1	55.2387	11875.20	138.0968	55.2387	22.0955	11.0477
7.359	1016-2	59.4921	20977.52	148.7303	59.4921	23.7969	11.8984
7.544	1016-3	60.9564	17754.64	152.3910	60.9564	24.3826	12.1913
7.836	1016-4	65.1369	12580.48	162.8422	65.1369	26.0548	13.0274
8.209	1016-5	49.0268	12136.48	122.5669	49.0268	19.6107	9.8054
10.572	1260-1	61.7830	31238.72	154.4574	61.7830	24.7132	12.3566
11.356	1260-2	56.8486	19629.92	142.1214	56.8486	22.7394	11.3697
11.850	1260-3	58.2722	31194.24	145.6805	58.2722	23.3089	11.6544
11.957	1260-4	50.4165	14017.52	126.0412	50.4165	20.1666	10.0833
12.392	1260-5	54.6951	12908.32	136.7378	54.6951	21.8781	10.9390
15.506	DCBP SURR	12.5819	133626.24	31.4547	12.5819	5.0328	2.5164
		696.6899	1136763.68				

Client Id: Initial Calibration

Software Version: 4.1<1L22>
Date: 11/26/2019 06:45 AM
Sample Name : mix 50;54r
Data File : E:\TC2019\ECD24\11-NOV\N25B021.RAW Date: 11/25/2019 06:35 PM
Sequence File: E:\TC2019\ECD24\11-NOV\PCB2.SEQ Cycle: 735 Channel : B
Instrument : AUTO_ECD24 Rack/Vial: 0/0 Operator:
Sample Amount : 1.0000 Dilution Factor : 1.00

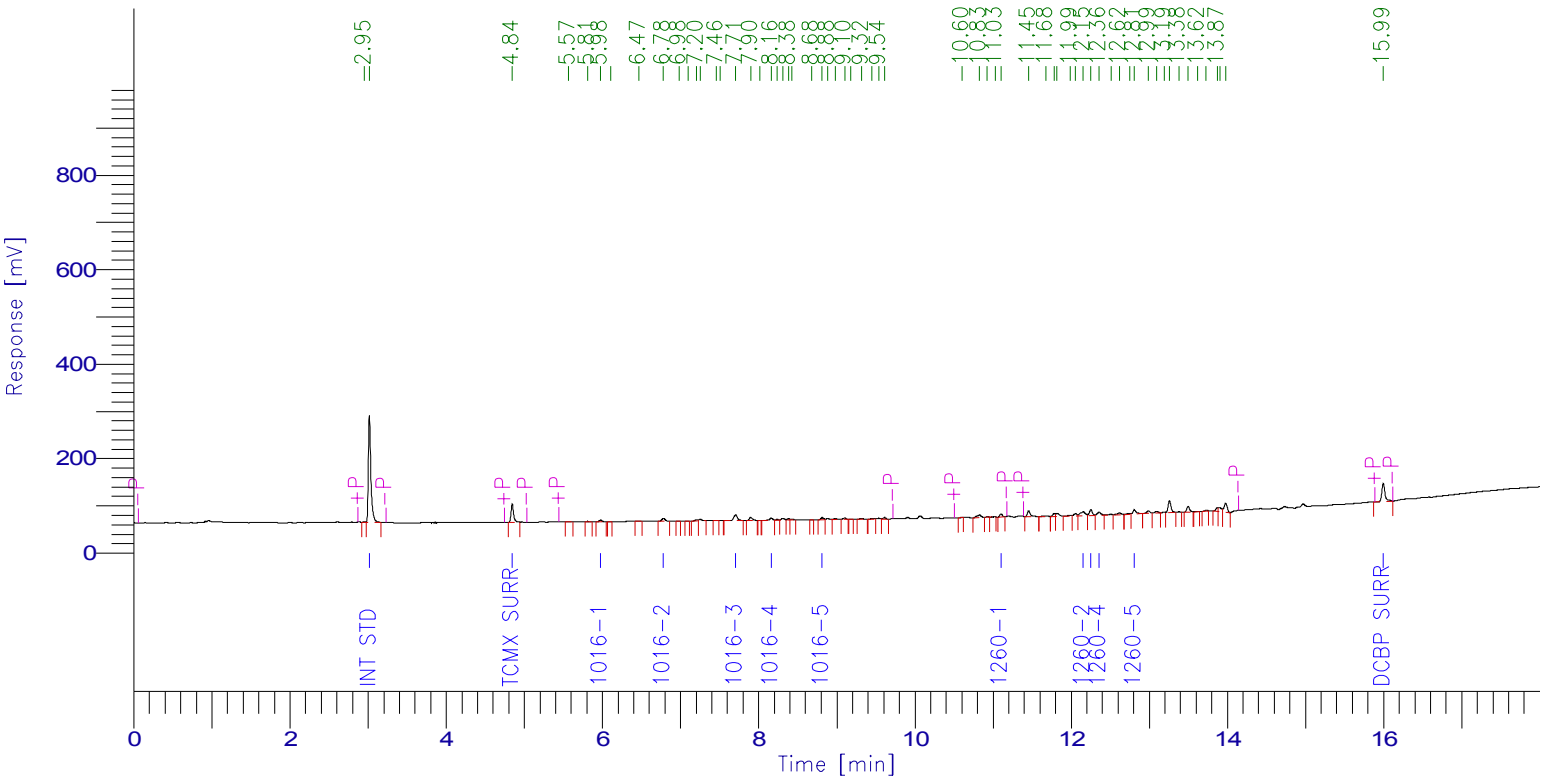

PCB Report

Time [min]	Component Name	Raw Amount	Area [µV·s]	Surrogate SM/WM	Surrogate QC / SL	Spike Rec Soils (%)	Spike Rec Water (%)
3.015	Int Std	100.0000	517287.44	250.0000	100.0000	40.0000	20.0000
4.844	TCMX SURR	12.8704	89820.00	32.1760	12.8704	5.1482	2.5741
5.976	1016-1	63.4999	9750.80	158.7497	63.4999	25.3999	12.7000
6.779	1016-2	66.9192	18796.48	167.2981	66.9192	26.7677	13.3838
7.705	1016-3	74.1028	41090.24	185.2570	74.1028	29.6411	14.8206
8.160	1016-4	77.4526	13147.98	193.6314	77.4526	30.9810	15.4905
8.812	1016-5	65.9351	11623.44	164.8378	65.9351	26.3740	13.1870
11.100	1260-1	55.5636	14381.60	138.9090	55.5636	22.2254	11.1127
12.154	1260-2	65.1857	35715.74	162.9642	65.1857	26.0743	13.0371
12.251	1260-3	66.5808	32312.82	166.4519	66.5808	26.6323	13.3162
12.355	1260-4	76.1305	19466.32	190.3262	76.1305	30.4522	15.2261
12.808	1260-5	67.4571	26671.25	168.6427	67.4571	26.9828	13.4914
15.993	DCBP SURR	14.1843	111861.12	35.4608	14.1843	5.6737	2.8369
		805.8819	941925.23				

6D
PCB INITIAL CALIBRATION OF SINGLE COMPONENT ANALYTES

Lab Name: Phoenix Environmental Client: NETC

Lab Code: Phoenix Case No.: SAS No.: SDG No.: GCE67556

Instrument ID: ECD6

GC Col A: RTX-440 ID: 0.32 (mm) Date(s) Analyzed: 11/26/19 11/26/19

Method File: PC1126AI

COMPOUND	RT OF STANDARDS			MEAN	RT WINDOW	
	LOW N26A032	MID N26A030	HIGH N26A028	RT	FROM	TO
Aroclor 1016-1	5.74	5.74	5.74	5.74	5.69	5.79
Aroclor 1016-2	7.50	7.51	7.50	7.50	7.45	7.55
Aroclor 1016-3	7.63	7.63	7.63	7.63	7.58	7.68
Aroclor 1016-4	7.81	7.82	7.81	7.81	7.76	7.86
Aroclor 1016-5	8.48	8.48	8.48	8.48	8.43	8.53
Aroclor 1260-1	10.84	10.84	10.84	10.84	10.77	10.91
Aroclor 1260-2	11.40	11.40	11.40	11.40	11.33	11.47
Aroclor 1260-3	11.62	11.62	11.62	11.62	11.55	11.69
Aroclor 1260-4	12.11	12.11	12.11	12.11	12.04	12.18
Aroclor 1260-5	12.65	12.65	12.65	12.65	12.58	12.72
Decachlorobiphenyl	15.73	15.73	15.74	15.73	15.63	15.83
Tetrachloro-m-xylene	4.88	4.88	4.88	4.88	4.83	4.93

Retention time windows are ± 0.05 minutes for all compounds that elute
Retention time windows are ± 0.05 minutes for all compounds that elute
before Aroclor 1260-1, ± 0.07 minutes for all other compounds,
except ± 0.10 minutes for Decachlorobiphenyl.

FORM VI PCB

6D
PCB INITIAL CALIBRATION OF SINGLE COMPONENT ANALYTES

Lab Name: Phoenix Environmental Client: NETC

Lab Code: Phoenix Case No.: SAS No.: SDG No.: GCE67556

Instrument ID: ECD6

GC Col B: Rxi-35Sil ID: 0.32 (mm) Date(s) Analyzed: 11/26/19 11/26/19

Method File: PC1126BI

COMPOUND	RT OF STANDARDS			MEAN	RT WINDOW	
	LOW N26B032	MID N26B030	HIGH N26B028	RT	FROM	TO
Aroclor 1016-1	6.46	6.46	6.45	6.46	6.41	6.51
Aroclor 1016-2	7.28	7.28	7.27	7.28	7.23	7.33
Aroclor 1016-3	8.22	8.23	8.22	8.22	8.17	8.27
Aroclor 1016-4	8.69	8.69	8.69	8.69	8.64	8.74
Aroclor 1016-5	9.35	9.35	9.35	9.35	9.30	9.40
Aroclor 1260-1	12.73	12.73	12.73	12.73	12.66	12.80
Aroclor 1260-2	12.82	12.83	12.83	12.83	12.75	12.89
Aroclor 1260-3	12.93	12.93	12.93	12.93	12.86	13.00
Aroclor 1260-4	13.38	13.39	13.39	13.39	13.32	13.46
Aroclor 1260-5	13.56	13.57	13.57	13.57	13.50	13.64
Decachlorobiphenyl	16.58	16.58	16.59	16.58	16.48	16.68
Tetrachloro-m-xylene	5.3	5.3	5.29	5.30	5.24	5.34

Retention time windows are ± 0.05 minutes for all compounds that elute
Retention time windows are ± 0.05 minutes for all compounds that elute
before Aroclor 1260-1, ± 0.07 minutes for all other compounds,
except ± 0.10 minutes for Decachlorobiphenyl.

FORM VI PCB

6E
PCB INITIAL CALIBRATION OF SINGLE COMPONENT ANALYTES (FACTORS)

Lab Name: Phoenix Environmental Client: NETC

Lab Code: Phoenix Case No.: SAS No.: SDG No.: GCE67556

Instr ID: ECD6 Levels: 8

GC Col A: ID: (mm) Analysis Dates: 11/26/19 - 11/26/19

Method File: PC1126AI

CALIBRATION FACTORS

COMPOUND	Level 1 N26A033	Level 2 N26A032	Level 3 N26A031	Level 4 N26A030	Level 5 N26A029	Level 6 N26A028	Level 7 N26A027	Level 8 N26A034	MEAN	%RSD	*
Aroclor 1016-1	0.033	0.030	0.030	0.028	0.028	0.028	0.027	0.035	0.030	10.06	
Aroclor 1016-2	0.151	0.129	0.117	0.104	0.101	0.102	0.098		0.115	16.83	
Aroclor 1016-3	0.064	0.054	0.049	0.044	0.043	0.043	0.042		0.048	16.54	
Aroclor 1016-4	0.045	0.041	0.039	0.036	0.036	0.036	0.035	0.049	0.040	12.94	
Aroclor 1016-5	0.037	0.035	0.033	0.035	0.030	0.030	0.030		0.033	9.66	
Aroclor 1260-1	0.080	0.071	0.066	0.061	0.060	0.058	0.057	0.088	0.068	16.87	
Aroclor 1260-2	0.107	0.098	0.096	0.087	0.084	0.084	0.081	0.104	0.093	10.77	
Aroclor 1260-3	0.058	0.051	0.048	0.045	0.044	0.043	0.042	0.060	0.049	14.29	
Aroclor 1260-4	0.090	0.081	0.073	0.067	0.065	0.063	0.061	0.097	0.075	17.90	
Aroclor 1260-5	0.039	0.037	0.033	0.031	0.030	0.030	0.029	0.043	0.034	14.71	
Decachlorobiphenyl	1.681	1.444	1.347	1.255	1.232	1.190	1.192	1.818	1.395	17.03	
Tetrachloro-m-xylene	1.532	1.301	1.283	1.214	1.201	1.204	1.171	1.729	1.329	14.90	

%RSD must be less than or equal 20.0% for all compounds. (*) Criteria exceeded.

FORM VI PCB

6E

PCB INITIAL CALIBRATION OF SINGLE COMPONENT ANALYTES (FACTORS)

Lab Name: Phoenix Environmental Client: NETC

Lab Code: Phoenix Case No.: SAS No.: SDG No.: GCE67556

Instr ID: ECD6 Levels: 8

GC Col B: ID: (mm) Analysis Dates: 11/26/19 - 11/26/19

Method File: PC1126BI

CALIBRATION FACTORS

COMPOUND	Level 1 N26B033	Level 2 N26B032	Level 3 N26B031	Level 4 N26B030	Level 5 N26B029	Level 6 N26B028	Level 7 N26B027	Level 8 N26B034	MEAN	%RSD	*
Aroclor 1016-1	0.040	0.042	0.039	0.037	0.036	0.035	0.035	0.046	0.039	10.53	
Aroclor 1016-2	0.089	0.083	0.077	0.078	0.077	0.073	0.073	0.094	0.080	9.49	
Aroclor 1016-3	0.178	0.161	0.153	0.143	0.140	0.134	0.133	0.194	0.154	14.09	
Aroclor 1016-4	0.046	0.041	0.038	0.036	0.036	0.035	0.032	0.037	0.037	11.13	
Aroclor 1016-5	0.057	0.054	0.050	0.048	0.047	0.046	0.046	0.063	0.051	12.07	
Aroclor 1260-1	0.144	0.129	0.122	0.118	0.117	0.112	0.114	0.143	0.125	9.97	
Aroclor 1260-2	0.116	0.102	0.094	0.091	0.090	0.084	0.084	0.121	0.098	14.19	
Aroclor 1260-3	0.060	0.054	0.053	0.051	0.051	0.050	0.051	0.061	0.054	8.16	
Aroclor 1260-4	0.128	0.120	0.098	0.094	0.090	0.084	0.083		0.100	17.64	
Aroclor 1260-5	0.057	0.058	0.047	0.043	0.042	0.039	0.039	0.054	0.047	16.69	
Decachlorobiphenyl	1.884	1.659	1.580	1.556	1.491	1.384	1.345		1.557	11.63	
Tetrachloro-m-xylene	1.734	1.513	1.508	1.463	1.464	1.429	1.413	1.929	1.557	11.62	

%RSD must be less than or equal 20.0% for all compounds. (*) Criteria exceeded.

FORM VI PCB

Turbochrom Method File : E:\TC2019\ECD6\11-NOV\PC1126AI.MTH
Created by : AM on : 11/26/2019 09:24 PM
Edited by : MH on : 11/27/2019 06:16 AM
Description :

Number of Times Edited : 2
Number of Times Calibrated : 5530

Instrument Conditions :
Au-8 PCBs

Instrument Control Method:
Instrument name : AUTO_ECD6

Channel Parameters:
Data will be collected from both channels

Channel A signal source: DetA	Channel B signal source: DetB
Analog Output : INT	Analog Output : INT
Attenuation : -5	Attenuation : -5
Offset : 5.0 mV	Offset : 5.0 mV

Delay Time : 0.00 min.
Run Time : 18.00 min.
Sampling Rate : 3.1250 pts/s

Autosampler Method:

Injection Volume	: 1.0 µl	Pre-Sequence Washes	: 0
Injection Speed	: NORM	Sample Washes	: 2
Viscosity Delay	: 0	Sample Pumps	: 4
Waste Vial	: 1	Solvent A Washes	: 4

Carriers Parameters:
Carrier A control : NONE
Initial Setpoint : 0 Initial Hold : 0.00 min

Carrier B control : Press - PSIG
Initial Setpoint : 14.0 Initial Hold : 999.00 min

Auxiliary Pneumatic 1 :
Auxiliary Pneumatic 1 setpoint : 0
Auxiliary Pneumatic 2 :
Auxiliary Pneumatic 2 setpoint : 0
Auxiliary Pneumatic 3 :
Auxiliary Pneumatic 3 setpoint : 0
Auxiliary Pneumatic 4 :
Auxiliary Pneumatic 4 setpoint : 0

Valve configuration and settings:

Valve 1 : NONE	Valve 2 : NONE
Valve 3 : NONE	Valve 4 : NONE
Valve 5 : NONE	Valve 6 : NONE

Detector Parameters:

Detector A : ECD	Detector B : ECD
Range : 1	Range : 1

Time Constant : 200	Time Constant : 200
Autozero : OFF	Autozero : OFF
Ref Gas Flow : 30.0 mL/m	Ref Gas Flow : 30.0 mL/m
MkUp Gas Flow : 0.0 mL/m	MkUp Gas Flow : 0.0 mL/m

Heated Zones:

Injector A :
Injector A Setpoint : OFF
Injector B :
Injector B Setpoint : 250°
Detector A : 380°
Detector B : 380°
Auxiliary (NONE) : 0°

Oven Program:

Cryogenics : OFF
Initial Temp : 140° Maximum Temp : 350°
Initial Hold : 1.00 min Equilibration Time : 0.5 min
Ramp 1 : 10.5 °/min to 310°, hold for 0.81 min

Total Run Time : 18.00 min

Timed Events:

There are no timed events in the method

Real Time Plot Parameters :

Channel A -- Pages: 1 Offset: 0.000 mV Scale: 1000.000 mV
Channel B -- Pages: 1 Offset: 0.000 mV Scale: 1000.000 mV

Processing Parameters :

Bunch Factor : 2 points
Noise Threshold : 200 µV
Area Threshold : 645.00 µV

Peak Separation Criteria
Width Ratio : 0.200
Valley-to-Peak Ratio : 0.010

Exponential Skim Criteria
Peak Height Ratio : 5.000
Adjusted Height Ratio : 4.000
Valley Height Ratio : 3.000

Baseline Timed Events :

Event #1 - -P at 0.041
Event #2 - +P at 2.611
Event #3 - -P at 2.884
Event #4 - +P at 4.805
Event #5 - -P at 5.125
Event #6 - +P at 5.652
Event #7 - -P at 7.901
Event #8 - +P at 8.058
Event #9 - -P at 9.048
Event #10 - +P at 10.562

Event #11 - -P at 12.280
Event #12 - +P at 12.471
Event #13 - -P at 14.066
Event #14 - +P at 15.605
Event #15 - -P at 15.956

Annotated Replot Parameters :
No replot will be printed

Report Format files :
No report format files given

User Programs :
No user programs will be executed

Global Information :
Default Sample Volume : 1.000 uL
Quantitation Units :
Void Time : 0.000 min
Correct amounts during calibration : NO
Reject outliers during calibration : NO
An Internal Standard calibration will be used
Unknown peaks will be quantitated using a response factor of 1.000000

Component Information :
Int Std
Component Type : Single Peak Component
Retention Time : 2.693 min Search Window: 1.00 s, 1.00 %
Reference Component:
Find peak closest to expected RT in window
Internal Standard :
Use Average Calibration Factor (Area ratio / Amount ratio)
User Values:
Label :
Value 1: 0.000000
Value 2: 0.000000
Value 3: 0.000000
Value 4: 0.000000
Value 5: 0.000000
Calibration Levels:

Level Name	Amount	Area	Height	ISTD Resp.	ISTD Amt.	# Replicates
0.5	100.0000	952523.25	324542.70	1.0000	1.0000	1
1	100.0000	951547.22	355158.42	1.0000	1.0000	1
2	100.0000	952733.83	341836.02	1.0000	1.0000	1
3	100.0000	930139.36	341021.65	1.0000	1.0000	1
4	100.0000	967646.37	372450.27	1.0000	1.0000	1
5	100.0000	939176.98	328434.49	1.0000	1.0000	1
6	100.0000	916135.28	330570.78	1.0000	1.0000	1
7	100.0000	927846.50	341132.08	1.0000	1.0000	1

Average Calibration Factor = 1.000000 (%RSD = 0.00)

TCMX SURR
Component Type : Single Peak Component
Retention Time : 4.881 min Search Window: 3.50 s, 1.00 %
Reference Component:
Find peak closest to expected RT in window
Internal Standard : Int Std

Use Average Calibration Factor (Area ratio / Amount ratio)
User Values:
Label :
Value 1: 0.000000
Value 2: 0.000000
Value 3: 0.000000
Value 4: 0.000000
Value 5: 0.000000
Calibration Levels:

Level Name	Amount	Area	Height	ISTD Resp.	ISTD Amt.	# Replicates
0.5	10.0000	164686.12	68939.70	0.1729	0.1000	1
1	20.0000	291527.73	121131.18	0.3064	0.2000	1
2	40.0000	495689.26	203807.32	0.5203	0.4000	1
3	60.0000	716166.58	289524.13	0.7700	0.6000	1
4	80.0000	939433.01	391258.67	0.9708	0.8000	1
5	100.0000	1127906.70	451410.42	1.2010	1.0000	1
6	120.0000	1323212.37	522119.06	1.4443	1.2000	1
7	140.0000	1520674.55	579735.33	1.6389	1.4000	1

Average Calibration Factor = 1.329195 (%RSD = 14.90)

1016-1
Component Type : Single Peak Component
Retention Time : 5.741 min Search Window: 1.00 s, 1.00 %
Reference Component:
Find peak closest to expected RT in window
Internal Standard : Int Std
Use Average Calibration Factor (Area ratio / Amount ratio)
User Values:
Label :
Value 1: 0.000000
Value 2: 0.000000
Value 3: 0.000000
Value 4: 0.000000
Value 5: 0.000000
Calibration Levels:

Level Name	Amount	Area	Height	ISTD Resp.	ISTD Amt.	# Replicates
0.5	50.0000	16787.81	7353.19	0.0176	0.5000	1
1	100.0000	31384.18	13863.53	0.0330	1.0000	1
2	200.0000	58103.43	25448.37	0.0610	2.0000	1
3	400.0000	110273.86	47327.24	0.1186	4.0000	1
4	600.0000	161143.15	69069.04	0.1665	6.0000	1
5	800.0000	207351.03	84931.18	0.2208	8.0000	1
6	1000.0000	252752.09	103265.20	0.2759	10.0000	1
7	1200.0000	299330.48	119939.49	0.3226	12.0000	1

Average Calibration Factor = 0.029774 (%RSD = 10.06)

1016-2
Component Type : Single Peak Component
Retention Time : 7.502 min Search Window: 1.00 s, 1.00 %
Reference Component: 1016-1
Find peak closest to expected RT in window
Internal Standard : Int Std
Use Average Calibration Factor (Area ratio / Amount ratio)
User Values:
Label :
Value 1: 0.000000
Value 2: 0.000000
Value 3: 0.000000
Value 4: 0.000000
Value 5: 0.000000

Calibration Levels:

Level Name	Amount	Area	Height	ISTD Resp.	ISTD Amt.	# Replicates
1	100.0000	143565.50	37409.44	0.1509	1.0000	1
2	200.0000	245297.63	65480.53	0.2575	2.0000	1
3	400.0000	434217.96	117622.56	0.4668	4.0000	1
4	600.0000	606365.41	166641.20	0.6266	6.0000	1
5	800.0000	761656.45	205882.08	0.8110	8.0000	1
6	1000.0000	933985.89	246576.38	1.0195	10.0000	1
7	1200.0000	1092246.20	289903.68	1.1772	12.0000	1

Average Calibration Factor = 0.114597 (%RSD = 16.83)

1016-3

Component Type : Single Peak Component
Retention Time : 7.627 min Search Window: 1.00 s, 1.00 %
Reference Component: 1016-1
Find peak closest to expected RT in window
Internal Standard : Int Std
Use Average Calibration Factor (Area ratio / Amount ratio)
User Values:
Label :
Value 1: 0.000000
Value 2: 0.000000
Value 3: 0.000000
Value 4: 0.000000
Value 5: 0.000000
Calibration Levels:

Level Name	Amount	Area	Height	ISTD Resp.	ISTD Amt.	# Replicates
1	100.0000	60632.13	22732.58	0.0637	1.0000	1
2	200.0000	103551.89	39407.79	0.1087	2.0000	1
3	400.0000	182242.84	70813.61	0.1959	4.0000	1
4	600.0000	257033.03	100867.43	0.2656	6.0000	1
5	800.0000	324745.05	125278.31	0.3458	8.0000	1
6	1000.0000	395451.29	152025.22	0.4317	10.0000	1
7	1200.0000	464532.83	177334.72	0.5007	12.0000	1

Average Calibration Factor = 0.048490 (%RSD = 16.55)

1016-4

Component Type : Single Peak Component
Retention Time : 7.813 min Search Window: 1.00 s, 1.00 %
Reference Component: 1016-1
Find peak closest to expected RT in window
Internal Standard : Int Std
Use Average Calibration Factor (Area ratio / Amount ratio)
User Values:
Label :
Value 1: 0.000000
Value 2: 0.000000
Value 3: 0.000000
Value 4: 0.000000
Value 5: 0.000000
Calibration Levels:

Level Name	Amount	Area	Height	ISTD Resp.	ISTD Amt.	# Replicates
0.5	50.0000	23559.37	10199.79	0.0247	0.5000	1
1	100.0000	42451.78	19032.67	0.0446	1.0000	1
2	200.0000	78575.72	34757.18	0.0825	2.0000	1
3	400.0000	146727.73	63198.11	0.1577	4.0000	1
4	600.0000	211285.58	90877.09	0.2183	6.0000	1
5	800.0000	269366.59	114734.12	0.2868	8.0000	1
6	1000.0000	328954.14	138213.17	0.3591	10.0000	1
7	1200.0000	388717.00	161564.37	0.4189	12.0000	1

Average Calibration Factor = 0.039727 (%RSD = 12.94)

1016-5

Component Type : Single Peak Component
Retention Time : 8.482 min Search Window: 1.00 s, 1.00 %
Reference Component: 1016-1
Find peak closest to expected RT in window
Internal Standard : Int Std
Use Average Calibration Factor (Area ratio / Amount ratio)
User Values:
Label :
Value 1: 0.000000
Value 2: 0.000000
Value 3: 0.000000
Value 4: 0.000000
Value 5: 0.000000
Calibration Levels:

Level Name	Amount	Area	Height	ISTD Resp.	ISTD Amt.	# Replicates
1	100.0000	35537.57	15759.04	0.0373	1.0000	1
2	200.0000	67195.19	28190.36	0.0705	2.0000	1
3	400.0000	121598.20	51436.61	0.1307	4.0000	1
4	600.0000	205048.65	78184.02	0.2119	6.0000	1
5	800.0000	223242.29	93237.39	0.2377	8.0000	1
6	1000.0000	272326.51	113128.62	0.2973	10.0000	1
7	1200.0000	332940.58	132091.21	0.3588	12.0000	1

Average Calibration Factor = 0.032850 (%RSD = 9.66)

1260-1

Component Type : Single Peak Component
Retention Time : 10.842 min Search Window: 0.50 s, 0.50 %
Reference Component:
Find peak closest to expected RT in window
Internal Standard : Int Std
Use Average Calibration Factor (Area ratio / Amount ratio)
User Values:
Label :
Value 1: 0.000000
Value 2: 0.000000
Value 3: 0.000000
Value 4: 0.000000
Value 5: 0.000000
Calibration Levels:

Level Name	Amount	Area	Height	ISTD Resp.	ISTD Amt.	# Replicates
0.5	50.0000	42075.22	17912.14	0.0442	0.5000	1
1	100.0000	76185.68	32669.86	0.0801	1.0000	1
2	200.0000	134938.29	56720.84	0.1416	2.0000	1
3	400.0000	243886.36	98283.98	0.2622	4.0000	1
4	600.0000	355300.79	142278.28	0.3672	6.0000	1
5	800.0000	447187.39	176121.65	0.4761	8.0000	1
6	1000.0000	535752.37	209266.66	0.5848	10.0000	1
7	1200.0000	630655.42	246328.04	0.6797	12.0000	1

Average Calibration Factor = 0.067577 (%RSD = 16.87)

1260-2

Component Type : Single Peak Component
Retention Time : 11.401 min Search Window: 0.50 s, 0.50 %
Reference Component: 1260-1
Find peak closest to expected RT in window
Internal Standard : Int Std
Use Average Calibration Factor (Area ratio / Amount ratio)

User Values:
Label :
Value 1: 0.000000
Value 2: 0.000000
Value 3: 0.000000
Value 4: 0.000000
Value 5: 0.000000
Calibration Levels:

Level Name	Amount	Area	Height	ISTD Resp.	ISTD Amt.	# Replicates
0.5	50.0000	49705.01	19293.83	0.0522	0.5000	1
1	100.0000	101365.36	37339.79	0.1065	1.0000	1
2	200.0000	187220.80	68115.99	0.1965	2.0000	1
3	400.0000	357233.12	128807.88	0.3841	4.0000	1
4	600.0000	503002.00	177131.08	0.5198	6.0000	1
5	800.0000	634212.56	223481.89	0.6753	8.0000	1
6	1000.0000	770409.78	273500.13	0.8409	10.0000	1
7	1200.0000	896876.01	316738.26	0.9666	12.0000	1

Average Calibration Factor = 0.092607 (%RSD = 10.77)

1260-3
Component Type : Single Peak Component
Retention Time : 11.623 min Search Window: 0.50 s, 0.50 %
Reference Component: 1260-1
Find peak closest to expected RT in window
Internal Standard : Int Std
Use Average Calibration Factor (Area ratio / Amount ratio)
User Values:
Label :
Value 1: 0.000000
Value 2: 0.000000
Value 3: 0.000000
Value 4: 0.000000
Value 5: 0.000000
Calibration Levels:

Level Name	Amount	Area	Height	ISTD Resp.	ISTD Amt.	# Replicates
0.5	50.0000	28745.49	10627.31	0.0302	0.5000	1
1	100.0000	54899.97	19806.96	0.0577	1.0000	1
2	200.0000	97948.62	35364.51	0.1028	2.0000	1
3	400.0000	178182.27	64487.81	0.1916	4.0000	1
4	600.0000	258886.21	92784.30	0.2675	6.0000	1
5	800.0000	329211.32	117437.66	0.3505	8.0000	1
6	1000.0000	393769.65	142687.12	0.4298	10.0000	1
7	1200.0000	468983.55	166678.64	0.5055	12.0000	1

Average Calibration Factor = 0.048857 (%RSD = 14.29)

1260-4
Component Type : Single Peak Component
Retention Time : 12.114 min Search Window: 0.50 s, 0.70 %
Reference Component: 1260-1
Find peak closest to expected RT in window
Internal Standard : Int Std
Use Average Calibration Factor (Area ratio / Amount ratio)
User Values:
Label :
Value 1: 0.000000
Value 2: 0.000000
Value 3: 0.000000
Value 4: 0.000000
Value 5: 0.000000
Calibration Levels:

Level Name	Amount	Area	Height	ISTD Resp.	ISTD Amt.	# Replicates
0.5	50.0000	46087.14	20159.49	0.0484	0.5000	1
1	100.0000	85713.94	36037.45	0.0901	1.0000	1
2	200.0000	153761.14	64365.02	0.1614	2.0000	1
3	400.0000	273331.34	112313.85	0.2939	4.0000	1
4	600.0000	386329.95	159159.30	0.3992	6.0000	1
5	800.0000	491635.31	200570.74	0.5235	8.0000	1
6	1000.0000	578981.57	237551.93	0.6320	10.0000	1
7	1200.0000	673643.63	276815.66	0.7260	12.0000	1

Average Calibration Factor = 0.074585 (%RSD = 17.90)

1260-5

Component Type : Single Peak Component
Retention Time : 12.647 min Search Window: 0.50 s, 0.70 %
Reference Component: 1260-1
Find peak closest to expected RT in window
Internal Standard : Int Std
Use Average Calibration Factor (Area ratio / Amount ratio)
User Values:
Label :
Value 1: 0.000000
Value 2: 0.000000
Value 3: 0.000000
Value 4: 0.000000
Value 5: 0.000000
Calibration Levels:

Level Name	Amount	Area	Height	ISTD Resp.	ISTD Amt.	# Replicates
0.5	50.0000	20442.26	9160.79	0.0215	0.5000	1
1	100.0000	37180.21	16496.74	0.0391	1.0000	1
2	200.0000	70022.74	30887.30	0.0735	2.0000	1
3	400.0000	124611.17	54551.11	0.1340	4.0000	1
4	600.0000	180941.06	78145.40	0.1870	6.0000	1
5	800.0000	228742.07	98333.87	0.2436	8.0000	1
6	1000.0000	273532.33	119156.24	0.2986	10.0000	1
7	1200.0000	322770.97	141369.72	0.3479	12.0000	1

Average Calibration Factor = 0.034087 (%RSD = 14.71)

DCBP SURR

Component Type : Single Peak Component
Retention Time : 15.742 min Search Window: 1.00 s, 1.00 %
Reference Component:
Find peak closest to expected RT in window
Internal Standard : Int Std
Use Average Calibration Factor (Area ratio / Amount ratio)
User Values:
Label :
Value 1: 0.000000
Value 2: 0.000000
Value 3: 0.000000
Value 4: 0.000000
Value 5: 0.000000
Calibration Levels:

Level Name	Amount	Area	Height	ISTD Resp.	ISTD Amt.	# Replicates
0.5	10.0000	173156.20	72916.92	0.1818	0.1000	1
1	20.0000	319935.73	124556.58	0.3362	0.2000	1
2	40.0000	550168.78	209733.16	0.5775	0.4000	1
3	60.0000	751712.97	294647.81	0.8082	0.6000	1
4	80.0000	971207.49	379269.24	1.0037	0.8000	1
5	100.0000	1156755.49	447047.34	1.2317	1.0000	1
6	120.0000	1308696.06	517327.14	1.4285	1.2000	1
7	140.0000	1548254.52	577222.95	1.6687	1.4000	1

Average Calibration Factor = 1.394774 (%RSD = 17.03)

Calibration Replicate Lists:

Component: Int Std

Level : 0.5

Area	Height	Vol Adj Amt	ISTD Response	ISTD Amount	Date/Time	File
952523.25	324542.70	100.0000	1.0000	1.0000	11/27/2019 06:16 AM	GEDIT.RS

Level : 1

Area	Height	Vol Adj Amt	ISTD Response	ISTD Amount	Date/Time	File
951547.22	355158.42	100.0000	1.0000	1.0000	11/27/2019 06:16 AM	GEDIT.RS

Level : 2

Area	Height	Vol Adj Amt	ISTD Response	ISTD Amount	Date/Time	File
952733.83	341836.02	100.0000	1.0000	1.0000	11/27/2019 06:16 AM	GEDIT.RS

Level : 3

Area	Height	Vol Adj Amt	ISTD Response	ISTD Amount	Date/Time	File
930139.36	341021.65	100.0000	1.0000	1.0000	11/27/2019 06:16 AM	GEDIT.RS

Level : 4

Area	Height	Vol Adj Amt	ISTD Response	ISTD Amount	Date/Time	File
967646.37	372450.27	100.0000	1.0000	1.0000	11/27/2019 06:16 AM	GEDIT.RS

Level : 5

Area	Height	Vol Adj Amt	ISTD Response	ISTD Amount	Date/Time	File
939176.98	328434.49	100.0000	1.0000	1.0000	11/27/2019 06:15 AM	GEDIT.RS

Level : 6

Area	Height	Vol Adj Amt	ISTD Response	ISTD Amount	Date/Time	File
916135.28	330570.78	100.0000	1.0000	1.0000	11/27/2019 06:15 AM	GEDIT.RS

Level : 7

Area	Height	Vol Adj Amt	ISTD Response	ISTD Amount	Date/Time	File
927846.50	341132.08	100.0000	1.0000	1.0000	11/27/2019 06:15 AM	GEDIT.RS

Component: TCMX SURR

Level : 0.5

Area	Height	Vol Adj Amt	ISTD Response	ISTD Amount	Date/Time	File
164686.12	68939.70	10.0000	0.1729	0.1000	11/27/2019 06:16 AM	GEDIT.RS

Level : 1

Area	Height	Vol Adj Amt	ISTD Response	ISTD Amount	Date/Time	File
291527.73	121131.18	20.0000	0.3064	0.2000	11/27/2019 06:16 AM	GEDIT.RS

Level : 2

Area	Height	Vol Adj Amt	ISTD Response	ISTD Amount	Date/Time	File
495689.26	203807.32	40.0000	0.5203	0.4000	11/27/2019 06:16 AM	GEDIT.RS

Level : 3

Area	Height	Vol Adj Amt	ISTD Response	ISTD Amount	Date/Time	File
716166.58	289524.13	60.0000	0.7700	0.6000	11/27/2019 06:16 AM	GEDIT.RS

Level : 4

Area	Height	Vol Adj Amt	ISTD Response	ISTD Amount	Date/Time	File
939433.01	391258.67	80.0000	0.9708	0.8000	11/27/2019 06:16 AM	GEDIT.RS

Level : 5

Area	Height	Vol Adj Amt	ISTD Response	ISTD Amount	Date/Time	File
1127906.70	451410.42	100.0000	1.2010	1.0000	11/27/2019 06:15 AM	GEDIT.RS

Level : 6

Area	Height	Vol Adj Amt	ISTD Response	ISTD Amount	Date/Time	File
1323212.37	522119.06	120.0000	1.4443	1.2000	11/27/2019 06:15 AM	GEDIT.RS

Level : 7

Area	Height	Vol Adj Amt	ISTD Response	ISTD Amount	Date/Time	File
1520674.55	579735.33	140.0000	1.6389	1.4000	11/27/2019 06:15 AM	GEDIT.RS

Component: 1016-1

Level : 0.5

Area	Height	Vol Adj Amt	ISTD Response	ISTD Amount	Date/Time	File
16787.81	7353.19	50.0000	0.0176	0.5000	11/27/2019 06:16 AM	GEDIT.RS

Level : 1

Area	Height	Vol Adj Amt	ISTD Response	ISTD Amount	Date/Time	File
31384.18	13863.53	100.0000	0.0330	1.0000	11/27/2019 06:16 AM	GEDIT.RS

Level : 2

Area	Height	Vol Adj Amt	ISTD Response	ISTD Amount	Date/Time	File
58103.43	25448.37	200.0000	0.0610	2.0000	11/27/2019 06:16 AM	GEDIT.RS

Level : 3

Area	Height	Vol Adj Amt	ISTD Response	ISTD Amount	Date/Time	File
110273.86	47327.24	400.0000	0.1186	4.0000	11/27/2019 06:16 AM	GEDIT.RS

Level : 4

Area	Height	Vol Adj Amt	ISTD Response	ISTD Amount	Date/Time	File
161143.15	69069.04	600.0000	0.1665	6.0000	11/27/2019 06:16 AM	GEDIT.RS

Level : 5

Area	Height	Vol Adj Amt	ISTD Response	ISTD Amount	Date/Time	File
207351.03	84931.18	800.0000	0.2208	8.0000	11/27/2019 06:15 AM	GEDIT.RS

Level : 6

Area	Height	Vol Adj Amt	ISTD Response	ISTD Amount	Date/Time	File
252752.09	103265.20	1000.0000	0.2759	10.0000	11/27/2019 06:15 AM	GEDIT.RS

Level : 7

Area	Height	Vol Adj Amt	ISTD Response	ISTD Amount	Date/Time	File
299330.48	119939.49	1200.0000	0.3226	12.0000	11/27/2019 06:15 AM	GEDIT.RS

Component: 1016-2

Level : 1

Area	Height	Vol Adj Amt	ISTD Response	ISTD Amount	Date/Time	File
143565.50	37409.44	100.0000	0.1509	1.0000	11/27/2019 06:16 AM	GEDIT.RS

Level : 2

Area	Height	Vol Adj Amt	ISTD Response	ISTD Amount	Date/Time	File
245297.63	65480.53	200.0000	0.2575	2.0000	11/27/2019 06:16 AM	GEDIT.RS

Level : 3

Area	Height	Vol Adj Amt	ISTD Response	ISTD Amount	Date/Time	File
434217.96	117622.56	400.0000	0.4668	4.0000	11/27/2019 06:16 AM	GEDIT.RS

Level : 4

Area	Height	Vol Adj Amt	ISTD Response	ISTD Amount	Date/Time	File
606365.41	166641.20	600.0000	0.6266	6.0000	11/27/2019 06:16 AM	GEDIT.RS

Level : 5

Area	Height	Vol Adj Amt	ISTD Response	ISTD Amount	Date/Time	File
761656.45	205882.08	800.0000	0.8110	8.0000	11/27/2019 06:15 AM	GEDIT.RS

Level : 6

Area	Height	Vol Adj Amt	ISTD Response	ISTD Amount	Date/Time	File
933985.89	246576.38	1000.0000	1.0195	10.0000	11/27/2019 06:15 AM	GEDIT.RS

Level : 7

Area	Height	Vol Adj Amt	ISTD Response	ISTD Amount	Date/Time	File
1092246.20	289903.68	1200.0000	1.1772	12.0000	11/27/2019 06:15 AM	GEDIT.RS

Component: 1016-3

Level : 1

Area	Height	Vol Adj Amt	ISTD Response	ISTD Amount	Date/Time	File
60632.13	22732.58	100.0000	0.0637	1.0000	11/27/2019 06:16 AM	GEDIT.RS

Level : 2

Area	Height	Vol Adj Amt	ISTD Response	ISTD Amount	Date/Time	File
103551.89	39407.79	200.0000	0.1087	2.0000	11/27/2019 06:16 AM	GEDIT.RS

Level : 3

Area	Height	Vol Adj Amt	ISTD Response	ISTD Amount	Date/Time	File
182242.84	70813.61	400.0000	0.1959	4.0000	11/27/2019 06:16 AM	GEDIT.RS

Level : 4

Area	Height	Vol Adj Amt	ISTD Response	ISTD Amount	Date/Time	File
257033.03	100867.43	600.0000	0.2656	6.0000	11/27/2019 06:16 AM	GEDIT.RS

Level : 5

Area	Height	Vol Adj Amt	ISTD Response	ISTD Amount	Date/Time	File
324745.05	125278.31	800.0000	0.3458	8.0000	11/27/2019 06:15 AM	GEDIT.RS

Level : 6

Area	Height	Vol Adj Amt	ISTD Response	ISTD Amount	Date/Time	File
395451.29	152025.22	1000.0000	0.4317	10.0000	11/27/2019 06:15 AM	GEDIT.RS

Level : 7

Area	Height	Vol Adj Amt	ISTD Response	ISTD Amount	Date/Time	File
464532.83	177334.72	1200.0000	0.5007	12.0000	11/27/2019 06:15 AM	GEDIT.RS

Component: 1016-4

Level : 0.5

Area	Height	Vol Adj Amt	ISTD Response	ISTD Amount	Date/Time	File
23559.37	10199.79	50.0000	0.0247	0.5000	11/27/2019 06:16 AM	GEDIT.RS

Level : 1

Area	Height	Vol Adj Amt	ISTD Response	ISTD Amount	Date/Time	File
42451.78	19032.67	100.0000	0.0446	1.0000	11/27/2019 06:16 AM	GEDIT.RS

Level : 2

Area	Height	Vol Adj Amt	ISTD Response	ISTD Amount	Date/Time	File
78575.72	34757.18	200.0000	0.0825	2.0000	11/27/2019 06:16 AM	GEDIT.RS

Level : 3

Area	Height	Vol Adj Amt	ISTD Response	ISTD Amount	Date/Time	File
146727.73	63198.11	400.0000	0.1577	4.0000	11/27/2019 06:16 AM	GEDIT.RS

Level : 4

Area	Height	Vol Adj Amt	ISTD Response	ISTD Amount	Date/Time	File
211285.58	90877.09	600.0000	0.2183	6.0000	11/27/2019 06:16 AM	GEDIT.RS

Level : 5

Area	Height	Vol Adj Amt	ISTD Response	ISTD Amount	Date/Time	File
269366.59	114734.12	800.0000	0.2868	8.0000	11/27/2019 06:15 AM	GEDIT.RS

Level : 6

Area	Height	Vol Adj Amt	ISTD Response	ISTD Amount	Date/Time	File
328954.14	138213.17	1000.0000	0.3591	10.0000	11/27/2019 06:15 AM	GEDIT.RS

Level : 7

Area	Height	Vol Adj Amt	ISTD Response	ISTD Amount	Date/Time	File
388717.00	161564.37	1200.0000	0.4189	12.0000	11/27/2019 06:15 AM	GEDIT.RS

Component: 1016-5

Level : 1

Area	Height	Vol Adj Amt	ISTD Response	ISTD Amount	Date/Time	File
35537.57	15759.04	100.0000	0.0373	1.0000	11/27/2019 06:16 AM	GEDIT.RS

Level : 2

Area	Height	Vol Adj Amt	ISTD Response	ISTD Amount	Date/Time	File
67195.19	28190.36	200.0000	0.0705	2.0000	11/27/2019 06:16 AM	GEDIT.RS

Level : 3

Area	Height	Vol Adj Amt	ISTD Response	ISTD Amount	Date/Time	File
121598.20	51436.61	400.0000	0.1307	4.0000	11/27/2019 06:16 AM	GEDIT.RS

Level : 4

Area	Height	Vol Adj Amt	ISTD Response	ISTD Amount	Date/Time	File
205048.65	78184.02	600.0000	0.2119	6.0000	11/27/2019 06:16 AM	GEDIT.RS

Level : 5

Area	Height	Vol Adj Amt	ISTD Response	ISTD Amount	Date/Time	File
223242.29	93237.39	800.0000	0.2377	8.0000	11/27/2019 06:15 AM	GEDIT.RS

Level : 6

Area	Height	Vol Adj Amt	ISTD Response	ISTD Amount	Date/Time	File
272326.51	113128.62	1000.0000	0.2973	10.0000	11/27/2019 06:15 AM	GEDIT.RS

Level : 7

Area	Height	Vol Adj Amt	ISTD Response	ISTD Amount	Date/Time	File
332940.58	132091.21	1200.0000	0.3588	12.0000	11/27/2019 06:15 AM	GEDIT.RS

Component: 1260-1

Level : 0.5

Area	Height	Vol Adj Amt	ISTD Response	ISTD Amount	Date/Time	File
42075.22	17912.14	50.0000	0.0442	0.5000	11/27/2019 06:16 AM	GEDIT.RS

Level : 1

Area	Height	Vol Adj Amt	ISTD Response	ISTD Amount	Date/Time	File
76185.68	32669.86	100.0000	0.0801	1.0000	11/27/2019 06:16 AM	GEDIT.RS

Level : 2

Area	Height	Vol Adj Amt	ISTD Response	ISTD Amount	Date/Time	File
134938.29	56720.84	200.0000	0.1416	2.0000	11/27/2019 06:16 AM	GEDIT.RS

Level : 3

Area	Height	Vol Adj Amt	ISTD Response	ISTD Amount	Date/Time	File
243886.36	98283.98	400.0000	0.2622	4.0000	11/27/2019 06:16 AM	GEDIT.RS

Level : 4

Area	Height	Vol Adj Amt	ISTD Response	ISTD Amount	Date/Time	File
355300.79	142278.28	600.0000	0.3672	6.0000	11/27/2019 06:16 AM	GEDIT.RS

Level : 5

Area	Height	Vol Adj Amt	ISTD Response	ISTD Amount	Date/Time	File
447187.39	176121.65	800.0000	0.4761	8.0000	11/27/2019 06:15 AM	GEDIT.RS

Level : 6

Area	Height	Vol Adj Amt	ISTD Response	ISTD Amount	Date/Time	File
535752.37	209266.66	1000.0000	0.5848	10.0000	11/27/2019 06:15 AM	GEDIT.RS

Level : 7

Area	Height	Vol Adj Amt	ISTD Response	ISTD Amount	Date/Time	File
630655.42	246328.04	1200.0000	0.6797	12.0000	11/27/2019 06:15 AM	GEDIT.RS

Component: 1260-2

Level : 0.5

Area	Height	Vol Adj Amt	ISTD Response	ISTD Amount	Date/Time	File
49705.01	19293.83	50.0000	0.0522	0.5000	11/27/2019 06:16 AM	GEDIT.RS

Level : 1

Area	Height	Vol Adj Amt	ISTD Response	ISTD Amount	Date/Time	File
101365.36	37339.79	100.0000	0.1065	1.0000	11/27/2019 06:16 AM	GEDIT.RS

Level : 2

Area	Height	Vol Adj Amt	ISTD Response	ISTD Amount	Date/Time	File
187220.80	68115.99	200.0000	0.1965	2.0000	11/27/2019 06:16 AM	GEDIT.RS

Level : 3

Area	Height	Vol Adj Amt	ISTD Response	ISTD Amount	Date/Time	File
357233.12	128807.88	400.0000	0.3841	4.0000	11/27/2019 06:16 AM	GEDIT.RS

Level : 4

Area	Height	Vol Adj Amt	ISTD Response	ISTD Amount	Date/Time	File
503002.00	177131.08	600.0000	0.5198	6.0000	11/27/2019 06:16 AM	GEDIT.RS

Level : 5

Area	Height	Vol Adj Amt	ISTD Response	ISTD Amount	Date/Time	File
634212.56	223481.89	800.0000	0.6753	8.0000	11/27/2019 06:15 AM	GEDIT.RS

Level : 6

Area	Height	Vol Adj Amt	ISTD Response	ISTD Amount	Date/Time	File
770409.78	273500.13	1000.0000	0.8409	10.0000	11/27/2019 06:15 AM	GEDIT.RS

Level : 7

Area	Height	Vol Adj Amt	ISTD Response	ISTD Amount	Date/Time	File
896876.01	316738.26	1200.0000	0.9666	12.0000	11/27/2019 06:15 AM	GEDIT.RS

Component: 1260-3

Level : 0.5

Area	Height	Vol Adj Amt	ISTD Response	ISTD Amount	Date/Time	File
28745.49	10627.31	50.0000	0.0302	0.5000	11/27/2019 06:16 AM	GEDIT.RS

Level : 1

Area	Height	Vol Adj Amt	ISTD Response	ISTD Amount	Date/Time	File
54899.97	19806.96	100.0000	0.0577	1.0000	11/27/2019 06:16 AM	GEDIT.RS

Level : 2

Area	Height	Vol Adj Amt	ISTD Response	ISTD Amount	Date/Time	File
97948.62	35364.51	200.0000	0.1028	2.0000	11/27/2019 06:16 AM	GEDIT.RS

Level : 3

Area	Height	Vol Adj Amt	ISTD Response	ISTD Amount	Date/Time	File
178182.27	64487.81	400.0000	0.1916	4.0000	11/27/2019 06:16 AM	GEDIT.RS

Level : 4

Area	Height	Vol Adj Amt	ISTD Response	ISTD Amount	Date/Time	File
258886.21	92784.30	600.0000	0.2675	6.0000	11/27/2019 06:16 AM	GEDIT.RS

Level : 5

Area	Height	Vol Adj Amt	ISTD Response	ISTD Amount	Date/Time	File
329211.32	117437.66	800.0000	0.3505	8.0000	11/27/2019 06:15 AM	GEDIT.RS

Level : 6

Area	Height	Vol Adj Amt	ISTD Response	ISTD Amount	Date/Time	File
393769.65	142687.12	1000.0000	0.4298	10.0000	11/27/2019 06:15 AM	GEDIT.RS

Level : 7

Area	Height	Vol Adj Amt	ISTD Response	ISTD Amount	Date/Time	File
468983.55	166678.64	1200.0000	0.5055	12.0000	11/27/2019 06:15 AM	GEDIT.RS

Component: 1260-4

Level : 0.5

Area	Height	Vol Adj Amt	ISTD Response	ISTD Amount	Date/Time	File
46087.14	20159.49	50.0000	0.0484	0.5000	11/27/2019 06:16 AM	GEDIT.RS

Level : 1

Area	Height	Vol Adj Amt	ISTD Response	ISTD Amount	Date/Time	File
85713.94	36037.45	100.0000	0.0901	1.0000	11/27/2019 06:16 AM	GEDIT.RS

Level : 2

Area	Height	Vol Adj Amt	ISTD Response	ISTD Amount	Date/Time	File
153761.14	64365.02	200.0000	0.1614	2.0000	11/27/2019 06:16 AM	GEDIT.RS

Level : 3

Area	Height	Vol Adj Amt	ISTD Response	ISTD Amount	Date/Time	File
273331.34	112313.85	400.0000	0.2939	4.0000	11/27/2019 06:16 AM	GEDIT.RS

Level : 4

Area	Height	Vol Adj Amt	ISTD Response	ISTD Amount	Date/Time	File
386329.95	159159.30	600.0000	0.3992	6.0000	11/27/2019 06:16 AM	GEDIT.RS

Level : 5

Area	Height	Vol Adj Amt	ISTD Response	ISTD Amount	Date/Time	File
491635.31	200570.74	800.0000	0.5235	8.0000	11/27/2019 06:15 AM	GEDIT.RS

Level : 6

Area	Height	Vol Adj Amt	ISTD Response	ISTD Amount	Date/Time	File
578981.57	237551.93	1000.0000	0.6320	10.0000	11/27/2019 06:15 AM	GEDIT.RS

Level : 7

Area	Height	Vol Adj Amt	ISTD Response	ISTD Amount	Date/Time	File
673643.63	276815.66	1200.0000	0.7260	12.0000	11/27/2019 06:15 AM	GEDIT.RS

Component: 1260-5

Level : 0.5

Area	Height	Vol Adj Amt	ISTD Response	ISTD Amount	Date/Time	File
20442.26	9160.79	50.0000	0.0215	0.5000	11/27/2019 06:16 AM	GEDIT.RS

Level : 1

Area	Height	Vol Adj Amt	ISTD Response	ISTD Amount	Date/Time	File
37180.21	16496.74	100.0000	0.0391	1.0000	11/27/2019 06:16 AM	GEDIT.RS

Level : 2

Area	Height	Vol Adj Amt	ISTD Response	ISTD Amount	Date/Time	File
70022.74	30887.30	200.0000	0.0735	2.0000	11/27/2019 06:16 AM	GEDIT.RS

Level : 3

Area	Height	Vol Adj Amt	ISTD Response	ISTD Amount	Date/Time	File
124611.17	54551.11	400.0000	0.1340	4.0000	11/27/2019 06:16 AM	GEDIT.RS

Level : 4

Area	Height	Vol Adj Amt	ISTD Response	ISTD Amount	Date/Time	File
180941.06	78145.40	600.0000	0.1870	6.0000	11/27/2019 06:16 AM	GEDIT.RS

Level : 5

Area	Height	Vol Adj Amt	ISTD Response	ISTD Amount	Date/Time	File
228742.07	98333.87	800.0000	0.2436	8.0000	11/27/2019 06:15 AM	GEDIT.RS

Level : 6

Area	Height	Vol Adj Amt	ISTD Response	ISTD Amount	Date/Time	File
273532.33	119156.24	1000.0000	0.2986	10.0000	11/27/2019 06:15 AM	GEDIT.RS

Level : 7

Area	Height	Vol Adj Amt	ISTD Response	ISTD Amount	Date/Time	File
322770.97	141369.72	1200.0000	0.3479	12.0000	11/27/2019 06:15 AM	GEDIT.RS

Component: DCBP SURR

Level : 0.5

Area	Height	Vol Adj Amt	ISTD Response	ISTD Amount	Date/Time	File
173156.20	72916.92	10.0000	0.1818	0.1000	11/27/2019 06:16 AM	GEDIT.RS

Level : 1

Area	Height	Vol Adj Amt	ISTD Response	ISTD Amount	Date/Time	File
319935.73	124556.58	20.0000	0.3362	0.2000	11/27/2019 06:16 AM	GEDIT.RS

Level : 2

Area	Height	Vol Adj Amt	ISTD Response	ISTD Amount	Date/Time	File
550168.78	209733.16	40.0000	0.5775	0.4000	11/27/2019 06:16 AM	GEDIT.RS

Level : 3

Area	Height	Vol Adj Amt	ISTD Response	ISTD Amount	Date/Time	File
751712.97	294647.81	60.0000	0.8082	0.6000	11/27/2019 06:16 AM	GEDIT.RS

Level : 4

Area	Height	Vol Adj Amt	ISTD Response	ISTD Amount	Date/Time	File
971207.49	379269.24	80.0000	1.0037	0.8000	11/27/2019 06:16 AM	GEDIT.RS

Level : 5

Area	Height	Vol Adj Amt	ISTD Response	ISTD Amount	Date/Time	File
1156755.49	447047.34	100.0000	1.2317	1.0000	11/27/2019 06:15 AM	GEDIT.RS

Level : 6

Area	Height	Vol Adj Amt	ISTD Response	ISTD Amount	Date/Time	File
1308696.06	517327.14	120.0000	1.4285	1.2000	11/27/2019 06:15 AM	GEDIT.RS

Level : 7

Area	Height	Vol Adj Amt	ISTD Response	ISTD Amount	Date/Time	File
1548254.52	577222.95	140.0000	1.6687	1.4000	11/27/2019 06:15 AM	GEDIT.RS

Turbochrom Method File : E:\TC2019\ECD6\11-NOV\PC1126BI.MTH
Created by : AM on : 11/26/2019 09:18 PM
Edited by : MH on : 11/27/2019 06:17 AM
Description :

Number of Times Edited : 3
Number of Times Calibrated : 5183

Instrument Conditions :
Au-8 PCBs

Instrument Control Method:
Instrument name : AUTO_ECD6

Channel Parameters:
Data will be collected from both channels

Channel A signal source: DetA		Channel B signal source: DetB	
Analog Output	: INT	Analog Output	: INT
Attenuation	: -5	Attenuation	: -5
Offset	: 5.0 mV	Offset	: 5.0 mV

Delay Time : 0.00 min.
Run Time : 18.00 min.
Sampling Rate : 3.1250 pts/s

Autosampler Method:

Injection Volume	: 1.0 µl	Pre-Sequence Washes	: 0
Injection Speed	: NORM	Sample Washes	: 2
Viscosity Delay	: 0	Sample Pumps	: 4
Waste Vial	: 1	Solvent A Washes	: 4

Carriers Parameters:
Carrier A control : Press - PSIG
Initial Setpoint : 0.0 Initial Hold : 0.00 min

Carrier B control : NONE
Initial Setpoint : 0 Initial Hold : 0.00 min

Auxiliary Pneumatic 1 :
Auxiliary Pneumatic 1 setpoint : 0
Auxiliary Pneumatic 2 :
Auxiliary Pneumatic 2 setpoint : 0
Auxiliary Pneumatic 3 :
Auxiliary Pneumatic 3 setpoint : 0
Auxiliary Pneumatic 4 :
Auxiliary Pneumatic 4 setpoint : 0

Valve configuration and settings:

Valve 1 : SPLIT OFF	Valve 2 : NONE
Valve 3 : NONE	Valve 4 : NONE
Valve 5 : NONE	Valve 6 : NONE

Detector Parameters:

Detector A : ECD	Detector B : ECD
Range : 1	Range : 1

Time Constant : 200	Time Constant : 200
Autozero : OFF	Autozero : OFF
Ref Gas Flow : 30.0 mL/m	Ref Gas Flow : 30.0 mL/m
MkUp Gas Flow : 0.0 mL/m	MkUp Gas Flow : 0.0 mL/m

Heated Zones:

Injector A :
Injector A Setpoint : 50°
Injector B :
Injector B Setpoint : OFF
Detector A : 380°
Detector B : 380°
Auxiliary (NONE) : 0°

Oven Program:

Cryogenics : OFF
Initial Temp : 140° Maximum Temp : 350°
Initial Hold : 1.00 min Equilibration Time : 0.5 min
Ramp 1 : 10.5 °/min to 310°, hold for 0.81 min

Total Run Time : 18.00 min

Timed Events:

There are no timed events in the method

Real Time Plot Parameters :

Channel A -- Pages: 1 Offset: 0.000 mV Scale: 1000.000 mV
Channel B -- Pages: 1 Offset: 0.000 mV Scale: 1000.000 mV

Processing Parameters :

Bunch Factor : 2 points
Noise Threshold : 350 µV
Area Threshold : 908.00 µV

Peak Separation Criteria
Width Ratio : 0.200
Valley-to-Peak Ratio : 0.010

Exponential Skim Criteria
Peak Height Ratio : 5.000
Adjusted Height Ratio : 4.000
Valley Height Ratio : 3.000

Baseline Timed Events :

Event #1 - -P at 0.093
Event #2 - +P at 3.192
Event #3 - -P at 3.588
Event #4 - +P at 5.083
Event #5 - -P at 5.526
Event #6 - +P at 5.938
Event #7 - -P at 9.827
Event #8 - +P at 11.092
Event #9 - -P at 14.797
Event #10 - +P at 16.490

Event #11 - -P at 16.794

Annotated Replot Parameters :

No replot will be printed

Report Format files :

No report format files given

User Programs :

No user programs will be executed

Global Information :

Default Sample Volume : 1.000 uL
Quantitation Units :
Void Time : 0.000 min
Correct amounts during calibration : NO
Reject outliers during calibration : NO
An Internal Standard calibration will be used
Unknown peaks will be quantitated using a response factor of 1.000000

Component Information :

Int Std

Component Type : Single Peak Component
Retention Time : 3.369 min Search Window: 1.00 s, 1.00 %
Reference Component:
Find peak closest to expected RT in window
Internal Standard :
Use Average Calibration Factor (Area ratio / Amount ratio)
User Values:
Label :
Value 1: 0.000000
Value 2: 0.000000
Value 3: 0.000000
Value 4: 0.000000
Value 5: 0.000000
Calibration Levels:

Level Name	Amount	Area	Height	ISTD Resp.	ISTD Amt.	# Replicates
0.5	100.0000	619428.94	221125.87	1.0000	1.0000	1
1	100.0000	613008.08	229769.90	1.0000	1.0000	1
2	100.0000	606707.83	224145.80	1.0000	1.0000	1
3	100.0000	609839.44	227119.12	1.0000	1.0000	1
4	100.0000	620498.76	241938.81	1.0000	1.0000	1
5	100.0000	607189.93	220882.79	1.0000	1.0000	1
6	100.0000	615364.07	222299.97	1.0000	1.0000	1
7	100.0000	615112.91	224335.12	1.0000	1.0000	1

Average Calibration Factor = 1.000000 (%RSD = 0.00)

TCMX SURR

Component Type : Single Peak Component
Retention Time : 5.294 min Search Window: 3.50 s, 1.00 %
Reference Component:
Find peak closest to expected RT in window
Internal Standard : Int Std
Use Average Calibration Factor (Area ratio / Amount ratio)
User Values:
Label :
Value 1: 0.000000

Value 2: 0.000000
Value 3: 0.000000
Value 4: 0.000000
Value 5: 0.000000

Calibration Levels:

Level Name	Amount	Area	Height	ISTD Resp.	ISTD Amt.	# Replicates
0.5	10.0000	119487.16	48052.40	0.1929	0.1000	1
1	20.0000	212645.87	86760.81	0.3469	0.2000	1
2	40.0000	367130.56	146681.38	0.6051	0.4000	1
3	60.0000	551655.37	216325.69	0.9046	0.6000	1
4	80.0000	726166.65	284029.84	1.1703	0.8000	1
5	100.0000	888974.97	335781.77	1.4641	1.0000	1
6	120.0000	1054904.01	388286.64	1.7143	1.2000	1
7	140.0000	1216822.96	438993.63	1.9782	1.4000	1

Average Calibration Factor = 1.556551 (%RSD = 11.62)

1016-1

Component Type : Single Peak Component
Retention Time : 6.456 min Search Window: 1.00 s, 1.00 %
Reference Component:
Find peak closest to expected RT in window
Internal Standard : Int Std
Use Average Calibration Factor (Area ratio / Amount ratio)
User Values:
Label :
Value 1: 0.000000
Value 2: 0.000000
Value 3: 0.000000
Value 4: 0.000000
Value 5: 0.000000

Calibration Levels:

Level Name	Amount	Area	Height	ISTD Resp.	ISTD Amt.	# Replicates
0.5	50.0000	14353.82	5919.78	0.0232	0.5000	1
1	100.0000	24494.26	10675.01	0.0400	1.0000	1
2	200.0000	51073.27	20369.65	0.0842	2.0000	1
3	400.0000	95264.56	37492.50	0.1562	4.0000	1
4	600.0000	137063.24	53868.18	0.2209	6.0000	1
5	800.0000	175019.81	67160.37	0.2882	8.0000	1
6	1000.0000	212684.45	80620.34	0.3456	10.0000	1
7	1200.0000	255541.96	95023.92	0.4154	12.0000	1

Average Calibration Factor = 0.038684 (%RSD = 10.53)

1016-2

Component Type : Single Peak Component
Retention Time : 7.277 min Search Window: 1.00 s, 1.00 %
Reference Component: 1016-1
Find peak closest to expected RT in window
Internal Standard : Int Std
Use Average Calibration Factor (Area ratio / Amount ratio)
User Values:
Label :
Value 1: 0.000000
Value 2: 0.000000
Value 3: 0.000000
Value 4: 0.000000
Value 5: 0.000000

Calibration Levels:

Level Name	Amount	Area	Height	ISTD Resp.	ISTD Amt.	# Replicates
0.5	50.0000	29109.70	9559.11	0.0470	0.5000	1
1	100.0000	[illegible]	[illegible]	0.0889	[illegible]	1

2	200.0000	100588.63	31179.64	0.1658	2.0000	1
3	400.0000	187291.62	55992.70	0.3071	4.0000	1
4	600.0000	289905.93	80704.06	0.4672	6.0000	1
5	800.0000	372050.22	101415.34	0.6127	8.0000	1
6	1000.0000	450519.13	120749.75	0.7321	10.0000	1
7	1200.0000	536681.81	143406.31	0.8725	12.0000	1

Average Calibration Factor = 0.080365 (%RSD = 9.49)

1016-3

Component Type : Single Peak Component
Retention Time : 8.225 min Search Window: 1.00 s, 1.00 %
Reference Component: 1016-1
Find peak closest to expected RT in window
Internal Standard : Int Std
Use Average Calibration Factor (Area ratio / Amount ratio)
User Values:
Label :
Value 1: 0.000000
Value 2: 0.000000
Value 3: 0.000000
Value 4: 0.000000
Value 5: 0.000000
Calibration Levels:

Level Name	Amount	Area	Height	ISTD Resp.	ISTD Amt.	# Replicates
0.5	50.0000	59963.13	19072.32	0.0968	0.5000	1
1	100.0000	109026.38	33941.54	0.1779	1.0000	1
2	200.0000	194956.70	59528.82	0.3213	2.0000	1
3	400.0000	372347.20	107064.40	0.6106	4.0000	1
4	600.0000	533557.49	152899.50	0.8599	6.0000	1
5	800.0000	679852.68	192172.24	1.1197	8.0000	1
6	1000.0000	825263.98	233683.32	1.3411	10.0000	1
7	1200.0000	984253.97	276443.48	1.6001	12.0000	1

Average Calibration Factor = 0.154437 (%RSD = 14.09)

1016-4

Component Type : Single Peak Component
Retention Time : 8.692 min Search Window: 1.00 s, 1.00 %
Reference Component: 1016-1
Find peak closest to expected RT in window
Internal Standard : Int Std
Use Average Calibration Factor (Area ratio / Amount ratio)
User Values:
Label :
Value 1: 0.000000
Value 2: 0.000000
Value 3: 0.000000
Value 4: 0.000000
Value 5: 0.000000
Calibration Levels:

Level Name	Amount	Area	Height	ISTD Resp.	ISTD Amt.	# Replicates
0.5	50.0000	11495.06	5648.30	0.0186	0.5000	1
1	100.0000	27927.22	11646.77	0.0456	1.0000	1
2	200.0000	49349.67	21047.31	0.0813	2.0000	1
3	400.0000	92573.05	39913.27	0.1518	4.0000	1
4	600.0000	134091.46	57073.51	0.2161	6.0000	1
5	800.0000	172800.37	73305.29	0.2846	8.0000	1
6	1000.0000	213486.56	90296.67	0.3469	10.0000	1
7	1200.0000	234767.02	102548.83	0.3817	12.0000	1

Average Calibration Factor = 0.037423 (%RSD = 11.13)

1016-5

Component Type : Single Peak Component
Retention Time : 9.353 min Search Window: 1.00 s, 1.00 %
Reference Component: 1016-1
Find peak closest to expected RT in window
Internal Standard : Int Std
Use Average Calibration Factor (Area ratio / Amount ratio)
User Values:
Label :
Value 1: 0.000000
Value 2: 0.000000
Value 3: 0.000000
Value 4: 0.000000
Value 5: 0.000000
Calibration Levels:

Level Name	Amount	Area	Height	ISTD Resp.	ISTD Amt.	# Replicates
0.5	50.0000	19501.61	8476.44	0.0315	0.5000	1
1	100.0000	35222.58	15399.81	0.0575	1.0000	1
2	200.0000	65020.63	27811.69	0.1072	2.0000	1
3	400.0000	121030.52	50667.83	0.1985	4.0000	1
4	600.0000	180394.41	74236.59	0.2907	6.0000	1
5	800.0000	230377.78	92937.71	0.3794	8.0000	1
6	1000.0000	281404.81	113032.64	0.4573	10.0000	1
7	1200.0000	336458.95	133988.82	0.5470	12.0000	1

Average Calibration Factor = 0.051352 (%RSD = 12.07)

1260-1
Component Type : Single Peak Component
Retention Time : 12.732 min Search Window: 0.50 s, 0.50 %
Reference Component:
Find peak closest to expected RT in window
Internal Standard : Int Std
Use Average Calibration Factor (Area ratio / Amount ratio)
User Values:
Label :
Value 1: 0.000000
Value 2: 0.000000
Value 3: 0.000000
Value 4: 0.000000
Value 5: 0.000000
Calibration Levels:

Level Name	Amount	Area	Height	ISTD Resp.	ISTD Amt.	# Replicates
0.5	50.0000	44381.32	13265.77	0.0716	0.5000	1
1	100.0000	88125.16	24584.16	0.1438	1.0000	1
2	200.0000	156226.27	43967.35	0.2575	2.0000	1
3	400.0000	297700.58	80445.80	0.4882	4.0000	1
4	600.0000	440932.73	117497.47	0.7106	6.0000	1
5	800.0000	569211.03	151114.70	0.9375	8.0000	1
6	1000.0000	691587.21	181571.17	1.1239	10.0000	1
7	1200.0000	843747.93	217599.80	1.3717	12.0000	1

Average Calibration Factor = 0.125020 (%RSD = 9.97)

1260-2
Component Type : Single Peak Component
Retention Time : 12.826 min Search Window: 0.50 s, 0.50 %
Reference Component: 1260-1
Find peak closest to expected RT in window
Internal Standard : Int Std
Use Average Calibration Factor (Area ratio / Amount ratio)
User Values:
Label :

Value 1: 0.000000
Value 2: 0.000000
Value 3: 0.000000
Value 4: 0.000000
Value 5: 0.000000

Calibration Levels:

Level Name	Amount	Area	Height	ISTD Resp.	ISTD Amt.	# Replicates
0.5	50.0000	37333.72	14784.78	0.0603	0.5000	1
1	100.0000	70843.67	26584.22	0.1156	1.0000	1
2	200.0000	123454.69	47171.15	0.2035	2.0000	1
3	400.0000	230477.42	83880.87	0.3779	4.0000	1
4	600.0000	337145.82	121927.64	0.5433	6.0000	1
5	800.0000	437429.71	155467.77	0.7204	8.0000	1
6	1000.0000	519491.61	186399.25	0.8442	10.0000	1
7	1200.0000	619294.29	222433.73	1.0068	12.0000	1

Average Calibration Factor = 0.097658 (%RSD = 14.19)

1260-3

Component Type : Single Peak Component
Retention Time : 12.931 min Search Window: 0.50 s, 0.50 %
Reference Component: 1260-1
Find peak closest to expected RT in window
Internal Standard : Int Std
Use Average Calibration Factor (Area ratio / Amount ratio)
User Values:
Label :
Value 1: 0.000000
Value 2: 0.000000
Value 3: 0.000000
Value 4: 0.000000
Value 5: 0.000000

Calibration Levels:

Level Name	Amount	Area	Height	ISTD Resp.	ISTD Amt.	# Replicates
0.5	50.0000	18998.58	7429.04	0.0307	0.5000	1
1	100.0000	36705.10	13995.63	0.0599	1.0000	1
2	200.0000	65882.65	25137.36	0.1086	2.0000	1
3	400.0000	128626.42	46530.60	0.2109	4.0000	1
4	600.0000	190353.62	68262.51	0.3068	6.0000	1
5	800.0000	248842.28	87946.28	0.4098	8.0000	1
6	1000.0000	305081.52	105482.55	0.4958	10.0000	1
7	1200.0000	375409.84	127813.32	0.6103	12.0000	1

Average Calibration Factor = 0.053880 (%RSD = 8.16)

1260-4

Component Type : Single Peak Component
Retention Time : 13.388 min Search Window: 0.50 s, 0.70 %
Reference Component: 1260-1
Find peak closest to expected RT in window
Internal Standard : Int Std
Use Average Calibration Factor (Area ratio / Amount ratio)
User Values:
Label :
Value 1: 0.000000
Value 2: 0.000000
Value 3: 0.000000
Value 4: 0.000000
Value 5: 0.000000

Calibration Levels:

Level Name	Amount	Area	Height	ISTD Resp.	ISTD Amt.	# Replicates
1	100.0000	78299.89	25595.73	0.1277	1.0000	1

2	200.0000	145874.15	46034.96	0.2404	2.0000	1
3	400.0000	237947.12	82204.56	0.3902	4.0000	1
4	600.0000	348104.14	118428.02	0.5610	6.0000	1
5	800.0000	438383.65	148255.53	0.7220	8.0000	1
6	1000.0000	519437.08	179171.59	0.8441	10.0000	1
7	1200.0000	613023.96	209751.07	0.9966	12.0000	1

Average Calibration Factor = 0.099529 (%RSD = 17.64)

1260-5

Component Type : Single Peak Component
Retention Time : 13.568 min Search Window: 0.50 s, 0.70 %
Reference Component: 1260-1
Find peak closest to expected RT in window
Internal Standard : Int Std
Use Average Calibration Factor (Area ratio / Amount ratio)
User Values:
Label :
Value 1: 0.000000
Value 2: 0.000000
Value 3: 0.000000
Value 4: 0.000000
Value 5: 0.000000
Calibration Levels:

Level Name	Amount	Area	Height	ISTD Resp.	ISTD Amt.	# Replicates
0.5	50.0000	16851.52	7180.63	0.0272	0.5000	1
1	100.0000	35081.30	13805.83	0.0572	1.0000	1
2	200.0000	70043.85	25724.10	0.1154	2.0000	1
3	400.0000	114368.88	44501.79	0.1875	4.0000	1
4	600.0000	160784.65	64161.17	0.2591	6.0000	1
5	800.0000	203855.07	80726.67	0.3357	8.0000	1
6	1000.0000	241943.38	98823.39	0.3932	10.0000	1
7	1200.0000	286490.86	113908.74	0.4658	12.0000	1

Average Calibration Factor = 0.047441 (%RSD = 16.69)

DCBP SURR

Component Type : Single Peak Component
Retention Time : 16.586 min Search Window: 1.00 s, 1.00 %
Reference Component:
Find peak closest to expected RT in window
Internal Standard : Int Std
Use Average Calibration Factor (Area ratio / Amount ratio)
User Values:
Label :
Value 1: 0.000000
Value 2: 0.000000
Value 3: 0.000000
Value 4: 0.000000
Value 5: 0.000000
Calibration Levels:

Level Name	Amount	Area	Height	ISTD Resp.	ISTD Amt.	# Replicates
1	20.0000	230959.35	90893.68	0.3768	0.2000	1
2	40.0000	402527.38	155129.02	0.6635	0.4000	1
3	60.0000	578259.85	223584.00	0.9482	0.6000	1
4	80.0000	772543.89	294371.05	1.2450	0.8000	1
5	100.0000	905079.49	343576.45	1.4906	1.0000	1
6	120.0000	1021863.94	394893.51	1.6606	1.2000	1
7	140.0000	1158531.61	442314.89	1.8834	1.4000	1

Average Calibration Factor = 1.556982 (%RSD = 11.63)

Calibration Replicate Lists:

Component: Int Std

Level : 0.5

Area	Height	Vol Adj Amt	ISTD Response	ISTD Amount	Date/Time	File
619428.94	221125.87	100.0000	1.0000	1.0000	11/27/2019 06:17 AM	GEDIT.RS

Level : 1

Area	Height	Vol Adj Amt	ISTD Response	ISTD Amount	Date/Time	File
613008.08	229769.90	100.0000	1.0000	1.0000	11/27/2019 06:17 AM	GEDIT.RS

Level : 2

Area	Height	Vol Adj Amt	ISTD Response	ISTD Amount	Date/Time	File
606707.83	224145.80	100.0000	1.0000	1.0000	11/27/2019 06:17 AM	GEDIT.RS

Level : 3

Area	Height	Vol Adj Amt	ISTD Response	ISTD Amount	Date/Time	File
609839.44	227119.12	100.0000	1.0000	1.0000	11/27/2019 06:17 AM	GEDIT.RS

Level : 4

Area	Height	Vol Adj Amt	ISTD Response	ISTD Amount	Date/Time	File
620498.76	241938.81	100.0000	1.0000	1.0000	11/27/2019 06:17 AM	GEDIT.RS

Level : 5

Area	Height	Vol Adj Amt	ISTD Response	ISTD Amount	Date/Time	File
607189.93	220882.79	100.0000	1.0000	1.0000	11/27/2019 06:17 AM	GEDIT.RS

Level : 6

Area	Height	Vol Adj Amt	ISTD Response	ISTD Amount	Date/Time	File
615364.07	222299.97	100.0000	1.0000	1.0000	11/27/2019 06:17 AM	GEDIT.RS

Level : 7

Area	Height	Vol Adj Amt	ISTD Response	ISTD Amount	Date/Time	File
615112.91	224335.12	100.0000	1.0000	1.0000	11/27/2019 06:17 AM	GEDIT.RS

Component: TCMX SURR

Level : 0.5

Area	Height	Vol Adj Amt	ISTD Response	ISTD Amount	Date/Time	File
119487.16	48052.40	10.0000	0.1929	0.1000	11/27/2019 06:17 AM	GEDIT.RS

Level : 1

Area	Height	Vol Adj Amt	ISTD Response	ISTD Amount	Date/Time	File
212645.87	86760.81	20.0000	0.3469	0.2000	11/27/2019 06:17 AM	GEDIT.RS

Level : 2

Area	Height	Vol Adj Amt	ISTD Response	ISTD Amount	Date/Time	File
367130.56	146681.38	40.0000	0.6051	0.4000	11/27/2019 06:17 AM	GEDIT.RS

Level : 3

Area	Height	Vol Adj Amt	ISTD Response	ISTD Amount	Date/Time	File
551655.37	216325.69	60.0000	0.9046	0.6000	11/27/2019 06:17 AM	GEDIT.RS

Level : 4

Area	Height	Vol Adj Amt	ISTD Response	ISTD Amount	Date/Time	File
726166.65	284029.84	80.0000	1.1703	0.8000	11/27/2019 06:17 AM	GEDIT.RS

Level : 5

Area	Height	Vol Adj Amt	ISTD Response	ISTD Amount	Date/Time	File
888974.97	335781.77	100.0000	1.4641	1.0000	11/27/2019 06:17 AM	GEDIT.RS

Level : 6

Area	Height	Vol Adj Amt	ISTD Response	ISTD Amount	Date/Time	File
1054904.01	388286.64	120.0000	1.7143	1.2000	11/27/2019 06:17 AM	GEDIT.RS

Level : 7

Area	Height	Vol Adj Amt	ISTD Response	ISTD Amount	Date/Time	File
1216822.96	438993.63	140.0000	1.9782	1.4000	11/27/2019 06:17 AM	GEDIT.RS

Component: 1016-1

Level : 0.5

Area	Height	Vol Adj Amt	ISTD Response	ISTD Amount	Date/Time	File
14353.82	5919.78	50.0000	0.0232	0.5000	11/27/2019 06:17 AM	GEDIT.RS

Level : 1

Area	Height	Vol Adj Amt	ISTD Response	ISTD Amount	Date/Time	File
24494.26	10675.01	100.0000	0.0400	1.0000	11/27/2019 06:17 AM	GEDIT.RS

Level : 2

Area	Height	Vol Adj Amt	ISTD Response	ISTD Amount	Date/Time	File
51073.27	20369.65	200.0000	0.0842	2.0000	11/27/2019 06:17 AM	GEDIT.RS

Level : 3

Area	Height	Vol Adj Amt	ISTD Response	ISTD Amount	Date/Time	File
95264.56	37492.50	400.0000	0.1562	4.0000	11/27/2019 06:17 AM	GEDIT.RS

Level : 4

Area	Height	Vol Adj Amt	ISTD Response	ISTD Amount	Date/Time	File
137063.24	53868.18	600.0000	0.2209	6.0000	11/27/2019 06:17 AM	GEDIT.RS

Level : 5

Area	Height	Vol Adj Amt	ISTD Response	ISTD Amount	Date/Time	File
175019.81	67160.37	800.0000	0.2882	8.0000	11/27/2019 06:17 AM	GEDIT.RS

Level : 6

Area	Height	Vol Adj Amt	ISTD Response	ISTD Amount	Date/Time	File
212684.45	80620.34	1000.0000	0.3456	10.0000	11/27/2019 06:17 AM	GEDIT.RS

Level : 7

Area	Height	Vol Adj Amt	ISTD Response	ISTD Amount	Date/Time	File
255541.96	95023.92	1200.0000	0.4154	12.0000	11/27/2019 06:17 AM	GEDIT.RS

Component: 1016-2

Level : 0.5

Area	Height	Vol Adj Amt	ISTD Response	ISTD Amount	Date/Time	File
29109.70	9559.11	50.0000	0.0470	0.5000	11/27/2019 06:17 AM	GEDIT.RS

Level : 1

Area	Height	Vol Adj Amt	ISTD Response	ISTD Amount	Date/Time	File
54481.09	17057.10	100.0000	0.0889	1.0000	11/27/2019 06:17 AM	GEDIT.RS

Level : 2

Area	Height	Vol Adj Amt	ISTD Response	ISTD Amount	Date/Time	File
100588.63	31179.64	200.0000	0.1658	2.0000	11/27/2019 06:17 AM	GEDIT.RS

Level : 3

Area	Height	Vol Adj Amt	ISTD Response	ISTD Amount	Date/Time	File
187291.62	55992.70	400.0000	0.3071	4.0000	11/27/2019 06:17 AM	GEDIT.RS

Level : 4

Area	Height	Vol Adj Amt	ISTD Response	ISTD Amount	Date/Time	File
289905.93	80704.06	600.0000	0.4672	6.0000	11/27/2019 06:17 AM	GEDIT.RS

Level : 5

Area	Height	Vol Adj Amt	ISTD Response	ISTD Amount	Date/Time	File
372050.22	101415.34	800.0000	0.6127	8.0000	11/27/2019 06:17 AM	GEDIT.RS

Level : 6

Area	Height	Vol Adj Amt	ISTD Response	ISTD Amount	Date/Time	File
450519.13	120749.75	1000.0000	0.7321	10.0000	11/27/2019 06:17 AM	GEDIT.RS

Level : 7

Area	Height	Vol Adj Amt	ISTD Response	ISTD Amount	Date/Time	File
536681.81	143406.31	1200.0000	0.8725	12.0000	11/27/2019 06:17 AM	GEDIT.RS

Component: 1016-3

Level : 0.5

Area	Height	Vol Adj Amt	ISTD Response	ISTD Amount	Date/Time	File
59963.13	19072.32	50.0000	0.0968	0.5000	11/27/2019 06:17 AM	GEDIT.RS

Level : 1

Area	Height	Vol Adj Amt	ISTD Response	ISTD Amount	Date/Time	File
109026.38	33941.54	100.0000	0.1779	1.0000	11/27/2019 06:17 AM	GEDIT.RS

Level : 2

Area	Height	Vol Adj Amt	ISTD Response	ISTD Amount	Date/Time	File
194956.70	59528.82	200.0000	0.3213	2.0000	11/27/2019 06:17 AM	GEDIT.RS

Level : 3

Area	Height	Vol Adj Amt	ISTD Response	ISTD Amount	Date/Time	File
372347.20	107064.40	400.0000	0.6106	4.0000	11/27/2019 06:17 AM	GEDIT.RS

Level : 4

Area	Height	Vol Adj Amt	ISTD Response	ISTD Amount	Date/Time	File
533557.49	152899.50	600.0000	0.8599	6.0000	11/27/2019 06:17 AM	GEDIT.RS

Level : 5

Area	Height	Vol Adj Amt	ISTD Response	ISTD Amount	Date/Time	File
679852.68	192172.24	800.0000	1.1197	8.0000	11/27/2019 06:17 AM	GEDIT.RS

Level : 6

Area	Height	Vol Adj Amt	ISTD Response	ISTD Amount	Date/Time	File
825263.98	233683.32	1000.0000	1.3411	10.0000	11/27/2019 06:17 AM	GEDIT.RS

Level : 7

Area	Height	Vol Adj Amt	ISTD Response	ISTD Amount	Date/Time	File
984253.97	276443.48	1200.0000	1.6001	12.0000	11/27/2019 06:17 AM	GEDIT.RS

Component: 1016-4

Level : 0.5

Area	Height	Vol Adj Amt	ISTD Response	ISTD Amount	Date/Time	File
11495.06	5648.30	50.0000	0.0186	0.5000	11/27/2019 06:17 AM	GEDIT.RS

Level : 1

Area	Height	Vol Adj Amt	ISTD Response	ISTD Amount	Date/Time	File
27927.22	11646.77	100.0000	0.0456	1.0000	11/27/2019 06:17 AM	GEDIT.RS

Level : 2

Area	Height	Vol Adj Amt	ISTD Response	ISTD Amount	Date/Time	File
49349.67	21047.31	200.0000	0.0813	2.0000	11/27/2019 06:17 AM	GEDIT.RS

Level : 3

Area	Height	Vol Adj Amt	ISTD Response	ISTD Amount	Date/Time	File
92573.05	39913.27	400.0000	0.1518	4.0000	11/27/2019 06:17 AM	GEDIT.RS

Level : 4

Area	Height	Vol Adj Amt	ISTD Response	ISTD Amount	Date/Time	File
134091.46	57073.51	600.0000	0.2161	6.0000	11/27/2019 06:17 AM	GEDIT.RS

Level : 5

Area	Height	Vol Adj Amt	ISTD Response	ISTD Amount	Date/Time	File
172800.37	73305.29	800.0000	0.2846	8.0000	11/27/2019 06:17 AM	GEDIT.RS

Level : 6

Area	Height	Vol Adj Amt	ISTD Response	ISTD Amount	Date/Time	File
213486.56	90296.67	1000.0000	0.3469	10.0000	11/27/2019 06:17 AM	GEDIT.RS

Level : 7

Area	Height	Vol Adj Amt	ISTD Response	ISTD Amount	Date/Time	File
234767.02	102548.83	1200.0000	0.3817	12.0000	11/27/2019 06:17 AM	GEDIT.RS

Component: 1016-5

Level : 0.5

Area	Height	Vol Adj Amt	ISTD Response	ISTD Amount	Date/Time	File
19501.61	8476.44	50.0000	0.0315	0.5000	11/27/2019 06:17 AM	GEDIT.RS

Level : 1

Area	Height	Vol Adj Amt	ISTD Response	ISTD Amount	Date/Time	File
35222.58	15399.81	100.0000	0.0575	1.0000	11/27/2019 06:17 AM	GEDIT.RS

Level : 2

Area	Height	Vol Adj Amt	ISTD Response	ISTD Amount	Date/Time	File
65020.63	27811.69	200.0000	0.1072	2.0000	11/27/2019 06:17 AM	GEDIT.RS

Level : 3

Area	Height	Vol Adj Amt	ISTD Response	ISTD Amount	Date/Time	File
121030.52	50667.83	400.0000	0.1985	4.0000	11/27/2019 06:17 AM	GEDIT.RS

Level : 4

Area	Height	Vol Adj Amt	ISTD Response	ISTD Amount	Date/Time	File
180394.41	74236.59	600.0000	0.2907	6.0000	11/27/2019 06:17 AM	GEDIT.RS

Level : 5

Area	Height	Vol Adj Amt	ISTD Response	ISTD Amount	Date/Time	File
230377.78	92937.71	800.0000	0.3794	8.0000	11/27/2019 06:17 AM	GEDIT.RS

Level : 6

Area	Height	Vol Adj Amt	ISTD Response	ISTD Amount	Date/Time	File
281404.81	113032.64	1000.0000	0.4573	10.0000	11/27/2019 06:17 AM	GEDIT.RS

Level : 7

Area	Height	Vol Adj Amt	ISTD Response	ISTD Amount	Date/Time	File
336458.95	133988.82	1200.0000	0.5470	12.0000	11/27/2019 06:17 AM	GEDIT.RS

Component: 1260-1

Level : 0.5

Area	Height	Vol Adj Amt	ISTD Response	ISTD Amount	Date/Time	File
44381.32	13265.77	50.0000	0.0716	0.5000	11/27/2019 06:17 AM	GEDIT.RS

Level : 1

Area	Height	Vol Adj Amt	ISTD Response	ISTD Amount	Date/Time	File
88125.16	24584.16	100.0000	0.1438	1.0000	11/27/2019 06:17 AM	GEDIT.RS

Level : 2

Area	Height	Vol Adj Amt	ISTD Response	ISTD Amount	Date/Time	File
156226.27	43967.35	200.0000	0.2575	2.0000	11/27/2019 06:17 AM	GEDIT.RS

Level : 3

Area	Height	Vol Adj Amt	ISTD Response	ISTD Amount	Date/Time	File
297700.58	80445.80	400.0000	0.4882	4.0000	11/27/2019 06:17 AM	GEDIT.RS

Level : 4

Area	Height	Vol Adj Amt	ISTD Response	ISTD Amount	Date/Time	File
440932.73	117497.47	600.0000	0.7106	6.0000	11/27/2019 06:17 AM	GEDIT.RS

Level : 5

Area	Height	Vol Adj Amt	ISTD Response	ISTD Amount	Date/Time	File
569211.03	151114.70	800.0000	0.9375	8.0000	11/27/2019 06:17 AM	GEDIT.RS

Level : 6

Area	Height	Vol Adj Amt	ISTD Response	ISTD Amount	Date/Time	File
691587.21	181571.17	1000.0000	1.1239	10.0000	11/27/2019 06:17 AM	GEDIT.RS

Level : 7

Area	Height	Vol Adj Amt	ISTD Response	ISTD Amount	Date/Time	File
843747.93	217599.80	1200.0000	1.3717	12.0000	11/27/2019 06:17 AM	GEDIT.RS

Component: 1260-2

Level : 0.5

Area	Height	Vol Adj Amt	ISTD Response	ISTD Amount	Date/Time	File
37333.72	14784.78	50.0000	0.0603	0.5000	11/27/2019 06:17 AM	GEDIT.RS

Level : 1

Area	Height	Vol Adj Amt	ISTD Response	ISTD Amount	Date/Time	File
70843.67	26584.22	100.0000	0.1156	1.0000	11/27/2019 06:17 AM	GEDIT.RS

Level : 2

Area	Height	Vol Adj Amt	ISTD Response	ISTD Amount	Date/Time	File
123454.69	47171.15	200.0000	0.2035	2.0000	11/27/2019 06:17 AM	GEDIT.RS

Level : 3

Area	Height	Vol Adj Amt	ISTD Response	ISTD Amount	Date/Time	File
230477.42	83880.87	400.0000	0.3779	4.0000	11/27/2019 06:17 AM	GEDIT.RS

Level : 4

Area	Height	Vol Adj Amt	ISTD Response	ISTD Amount	Date/Time	File
337145.82	121927.64	600.0000	0.5433	6.0000	11/27/2019 06:17 AM	GEDIT.RS

Level : 5

Area	Height	Vol Adj Amt	ISTD Response	ISTD Amount	Date/Time	File
437429.71	155467.77	800.0000	0.7204	8.0000	11/27/2019 06:17 AM	GEDIT.RS

Level : 6

Area	Height	Vol Adj Amt	ISTD Response	ISTD Amount	Date/Time	File
519491.61	186399.25	1000.0000	0.8442	10.0000	11/27/2019 06:17 AM	GEDIT.RS

Level : 7

Area	Height	Vol Adj Amt	ISTD Response	ISTD Amount	Date/Time	File
619294.29	222433.73	1200.0000	1.0068	12.0000	11/27/2019 06:17 AM	GEDIT.RS

Component: 1260-3

Level : 0.5

Area	Height	Vol Adj Amt	ISTD Response	ISTD Amount	Date/Time	File
18998.58	7429.04	50.0000	0.0307	0.5000	11/27/2019 06:17 AM	GEDIT.RS

Level : 1

Area	Height	Vol Adj Amt	ISTD Response	ISTD Amount	Date/Time	File
36705.10	13995.63	100.0000	0.0599	1.0000	11/27/2019 06:17 AM	GEDIT.RS

Level : 2

Area	Height	Vol Adj Amt	ISTD Response	ISTD Amount	Date/Time	File
65882.65	25137.36	200.0000	0.1086	2.0000	11/27/2019 06:17 AM	GEDIT.RS

Level : 3

Area	Height	Vol Adj Amt	ISTD Response	ISTD Amount	Date/Time	File
128626.42	46530.60	400.0000	0.2109	4.0000	11/27/2019 06:17 AM	GEDIT.RS

Level : 4

Area	Height	Vol Adj Amt	ISTD Response	ISTD Amount	Date/Time	File
190353.62	68262.51	600.0000	0.3068	6.0000	11/27/2019 06:17 AM	GEDIT.RS

Level : 5

Area	Height	Vol Adj Amt	ISTD Response	ISTD Amount	Date/Time	File
248842.28	87946.28	800.0000	0.4098	8.0000	11/27/2019 06:17 AM	GEDIT.RS

Level : 6

Area	Height	Vol Adj Amt	ISTD Response	ISTD Amount	Date/Time	File
305081.52	105482.55	1000.0000	0.4958	10.0000	11/27/2019 06:17 AM	GEDIT.RS

Level : 7

Area	Height	Vol Adj Amt	ISTD Response	ISTD Amount	Date/Time	File
375409.84	127813.32	1200.0000	0.6103	12.0000	11/27/2019 06:17 AM	GEDIT.RS

Component: 1260-4

Level : 1

Area	Height	Vol Adj Amt	ISTD Response	ISTD Amount	Date/Time	File
78299.89	25595.73	100.0000	0.1277	1.0000	11/27/2019 06:17 AM	GEDIT.RS

Level : 2

Area	Height	Vol Adj Amt	ISTD Response	ISTD Amount	Date/Time	File
145874.15	46034.96	200.0000	0.2404	2.0000	11/27/2019 06:17 AM	GEDIT.RS

Level : 3

Area	Height	Vol Adj Amt	ISTD Response	ISTD Amount	Date/Time	File
237947.12	82204.56	400.0000	0.3902	4.0000	11/27/2019 06:17 AM	GEDIT.RS

Level : 4

Area	Height	Vol Adj Amt	ISTD Response	ISTD Amount	Date/Time	File
348104.14	118428.02	600.0000	0.5610	6.0000	11/27/2019 06:17 AM	GEDIT.RS

Level : 5

Area	Height	Vol Adj Amt	ISTD Response	ISTD Amount	Date/Time	File
438383.65	148255.53	800.0000	0.7220	8.0000	11/27/2019 06:17 AM	GEDIT.RS

Level : 6

Area	Height	Vol Adj Amt	ISTD Response	ISTD Amount	Date/Time	File
519437.08	179171.59	1000.0000	0.8441	10.0000	11/27/2019 06:17 AM	GEDIT.RS

Level : 7

Area	Height	Vol Adj Amt	ISTD Response	ISTD Amount	Date/Time	File
613023.96	209751.07	1200.0000	0.9966	12.0000	11/27/2019 06:17 AM	GEDIT.RS

Component: 1260-5

Level : 0.5

Area	Height	Vol Adj Amt	ISTD Response	ISTD Amount	Date/Time	File
16851.52	7180.63	50.0000	0.0272	0.5000	11/27/2019 06:17 AM	GEDIT.RS

Level : 1

Area	Height	Vol Adj Amt	ISTD Response	ISTD Amount	Date/Time	File
35081.30	13805.83	100.0000	0.0572	1.0000	11/27/2019 06:17 AM	GEDIT.RS

Level : 2

Area	Height	Vol Adj Amt	ISTD Response	ISTD Amount	Date/Time	File
70043.85	25724.10	200.0000	0.1154	2.0000	11/27/2019 06:17 AM	GEDIT.RS

Level : 3

Area	Height	Vol Adj Amt	ISTD Response	ISTD Amount	Date/Time	File
114368.88	44501.79	400.0000	0.1875	4.0000	11/27/2019 06:17 AM	GEDIT.RS

Level : 4

Area	Height	Vol Adj Amt	ISTD Response	ISTD Amount	Date/Time	File
160784.65	64161.17	600.0000	0.2591	6.0000	11/27/2019 06:17 AM	GEDIT.RS

Level : 5

Area	Height	Vol Adj Amt	ISTD Response	ISTD Amount	Date/Time	File
203855.07	80726.67	800.0000	0.3357	8.0000	11/27/2019 06:17 AM	GEDIT.RS

Level : 6

Area	Height	Vol Adj Amt	ISTD Response	ISTD Amount	Date/Time	File
241943.38	98823.39	1000.0000	0.3932	10.0000	11/27/2019 06:17 AM	GEDIT.RS

Level : 7

Area	Height	Vol Adj Amt	ISTD Response	ISTD Amount	Date/Time	File
286490.86	113908.74	1200.0000	0.4658	12.0000	11/27/2019 06:17 AM	GEDIT.RS

Component: DCBP SURR

Level : 1

Area	Height	Vol Adj Amt	ISTD Response	ISTD Amount	Date/Time	File
230959.35	90893.68	20.0000	0.3768	0.2000	11/27/2019 06:17 AM	GEDIT.RS

Level : 2

Area	Height	Vol Adj Amt	ISTD Response	ISTD Amount	Date/Time	File
402527.38	155129.02	40.0000	0.6635	0.4000	11/27/2019 06:17 AM	GEDIT.RS

Level : 3

Area	Height	Vol Adj Amt	ISTD Response	ISTD Amount	Date/Time	File
578259.85	223584.00	60.0000	0.9482	0.6000	11/27/2019 06:17 AM	GEDIT.RS

Level : 4

Area	Height	Vol Adj Amt	ISTD Response	ISTD Amount	Date/Time	File
772543.89	294371.05	80.0000	1.2450	0.8000	11/27/2019 06:17 AM	GEDIT.RS

Level : 5

Area	Height	Vol Adj Amt	ISTD Response	ISTD Amount	Date/Time	File
905079.49	343576.45	100.0000	1.4906	1.0000	11/27/2019 06:17 AM	GEDIT.RS

Level : 6

Area	Height	Vol Adj Amt	ISTD Response	ISTD Amount	Date/Time	File
1021863.94	394893.51	120.0000	1.6606	1.2000	11/27/2019 06:17 AM	GEDIT.RS

Level : 7

Area	Height	Vol Adj Amt	ISTD Response	ISTD Amount	Date/Time	File
1158531.61	442314.89	140.0000	1.8834	1.4000	11/27/2019 06:17 AM	GEDIT.RS

Client Id: Initial Calibration

Software Version: 4.1<1L22>
Date: 11/27/2019 06:21 AM
Sample Name : mix 1200;54k
Data File : E:\TC2019\ECD6\11-NOV\N26A027.RAW Date: 11/26/2019 05:34 PM
Sequence File: E:\TC2019\ECD6\11-NOV\PCB_SEQ.SEQ Cycle: 760 Channel : A
Instrument : AUTO_ECD6 Rack/Vial: 0/16 Operator:
Sample Amount : 1.0000 Dilution Factor : 1.00

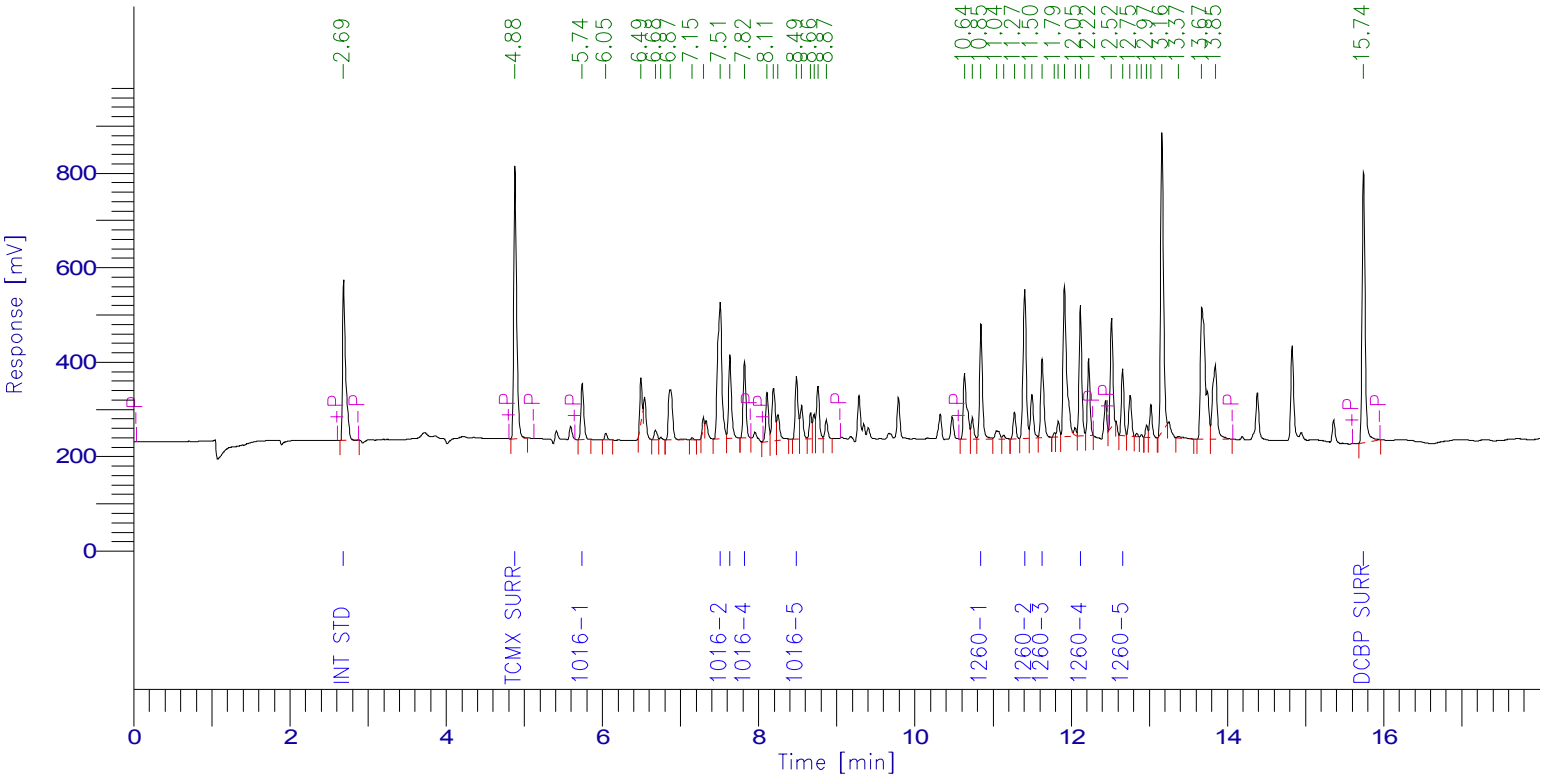

PCB Report

Time [min]	Component Name	Raw Amount	Area [µV·s]	Surrogate SM/WM	Surrogate QC / SL	Spike Rec Soils (%)	Spike Rec Water (%)
2.687	Int Std	100.0000	927846.50	250.0000	100.0000	40.0000	20.0000
4.881	TCMX SURR	123.3024	1520674.55	308.2560	123.3024	49.3210	24.6605
5.742	1016-1	1083.5354	299330.48	2708.8385	1083.5354	433.4142	216.7071
7.508	1016-2	1027.2406	1092246.20	2568.1016	1027.2406	410.8963	205.4481
7.632	1016-3	1032.5058	464532.83	2581.2644	1032.5058	413.0023	206.5012
7.819	1016-4	1054.5588	388717.00	2636.3969	1054.5588	421.8235	210.9118
8.485	1016-5	1092.3218	332940.58	2730.8044	1092.3218	436.9287	218.4644
10.845	1260-1	1005.8172	630655.42	2514.5429	1005.8172	402.3269	201.1634
11.405	1260-2	1043.7899	896876.01	2609.4748	1043.7899	417.5160	208.7580
11.627	1260-3	1034.5554	468983.55	2586.3886	1034.5554	413.8222	206.9111
12.118	1260-4	973.4202	673643.63	2433.5504	973.4202	389.3681	194.6840
12.657	1260-5	1020.5510	322770.97	2551.3774	1020.5510	408.2204	204.1102
15.741	DCBP SURR	119.6361	1548254.52	299.0903	119.6361	47.8544	23.9272
		10711.2345	9567472.25				

Client Id: Initial Calibration

Software Version: 4.1<1L22>
Date: 11/27/2019 06:21 AM
Sample Name : mix 1200;54k
Data File : E:\TC2019\ECD6\11-NOV\N26B027.RAW Date: 11/26/2019 05:34 PM
Sequence File: E:\TC2019\ECD6\11-NOV\PCB_SEQ.SEQ Cycle: 760 Channel : B
Instrument : AUTO_ECD6 Rack/Vial: 0/16 Operator:
Sample Amount : 1.0000 Dilution Factor : 1.00

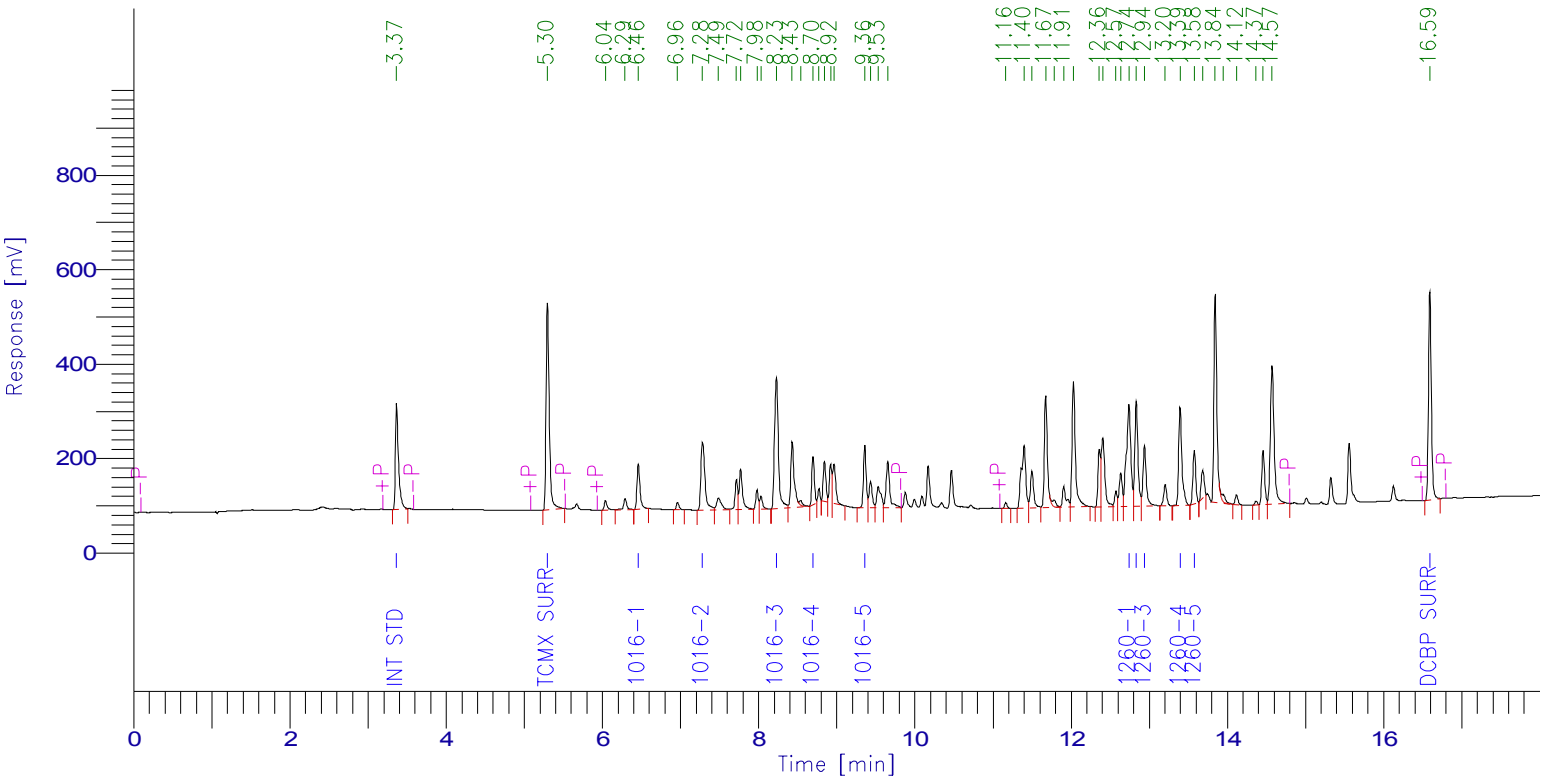

PCB Report

Time [min]	Component Name	Raw Amount	Area [µV·s]	Surrogate SM/WM	Surrogate QC / SL	Spike Rec Soils (%)	Spike Rec Water (%)
3.365	Int Std	100.0000	615112.91	250.0000	100.0000	40.0000	20.0000
5.297	TCMX SURR	127.0894	1216822.96	317.7235	127.0894	50.8358	25.4179
6.459	1016-1	1073.9204	255541.96	2684.8010	1073.9204	429.5682	214.7841
7.280	1016-2	1085.6610	536681.81	2714.1525	1085.6610	434.2644	217.1322
8.229	1016-3	1036.0968	984253.97	2590.2421	1036.0968	414.4387	207.2194
8.696	1016-4	1019.8756	234767.02	2549.6889	1019.8756	407.9502	203.9751
9.358	1016-5	1065.1651	336458.95	2662.9127	1065.1651	426.0660	213.0330
12.738	1260-1	1097.1846	843747.93	2742.9615	1097.1846	438.8738	219.4369
12.833	1260-2	1030.9427	619294.29	2577.3568	1030.9427	412.3771	206.1885
12.939	1260-3	1132.7265	375409.84	2831.8163	1132.7265	453.0906	226.5453
13.394	1260-4	1001.3178	613023.96	2503.2944	1001.3178	400.5271	200.2636
13.575	1260-5	981.7448	286490.86	2454.3619	981.7448	392.6979	196.3490
16.590	DCBP SURR	120.9677	1158531.61	302.4193	120.9677	48.3871	24.1935
		10872.6924	8076138.07				

Client Id: Initial Calibration

Software Version: 4.1<1L22>
Date: 11/27/2019 06:21 AM
Sample Name : mix 1000;54l
Data File : E:\TC2019\ECD6\11-NOV\N26A028.RAW Date: 11/26/2019 05:57 PM
Sequence File: E:\TC2019\ECD6\11-NOV\PCB_SEQ.SEQ Cycle: 761 Channel : A
Instrument : AUTO_ECD6 Rack/Vial: 0/17 Operator:
Sample Amount : 1.0000 Dilution Factor : 1.00

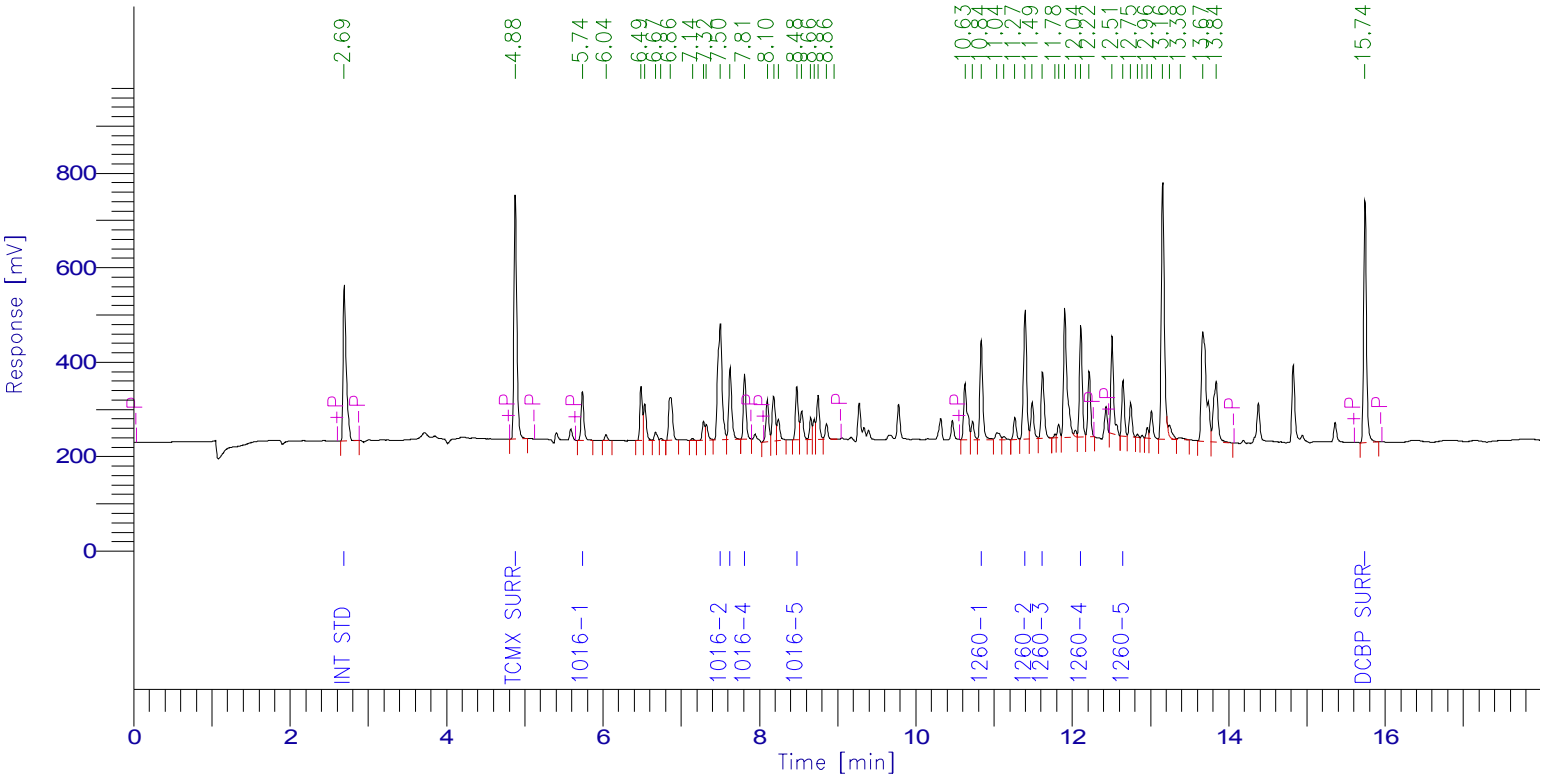

PCB Report

Time [min]	Component Name	Raw Amount	Area [µV·s]	Surrogate SM/WM	Surrogate QC / SL	Spike Rec Soils (%)	Spike Rec Water (%)
2.692	Int Std	100.0000	916135.28	250.0000	100.0000	40.0000	20.0000
4.877	TCMX SURR	108.6629	1323212.37	271.6573	108.6629	43.4652	21.7326
5.737	1016-1	926.6238	252752.09	2316.5594	926.6238	370.6495	185.3248
7.501	1016-2	889.6281	933985.89	2224.0702	889.6281	355.8512	177.9256
7.626	1016-3	890.1959	395451.29	2225.4898	890.1959	356.0784	178.0392
7.812	1016-4	903.8349	328954.14	2259.5873	903.8349	361.5340	180.7670
8.477	1016-5	904.8786	272326.51	2262.1965	904.8786	361.9514	180.9757
10.836	1260-1	865.3814	535752.37	2163.4534	865.3814	346.1525	173.0763
11.397	1260-2	908.0693	770409.78	2270.1733	908.0693	363.2277	181.6139
11.618	1260-3	879.7412	393769.65	2199.3530	879.7412	351.8965	175.9482
12.108	1260-4	847.3277	578981.57	2118.3192	847.3277	338.9311	169.4655
12.649	1260-5	875.9219	273532.33	2189.8049	875.9219	350.3688	175.1844
15.741	DCBP SURR	102.4178	1308696.06	256.0444	102.4178	40.9671	20.4836
		9202.6834	8283959.34				

Client Id: Initial Calibration

Software Version: 4.1<1L22>
Date: 11/27/2019 06:21 AM
Sample Name : mix 1000;54l
Data File : E:\TC2019\ECD6\11-NOV\N26B028.RAW Date: 11/26/2019 05:57 PM
Sequence File: E:\TC2019\ECD6\11-NOV\PCB_SEQ.SEQ Cycle: 761 Channel : B
Instrument : AUTO_ECD6 Rack/Vial: 0/17 Operator:
Sample Amount : 1.0000 Dilution Factor : 1.00

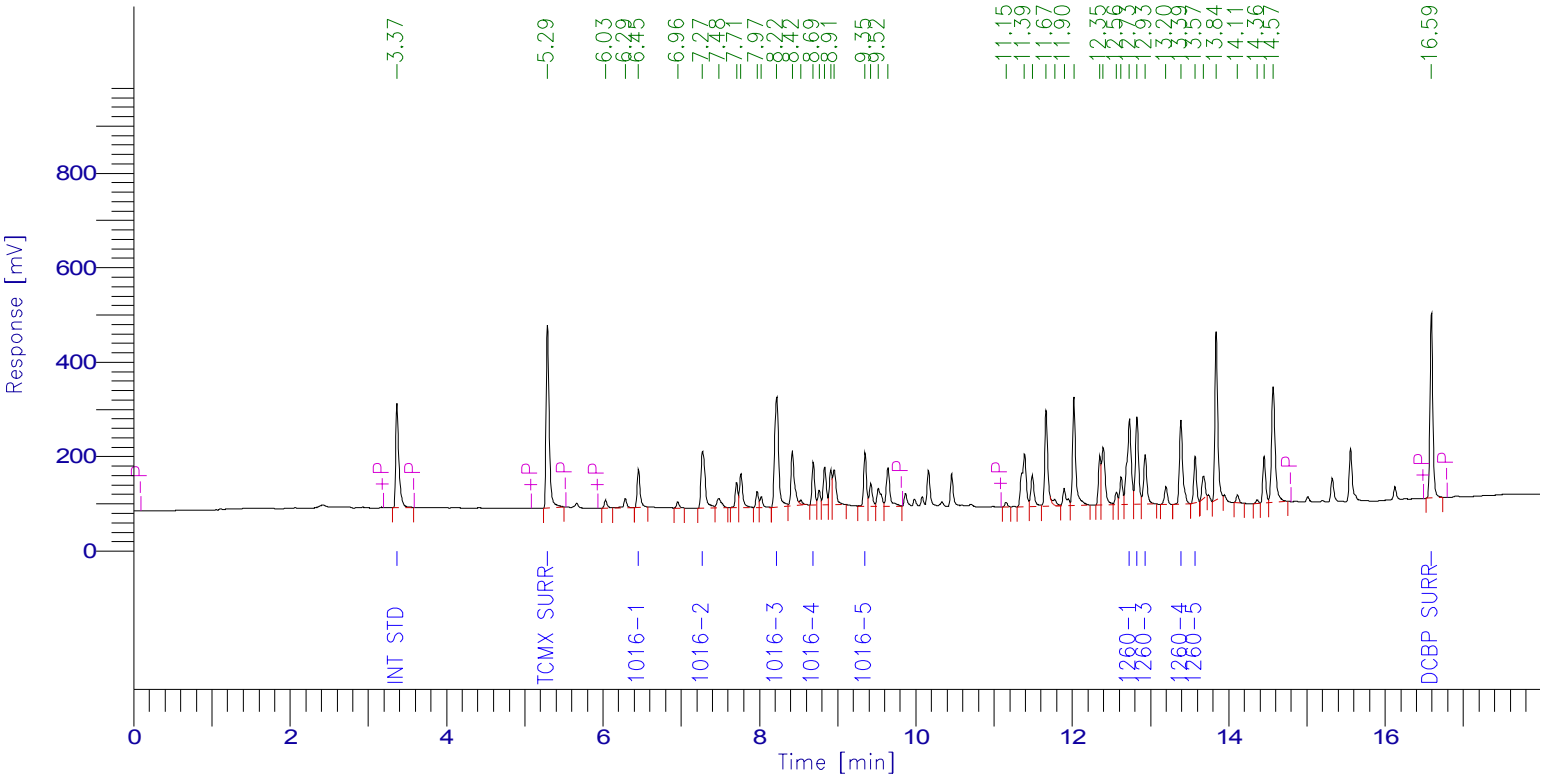

PCB Report

Time [min]	Component Name	Raw Amount	Area [µV·s]	Surrogate SM/WM	Surrogate QC / SL	Spike Rec Soils (%)	Spike Rec Water (%)
3.367	Int Std	100.0000	615364.07	250.0000	100.0000	40.0000	20.0000
5.291	TCMX SURR	110.1330	1054904.01	275.3325	110.1330	44.0532	22.0266
6.453	1016-1	893.4460	212684.45	2233.6151	893.4460	357.3784	178.6892
7.273	1016-2	910.9894	450519.13	2277.4734	910.9894	364.3957	182.1979
8.222	1016-3	868.3779	825263.98	2170.9448	868.3779	347.3512	173.6756
8.689	1016-4	927.0504	213486.56	2317.6261	927.0504	370.8202	185.4101
9.350	1016-5	890.5106	281404.81	2226.2764	890.5106	356.2042	178.1021
12.731	1260-1	898.9523	691587.21	2247.3808	898.9523	359.5809	179.7905
12.826	1260-2	864.4477	519491.61	2161.1192	864.4477	345.7791	172.8895
12.931	1260-3	920.1488	305081.52	2300.3719	920.1488	368.0595	184.0298
13.388	1260-4	848.1060	519437.08	2120.2650	848.1060	339.2424	169.6212
13.569	1260-5	828.7514	241943.38	2071.8785	828.7514	331.5006	165.7503
16.590	DCBP SURR	106.6541	1021863.94	266.6351	106.6541	42.6616	21.3308
		9167.5675	6953031.77				

Client Id: Initial Calibration

Software Version: 4.1<1L22>
Date: 11/27/2019 06:21 AM
Sample Name : mix 800;54m
Data File : E:\TC2019\ECD6\11-NOV\N26A029.RAW Date: 11/26/2019 06:20 PM
Sequence File: E:\TC2019\ECD6\11-NOV\PCB_SEQ.SEQ Cycle: 762 Channel : A
Instrument : AUTO_ECD6 Rack/Vial: 0/18 Operator:
Sample Amount : 1.0000 Dilution Factor : 1.00

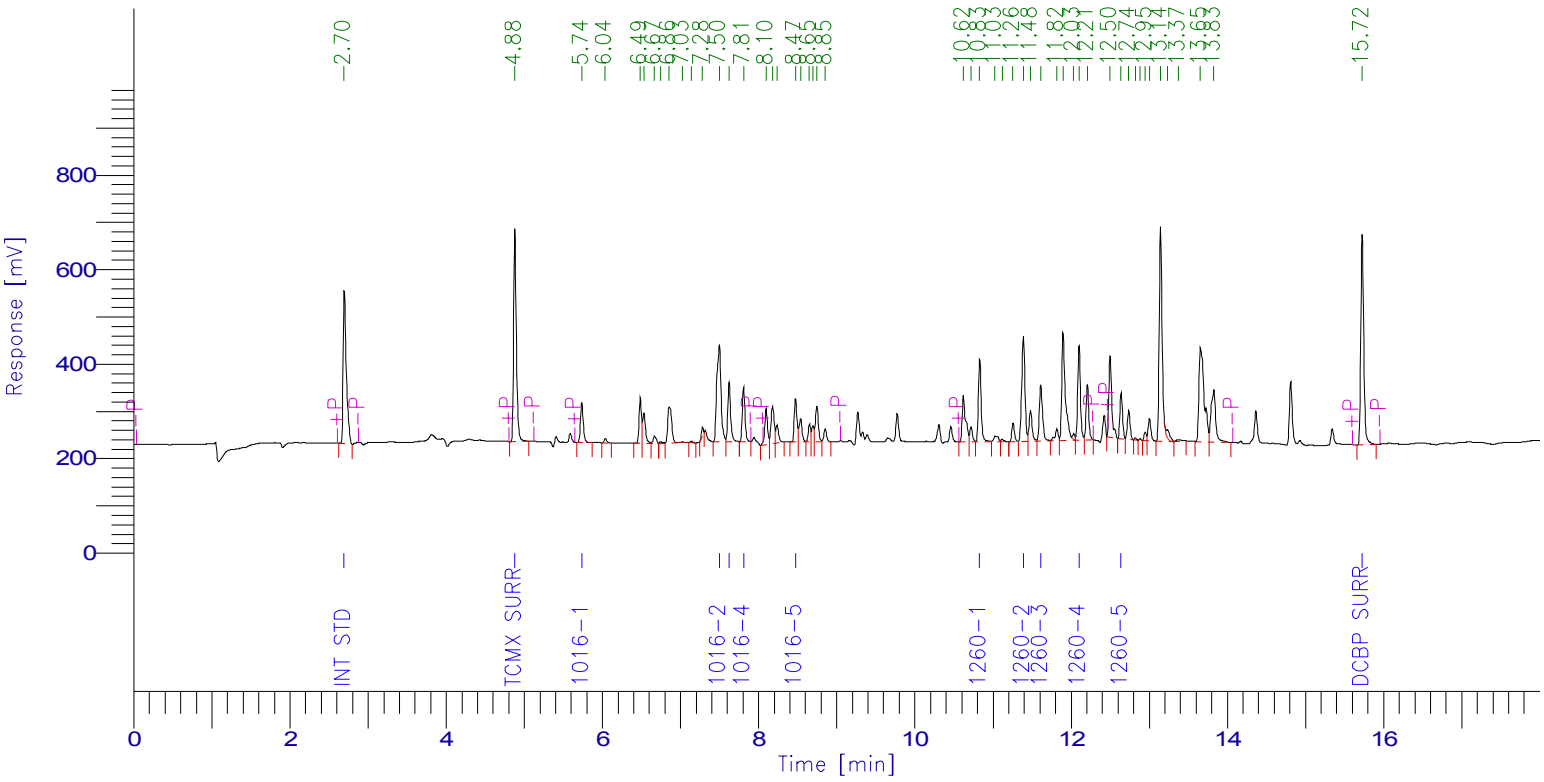

PCB Report

Time [min]	Component Name	Raw Amount	Area [µV·s]	Surrogate SM/WM	Surrogate QC / SL	Spike Rec Soils (%)	Spike Rec Water (%)
2.696	Int Std	100.0000	939176.98	250.0000	100.0000	40.0000	20.0000
4.879	TCMX SURR	90.3519	1127906.70	225.8797	90.3519	36.1407	18.0704
5.736	1016-1	741.5271	207351.03	1853.8178	741.5271	296.6108	148.3054
7.497	1016-2	707.6841	761656.45	1769.2104	707.6841	283.0737	141.5368
7.621	1016-3	713.0949	324745.05	1782.7371	713.0949	285.2379	142.6190
7.807	1016-4	721.9542	269366.59	1804.8856	721.9542	288.7817	144.3908
8.472	1016-5	723.5841	223242.29	1808.9603	723.5841	289.4336	144.7168
10.829	1260-1	704.6041	447187.39	1761.5102	704.6041	281.8416	140.9208
11.388	1260-2	729.1959	634212.56	1822.9898	729.1959	291.6784	145.8392
11.609	1260-3	717.4632	329211.32	1793.6579	717.4632	286.9853	143.4926
12.099	1260-4	701.8461	491635.31	1754.6152	701.8461	280.7384	140.3692
12.639	1260-5	714.5209	228742.07	1786.3023	714.5209	285.8084	142.9042
15.724	DCBP SURR	88.3060	1156755.49	220.7650	88.3060	35.3224	17.6612
		7454.1325	7141189.23				

Client Id: Initial Calibration

Software Version: 4.1<1L22>
Date: 11/27/2019 06:21 AM
Sample Name : mix 800;54m
Data File : E:\TC2019\ECD6\11-NOV\N26B029.RAW Date: 11/26/2019 06:20 PM
Sequence File: E:\TC2019\ECD6\11-NOV\PCB_SEQ.SEQ Cycle: 762 Channel : B
Instrument : AUTO_ECD6 Rack/Vial: 0/18 Operator:
Sample Amount : 1.0000 Dilution Factor : 1.00

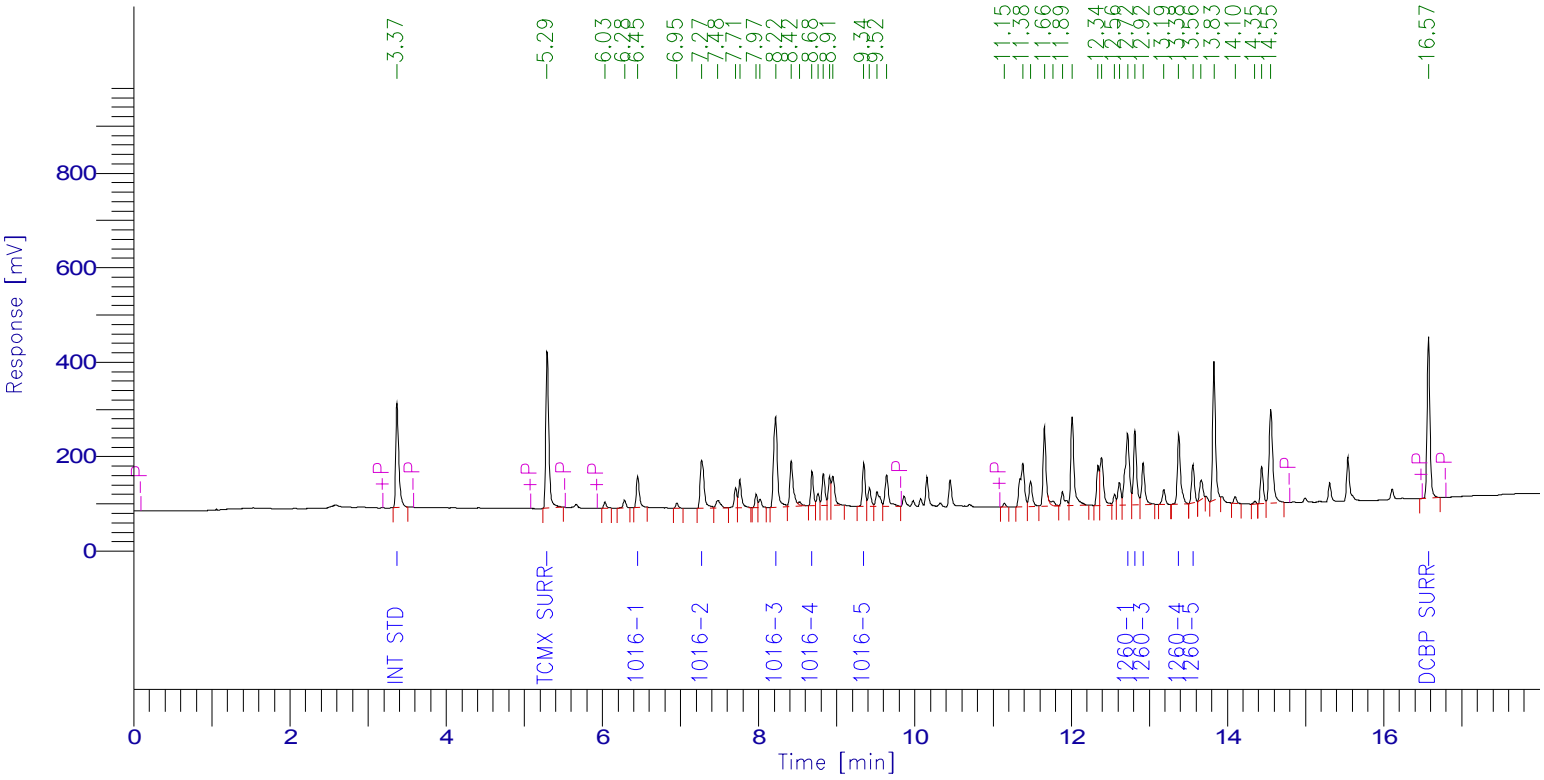

PCB Report

Time [min]	Component Name	Raw Amount	Area [µV·s]	Surrogate SM/WM	Surrogate QC / SL	Spike Rec Soils (%)	Spike Rec Water (%)
3.370	Int Std	100.0000	607189.93	250.0000	100.0000	40.0000	20.0000
5.293	TCMX SURR	94.0593	888974.97	235.1482	94.0593	37.6237	18.8119
6.451	1016-1	745.1220	175019.81	1862.8049	745.1220	298.0488	149.0244
7.270	1016-2	762.4462	372050.22	1906.1155	762.4462	304.9785	152.4892
8.217	1016-3	725.0004	679852.68	1812.5011	725.0004	290.0002	145.0001
8.684	1016-4	760.4752	172800.37	1901.1880	760.4752	304.1901	152.0950
9.344	1016-5	738.8490	230377.78	1847.1226	738.8490	295.5396	147.7698
12.722	1260-1	749.8434	569211.03	1874.6085	749.8434	299.9374	149.9687
12.816	1260-2	737.6936	437429.71	1844.2340	737.6936	295.0774	147.5387
12.921	1260-3	760.6308	248842.28	1901.5769	760.6308	304.2523	152.1262
13.377	1260-4	725.4026	438383.65	1813.5065	725.4026	290.1610	145.0805
13.558	1260-5	707.6844	203855.07	1769.2110	707.6844	283.0738	141.5369
16.572	DCBP SURR	95.7367	905079.49	239.3418	95.7367	38.2947	19.1473
		7702.9437	5929067.00				

Client Id: Initial Calibration

Software Version: 4.1<1L22>
Date: 11/27/2019 06:21 AM
Sample Name : mix 600;54n
Data File : E:\TC2019\ECD6\11-NOV\N26A030.RAW Date: 11/26/2019 06:43 PM
Sequence File: E:\TC2019\ECD6\11-NOV\PCB_SEQ.SEQ Cycle: 763 Channel : A
Instrument : AUTO_ECD6 Rack/Vial: 0/19 Operator:
Sample Amount : 1.0000 Dilution Factor : 1.00

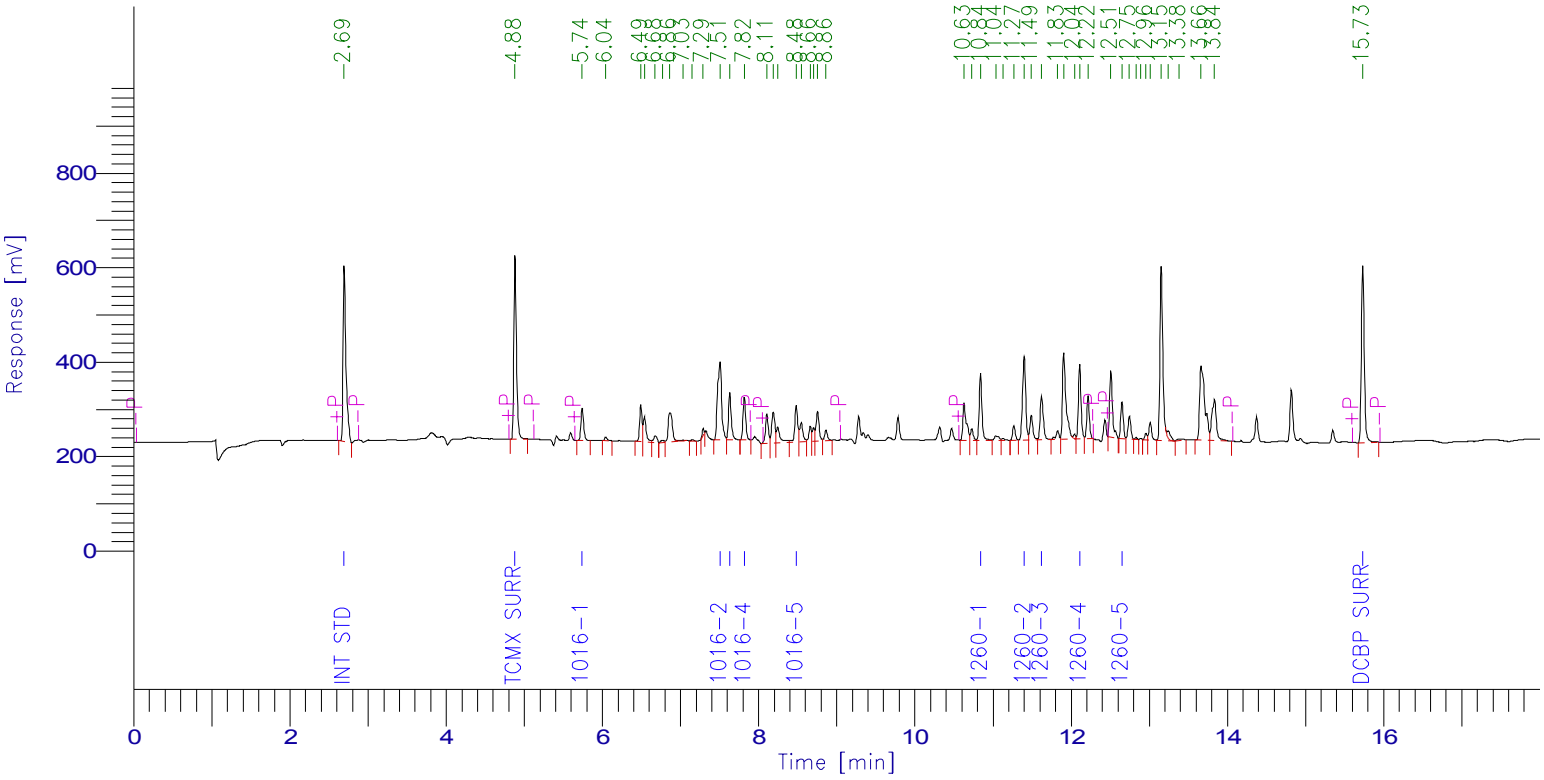

PCB Report

Time [min]	Component Name	Raw Amount	Area [µV·s]	Surrogate SM/WM	Surrogate QC / SL	Spike Rec Soils (%)	Spike Rec Water (%)
2.694	Int Std	100.0000	967646.37	250.0000	100.0000	40.0000	20.0000
4.882	TCMX SURR	73.0400	939433.01	182.5999	73.0400	29.2160	14.6080
5.742	1016-1	559.3240	161143.15	1398.3100	559.3240	223.7296	111.8648
7.506	1016-2	546.8214	606365.41	1367.0536	546.8214	218.7286	109.3643
7.630	1016-3	547.8031	257033.03	1369.5077	547.8031	219.1212	109.5606
7.816	1016-4	549.6251	211285.58	1374.0628	549.6251	219.8500	109.9250
8.481	1016-5	645.0602	205048.65	1612.6504	645.0602	258.0241	129.0120
10.839	1260-1	543.3536	355300.79	1358.3840	543.3536	217.3414	108.6707
11.398	1260-2	561.3192	503002.00	1403.2979	561.3192	224.5277	112.2638
11.619	1260-3	547.6014	258886.21	1369.0034	547.6014	219.0405	109.5203
12.108	1260-4	535.2886	386329.95	1338.2214	535.2886	214.1154	107.0577
12.649	1260-5	548.5760	180941.06	1371.4400	548.5760	219.4304	109.7152
15.731	DCBP SURR	71.9600	971207.49	179.9001	71.9600	28.7840	14.3920
		5829.7725	6003622.71				

Client Id: Initial Calibration

Software Version: 4.1<1L22>
Date: 11/27/2019 06:21 AM
Sample Name : mix 600;54n
Data File : E:\TC2019\ECD6\11-NOV\N26B030.RAW Date: 11/26/2019 06:43 PM
Sequence File: E:\TC2019\ECD6\11-NOV\PCB_SEQ.SEQ Cycle: 763 Channel : B
Instrument : AUTO_ECD6 Rack/Vial: 0/19 Operator:
Sample Amount : 1.0000 Dilution Factor : 1.00

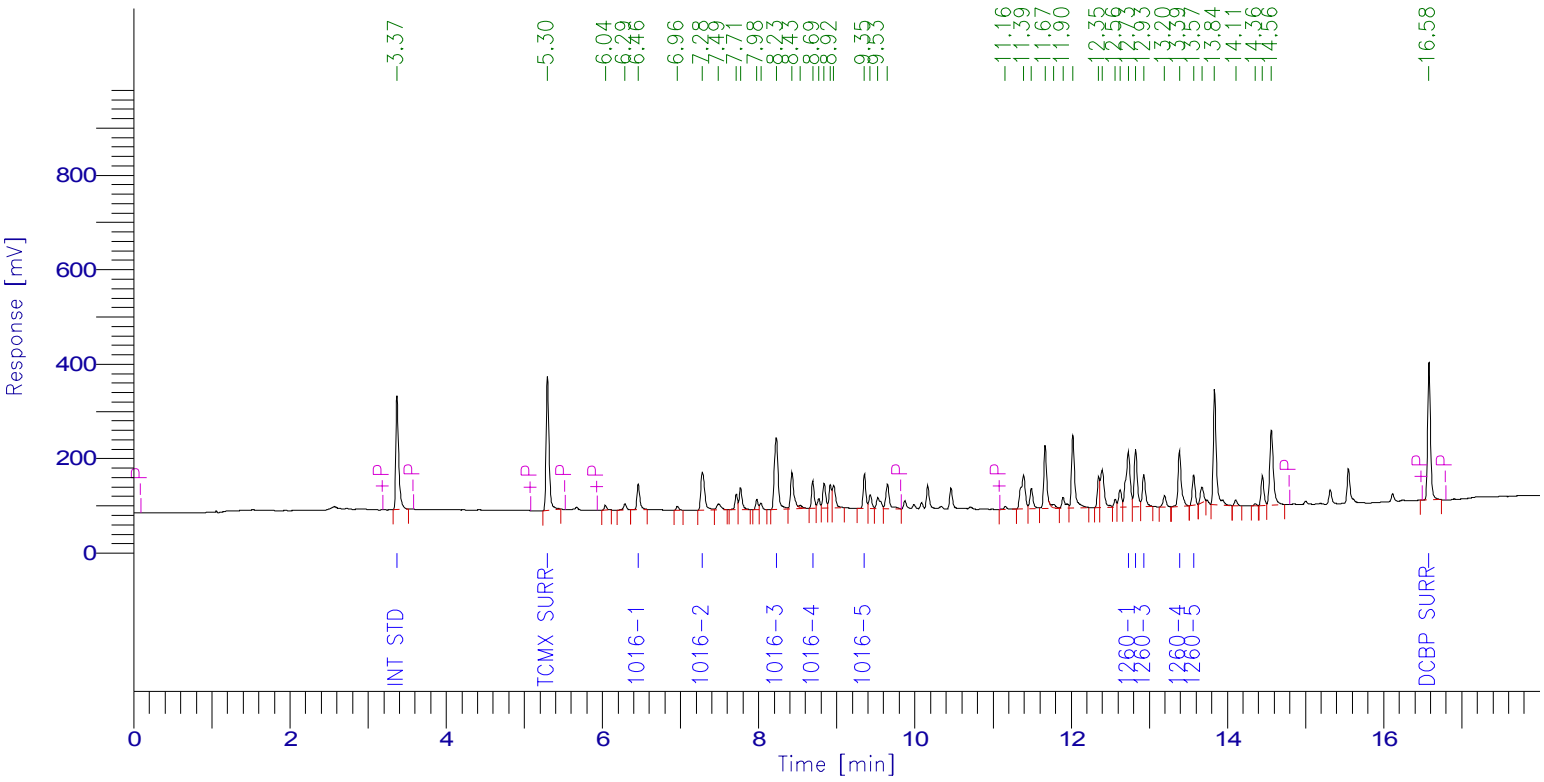

PCB Report

Time [min]	Component Name	Raw Amount	Area [µV·s]	Surrogate SM/WM	Surrogate QC / SL	Spike Rec Soils (%)	Spike Rec Water (%)
3.370	Int Std	100.0000	620498.76	250.0000	100.0000	40.0000	20.0000
5.297	TCMX SURR	75.1852	726166.65	187.9629	75.1852	30.0741	15.0370
6.458	1016-1	571.0114	137063.24	1427.5285	571.0114	228.4046	114.2023
7.279	1016-2	581.3643	289905.93	1453.4108	581.3643	232.5457	116.2729
8.227	1016-3	556.7860	533557.49	1391.9650	556.7860	222.7144	111.3572
8.694	1016-4	577.4643	134091.46	1443.6608	577.4643	230.9857	115.4929
9.354	1016-5	566.1374	180394.41	1415.3435	566.1374	226.4550	113.2275
12.731	1260-1	568.3989	440932.73	1420.9973	568.3989	227.3596	113.6798
12.825	1260-2	556.3770	337145.82	1390.9425	556.3770	222.5508	111.2754
12.930	1260-3	569.3699	190353.62	1423.4247	569.3699	227.7480	113.8740
13.387	1260-4	563.6605	348104.14	1409.1512	563.6605	225.4642	112.7321
13.567	1260-5	546.1932	160784.65	1365.4831	546.1932	218.4773	109.2386
16.579	DCBP SURR	79.9648	772543.89	199.9119	79.9648	31.9859	15.9930
		5911.9129	4871542.80				

Client Id: Initial Calibration

Software Version: 4.1<1L22>
Date: 11/27/2019 06:21 AM
Sample Name : mix 400;54o
Data File : E:\TC2019\ECD6\11-NOV\N26A031.RAW Date: 11/26/2019 07:06 PM
Sequence File: E:\TC2019\ECD6\11-NOV\PCB_SEQ.SEQ Cycle: 764 Channel : A
Instrument : AUTO_ECD6 Rack/Vial: 0/20 Operator:
Sample Amount : 1.0000 Dilution Factor : 1.00

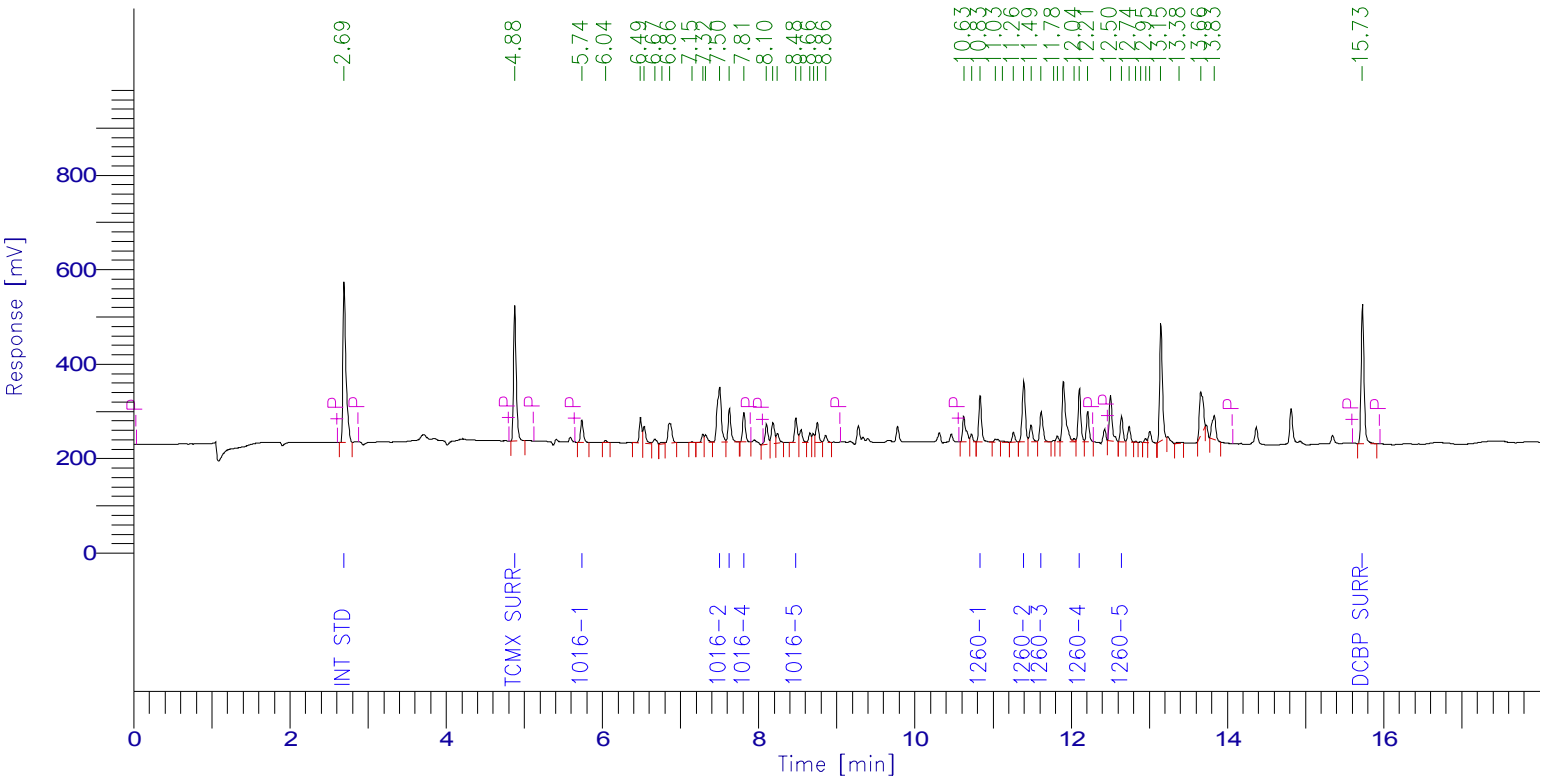

PCB Report

Time [min]	Component Name	Raw Amount	Area [µV·s]	Surrogate SM/WM	Surrogate QC / SL	Spike Rec Soils (%)	Spike Rec Water (%)
2.692	Int Std	100.0000	930139.36	250.0000	100.0000	40.0000	20.0000
4.878	TCMX SURR	57.9265	716166.58	144.8163	57.9265	23.1706	11.5853
5.738	1016-1	398.1923	110273.86	995.4807	398.1923	159.2769	79.6385
7.501	1016-2	407.3686	434217.96	1018.4215	407.3686	162.9474	81.4737
7.626	1016-3	404.0682	182242.84	1010.1705	404.0682	161.6273	80.8136
7.811	1016-4	397.0796	146727.73	992.6989	397.0796	158.8318	79.4159
8.477	1016-5	397.9597	121598.20	994.8993	397.9597	159.1839	79.5919
10.834	1260-1	388.0097	243886.36	970.0241	388.0097	155.2039	77.6019
11.393	1260-2	414.7253	357233.12	1036.8132	414.7253	165.8901	82.9451
11.616	1260-3	392.0927	178182.27	980.2318	392.0927	156.8371	78.4185
12.105	1260-4	393.9922	273331.34	984.9806	393.9922	157.5969	78.7984
12.644	1260-5	393.0297	124611.17	982.5741	393.0297	157.2119	78.6059
15.728	DCBP SURR	57.9429	751712.97	144.8572	57.9429	23.1772	11.5886
		4202.3873	4570323.75				

Client Id: Initial Calibration

Software Version: 4.1<1L22>
Date: 11/27/2019 06:21 AM
Sample Name : mix 400;54o
Data File : E:\TC2019\ECD6\11-NOV\N26B031.RAW Date: 11/26/2019 07:06 PM
Sequence File: E:\TC2019\ECD6\11-NOV\PCB_SEQ.SEQ Cycle: 764 Channel : B
Instrument : AUTO_ECD6 Rack/Vial: 0/20 Operator:
Sample Amount : 1.0000 Dilution Factor : 1.00

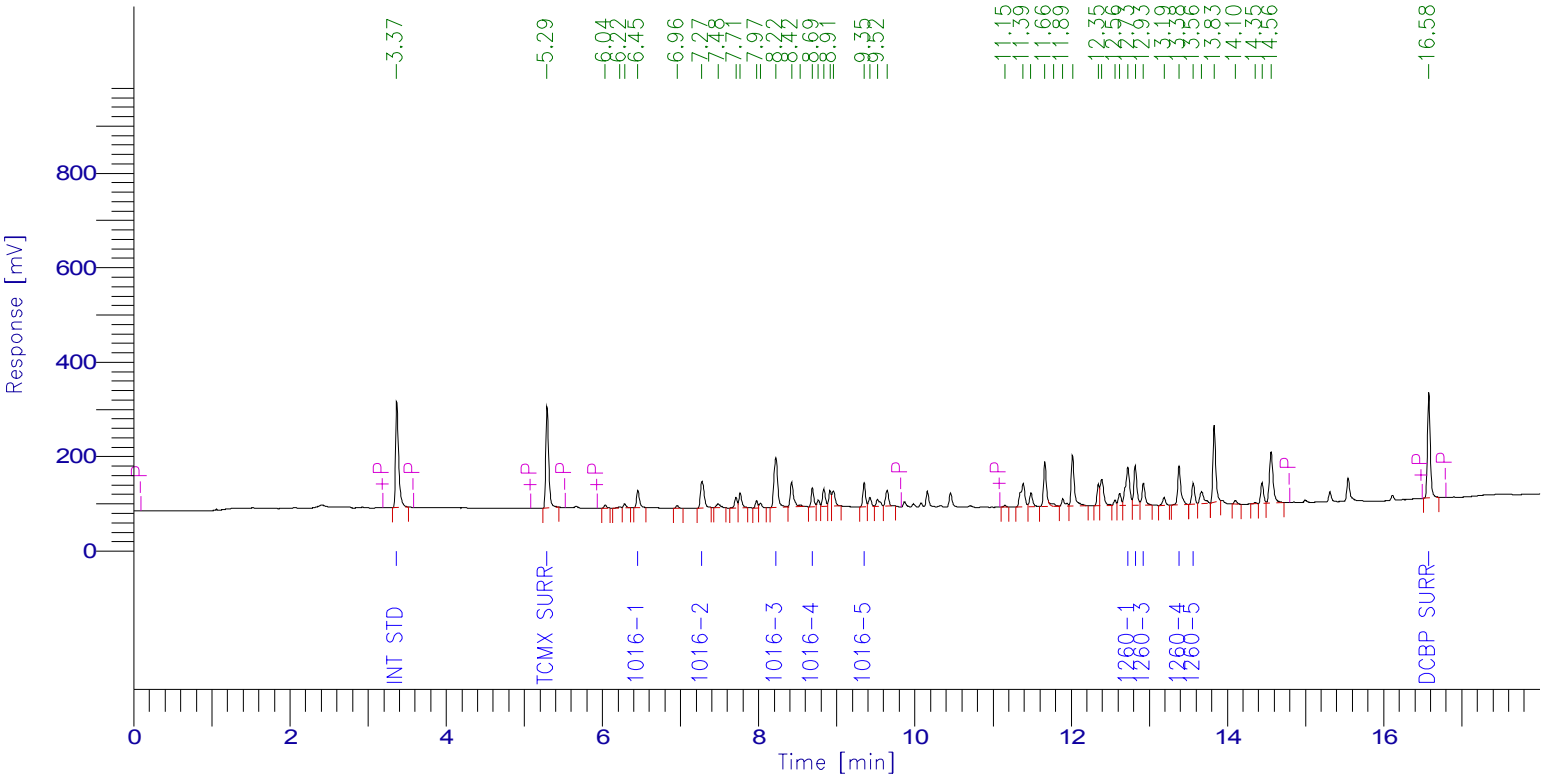

PCB Report

Time [min]	Component Name	Raw Amount	Area [µV·s]	Surrogate SM/WM	Surrogate QC / SL	Spike Rec Soils (%)	Spike Rec Water (%)
3.368	Int Std	100.0000	609839.44	250.0000	100.0000	40.0000	20.0000
5.292	TCMX SURR	58.1151	551655.37	145.2878	58.1151	23.2460	11.6230
6.454	1016-1	403.8133	95264.56	1009.5332	403.8133	161.5253	80.7627
7.274	1016-2	382.1510	187291.62	955.3776	382.1510	152.8604	76.4302
8.221	1016-3	395.3490	372347.20	988.3724	395.3490	158.1396	79.0698
8.689	1016-4	405.6337	92573.05	1014.0842	405.6337	162.2535	81.1267
9.350	1016-5	386.4729	121030.52	966.1823	386.4729	154.5892	77.2946
12.725	1260-1	390.4685	297700.58	976.1713	390.4685	156.1874	78.0937
12.820	1260-2	386.9948	230477.42	967.4871	386.9948	154.7979	77.3990
12.925	1260-3	391.4614	128626.42	978.6535	391.4614	156.5846	78.2923
13.381	1260-4	392.0254	237947.12	980.0636	392.0254	156.8102	78.4051
13.561	1260-5	395.3075	114368.88	988.2686	395.3075	158.1230	79.0615
16.577	DCBP SURR	60.9009	578259.85	152.2523	60.9009	24.3604	12.1802
		4148.6936	3617382.03				

Client Id: Initial Calibration

Software Version: 4.1<1L22>
Date: 11/27/2019 06:21 AM
Sample Name : mix 200;54p
Data File : E:\TC2019\ECD6\11-NOV\N26A032.RAW Date: 11/26/2019 07:29 PM
Sequence File: E:\TC2019\ECD6\11-NOV\PCB_SEQ.SEQ Cycle: 765 Channel : A
Instrument : AUTO_ECD6 Rack/Vial: 0/21 Operator:
Sample Amount : 1.0000 Dilution Factor : 1.00

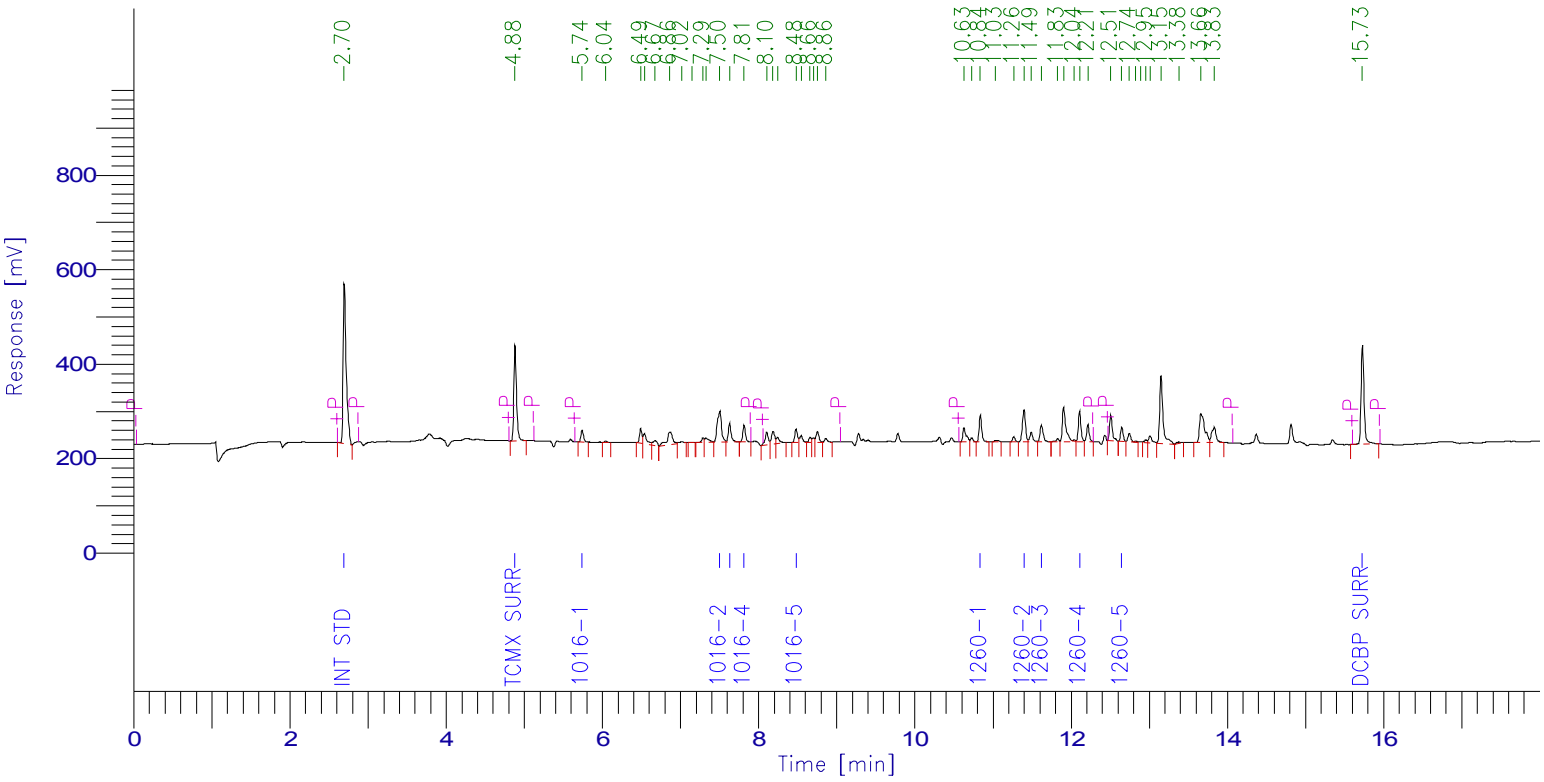

PCB Report

Time [min]	Component Name	Raw Amount	Area [µV·s]	Surrogate SM/WM	Surrogate QC / SL	Spike Rec Soils (%)	Spike Rec Water (%)
2.696	Int Std	100.0000	952733.83	250.0000	100.0000	40.0000	20.0000
4.882	TCMX SURR	39.1426	495689.26	97.8564	39.1426	15.6570	7.8285
5.741	1016-1	204.8323	58103.43	512.0808	204.8323	81.9329	40.9665
7.503	1016-2	224.6723	245297.63	561.6808	224.6723	89.8689	44.9345
7.628	1016-3	224.1499	103551.89	560.3749	224.1499	89.6600	44.8300
7.813	1016-4	207.6014	78575.72	519.0034	207.6014	83.0405	41.5203
8.479	1016-5	214.6973	67195.19	536.7432	214.6973	85.8789	42.9395
10.837	1260-1	209.5881	134938.29	523.9703	209.5881	83.8352	41.9176
11.396	1260-2	212.1970	187220.80	530.4926	212.1970	84.8788	42.4394
11.618	1260-3	210.4258	97948.62	526.0645	210.4258	84.1703	42.0852
12.107	1260-4	216.3821	153761.14	540.9552	216.3821	86.5528	43.2764
12.647	1260-5	215.6174	70022.74	539.0436	215.6174	86.2470	43.1235
15.727	DCBP SURR	41.4019	550168.78	103.5048	41.4019	16.5608	8.2804
		2320.7082	3195207.31				

Client Id: Initial Calibration

Software Version: 4.1<1L22>
Date: 11/27/2019 06:21 AM
Sample Name : mix 200;54p
Data File : E:\TC2019\ECD6\11-NOV\N26B032.RAW Date: 11/26/2019 07:29 PM
Sequence File: E:\TC2019\ECD6\11-NOV\PCB_SEQ.SEQ Cycle: 765 Channel : B
Instrument : AUTO_ECD6 Rack/Vial: 0/21 Operator:
Sample Amount : 1.0000 Dilution Factor : 1.00

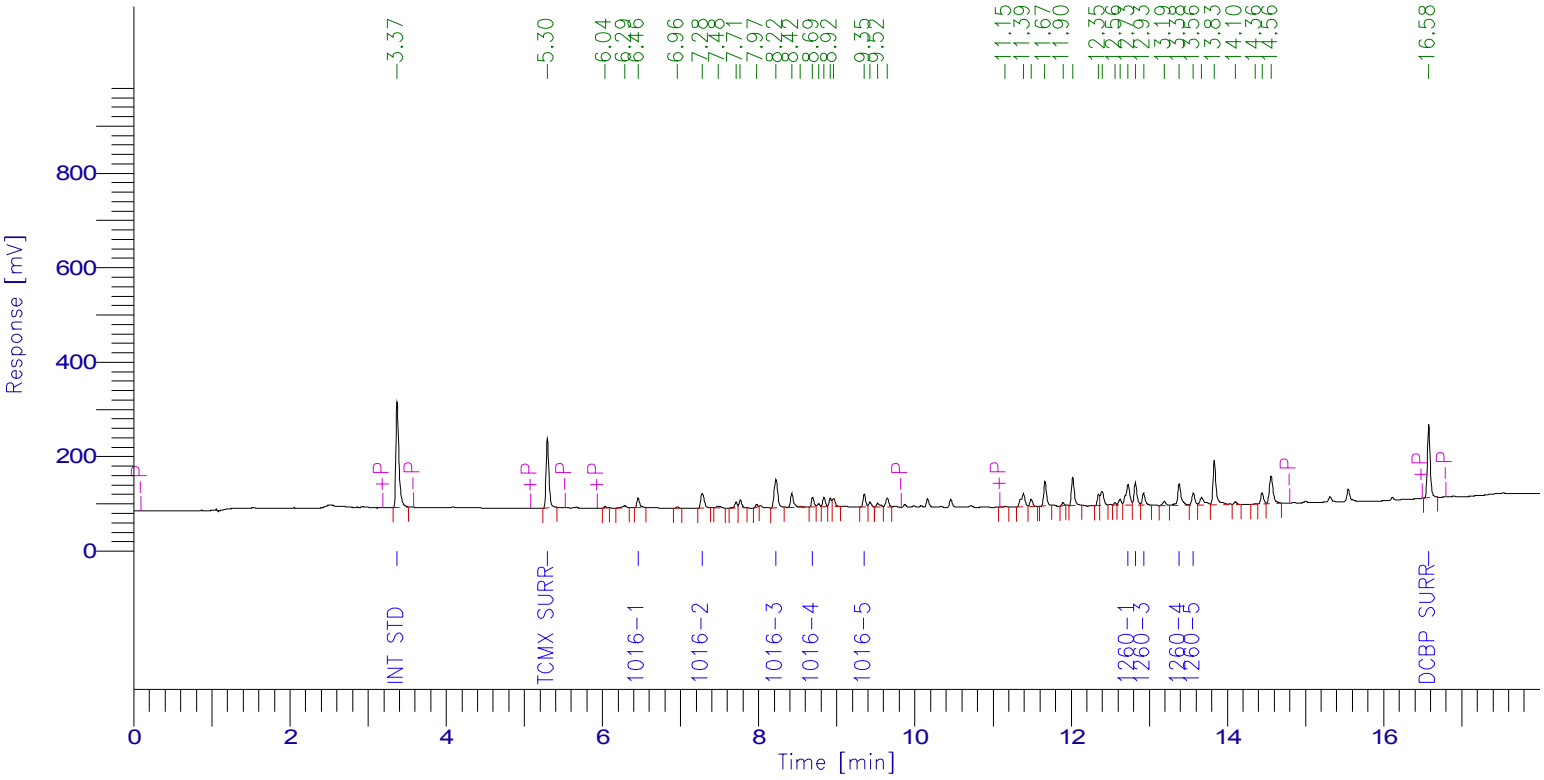

PCB Report

Time [min]	Component Name	Raw Amount	Area [µV·s]	Surrogate SM/WM	Surrogate QC / SL	Spike Rec Soils (%)	Spike Rec Water (%)
3.372	Int Std	100.0000	606707.83	250.0000	100.0000	40.0000	20.0000
5.296	TCMX SURR	38.8757	367130.56	97.1891	38.8757	15.5503	7.7751
6.457	1016-1	217.6100	51073.27	544.0250	217.6100	87.0440	43.5220
7.276	1016-2	206.3011	100588.63	515.7527	206.3011	82.5204	41.2602
8.223	1016-3	208.0686	194956.70	520.1715	208.0686	83.2274	41.6137
8.691	1016-4	217.3550	49349.67	543.3874	217.3550	86.9420	43.4710
9.351	1016-5	208.6946	65020.63	521.7366	208.6946	83.4779	41.7389
12.728	1260-1	205.9664	156226.27	514.9159	205.9664	82.3865	41.1933
12.822	1260-2	208.3629	123454.69	520.9071	208.3629	83.3451	41.6726
12.927	1260-3	201.5421	65882.65	503.8552	201.5421	80.6168	40.3084
13.383	1260-4	241.5728	145874.15	603.9320	241.5728	96.6291	48.3146
13.563	1260-5	243.3510	70043.85	608.3774	243.3510	97.3404	48.6702
16.576	DCBP SURR	42.6120	402527.38	106.5301	42.6120	17.0448	8.5224
		2340.3120	2398836.28				

Client Id: Initial Calibration

Software Version: 4.1<1L22>
Date: 11/27/2019 06:21 AM
Sample Name : mix 100;54q
Data File : E:\TC2019\ECD6\11-NOV\N26A033.RAW Date: 11/26/2019 07:52 PM
Sequence File: E:\TC2019\ECD6\11-NOV\PCB_SEQ.SEQ Cycle: 766 Channel : A
Instrument : AUTO_ECD6 Rack/Vial: 0/22 Operator:
Sample Amount : 1.0000 Dilution Factor : 1.00

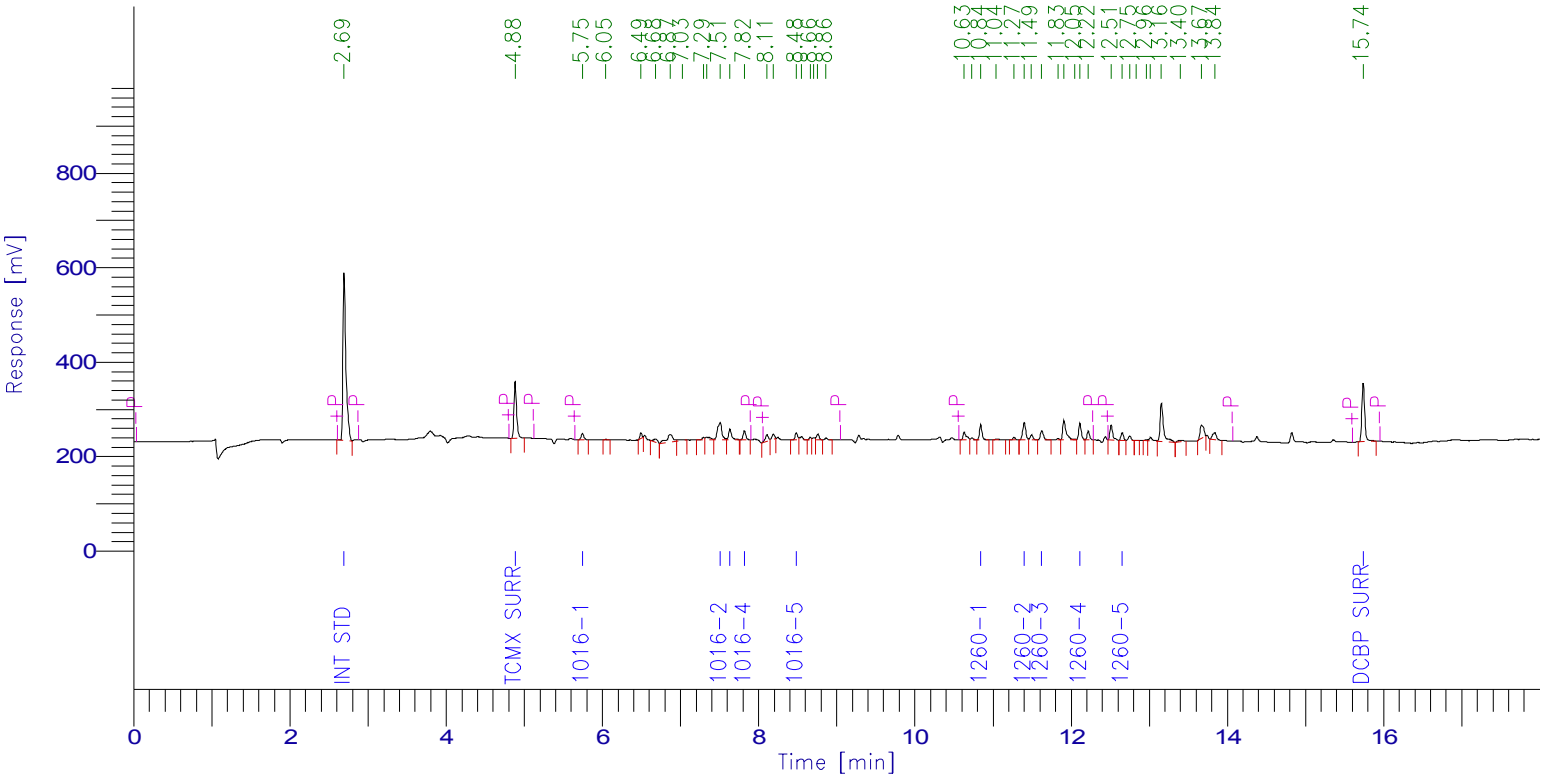

PCB Report

Time [min]	Component Name	Raw Amount	Area [µV·s]	Surrogate SM/WM	Surrogate QC / SL	Spike Rec Soils (%)	Spike Rec Water (%)
2.693	Int Std	100.0000	951547.22	250.0000	100.0000	40.0000	20.0000
4.883	TCMX SURR	23.0495	291527.73	57.6237	23.0495	9.2198	4.6099
5.745	1016-1	110.7768	31384.18	276.9419	110.7768	44.3107	22.1554
7.507	1016-2	131.6581	143565.50	329.1452	131.6581	52.6632	26.3316
7.632	1016-3	131.4089	60632.13	328.5222	131.4089	52.5635	26.2818
7.818	1016-4	112.2998	42451.78	280.7495	112.2998	44.9199	22.4600
8.482	1016-5	113.6887	35537.57	284.2218	113.6887	45.4755	22.7377
10.841	1260-1	118.4803	76185.68	296.2007	118.4803	47.3921	23.6961
11.399	1260-2	115.0313	101365.36	287.5783	115.0313	46.0125	23.0063
11.622	1260-3	118.0902	54899.97	295.2256	118.0902	47.2361	23.6180
12.112	1260-4	120.7723	85713.94	301.9308	120.7723	48.3089	24.1545
12.651	1260-5	114.6299	37180.21	286.5747	114.6299	45.8520	22.9260
15.736	DCBP SURR	24.1062	319935.73	60.2655	24.1062	9.6425	4.8212
		1333.9919	2231927.00				

Client Id: Initial Calibration

Software Version: 4.1<1L22>
Date: 11/27/2019 06:22 AM
Sample Name : mix 100;54q
Data File : E:\TC2019\ECD6\11-NOV\N26B033.RAW Date: 11/26/2019 07:52 PM
Sequence File: E:\TC2019\ECD6\11-NOV\PCB_SEQ.SEQ Cycle: 766 Channel : B
Instrument : AUTO_ECD6 Rack/Vial: 0/22 Operator:
Sample Amount : 1.0000 Dilution Factor : 1.00

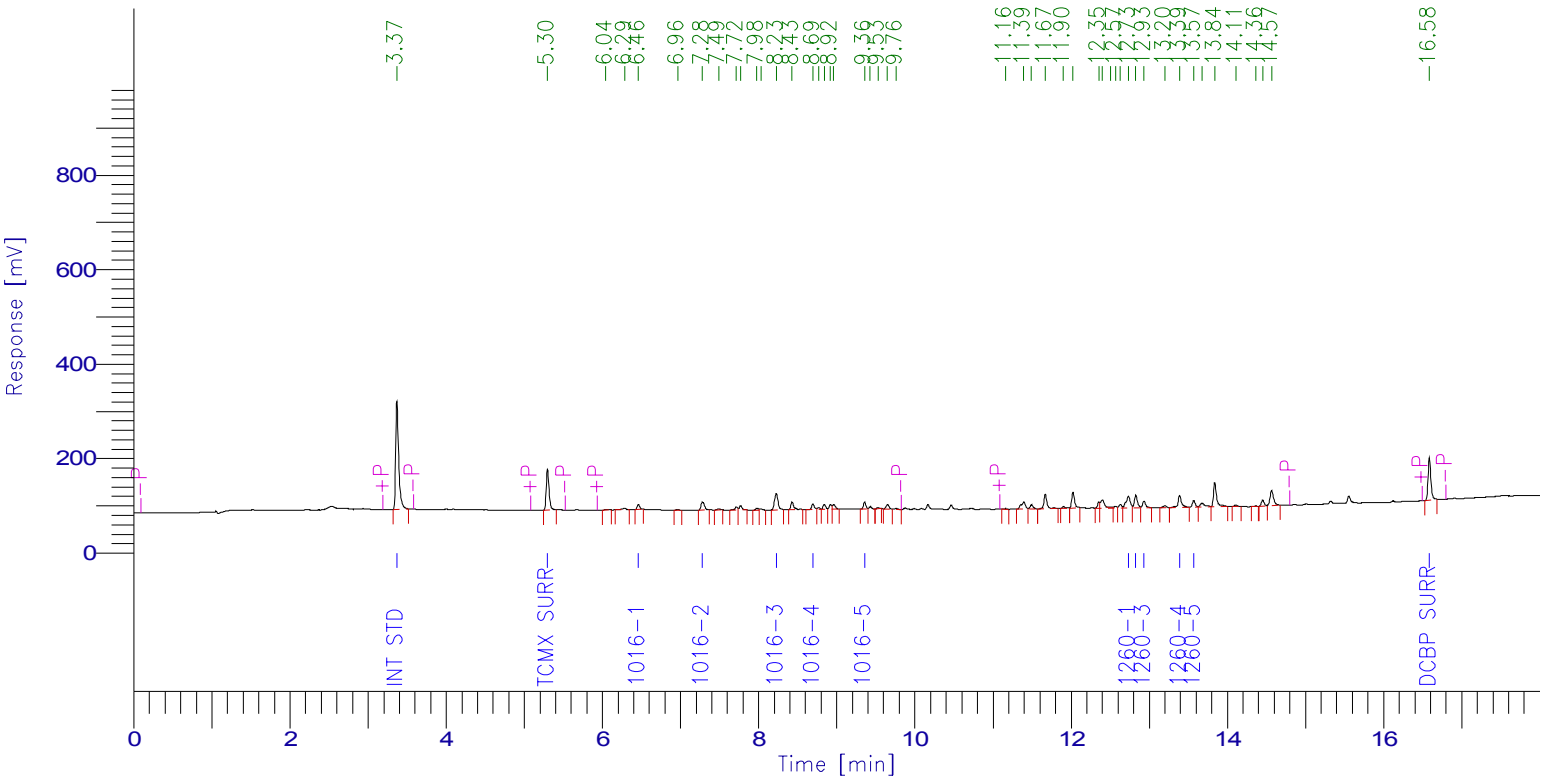

PCB Report

Time [min]	Component Name	Raw Amount	Area [µV·s]	Surrogate SM/WM	Surrogate QC / SL	Spike Rec Soils (%)	Spike Rec Water (%)
3.369	Int Std	100.0000	613008.08	250.0000	100.0000	40.0000	20.0000
5.297	TCMX SURR	22.2858	212645.87	55.7144	22.2858	8.9143	4.4572
6.460	1016-1	103.2911	24494.26	258.2278	103.2911	41.3164	20.6582
7.280	1016-2	110.5890	54481.09	276.4724	110.5890	44.2356	22.1178
8.227	1016-3	115.1631	109026.38	287.9078	115.1631	46.0652	23.0326
8.694	1016-4	121.7381	27927.22	304.3452	121.7381	48.6952	24.3476
9.355	1016-5	111.8909	35222.58	279.7272	111.8909	44.7564	22.3782
12.732	1260-1	114.9888	88125.16	287.4720	114.9888	45.9955	22.9978
12.827	1260-2	118.3388	70843.67	295.8470	118.3388	47.3355	23.6678
12.933	1260-3	111.1308	36705.10	277.8270	111.1308	44.4523	22.2262
13.388	1260-4	128.3347	78299.89	320.8369	128.3347	51.3339	25.6669
13.568	1260-5	120.6291	35081.30	301.5728	120.6291	48.2516	24.1258
16.584	DCBP SURR	24.1984	230959.35	60.4959	24.1984	9.6793	4.8397
		1302.5785	1616819.97				

Client Id: Initial Calibration

Software Version: 4.1<1L22>
Date: 11/27/2019 06:22 AM
Sample Name : mix 50;54r
Data File : E:\TC2019\ECD6\11-NOV\N26A034.RAW Date: 11/26/2019 08:15 PM
Sequence File: E:\TC2019\ECD6\11-NOV\PCB_SEQ.SEQ Cycle: 767 Channel : A
Instrument : AUTO_ECD6 Rack/Vial: 0/23 Operator:
Sample Amount : 1.0000 Dilution Factor : 1.00

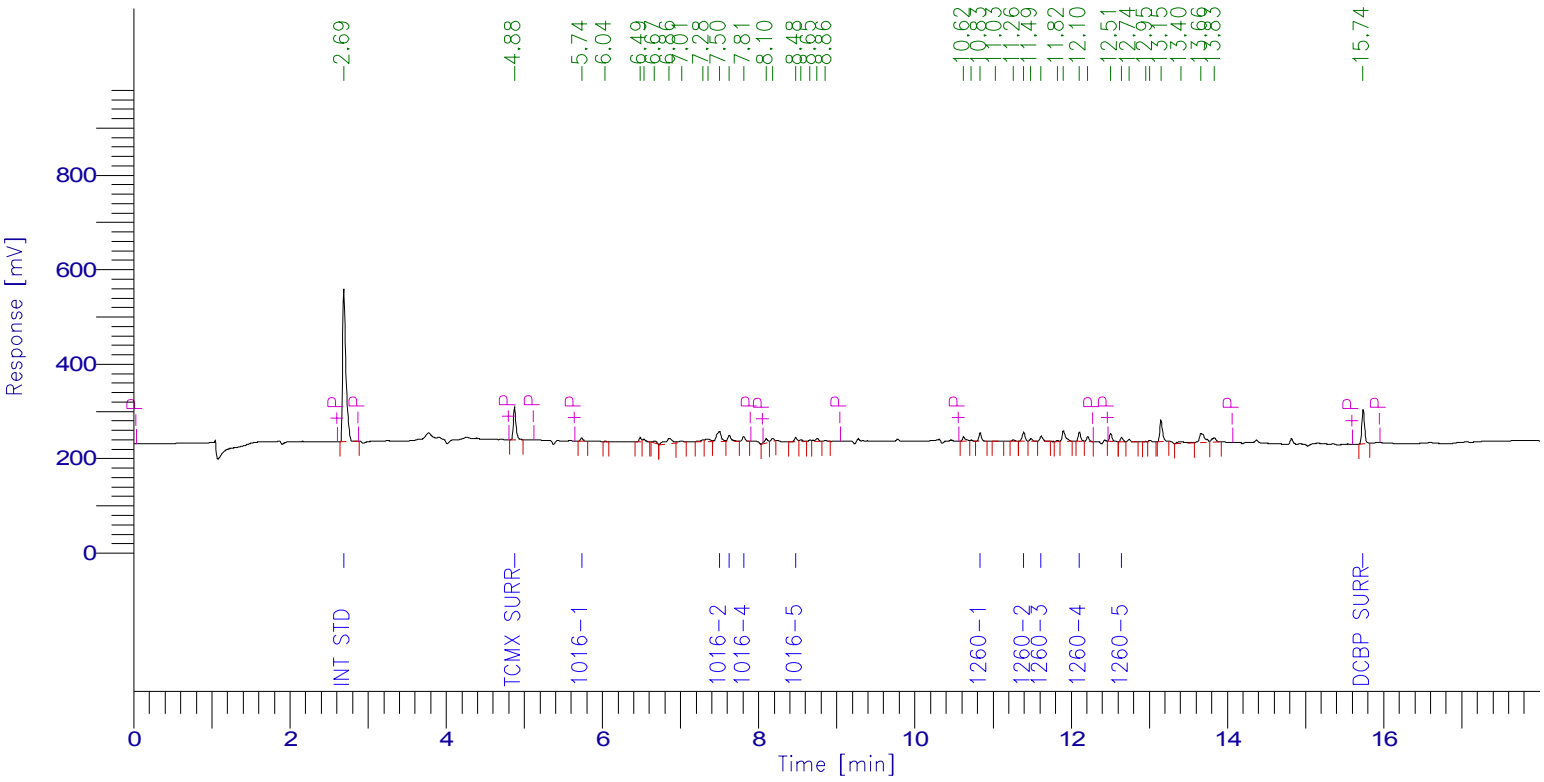

PCB Report

Time [min]	Component Name	Raw Amount	Area [µV·s]	Surrogate SM/WM	Surrogate QC / SL	Spike Rec Soils (%)	Spike Rec Water (%)
2.689	Int Std	100.0000	952523.25	250.0000	100.0000	40.0000	20.0000
4.875	TCMX SURR	13.0075	164686.12	32.5187	13.0075	5.2030	2.6015
5.735	1016-1	59.1952	16787.81	147.9880	59.1952	23.6781	11.8390
7.498	1016-2	79.7111	87009.48	199.2777	79.7111	31.8844	15.9422
7.624	1016-3	86.1262	39779.43	215.3155	86.1262	34.4505	17.2252
7.808	1016-4	62.2589	23559.37	155.6472	62.2589	24.9036	12.4518
8.475	1016-5	64.8727	20299.15	162.1819	64.8727	25.9491	12.9745
10.834	1260-1	65.3663	42075.22	163.4157	65.3663	26.1465	13.0733
11.391	1260-2	56.3484	49705.01	140.8709	56.3484	22.5393	11.2697
11.615	1260-3	61.7684	28745.49	154.4210	61.7684	24.7074	12.3537
12.104	1260-4	64.8710	46087.14	162.1774	64.8710	25.9484	12.9742
12.645	1260-5	62.9607	20442.26	157.4018	62.9607	25.1843	12.5921
15.736	DCBP SURR	13.0334	173156.20	32.5836	13.0334	5.2134	2.6067
		789.5198	1664855.91				

Client Id: Initial Calibration

Software Version: 4.1<1L22>
Date: 11/27/2019 06:22 AM
Sample Name : mix 50;54r
Data File : E:\TC2019\ECD6\11-NOV\N26B034.RAW Date: 11/26/2019 08:15 PM
Sequence File: E:\TC2019\ECD6\11-NOV\PCB_SEQ.SEQ Cycle: 767 Channel : B
Instrument : AUTO_ECD6 Rack/Vial: 0/23 Operator:
Sample Amount : 1.0000 Dilution Factor : 1.00

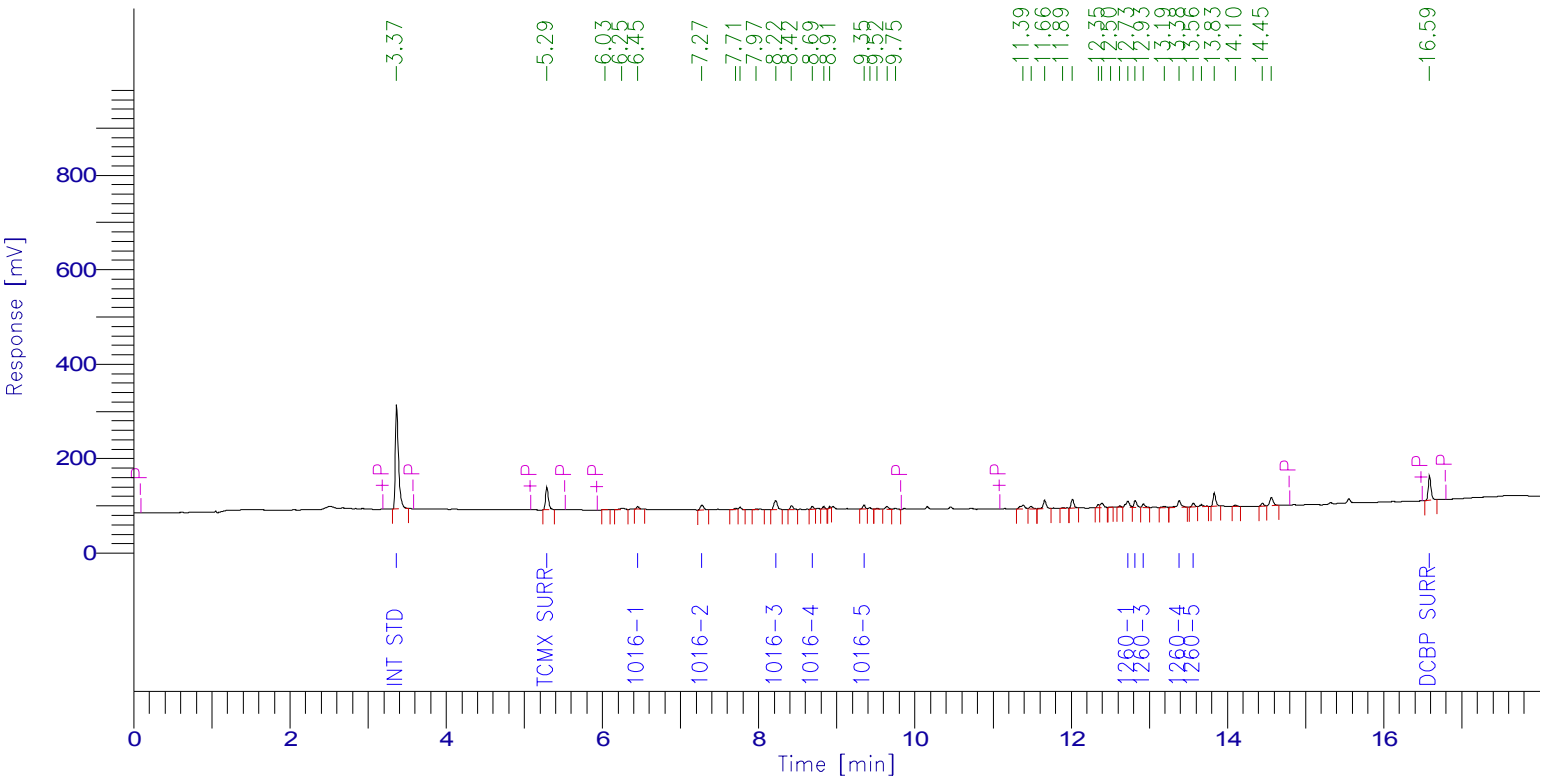

PCB Report

Time [min]	Component Name	Raw Amount	Area [µV·s]	Surrogate SM/WM	Surrogate QC / SL	Spike Rec Soils (%)	Spike Rec Water (%)
3.365	Int Std	100.0000	619428.94	250.0000	100.0000	40.0000	20.0000
5.289	TCMX SURR	12.3927	119487.16	30.9818	12.3927	4.9571	2.4785
6.451	1016-1	59.9019	14353.82	149.7547	59.9019	23.9608	11.9804
7.271	1016-2	58.4761	29109.70	146.1903	58.4761	23.3904	11.6952
8.219	1016-3	62.6817	59963.13	156.7043	62.6817	25.0727	12.5363
8.686	1016-4	49.5889	11495.06	123.9724	49.5889	19.8356	9.9178
9.348	1016-5	61.3082	19501.61	153.2705	61.3082	24.5233	12.2616
12.725	1260-1	57.3100	44381.32	143.2750	57.3100	22.9240	11.4620
12.820	1260-2	61.7166	37333.72	154.2915	61.7166	24.6866	12.3433
12.925	1260-3	56.9251	18998.58	142.3128	56.9251	22.7700	11.3850
13.383	1260-4	73.3119	45197.72	183.2797	73.3119	29.3248	14.6624
13.563	1260-5	57.3443	16851.52	143.3607	57.3443	22.9377	11.4689
16.586	DCBP SURR	13.5457	130640.31	33.8643	13.5457	5.4183	2.7091
		724.5032	1166742.58				

Software Version: 4.1<1L22>
Date: 3/19/2018 08:27 AM
Sample Name : 1254 1221;24d
Data File : E:\TC2018\ECD6\03-MAR\319A004.RAW Date: 3/19/2018 07:27 AM
Sequence File: E:\TC2018\ECD6\03-MAR\PCB_SEQ.SEQ Cycle: 496 Channel : A
Sample Amount : 1.0000 Dilution Factor : 1.00

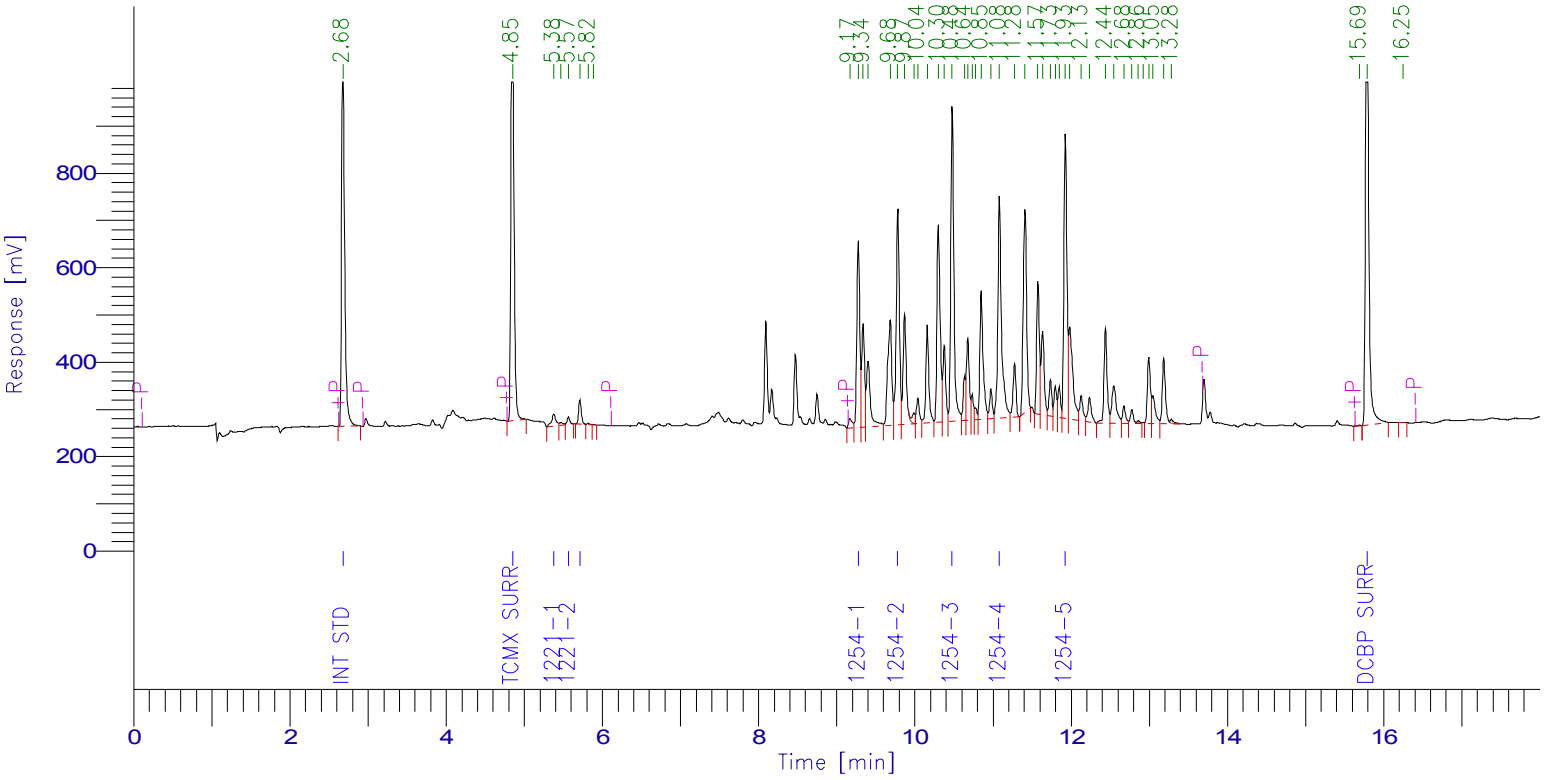

PCB Report

Time [min]	Component Name	Raw Amount	Area [µV·s]	Surrogate SM/WM	Surrogate QC / SL	Spike Rec Soils (%)	Spike Rec Water (%)
2.680	Int Std	100.0000	2115821.61	250.0000	100.0000	40.0000	20.0000
4.851	TCMX SURR	84.3917	2271612.54	210.9793	84.3917	33.7567	16.8783
5.379	1221-1	100.0000	98589.66	250.0000	100.0000	40.0000	20.0000
5.565	1221-2	100.0000	40109.43	250.0000	100.0000	40.0000	20.0000
5.713	1221-3	100.0000	125429.25	250.0000	100.0000	40.0000	20.0000
9.276	1254-1	1000.0000	1049695.54	2500.0000	1000.0000	400.0000	200.0000
9.780	1254-2	1000.0000	1270783.49	2500.0000	1000.0000	400.0000	200.0000
10.476	1254-3	1000.0000	1839073.12	2500.0000	1000.0000	400.0000	200.0000
11.081	1254-4	1000.0000	1565611.53	2500.0000	1000.0000	400.0000	200.0000
11.925	1254-5	1000.0000	1593950.73	2500.0000	1000.0000	400.0000	200.0000
15.786	DCBP SURR	84.6794	2648976.20	211.6985	84.6794	33.8718	16.9359
		5569.0711	14619653.11				

Sample: 1254 1221;24d File: 319B004

Software Version: 4.1<1L22>
Date: 3/19/2018 08:28 AM
Sample Name : 1254 1221;24d
Data File : E:\TC2018\ECD6\03-MAR\319B004.RAW Date: 3/19/2018 07:27 AM
Sequence File: E:\TC2018\ECD6\03-MAR\PCB_SEQ.SEQ Cycle: 496 Channel : B
Sample Amount : 1.0000 Dilution Factor : 1.00

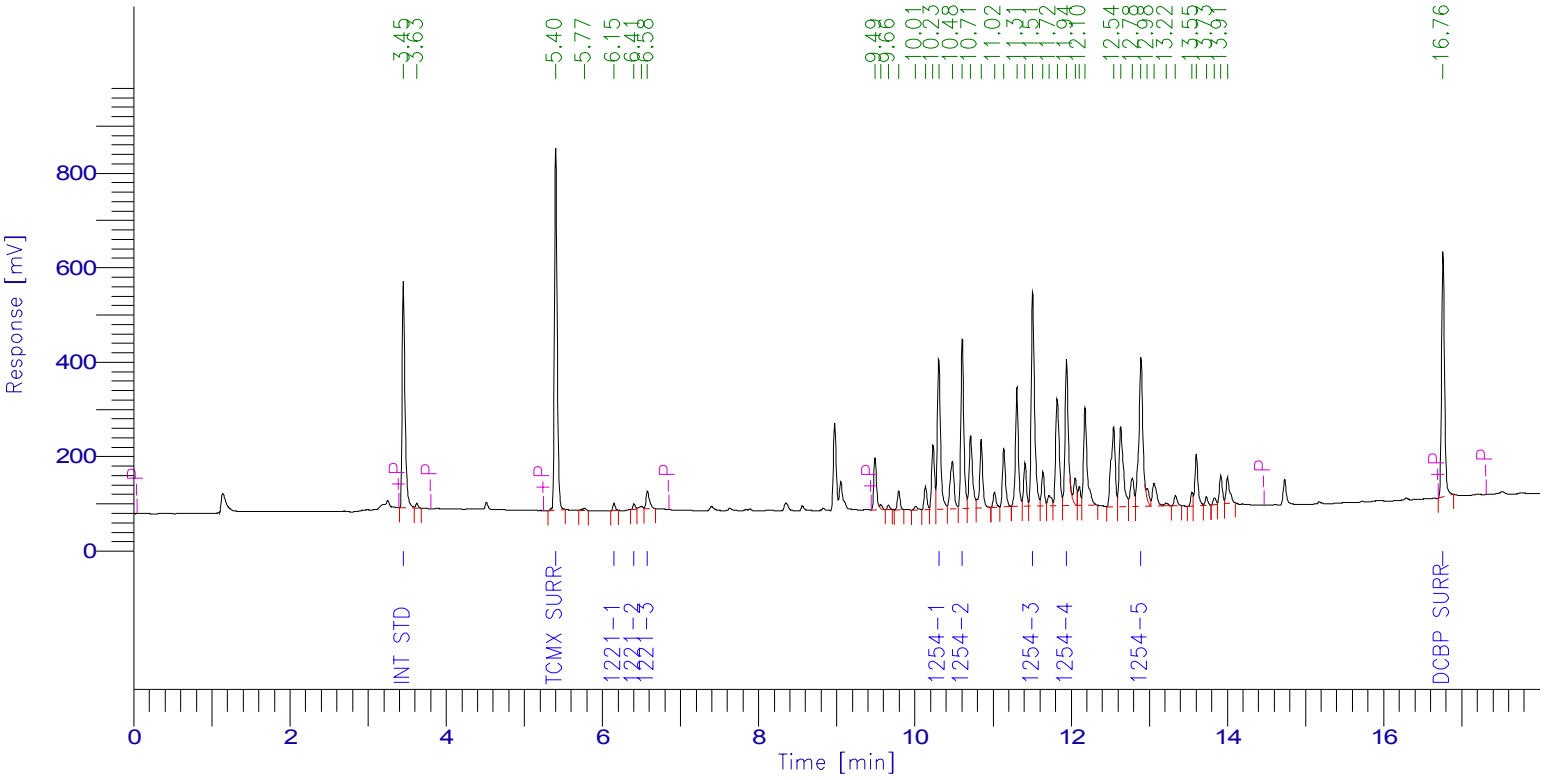

PCB Report

Time [min]	Component Name	Raw Amount	Area [µV·s]	Surrogate SM/WM	Surrogate QC / SL	Spike Rec Soils (%)	Spike Rec Water (%)
3.452	Int Std	100.0000	1206028.80	250.0000	100.0000	40.0000	20.0000
5.403	TCMX SURR	92.8077	1830259.17	232.0193	92.8077	37.1231	18.5615
6.149	1221-1	100.0000	33773.44	250.0000	100.0000	40.0000	20.0000
6.405	1221-2	100.0000	26616.94	250.0000	100.0000	40.0000	20.0000
6.576	1221-3	100.0000	114789.83	250.0000	100.0000	40.0000	20.0000
10.306	1254-1	1000.0000	909193.14	2500.0000	1000.0000	400.0000	200.0000
10.605	1254-2	1000.0000	974743.42	2500.0000	1000.0000	400.0000	200.0000
11.506	1254-3	1000.0000	1343484.92	2500.0000	1000.0000	400.0000	200.0000
11.940	1254-4	1000.0000	932609.45	2500.0000	1000.0000	400.0000	200.0000
12.892	1254-5	1000.0000	1173870.38	2500.0000	1000.0000	400.0000	200.0000
16.758	DCBP SURR	103.2870	1347441.72	258.2174	103.2870	41.3148	20.6574
		5596.0947	9892811.21				

Software Version: 4.1<1L22>
Date: 3/20/2018 09:40 AM
Sample Name : 1221 1000;22v
Data File : E:\TC2018\ECD6\03-MAR\319A009.RAW Date: 3/19/2018 03:35 PM
Sequence File: E:\TC2018\ECD6\03-MAR\PCB_SEQ.SEQ Cycle: 501 Channel : A
Sample Amount : 1.0000 Dilution Factor : 1.00

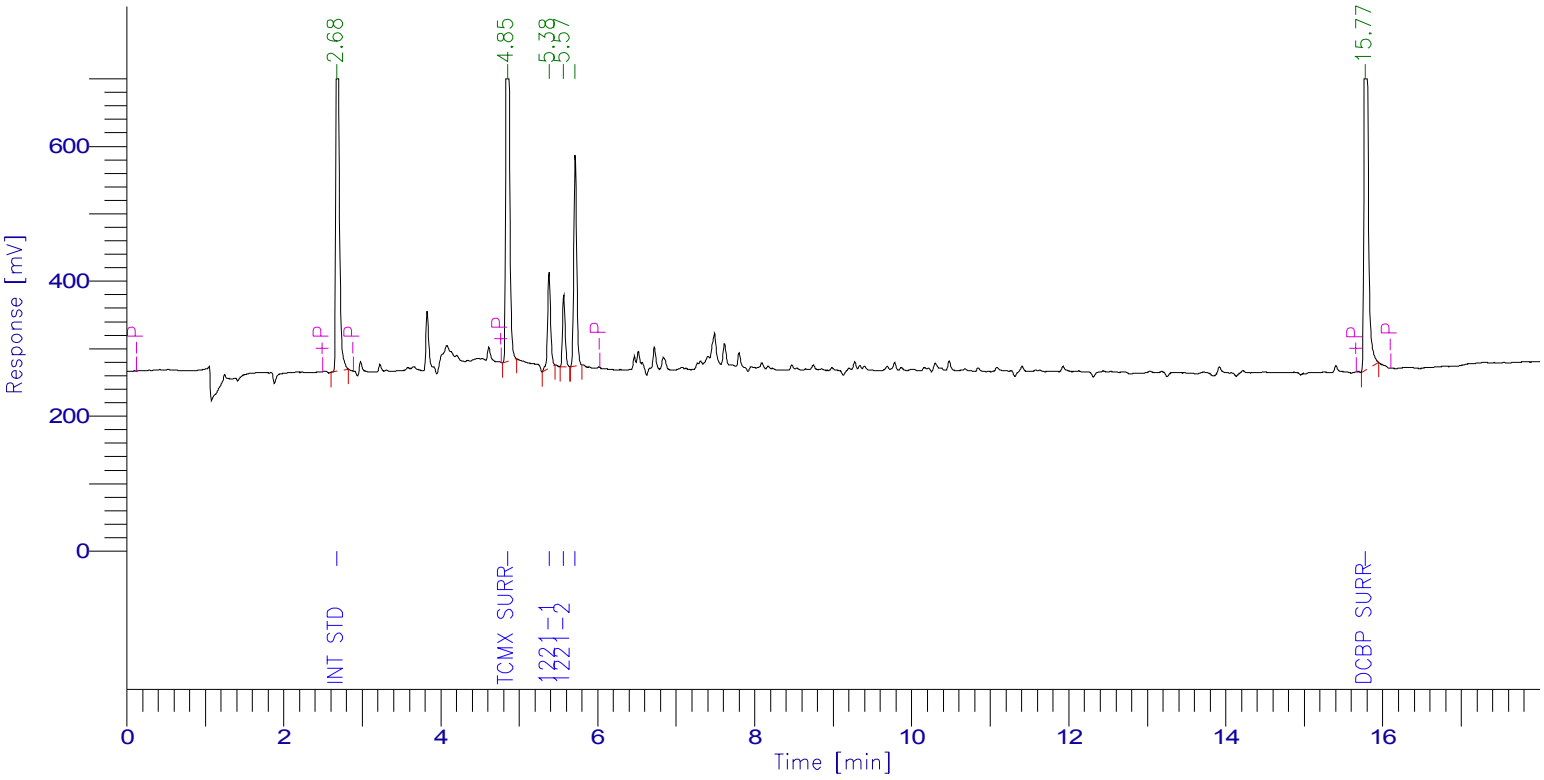

PCB Report

Time [min]	Component Name	Raw Amount	Area [µV·s]	Surrogate SM/WM	Surrogate QC / SL	Spike Rec Soils (%)	Spike Rec Water (%)
2.680	Int Std	100.0000	2019755.05	250.0000	100.0000	40.0000	20.0000
4.851	TCMX SURR	88.3602	2270444.29	220.9005	88.3602	35.3441	17.6720
5.381	1221-1	1000.0000	372823.10	2500.0000	1000.0000	400.0000	200.0000
5.567	1221-2	1000.0000	248251.10	2500.0000	1000.0000	400.0000	200.0000
5.713	1221-3	1000.0000	802311.60	2500.0000	1000.0000	400.0000	200.0000
15.773	DCBP SURR	87.2921	2606724.59	218.2303	87.2921	34.9169	17.4584
		3275.6523	8320309.73				

Software Version: 4.1<1L22>
Date: 3/20/2018 09:48 AM
Sample Name : 1221 1000;22v
Data File : E:\TC2018\ECD6\03-MAR\319B009.RAW Date: 3/19/2018 03:35 PM
Sequence File: E:\TC2018\ECD6\03-MAR\PCB_SEQ.SEQ Cycle: 501 Channel : B
Sample Amount : 1.0000 Dilution Factor : 1.00

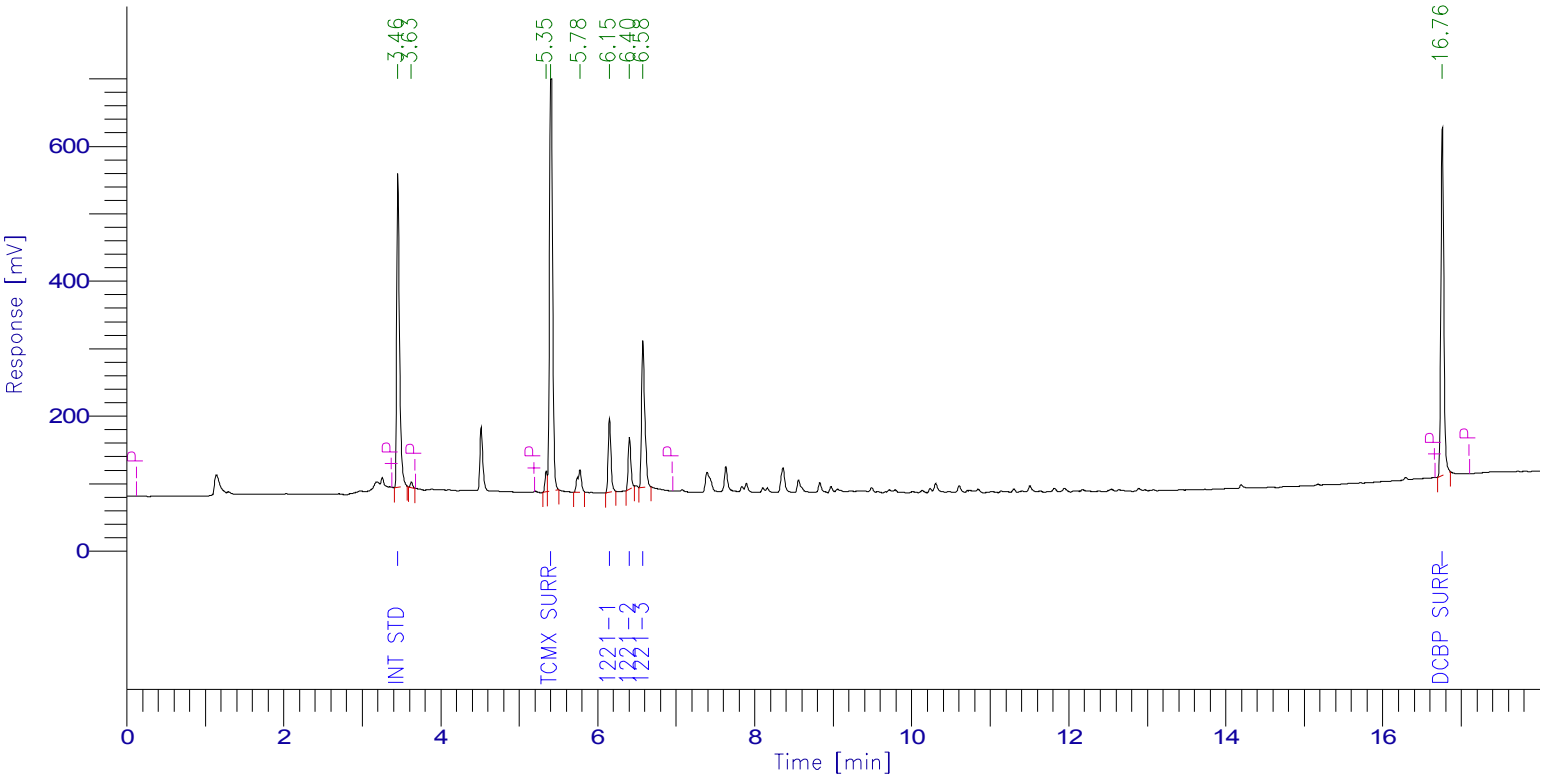

PCB Report

Time [min]	Component Name	Raw Amount	Area [µV·s]	Surrogate SM/WM	Surrogate QC / SL	Spike Rec Soils (%)	Spike Rec Water (%)
3.456	Int Std	100.0000	1143298.93	250.0000	100.0000	40.0000	20.0000
5.404	TCMX SURR	96.8994	1811555.69	242.2485	96.8994	38.7598	19.3799
6.150	1221-1	1000.0000	265816.83	2500.0000	1000.0000	400.0000	200.0000
6.404	1221-2	1000.0000	178543.92	2500.0000	1000.0000	400.0000	200.0000
6.575	1221-3	1000.0000	619753.55	2500.0000	1000.0000	400.0000	200.0000
16.755	DCBP SURR	108.2840	1339154.72	270.7099	108.2840	43.3136	21.6568
		3305.1833	5358123.65				

Sample: 1232 1000;23k File: 319A010

Software Version: 4.1<1L22>
Date: 3/20/2018 09:40 AM
Sample Name : 1232 1000;23k
Data File : E:\TC2018\ECD6\03-MAR\319A010.RAW Date: 3/19/2018 03:57 PM
Sequence File: E:\TC2018\ECD6\03-MAR\PCB_SEQ.SEQ Cycle: 502 Channel : A
Sample Amount : 1.0000 Dilution Factor : 1.00

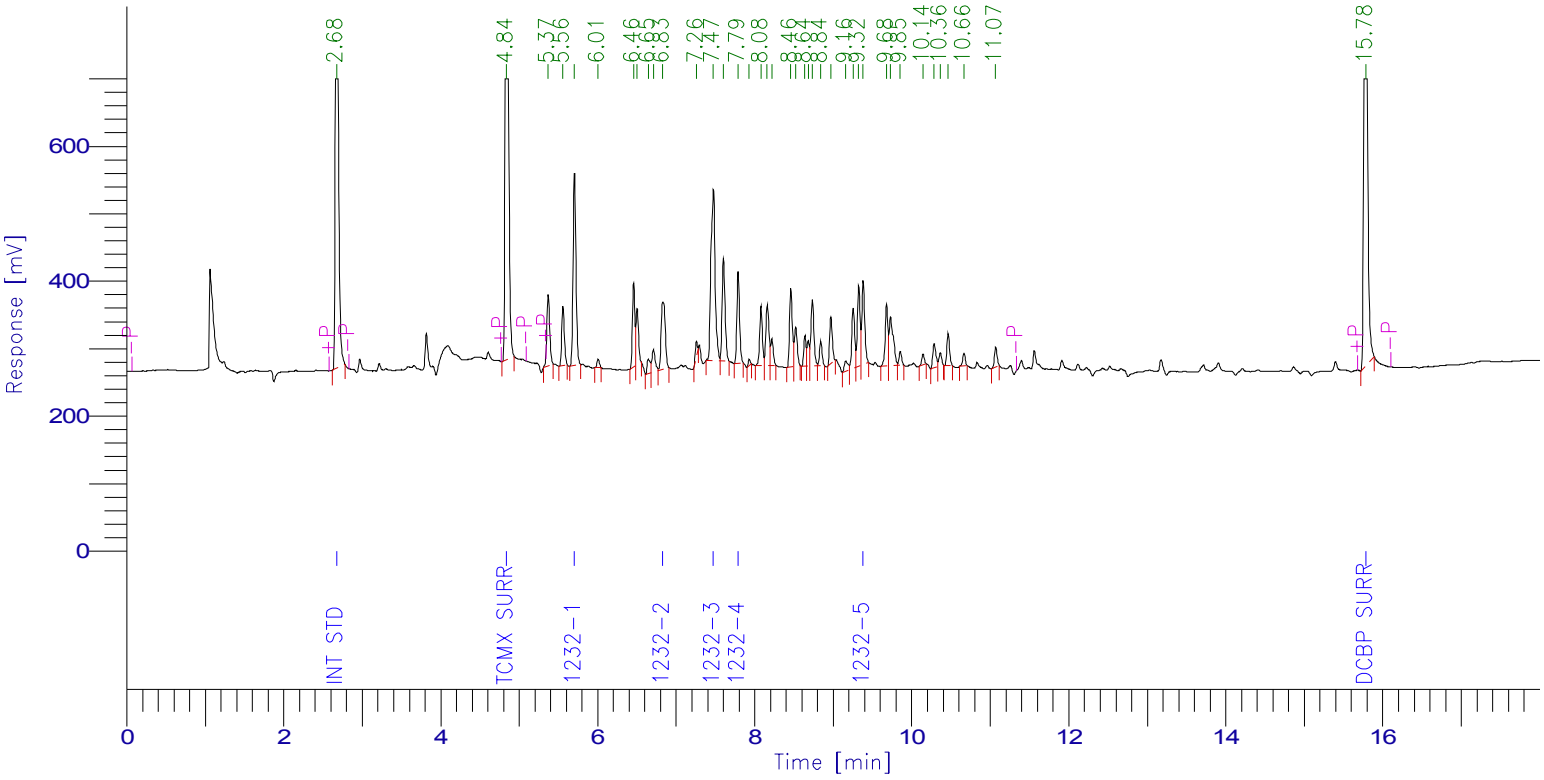

PCB Report

Time [min]	Component Name	Raw Amount	Area [µV·s]	Surrogate SM/WM	Surrogate QC / SL	Spike Rec Soils (%)	Spike Rec Water (%)
2.675	Int Std	100.0000	2025723.20	250.0000	100.0000	40.0000	20.0000
4.840	TCMX SURR	86.7625	2235977.62	216.9062	86.7625	34.7050	17.3525
5.704	1232-1	1000.0000	717735.51	2500.0000	1000.0000	400.0000	200.0000
6.829	1232-2	1000.0000	359540.06	2500.0000	1000.0000	400.0000	200.0000
7.474	1232-3	1000.0000	943096.86	2500.0000	1000.0000	400.0000	200.0000
7.788	1232-4	1000.0000	334761.44	2500.0000	1000.0000	400.0000	200.0000
9.381	1232-5	1000.0000	311968.93	2500.0000	1000.0000	400.0000	200.0000
15.784	DCBP SURR	85.2294	2552648.04	213.0735	85.2294	34.0918	17.0459
		5271.9919	9481451.66				

Sample: 1232 1000;23k File: 319B010

Software Version: 4.1<1L22>
Date: 3/20/2018 09:48 AM
Sample Name : 1232 1000;23k
Data File : E:\TC2018\ECD6\03-MAR\319B010.RAW Date: 3/19/2018 03:57 PM
Sequence File: E:\TC2018\ECD6\03-MAR\PCB_SEQ.SEQ Cycle: 502 Channel : B
Sample Amount : 1.0000 Dilution Factor : 1.00

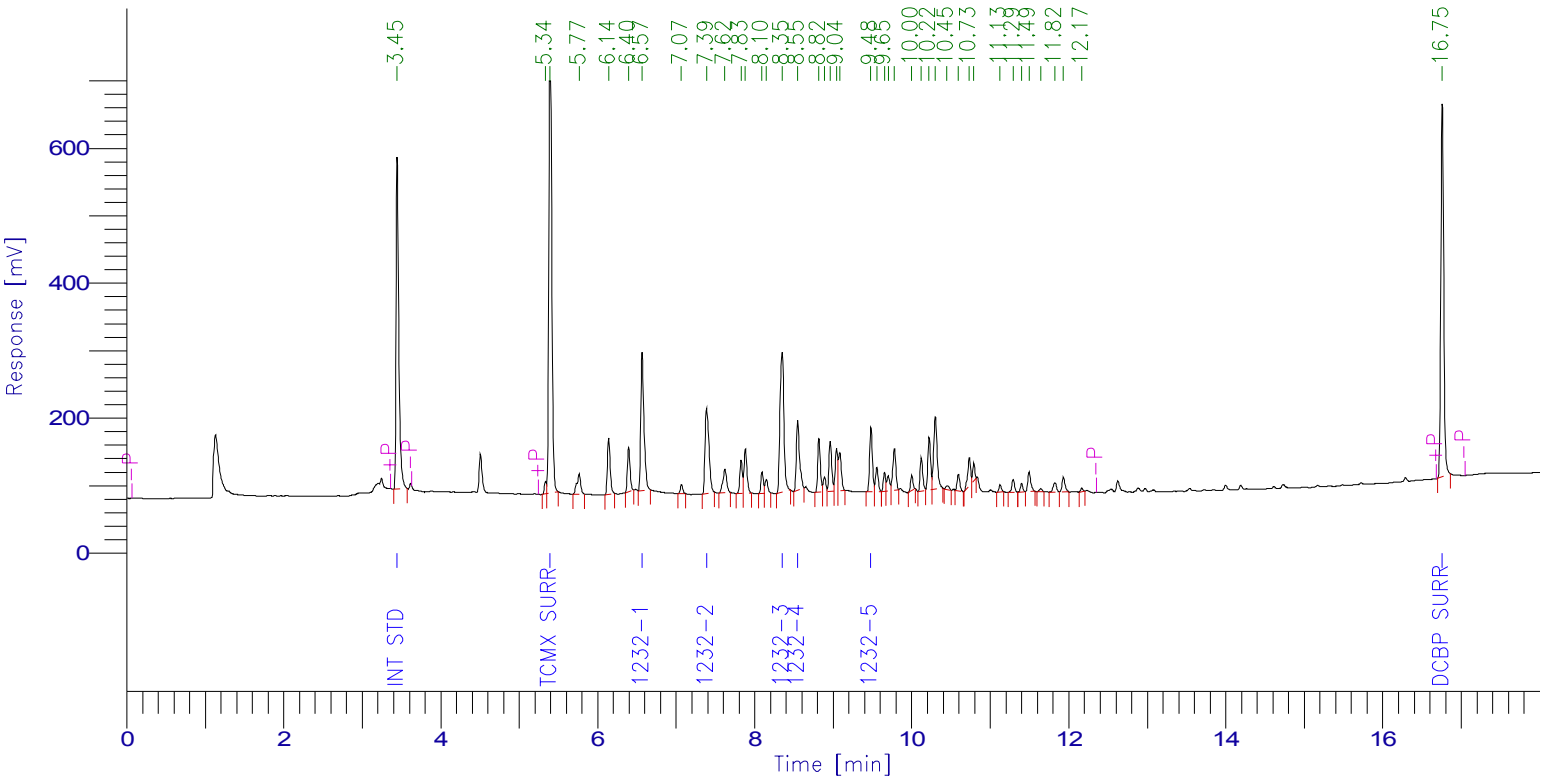

PCB Report

Time [min]	Component Name	Raw Amount	Area [µV·s]	Surrogate SM/WM	Surrogate QC / SL	Spike Rec Soils (%)	Spike Rec Water (%)
3.447	Int Std	100.0000	1198967.83	250.0000	100.0000	40.0000	20.0000
5.395	TCMX SURR	95.3199	1868796.13	238.2997	95.3199	38.1280	19.0640
6.565	1232-1	1000.0000	566289.72	2500.0000	1000.0000	400.0000	200.0000
7.387	1232-2	1000.0000	432838.90	2500.0000	1000.0000	400.0000	200.0000
8.349	1232-3	1000.0000	728586.46	2500.0000	1000.0000	400.0000	200.0000
8.548	1232-4	1000.0000	287855.59	2500.0000	1000.0000	400.0000	200.0000
9.479	1232-5	1000.0000	234100.85	2500.0000	1000.0000	400.0000	200.0000
16.754	DCBP SURR	109.7332	1423156.19	274.3331	109.7332	43.8933	21.9466
		5305.0531	6740591.66				

Sample: 1242 1000;20y File: 319A011

Software Version: 4.1<1L22>
Date: 3/20/2018 09:44 AM
Sample Name : 1242 1000;20y
Data File : E:\TC2018\ECD6\03-MAR\319A011.RAW Date: 3/19/2018 04:19 PM
Sequence File: E:\TC2018\ECD6\03-MAR\PCB_SEQ.SEQ Cycle: 503 Channel : A
Sample Amount : 1.0000 Dilution Factor : 1.00

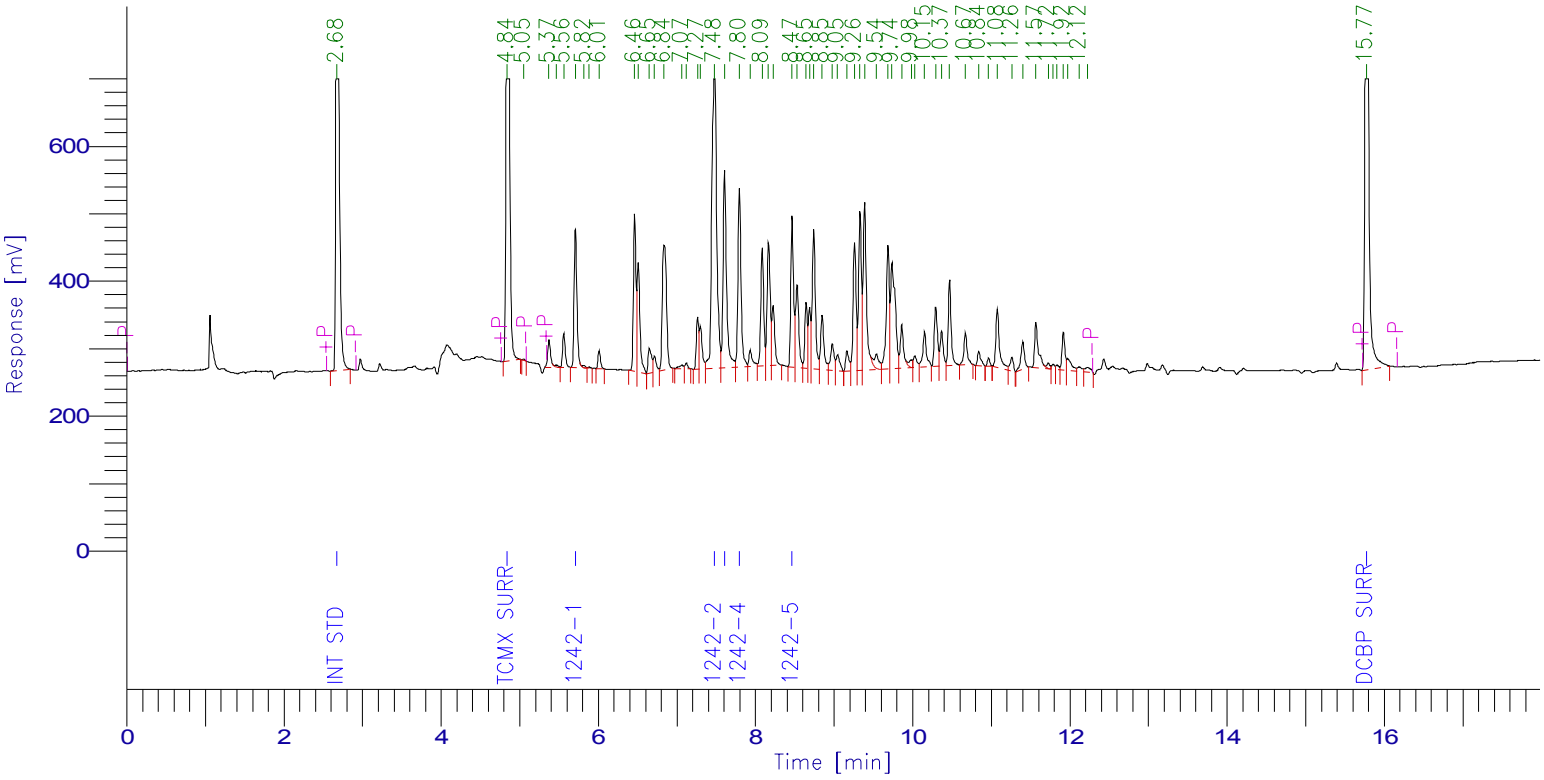

PCB Report

Time [min]	Component Name	Raw Amount	Area [µV·s]	Surrogate SM/WM	Surrogate QC / SL	Spike Rec Soils (%)	Spike Rec Water (%)
2.676	Int Std	100.0000	2199258.03	250.0000	100.0000	40.0000	20.0000
4.840	TCMX SURR	80.9812	2265769.48	202.4530	80.9812	32.3925	16.1962
5.710	1242-1	1000.0000	511584.17	2500.0000	1000.0000	400.0000	200.0000
7.481	1242-2	1000.0000	1916084.34	2500.0000	1000.0000	400.0000	200.0000
7.606	1242-3	1000.0000	876139.30	2500.0000	1000.0000	400.0000	200.0000
7.795	1242-4	1000.0000	719210.96	2500.0000	1000.0000	400.0000	200.0000
8.465	1242-5	1000.0000	572595.29	2500.0000	1000.0000	400.0000	200.0000
15.770	DCBP SURR	83.5594	2717021.51	208.8986	83.5594	33.4238	16.7119
		5264.5406	11777663.07				

Software Version: 4.1<1L22>
Date: 3/20/2018 09:48 AM
Sample Name : 1242 1000;20y
Data File : E:\TC2018\ECD6\03-MAR\319B011.RAW Date: 3/19/2018 04:19 PM
Sequence File: E:\TC2018\ECD6\03-MAR\PCB_SEQ.SEQ Cycle: 503 Channel : B
Sample Amount : 1.0000 Dilution Factor : 1.00

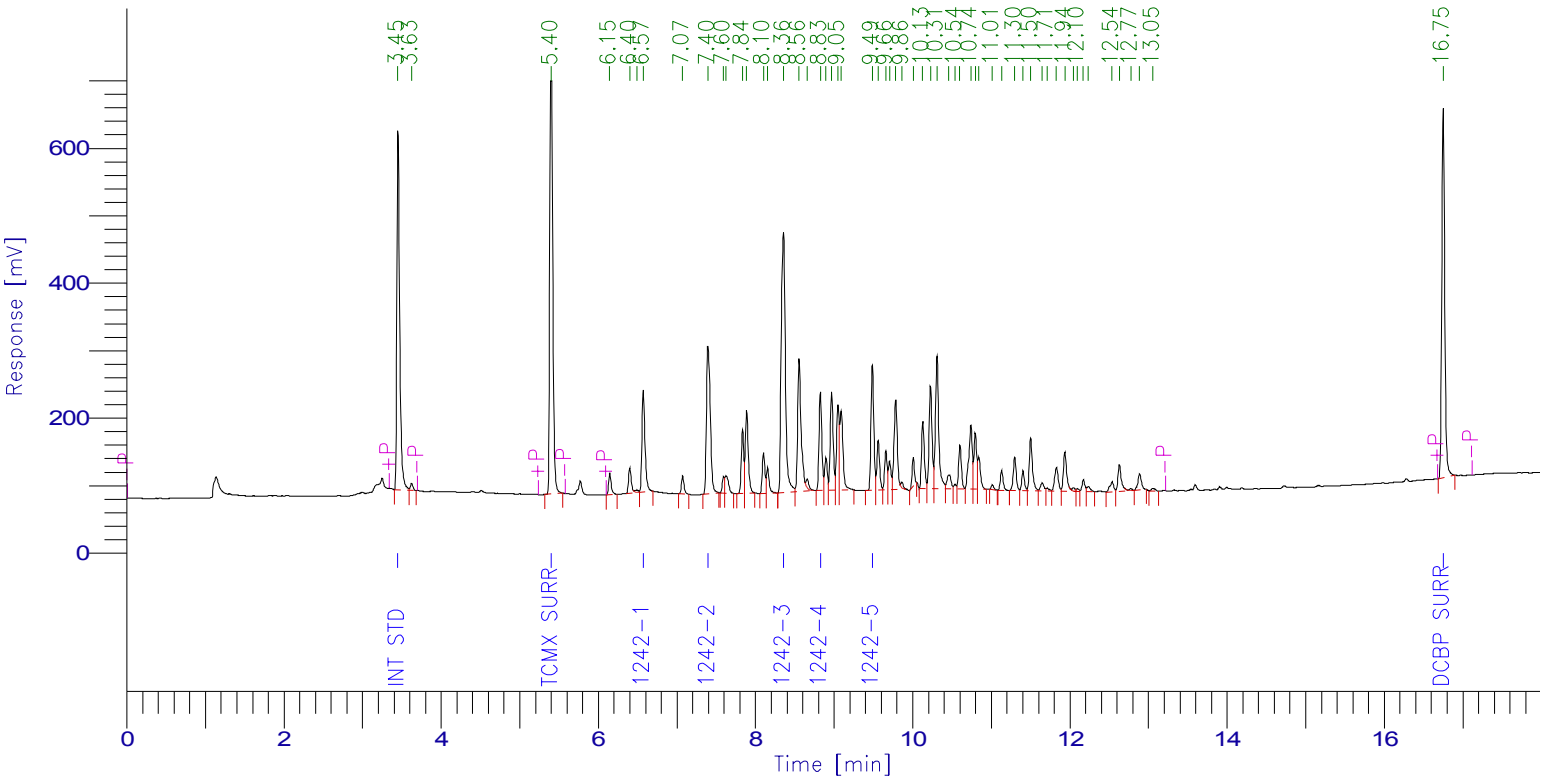

PCB Report

Time [min]	Component Name	Raw Amount	Area [µV·s]	Surrogate SM/WM	Surrogate QC / SL	Spike Rec Soils (%)	Spike Rec Water (%)
3.453	Int Std	100.0000	1321572.65	250.0000	100.0000	40.0000	20.0000
5.401	TCMX SURR	86.2654	1864225.64	215.6635	86.2654	34.5062	17.2531
6.572	1242-1	1000.0000	404553.51	2500.0000	1000.0000	400.0000	200.0000
7.395	1242-2	1000.0000	764126.84	2500.0000	1000.0000	400.0000	200.0000
8.357	1242-3	1000.0000	1412462.78	2500.0000	1000.0000	400.0000	200.0000
8.826	1242-4	1000.0000	359250.38	2500.0000	1000.0000	400.0000	200.0000
9.486	1242-5	1000.0000	462156.51	2500.0000	1000.0000	400.0000	200.0000
16.747	DCBP SURR	98.7505	1411683.48	246.8763	98.7505	39.5002	19.7501
		5285.0159	8000031.79				

Software Version: 4.1<1L22>
Date: 3/20/2018 09:45 AM
Sample Name : 1248 1000;21k
Data File : E:\TC2018\ECD6\03-MAR\319A012.RAW Date: 3/19/2018 04:41 PM
Sequence File: E:\TC2018\ECD6\03-MAR\PCB_SEQ.SEQ Cycle: 504 Channel : A
Sample Amount : 1.0000 Dilution Factor : 1.00

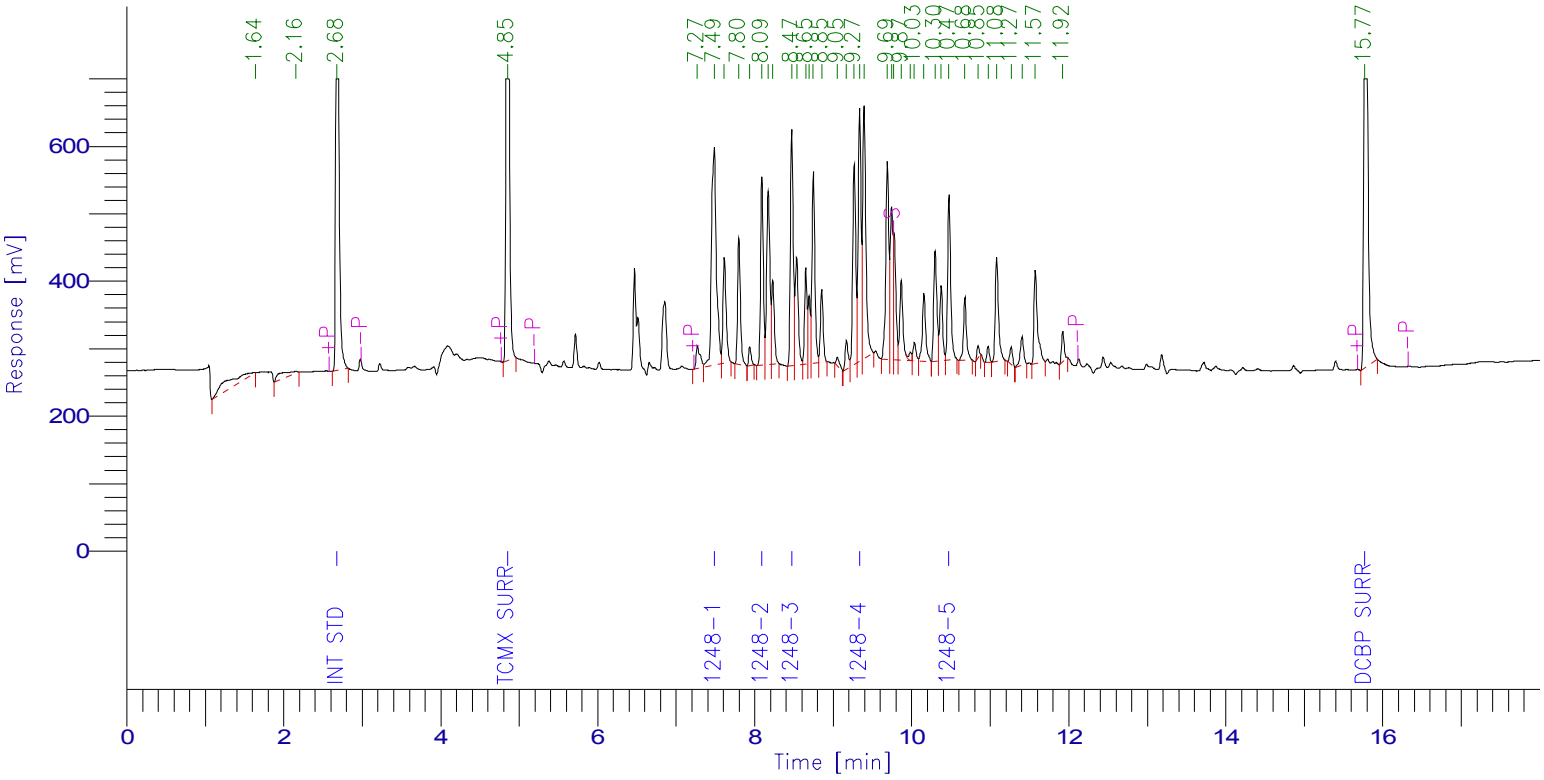

PCB Report

Time [min]	Component Name	Raw Amount	Area [µV·s]	Surrogate SM/WM	Surrogate QC / SL	Spike Rec Soils (%)	Spike Rec Water (%)
2.676	Int Std	100.0000	2149791.55	250.0000	100.0000	40.0000	20.0000
4.851	TCMX SURR	82.2356	2249114.10	205.5889	82.2356	32.8942	16.4471
7.485	1248-1	1000.0000	1411614.55	2500.0000	1000.0000	400.0000	200.0000
8.091	1248-2	1000.0000	700350.68	2500.0000	1000.0000	400.0000	200.0000
8.470	1248-3	1000.0000	883436.79	2500.0000	1000.0000	400.0000	200.0000
9.335	1248-4	1000.0000	961067.04	2500.0000	1000.0000	400.0000	200.0000
10.474	1248-5	1000.0000	640988.45	2500.0000	1000.0000	400.0000	200.0000
15.770	DCBP SURR	84.6658	2691074.23	211.6645	84.6658	33.8663	16.9332
		5266.9014	11687437.39				

Sample: 1248 1000;21k File: 319B012

Software Version: 4.1<1L22>
Date: 3/20/2018 09:49 AM
Sample Name : 1248 1000;21k
Data File : E:\TC2018\ECD6\03-MAR\319B012.RAW Date: 3/19/2018 04:41 PM
Sequence File: E:\TC2018\ECD6\03-MAR\PCB_SEQ.SEQ Cycle: 504 Channel : B
Sample Amount : 1.0000 Dilution Factor : 1.00

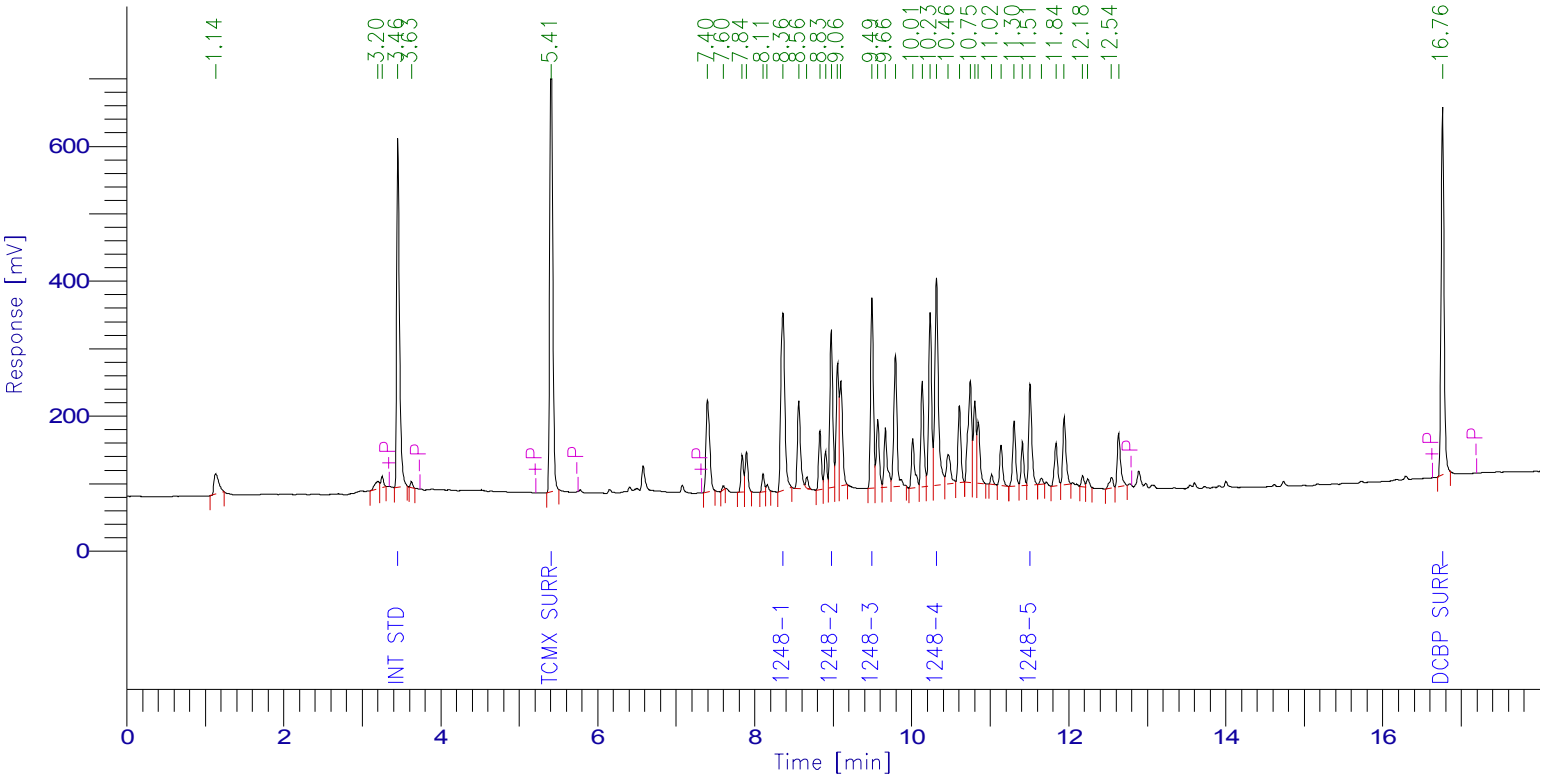

PCB Report

Time [min]	Component Name	Raw Amount	Area [µV·s]	Surrogate SM/WM	Surrogate QC / SL	Spike Rec Soils (%)	Spike Rec Water (%)
3.456	Int Std	100.0000	1269923.58	250.0000	100.0000	40.0000	20.0000
5.407	TCMX SURR	90.3259	1875688.29	225.8147	90.3259	36.1304	18.0652
8.359	1248-1	1000.0000	952711.83	2500.0000	1000.0000	400.0000	200.0000
8.975	1248-2	1000.0000	598236.83	2500.0000	1000.0000	400.0000	200.0000
9.492	1248-3	1000.0000	703277.98	2500.0000	1000.0000	400.0000	200.0000
10.314	1248-4	1000.0000	942062.45	2500.0000	1000.0000	400.0000	200.0000
11.506	1248-5	1000.0000	401108.32	2500.0000	1000.0000	400.0000	200.0000
16.758	DCBP SURR	103.7963	1425824.91	259.4907	103.7963	41.5185	20.7593
		5294.1222	8168834.19				

Software Version: 4.1<1L22>
Date: 3/20/2018 09:45 AM
Sample Name : 1254 1000;24d
Data File : E:\TC2018\ECD6\03-MAR\319A013.RAW Date: 3/19/2018 05:03 PM
Sequence File: E:\TC2018\ECD6\03-MAR\PCB_SEQ.SEQ Cycle: 505 Channel : A
Sample Amount : 1.0000 Dilution Factor : 1.00

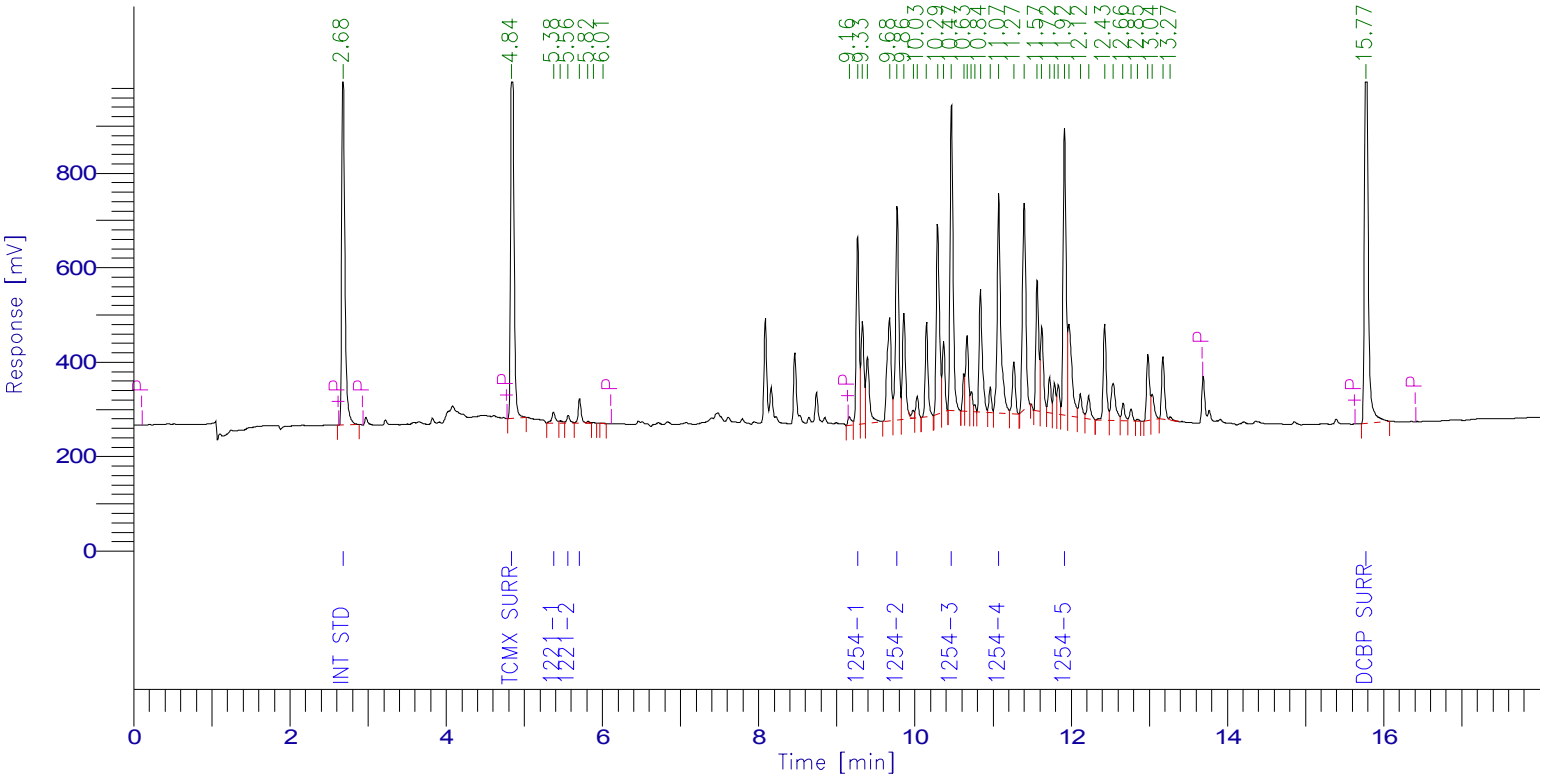

PCB Report

Time [min]	Component Name	Raw Amount	Area [µV·s]	Surrogate SM/WM	Surrogate QC / SL	Spike Rec Soils (%)	Spike Rec Water (%)
2.680	Int Std	100.0000	2122123.92	250.0000	100.0000	40.0000	20.0000
4.840	TCMX SURR	84.0228	2268418.19	210.0569	84.0228	33.6091	16.8046
5.375	1221-1	93.3965	80652.93	233.4913	93.3965	37.3586	18.6793
5.562	1221-2	87.2079	49248.51	218.0197	87.2079	34.8832	17.4416
5.709	1221-3	100.9597	138647.19	252.3992	100.9597	40.3839	20.1919
9.267	1254-1	1023.5592	1027256.48	2558.8980	1023.5592	409.4237	204.7118
9.772	1254-2	1022.9718	1264059.46	2557.4296	1022.9718	409.1887	204.5944
10.467	1254-3	1043.3172	1698480.61	2608.2929	1043.3172	417.3269	208.6634
11.072	1254-4	1052.3881	1500138.18	2630.9703	1052.3881	420.9553	210.4776
11.915	1254-5	1072.0725	1654801.84	2680.1812	1072.0725	428.8290	214.4145
15.770	DCBP SURR	87.7216	2752318.67	219.3041	87.7216	35.0886	17.5443
		5767.6173	14556145.99				

Software Version: 4.1<1L22>
Date: 3/20/2018 09:49 AM
Sample Name : 1254 1000;24d
Data File : E:\TC2018\ECD6\03-MAR\319B013.RAW Date: 3/19/2018 05:03 PM
Sequence File: E:\TC2018\ECD6\03-MAR\PCB_SEQ.SEQ Cycle: 505 Channel : B
Sample Amount : 1.0000 Dilution Factor : 1.00

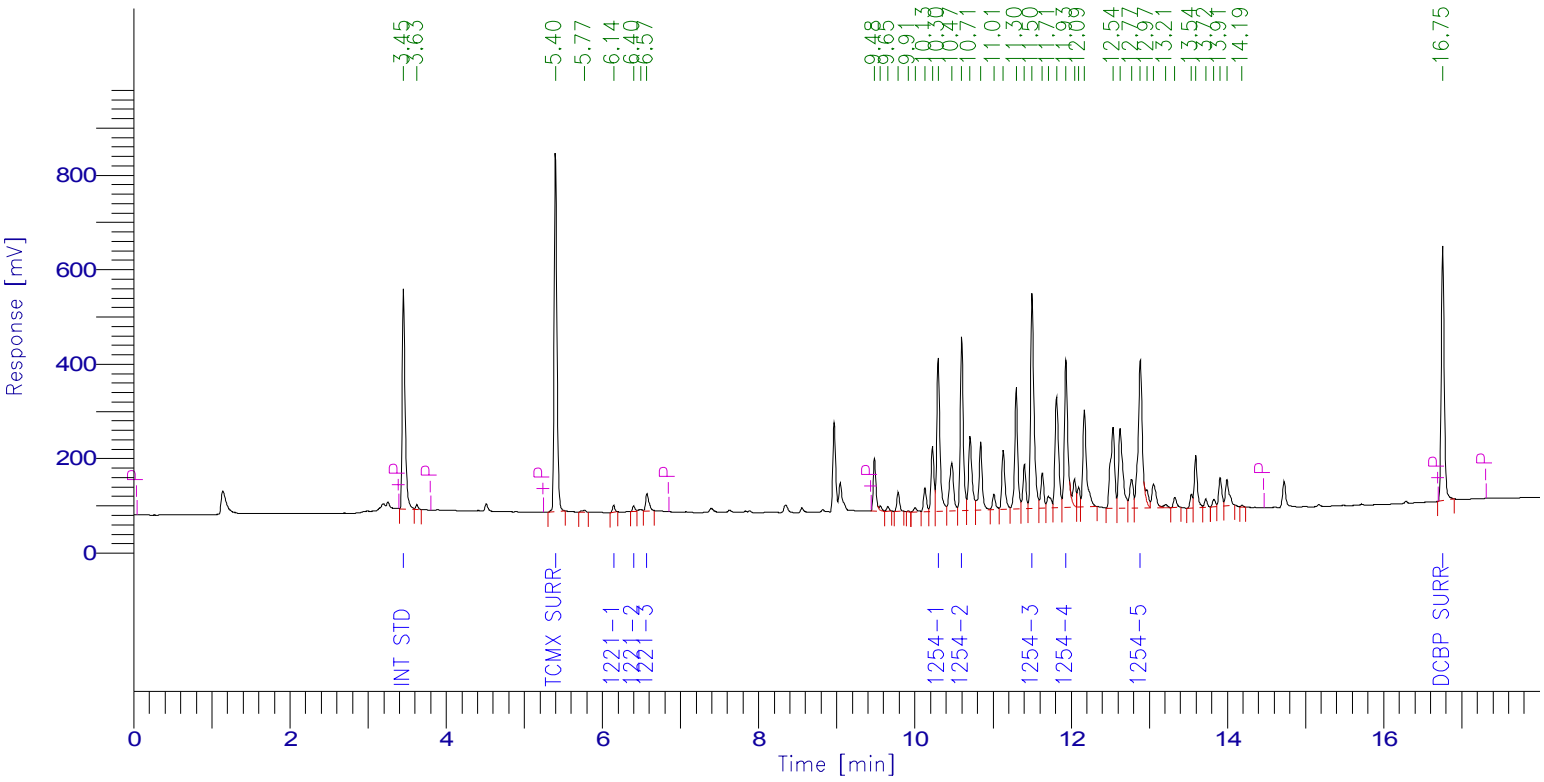

PCB Report

Time [min]	Component Name	Raw Amount	Area [µV·s]	Surrogate SM/WM	Surrogate QC / SL	Spike Rec Soils (%)	Spike Rec Water (%)
3.453	Int Std	100.0000	1185879.91	250.0000	100.0000	40.0000	20.0000
5.399	TCMX SURR	95.0359	1842889.30	237.5897	95.0359	38.0144	19.0072
6.144	1221-1	100.8999	32835.49	252.2498	100.8999	40.3600	20.1800
6.400	1221-2	99.1064	26248.95	247.7659	99.1064	39.6425	19.8213
6.570	1221-3	98.1248	108106.61	245.3120	98.1248	39.2499	19.6250
10.298	1254-1	1029.2471	931800.81	2573.1177	1029.2471	411.6988	205.8494
10.598	1254-2	1019.3802	986579.58	2548.4505	1019.3802	407.7521	203.8760
11.498	1254-3	1049.3993	1366434.64	2623.4982	1049.3993	419.7597	209.8799
11.932	1254-4	1079.2307	941560.24	2698.0768	1079.2307	431.6923	215.8461
12.883	1254-5	1010.3503	1186588.73	2525.8758	1010.3503	404.1401	202.0701
16.754	DCBP SURR	109.8953	1409700.48	274.7384	109.8953	43.9581	21.9791
		5790.6699	10018624.72				

Software Version: 4.1<1L22>
Date: 3/20/2018 09:47 AM
Sample Name : 1262 1000;20x
Data File : E:\TC2018\ECD6\03-MAR\319A014.RAW Date: 3/19/2018 05:25 PM
Sequence File: E:\TC2018\ECD6\03-MAR\PCB_SEQ.SEQ Cycle: 506 Channel : A
Sample Amount : 1.0000 Dilution Factor : 1.00

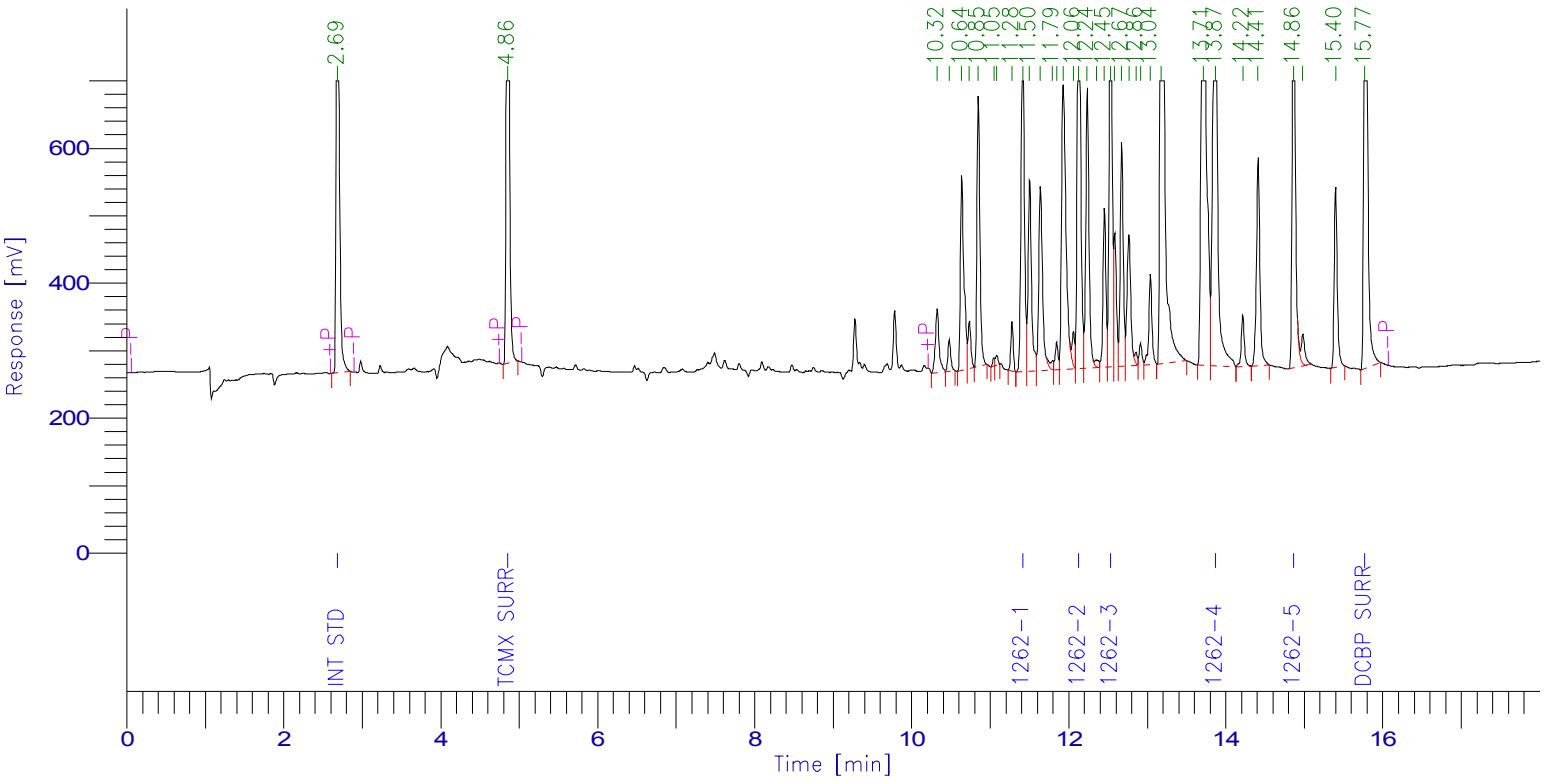

PCB Report

Time [min]	Component Name	Raw Amount	Area [µV·s]	Surrogate SM/WM	Surrogate QC / SL	Spike Rec Soils (%)	Spike Rec Water (%)
2.685	Int Std	100.0000	2170440.26	250.0000	100.0000	40.0000	20.0000
4.858	TCMX SURR	80.3943	2219875.08	200.9858	80.3943	32.1577	16.0789
11.412	1262-1	1000.0000	1611886.07	2500.0000	1000.0000	400.0000	200.0000
12.125	1262-2	1000.0000	2250293.04	2500.0000	1000.0000	400.0000	200.0000
12.531	1262-3	1000.0000	1662125.34	2500.0000	1000.0000	400.0000	200.0000
13.870	1262-4	1000.0000	2764093.99	2500.0000	1000.0000	400.0000	200.0000
14.862	1262-5	1000.0000	1812547.54	2500.0000	1000.0000	400.0000	200.0000
15.768	DCBP SURR	84.3642	2707244.12	210.9105	84.3642	33.7457	16.8728
		5264.7585	17198505.45				

Sample: 1262 1000;20x File: 319B014

Software Version: 4.1<1L22>
Date: 3/20/2018 09:50 AM
Sample Name : 1262 1000;20x
Data File   : E:\TC2018\ECD6\03-MAR\319B014.RAW Date: 3/19/2018 05:25 PM
Sequence File: E:\TC2018\ECD6\03-MAR\PCB_SEQ.SEQ Cycle: 506 Channel : B
Sample Amount   : 1.0000 Dilution Factor : 1.00

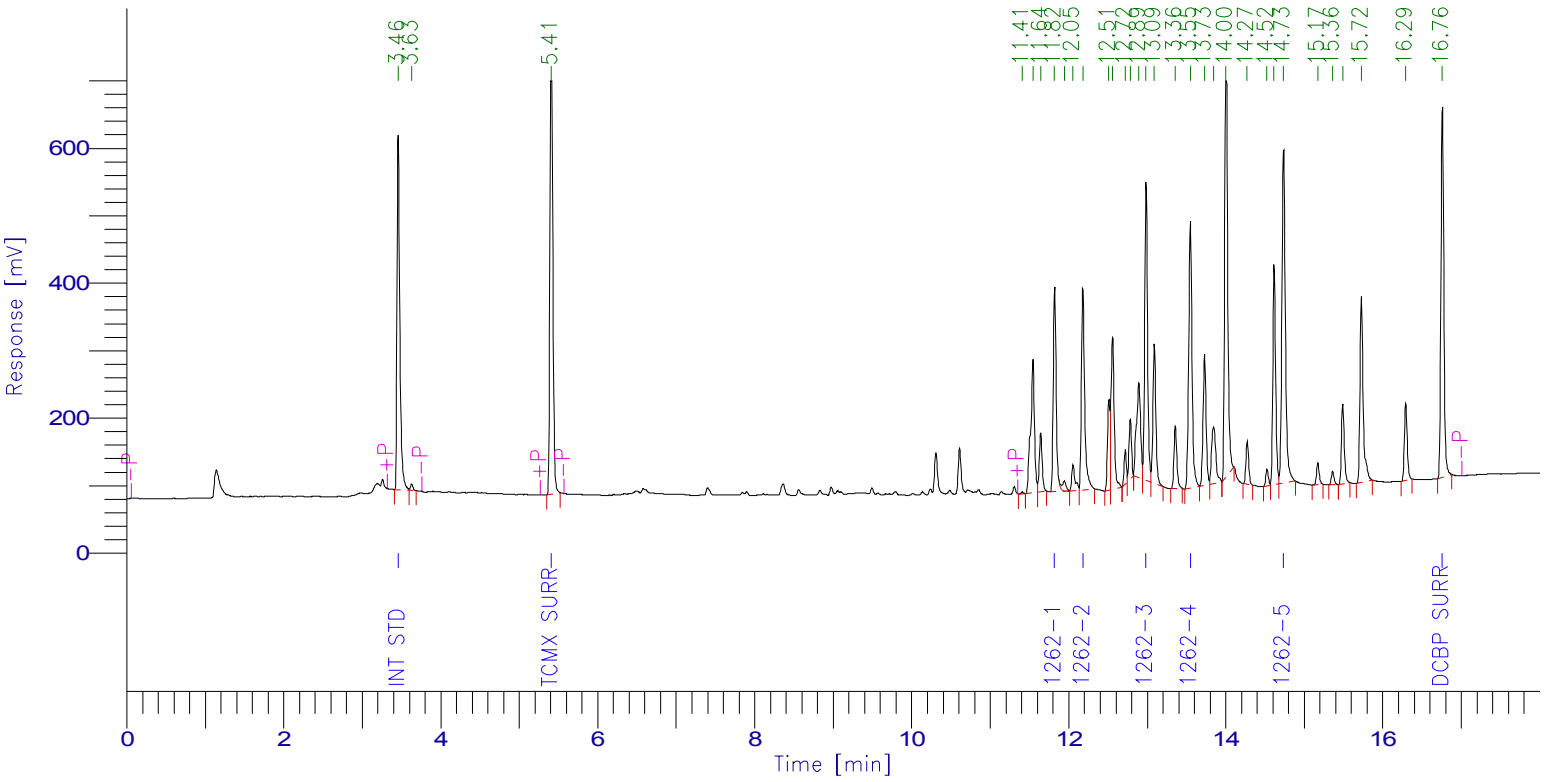

PCB Report

Time [min]	Component Name	Raw Amount	Area [µV·s]	Surrogate SM/WM	Surrogate QC / SL	Spike Rec Soils (%)	Spike Rec Water (%)
3.460	Int Std	100.0000	1310698.70	250.0000	100.0000	40.0000	20.0000
5.408	TCMX SURR	85.8954	1840957.52	214.7386	85.8954	34.3582	17.1791
11.818	1262-1	1000.0000	797561.04	2500.0000	1000.0000	400.0000	200.0000
12.178	1262-2	1000.0000	850963.48	2500.0000	1000.0000	400.0000	200.0000
12.983	1262-3	1000.0000	1126644.34	2500.0000	1000.0000	400.0000	200.0000
13.547	1262-4	1000.0000	1144828.62	2500.0000	1000.0000	400.0000	200.0000
14.734	1262-5	1000.0000	1571074.07	2500.0000	1000.0000	400.0000	200.0000
16.755	DCBP SURR	100.4947	1424796.25	251.2367	100.4947	40.1979	20.0989
		5286.3901	10067524.03				

Software Version: 4.1<1L22>
Date: 3/20/2018 09:47 AM
Sample Name : 1268 1000;20j
Data File : E:\TC2018\ECD6\03-MAR\319A015.RAW Date: 3/19/2018 05:47 PM
Sequence File: E:\TC2018\ECD6\03-MAR\PCB_SEQ.SEQ Cycle: 507 Channel : A
Sample Amount : 1.0000 Dilution Factor : 1.00

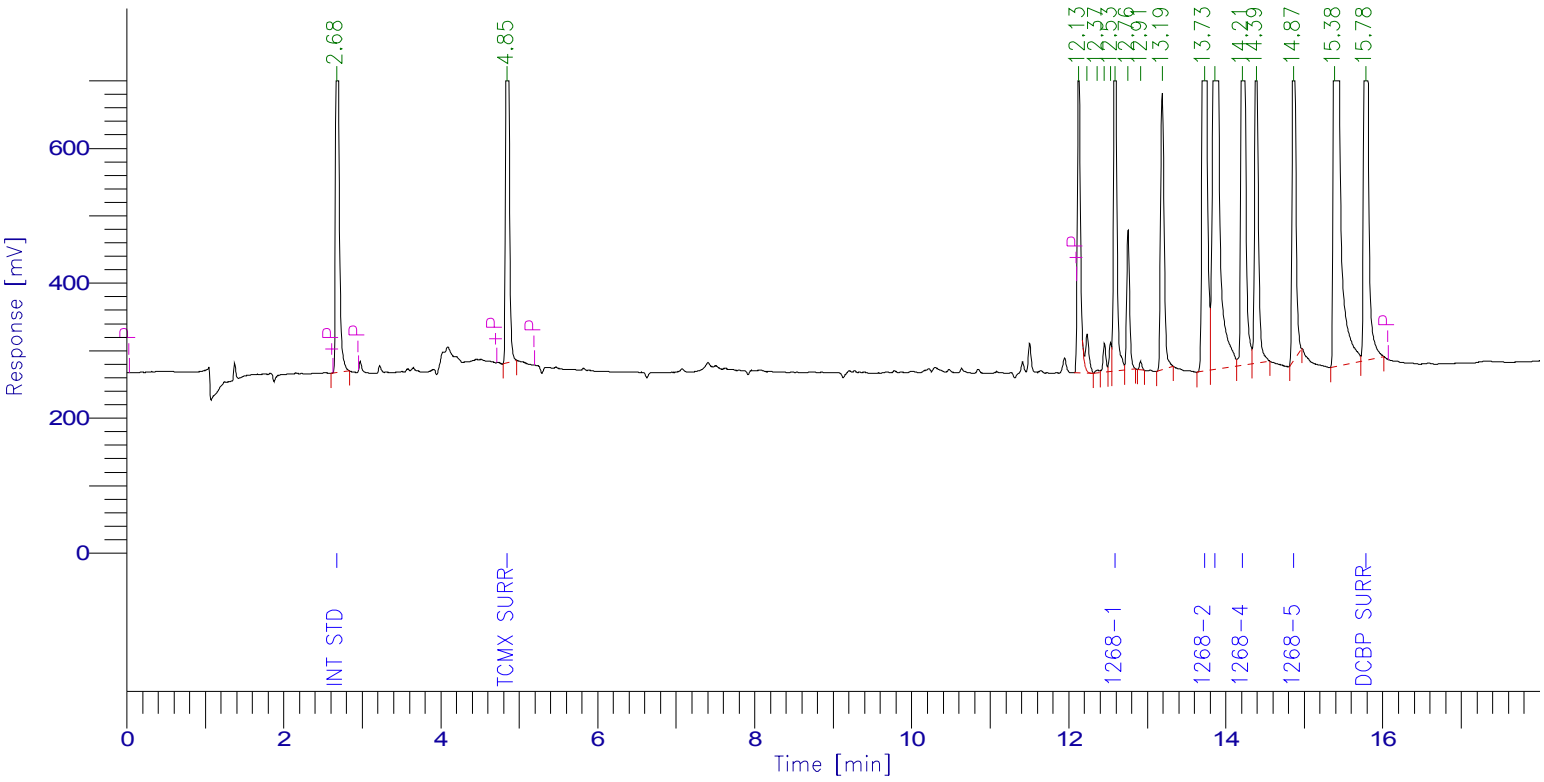

PCB Report

Time [min]	Component Name	Raw Amount	Area [µV·s]	Surrogate SM/WM	Surrogate QC / SL	Spike Rec Soils (%)	Spike Rec Water (%)
2.675	Int Std	100.0000	2159484.50	250.0000	100.0000	40.0000	20.0000
4.847	TCMX SURR	80.7919	2219592.07	201.9797	80.7919	32.3167	16.1584
12.589	1268-1	1000.0000	1715514.44	2500.0000	1000.0000	400.0000	200.0000
13.727	1268-2	1000.0000	3406688.77	2500.0000	1000.0000	400.0000	200.0000
13.860	1268-3	1000.0000	4429383.97	2500.0000	1000.0000	400.0000	200.0000
14.207	1268-4	1000.0000	3032313.52	2500.0000	1000.0000	400.0000	200.0000
14.865	1268-5	1000.0000	2005484.00	2500.0000	1000.0000	400.0000	200.0000
15.780	DCBP SURR	99.5997	3180017.80	248.9993	99.5997	39.8399	19.9199
		5280.3916	22148479.07				

Software Version: 4.1<1L22>
Date: 3/20/2018 09:50 AM
Sample Name : 1268 1000;20j
Data File : E:\TC2018\ECD6\03-MAR\319B015.RAW Date: 3/19/2018 05:47 PM
Sequence File: E:\TC2018\ECD6\03-MAR\PCB_SEQ.SEQ Cycle: 507 Channel : B
Sample Amount : 1.0000 Dilution Factor : 1.00

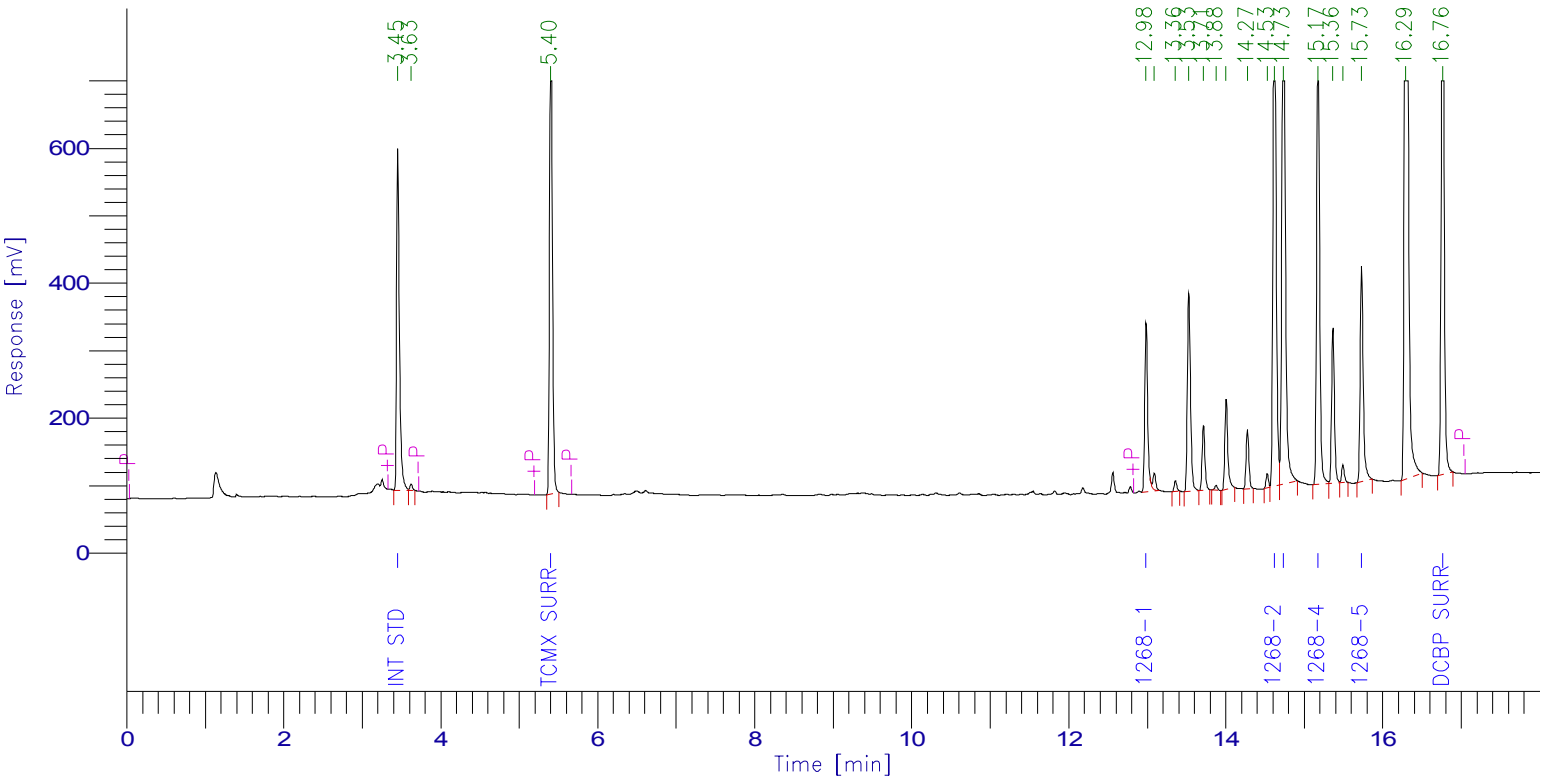

PCB Report

Time [min]	Component Name	Raw Amount	Area [µV·s]	Surrogate SM/WM	Surrogate QC / SL	Spike Rec Soils (%)	Spike Rec Water (%)
3.454	Int Std	100.0000	1282504.83	250.0000	100.0000	40.0000	20.0000
5.404	TCMX SURR	87.5011	1835029.97	218.7526	87.5011	35.0004	17.5002
12.983	1268-1	1000.0000	674618.89	2500.0000	1000.0000	400.0000	200.0000
14.618	1268-2	1000.0000	2400970.81	2500.0000	1000.0000	400.0000	200.0000
14.733	1268-3	1000.0000	2692127.99	2500.0000	1000.0000	400.0000	200.0000
15.174	1268-4	1000.0000	1915922.36	2500.0000	1000.0000	400.0000	200.0000
15.726	1268-5	1000.0000	866079.69	2500.0000	1000.0000	400.0000	200.0000
16.759	DCBP SURR	161.3179	2237939.71	403.2947	161.3179	64.5272	32.2636
		5348.8189	13905194.26				

Software Version: 4.1<1L22>
Date: 3/20/2018 09:48 AM
Sample Name : 1016/1260 600;24j
Data File : E:\TC2018\ECD6\03-MAR\319A016.RAW Date: 3/19/2018 06:09 PM
Sequence File: E:\TC2018\ECD6\03-MAR\PCB_SEQ.SEQ Cycle: 508 Channel : A
Sample Amount : 1.0000 Dilution Factor : 1.00

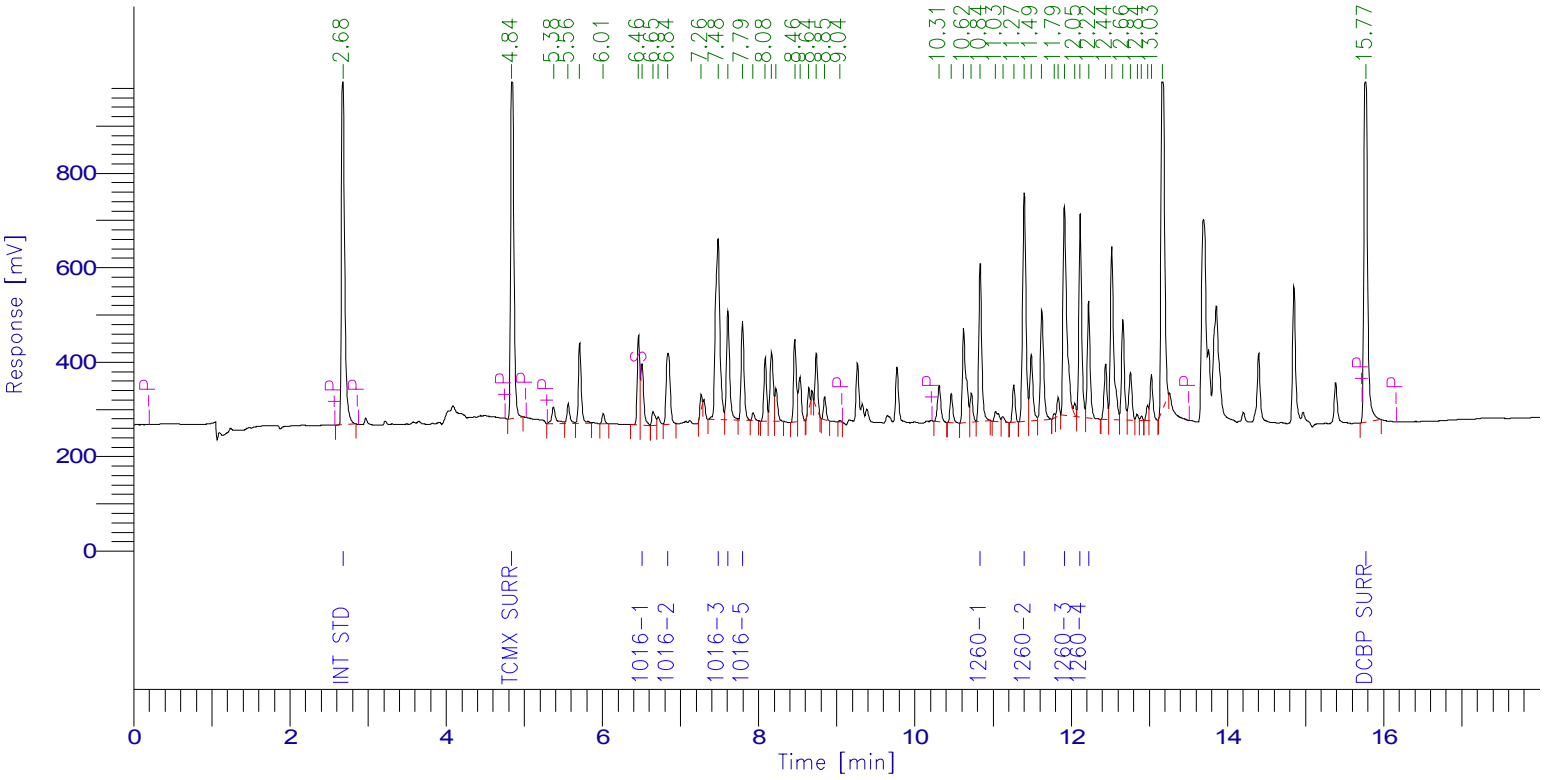

PCB Report

Time [min]	Component Name	Raw Amount	Area [µV·s]	Surrogate SM/WM	Surrogate QC / SL	Spike Rec Soils (%)	Spike Rec Water (%)
2.680	Int Std	100.0000	2128667.07	250.0000	100.0000	40.0000	20.0000
4.842	TCMX SURR	76.4879	2071407.43	191.2196	76.4879	30.5951	15.2976
6.508	1016-1	436.5021	334777.18	1091.2553	436.5021	174.6009	87.3004
6.840	1016-2	684.5892	544376.59	1711.4729	684.5892	273.8357	136.9178
7.480	1016-3	600.4636	1492281.94	1501.1590	600.4636	240.1854	120.0927
7.606	1016-4	631.0533	650145.93	1577.6332	631.0533	252.4213	126.2107
7.794	1016-5	630.2875	539753.08	1575.7187	630.2875	252.1150	126.0575
10.835	1260-1	646.7145	888389.34	1616.7862	646.7145	258.6858	129.3429
11.399	1260-2	613.8480	1441300.13	1534.6199	613.8480	245.5392	122.7696
11.913	1260-3	641.6281	1516198.99	1604.0702	641.6281	256.6512	128.3256
12.115	1260-4	643.7431	1108218.54	1609.3578	643.7431	257.4973	128.7486
12.223	1260-5	689.4208	640657.88	1723.5520	689.4208	275.7683	137.8842
15.773	DCBP SURR	79.2155	2493256.57	198.0387	79.2155	31.6862	15.8431
		6473.9535	15849430.67				

Software Version: 4.1<1L22>
Date: 3/20/2018 09:50 AM
Sample Name : 1016/1260 600;24j
Data File : E:\TC2018\ECD6\03-MAR\319B016.RAW Date: 3/19/2018 06:09 PM
Sequence File: E:\TC2018\ECD6\03-MAR\PCB_SEQ.SEQ Cycle: 508 Channel : B
Sample Amount : 1.0000 Dilution Factor : 1.00

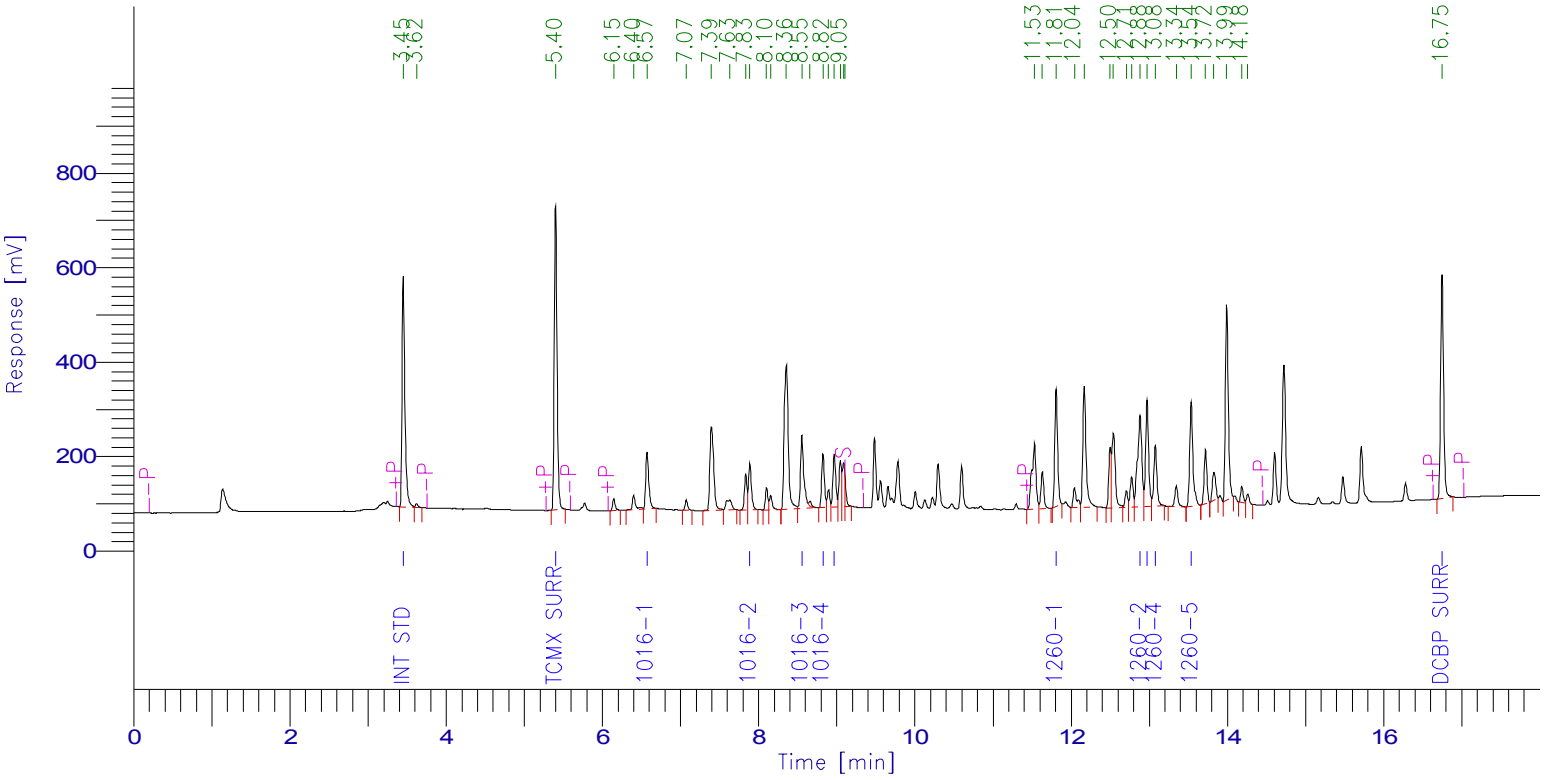

PCB Report

Time [min]	Component Name	Raw Amount	Area [µV·s]	Surrogate SM/WM	Surrogate QC / SL	Spike Rec Soils (%)	Spike Rec Water (%)
3.451	Int Std	100.0000	1215539.28	250.0000	100.0000	40.0000	20.0000
5.401	TCMX SURR	78.5645	1561619.96	196.4113	78.5645	31.4258	15.7129
6.571	1016-1	588.2282	324938.05	1470.5706	588.2282	235.2913	117.6456
7.888	1016-2	661.1785	243459.19	1652.9461	661.1785	264.4714	132.2357
8.553	1016-3	611.1588	480675.80	1527.8971	611.1588	244.4635	122.2318
8.823	1016-4	560.7775	274611.50	1401.9437	560.7775	224.3110	112.1555
8.967	1016-5	600.5044	285144.22	1501.2611	600.5044	240.2018	120.1009
11.807	1260-1	666.8988	618436.63	1667.2470	666.8988	266.7595	133.3798
12.880	1260-2	673.5304	748184.77	1683.8259	673.5304	269.4121	134.7061
12.971	1260-3	750.4267	587952.51	1876.0666	750.4267	300.1707	150.0853
13.077	1260-4	785.3684	347308.60	1963.4211	785.3684	314.1474	157.0737
13.536	1260-5	691.2755	629114.28	1728.1888	691.2755	276.5102	138.2551
16.746	DCBP SURR	93.9726	1235621.35	234.9316	93.9726	37.5891	18.7945
		6861.8844	8552606.15				

7D
PCB CALIBRATION VERIFICATION SUMMARY
Primary

Lab Name: Phoenix Environmental Client: NETC

Lab Code: Phoenix Case No.: SAS No.: SDG No.: GCE67556

GC Col A: RTX-440 ID: 0.53 (mm) Init. Calib. Date(s): 11/25/19 11/25/19

EPA Sample No.(PIBLK): hex Date Analyzed: 11/27/19

LAB Sample ID (PIBLK): hex - N27A017 Time Analyzed: 13:51

EPA Sample No.(PEM): Date Analyzed:

LAB Sample ID (PEM): Time Analyzed:

Instrument: ECD1 File: N27A017

COMPOUND	RT	RT WINDOW FROM	RT WINDOW TO	CALC AMOUNT ppb	NOM AMOUNT ppb	% D		CF
Aroclor 1016-1		5.84	5.94	33U				
Aroclor 1016-2		6.98	7.08	33U				
Aroclor 1016-3		7.95	8.05	33U				
Aroclor 1016-4		8.25	8.35	33U				
Aroclor 1016-5		8.63	8.73	33U				
Aroclor 1260-1		11.02	11.16	33U				
Aroclor 1260-2		12.31	12.45	33U				
Aroclor 1260-3		12.42	12.56	33U				
Aroclor 1260-4		12.72	12.86	33U				
Aroclor 1260-5		12.86	13.00	33U				

QC LIMITS:
%D must be less than or equal to 20% (*) Criteria exceeded. CF=Calibration/Response Factor
Both channels need to have the compound detected for a concentration to be reported on either channel.

FORM VII PCB

7D
PCB CALIBRATION VERIFICATION SUMMARY
Confirmation

Lab Name: Phoenix Environmental Client: NETC

Lab Code: Phoenix Case No.: SAS No.: SDG No.: GCE67556

GC Col B: RXI-35SI ID: 0.32 (mm) Init. Calib. Date(s): 11/25/19 11/25/19

EPA Sample No.(PIBLK): hex Date Analyzed: 11/27/19

LAB Sample ID (PIBLK): hex - N27B017 Time Analyzed: 13:51

EPA Sample No.(PEM): Date Analyzed:

LAB Sample ID (PEM): Time Analyzed:

Instrument: ECD1 File: N27B017

COMPOUND	RT	RT WINDOW FROM	RT WINDOW TO	CALC AMOUNT ppb	NOM AMOUNT ppb	% D		CF
Aroclor 1016-1		6.32	6.42	33U				
Aroclor 1016-2		7.14	7.24	33U				
Aroclor 1016-3		8.10	8.20	33U				
Aroclor 1016-4		8.58	8.68	33U				
Aroclor 1016-5		9.24	9.34	33U				
Aroclor 1260-1		11.56	11.70	33U				
Aroclor 1260-2		11.94	12.08	33U				
Aroclor 1260-3		12.73	12.87	33U				
Aroclor 1260-4		13.30	13.44	33U				
Aroclor 1260-5		13.48	13.62	33U				

QC LIMITS:
%D must be less than or equal to 20% (*) Criteria exceeded. CF=Calibration/Response Factor
Both channels need to have the compound detected for a concentration to be reported on either channel.

FORM VII PCB

Client Id: Continuing Blank

Software Version: 4.1<1L22>
Date: 11/30/2019 10:20 PM
Sample Name : hex
Data File : E:\TC2019\ECD1\11-NOV\N27A017.RAW Date: 11/27/2019 01:51 PM
Sequence File: E:\TC2019\ECD1\11-NOV\PCBSEQ.SEQ Cycle: 704 Channel : A
Instrument : AUTO_ECD1 Rack/Vial: 0/1 Operator:
Sample Amount : 1.0000 Dilution Factor : 1.00

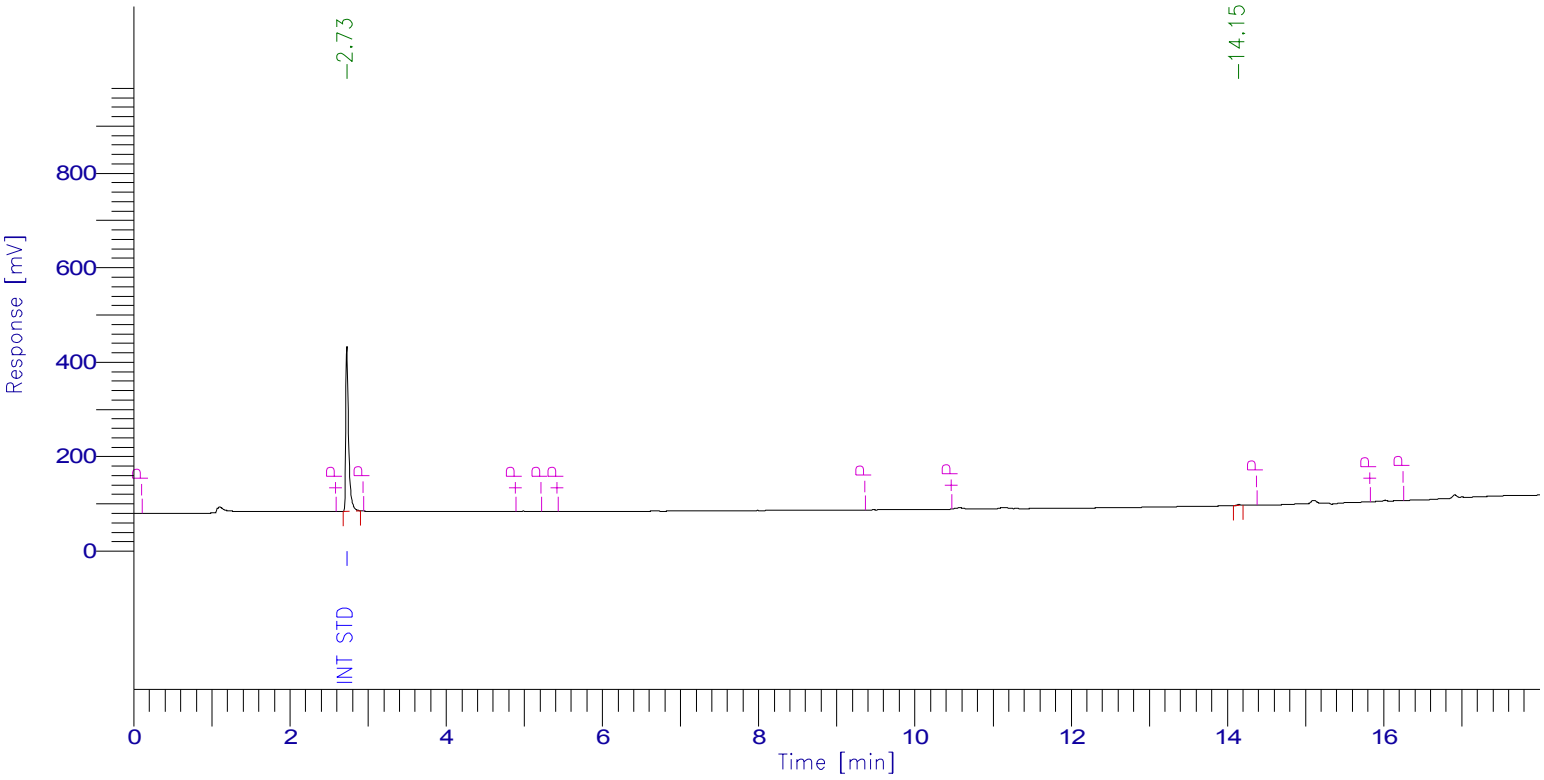

PCB Report

Time [min]	Component Name	Raw Amount	Area [µV·s]	Surrogate SM/WM	Surrogate QC / SL	Spike Rec Soils (%)	Spike Rec Water (%)
2.730	Int Std	100.0000	891250.62	250.0000	100.0000	40.0000	20.0000
5.005	TCMX SURR	0.0000	0.00	0.0000	0.0000	0.0000	0.0000
5.889	1016-1	0.0000	0.00	0.0000	0.0000	0.0000	0.0000
7.031	1016-2	0.0000	0.00	0.0000	0.0000	0.0000	0.0000
8.005	1016-3	0.0000	0.00	0.0000	0.0000	0.0000	0.0000
8.299	1016-4	0.0000	0.00	0.0000	0.0000	0.0000	0.0000
8.679	1016-5	0.0000	0.00	0.0000	0.0000	0.0000	0.0000
11.090	1260-1	0.0000	0.00	0.0000	0.0000	0.0000	0.0000
12.385	1260-2	0.0000	0.00	0.0000	0.0000	0.0000	0.0000
12.496	1260-3	0.0000	0.00	0.0000	0.0000	0.0000	0.0000
12.791	1260-4	0.0000	0.00	0.0000	0.0000	0.0000	0.0000
12.935	1260-5	0.0000	0.00	0.0000	0.0000	0.0000	0.0000
16.055	DCBP SURR	0.0000	0.00	0.0000	0.0000	0.0000	0.0000
		100.0000	891250.62				

Client Id: Continuing Blank

Software Version: 4.1<1L22>
Date: 11/30/2019 10:23 PM
Sample Name : hex
Data File : E:\TC2019\ECD1\11-NOV\N27B017.RAW Date: 11/27/2019 01:51 PM
Sequence File: E:\TC2019\ECD1\11-NOV\PCBSEQ.SEQ Cycle: 704 Channel : B
Instrument : AUTO_ECD1 Rack/Vial: 0/1 Operator:
Sample Amount : 1.0000 Dilution Factor : 1.00

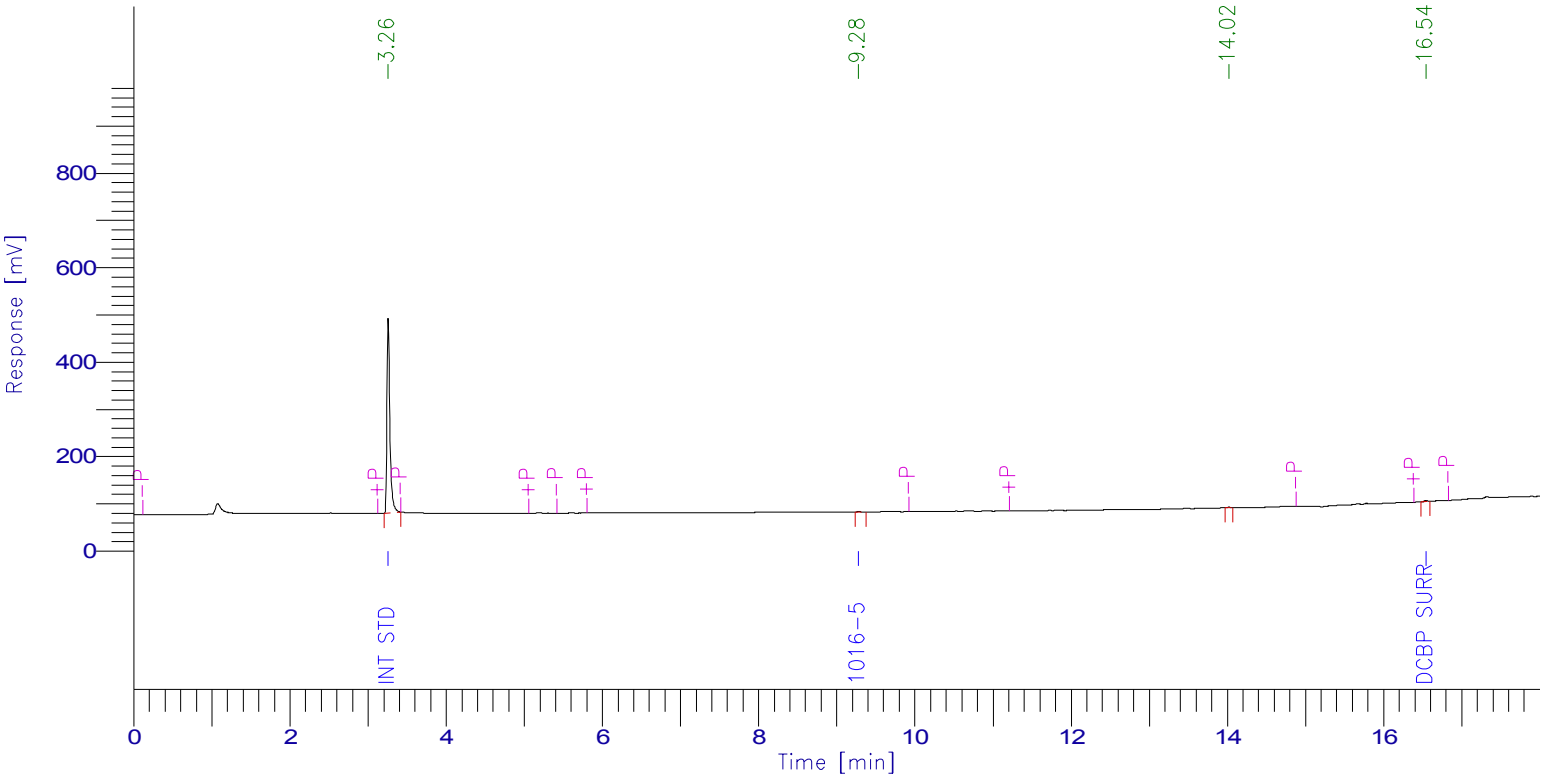

PCB Report

Time [min]	Component Name	Raw Amount	Area [µV·s]	Surrogate SM/WM	Surrogate QC / SL	Spike Rec Soils (%)	Spike Rec Water (%)
3.258	Int Std	100.0000	1096227.93	250.0000	100.0000	40.0000	20.0000
5.183	TCMX SURR	0.0000	0.00	0.0000	0.0000	0.0000	0.0000
6.367	1016-1	0.0000	0.00	0.0000	0.0000	0.0000	0.0000
7.195	1016-2	0.0000	0.00	0.0000	0.0000	0.0000	0.0000
8.156	1016-3	0.0000	0.00	0.0000	0.0000	0.0000	0.0000
8.626	1016-4	0.0000	0.00	0.0000	0.0000	0.0000	0.0000
9.279	1016-5	6.8086	3141.71	17.0215	6.8086	2.7234	1.3617
11.639	1260-1	0.0000	0.00	0.0000	0.0000	0.0000	0.0000
12.016	1260-2	0.0000	0.00	0.0000	0.0000	0.0000	0.0000
12.809	1260-3	0.0000	0.00	0.0000	0.0000	0.0000	0.0000
13.373	1260-4	0.0000	0.00	0.0000	0.0000	0.0000	0.0000
13.558	1260-5	0.0000	0.00	0.0000	0.0000	0.0000	0.0000
16.542	DCBP SURR	0.4492	6014.82	1.1230	0.4492	0.1797	0.0898
		107.2578	1105384.46				

7D
PCB CALIBRATION VERIFICATION SUMMARY
Primary

Lab Name: Phoenix Environmental Client: NETC

Lab Code: Phoenix Case No.: SAS No.: SDG No.: GCE67556

GC Col A: RTX-440 ID: 0.53 (mm) Init. Calib. Date(s): 11/25/19 11/25/19

EPA Sample No.(PIBLK): Date Analyzed:

LAB Sample ID (PIBLK): Time Analyzed:

EPA Sample No.(PEM): mix 600;54n Date Analyzed: 11/27/19

LAB Sample ID (PEM): mix 600;54n - N27A019 Time Analyzed: 14:35

Instrument: ECD1 File: N27A019

COMPOUND	RT	RT WINDOW FROM	RT WINDOW TO	RAW AMOUNT ppb	NOM AMOUNT ppb	% D		CF
Aroclor 1016-1	5.88	5.84	5.94	615	600	3		0.039
Aroclor 1016-2	7.02	6.98	7.08	620	600	3		0.051
Aroclor 1016-3	7.99	7.95	8.05	698	600	16		0.041
Aroclor 1016-4	8.28	8.25	8.35	699	600	17		0.035
Aroclor 1016-5	8.66	8.63	8.73	705	600	18		0.039
Aroclor 1260-1	11.06	11.02	11.16	668	600	11		0.081
Aroclor 1260-2	12.34	12.31	12.45	654	600	9		0.071
Aroclor 1260-3	12.45	12.42	12.56	636	600	6		0.038
Aroclor 1260-4	12.75	12.72	12.86	624	600	4		0.074
Aroclor 1260-5	12.89	12.86	13.00	712	600	19		0.032
Decachlorobiphenyl	16.02	15.95	16.15	80	80	0		1.337
Tetrachloro-m-xylene	5.00	4.95	5.05	77	80	4		1.708

QC LIMITS:
%D must be less than or equal to 20% (*) Criteria exceeded. CF=Calibration/Response Factor

FORM VII PCB

7D
PCB CALIBRATION VERIFICATION SUMMARY
Confirmation

Lab Name: Phoenix Environmental Client: NETC

Lab Code: Phoenix Case No.: SAS No.: SDG No.: GCE67556

GC Col B: RXI-35SI ID: 0.32 (mm) Init. Calib. Date(s): 11/25/19 11/25/19

EPA Sample No.(PIBLK): Date Analyzed:

LAB Sample ID (PIBLK): Time Analyzed:

EPA Sample No.(PEM): mix 600;54n Date Analyzed: 11/27/19

LAB Sample ID (PEM): mix 600;54n - N27B019 Time Analyzed: 14:35

Instrument: ECD1 File: N27B019

COMPOUND	RT	RT WINDOW FROM	RT WINDOW TO	RAW AMOUNT ppb	NOM AMOUNT ppb	% D		CF
Aroclor 1016-1	6.35	6.32	6.42	611	600	2		0.040
Aroclor 1016-2	7.18	7.14	7.24	580	600	3		0.081
Aroclor 1016-3	8.14	8.10	8.20	637	600	6		0.133
Aroclor 1016-4	8.61	8.58	8.68	802	600	34	*	0.027
Aroclor 1016-5	9.27	9.24	9.34	692	600	15		0.042
Aroclor 1260-1	11.60	11.56	11.70	624	600	4		0.080
Aroclor 1260-2	11.96	11.94	12.08	648	600	8		0.095
Aroclor 1260-3	12.77	12.73	12.87	552	600	8		0.087
Aroclor 1260-4	13.33	13.30	13.44	650	600	8		0.076
Aroclor 1260-5	13.52	13.48	13.62	696	600	16		0.038
Decachlorobiphenyl	16.55	16.48	16.68	82	80	3		1.222
Tetrachloro-m-xylene	5.17	5.13	5.23	71	80	11		1.645

QC LIMITS:
%D must be less than or equal to 20% (*) Criteria exceeded. CF=Calibration/Response Factor

FORM VII PCB

Client Id: Continuing Calibration

Software Version: 4.1<1L22>
Date: 12/2/2019 09:35 AM
Sample Name : mix 600;54n
Data File : E:\TC2019\ECD1\11-NOV\N27A019.RAW Date: 11/27/2019 02:35 PM
Sequence File: E:\TC2019\ECD1\11-NOV\PCBSEQ.SEQ Cycle: 706 Channel : A
Instrument : AUTO_ECD1 Rack/Vial: 0/16 Operator:
Sample Amount : 1.0000 Dilution Factor : 1.00

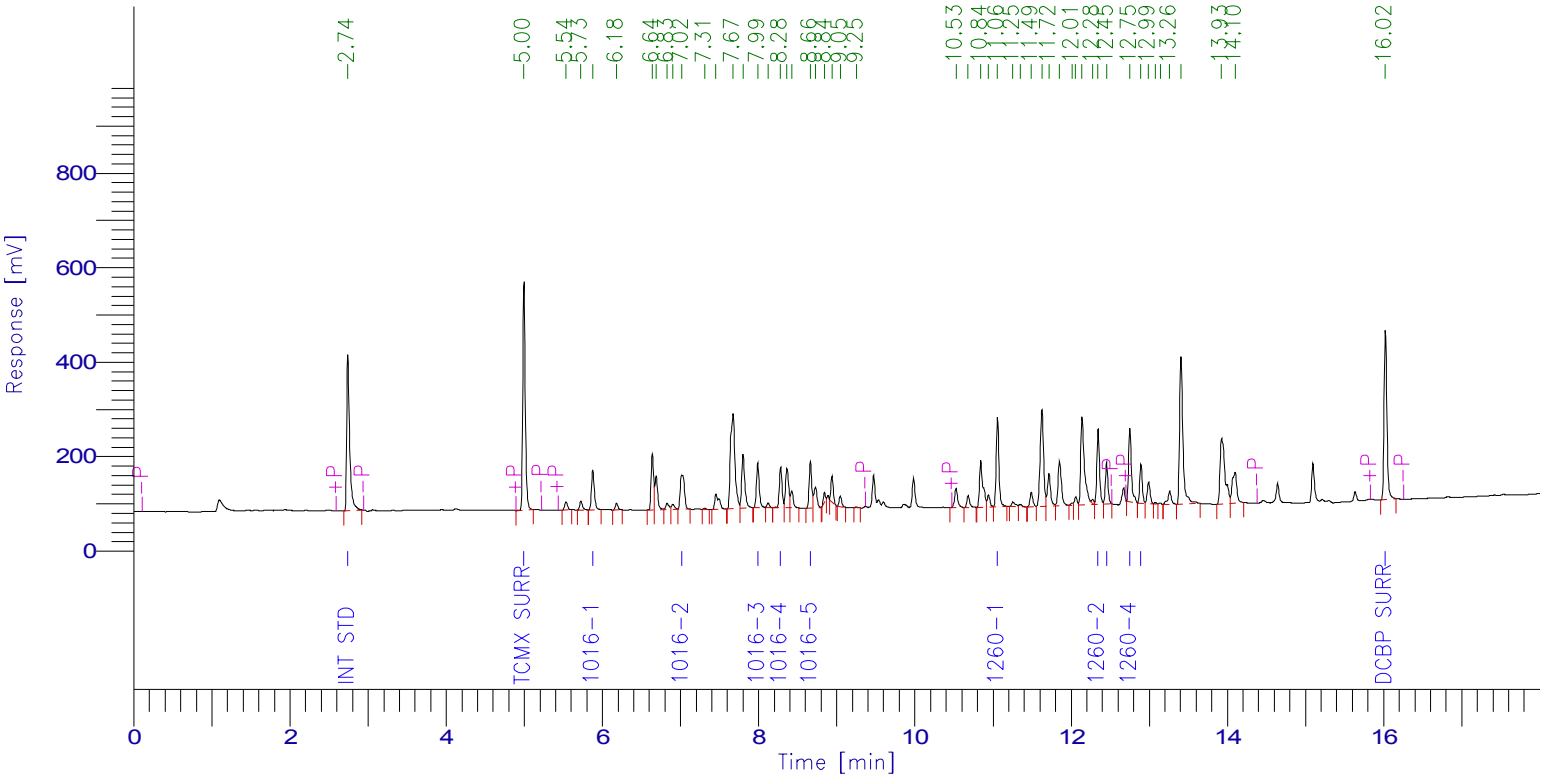

PCB Report

Time [min]	Component Name	Raw Amount	Area [µV·s]	Surrogate SM/WM	Surrogate QC / SL	Spike Rec Soils (%)	Spike Rec Water (%)
2.742	Int Std	100.0000	849873.24	250.0000	100.0000	40.0000	20.0000
4.996	TCMX SURR	77.2208	1120762.17	193.0520	77.2208	30.8883	15.4442
5.877	1016-1	614.8508	205894.90	1537.1270	614.8508	245.9403	122.9702
7.015	1016-2	619.6046	266726.78	1549.0114	619.6046	247.8418	123.9209
7.989	1016-3	698.1626	241884.66	1745.4064	698.1626	279.2650	139.6325
8.282	1016-4	699.1870	207280.81	1747.9674	699.1870	279.6748	139.8374
8.661	1016-5	704.9502	236308.07	1762.3754	704.9502	281.9801	140.9900
11.056	1260-1	668.0433	461012.57	1670.1083	668.0433	267.2173	133.6087
12.344	1260-2	653.7242	393389.41	1634.3106	653.7242	261.4897	130.7448
12.453	1260-3	636.4398	204981.19	1591.0995	636.4398	254.5759	127.2880
12.750	1260-4	624.3063	390292.47	1560.7659	624.3063	249.7225	124.8613
12.892	1260-5	711.6287	192348.55	1779.0718	711.6287	284.6515	142.3257
16.022	DCBP SURR	79.9157	908093.00	199.7893	79.9157	31.9663	15.9831
		6888.0340	5678847.83				

Client Id: Continuing Calibration

Software Version: 4.1<1L22>
Date: 11/30/2019 10:23 PM
Sample Name : mix 600;54n
Data File : E:\TC2019\ECD1\11-NOV\N27B019.RAW Date: 11/27/2019 02:35 PM
Sequence File: E:\TC2019\ECD1\11-NOV\PCBSEQ.SEQ Cycle: 706 Channel : B
Instrument : AUTO_ECD1 Rack/Vial: 0/16 Operator:
Sample Amount : 1.0000 Dilution Factor : 1.00

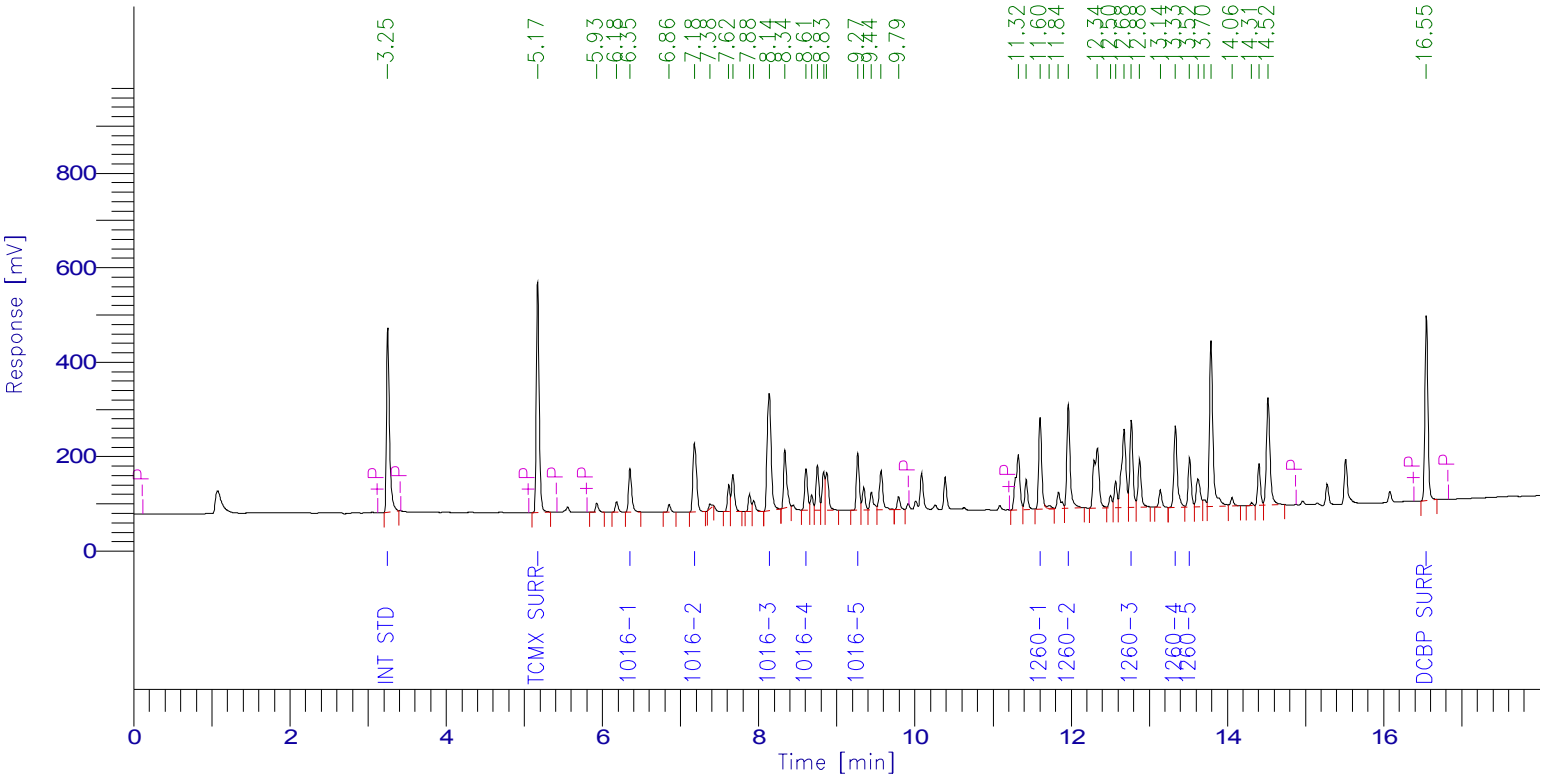

PCB Report

Time [min]	Component Name	Raw Amount	Area [µV·s]	Surrogate SM/WM	Surrogate QC / SL	Spike Rec Soils (%)	Spike Rec Water (%)
3.252	Int Std	100.0000	1039475.49	250.0000	100.0000	40.0000	20.0000
5.171	TCMX SURR	70.7673	1210137.77	176.9183	70.7673	28.3069	14.1535
6.352	1016-1	610.9836	255608.44	1527.4590	610.9836	244.3934	122.1967
7.177	1016-2	579.9208	490493.33	1449.8020	579.9208	231.9683	115.9842
8.136	1016-3	636.9669	879935.59	1592.4172	636.9669	254.7868	127.3934
8.606	1016-4	801.8894	225608.69	2004.7235	801.8894	320.7558	160.3779
9.269	1016-5	692.2766	302901.18	1730.6915	692.2766	276.9106	138.4553
11.601	1260-1	623.6267	517459.98	1559.0668	623.6267	249.4507	124.7253
11.962	1260-2	648.0353	639899.73	1620.0882	648.0353	259.2141	129.6071
12.769	1260-3	552.4032	501478.41	1381.0080	552.4032	220.9613	110.4806
13.333	1260-4	649.6206	513647.65	1624.0514	649.6206	259.8482	129.9241
13.516	1260-5	695.9618	276661.54	1739.9045	695.9618	278.3847	139.1924
16.545	DCBP SURR	81.5001	1034838.38	203.7502	81.5001	32.6000	16.3000
		6743.9522	7888146.18				

7D
PCB CALIBRATION VERIFICATION SUMMARY
Primary

Lab Name: Phoenix Environmental Client: NETC

Lab Code: Phoenix Case No.: SAS No.: SDG No.: GCE67556

GC Col A: RTX-440 ID: 0.53 (mm) Init. Calib. Date(s): 11/25/19 11/25/19

EPA Sample No.(PIBLK): hex Date Analyzed: 11/27/19

LAB Sample ID (PIBLK): hex - N27A030 Time Analyzed: 18:40

EPA Sample No.(PEM): Date Analyzed:

LAB Sample ID (PEM): Time Analyzed:

Instrument: ECD1 File: N27A030

COMPOUND	RT	RT WINDOW FROM	RT WINDOW TO	CALC AMOUNT ppb	NOM AMOUNT ppb	% D		CF
Aroclor 1016-1		5.84	5.94	33U				
Aroclor 1016-2		6.98	7.08	33U				
Aroclor 1016-3		7.95	8.05	33U				
Aroclor 1016-4		8.25	8.35	33U				
Aroclor 1016-5		8.63	8.73	33U				
Aroclor 1260-1		11.02	11.16	33U				
Aroclor 1260-2		12.31	12.45	33U				
Aroclor 1260-3		12.42	12.56	33U				
Aroclor 1260-4		12.72	12.86	33U				
Aroclor 1260-5		12.86	13.00	33U				

QC LIMITS:
%D must be less than or equal to 20% (*) Criteria exceeded. CF=Calibration/Response Factor
Both channels need to have the compound detected for a concentration to be reported on either channel.

FORM VII PCB

7D
PCB CALIBRATION VERIFICATION SUMMARY
Confirmation

Lab Name: Phoenix Environmental Client: NETC

Lab Code: Phoenix Case No.: SAS No.: SDG No.: GCE67556

GC Col B: RXI-35SI ID: 0.32 (mm) Init. Calib. Date(s): 11/25/19 11/25/19

EPA Sample No.(PIBLK): hex Date Analyzed: 11/27/19

LAB Sample ID (PIBLK): hex - N27B030 Time Analyzed: 18:40

EPA Sample No.(PEM): Date Analyzed:

LAB Sample ID (PEM): Time Analyzed:

Instrument: ECD1 File: N27B030

COMPOUND	RT	RT WINDOW FROM	RT WINDOW TO	CALC AMOUNT ppb	NOM AMOUNT ppb	% D		CF
Aroclor 1016-1		6.32	6.42	33U				
Aroclor 1016-2		7.14	7.24	33U				
Aroclor 1016-3		8.10	8.20	33U				
Aroclor 1016-4		8.58	8.68	33U				
Aroclor 1016-5		9.24	9.34	33U				
Aroclor 1260-1		11.56	11.70	33U				
Aroclor 1260-2		11.94	12.08	33U				
Aroclor 1260-3		12.73	12.87	33U				
Aroclor 1260-4		13.30	13.44	33U				
Aroclor 1260-5		13.48	13.62	33U				

QC LIMITS:
%D must be less than or equal to 20% (*) Criteria exceeded. CF=Calibration/Response Factor
Both channels need to have the compound detected for a concentration to be reported on either channel.

FORM VII PCB

Client Id: Continuing Blank

Software Version: 4.1<1L22>
Date: 11/30/2019 10:21 PM
Sample Name : hex
Data File : E:\TC2019\ECD1\11-NOV\N27A030.RAW Date: 11/27/2019 06:40 PM
Sequence File: E:\TC2019\ECD1\11-NOV\PCBSEQ.SEQ Cycle: 717 Channel : A
Instrument : AUTO_ECD1 Rack/Vial: 0/1 Operator:
Sample Amount : 1.0000 Dilution Factor : 1.00

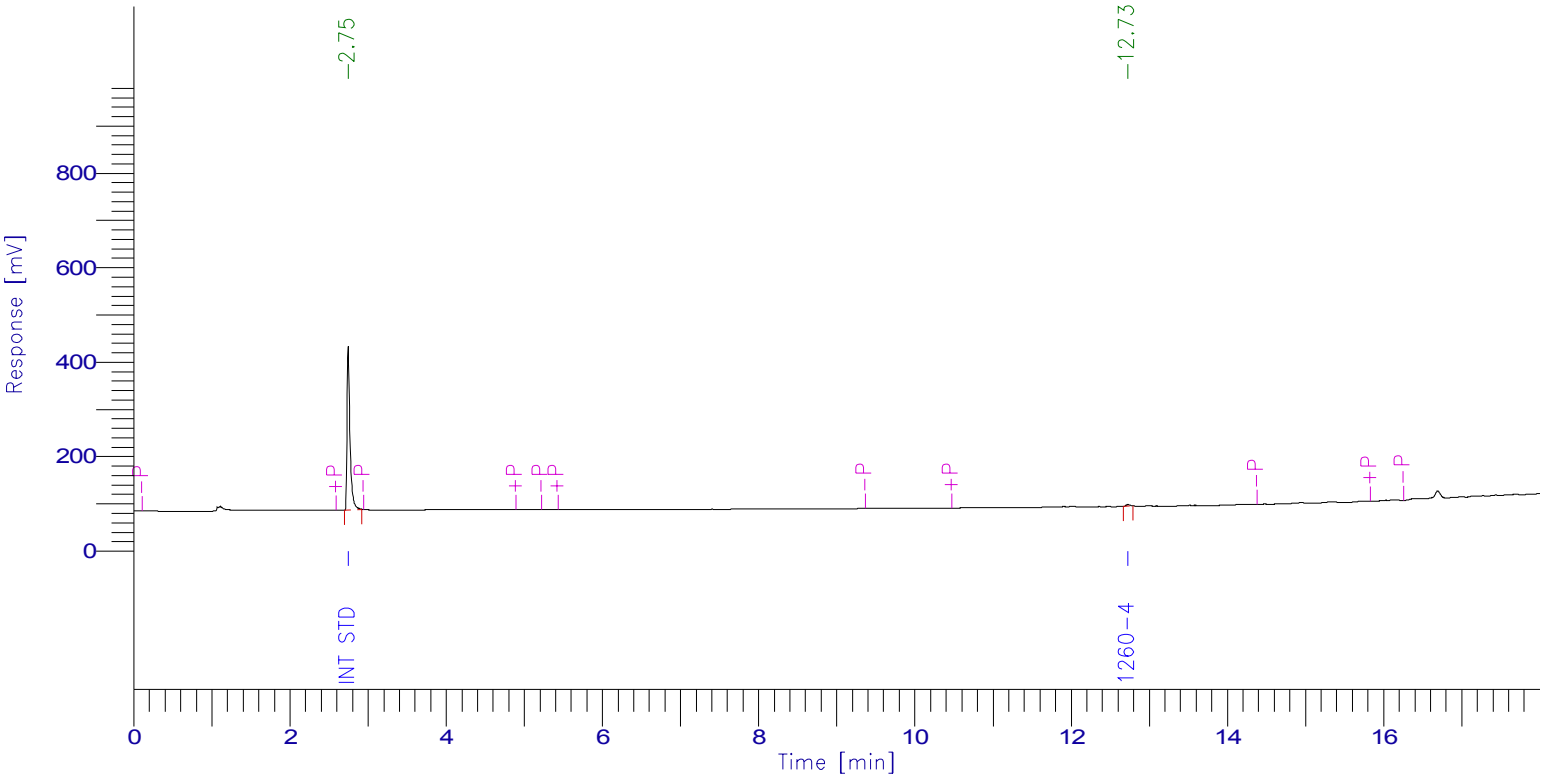

PCB Report

Time [min]	Component Name	Raw Amount	Area [µV·s]	Surrogate SM/WM	Surrogate QC / SL	Spike Rec Soils (%)	Spike Rec Water (%)
2.747	Int Std	100.0000	892818.55	250.0000	100.0000	40.0000	20.0000
5.005	TCMX SURR	0.0000	0.00	0.0000	0.0000	0.0000	0.0000
5.889	1016-1	0.0000	0.00	0.0000	0.0000	0.0000	0.0000
7.031	1016-2	0.0000	0.00	0.0000	0.0000	0.0000	0.0000
8.005	1016-3	0.0000	0.00	0.0000	0.0000	0.0000	0.0000
8.299	1016-4	0.0000	0.00	0.0000	0.0000	0.0000	0.0000
8.679	1016-5	0.0000	0.00	0.0000	0.0000	0.0000	0.0000
11.090	1260-1	0.0000	0.00	0.0000	0.0000	0.0000	0.0000
12.385	1260-2	0.0000	0.00	0.0000	0.0000	0.0000	0.0000
12.496	1260-3	0.0000	0.00	0.0000	0.0000	0.0000	0.0000
12.728	1260-4	17.7203	11637.84	44.3007	17.7203	7.0881	3.5441
12.935	1260-5	0.0000	0.00	0.0000	0.0000	0.0000	0.0000
16.055	DCBP SURR	0.0000	0.00	0.0000	0.0000	0.0000	0.0000
		117.7203	904456.39				

Client Id: Continuing Blank

Software Version: 4.1<1L22>
Date: 11/30/2019 10:24 PM
Sample Name : hex
Data File : E:\TC2019\ECD1\11-NOV\N27B030.RAW Date: 11/27/2019 06:40 PM
Sequence File: E:\TC2019\ECD1\11-NOV\PCBSEQ.SEQ Cycle: 717 Channel : B
Instrument : AUTO_ECD1 Rack/Vial: 0/1 Operator:
Sample Amount : 1.0000 Dilution Factor : 1.00

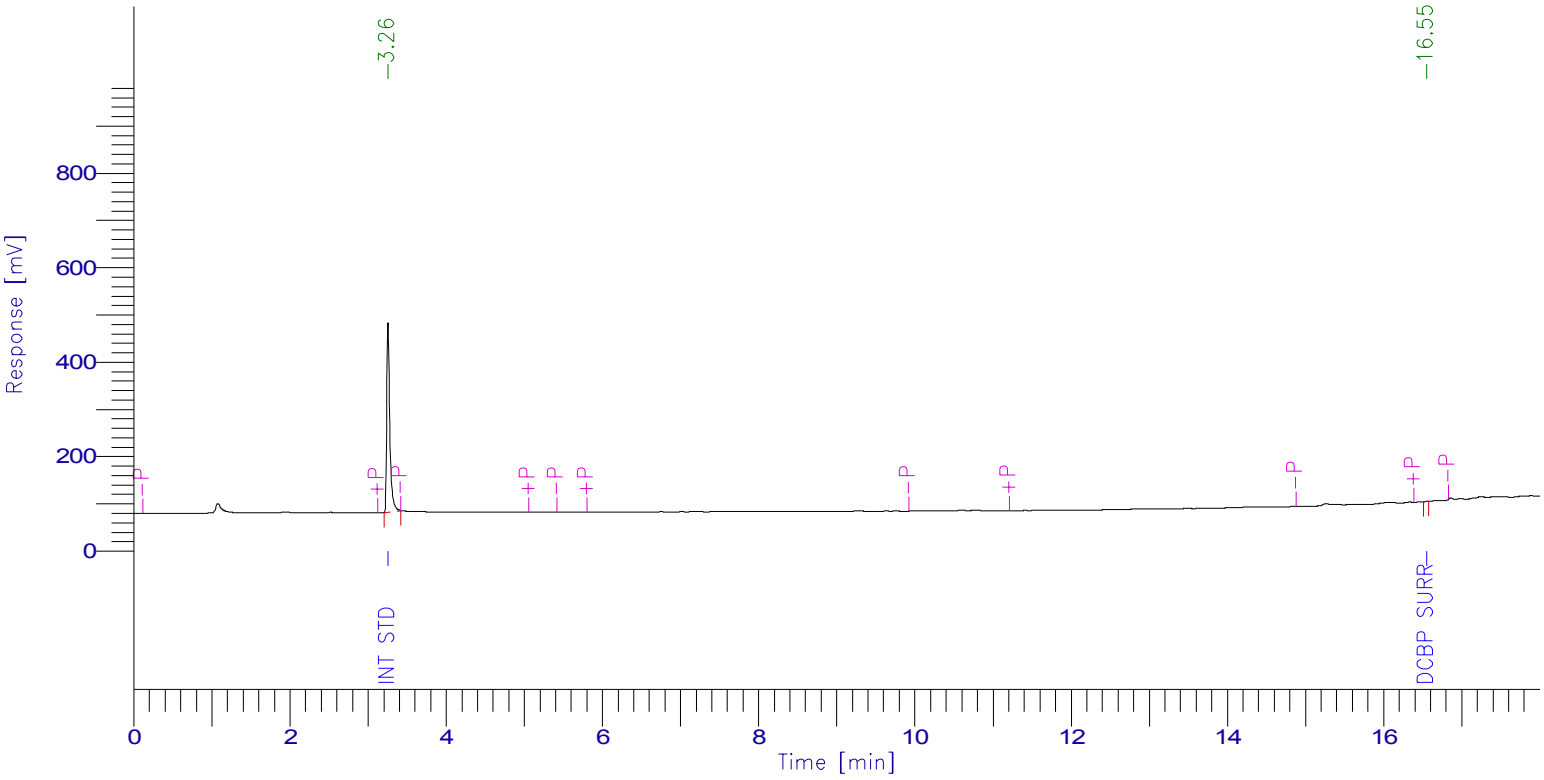

PCB Report

Time [min]	Component Name	Raw Amount	Area [µV·s]	Surrogate SM/WM	Surrogate QC / SL	Spike Rec Soils (%)	Spike Rec Water (%)
3.255	Int Std	100.0000	1106484.69	250.0000	100.0000	40.0000	20.0000
5.183	TCMX SURR	0.0000	0.00	0.0000	0.0000	0.0000	0.0000
6.367	1016-1	0.0000	0.00	0.0000	0.0000	0.0000	0.0000
7.195	1016-2	0.0000	0.00	0.0000	0.0000	0.0000	0.0000
8.156	1016-3	0.0000	0.00	0.0000	0.0000	0.0000	0.0000
8.626	1016-4	0.0000	0.00	0.0000	0.0000	0.0000	0.0000
9.291	1016-5	0.0000	0.00	0.0000	0.0000	0.0000	0.0000
11.639	1260-1	0.0000	0.00	0.0000	0.0000	0.0000	0.0000
12.016	1260-2	0.0000	0.00	0.0000	0.0000	0.0000	0.0000
12.809	1260-3	0.0000	0.00	0.0000	0.0000	0.0000	0.0000
13.373	1260-4	0.0000	0.00	0.0000	0.0000	0.0000	0.0000
13.558	1260-5	0.0000	0.00	0.0000	0.0000	0.0000	0.0000
16.550	DCBP SURR	0.1534	2073.54	0.3835	0.1534	0.0614	0.0307
		100.1534	1108558.22				

7D
PCB CALIBRATION VERIFICATION SUMMARY
Primary

Lab Name: Phoenix Environmental Client: NETC

Lab Code: Phoenix Case No.: SAS No.: SDG No.: GCE67556

GC Col A: RTX-440 ID: 0.53 (mm) Init. Calib. Date(s): 11/25/19 11/25/19

EPA Sample No.(PIBLK): Date Analyzed:

LAB Sample ID (PIBLK): Time Analyzed:

EPA Sample No.(PEM): mix 600;54n Date Analyzed: 11/27/19

LAB Sample ID (PEM): mix 600;54n - N27A032 Time Analyzed: 19:25

Instrument: ECD1 File: N27A032

COMPOUND	RT	RT WINDOW FROM	RT WINDOW TO	RAW AMOUNT ppb	NOM AMOUNT ppb	% D		CF
Aroclor 1016-1	5.88	5.84	5.94	619	600	3		0.039
Aroclor 1016-2	7.02	6.98	7.08	625	600	4		0.051
Aroclor 1016-3	8.00	7.95	8.05	709	600	18		0.041
Aroclor 1016-4	8.29	8.25	8.35	703	600	17		0.035
Aroclor 1016-5	8.67	8.63	8.73	723	600	21	*	0.039
Aroclor 1260-1	11.07	11.02	11.16	669	600	12		0.081
Aroclor 1260-2	12.36	12.31	12.45	628	600	5		0.071
Aroclor 1260-3	12.46	12.42	12.56	601	600	0		0.038
Aroclor 1260-4	12.76	12.72	12.86	627	600	5		0.074
Aroclor 1260-5	12.90	12.86	13.00	713	600	19		0.032
Decachlorobiphenyl	16.03	15.95	16.15	77	80	4		1.337
Tetrachloro-m-xylene	5.00	4.95	5.05	78	80	3		1.708

QC LIMITS:
%D must be less than or equal to 20% (*) Criteria exceeded. CF=Calibration/Response Factor

FORM VII PCB

7D
PCB CALIBRATION VERIFICATION SUMMARY
Confirmation

Lab Name: Phoenix Environmental Client: NETC

Lab Code: Phoenix Case No.: SAS No.: SDG No.: GCE67556

GC Col B: RXI-35SI ID: 0.32 (mm) Init. Calib. Date(s): 11/25/19 11/25/19

EPA Sample No.(PIBLK): Date Analyzed:

LAB Sample ID (PIBLK): Time Analyzed:

EPA Sample No.(PEM): mix 600;54n Date Analyzed: 11/27/19

LAB Sample ID (PEM): mix 600;54n - N27B032 Time Analyzed: 19:25

Instrument: ECD1 File: N27B032

COMPOUND	RT	RT WINDOW FROM	RT WINDOW TO	RAW AMOUNT ppb	NOM AMOUNT ppb	% D		CF
Aroclor 1016-1	6.36	6.32	6.42	607	600	1		0.040
Aroclor 1016-2	7.18	7.14	7.24	587	600	2		0.081
Aroclor 1016-3	8.14	8.10	8.20	661	600	10		0.133
Aroclor 1016-4	8.61	8.58	8.68	809	600	35	*	0.027
Aroclor 1016-5	9.28	9.24	9.34	706	600	18		0.042
Aroclor 1260-1	11.61	11.56	11.70	628	600	5		0.080
Aroclor 1260-2	11.97	11.94	12.08	651	600	9		0.095
Aroclor 1260-3	12.78	12.73	12.87	557	600	7		0.087
Aroclor 1260-4	13.34	13.30	13.44	634	600	6		0.076
Aroclor 1260-5	13.52	13.48	13.62	635	600	6		0.038
Decachlorobiphenyl	16.55	16.48	16.68	80	80	0		1.222
Tetrachloro-m-xylene	5.18	5.13	5.23	71	80	11		1.645

QC LIMITS:
%D must be less than or equal to 20% (*) Criteria exceeded. CF=Calibration/Response Factor

FORM VII PCB

Client Id: Continuing Calibration

Software Version: 4.1<1L22>
Date: 12/2/2019 09:36 AM
Sample Name : mix 600;54n
Data File : E:\TC2019\ECD1\11-NOV\N27A032.RAW Date: 11/27/2019 07:25 PM
Sequence File: E:\TC2019\ECD1\11-NOV\PCBSEQ.SEQ Cycle: 719 Channel : A
Instrument : AUTO_ECD1 Rack/Vial: 0/27 Operator:
Sample Amount : 1.0000 Dilution Factor : 1.00

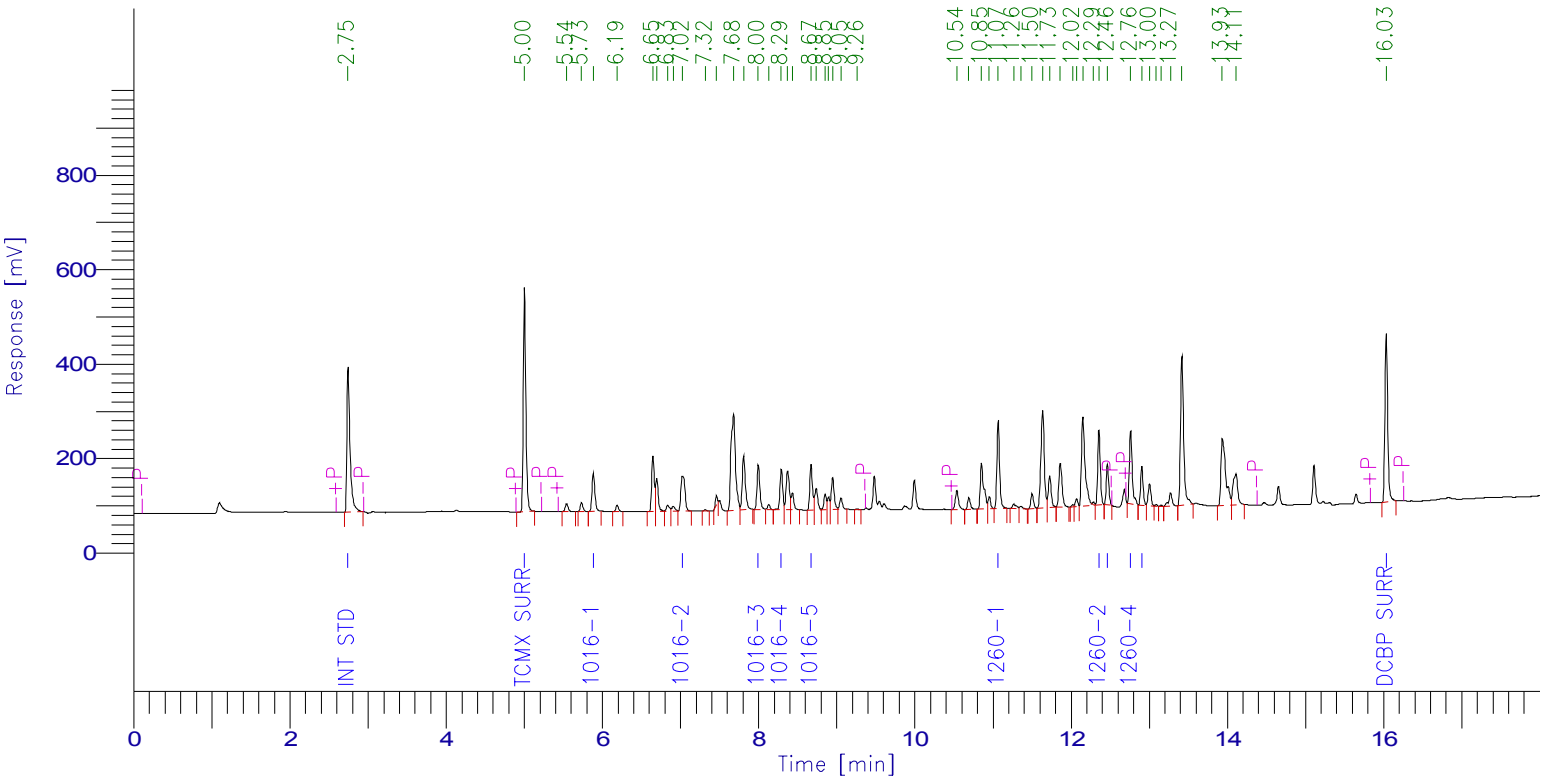

PCB Report

Time [min]	Component Name	Raw Amount	Area [µV·s]	Surrogate SM/WM	Surrogate QC / SL	Spike Rec Soils (%)	Spike Rec Water (%)
2.745	Int Std	100.0000	846006.08	250.0000	100.0000	40.0000	20.0000
5.003	TCMX SURR	77.5317	1120154.06	193.8292	77.5317	31.0127	15.5063
5.884	1016-1	618.5292	206184.20	1546.3230	618.5292	247.4117	123.7058
7.024	1016-2	625.3442	267972.63	1563.3604	625.3442	250.1377	125.0688
7.996	1016-3	709.4650	244682.04	1773.6625	709.4650	283.7860	141.8930
8.290	1016-4	703.1614	207510.53	1757.9036	703.1614	281.2646	140.6323
8.670	1016-5	723.2608	241342.83	1808.1521	723.2608	289.3043	144.6522
11.065	1260-1	668.9010	459504.00	1672.2524	668.9010	267.5604	133.7802
12.355	1260-2	628.4129	376437.15	1571.0322	628.4129	251.3651	125.6826
12.463	1260-3	601.3417	192795.70	1503.3543	601.3417	240.5367	120.2683
12.760	1260-4	627.0935	390251.03	1567.7338	627.0935	250.8374	125.4187
12.903	1260-5	712.7840	191784.17	1781.9601	712.7840	285.1136	142.5568
16.033	DCBP SURR	77.2303	873584.78	193.0757	77.2303	30.8921	15.4461
		6873.0557	5618209.21				

Client Id: Continuing Calibration

Software Version: 4.1<1L22>
Date: 12/2/2019 09:37 AM
Sample Name : mix 600;54n
Data File : E:\TC2019\ECD1\11-NOV\N27B032.RAW Date: 11/27/2019 07:25 PM
Sequence File: E:\TC2019\ECD1\11-NOV\PCBSEQ.SEQ Cycle: 719 Channel : B
Instrument : AUTO_ECD1 Rack/Vial: 0/27 Operator:
Sample Amount : 1.0000 Dilution Factor : 1.00

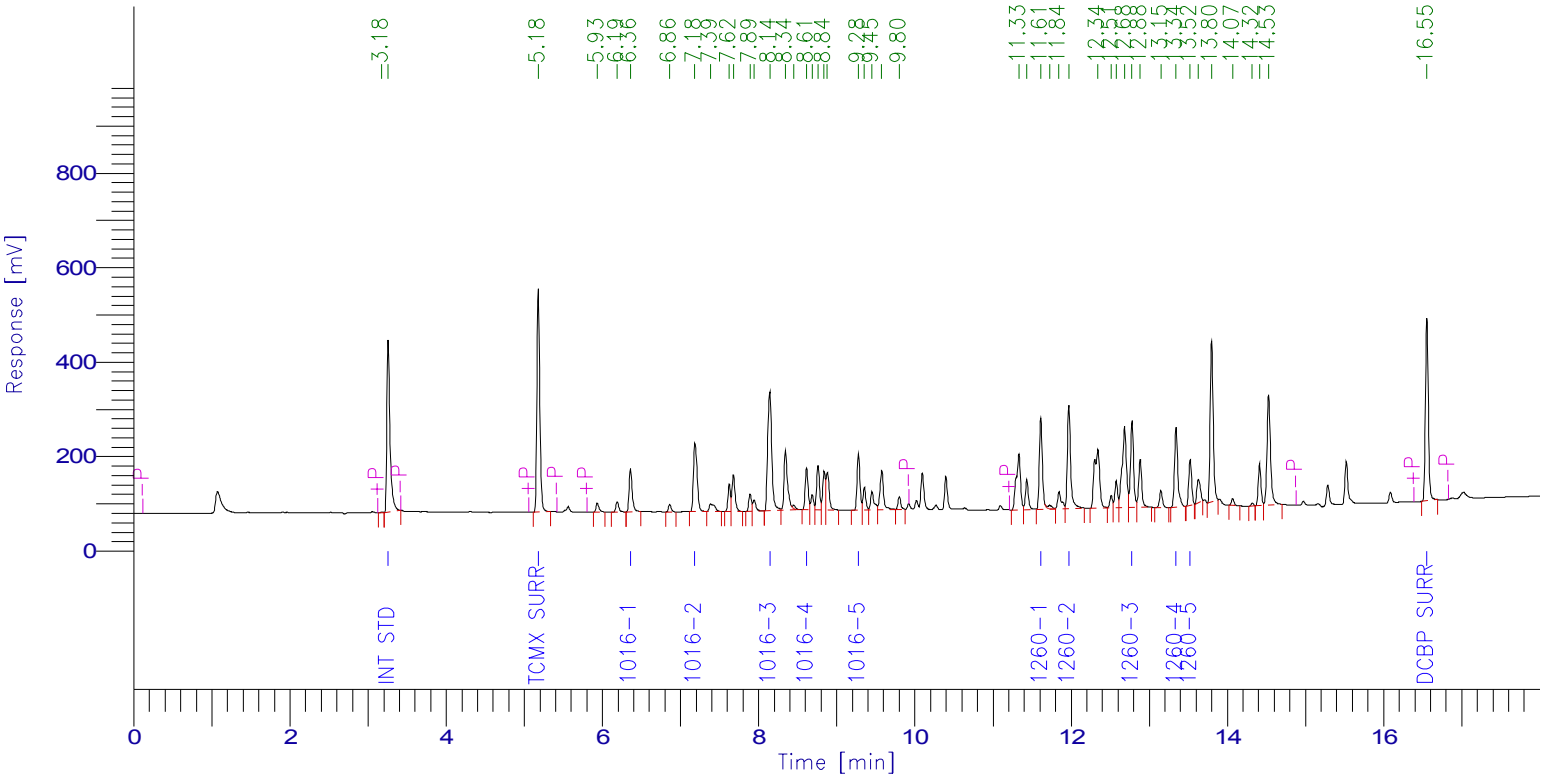

PCB Report

Time [min]	Component Name	Raw Amount	Area [µV·s]	Surrogate SM/WM	Surrogate QC / SL	Spike Rec Soils (%)	Spike Rec Water (%)
3.256	Int Std	100.0000	1030296.56	250.0000	100.0000	40.0000	20.0000
5.179	TCMX SURR	70.7348	1198900.48	176.8370	70.7348	28.2939	14.1470
6.358	1016-1	607.3027	251825.00	1518.2568	607.3027	242.9211	121.4605
7.184	1016-2	586.6035	491764.38	1466.5088	586.6035	234.6414	117.3207
8.143	1016-3	661.4387	905673.49	1653.5968	661.4387	264.5755	132.2877
8.613	1016-4	809.3020	225683.59	2023.2551	809.3020	323.7208	161.8604
9.278	1016-5	706.2354	306280.10	1765.5884	706.2354	282.4941	141.2471
11.610	1260-1	627.5985	516157.14	1568.9962	627.5985	251.0394	125.5197
11.969	1260-2	650.7781	636933.65	1626.9452	650.7781	260.3112	130.1556
12.778	1260-3	557.3053	501461.08	1393.2633	557.3053	222.9221	111.4611
13.341	1260-4	634.3475	497142.35	1585.8687	634.3475	253.7390	126.8695
13.523	1260-5	635.1457	250256.13	1587.8641	635.1457	254.0583	127.0291
16.551	DCBP SURR	80.0451	1007389.47	200.1128	80.0451	32.0181	16.0090
		6726.8373	7819763.44				

7D
PCB CALIBRATION VERIFICATION SUMMARY
Primary

Lab Name: Phoenix Environmental Client: NETC

Lab Code: Phoenix Case No.: SAS No.: SDG No.: GCE67556

GC Col A: RTX-440 ID: 0.53 (mm) Init. Calib. Date(s): 11/25/19 11/25/19

EPA Sample No.(PIBLK): hex Date Analyzed: 11/27/19

LAB Sample ID (PIBLK): hex - N27A002 Time Analyzed: 6:48

EPA Sample No.(PEM): Date Analyzed:

LAB Sample ID (PEM): Time Analyzed:

Instrument: ECD24 File: N27A002

COMPOUND	RT	RT WINDOW FROM	RT WINDOW TO	CALC AMOUNT ppb	NOM AMOUNT ppb	% D		CF
Aroclor 1016-1		5.43	5.53	33U				
Aroclor 1016-2		7.30	7.40	33U				
Aroclor 1016-3		7.49	7.59	33U				
Aroclor 1016-4		7.78	7.88	33U				
Aroclor 1016-5		8.15	8.25	33U				
Aroclor 1260-1		10.50	10.64	33U				
Aroclor 1260-2		11.28	11.42	33U				
Aroclor 1260-3		11.77	11.91	33U				
Aroclor 1260-4		11.88	12.02	33U				
Aroclor 1260-5		12.31	12.45	33U				

QC LIMITS:
%D must be less than or equal to 20% (*) Criteria exceeded. CF=Calibration/Response Factor
Both channels need to have the compound detected for a concentration to be reported on either channel.

FORM VII PCB

7D
PCB CALIBRATION VERIFICATION SUMMARY
Confirmation

Lab Name: Phoenix Environmental Client: NETC

Lab Code: Phoenix Case No.: SAS No.: SDG No.: GCE67556

GC Col B: RXI-35SI ID: 0.32 (mm) Init. Calib. Date(s): 11/25/19 11/25/19

EPA Sample No.(PIBLK): hex Date Analyzed: 11/27/19

LAB Sample ID (PIBLK): hex - N27B002 Time Analyzed: 6:48

EPA Sample No.(PEM): Date Analyzed:

LAB Sample ID (PEM): Time Analyzed:

Instrument: ECD24 File: N27B002

COMPOUND	RT	RT WINDOW FROM	RT WINDOW TO	CALC AMOUNT ppb	NOM AMOUNT ppb	% D		CF
Aroclor 1016-1		5.92	6.02	33U				
Aroclor 1016-2		6.72	6.82	33U				
Aroclor 1016-3		7.65	7.75	33U				
Aroclor 1016-4		8.10	8.20	33U				
Aroclor 1016-5		8.76	8.86	33U				
Aroclor 1260-1		11.02	11.16	33U				
Aroclor 1260-2		12.08	12.22	33U				
Aroclor 1260-3		12.17	12.31	33U				
Aroclor 1260-4		12.28	12.42	33U				
Aroclor 1260-5		12.73	12.87	33U				

QC LIMITS:
%D must be less than or equal to 20% (*) Criteria exceeded. CF=Calibration/Response Factor
Both channels need to have the compound detected for a concentration to be reported on either channel.

FORM VII PCB

Client Id: Continuing Blank

Software Version: 4.1<1L22>
Date: 11/27/2019 07:55 AM
Sample Name : hex
Data File : E:\TC2019\ECD24\11-NOV\N27A002.RAW Date: 11/27/2019 06:48 AM
Sequence File: E:\TC2019\ECD24\11-NOV\PCB2.SEQ Cycle: 823 Channel : A
Instrument : AUTO_ECD24 Rack/Vial: 0/0 Operator:
Sample Amount : 1.0000 Dilution Factor : 1.00

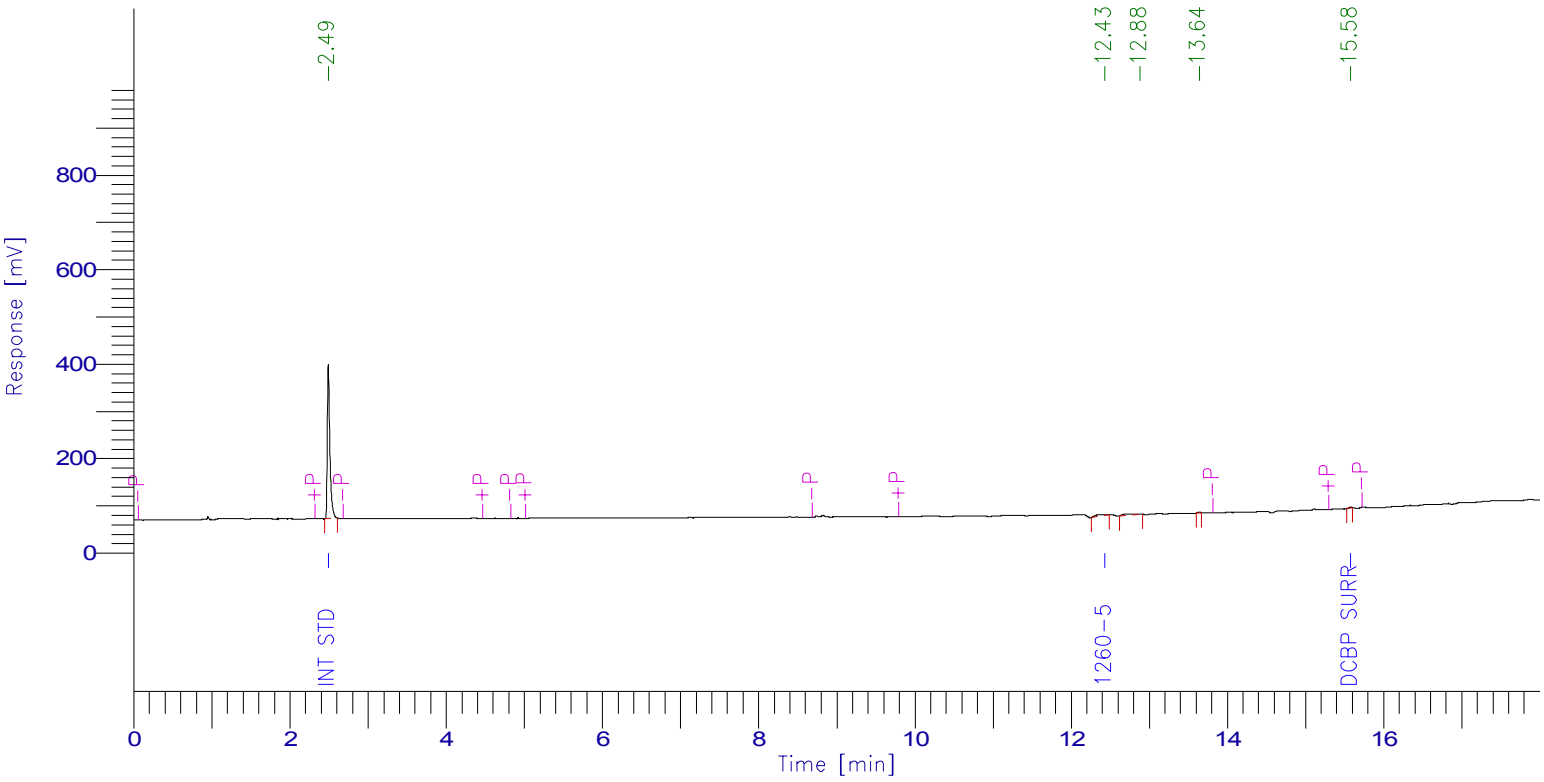

PCB Report

Time [min]	Component Name	Raw Amount	Area [µV·s]	Surrogate SM/WM	Surrogate QC / SL	Spike Rec Soils (%)	Spike Rec Water (%)
2.491	Int Std	100.0000	730737.12	250.0000	100.0000	40.0000	20.0000
4.630	TCMX SURR	0.0000	0.00	0.0000	0.0000	0.0000	0.0000
5.479	1016-1	0.0000	0.00	0.0000	0.0000	0.0000	0.0000
7.354	1016-2	0.0000	0.00	0.0000	0.0000	0.0000	0.0000
7.539	1016-3	0.0000	0.00	0.0000	0.0000	0.0000	0.0000
7.830	1016-4	0.0000	0.00	0.0000	0.0000	0.0000	0.0000
8.203	1016-5	0.0000	0.00	0.0000	0.0000	0.0000	0.0000
10.566	1260-1	0.0000	0.00	0.0000	0.0000	0.0000	0.0000
11.350	1260-2	0.0000	0.00	0.0000	0.0000	0.0000	0.0000
11.844	1260-3	0.0000	0.00	0.0000	0.0000	0.0000	0.0000
11.951	1260-4	0.0000	0.00	0.0000	0.0000	0.0000	0.0000
12.434	1260-5	113.9877	28473.76	284.9693	113.9877	45.5951	22.7975
15.580	DCBP SURR	0.3166	3558.96	0.7915	0.3166	0.1266	0.0633
		214.3043	762769.84				

Client Id: Continuing Blank

Software Version: 4.1<1L22>
Date: 11/27/2019 07:55 AM
Sample Name : hex
Data File : E:\TC2019\ECD24\11-NOV\N27B002.RAW Date: 11/27/2019 06:48 AM
Sequence File: E:\TC2019\ECD24\11-NOV\PCB2.SEQ Cycle: 823 Channel : B
Instrument : AUTO_ECD24 Rack/Vial: 0/0 Operator:
Sample Amount : 1.0000 Dilution Factor : 1.00

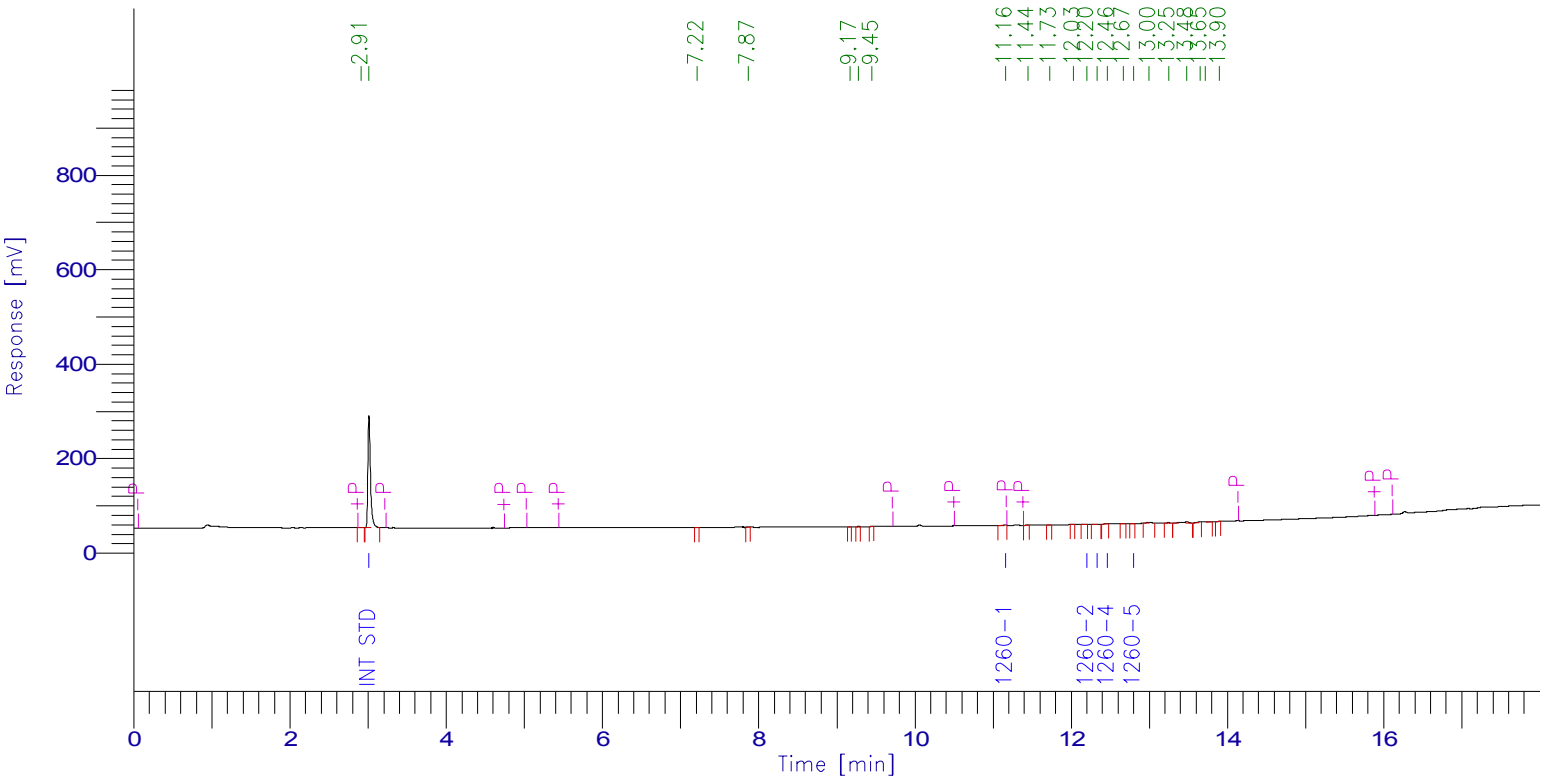

PCB Report

Time [min]	Component Name	Raw Amount	Area [µV·s]	Surrogate SM/WM	Surrogate QC / SL	Spike Rec Soils (%)	Spike Rec Water (%)
3.010	Int Std	100.0000	550596.32	250.0000	100.0000	40.0000	20.0000
4.842	TCMX SURR	0.0000	0.00	0.0000	0.0000	0.0000	0.0000
5.972	1016-1	0.0000	0.00	0.0000	0.0000	0.0000	0.0000
6.774	1016-2	0.0000	0.00	0.0000	0.0000	0.0000	0.0000
7.701	1016-3	0.0000	0.00	0.0000	0.0000	0.0000	0.0000
8.156	1016-4	0.0000	0.00	0.0000	0.0000	0.0000	0.0000
8.806	1016-5	0.0000	0.00	0.0000	0.0000	0.0000	0.0000
11.159	1260-1	4.3081	1186.88	10.7703	4.3081	1.7233	0.8616
12.204	1260-2	0.4436	258.72	1.1091	0.4436	0.1775	0.0887
12.334	1260-3	4.0512	2092.72	10.1280	4.0512	1.6205	0.8102
12.461	1260-4	2.5167	684.96	6.2919	2.5167	1.0067	0.5033
12.797	1260-5	1.0151	427.20	2.5378	1.0151	0.4060	0.2030
15.989	DCBP SURR	0.0000	0.00	0.0000	0.0000	0.0000	0.0000
		112.3348	555246.80				

7D
PCB CALIBRATION VERIFICATION SUMMARY
Primary

Lab Name: Phoenix Environmental Client: NETC

Lab Code: Phoenix Case No.: SAS No.: SDG No.: GCE67556

GC Col A: RTX-440 ID: 0.53 (mm) Init. Calib. Date(s): 11/25/19 11/25/19

EPA Sample No.(PIBLK): Date Analyzed:

LAB Sample ID (PIBLK): Time Analyzed:

EPA Sample No.(PEM): mix 600;54n Date Analyzed: 11/27/19

LAB Sample ID (PEM): mix 600;54n - N27A003 Time Analyzed: 7:11

Instrument: ECD24 File: N27A003

COMPOUND	RT	RT WINDOW FROM	RT WINDOW TO	RAW AMOUNT ppb	NOM AMOUNT ppb	% D		CF
Aroclor 1016-1	5.48	5.43	5.53	619	600	3		0.031
Aroclor 1016-2	7.35	7.30	7.40	599	600	0		0.051
Aroclor 1016-3	7.54	7.49	7.59	592	600	1		0.042
Aroclor 1016-4	7.83	7.78	7.88	613	600	2		0.028
Aroclor 1016-5	8.20	8.15	8.25	630	600	5		0.036
Aroclor 1260-1	10.56	10.50	10.64	578	600	4		0.073
Aroclor 1260-2	11.34	11.28	11.42	579	600	4		0.050
Aroclor 1260-3	11.84	11.77	11.91	598	600	0		0.078
Aroclor 1260-4	11.95	11.88	12.02	620	600	3		0.040
Aroclor 1260-5	12.38	12.31	12.45	612	600	2		0.034
Decachlorobiphenyl	15.49	15.40	15.60	74	80	8		1.538
Tetrachloro-m-xylene	4.63	4.58	4.68	77	80	4		1.520

QC LIMITS:
%D must be less than or equal to 20% (*) Criteria exceeded. CF=Calibration/Response Factor

FORM VII PCB

7D
PCB CALIBRATION VERIFICATION SUMMARY
Confirmation

Lab Name: Phoenix Environmental Client: NETC

Lab Code: Phoenix Case No.: SAS No.: SDG No.: GCE67556

GC Col B: RXI-35SI ID: 0.32 (mm) Init. Calib. Date(s): 11/25/19 11/25/19

EPA Sample No.(PIBLK): Date Analyzed:

LAB Sample ID (PIBLK): Time Analyzed:

EPA Sample No.(PEM): mix 600;54n Date Analyzed: 11/27/19

LAB Sample ID (PEM): mix 600;54n - N27B003 Time Analyzed: 7:11

Instrument: ECD24 File: N27B003

COMPOUND	RT	RT WINDOW FROM	RT WINDOW TO	RAW AMOUNT ppb	NOM AMOUNT ppb	% D		CF
Aroclor 1016-1	5.97	5.92	6.02	603	600	1		0.030
Aroclor 1016-2	6.77	6.72	6.82	575	600	4		0.054
Aroclor 1016-3	7.70	7.65	7.75	588	600	2		0.107
Aroclor 1016-4	8.15	8.10	8.20	599	600	0		0.033
Aroclor 1016-5	8.80	8.76	8.86	598	600	0		0.034
Aroclor 1260-1	11.09	11.02	11.16	648	600	8		0.050
Aroclor 1260-2	12.15	12.08	12.22	575	600	4		0.106
Aroclor 1260-3	12.24	12.17	12.31	562	600	6		0.094
Aroclor 1260-4	12.34	12.28	12.42	584	600	3		0.049
Aroclor 1260-5	12.80	12.73	12.87	601	600	0		0.076
Decachlorobiphenyl	15.98	15.89	16.09	77	80	4		1.525
Tetrachloro-m-xylene	4.84	4.79	4.89	74	80	8		1.349

QC LIMITS:
%D must be less than or equal to 20% (*) Criteria exceeded. CF=Calibration/Response Factor

FORM VII PCB

Client Id: Continuing Calibration

Software Version: 4.1<1L22>
Date: 11/27/2019 07:55 AM
Sample Name : mix 600;54n
Data File : E:\TC2019\ECD24\11-NOV\N27A003.RAW Date: 11/27/2019 07:11 AM
Sequence File: E:\TC2019\ECD24\11-NOV\PCB2.SEQ Cycle: 824 Channel : A
Instrument : AUTO_ECD24 Rack/Vial: 0/0 Operator:
Sample Amount : 1.0000 Dilution Factor : 1.00

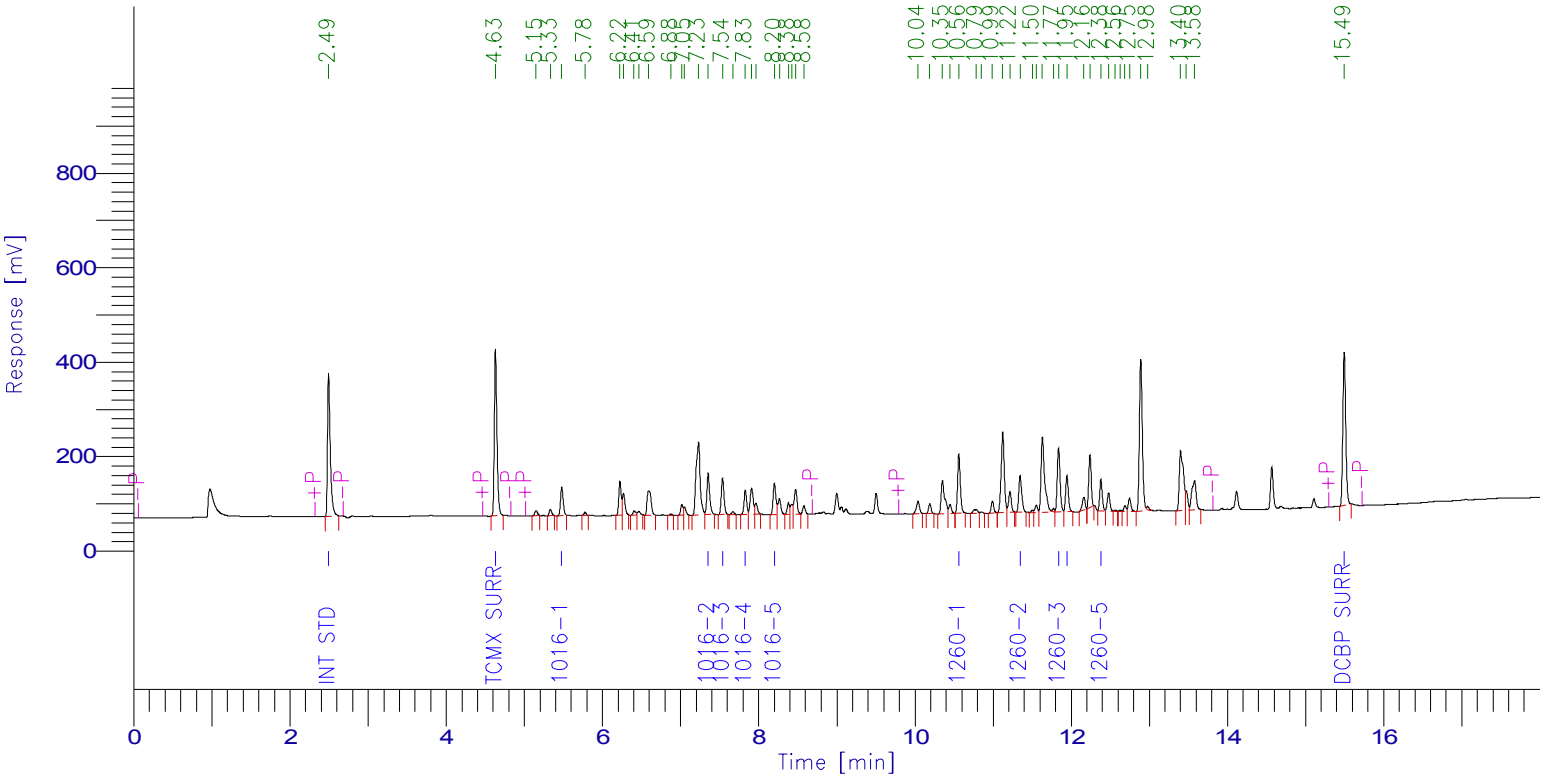

PCB Report

Time [min]	Component Name	Raw Amount	Area [µV·s]	Surrogate SM/WM	Surrogate QC / SL	Spike Rec Soils (%)	Spike Rec Water (%)
2.494	Int Std	100.0000	725406.40	250.0000	100.0000	40.0000	20.0000
4.630	TCMX SURR	76.6683	845151.52	191.6708	76.6683	30.6673	15.3337
5.479	1016-1	619.0632	139835.76	1547.6579	619.0632	247.6253	123.8126
7.352	1016-2	598.6571	221798.54	1496.6427	598.6571	239.4628	119.7314
7.537	1016-3	592.4195	181304.16	1481.0488	592.4195	236.9678	118.4839
7.828	1016-4	613.4341	124487.00	1533.5853	613.4341	245.3736	122.6868
8.200	1016-5	629.9569	163853.69	1574.8922	629.9569	251.9827	125.9914
10.561	1260-1	578.4905	307331.12	1446.2262	578.4905	231.3962	115.6981
11.344	1260-2	579.2096	210145.84	1448.0241	579.2096	231.6839	115.8419
11.838	1260-3	598.3857	336573.74	1495.9642	598.3857	239.3543	119.6771
11.945	1260-4	620.1311	181162.37	1550.3277	620.1311	248.0524	124.0262
12.379	1260-5	611.7937	151709.23	1529.4843	611.7937	244.7175	122.3587
15.494	DCBP SURR	73.5197	820418.32	183.7993	73.5197	29.4079	14.7039
		6291.7293	4409177.69				

Client Id: Continuing Calibration

Software Version: 4.1<1L22>
Date: 11/27/2019 07:55 AM
Sample Name : mix 600;54n
Data File : E:\TC2019\ECD24\11-NOV\N27B003.RAW Date: 11/27/2019 07:11 AM
Sequence File: E:\TC2019\ECD24\11-NOV\PCB2.SEQ Cycle: 824 Channel : B
Instrument : AUTO_ECD24 Rack/Vial: 0/0 Operator:
Sample Amount : 1.0000 Dilution Factor : 1.00

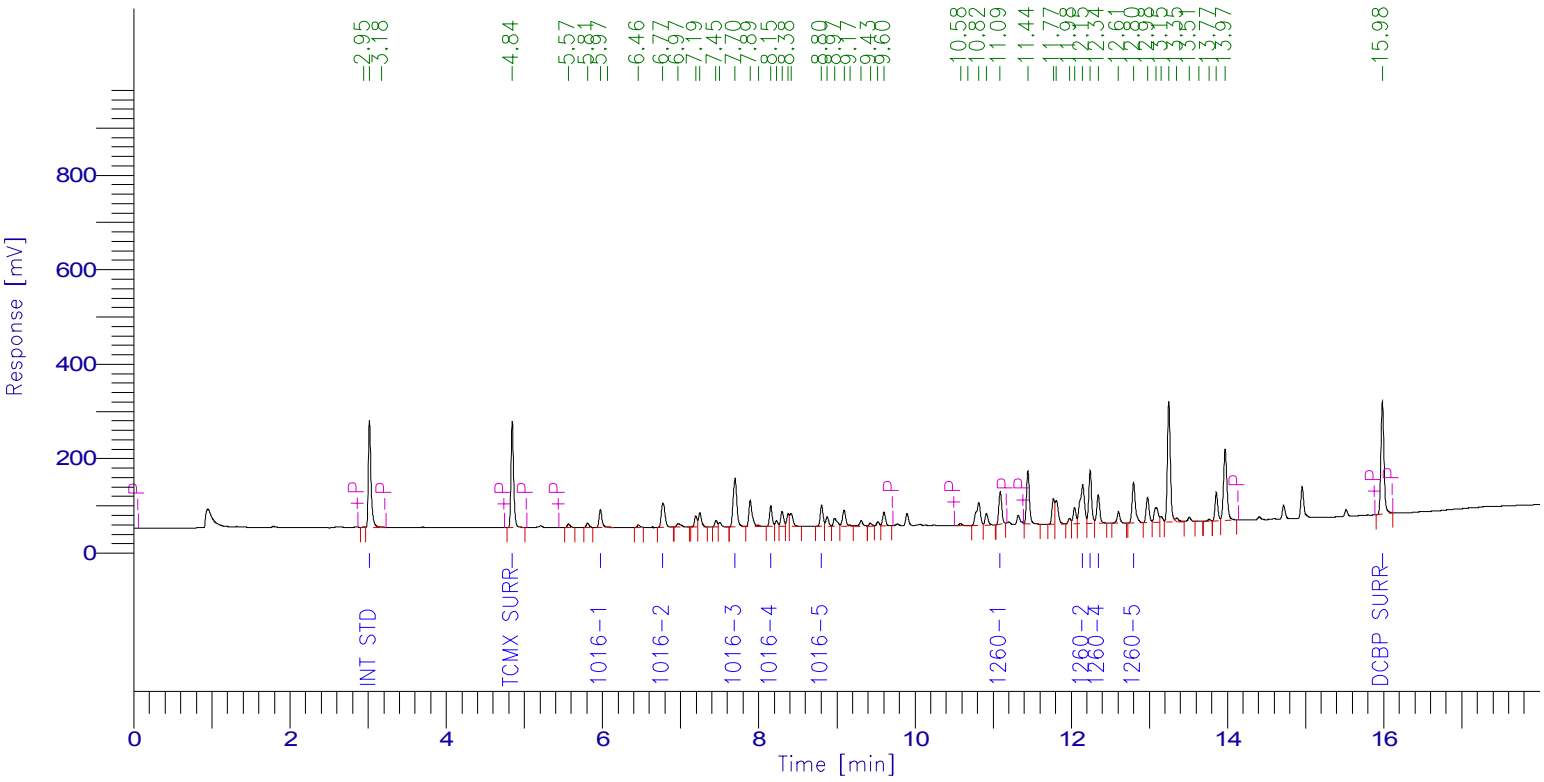

PCB Report

Time [min]	Component Name	Raw Amount	Area [µV·s]	Surrogate SM/WM	Surrogate QC / SL	Spike Rec Soils (%)	Spike Rec Water (%)
3.016	Int Std	100.0000	546510.69	250.0000	100.0000	40.0000	20.0000
4.844	TCMX SURR	73.5953	542623.52	183.9883	73.5953	29.4381	14.7191
5.972	1016-1	603.3126	97876.08	1508.2816	603.3126	241.3251	120.6625
6.773	1016-2	575.3852	170746.16	1438.4629	575.3852	230.1541	115.0770
7.698	1016-3	587.5160	344183.84	1468.7899	587.5160	235.0064	117.5032
8.154	1016-4	598.6420	107363.61	1496.6051	598.6420	239.4568	119.7284
8.804	1016-5	597.9876	111372.23	1494.9690	597.9876	239.1950	119.5975
11.090	1260-1	647.9230	177176.80	1619.8074	647.9230	259.1692	129.5846
12.147	1260-2	574.6955	332668.67	1436.7386	574.6955	229.8782	114.9391
12.241	1260-3	561.5849	287944.19	1403.9623	561.5849	224.6340	112.3170
12.344	1260-4	584.1001	157789.94	1460.2502	584.1001	233.6400	116.8200
12.797	1260-5	601.0384	251064.07	1502.5959	601.0384	240.4153	120.2077
15.982	DCBP SURR	77.2728	643818.64	193.1819	77.2728	30.9091	15.4546
		6183.0533	3771138.43				

7D
PCB CALIBRATION VERIFICATION SUMMARY
Primary

Lab Name: Phoenix Environmental Client: NETC

Lab Code: Phoenix Case No.: SAS No.: SDG No.: GCE67556

GC Col A: RTX-440 ID: 0.53 (mm) Init. Calib. Date(s): 11/25/19 11/25/19

EPA Sample No.(PIBLK): hex Date Analyzed: 11/27/19

LAB Sample ID (PIBLK): hex - N27A018 Time Analyzed: 14:02

EPA Sample No.(PEM): Date Analyzed:

LAB Sample ID (PEM): Time Analyzed:

Instrument: ECD24 File: N27A018

COMPOUND	RT	RT WINDOW FROM	RT WINDOW TO	CALC AMOUNT ppb	NOM AMOUNT ppb	% D		CF
Aroclor 1016-1		5.43	5.53	33U				
Aroclor 1016-2		7.30	7.40	33U				
Aroclor 1016-3		7.49	7.59	33U				
Aroclor 1016-4		7.78	7.88	33U				
Aroclor 1016-5		8.15	8.25	33U				
Aroclor 1260-1		10.50	10.64	33U				
Aroclor 1260-2		11.28	11.42	33U				
Aroclor 1260-3		11.77	11.91	33U				
Aroclor 1260-4		11.88	12.02	33U				
Aroclor 1260-5		12.31	12.45	33U				

QC LIMITS:
%D must be less than or equal to 20% (*) Criteria exceeded. CF=Calibration/Response Factor
Both channels need to have the compound detected for a concentration to be reported on either channel.

FORM VII PCB

7D
PCB CALIBRATION VERIFICATION SUMMARY
Confirmation

Lab Name: Phoenix Environmental Client: NETC

Lab Code: Phoenix Case No.: SAS No.: SDG No.: GCE67556

GC Col B: RXI-35SI ID: 0.32 (mm) Init. Calib. Date(s): 11/25/19 11/25/19

EPA Sample No.(PIBLK): hex Date Analyzed: 11/27/19

LAB Sample ID (PIBLK): hex - N27B018 Time Analyzed: 14:02

EPA Sample No.(PEM): Date Analyzed:

LAB Sample ID (PEM): Time Analyzed:

Instrument: ECD24 File: N27B018

COMPOUND	RT	RT WINDOW FROM	RT WINDOW TO	CALC AMOUNT ppb	NOM AMOUNT ppb	% D		CF
Aroclor 1016-1		5.92	6.02	33U				
Aroclor 1016-2		6.72	6.82	33U				
Aroclor 1016-3		7.65	7.75	33U				
Aroclor 1016-4		8.10	8.20	33U				
Aroclor 1016-5		8.76	8.86	33U				
Aroclor 1260-1		11.02	11.16	33U				
Aroclor 1260-2		12.08	12.22	33U				
Aroclor 1260-3		12.17	12.31	33U				
Aroclor 1260-4		12.28	12.42	33U				
Aroclor 1260-5		12.73	12.87	33U				

QC LIMITS:
%D must be less than or equal to 20% (*) Criteria exceeded. CF=Calibration/Response Factor
Both channels need to have the compound detected for a concentration to be reported on either channel.

FORM VII PCB

Client Id: Continuing Blank

Software Version: 4.1<1L22>
Date: 12/2/2019 06:55 AM
Sample Name : hex
Data File : E:\TC2019\ECD24\11-NOV\N27A018.RAW Date: 11/27/2019 02:02 PM
Sequence File: E:\TC2019\ECD24\11-NOV\PCB2.SEQ Cycle: 839 Channel : A
Instrument : AUTO_ECD24 Rack/Vial: 0/0 Operator:
Sample Amount : 1.0000 Dilution Factor : 1.00

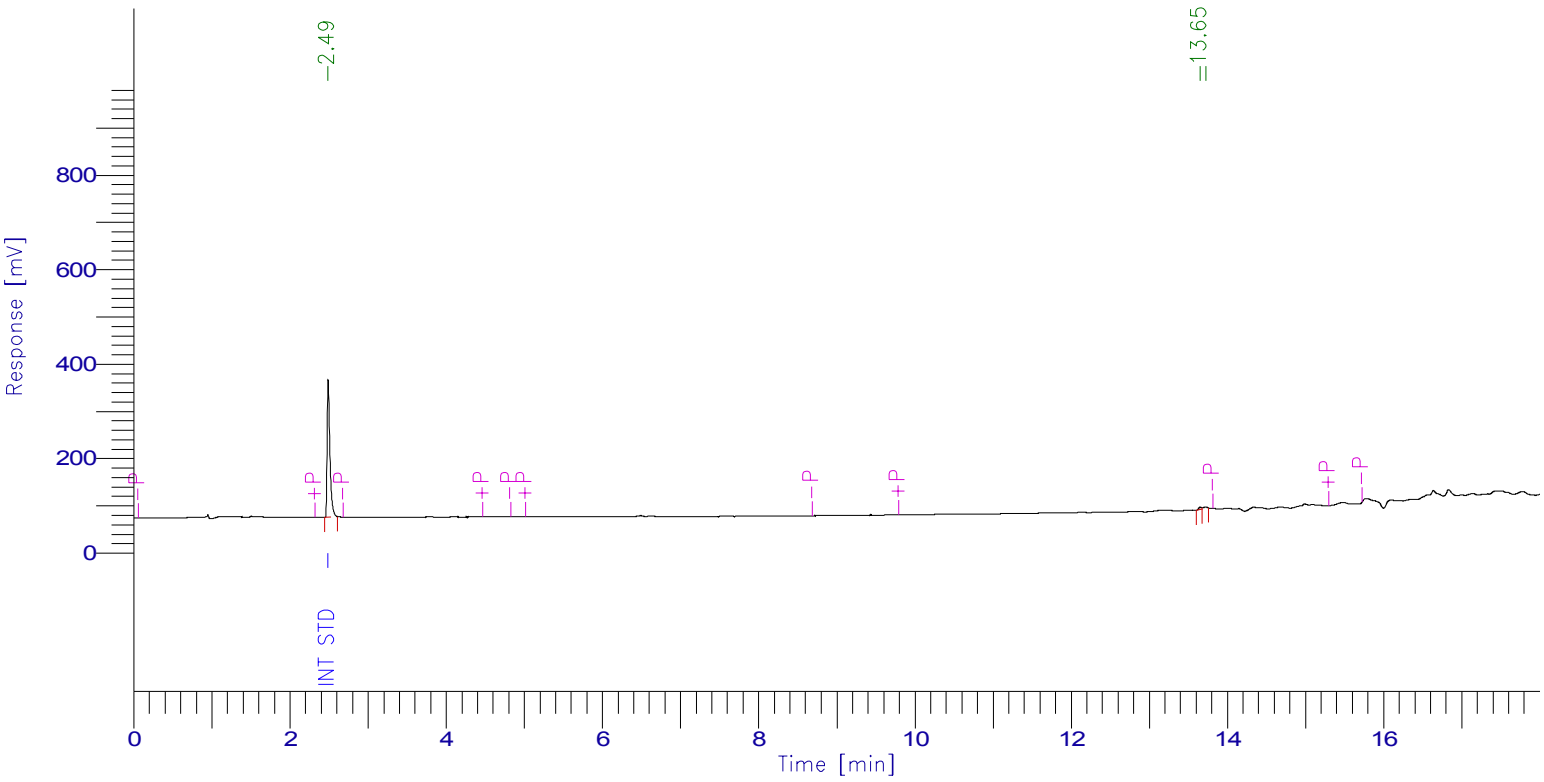

PCB Report

Time [min]	Component Name	Raw Amount	Area [µV·s]	Surrogate SM/WM	Surrogate QC / SL	Spike Rec Soils (%)	Spike Rec Water (%)
2.489	Int Std	100.0000	700388.48	250.0000	100.0000	40.0000	20.0000
4.630	TCMX SURR	0.0000	0.00	0.0000	0.0000	0.0000	0.0000
5.479	1016-1	0.0000	0.00	0.0000	0.0000	0.0000	0.0000
7.354	1016-2	0.0000	0.00	0.0000	0.0000	0.0000	0.0000
7.539	1016-3	0.0000	0.00	0.0000	0.0000	0.0000	0.0000
7.830	1016-4	0.0000	0.00	0.0000	0.0000	0.0000	0.0000
8.203	1016-5	0.0000	0.00	0.0000	0.0000	0.0000	0.0000
10.566	1260-1	0.0000	0.00	0.0000	0.0000	0.0000	0.0000
11.350	1260-2	0.0000	0.00	0.0000	0.0000	0.0000	0.0000
11.844	1260-3	0.0000	0.00	0.0000	0.0000	0.0000	0.0000
11.951	1260-4	0.0000	0.00	0.0000	0.0000	0.0000	0.0000
12.386	1260-5	0.0000	0.00	0.0000	0.0000	0.0000	0.0000
15.502	DCBP SURR	0.0000	0.00	0.0000	0.0000	0.0000	0.0000
		100.0000	700388.48				

Client Id: Continuing Blank

Software Version: 4.1<1L22>
Date: 12/2/2019 06:56 AM
Sample Name : hex
Data File : E:\TC2019\ECD24\11-NOV\N27B018.RAW Date: 11/27/2019 02:02 PM
Sequence File: E:\TC2019\ECD24\11-NOV\PCB2.SEQ Cycle: 839 Channel : B
Instrument : AUTO_ECD24 Rack/Vial: 0/0 Operator:
Sample Amount : 1.0000 Dilution Factor : 1.00

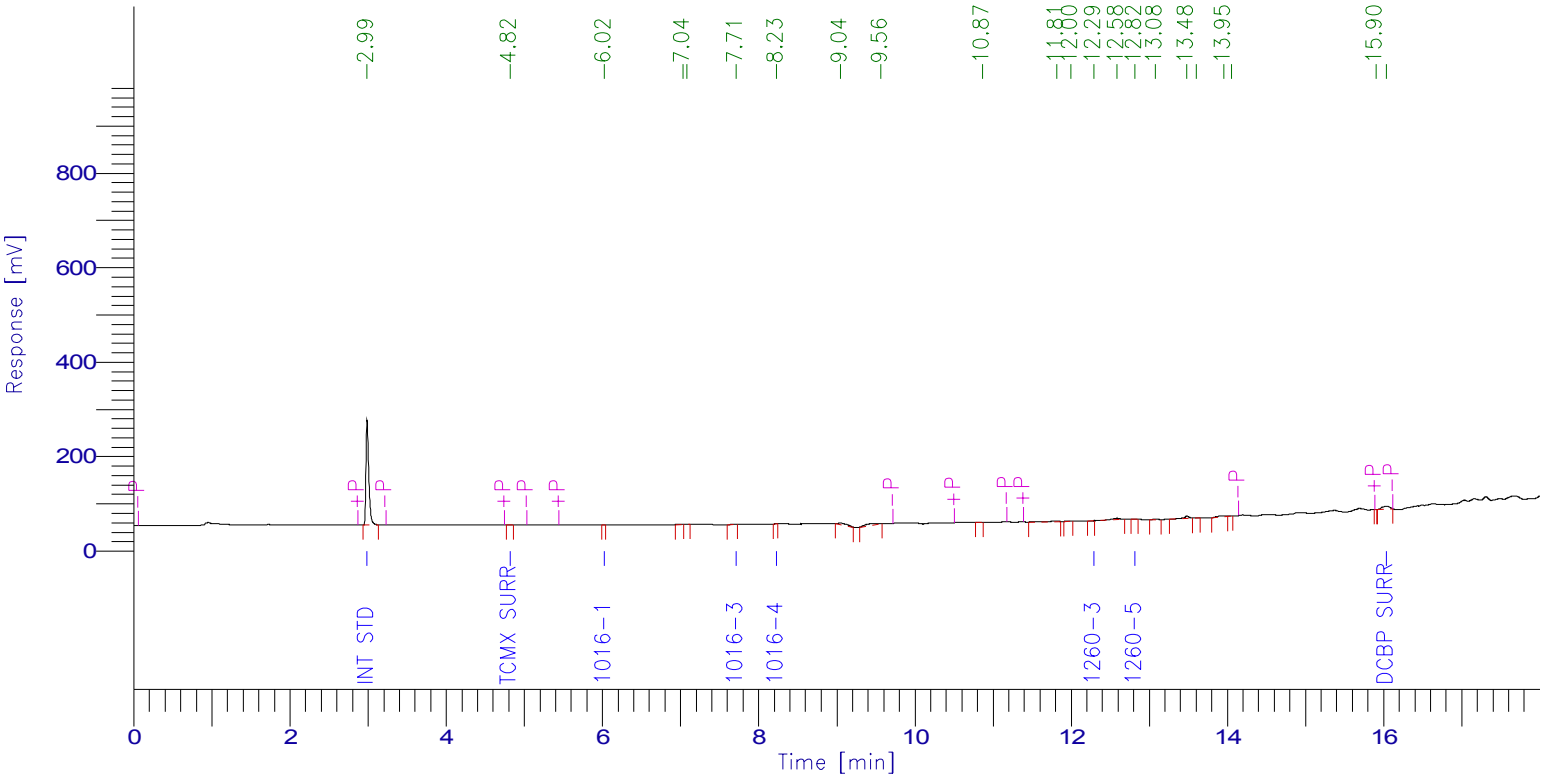

PCB Report

Time [min]	Component Name	Raw Amount	Area [µV·s]	Surrogate SM/WM	Surrogate QC / SL	Spike Rec Soils (%)	Spike Rec Water (%)
2.986	Int Std	100.0000	549588.16	250.0000	100.0000	40.0000	20.0000
4.816	TCMX SURR	0.1518	1125.44	0.3795	0.1518	0.0607	0.0304
6.024	1016-1	1.5486	252.64	3.8714	1.5486	0.6194	0.3097
6.774	1016-2	0.0000	0.00	0.0000	0.0000	0.0000	0.0000
7.712	1016-3	1.9848	1169.28	4.9619	1.9848	0.7939	0.3970
8.228	1016-4	2.0577	371.12	5.1443	2.0577	0.8231	0.4115
8.806	1016-5	0.0000	0.00	0.0000	0.0000	0.0000	0.0000
11.095	1260-1	0.0000	0.00	0.0000	0.0000	0.0000	0.0000
12.149	1260-2	0.0000	0.00	0.0000	0.0000	0.0000	0.0000
12.290	1260-3	2.2464	1158.27	5.6159	2.2464	0.8985	0.4493
12.349	1260-4	0.0000	0.00	0.0000	0.0000	0.0000	0.0000
12.816	1260-5	3.7259	1565.12	9.3147	3.7259	1.4903	0.7452
16.035	DCBP SURR	4.7357	39678.96	11.8393	4.7357	1.8943	0.9471
		116.4508	594908.99				

7D
PCB CALIBRATION VERIFICATION SUMMARY
Primary

Lab Name: Phoenix Environmental Client: NETC

Lab Code: Phoenix Case No.: SAS No.: SDG No.: GCE67556

GC Col A: RTX-440 ID: 0.53 (mm) Init. Calib. Date(s): 11/25/19 11/25/19

EPA Sample No.(PIBLK): Date Analyzed:

LAB Sample ID (PIBLK): Time Analyzed:

EPA Sample No.(PEM): mix 600;54n Date Analyzed: 11/27/19

LAB Sample ID (PEM): mix 600;54n - N27A020 Time Analyzed: 14:49

Instrument: ECD24 File: N27A020

COMPOUND	RT	RT WINDOW FROM	RT WINDOW TO	RAW AMOUNT ppb	NOM AMOUNT ppb	% D		CF
Aroclor 1016-1	5.49	5.43	5.53	623	600	4		0.031
Aroclor 1016-2	7.36	7.30	7.40	610	600	2		0.051
Aroclor 1016-3	7.55	7.49	7.59	598	600	0		0.042
Aroclor 1016-4	7.84	7.78	7.88	598	600	0		0.028
Aroclor 1016-5	8.21	8.15	8.25	642	600	7		0.036
Aroclor 1260-1	10.57	10.50	10.64	586	600	2		0.073
Aroclor 1260-2	11.36	11.28	11.42	593	600	1		0.050
Aroclor 1260-3	11.85	11.77	11.91	610	600	2		0.078
Aroclor 1260-4	11.96	11.88	12.02	637	600	6		0.040
Aroclor 1260-5	12.39	12.31	12.45	643	600	7		0.034
Decachlorobiphenyl	15.50	15.40	15.60	78	80	3		1.538
Tetrachloro-m-xylene	4.64	4.58	4.68	77	80	4		1.520

QC LIMITS:
%D must be less than or equal to 20% (*) Criteria exceeded. CF=Calibration/Response Factor

FORM VII PCB

7D
PCB CALIBRATION VERIFICATION SUMMARY
Confirmation

Lab Name: Phoenix Environmental Client: NETC

Lab Code: Phoenix Case No.: SAS No.: SDG No.: GCE67556

GC Col B: RXI-35SI ID: 0.32 (mm) Init. Calib. Date(s): 11/25/19 11/25/19

EPA Sample No.(PIBLK): Date Analyzed:

LAB Sample ID (PIBLK): Time Analyzed:

EPA Sample No.(PEM): mix 600;54n Date Analyzed: 11/27/19

LAB Sample ID (PEM): mix 600;54n - N27B020 Time Analyzed: 14:49

Instrument: ECD24 File: N27B020

COMPOUND	RT	RT WINDOW FROM	RT WINDOW TO	RAW AMOUNT ppb	NOM AMOUNT ppb	% D		CF
Aroclor 1016-1	5.98	5.92	6.02	624	600	4		0.030
Aroclor 1016-2	6.78	6.72	6.82	581	600	3		0.054
Aroclor 1016-3	7.71	7.65	7.75	600	600	0		0.107
Aroclor 1016-4	8.16	8.10	8.20	607	600	1		0.033
Aroclor 1016-5	8.81	8.76	8.86	620	600	3		0.034
Aroclor 1260-1	11.10	11.02	11.16	685	600	14		0.050
Aroclor 1260-2	12.16	12.08	12.22	594	600	1		0.106
Aroclor 1260-3	12.25	12.17	12.31	578	600	4		0.094
Aroclor 1260-4	12.36	12.28	12.42	633	600	6		0.049
Aroclor 1260-5	12.81	12.73	12.87	616	600	3		0.076
Decachlorobiphenyl	15.99	15.89	16.09	79	80	1		1.525
Tetrachloro-m-xylene	4.85	4.79	4.89	70	80	13		1.349

QC LIMITS:
%D must be less than or equal to 20% (*) Criteria exceeded. CF=Calibration/Response Factor

FORM VII PCB

Client Id: Continuing Calibration

Software Version: 4.1<1L22>
Date: 12/2/2019 06:55 AM
Sample Name : mix 600;54n
Data File : E:\TC2019\ECD24\11-NOV\N27A020.RAW Date: 11/27/2019 02:49 PM
Sequence File: E:\TC2019\ECD24\11-NOV\PCB2.SEQ Cycle: 841 Channel : A
Instrument : AUTO_ECD24 Rack/Vial: 0/0 Operator:
Sample Amount : 1.0000 Dilution Factor : 1.00

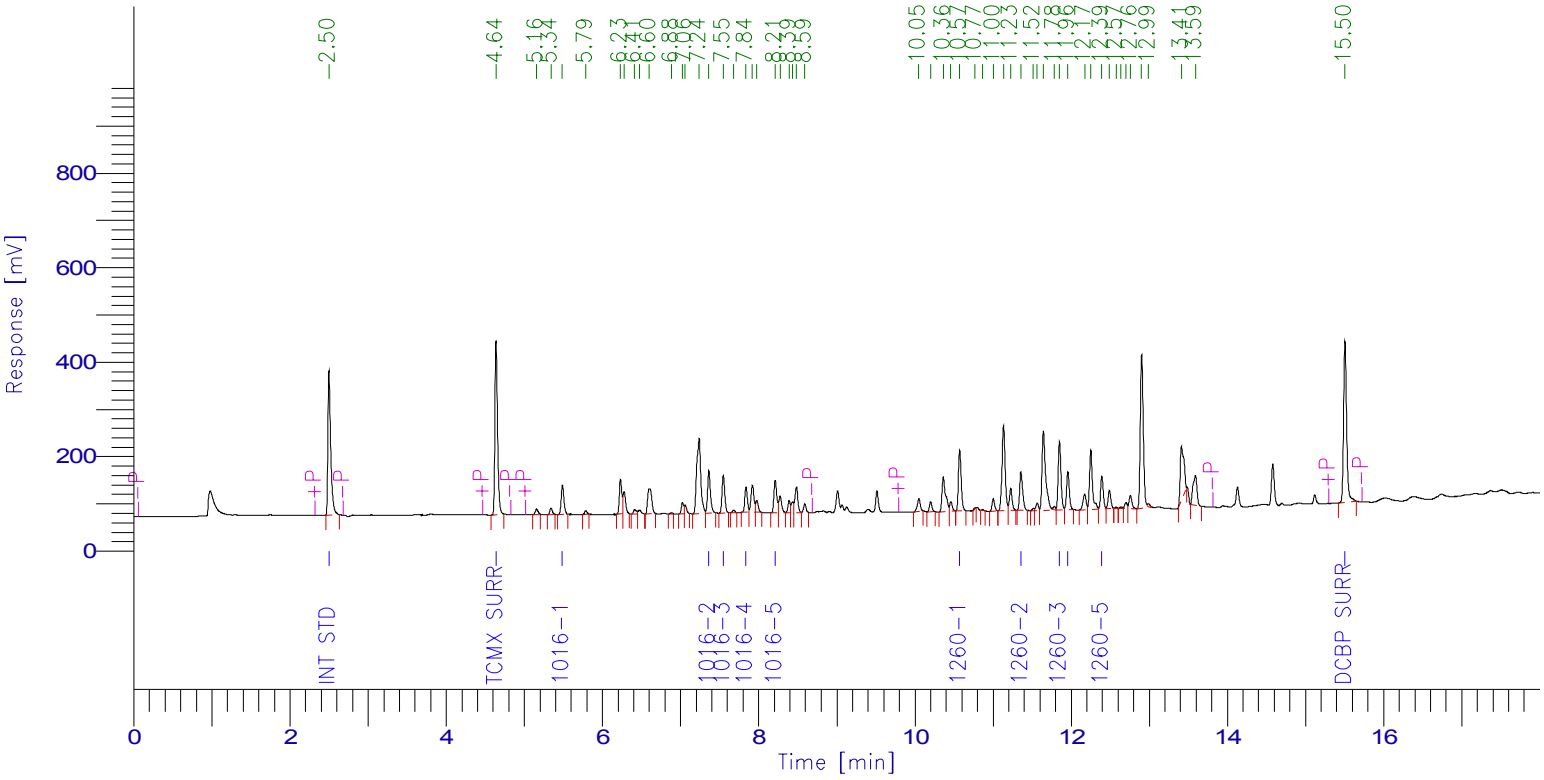

PCB Report

Time [min]	Component Name	Raw Amount	Area [µV·s]	Surrogate SM/WM	Surrogate QC / SL	Spike Rec Soils (%)	Spike Rec Water (%)
2.499	Int Std	100.0000	748912.00	250.0000	100.0000	40.0000	20.0000
4.638	TCMX SURR	76.9673	875939.52	192.4182	76.9673	30.7869	15.3935
5.487	1016-1	623.3213	145359.92	1558.3033	623.3213	249.3285	124.6643
7.361	1016-2	609.9681	233312.00	1524.9202	609.9681	243.9872	121.9936
7.546	1016-3	597.8616	188898.48	1494.6540	597.8616	239.1446	119.5723
7.838	1016-4	598.3053	125351.16	1495.7633	598.3053	239.3221	119.6611
8.211	1016-5	641.6103	172292.41	1604.0257	641.6103	256.6441	128.3221
10.573	1260-1	585.5789	321177.52	1463.9473	585.5789	234.2316	117.1158
11.356	1260-2	592.7558	222029.28	1481.8896	592.7558	237.1023	118.5512
11.849	1260-3	610.3685	354438.22	1525.9212	610.3685	244.1474	122.0737
11.957	1260-4	636.7899	192056.98	1591.9748	636.7899	254.7160	127.3580
12.392	1260-5	642.8063	164564.64	1607.0157	642.8063	257.1225	128.5613
15.504	DCBP SURR	78.3266	902382.24	195.8166	78.3266	31.3307	15.6653
		6394.6600	4646714.37				

Client Id: Continuing Calibration

Software Version: 4.1<1L22>
Date: 12/2/2019 06:56 AM
Sample Name : mix 600;54n
Data File : E:\TC2019\ECD24\11-NOV\N27B020.RAW Date: 11/27/2019 02:49 PM
Sequence File: E:\TC2019\ECD24\11-NOV\PCB2.SEQ Cycle: 841 Channel : B
Instrument : AUTO_ECD24 Rack/Vial: 0/0 Operator:
Sample Amount : 1.0000 Dilution Factor : 1.00

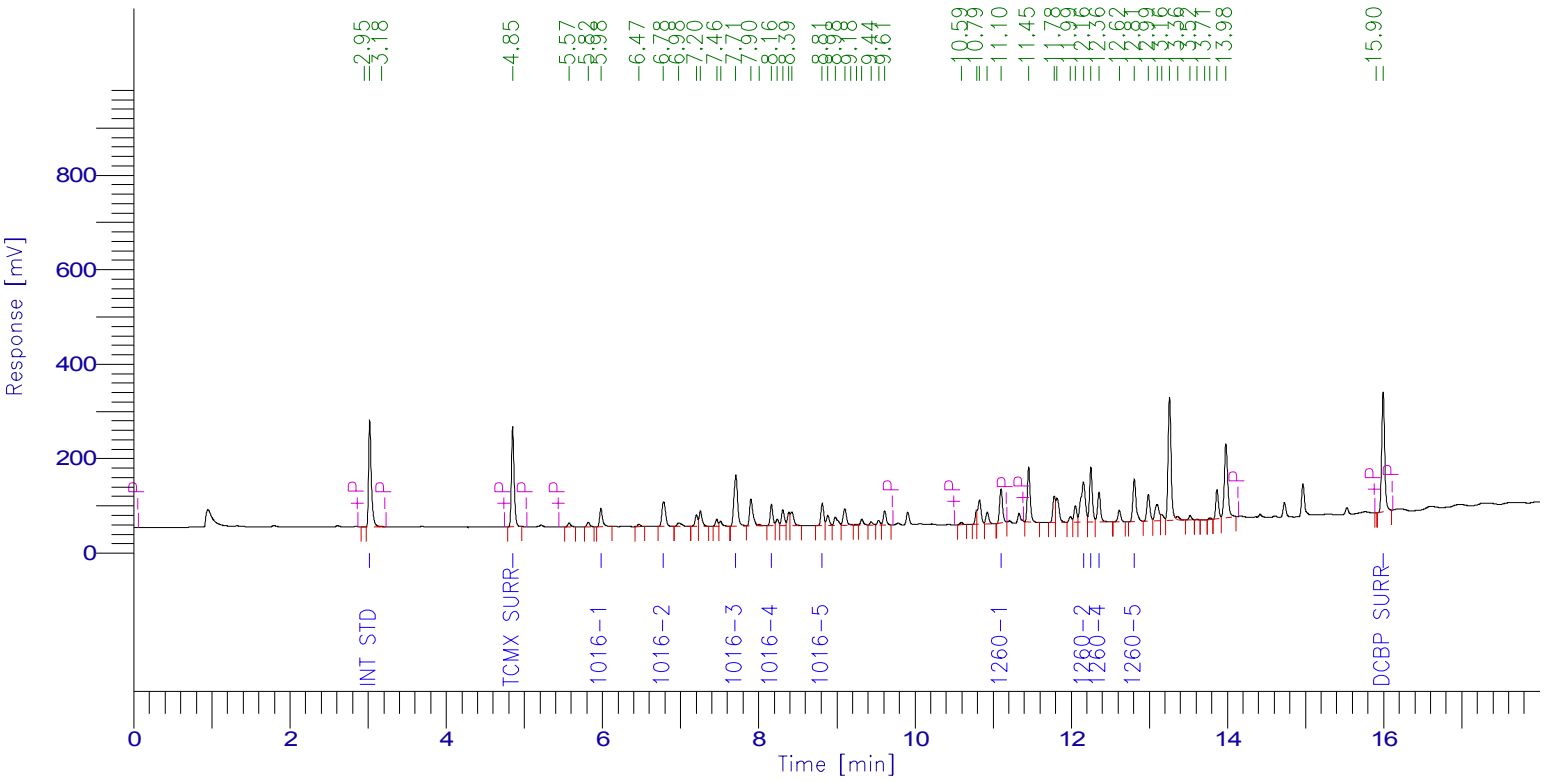

PCB Report

Time [min]	Component Name	Raw Amount	Area [µV·s]	Surrogate SM/WM	Surrogate QC / SL	Spike Rec Soils (%)	Spike Rec Water (%)
3.019	Int Std	100.0000	559098.97	250.0000	100.0000	40.0000	20.0000
4.850	TCMX SURR	69.5881	524896.24	173.9703	69.5881	27.8352	13.9176
5.979	1016-1	623.7576	103523.76	1559.3940	623.7576	249.5030	124.7515
6.781	1016-2	580.9130	176357.28	1452.2824	580.9130	232.3652	116.1826
7.708	1016-3	599.5944	359350.63	1498.9860	599.5944	239.8378	119.9189
8.162	1016-4	606.5953	111295.84	1516.4881	606.5953	242.6381	121.3191
8.812	1016-5	620.2114	118171.98	1550.5285	620.2114	248.0846	124.0423
11.100	1260-1	685.3926	191740.08	1713.4814	685.3926	274.1570	137.0785
12.157	1260-2	593.8351	351665.73	1484.5878	593.8351	237.5340	118.7670
12.251	1260-3	578.0303	303203.03	1445.0758	578.0303	231.2121	115.6061
12.355	1260-4	632.6201	174833.68	1581.5503	632.6201	253.0481	126.5240
12.806	1260-5	616.1193	263291.71	1540.2981	616.1193	246.4477	123.2239
15.991	DCBP SURR	78.7241	671019.28	196.8103	78.7241	31.4896	15.7448
		6385.3813	3908448.21				

7D
PCB CALIBRATION VERIFICATION SUMMARY
Primary

Lab Name: Phoenix Environmental Client: NETC

Lab Code: Phoenix Case No.: SAS No.: SDG No.: GCE67556

GC Col A: RTX-440 ID: 0.53 (mm) Init. Calib. Date(s): 11/26/19 11/26/19

EPA Sample No.(PIBLK): hex Date Analyzed: 11/27/19

LAB Sample ID (PIBLK): hex - N27A018 Time Analyzed: 14:35

EPA Sample No.(PEM): Date Analyzed:

LAB Sample ID (PEM): Time Analyzed:

Instrument: ECD6 File: N27A018

COMPOUND	RT	RT WINDOW FROM	RT WINDOW TO	CALC AMOUNT ppb	NOM AMOUNT ppb	% D		CF
Aroclor 1016-1		5.69	5.79	33U				
Aroclor 1016-2		7.45	7.55	33U				
Aroclor 1016-3		7.58	7.68	33U				
Aroclor 1016-4		7.76	7.86	33U				
Aroclor 1016-5		8.43	8.53	33U				
Aroclor 1260-1		10.77	10.91	33U				
Aroclor 1260-2		11.33	11.47	33U				
Aroclor 1260-3		11.55	11.69	33U				
Aroclor 1260-4		12.04	12.18	33U				
Aroclor 1260-5		12.58	12.72	33U				

QC LIMITS:
%D must be less than or equal to 20% (*) Criteria exceeded. CF=Calibration/Response Factor
Both channels need to have the compound detected for a concentration to be reported on either channel.

FORM VII PCB

7D
PCB CALIBRATION VERIFICATION SUMMARY
Confirmation

Lab Name: Phoenix Environmental Client: NETC

Lab Code: Phoenix Case No.: SAS No.: SDG No.: GCE67556

GC Col B: Rxi-35Sil ID: 0.32 (mm) Init. Calib. Date(s): 11/26/19 11/26/19

EPA Sample No.(PIBLK): hex Date Analyzed: 11/27/19

LAB Sample ID (PIBLK): hex - N27B018 Time Analyzed: 14:35

EPA Sample No.(PEM): Date Analyzed:

LAB Sample ID (PEM): Time Analyzed:

Instrument: ECD6 File: N27B018

COMPOUND	RT	RT WINDOW FROM	RT WINDOW TO	CALC AMOUNT ppb	NOM AMOUNT ppb	% D		CF
Aroclor 1016-1		6.41	6.51	33U				
Aroclor 1016-2		7.23	7.33	33U				
Aroclor 1016-3		8.17	8.27	33U				
Aroclor 1016-4		8.64	8.74	33U				
Aroclor 1016-5		9.30	9.40	33U				
Aroclor 1260-1		12.66	12.80	33U				
Aroclor 1260-2		12.75	12.89	33U				
Aroclor 1260-3		12.86	13.00	33U				
Aroclor 1260-4		13.32	13.46	33U				
Aroclor 1260-5		13.50	13.64	33U				

QC LIMITS:
%D must be less than or equal to 20% (*) Criteria exceeded. CF=Calibration/Response Factor
Both channels need to have the compound detected for a concentration to be reported on either channel.

FORM VII PCB

Client Id: Continuing Blank

Software Version: 4.1<1L22>
Date: 12/2/2019 07:13 AM
Sample Name : hex
Data File : E:\TC2019\ECD6\11-NOV\N27A018.RAW Date: 11/27/2019 02:35 PM
Sequence File: E:\TC2019\ECD6\11-NOV\PCB_SEQ.SEQ Cycle: 786 Channel : A
Instrument : AUTO_ECD6 Rack/Vial: 0/1 Operator:
Sample Amount : 1.0000 Dilution Factor : 1.00

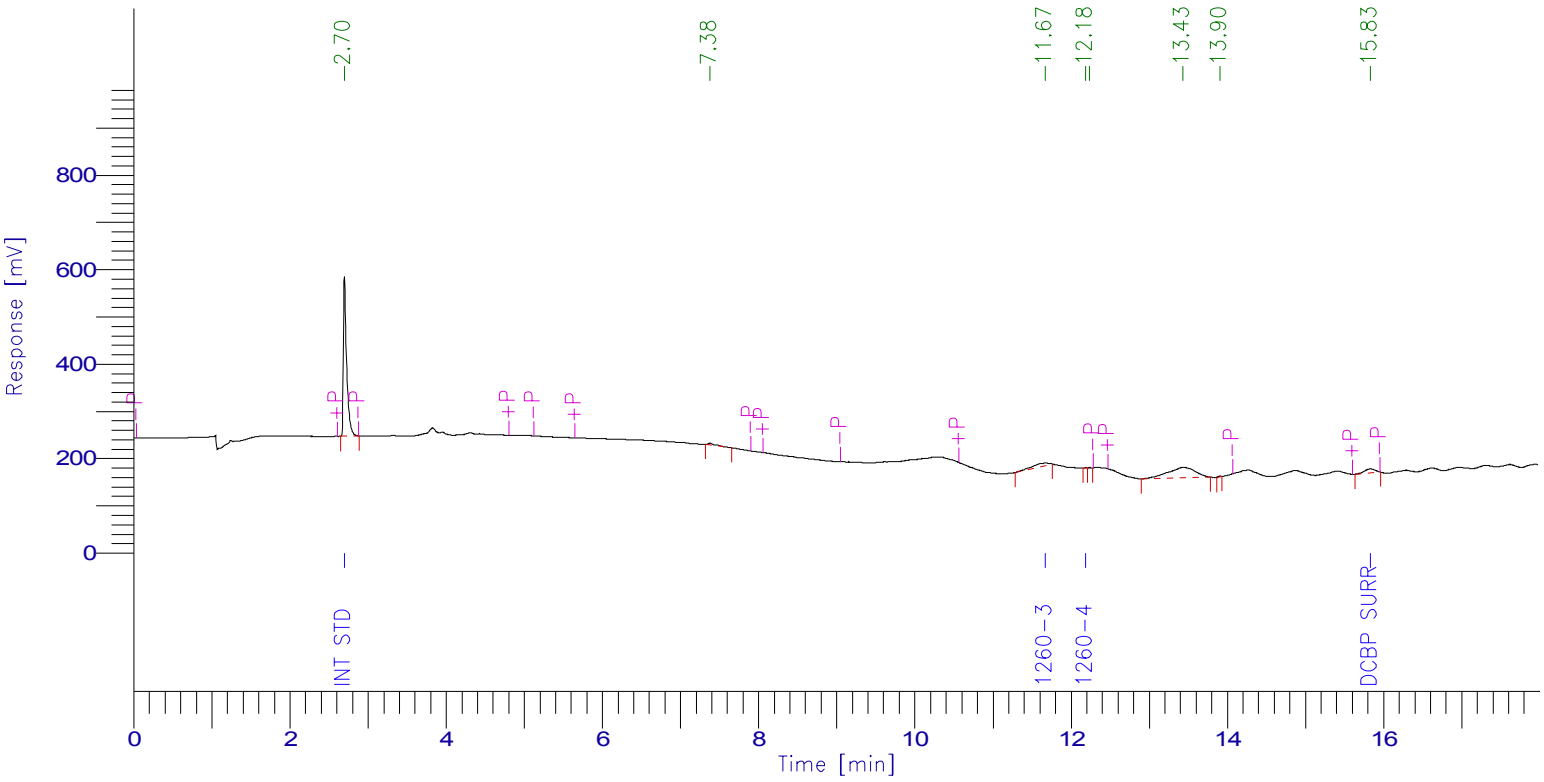

PCB Report

Time [min]	Component Name	Raw Amount	Area [µV·s]	Surrogate SM/WM	Surrogate QC / SL	Spike Rec Soils (%)	Spike Rec Water (%)
2.697	Int Std	100.0000	1002528.31	250.0000	100.0000	40.0000	20.0000
4.881	TCMX SURR	0.0000	0.00	0.0000	0.0000	0.0000	0.0000
5.741	1016-1	0.0000	0.00	0.0000	0.0000	0.0000	0.0000
7.502	1016-2	0.0000	0.00	0.0000	0.0000	0.0000	0.0000
7.627	1016-3	0.0000	0.00	0.0000	0.0000	0.0000	0.0000
7.813	1016-4	0.0000	0.00	0.0000	0.0000	0.0000	0.0000
8.482	1016-5	0.0000	0.00	0.0000	0.0000	0.0000	0.0000
10.842	1260-1	0.0000	0.00	0.0000	0.0000	0.0000	0.0000
11.401	1260-2	0.0000	0.00	0.0000	0.0000	0.0000	0.0000
11.667	1260-3	195.4737	95744.25	488.6843	195.4737	78.1895	39.0947
12.184	1260-4	2.8856	2157.69	7.2140	2.8856	1.1542	0.5771
12.647	1260-5	0.0000	0.00	0.0000	0.0000	0.0000	0.0000
15.829	DCBP SURR	5.7542	80460.60	14.3854	5.7542	2.3017	1.1508
		304.1135	1180890.86				

Client Id: Continuing Blank

Software Version: 4.1<1L22>
Date: 12/2/2019 07:16 AM
Sample Name : hex
Data File : E:\TC2019\ECD6\11-NOV\N27B018.RAW Date: 11/27/2019 02:35 PM
Sequence File: E:\TC2019\ECD6\11-NOV\PCB_SEQ.SEQ Cycle: 786 Channel : B
Instrument : AUTO_ECD6 Rack/Vial: 0/1 Operator:
Sample Amount : 1.0000 Dilution Factor : 1.00

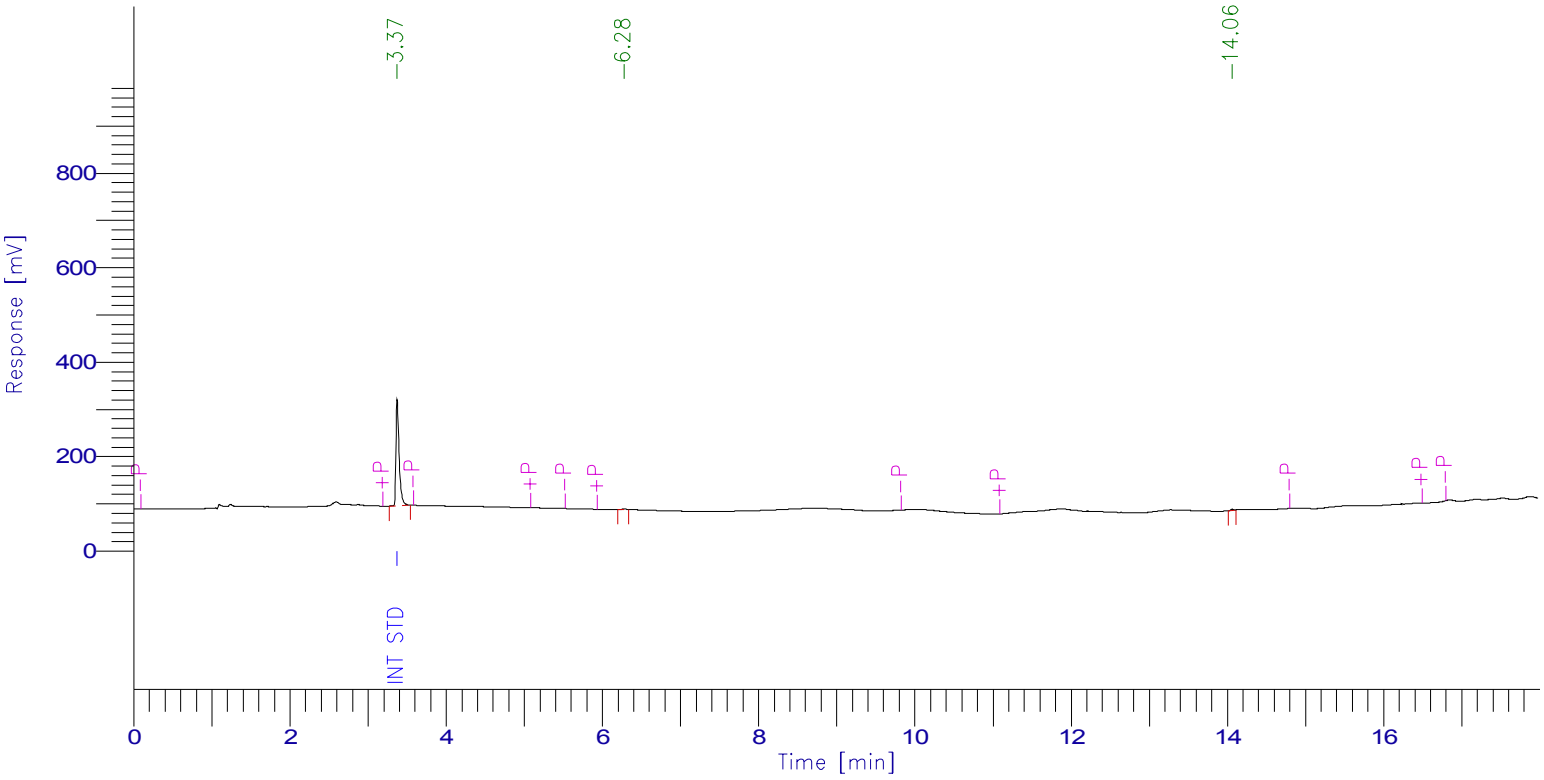

PCB Report

Time [min]	Component Name	Raw Amount	Area [µV·s]	Surrogate SM/WM	Surrogate QC / SL	Spike Rec Soils (%)	Spike Rec Water (%)
3.372	Int Std	100.0000	643665.23	250.0000	100.0000	40.0000	20.0000
5.294	TCMX SURR	0.0000	0.00	0.0000	0.0000	0.0000	0.0000
6.456	1016-1	0.0000	0.00	0.0000	0.0000	0.0000	0.0000
7.277	1016-2	0.0000	0.00	0.0000	0.0000	0.0000	0.0000
8.225	1016-3	0.0000	0.00	0.0000	0.0000	0.0000	0.0000
8.692	1016-4	0.0000	0.00	0.0000	0.0000	0.0000	0.0000
9.353	1016-5	0.0000	0.00	0.0000	0.0000	0.0000	0.0000
12.732	1260-1	0.0000	0.00	0.0000	0.0000	0.0000	0.0000
12.826	1260-2	0.0000	0.00	0.0000	0.0000	0.0000	0.0000
12.931	1260-3	0.0000	0.00	0.0000	0.0000	0.0000	0.0000
13.388	1260-4	0.0000	0.00	0.0000	0.0000	0.0000	0.0000
13.568	1260-5	0.0000	0.00	0.0000	0.0000	0.0000	0.0000
16.586	DCBP SURR	0.0000	0.00	0.0000	0.0000	0.0000	0.0000
		100.0000	643665.23				

7D
PCB CALIBRATION VERIFICATION SUMMARY
Primary

Lab Name: Phoenix Environmental Client: NETC

Lab Code: Phoenix Case No.: SAS No.: SDG No.: GCE67556

GC Col A: RTX-440 ID: 0.53 (mm) Init. Calib. Date(s): 11/26/19 11/26/19

EPA Sample No.(PIBLK): Date Analyzed:

LAB Sample ID (PIBLK): Time Analyzed:

EPA Sample No.(PEM): mix 600;54n Date Analyzed: 11/27/19

LAB Sample ID (PEM): mix 600;54n - N27A019 Time Analyzed: 14:58

Instrument: ECD6 File: N27A019

COMPOUND	RT	RT WINDOW FROM	RT WINDOW TO	RAW AMOUNT ppb	NOM AMOUNT ppb	% D		CF
Aroclor 1016-1	5.76	5.69	5.79	578	600	4		0.030
Aroclor 1016-2	7.53	7.45	7.55	553	600	8		0.115
Aroclor 1016-3	7.65	7.58	7.68	548	600	9		0.048
Aroclor 1016-4	7.84	7.76	7.86	532	600	11		0.040
Aroclor 1016-5	8.50	8.43	8.53	508	600	15		0.033
Aroclor 1260-1	10.87	10.77	10.91	679	600	13		0.068
Aroclor 1260-2	11.43	11.33	11.47	419	600	30	*	0.093
Aroclor 1260-3	11.65	11.55	11.69	368	600	39	*	0.049
Aroclor 1260-4	12.14	12.04	12.18	632	600	5		0.075
Aroclor 1260-5	12.67	12.58	12.72	721	600	20		0.034
Decachlorobiphenyl	15.76	15.63	15.83	57	80	29		1.395
Tetrachloro-m-xylene	4.91	4.83	4.93	77	80	4		1.329

QC LIMITS:
%D must be less than or equal to 20% (*) Criteria exceeded. CF=Calibration/Response Factor

FORM VII PCB

7D
PCB CALIBRATION VERIFICATION SUMMARY
Confirmation

Lab Name: Phoenix Environmental Client: NETC

Lab Code: Phoenix Case No.: SAS No.: SDG No.: GCE67556

GC Col B: Rxi-35Sil ID: 0.32 (mm) Init. Calib. Date(s): 11/26/19 11/26/19

EPA Sample No.(PIBLK): Date Analyzed:

LAB Sample ID (PIBLK): Time Analyzed:

EPA Sample No.(PEM): mix 600;54n Date Analyzed: 11/27/19

LAB Sample ID (PEM): mix 600;54n - N27B019 Time Analyzed: 14:58

Instrument: ECD6 File: N27B019

COMPOUND	RT	RT WINDOW FROM	RT WINDOW TO	RAW AMOUNT ppb	NOM AMOUNT ppb	% D		CF
Aroclor 1016-1	6.48	6.41	6.51	575	600	4		0.039
Aroclor 1016-2	7.30	7.23	7.33	550	600	8		0.080
Aroclor 1016-3	8.25	8.17	8.27	501	600	17		0.154
Aroclor 1016-4	8.71	8.64	8.74	578	600	4		0.037
Aroclor 1016-5	9.37	9.30	9.40	556	600	7		0.051
Aroclor 1260-1	12.75	12.66	12.80	503	600	16		0.125
Aroclor 1260-2	12.85	12.75	12.89	472	600	21	*	0.098
Aroclor 1260-3	12.95	12.86	13.00	534	600	11		0.054
Aroclor 1260-4	13.41	13.32	13.46	452	600	25	*	0.100
Aroclor 1260-5	13.59	13.50	13.64	599	600	0		0.047
Decachlorobiphenyl	16.60	16.48	16.68	76	80	5		1.557
Tetrachloro-m-xylene	5.32	5.24	5.34	84	80	5		1.557

QC LIMITS:
%D must be less than or equal to 20% (*) Criteria exceeded. CF=Calibration/Response Factor

FORM VII PCB

Client Id: Continuing Calibration

Software Version: 4.1<1L22>
Date: 12/2/2019 07:21 AM
Sample Name : mix 600;54n
Data File : E:\TC2019\ECD6\11-NOV\N27A019.RAW Date: 11/27/2019 02:58 PM
Sequence File: E:\TC2019\ECD6\11-NOV\PCB_SEQ.SEQ Cycle: 787 Channel : A
Instrument : AUTO_ECD6 Rack/Vial: 0/14 Operator:
Sample Amount : 1.0000 Dilution Factor : 1.00

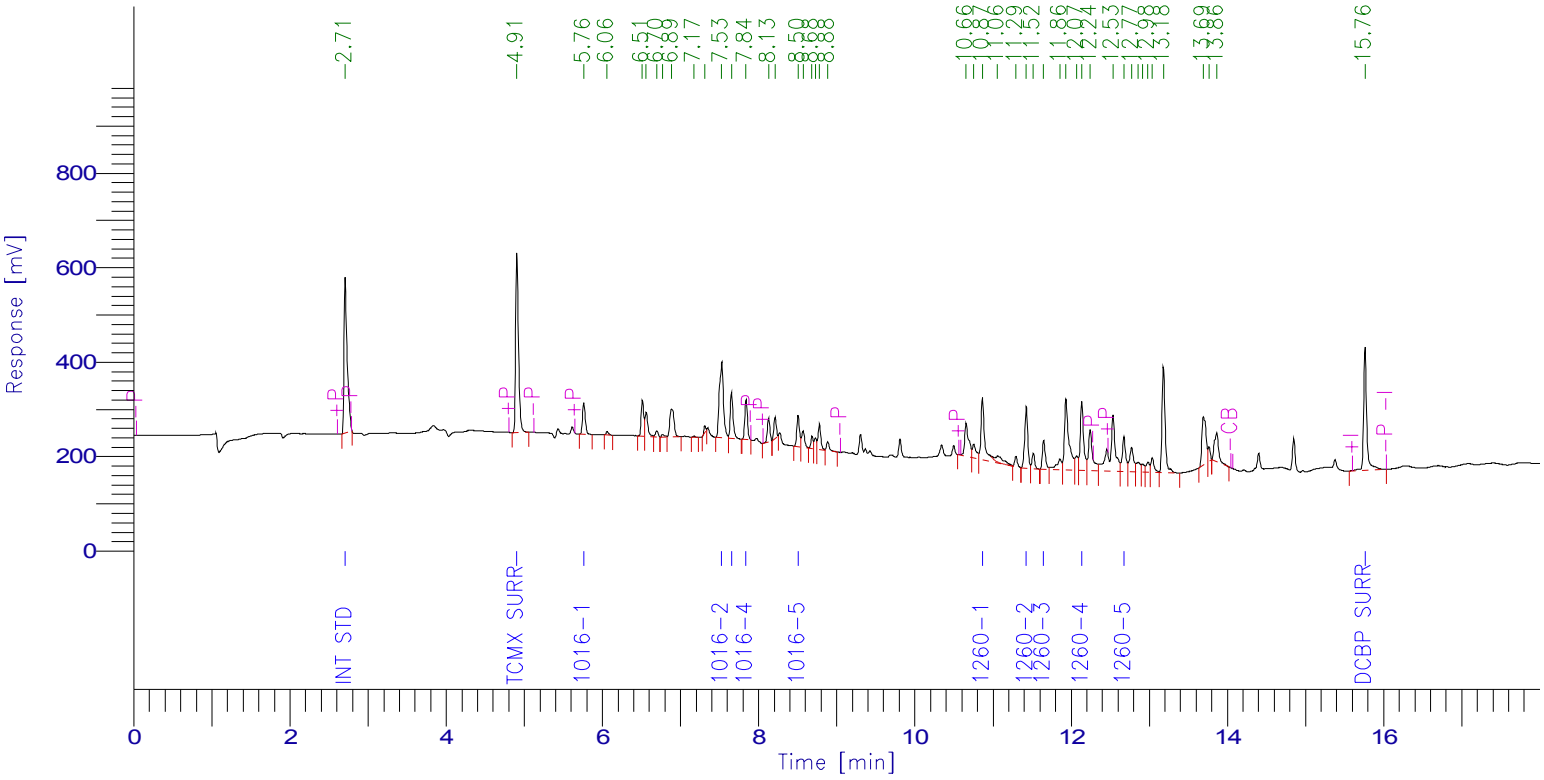

PCB Report

Time [min]	Component Name	Raw Amount	Area [µV·s]	Surrogate SM/WM	Surrogate QC / SL	Spike Rec Soils (%)	Spike Rec Water (%)
2.707	Int Std	100.0000	942420.95	250.0000	100.0000	40.0000	20.0000
4.906	TCMX SURR	76.9607	964056.88	192.4018	76.9607	30.7843	15.3921
5.761	1016-1	577.5176	162047.34	1443.7941	577.5176	231.0071	115.5035
7.529	1016-2	553.2444	597494.88	1383.1110	553.2444	221.2978	110.6489
7.653	1016-3	547.8058	250333.70	1369.5144	547.8058	219.1223	109.5612
7.839	1016-4	531.7854	199098.48	1329.4634	531.7854	212.7142	106.3571
8.504	1016-5	508.4557	157412.08	1271.1393	508.4557	203.3823	101.6911
10.865	1260-1	678.5568	432143.62	1696.3920	678.5568	271.4227	135.7114
11.426	1260-2	419.4498	366073.32	1048.6244	419.4498	167.7799	83.8900
11.647	1260-3	367.8442	169370.01	919.6104	367.8442	147.1377	73.5688
12.136	1260-4	631.5153	443897.32	1578.7882	631.5153	252.6061	126.3031
12.674	1260-5	720.5539	231470.19	1801.3848	720.5539	288.2216	144.1108
15.760	DCBP SURR	57.1962	751823.08	142.9904	57.1962	22.8785	11.4392
		5770.8857	5667641.85				

Client Id: Continuing Calibration

Software Version: 4.1<1L22>
Date: 12/2/2019 07:30 AM
Sample Name : mix 600;54n
Data File : E:\TC2019\ECD6\11-NOV\N27B019.RAW Date: 11/27/2019 02:58 PM
Sequence File: E:\TC2019\ECD6\11-NOV\PCB_SEQ.SEQ Cycle: 787 Channel : B
Instrument : AUTO_ECD6 Rack/Vial: 0/14 Operator:
Sample Amount : 1.0000 Dilution Factor : 1.00

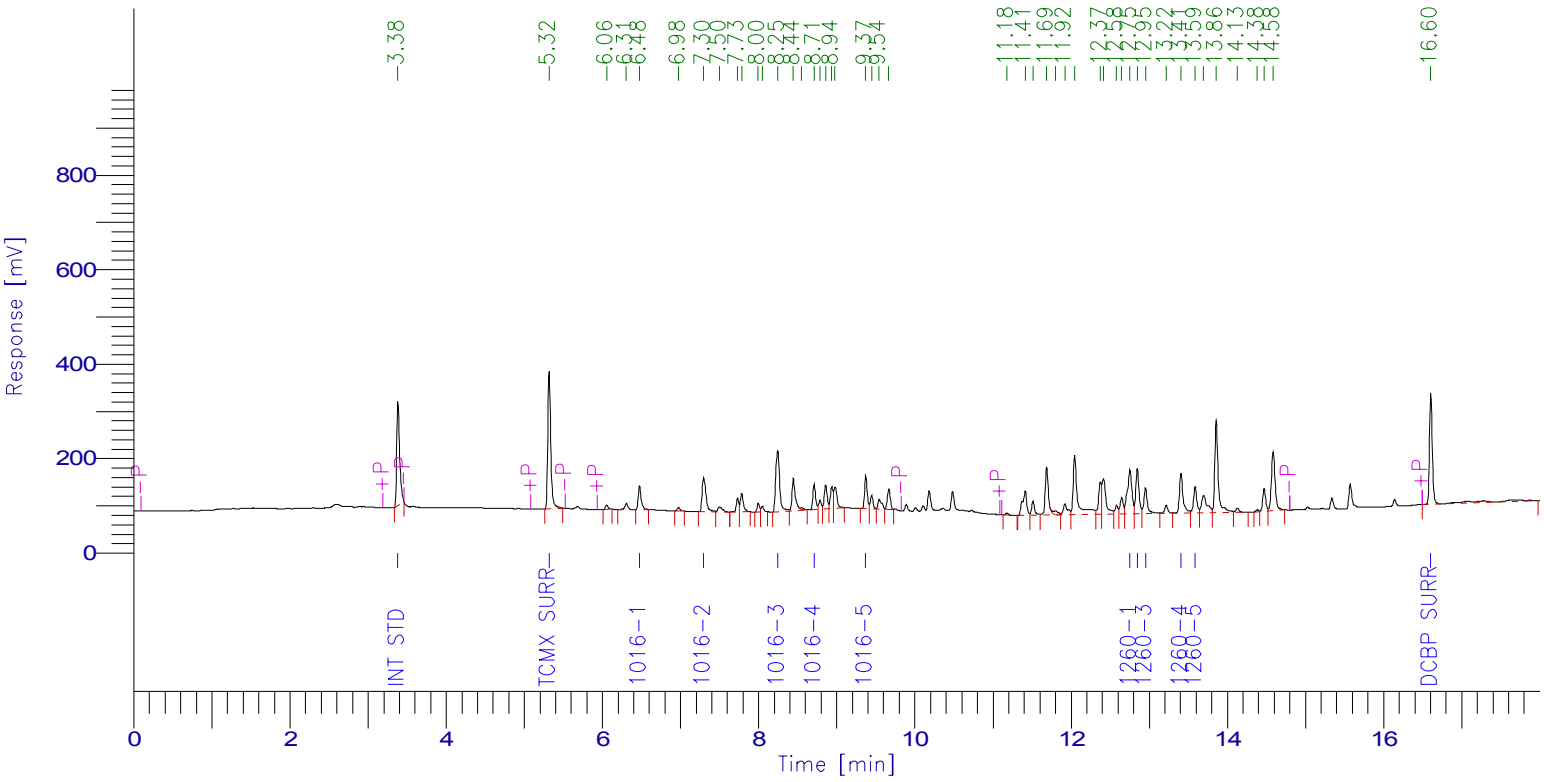

PCB Report

Time [min]	Component Name	Raw Amount	Area [µV·s]	Surrogate SM/WM	Surrogate QC / SL	Spike Rec Soils (%)	Spike Rec Water (%)
3.382	Int Std	100.0000	589658.64	250.0000	100.0000	40.0000	20.0000
5.317	TCMX SURR	83.8795	769874.25	209.6988	83.8795	33.5518	16.7759
6.475	1016-1	574.5965	131068.69	1436.4914	574.5965	229.8386	114.9193
7.295	1016-2	550.4214	260833.74	1376.0535	550.4214	220.1686	110.0843
8.245	1016-3	501.3379	456544.54	1253.3446	501.3379	200.5351	100.2676
8.711	1016-4	577.8888	127520.50	1444.7220	577.8888	231.1555	115.5778
9.371	1016-5	555.6222	168244.38	1389.0555	555.6222	222.2489	111.1244
12.751	1260-1	502.9386	370760.78	1257.3464	502.9386	201.1754	100.5877
12.846	1260-2	472.3645	272010.49	1180.9113	472.3645	188.9458	94.4729
12.951	1260-3	534.4295	169791.84	1336.0737	534.4295	213.7718	106.8859
13.406	1260-4	451.9816	265260.18	1129.9539	451.9816	180.7926	90.3963
13.586	1260-5	598.7557	167497.24	1496.8892	598.7557	239.5023	119.7511
16.603	DCBP SURR	76.2593	700127.73	190.6484	76.2593	30.5037	15.2519
		5580.4755	4449192.99				

7D
PCB CALIBRATION VERIFICATION SUMMARY
Primary

Lab Name: Phoenix Environmental Client: NETC

Lab Code: Phoenix Case No.: SAS No.: SDG No.: GCE67556

GC Col A: RTX-440 ID: 0.53 (mm) Init. Calib. Date(s): 11/26/19 11/26/19

EPA Sample No.(PIBLK): hex Date Analyzed: 11/27/19

LAB Sample ID (PIBLK): hex - N27A031 Time Analyzed: 19:34

EPA Sample No.(PEM): Date Analyzed:

LAB Sample ID (PEM): Time Analyzed:

Instrument: ECD6 File: N27A031

COMPOUND	RT	RT WINDOW FROM	RT WINDOW TO	CALC AMOUNT ppb	NOM AMOUNT ppb	% D		CF
Aroclor 1016-1		5.69	5.79	33U				
Aroclor 1016-2		7.45	7.55	33U				
Aroclor 1016-3		7.58	7.68	33U				
Aroclor 1016-4		7.76	7.86	33U				
Aroclor 1016-5		8.43	8.53	33U				
Aroclor 1260-1		10.77	10.91	33U				
Aroclor 1260-2		11.33	11.47	33U				
Aroclor 1260-3		11.55	11.69	33U				
Aroclor 1260-4		12.04	12.18	33U				
Aroclor 1260-5		12.58	12.72	33U				

QC LIMITS:
%D must be less than or equal to 20% (*) Criteria exceeded. CF=Calibration/Response Factor
Both channels need to have the compound detected for a concentration to be reported on either channel.

FORM VII PCB

7D
PCB CALIBRATION VERIFICATION SUMMARY
Confirmation

Lab Name: Phoenix Environmental Client: NETC

Lab Code: Phoenix Case No.: SAS No.: SDG No.: GCE67556

GC Col B: Rxi-35Sil ID: 0.32 (mm) Init. Calib. Date(s): 11/26/19 11/26/19

EPA Sample No.(PIBLK): hex Date Analyzed: 11/27/19

LAB Sample ID (PIBLK): hex - N27B031 Time Analyzed: 19:34

EPA Sample No.(PEM): Date Analyzed:

LAB Sample ID (PEM): Time Analyzed:

Instrument: ECD6 File: N27B031

COMPOUND	RT	RT WINDOW FROM	RT WINDOW TO	CALC AMOUNT ppb	NOM AMOUNT ppb	% D		CF
Aroclor 1016-1		6.41	6.51	33U				
Aroclor 1016-2		7.23	7.33	33U				
Aroclor 1016-3		8.17	8.27	33U				
Aroclor 1016-4		8.64	8.74	33U				
Aroclor 1016-5		9.30	9.40	33U				
Aroclor 1260-1		12.66	12.80	33U				
Aroclor 1260-2		12.75	12.89	33U				
Aroclor 1260-3		12.86	13.00	33U				
Aroclor 1260-4		13.32	13.46	33U				
Aroclor 1260-5		13.50	13.64	33U				

QC LIMITS:
%D must be less than or equal to 20% (*) Criteria exceeded. CF=Calibration/Response Factor
Both channels need to have the compound detected for a concentration to be reported on either channel.

FORM VII PCB

Client Id: Continuing Blank

Software Version: 4.1<1L22>
Date: 12/2/2019 07:15 AM
Sample Name : hex
Data File : E:\TC2019\ECD6\11-NOV\N27A031.RAW Date: 11/27/2019 07:34 PM
Sequence File: E:\TC2019\ECD6\11-NOV\PCB_SEQ.SEQ Cycle: 799 Channel : A
Instrument : AUTO_ECD6 Rack/Vial: 0/1 Operator:
Sample Amount : 1.0000 Dilution Factor : 1.00

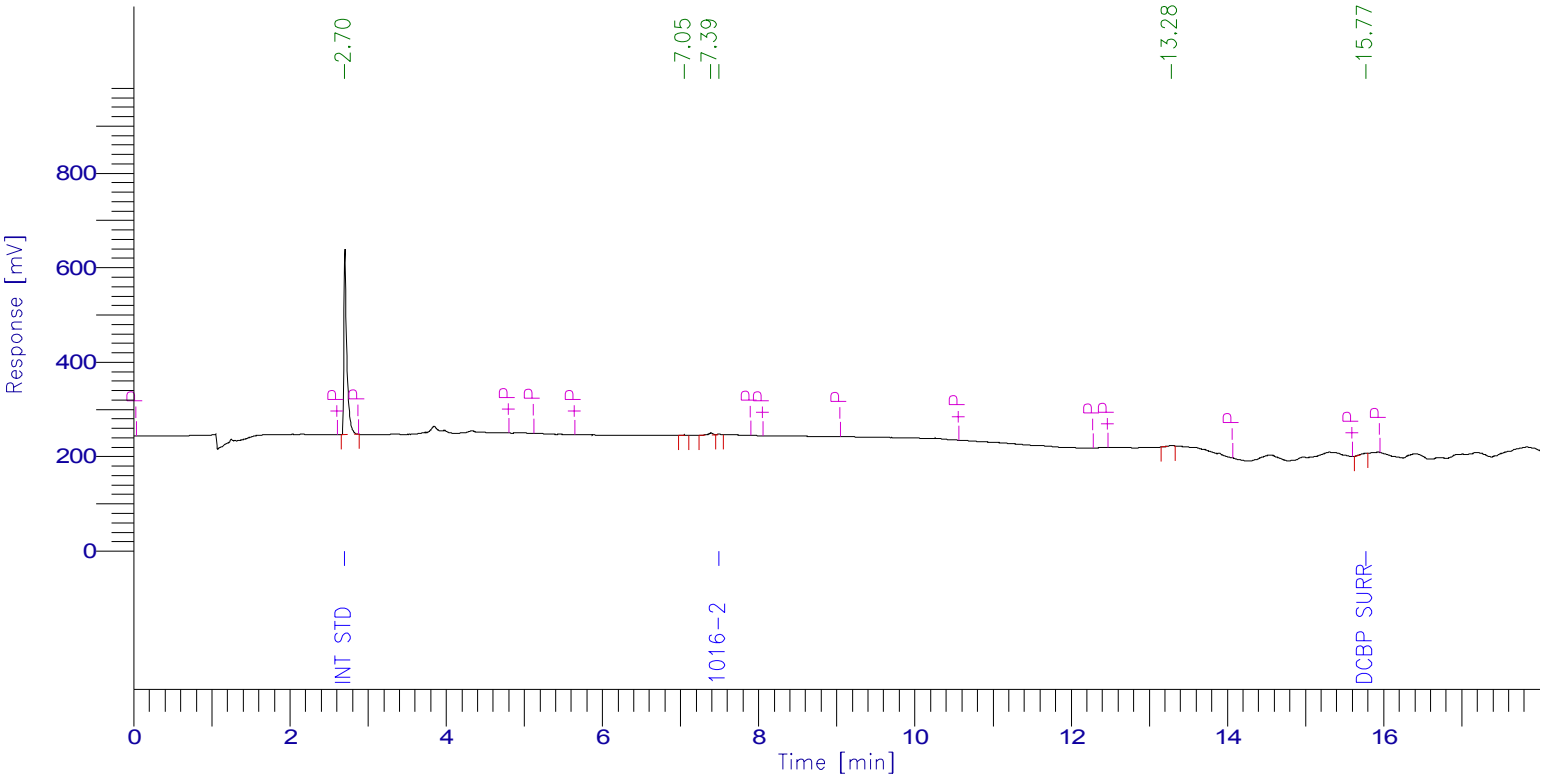

PCB Report

Time [min]	Component Name	Raw Amount	Area [µV·s]	Surrogate SM/WM	Surrogate QC / SL	Spike Rec Soils (%)	Spike Rec Water (%)
2.704	Int Std	100.0000	1033783.94	250.0000	100.0000	40.0000	20.0000
4.881	TCMX SURR	0.0000	0.00	0.0000	0.0000	0.0000	0.0000
5.741	1016-1	0.0000	0.00	0.0000	0.0000	0.0000	0.0000
7.492	1016-2	4.8898	5792.87	12.2245	4.8898	1.9559	0.9780
7.627	1016-3	0.0000	0.00	0.0000	0.0000	0.0000	0.0000
7.813	1016-4	0.0000	0.00	0.0000	0.0000	0.0000	0.0000
8.482	1016-5	0.0000	0.00	0.0000	0.0000	0.0000	0.0000
10.842	1260-1	0.0000	0.00	0.0000	0.0000	0.0000	0.0000
11.401	1260-2	0.0000	0.00	0.0000	0.0000	0.0000	0.0000
11.623	1260-3	0.0000	0.00	0.0000	0.0000	0.0000	0.0000
12.114	1260-4	0.0000	0.00	0.0000	0.0000	0.0000	0.0000
12.647	1260-5	0.0000	0.00	0.0000	0.0000	0.0000	0.0000
15.769	DCBP SURR	0.9231	13310.56	2.3078	0.9231	0.3693	0.1846
		105.8129	1052887.37				

Client Id: Continuing Blank

Software Version: 4.1<1L22>
Date: 12/2/2019 07:17 AM
Sample Name : hex
Data File : E:\TC2019\ECD6\11-NOV\N27B031.RAW Date: 11/27/2019 07:34 PM
Sequence File: E:\TC2019\ECD6\11-NOV\PCB_SEQ.SEQ Cycle: 799 Channel : B
Instrument : AUTO_ECD6 Rack/Vial: 0/1 Operator:
Sample Amount : 1.0000 Dilution Factor : 1.00

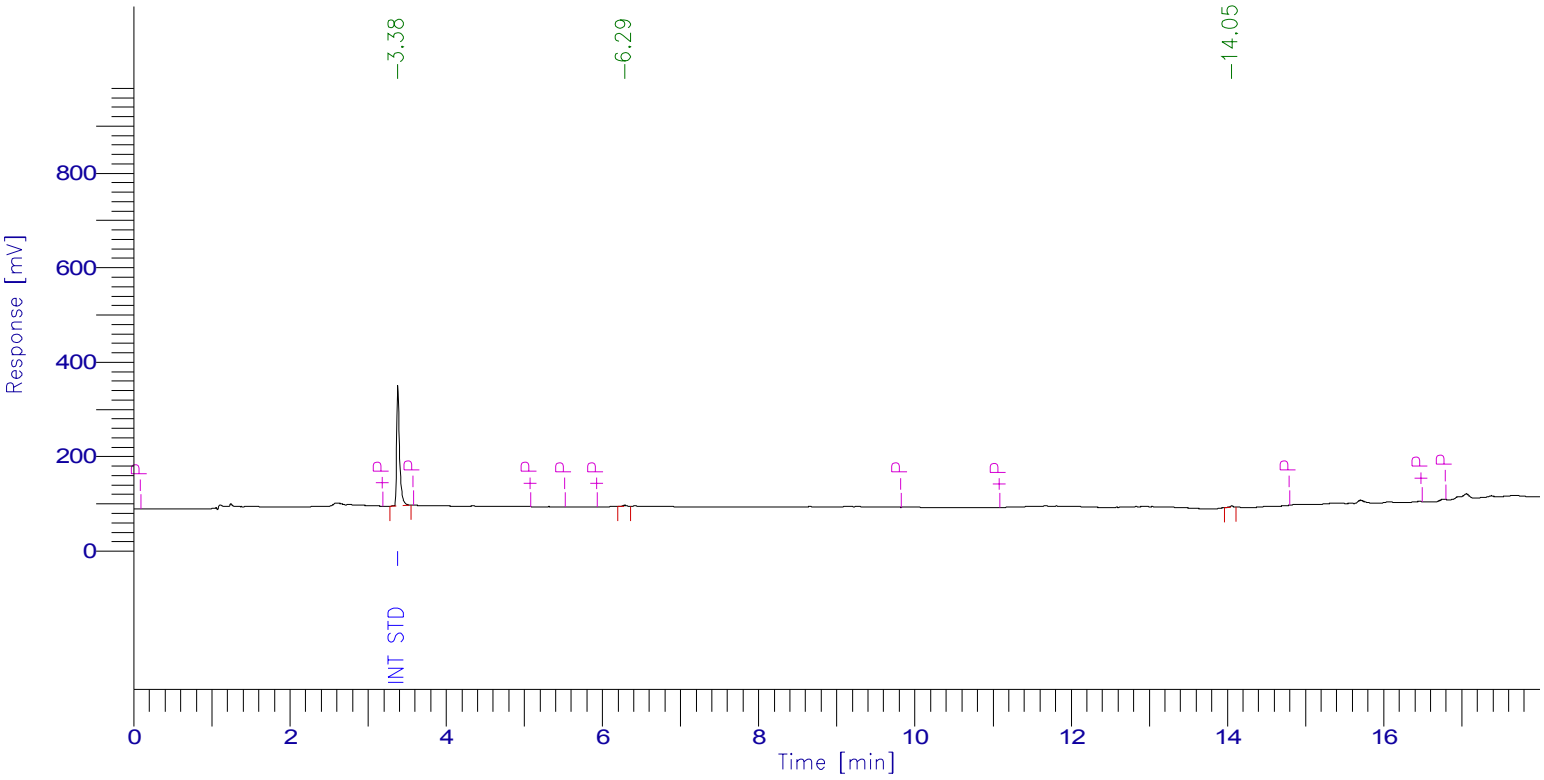

PCB Report

Time [min]	Component Name	Raw Amount	Area [µV·s]	Surrogate SM/WM	Surrogate QC / SL	Spike Rec Soils (%)	Spike Rec Water (%)
3.381	Int Std	100.0000	665356.37	250.0000	100.0000	40.0000	20.0000
5.294	TCMX SURR	0.0000	0.00	0.0000	0.0000	0.0000	0.0000
6.456	1016-1	0.0000	0.00	0.0000	0.0000	0.0000	0.0000
7.277	1016-2	0.0000	0.00	0.0000	0.0000	0.0000	0.0000
8.225	1016-3	0.0000	0.00	0.0000	0.0000	0.0000	0.0000
8.692	1016-4	0.0000	0.00	0.0000	0.0000	0.0000	0.0000
9.353	1016-5	0.0000	0.00	0.0000	0.0000	0.0000	0.0000
12.732	1260-1	0.0000	0.00	0.0000	0.0000	0.0000	0.0000
12.826	1260-2	0.0000	0.00	0.0000	0.0000	0.0000	0.0000
12.931	1260-3	0.0000	0.00	0.0000	0.0000	0.0000	0.0000
13.388	1260-4	0.0000	0.00	0.0000	0.0000	0.0000	0.0000
13.568	1260-5	0.0000	0.00	0.0000	0.0000	0.0000	0.0000
16.586	DCBP SURR	0.0000	0.00	0.0000	0.0000	0.0000	0.0000
		100.0000	665356.37				

7D
PCB CALIBRATION VERIFICATION SUMMARY
Primary

Lab Name: Phoenix Environmental Client: NETC

Lab Code: Phoenix Case No.: SAS No.: SDG No.: GCE67556

GC Col A: RTX-440 ID: 0.53 (mm) Init. Calib. Date(s): 11/26/19 11/26/19

EPA Sample No.(PIBLK): Date Analyzed:

LAB Sample ID (PIBLK): Time Analyzed:

EPA Sample No.(PEM): mix 600;54n Date Analyzed: 11/27/19

LAB Sample ID (PEM): mix 600;54n - N27A033 Time Analyzed: 20:20

Instrument: ECD6 File: N27A033

COMPOUND	RT	RT WINDOW FROM	RT WINDOW TO	RAW AMOUNT ppb	NOM AMOUNT ppb	% D		CF
Aroclor 1016-1	5.75	5.69	5.79	591	600	2		0.030
Aroclor 1016-2	7.51	7.45	7.55	596	600	1		0.115
Aroclor 1016-3	7.64	7.58	7.68	590	600	2		0.048
Aroclor 1016-4	7.82	7.76	7.86	584	600	3		0.040
Aroclor 1016-5	8.49	8.43	8.53	584	600	3		0.033
Aroclor 1260-1	10.85	10.77	10.91	536	600	11		0.068
Aroclor 1260-2	11.41	11.33	11.47	596	600	1		0.093
Aroclor 1260-3	11.63	11.55	11.69	536	600	11		0.049
Aroclor 1260-4	12.12	12.04	12.18	491	600	18		0.075
Aroclor 1260-5	12.66	12.58	12.72	515	600	14		0.034
Decachlorobiphenyl	15.75	15.63	15.83	61	80	24		1.395
Tetrachloro-m-xylene	4.89	4.83	4.93	79	80	1		1.329

QC LIMITS:
%D must be less than or equal to 20% (*) Criteria exceeded. CF=Calibration/Response Factor

FORM VII PCB

7D
PCB CALIBRATION VERIFICATION SUMMARY
Confirmation

Lab Name: Phoenix Environmental Client: NETC

Lab Code: Phoenix Case No.: SAS No.: SDG No.: GCE67556

GC Col B: Rxi-35Sil ID: 0.32 (mm) Init. Calib. Date(s): 11/26/19 11/26/19

EPA Sample No.(PIBLK): Date Analyzed:

LAB Sample ID (PIBLK): Time Analyzed:

EPA Sample No.(PEM): mix 600;54n Date Analyzed: 11/27/19

LAB Sample ID (PEM): mix 600;54n - N27B033 Time Analyzed: 20:20

Instrument: ECD6 File: N27B033

COMPOUND	RT	RT WINDOW FROM	RT WINDOW TO	RAW AMOUNT ppb	NOM AMOUNT ppb	% D		CF
Aroclor 1016-1	6.46	6.41	6.51	579	600	4		0.039
Aroclor 1016-2	7.28	7.23	7.33	602	600	0		0.080
Aroclor 1016-3	8.23	8.17	8.27	567	600	6		0.154
Aroclor 1016-4	8.70	8.64	8.74	577	600	4		0.037
Aroclor 1016-5	9.36	9.30	9.40	557	600	7		0.051
Aroclor 1260-1	12.74	12.66	12.80	515	600	14		0.125
Aroclor 1260-2	12.84	12.75	12.89	499	600	17		0.098
Aroclor 1260-3	12.94	12.86	13.00	568	600	5		0.054
Aroclor 1260-4	13.40	13.32	13.46	508	600	15		0.100
Aroclor 1260-5	13.58	13.50	13.64	519	600	14		0.047
Decachlorobiphenyl	16.59	16.48	16.68	69	80	14		1.557
Tetrachloro-m-xylene	5.30	5.24	5.34	81	80	1		1.557

QC LIMITS:
%D must be less than or equal to 20% (*) Criteria exceeded. CF=Calibration/Response Factor

FORM VII PCB

Client Id: Continuing Calibration

Software Version: 4.1<1L22>
Date: 12/2/2019 07:34 AM
Sample Name : mix 600;54n
Data File : E:\TC2019\ECD6\11-NOV\N27A033.RAW Date: 11/27/2019 08:20 PM
Sequence File: E:\TC2019\ECD6\11-NOV\PCB_SEQ.SEQ Cycle: 801 Channel : A
Instrument : AUTO_ECD6 Rack/Vial: 0/26 Operator:
Sample Amount : 1.0000 Dilution Factor : 1.00

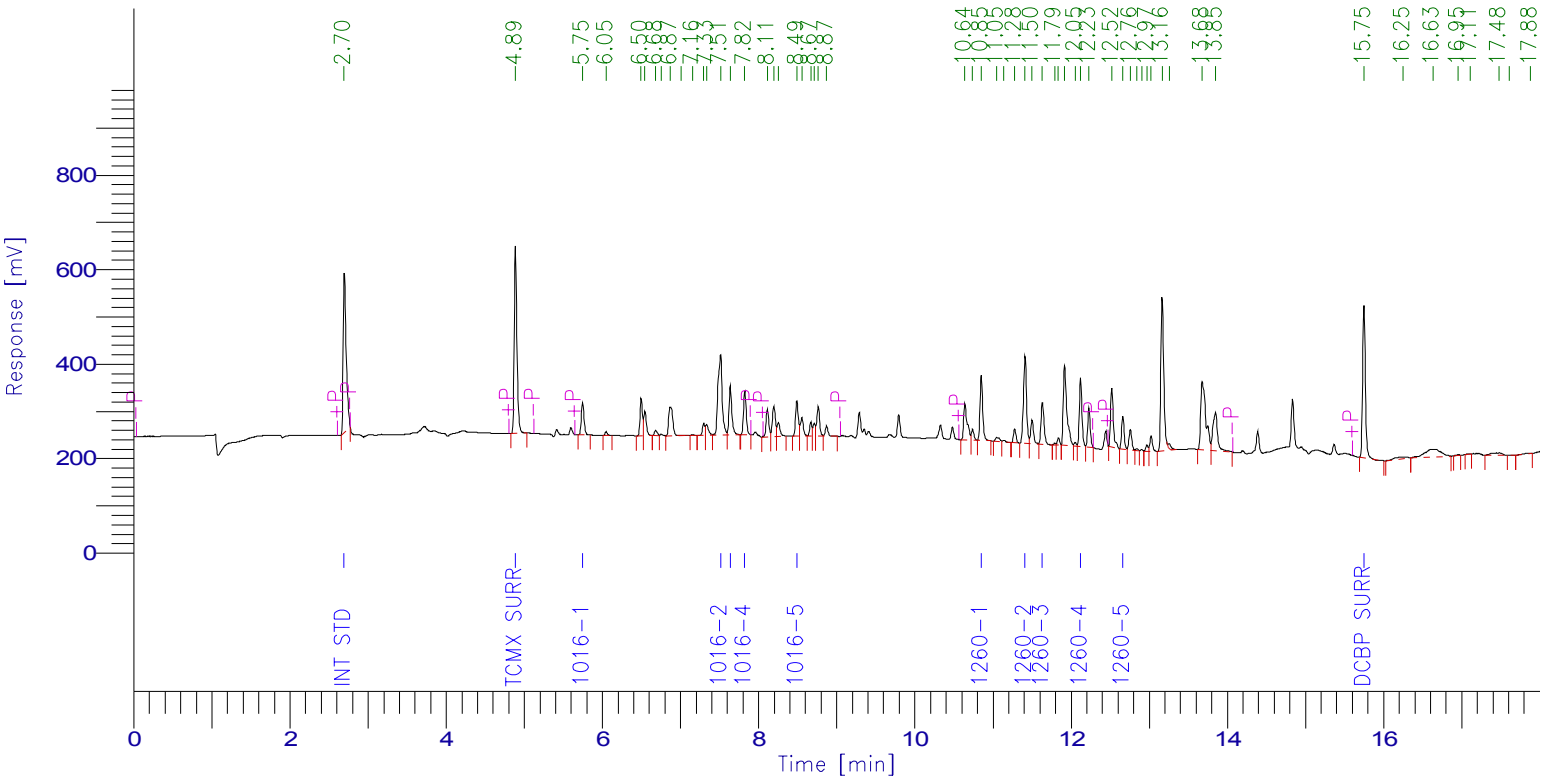

PCB Report

Time [min]	Component Name	Raw Amount	Area [µV·s]	Surrogate SM/WM	Surrogate QC / SL	Spike Rec Soils (%)	Spike Rec Water (%)
2.696	Int Std	100.0000	935186.50	250.0000	100.0000	40.0000	20.0000
4.887	TCMX SURR	78.9234	981053.97	197.3086	78.9234	31.5694	15.7847
5.747	1016-1	590.8160	164506.17	1477.0400	590.8160	236.3264	118.1632
7.512	1016-2	596.4542	639215.84	1491.1354	596.4542	238.5817	119.2908
7.637	1016-3	590.4262	267738.99	1476.0654	590.4262	236.1705	118.0852
7.823	1016-4	583.9487	216949.93	1459.8717	583.9487	233.5795	116.7897
8.489	1016-5	583.9357	179392.09	1459.8393	583.9357	233.5743	116.7871
10.849	1260-1	535.7990	338607.92	1339.4976	535.7990	214.3196	107.1598
11.409	1260-2	596.4449	516549.29	1491.1124	596.4449	238.5780	119.2890
11.630	1260-3	536.4305	245097.80	1341.0763	536.4305	214.5722	107.2861
12.119	1260-4	491.1727	342599.10	1227.9318	491.1727	196.4691	98.2345
12.660	1260-5	514.7211	164079.30	1286.8026	514.7211	205.8884	102.9442
15.746	DCBP SURR	61.1093	797093.79	152.7732	61.1093	24.4437	12.2219
		5860.1817	5788070.69				

Client Id: Continuing Calibration

Software Version: 4.1<1L22>
Date: 12/2/2019 07:32 AM
Sample Name : mix 600;54n
Data File : E:\TC2019\ECD6\11-NOV\N27B033.RAW Date: 11/27/2019 08:20 PM
Sequence File: E:\TC2019\ECD6\11-NOV\PCB_SEQ.SEQ Cycle: 801 Channel : B
Instrument : AUTO_ECD6 Rack/Vial: 0/26 Operator:
Sample Amount : 1.0000 Dilution Factor : 1.00

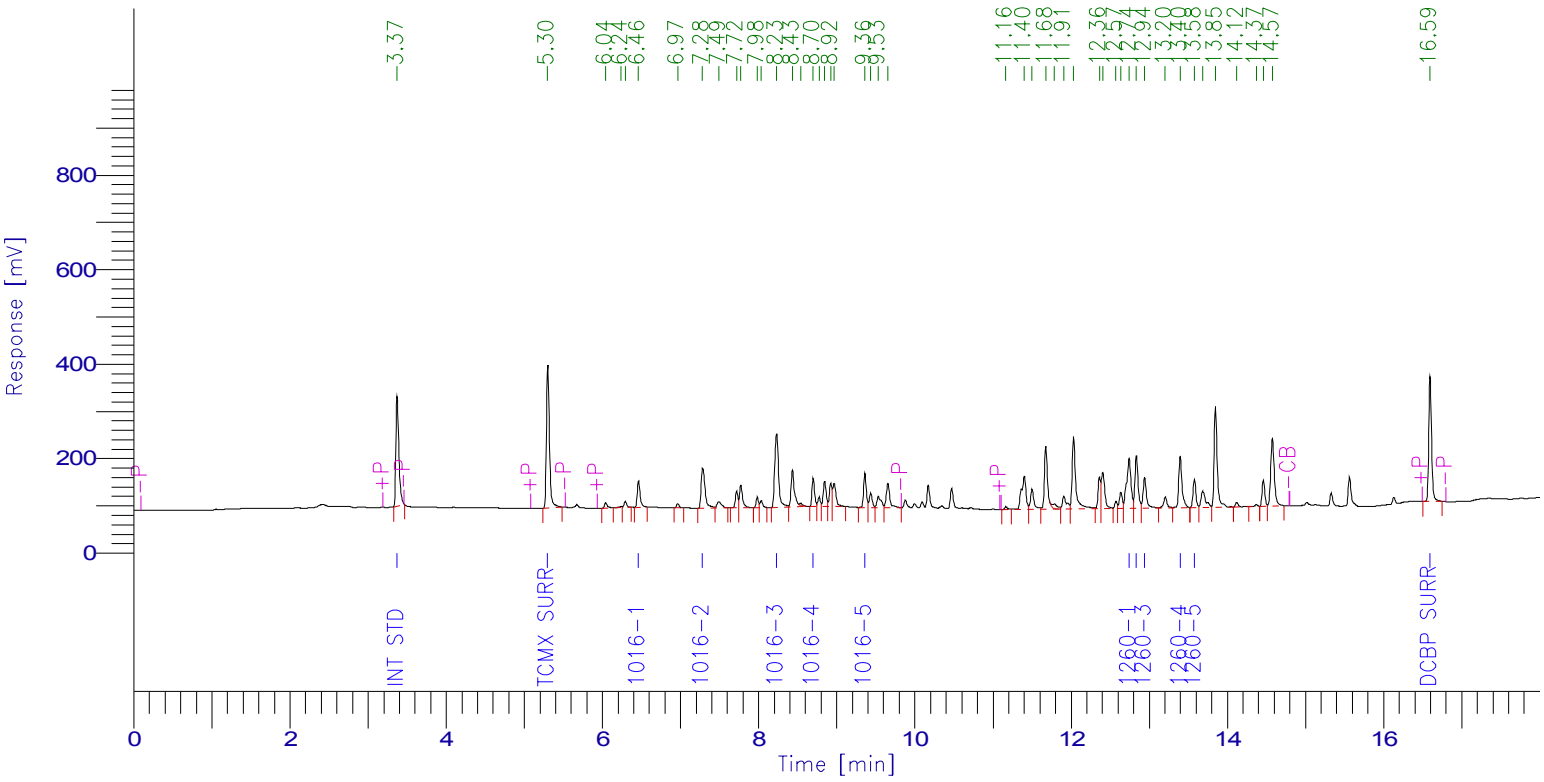

PCB Report

Time [min]	Component Name	Raw Amount	Area [µV·s]	Surrogate SM/WM	Surrogate QC / SL	Spike Rec Soils (%)	Spike Rec Water (%)
3.372	Int Std	100.0000	629586.58	250.0000	100.0000	40.0000	20.0000
5.301	TCMX SURR	81.3583	797297.65	203.3957	81.3583	32.5433	16.2717
6.462	1016-1	579.0708	141033.54	1447.6770	579.0708	231.6283	115.8142
7.282	1016-2	602.4266	304808.74	1506.0665	602.4266	240.9706	120.4853
8.232	1016-3	566.7811	551090.36	1416.9528	566.7811	226.7124	113.3562
8.698	1016-4	577.1821	135988.86	1442.9552	577.1821	230.8728	115.4364
9.359	1016-5	557.2136	180151.34	1393.0340	557.2136	222.8854	111.4427
12.741	1260-1	515.1683	405492.43	1287.9207	515.1683	206.0673	103.0337
12.835	1260-2	499.3311	307009.48	1248.3277	499.3311	199.7324	99.8662
12.940	1260-3	567.5060	192509.29	1418.7651	567.5060	227.0024	113.5012
13.395	1260-4	507.7482	318166.54	1269.3704	507.7482	203.0993	101.5496
13.576	1260-5	518.9719	155008.89	1297.4297	518.9719	207.5887	103.7944
16.593	DCBP SURR	69.1093	677446.86	172.7731	69.1093	27.6437	13.8219
		5741.8672	4795590.58				

1D
PCB ORGANICS ANALYSIS DATA SHEET

CLIENT SAMPLE NO.

CE67556 LCS

Lab Name: Phoenix Environmental Client: NETC

Lab Code: Phoenix Instr: ECD24 Column.: RTX-440 0.32 SDG No.: GCE67556

Matrix: (soil/water) SOIL Lab Sample ID: CE67556 LCS

Sample wt/vol: 15 (g/mL) g Lab File ID: N27A006

% Moisture: n.a. decanted: (Y/N) N Date Received: 11/25/19

Extraction: (SepF/Cont/ASE) 3545 Date Extracted: 11/26/19

Concentrated Extract Volume: 5000 (uL) Date Analyzed: 11/27/19

Injection Volume: 1 (uL) Dilution Factor: 10

CONCENTRATION UNITS: ug/kg

CAS NO.	COMPOUND	CF	CONC	P/C	Q	MDL	PQL
12674-11-2	Aroclor-1016	MC	1470	C		170	170
11104-28-2	Aroclor-1221	MC	170	C	U	170	170
11141-16-5	Aroclor-1232	MC	170	C	U	170	170
53469-21-9	Aroclor-1242	MC	170	C	U	170	170
12672-29-6	Aroclor-1248	MC	170	C	U	170	170
11097-69-1	Aroclor-1254	MC	170	C	U	170	170
11096-82-5	Aroclor-1260	MC	1480	C		170	170
37324-23-5	Aroclor-1262	MC	170	C	U	170	170
11100-14-4	Aroclor-1268	MC	170	C	U	170	170
2051-24-3	Decachlorobiphenyl	1.538	86	C		%	%
877-09-8	Tetrachloro-m-xylene	1.520	85	C		%	%

12674-11-2 Sample Result Calc: ((442.295raw * 10df * 5fv) / (15wt-vol) = 1470
12674-11-2 Sample PQL Calc: (50raw * 10df * 5fv) / (15wt-vol) = 170

Both channels need to have the compound detected for a concentration to be reported on either channel.
U1=Due to matrix interference and/or the presence of a large amount of non-target material, the reporting level for this compound has been elevated.
U2=The presence of this compound was not confirmed by the analyst based on the characteristic pattern matching of multi-component parameters, retention time, and/or peak shape.

P/C: P=Primary Result C=Confirmation Result X=Not Used CF=Calculated Calibration/Response Factor MC=Multi-Component

1D
PCB ORGANICS ANALYSIS DATA SHEET

CLIENT SAMPLE NO.

CE67556 LCS

Lab Name: Phoenix Environmental Client: NETC

Lab Code: Phoenix Instr: ECD24 Column.: RXI-35SI 0.32 SDG No.: GCE67556

Matrix: (soil/water) SOIL Lab Sample ID: CE67556 LCS

Sample wt/vol: 15 (g/mL) g Lab File ID: N27B006

% Moisture: n.a. decanted: (Y/N) N Date Received: 11/25/19

Extraction: (SepF/Cont/ASE) 3545 Date Extracted: 11/26/19

Concentrated Extract Volume: 5000 (uL) Date Analyzed: 11/27/19

Injection Volume: 1 (uL) Dilution Factor: 10

CONCENTRATION UNITS: ug/kg

CAS NO.	COMPOUND	CF	CONC	P/C	Q	MDL	PQL
12674-11-2	Aroclor-1016	MC	1440	P		170	170
11104-28-2	Aroclor-1221	MC	170	P	U	170	170
11141-16-5	Aroclor-1232	MC	170	P	U	170	170
53469-21-9	Aroclor-1242	MC	170	P	U	170	170
12672-29-6	Aroclor-1248	MC	170	P	U	170	170
11097-69-1	Aroclor-1254	MC	170	P	U	170	170
11096-82-5	Aroclor-1260	MC	1480	P		170	170
37324-23-5	Aroclor-1262	MC	170	P	U	170	170
11100-14-4	Aroclor-1268	MC	170	P	U	170	170
2051-24-3	Decachlorobiphenyl	1.525	90	P		%	%
877-09-8	Tetrachloro-m-xylene	1.349	83	P		%	%

12674-11-2 Sample Result Calc: ((430.664raw * 10df * 5fv) / (15wt-vol) = 1440
12674-11-2 Sample PQL Calc: (50raw * 10df * 5fv) / (15wt-vol) = 170

Both channels need to have the compound detected for a concentration to be reported on either channel.
U1=Due to matrix interference and/or the presence of a large amount of non-target material, the reporting level for this compound has been elevated.
U2=The presence of this compound was not confirmed by the analyst based on the characteristic pattern matching of multi-component parameters, retention time, and/or peak shape.

P/C: P=Primary Result C=Confirmation Result X=Not Used CF=Calculated Calibration/Response Factor MC=Multi-Component

10A

PCB IDENTIFICATION SUMMARY

CLIENT SAMPLE NO

COMP-2 LCS

Lab Name: Phoenix Environmental Labs Client: NETC

Lab Code: Phoenix Lab File ID: N27A006 | N27B006 SDG No.: GCE67556

Lab SampleID: CE67556 Instrument ID: ECD24 Date Analyzed: 11/27/19 8:35

GC Column(A): RTX-440 ID: 0.32 (mm) GC Column(B): RXI-35SI ID: 0.32 (mm)

ANALYTE	COL	RT	RT WINDOW FROM	RT WINDOW TO	CALCULATED CONC	CF	%RPD	*
Aroclor 1016-1	A	5.48	5.43	5.53	1480	0.031	NA	
	B	5.97	5.92	6.02	1410	0.030		
Aroclor 1016-2	A	7.35	7.30	7.40	1440	0.051	NA	
	B	6.77	6.72	6.82	1410	0.054		
Aroclor 1016-3	A	7.54	7.49	7.59	1420	0.042	NA	
	B	7.70	7.65	7.75	1440	0.107		
Aroclor 1016-4	A	7.83	7.78	7.88	1500	0.028	NA	
	B	8.15	8.10	8.20	1440	0.033		
Aroclor 1016-5	A	8.20	8.15	8.25	1530	0.036	NA	
	B	8.80	8.76	8.86	1470	0.034		
Aroclor-1016	A				1470		2.1	
	B				1440			
Aroclor 1260-1	A	10.56	10.50	10.64	1460	0.073	NA	
	B	11.09	11.02	11.16	1660	0.050		
Aroclor 1260-2	A	11.34	11.28	11.42	1430	0.050	NA	
	B	12.15	12.08	12.22	1430	0.106		
Aroclor 1260-3	A	11.84	11.77	11.91	1480	0.078	NA	
	B	12.24	12.17	12.31	1400	0.094		
Aroclor 1260-4	A	11.95	11.88	12.02	1500	0.040	NA	
	B	12.35	12.28	12.42	1430	0.049		
Aroclor 1260-5	A	12.38	12.31	12.45	1530	0.034	NA	
	B	12.80	12.73	12.87	1490	0.076		
Aroclor-1260	A				1480		0.0	
	B				1480			

%RPD must be less than or equal to 40% (*) Criteria exceeded.
NC - (No Criteria) %RPD is not calculated when either result is less than 2 times the reporting level.
CF = Calculated Calibration/Response Factor

FORM 10A

Client Id: QC Laboratory Control Sample (LCS) CE67556

Software Version: 4.1<1L22>
Date: 11/27/2019 10:25 AM
Sample Name : lcs 67556 10x
Data File : E:\TC2019\ECD24\11-NOV\N27A006.RAW Date: 11/27/2019 08:35 AM
Sequence File: E:\TC2019\ECD24\11-NOV\PCB2.SEQ Cycle: 827 Channel : A
Instrument : AUTO_ECD24 Rack/Vial: 0/0 Operator:
Sample Amount : 1.0000 Dilution Factor : 1.00

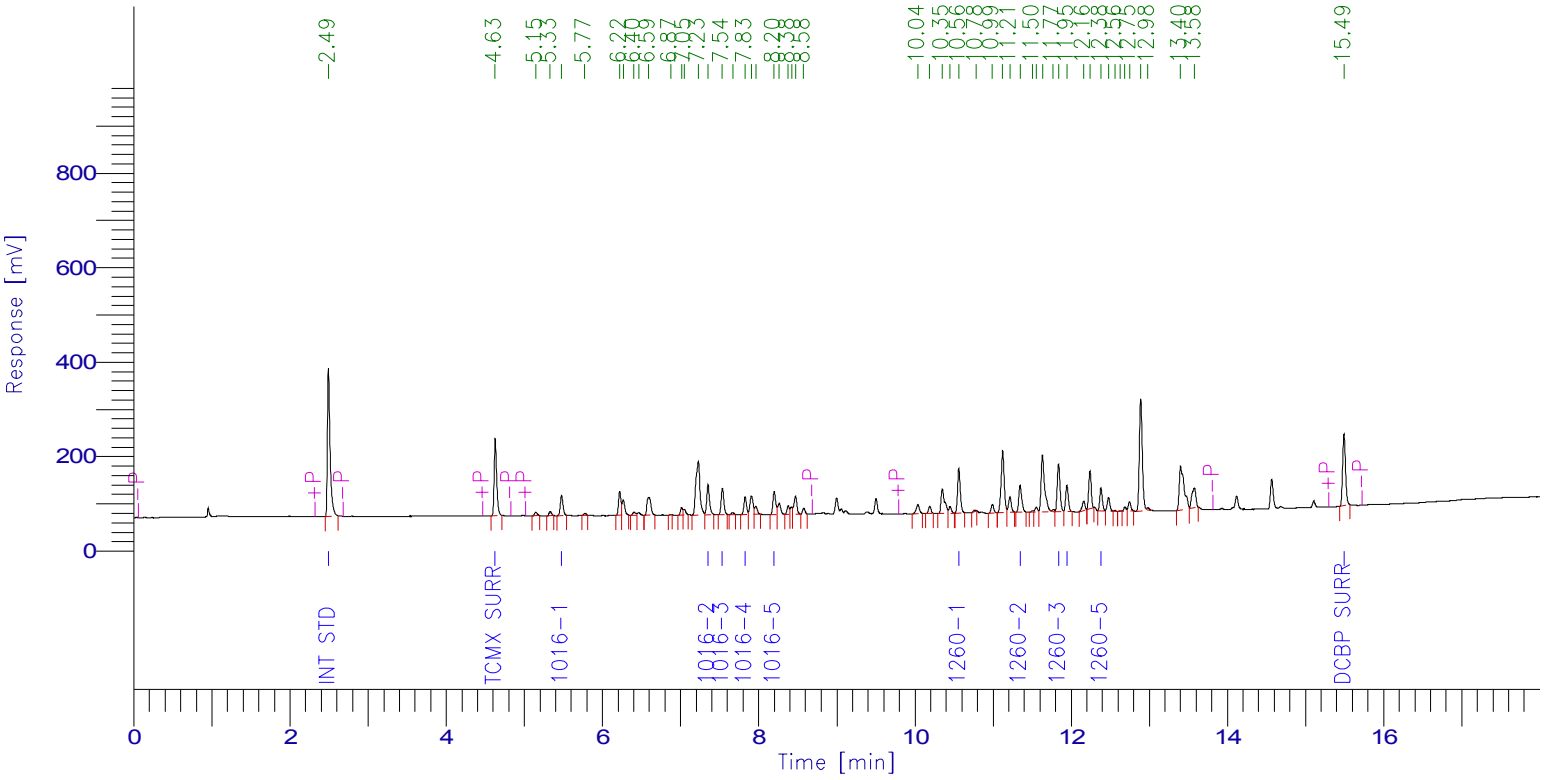

PCB Report

Time [min]	Component Name	Raw Amount	Area [µV·s]	Surrogate SM/WM	Surrogate QC / SL	Spike Rec Soils (%)	Spike Rec Water (%)
2.492	Int Std	100.0000	725338.56	250.0000	100.0000	40.0000	20.0000
4.627	TCMX SURR	34.1393	376298.80	85.3483	34.1393	13.6557	6.8279
5.476	1016-1	442.7494	100000.16	1106.8736	442.7494	177.0998	88.5499
7.350	1016-2	432.2537	160132.18	1080.6341	432.2537	172.9015	86.4507
7.535	1016-3	427.1944	130726.40	1067.9859	427.1944	170.8777	85.4389
7.826	1016-4	448.8869	91086.16	1122.2173	448.8869	179.5548	89.7774
8.198	1016-5	460.3895	119737.51	1150.9737	460.3895	184.1558	92.0779
10.561	1260-1	437.5762	232446.72	1093.9406	437.5762	175.0305	87.5152
11.344	1260-2	428.1981	155342.08	1070.4952	428.1981	171.2792	85.6396
11.838	1260-3	445.0061	250278.99	1112.5153	445.0061	178.0024	89.0012
11.945	1260-4	450.8497	131696.94	1127.1244	450.8497	180.3399	90.1699
12.380	1260-5	459.9476	114044.60	1149.8689	459.9476	183.9790	91.9895
15.491	DCBP SURR	34.4220	384084.64	86.0550	34.4220	13.7688	6.8844
		4601.6129	2971213.75				

Client Id: QC Laboratory Control Sample (LCS) CE67556

Software Version: 4.1<1L22>
Date: 11/27/2019 10:26 AM
Sample Name : lcs 67556 10x
Data File : E:\TC2019\ECD24\11-NOV\N27B006.RAW Date: 11/27/2019 08:35 AM
Sequence File: E:\TC2019\ECD24\11-NOV\PCB2.SEQ Cycle: 827 Channel : B
Instrument : AUTO_ECD24 Rack/Vial: 0/0 Operator:
Sample Amount : 1.0000 Dilution Factor : 1.00

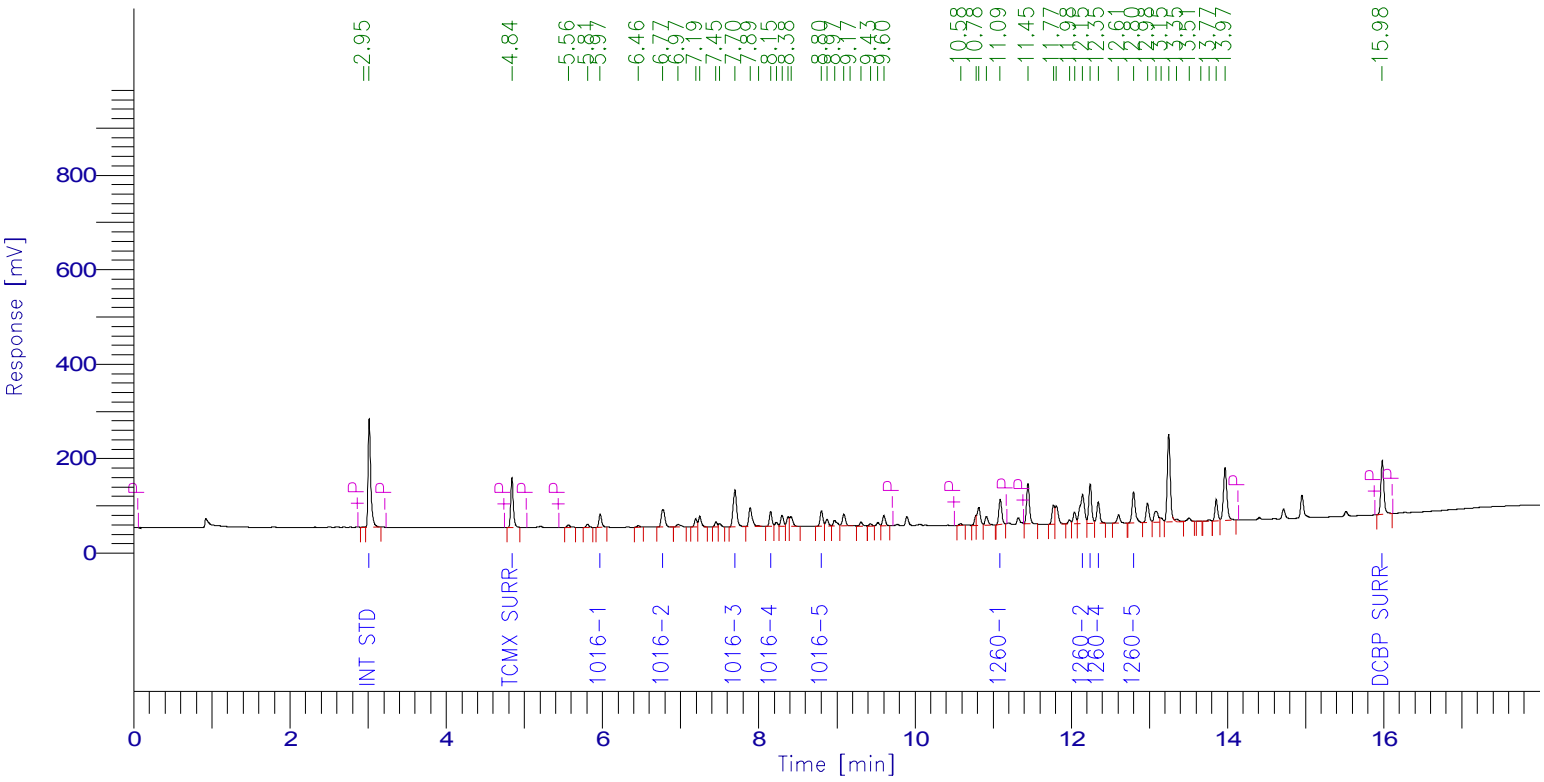

PCB Report

Time [min]	Component Name	Raw Amount	Area [µV·s]	Surrogate SM/WM	Surrogate QC / SL	Spike Rec Soils (%)	Spike Rec Water (%)
3.012	Int Std	100.0000	548150.75	250.0000	100.0000	40.0000	20.0000
4.840	TCMX SURR	33.2356	245783.84	83.0890	33.2356	13.2942	6.6471
5.970	1016-1	422.8406	68803.76	1057.1015	422.8406	169.1362	84.5681
6.771	1016-2	423.2688	125982.40	1058.1720	423.2688	169.3075	84.6538
7.697	1016-3	432.0097	253843.30	1080.0243	432.0097	172.8039	86.4019
8.151	1016-4	432.7131	77837.93	1081.7827	432.7131	173.0852	86.5426
8.802	1016-5	442.4892	82658.73	1106.2230	442.4892	176.9957	88.4978
11.090	1260-1	497.5734	136471.52	1243.9336	497.5734	199.0294	99.5147
12.145	1260-2	428.9530	249049.24	1072.3825	428.9530	171.5812	85.7906
12.241	1260-3	418.9483	215454.04	1047.3707	418.9483	167.5793	83.7897
12.345	1260-4	428.6946	116155.92	1071.7364	428.6946	171.4778	85.7389
12.797	1260-5	445.6386	186709.54	1114.0965	445.6386	178.2554	89.1277
15.980	DCBP SURR	35.8956	299971.68	89.7391	35.8956	14.3583	7.1791
		4542.2605	2606872.65				

1D
PCB ORGANICS ANALYSIS DATA SHEET

CLIENT SAMPLE NO.

CE67556 LCSD

Lab Name: Phoenix Environmental Client: NETC

Lab Code: Phoenix Instr: ECD1 Column.: RTX-440 0.32 SDG No.: GCE67556

Matrix: (soil/water) SOIL Lab Sample ID: CE67556 LCSD

Sample wt/vol: 15 (g/mL) g Lab File ID: N27A020

% Moisture: n.a. decanted: (Y/N) N Date Received: 11/25/19

Extraction: (SepF/Cont/ASE) 3545 Date Extracted: 11/26/19

Concentrated Extract Volume: 5000 (uL) Date Analyzed: 11/27/19

Injection Volume: 1 (uL) Dilution Factor: 10

CONCENTRATION UNITS: ug/kg

CAS NO.	COMPOUND	CF	CONC	P/C	Q	MDL	PQL
12674-11-2	Aroclor-1016	MC	1580	C		170	170
11104-28-2	Aroclor-1221	MC	170	C	U	170	170
11141-16-5	Aroclor-1232	MC	170	C	U	170	170
53469-21-9	Aroclor-1242	MC	170	C	U	170	170
12672-29-6	Aroclor-1248	MC	170	C	U	170	170
11097-69-1	Aroclor-1254	MC	170	C	U	170	170
11096-82-5	Aroclor-1260	MC	1630	C		170	170
37324-23-5	Aroclor-1262	MC	170	C	U	170	170
11100-14-4	Aroclor-1268	MC	170	C	U	170	170
2051-24-3	Decachlorobiphenyl	1.337	88	C		%	%
877-09-8	Tetrachloro-m-xylene	1.708	85	C		%	%

12674-11-2 Sample Result Calc: ((473.468raw * 10df * 5fv) / (15wt-vol) = 1580
12674-11-2 Sample PQL Calc: (50raw * 10df * 5fv) / (15wt-vol) = 170

Both channels need to have the compound detected for a concentration to be reported on either channel.
U1=Due to matrix interference and/or the presence of a large amount of non-target material, the reporting level for this compound has been elevated.
U2=The presence of this compound was not confirmed by the analyst based on the characteristic pattern matching of multi-component parameters, retention time, and/or peak shape.

P/C: P=Primary Result C=Confirmation Result X=Not Used CF=Calculated Calibration/Response Factor MC=Multi-Component

1D
PCB ORGANICS ANALYSIS DATA SHEET

CLIENT SAMPLE NO.

CE67556 LCSD

Lab Name: Phoenix Environmental Client: NETC

Lab Code: Phoenix Instr: ECD1 Column.: RXI-35SI 0.32 SDG No.: GCE67556

Matrix: (soil/water) SOIL Lab Sample ID: CE67556 LCSD

Sample wt/vol: 15 (g/mL) g Lab File ID: N27B020

% Moisture: n.a. decanted: (Y/N) N Date Received: 11/25/19

Extraction: (SepF/Cont/ASE) 3545 Date Extracted: 11/26/19

Concentrated Extract Volume: 5000 (uL) Date Analyzed: 11/27/19

Injection Volume: 1 (uL) Dilution Factor: 10

CONCENTRATION UNITS: ug/kg

CAS NO.	COMPOUND	CF	CONC	P/C	Q	MDL	PQL
12674-11-2	Aroclor-1016	MC	1550	P		170	170
11104-28-2	Aroclor-1221	MC	170	P	U	170	170
11141-16-5	Aroclor-1232	MC	170	P	U	170	170
53469-21-9	Aroclor-1242	MC	170	P	U	170	170
12672-29-6	Aroclor-1248	MC	170	P	U	170	170
11097-69-1	Aroclor-1254	MC	170	P	U	170	170
11096-82-5	Aroclor-1260	MC	1480	P		170	170
37324-23-5	Aroclor-1262	MC	170	P	U	170	170
11100-14-4	Aroclor-1268	MC	170	P	U	170	170
2051-24-3	Decachlorobiphenyl	1.222	92	P		%	%
877-09-8	Tetrachloro-m-xylene	1.645	85	P		%	%

12674-11-2 Sample Result Calc: ((464.883raw * 10df * 5fv) / (15wt-vol) = 1550
12674-11-2 Sample PQL Calc: (50raw * 10df * 5fv) / (15wt-vol) = 170

Both channels need to have the compound detected for a concentration to be reported on either channel.
U1=Due to matrix interference and/or the presence of a large amount of non-target material, the reporting level for this compound has been elevated.
U2=The presence of this compound was not confirmed by the analyst based on the characteristic pattern matching of multi-component parameters, retention time, and/or peak shape.

P/C: P=Primary Result C=Confirmation Result X=Not Used CF=Calculated Calibration/Response Factor MC=Multi-Component

10A

PCB IDENTIFICATION SUMMARY

CLIENT SAMPLE NO

COMP-2 LCSD

Lab Name: Phoenix Environmental Labs Client: NETC

Lab Code: Phoenix Lab File ID: N27A020 | N27B020 SDG No.: GCE67556

Lab SampleID: CE67556 Instrument ID: ECD1 Date Analyzed: 11/27/19 14:58

GC Column(A): RTX-440 ID: 0.32 (mm) GC Column(B): RXI-35SI ID: 0.32 (mm)

ANALYTE	COL	RT	RT WINDOW FROM	RT WINDOW TO	CALCULATED CONC	CF	%RPD	*
Aroclor 1016-1	A	5.88	5.84	5.94	1460	0.039	NA	
	B	6.36	6.32	6.42	1420	0.040		
Aroclor 1016-2	A	7.02	6.98	7.08	1460	0.051	NA	
	B	7.18	7.14	7.24	1400	0.081		
Aroclor 1016-3	A	7.99	7.95	8.05	1650	0.041	NA	
	B	8.14	8.10	8.20	1550	0.133		
Aroclor 1016-4	A	8.29	8.25	8.35	1630	0.035	NA	
	B	8.61	8.58	8.68	1730	0.027		
Aroclor 1016-5	A	8.67	8.63	8.73	1680	0.039	NA	
	B	9.27	9.24	9.34	1640	0.042		
Aroclor-1016	A				1580		1.9	
	B				1550			
Aroclor 1260-1	A	11.06	11.02	11.16	1590	0.081	NA	
	B	11.60	11.56	11.70	1500	0.080		
Aroclor 1260-2	A	12.35	12.31	12.45	1590	0.071	NA	
	B	11.97	11.94	12.08	1520	0.095		
Aroclor 1260-3	A	12.46	12.42	12.56	1590	0.038	NA	
	B	12.77	12.73	12.87	1330	0.087		
Aroclor 1260-4	A	12.75	12.72	12.86	1630	0.074	NA	
	B	13.33	13.30	13.44	1540	0.076		
Aroclor 1260-5	A	12.90	12.86	13.00	1760	0.032	NA	
	B	13.52	13.48	13.62	1490	0.038		
Aroclor-1260	A				1630		9.6	
	B				1480			

%RPD must be less than or equal to 40% (*) Criteria exceeded.
NC - (No Criteria) %RPD is not calculated when either result is less than 2 times the reporting level.
CF = Calculated Calibration/Response Factor

FORM 10A

Client Id: QC Laboratory Control Sample Duplicate (LCSD) CE67556

Software Version: 4.1<1L22>
Date: 11/30/2019 10:20 PM
Sample Name : lcsd 67556 10x
Data File : E:\TC2019\ECD1\11-NOV\N27A020.RAW Date: 11/27/2019 02:58 PM
Sequence File: E:\TC2019\ECD1\11-NOV\PCBSEQ.SEQ Cycle: 707 Channel : A
Instrument : AUTO_ECD1 Rack/Vial: 0/17 Operator:
Sample Amount : 1.0000 Dilution Factor : 1.00

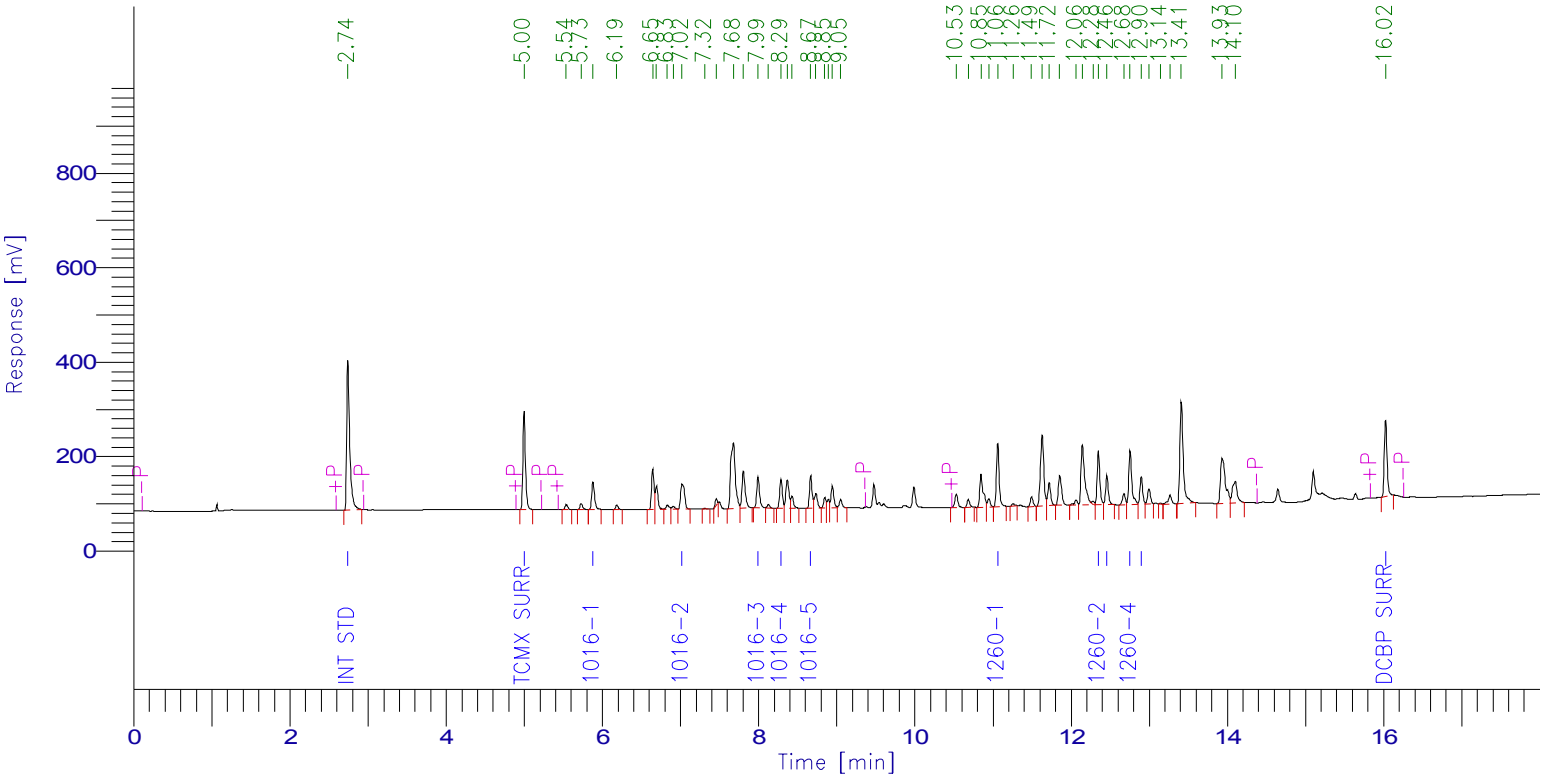

PCB Report

Time [min]	Component Name	Raw Amount	Area [µV·s]	Surrogate SM/WM	Surrogate QC / SL	Spike Rec Soils (%)	Spike Rec Water (%)
2.743	Int Std	100.0000	844361.88	250.0000	100.0000	40.0000	20.0000
4.997	TCMX SURR	33.9655	489768.81	84.9136	33.9655	13.5862	6.7931
5.879	1016-1	438.0096	145724.97	1095.0241	438.0096	175.2039	87.6019
7.020	1016-2	437.9074	187287.49	1094.7685	437.9074	175.1630	87.5815
7.992	1016-3	495.9529	170713.03	1239.8822	495.9529	198.3812	99.1906
8.285	1016-4	490.1291	144361.29	1225.3228	490.1291	196.0517	98.0258
8.666	1016-5	505.3399	168297.69	1263.3497	505.3399	202.1359	101.0680
11.059	1260-1	475.9240	326302.34	1189.8100	475.9240	190.3696	95.1848
12.348	1260-2	477.2932	285356.53	1193.2331	477.2932	190.9173	95.4586
12.457	1260-3	475.6859	152212.90	1189.2148	475.6859	190.2744	95.1372
12.753	1260-4	488.2182	303236.04	1220.5454	488.2182	195.2873	97.6436
12.896	1260-5	527.7587	141724.62	1319.3967	527.7587	211.1035	105.5517
16.024	DCBP SURR	35.2174	397584.51	88.0434	35.2174	14.0869	7.0435
		4981.4018	3756932.09				

Client Id: QC Laboratory Control Sample Duplicate (LCSD) CE67556

Software Version: 4.1<1L22>
Date: 11/30/2019 10:23 PM
Sample Name : lcsd 67556 10x
Data File : E:\TC2019\ECD1\11-NOV\N27B020.RAW Date: 11/27/2019 02:58 PM
Sequence File: E:\TC2019\ECD1\11-NOV\PCBSEQ.SEQ Cycle: 707 Channel : B
Instrument : AUTO_ECD1 Rack/Vial: 0/17 Operator:
Sample Amount : 1.0000 Dilution Factor : 1.00

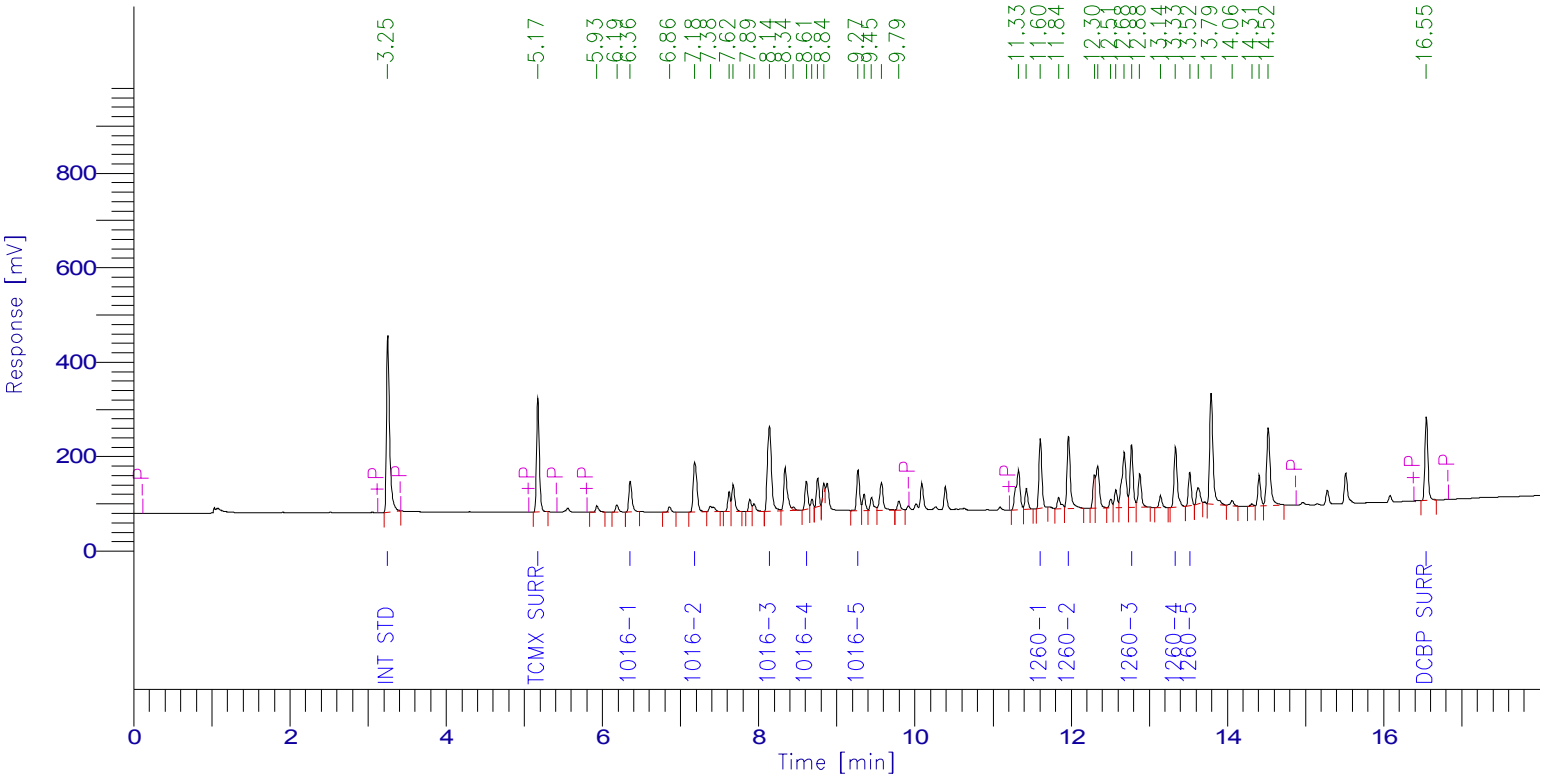

PCB Report

Time [min]	Component Name	Raw Amount	Area [µV·s]	Surrogate SM/WM	Surrogate QC / SL	Spike Rec Soils (%)	Spike Rec Water (%)
3.252	Int Std	100.0000	1045652.58	250.0000	100.0000	40.0000	20.0000
5.174	TCMX SURR	33.9108	583328.81	84.7770	33.9108	13.5643	6.7822
6.356	1016-1	426.5989	179530.60	1066.4971	426.5989	170.6395	85.3198
7.182	1016-2	420.7474	357980.21	1051.8685	420.7474	168.2990	84.1495
8.139	1016-3	465.1683	646423.80	1162.9208	465.1683	186.0673	93.0337
8.610	1016-4	519.0547	146901.97	1297.6367	519.0547	207.6219	103.8109
9.273	1016-5	492.8463	216923.20	1232.1158	492.8463	197.1385	98.5693
11.604	1260-1	449.4188	375125.37	1123.5469	449.4188	179.7675	89.8838
11.965	1260-2	456.2490	453198.43	1140.6226	456.2490	182.4996	91.2498
12.771	1260-3	399.2591	364606.18	998.1477	399.2591	159.7036	79.8518
13.334	1260-4	461.9910	367461.82	1154.9775	461.9910	184.7964	92.3982
13.518	1260-5	446.1520	178410.08	1115.3800	446.1520	178.4608	89.2304
16.545	DCBP SURR	36.7552	469468.49	91.8880	36.7552	14.7021	7.3510
		4708.1515	5385011.54				

1D
PCB ORGANICS ANALYSIS DATA SHEET

CLIENT SAMPLE NO.

COMP-2 MS

Lab Name: Phoenix Environmental Client: NETC

Lab Code: Phoenix Instr: ECD1 Column.: RTX-440 0.32 SDG No.: GCE67556

Matrix: (soil/water) SOIL Lab Sample ID: CE67556 MS

Sample wt/vol: 15.29 (g/mL) g Lab File ID: N27A021

% Moisture: 11 decanted: (Y/N) N Date Received: 11/25/19

Extraction: (SepF/Cont/ASE) 3545 Date Extracted: 11/26/19

Concentrated Extract Volume: 5000 (uL) Date Analyzed: 11/27/19

Injection Volume: 1 (uL) Dilution Factor: 10

CONCENTRATION UNITS: ug/kg

CAS NO.	COMPOUND	CF	CONC	P/C	Q	MDL	PQL
12674-11-2	Aroclor-1016	MC	1510	C		180	180
11104-28-2	Aroclor-1221	MC	180	C	U	180	180
11141-16-5	Aroclor-1232	MC	180	C	U	180	180
53469-21-9	Aroclor-1242	MC	180	C	U	180	180
12672-29-6	Aroclor-1248	MC	180	C	U	180	180
11097-69-1	Aroclor-1254	MC	180	C	U	180	180
11096-82-5	Aroclor-1260	MC	1590	C		180	180
37324-23-5	Aroclor-1262	MC	180	C	U	180	180
11100-14-4	Aroclor-1268	MC	180	C	U	180	180
2051-24-3	Decachlorobiphenyl	1.337	80	C		%	%
877-09-8	Tetrachloro-m-xylene	1.708	70	C		%	%

12674-11-2 Sample Result Calc: ((412.08raw * 10df * 5fv) / (15.29wt-vol * 0.89%sol) = 1510

12674-11-2 Sample PQL Calc: (50raw * 10df * 5fv) / (15.29wt-vol * 0.89%sol) = 180

Both channels need to have the compound detected for a concentration to be reported on either channel.

U1=Due to matrix interference and/or the presence of a large amount of non-target material, the reporting level for this compound has been elevated.

U2=The presence of this compound was not confirmed by the analyst based on the characteristic pattern matching of multi-component parameters, retention time, and/or peak shape.

P/C: P=Primary Result C=Confirmation Result X=Not Used CF=Calculated Calibration/Response Factor MC=Multi-Component

1D
PCB ORGANICS ANALYSIS DATA SHEET

CLIENT SAMPLE NO.

COMP-2 MS

Lab Name: Phoenix Environmental Client: NETC

Lab Code: Phoenix Instr: ECD1 Column.: RXI-35SI 0.32 SDG No.: GCE67556

Matrix: (soil/water) SOIL Lab Sample ID: CE67556 MS

Sample wt/vol: 15.29 (g/mL) g Lab File ID: N27B021

% Moisture: 11 decanted: (Y/N) N Date Received: 11/25/19

Extraction: (SepF/Cont/ASE) 3545 Date Extracted: 11/26/19

Concentrated Extract Volume: 5000 (uL) Date Analyzed: 11/27/19

Injection Volume: 1 (uL) Dilution Factor: 10

CONCENTRATION UNITS: ug/kg

CAS NO.	COMPOUND	CF	CONC	P/C	Q	MDL	PQL
12674-11-2	Aroclor-1016	MC	1490	P		180	180
11104-28-2	Aroclor-1221	MC	180	P	U	180	180
11141-16-5	Aroclor-1232	MC	180	P	U	180	180
53469-21-9	Aroclor-1242	MC	180	P	U	180	180
12672-29-6	Aroclor-1248	MC	180	P	U	180	180
11097-69-1	Aroclor-1254	MC	180	P	U	180	180
11096-82-5	Aroclor-1260	MC	1480	P		180	180
37324-23-5	Aroclor-1262	MC	180	P	U	180	180
11100-14-4	Aroclor-1268	MC	180	P	U	180	180
2051-24-3	Decachlorobiphenyl	1.222	81	P		%	%
877-09-8	Tetrachloro-m-xylene	1.645	70	P		%	%

12674-11-2 Sample Result Calc: ((405.731raw * 10df * 5fv) / (15.29wt-vol * 0.89%sol) = 1490

12674-11-2 Sample PQL Calc: (50raw * 10df * 5fv) / (15.29wt-vol * 0.89%sol) = 180

Both channels need to have the compound detected for a concentration to be reported on either channel.

U1=Due to matrix interference and/or the presence of a large amount of non-target material, the reporting level for this compound has been elevated.

U2=The presence of this compound was not confirmed by the analyst based on the characteristic pattern matching of multi-component parameters, retention time, and/or peak shape.

P/C: P=Primary Result C=Confirmation Result X=Not Used CF=Calculated Calibration/Response Factor MC=Multi-Component

10A

PCB IDENTIFICATION SUMMARY

CLIENT SAMPLE NO

COMP-2 MS

Lab Name: Phoenix Environmental Labs Client: NETC

Lab Code: Phoenix Lab File ID: N27A021 | N27B021 SDG No.: GCE67556

Lab SampleID: CE67556 Instrument ID: ECD1 Date Analyzed: 11/27/19 15:20

GC Column(A): RTX-440 ID: 0.32 (mm) GC Column(B): RXI-35SI ID: 0.32 (mm)

ANALYTE	COL	RT	RT WINDOW FROM	RT WINDOW TO	CALCULATED CONC	CF	%RPD	*
Aroclor 1016-1	A	5.88	5.84	5.94	1380	0.039	NA	
	B	6.35	6.32	6.42	1350	0.040		
Aroclor 1016-2	A	7.02	6.98	7.08	1390	0.051	NA	
	B	7.18	7.14	7.24	1340	0.081		
Aroclor 1016-3	A	7.99	7.95	8.05	1590	0.041	NA	
	B	8.14	8.10	8.20	1500	0.133		
Aroclor 1016-4	A	8.29	8.25	8.35	1580	0.035	NA	
	B	8.61	8.58	8.68	1680	0.027		
Aroclor 1016-5	A	8.67	8.63	8.73	1630	0.039	NA	
	B	9.27	9.24	9.34	1580	0.042		
Aroclor-1016	A				1510		1.3	
	B				1490			
Aroclor 1260-1	A	11.06	11.02	11.16	1580	0.081	NA	
	B	11.61	11.56	11.70	1500	0.080		
Aroclor 1260-2	A	12.35	12.31	12.45	1460	0.071	NA	
	B	11.97	11.94	12.08	1520	0.095		
Aroclor 1260-3	A	12.46	12.42	12.56	1470	0.038	NA	
	B	12.78	12.73	12.87	1330	0.087		
Aroclor 1260-4	A	12.76	12.72	12.86	1630	0.074	NA	
	B	13.34	13.30	13.44	1540	0.076		
Aroclor 1260-5	A	12.90	12.86	13.00	1800	0.032	NA	
	B	13.52	13.48	13.62	1490	0.038		
Aroclor-1260	A				1590		7.2	
	B				1480			

%RPD must be less than or equal to 40% (*) Criteria exceeded.
NC - (No Criteria) %RPD is not calculated when either result is less than 2 times the reporting level.
CF = Calculated Calibration/Response Factor

FORM 10A

Client Id: QC Matrix Sample (MS) COMP-2

Software Version: 4.1<1L22>
Date: 11/30/2019 10:20 PM
Sample Name : ms 67556 10x
Data File : E:\TC2019\ECD1\11-NOV\N27A021.RAW Date: 11/27/2019 03:20 PM
Sequence File: E:\TC2019\ECD1\11-NOV\PCBSEQ.SEQ Cycle: 708 Channel : A
Instrument : AUTO_ECD1 Rack/Vial: 0/18 Operator:
Sample Amount : 1.0000 Dilution Factor : 1.00

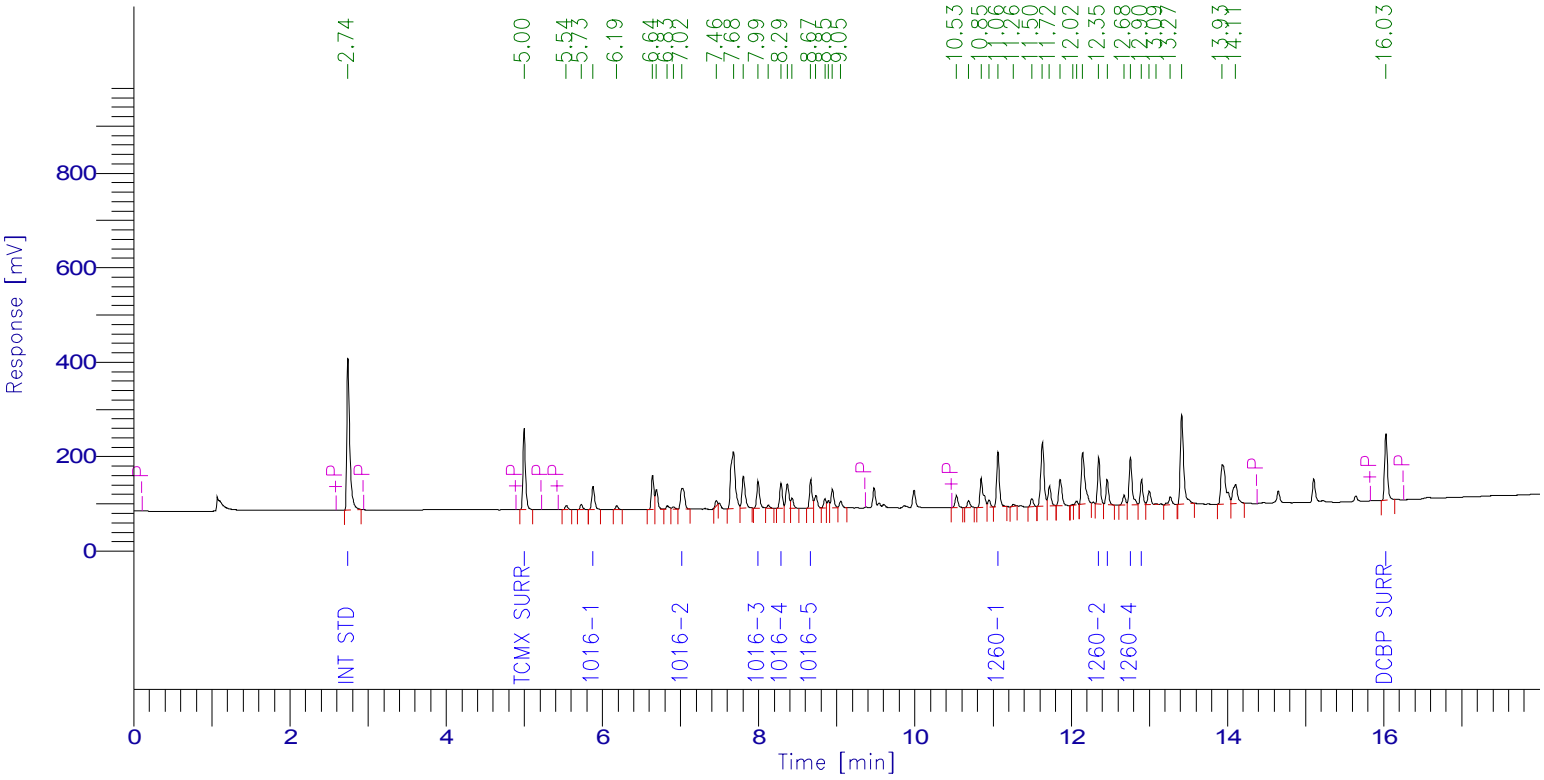

PCB Report

Time [min]	Component Name	Raw Amount	Area [µV·s]	Surrogate SM/WM	Surrogate QC / SL	Spike Rec Soils (%)	Spike Rec Water (%)
2.744	Int Std	100.0000	826839.64	250.0000	100.0000	40.0000	20.0000
4.998	TCMX SURR	28.0929	396681.70	70.2321	28.0929	11.2371	5.6186
5.880	1016-1	374.6463	122057.48	936.6157	374.6463	149.8585	74.9293
7.019	1016-2	379.2876	158850.23	948.2191	379.2876	151.7151	75.8575
7.992	1016-3	431.4581	145431.17	1078.6451	431.4581	172.5832	86.2916
8.286	1016-4	431.2144	124373.02	1078.0361	431.2144	172.4858	86.2429
8.666	1016-5	443.7922	144732.78	1109.4805	443.7922	177.5169	88.7584
11.062	1260-1	431.2507	289537.67	1078.1267	431.2507	172.5003	86.2501
12.353	1260-2	396.3003	232016.89	990.7507	396.3003	158.5201	79.2601
12.461	1260-3	400.8386	125601.09	1002.0966	400.8386	160.3355	80.1677
12.758	1260-4	444.2794	270218.90	1110.6985	444.2794	177.7118	88.8559
12.900	1260-5	489.6309	128757.16	1224.0772	489.6309	195.8523	97.9262
16.029	DCBP SURR	31.8241	351820.61	79.5602	31.8241	12.7296	6.3648
		4382.6154	3316918.33				

Client Id: QC Matrix Sample (MS) COMP-2

Software Version: 4.1<1L22>
Date: 12/2/2019 09:40 AM
Sample Name : ms 67556 10x
Data File : E:\TC2019\ECD1\11-NOV\N27B021.RAW Date: 11/27/2019 03:20 PM
Sequence File: E:\TC2019\ECD1\11-NOV\PCBSEQ.SEQ Cycle: 708 Channel : B
Instrument : AUTO_ECD1 Rack/Vial: 0/18 Operator:
Sample Amount : 1.0000 Dilution Factor : 1.00

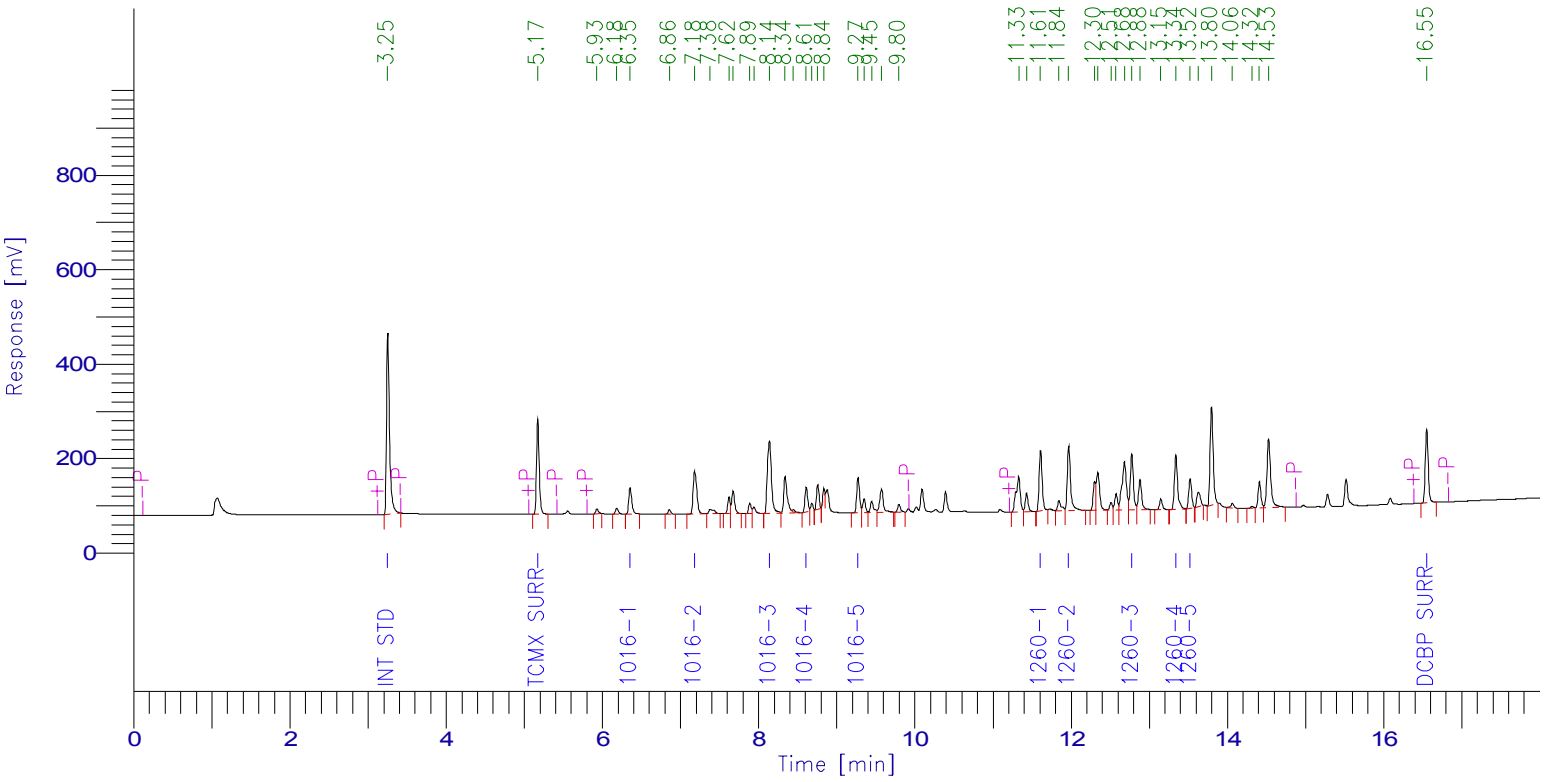

PCB Report

Time [min]	Component Name	Raw Amount	Area [µV·s]	Surrogate SM/WM	Surrogate QC / SL	Spike Rec Soils (%)	Spike Rec Water (%)
3.252	Int Std	100.0000	1023171.58	250.0000	100.0000	40.0000	20.0000
5.173	TCMX SURR	28.0617	472335.94	70.1544	28.0617	11.2247	5.6123
6.354	1016-1	367.3892	151288.60	918.4730	367.3892	146.9557	73.4778
7.180	1016-2	365.5432	304324.83	913.8581	365.5432	146.2173	73.1086
8.139	1016-3	408.6053	555612.80	1021.5132	408.6053	163.4421	81.7211
8.609	1016-4	456.7422	126487.23	1141.8554	456.7422	182.6969	91.3484
9.273	1016-5	430.3739	185353.78	1075.9347	430.3739	172.1496	86.0748
11.608	1260-1	406.9549	332378.22	1017.3872	406.9549	162.7820	81.3910
11.968	1260-2	412.6089	401038.56	1031.5224	412.6089	165.0436	82.5218
12.775	1260-3	361.7070	323211.80	904.2676	361.7070	144.6828	72.3414
13.339	1260-4	419.9411	326834.65	1049.8527	419.9411	167.9764	83.9882
13.523	1260-5	406.7385	159152.29	1016.8462	406.7385	162.6954	81.3477
16.549	DCBP SURR	32.5859	407266.29	81.4648	32.5859	13.0344	6.5172
		4197.2518	4768456.58				

1D
PCB ORGANICS ANALYSIS DATA SHEET

CLIENT SAMPLE NO.

COMP-2 MSD

Lab Name: Phoenix Environmental Client: NETC

Lab Code: Phoenix Instr: ECD1 Column.: RTX-440 0.32 SDG No.: GCE67556

Matrix: (soil/water) SOIL Lab Sample ID: CE67556 MSD

Sample wt/vol: 15.07 (g/mL) g Lab File ID: N27A022

% Moisture: 11 decanted: (Y/N) N Date Received: 11/25/19

Extraction: (SepF/Cont/ASE) 3545 Date Extracted: 11/26/19

Concentrated Extract Volume: 5000 (uL) Date Analyzed: 11/27/19

Injection Volume: 1 (uL) Dilution Factor: 10

CONCENTRATION UNITS: ug/kg

CAS NO.	COMPOUND	CF	CONC	P/C	Q	MDL	PQL
12674-11-2	Aroclor-1016	MC	1510	C		190	190
11104-28-2	Aroclor-1221	MC	190	C	U	190	190
11141-16-5	Aroclor-1232	MC	190	C	U	190	190
53469-21-9	Aroclor-1242	MC	190	C	U	190	190
12672-29-6	Aroclor-1248	MC	190	C	U	190	190
11097-69-1	Aroclor-1254	MC	190	C	U	190	190
11096-82-5	Aroclor-1260	MC	1670	C		190	190
37324-23-5	Aroclor-1262	MC	190	C	U	190	190
11100-14-4	Aroclor-1268	MC	190	C	U	190	190
2051-24-3	Decachlorobiphenyl	1.337	79	C		%	%
877-09-8	Tetrachloro-m-xylene	1.708	69	C		%	%

12674-11-2 Sample Result Calc: ((403.834raw * 10df * 5fv) / (15.07wt-vol * 0.89%sol) = 1510

12674-11-2 Sample PQL Calc: (50raw * 10df * 5fv) / (15.07wt-vol * 0.89%sol) = 190

Both channels need to have the compound detected for a concentration to be reported on either channel.

U1=Due to matrix interference and/or the presence of a large amount of non-target material, the reporting level for this compound has been elevated.

U2=The presence of this compound was not confirmed by the analyst based on the characteristic pattern matching of multi-component parameters, retention time, and/or peak shape.

P/C: P=Primary Result C=Confirmation Result X=Not Used CF=Calculated Calibration/Response Factor MC=Multi-Component

1D
PCB ORGANICS ANALYSIS DATA SHEET

CLIENT SAMPLE NO.

COMP-2 MSD

Lab Name: Phoenix Environmental Client: NETC

Lab Code: Phoenix Instr: ECD1 Column.: RXI-35SI 0.32 SDG No.: GCE67556

Matrix: (soil/water) SOIL Lab Sample ID: CE67556 MSD

Sample wt/vol: 15.07 (g/mL) g Lab File ID: N27B022

% Moisture: 11 decanted: (Y/N) N Date Received: 11/25/19

Extraction: (SepF/Cont/ASE) 3545 Date Extracted: 11/26/19

Concentrated Extract Volume: 5000 (uL) Date Analyzed: 11/27/19

Injection Volume: 1 (uL) Dilution Factor: 10

CONCENTRATION UNITS: ug/kg

CAS NO.	COMPOUND	CF	CONC	P/C	Q	MDL	PQL
12674-11-2	Aroclor-1016	MC	1510	P		190	190
11104-28-2	Aroclor-1221	MC	190	P	U	190	190
11141-16-5	Aroclor-1232	MC	190	P	U	190	190
53469-21-9	Aroclor-1242	MC	190	P	U	190	190
12672-29-6	Aroclor-1248	MC	190	P	U	190	190
11097-69-1	Aroclor-1254	MC	190	P	U	190	190
11096-82-5	Aroclor-1260	MC	1500	P		190	190
37324-23-5	Aroclor-1262	MC	190	P	U	190	190
11100-14-4	Aroclor-1268	MC	190	P	U	190	190
2051-24-3	Decachlorobiphenyl	1.222	83	P		%	%
877-09-8	Tetrachloro-m-xylene	1.645	69	P		%	%

12674-11-2 Sample Result Calc: ((404.002raw * 10df * 5fv) / (15.07wt-vol * 0.89%sol) = 1510

12674-11-2 Sample PQL Calc: (50raw * 10df * 5fv) / (15.07wt-vol * 0.89%sol) = 190

Both channels need to have the compound detected for a concentration to be reported on either channel.

U1=Due to matrix interference and/or the presence of a large amount of non-target material, the reporting level for this compound has been elevated.

U2=The presence of this compound was not confirmed by the analyst based on the characteristic pattern matching of multi-component parameters, retention time, and/or peak shape.

P/C: P=Primary Result C=Confirmation Result X=Not Used CF=Calculated Calibration/Response Factor MC=Multi-Component

10A

PCB IDENTIFICATION SUMMARY

CLIENT SAMPLE NO

COMP-2 MSD

Lab Name: Phoenix Environmental Labs Client: NETC

Lab Code: Phoenix Lab File ID: N27A022 | N27B022 SDG No.: GCE67556

Lab SampleID: CE67556 Instrument ID: ECD1 Date Analyzed: 11/27/19 15:42

GC Column(A): RTX-440 ID: 0.32 (mm) GC Column(B): RXI-35SI ID: 0.32 (mm)

ANALYTE	COL	RT	RT WINDOW FROM	RT WINDOW TO	CALCULATED CONC	CF	%RPD	*
Aroclor 1016-1	A	5.88	5.84	5.94	1380	0.039	NA	
	B	6.36	6.32	6.42	1360	0.040		
Aroclor 1016-2	A	7.02	6.98	7.08	1410	0.051	NA	
	B	7.18	7.14	7.24	1350	0.081		
Aroclor 1016-3	A	7.99	7.95	8.05	1610	0.041	NA	
	B	8.14	8.10	8.20	1520	0.133		
Aroclor 1016-4	A	8.29	8.25	8.35	1430	0.035	NA	
	B	8.61	8.58	8.68	1690	0.027		
Aroclor 1016-5	A	8.67	8.63	8.73	1700	0.039	NA	
	B	9.27	9.24	9.34	1610	0.042		
Aroclor-1016	A				1510		0.0	
	B				1510			
Aroclor 1260-1	A	11.06	11.02	11.16	1610	0.081	NA	
	B	11.61	11.56	11.70	1520	0.080		
Aroclor 1260-2	A	12.35	12.31	12.45	1620	0.071	NA	
	B	11.97	11.94	12.08	1550	0.095		
Aroclor 1260-3	A	12.46	12.42	12.56	1600	0.038	NA	
	B	12.78	12.73	12.87	1360	0.087		
Aroclor 1260-4	A	12.76	12.72	12.86	1680	0.074	NA	
	B	13.34	13.30	13.44	1580	0.076		
Aroclor 1260-5	A	12.90	12.86	13.00	1860	0.032	NA	
	B	13.52	13.48	13.62	1510	0.038		
Aroclor-1260	A				1670		10.7	
	B				1500			

%RPD must be less than or equal to 40% (*) Criteria exceeded.
NC - (No Criteria) %RPD is not calculated when either result is less than 2 times the reporting level.
CF = Calculated Calibration/Response Factor

FORM 10A

Client Id: QC Matrix Sample Duplicate (MSD) COMP-2

Software Version: 4.1<1L22>
Date: 11/30/2019 10:20 PM
Sample Name : msd 67556 10x
Data File : E:\TC2019\ECD1\11-NOV\N27A022.RAW Date: 11/27/2019 03:42 PM
Sequence File: E:\TC2019\ECD1\11-NOV\PCBSEQ.SEQ Cycle: 709 Channel : A
Instrument : AUTO_ECD1 Rack/Vial: 0/19 Operator:
Sample Amount : 1.0000 Dilution Factor : 1.00

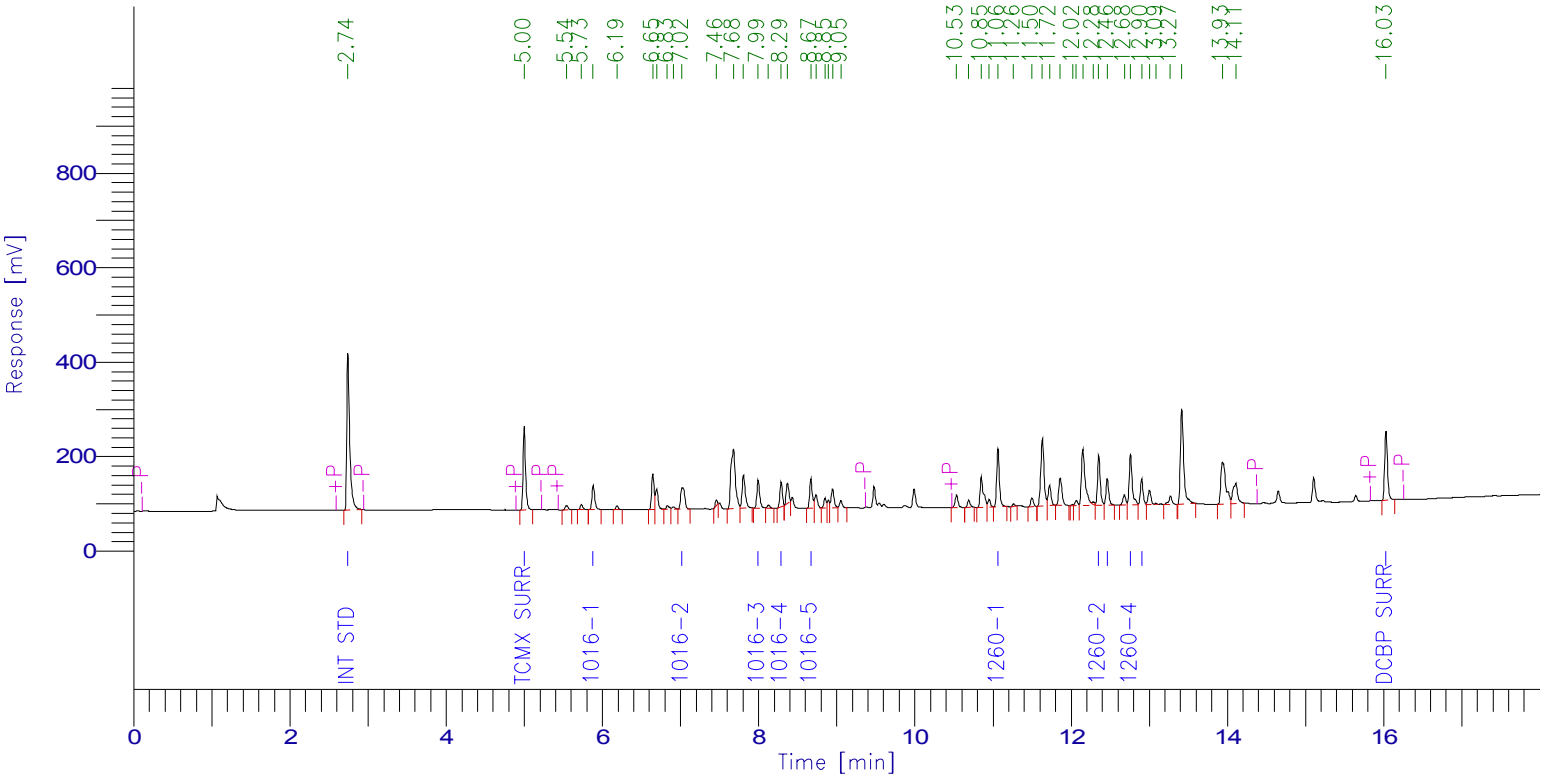

PCB Report

Time [min]	Component Name	Raw Amount	Area [µV·s]	Surrogate SM/WM	Surrogate QC / SL	Spike Rec Soils (%)	Spike Rec Water (%)
2.743	Int Std	100.0000	858052.30	250.0000	100.0000	40.0000	20.0000
4.999	TCMX SURR	27.4126	401688.38	68.5315	27.4126	10.9650	5.4825
5.882	1016-1	371.1720	125490.45	927.9301	371.1720	148.4688	74.2344
7.021	1016-2	377.0269	163864.17	942.5673	377.0269	150.8108	75.4054
7.994	1016-3	430.8998	150725.83	1077.2495	430.8998	172.3599	86.1800
8.288	1016-4	383.2384	114708.19	958.0960	383.2384	153.2954	76.6477
8.668	1016-5	456.8328	154609.78	1142.0819	456.8328	182.7331	91.3666
11.062	1260-1	433.0478	301719.64	1082.6195	433.0478	173.2191	86.6096
12.353	1260-2	433.4582	263350.99	1083.6456	433.4582	173.3833	86.6916
12.461	1260-3	430.3328	139933.19	1075.8320	430.3328	172.1331	86.0666
12.759	1260-4	450.6519	284441.71	1126.6299	450.6519	180.2608	90.1304
12.902	1260-5	498.8735	136139.92	1247.1837	498.8735	199.5494	99.7747
16.029	DCBP SURR	31.7294	364015.65	79.3236	31.7294	12.6918	6.3459
		4424.6763	3458740.19				

Client Id: QC Matrix Sample Duplicate (MSD) COMP-2

Software Version: 4.1<1L22>
Date: 12/2/2019 09:40 AM
Sample Name : msd 67556 10x
Data File : E:\TC2019\ECD1\11-NOV\N27B022.RAW Date: 11/27/2019 03:42 PM
Sequence File: E:\TC2019\ECD1\11-NOV\PCBSEQ.SEQ Cycle: 709 Channel : B
Instrument : AUTO_ECD1 Rack/Vial: 0/19 Operator:
Sample Amount : 1.0000 Dilution Factor : 1.00

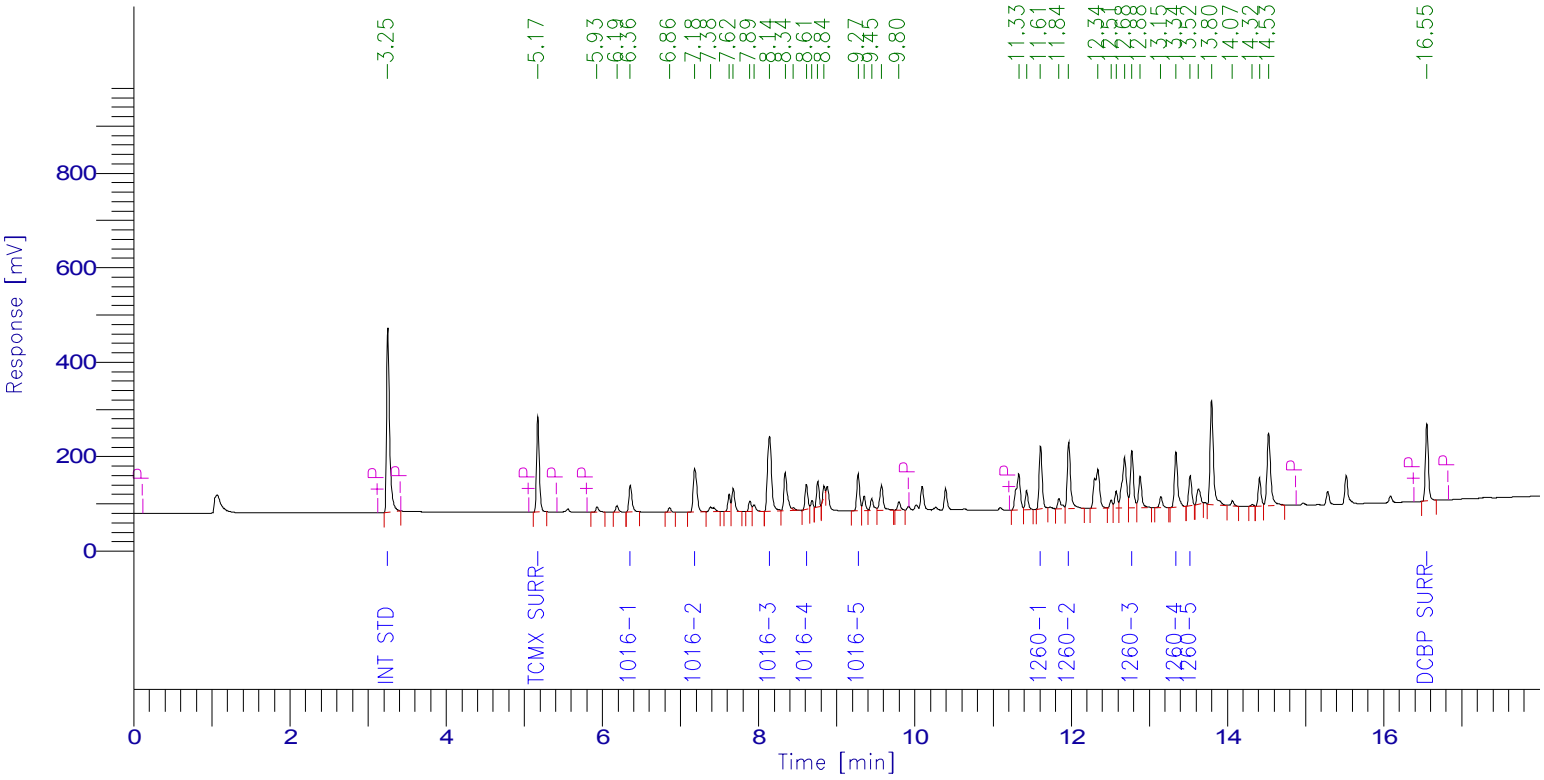

PCB Report

Time [min]	Component Name	Raw Amount	Area [µV·s]	Surrogate SM/WM	Surrogate QC / SL	Spike Rec Soils (%)	Spike Rec Water (%)
3.253	Int Std	100.0000	1058758.11	250.0000	100.0000	40.0000	20.0000
5.174	TCMX SURR	27.4940	478874.71	68.7349	27.4940	10.9976	5.4988
6.357	1016-1	364.2928	155231.11	910.7321	364.2928	145.7171	72.8586
7.182	1016-2	362.3272	312138.84	905.8179	362.3272	144.9309	72.4654
8.141	1016-3	406.8020	572399.95	1017.0049	406.8020	162.7208	81.3604
8.610	1016-4	453.9684	130091.66	1134.9210	453.9684	181.5874	90.7937
9.274	1016-5	432.6215	192802.16	1081.5537	432.6215	173.0486	86.5243
11.607	1260-1	407.1049	344065.35	1017.7624	407.1049	162.8420	81.4210
11.968	1260-2	415.1958	417588.72	1037.9896	415.1958	166.0783	83.0392
12.776	1260-3	365.5872	338041.16	913.9681	365.5872	146.2349	73.1174
13.340	1260-4	423.0920	340739.80	1057.7300	423.0920	169.2368	84.6184
13.524	1260-5	405.5761	164217.07	1013.9403	405.5761	162.2305	81.1152
16.551	DCBP SURR	33.0874	427916.60	82.7184	33.0874	13.2349	6.6175
		4197.1493	4932865.23				

1D
PCB ORGANICS ANALYSIS DATA SHEET

CLIENT SAMPLE NO.

CE67556 BL

Lab Name: Phoenix Environmental Client: NETC

Lab Code: Phoenix Instr: ECD24 Column.: RTX-440 0.32 SDG No.: GCE67556

Matrix: (soil/water) SOIL Lab Sample ID: CE67556 BL

Sample wt/vol: 15 (g/mL) g Lab File ID: N27A005

% Moisture: n.a. decanted: (Y/N) N Date Received: 11/25/19

Extraction: (SepF/Cont/ASE) 3545 Date Extracted: 11/26/19

Concentrated Extract Volume: 5000 (uL) Date Analyzed: 11/27/19

Injection Volume: 1 (uL) Dilution Factor: 2

CONCENTRATION UNITS: ug/Kg

CAS NO.	COMPOUND	CF	CONC	P/C	Q	MDL	PQL
12674-11-2	Aroclor-1016	MC	33	C	U	33	33
11104-28-2	Aroclor-1221	MC	33	C	U	33	33
11141-16-5	Aroclor-1232	MC	33	C	U	33	33
53469-21-9	Aroclor-1242	MC	33	C	U	33	33
12672-29-6	Aroclor-1248	MC	33	C	U	33	33
11097-69-1	Aroclor-1254	MC	33	C	U	33	33
11096-82-5	Aroclor-1260	MC	33	C	U	33	33
37324-23-5	Aroclor-1262	MC	33	C	U	33	33
11100-14-4	Aroclor-1268	MC	33	C	U	33	33
2051-24-3	Decachlorobiphenyl	1.538	79	C		%	%
877-09-8	Tetrachloro-m-xylene	1.520	76	C		%	%

11100-14-4 Sample PQL Calc: (50raw * 2df * 5fv) / (15wt-vol) = 33

Both channels need to have the compound detected for a concentration to be reported on either channel.
U1=Due to matrix interference and/or the presence of a large amount of non-target material, the reporting level for this compound has been elevated.
U2=The presence of this compound was not confirmed by the analyst based on the characteristic pattern matching of multi-component parameters, retention time, and/or peak shape.

P/C: P=Primary Result C=Confirmation Result X=Not Used CF=Calculated Calibration/Response Factor MC=Multi-Component

1D
PCB ORGANICS ANALYSIS DATA SHEET

CLIENT SAMPLE NO.

CE67556 BL

Lab Name: Phoenix Environmental Client: NETC

Lab Code: Phoenix Instr: ECD24 Column.: RXI-35SI 0.32 SDG No.: GCE67556

Matrix: (soil/water) SOIL Lab Sample ID: CE67556 BL

Sample wt/vol: 15 (g/mL) g Lab File ID: N27B005

% Moisture: n.a. decanted: (Y/N) N Date Received: 11/25/19

Extraction: (SepF/Cont/ASE) 3545 Date Extracted: 11/26/19

Concentrated Extract Volume: 5000 (uL) Date Analyzed: 11/27/19

Injection Volume: 1 (uL) Dilution Factor: 2

CONCENTRATION UNITS: ug/Kg

CAS NO.	COMPOUND	CF	CONC	P/C	Q	MDL	PQL
12674-11-2	Aroclor-1016	MC	33	P	U	33	33
11104-28-2	Aroclor-1221	MC	33	P	U	33	33
11141-16-5	Aroclor-1232	MC	33	P	U	33	33
53469-21-9	Aroclor-1242	MC	33	P	U	33	33
12672-29-6	Aroclor-1248	MC	33	P	U	33	33
11097-69-1	Aroclor-1254	MC	33	P	U	33	33
11096-82-5	Aroclor-1260	MC	33	P	U	33	33
37324-23-5	Aroclor-1262	MC	33	P	U	33	33
11100-14-4	Aroclor-1268	MC	33	P	U	33	33
2051-24-3	Decachlorobiphenyl	1.525	79	P		%	%
877-09-8	Tetrachloro-m-xylene	1.349	75	P		%	%

11100-14-4 Sample PQL Calc: (50raw * 2df * 5fv) / (15wt-vol) = 33

Both channels need to have the compound detected for a concentration to be reported on either channel.
U1=Due to matrix interference and/or the presence of a large amount of non-target material, the reporting level for this compound has been elevated.
U2=The presence of this compound was not confirmed by the analyst based on the characteristic pattern matching of multi-component parameters, retention time, and/or peak shape.

P/C: P=Primary Result C=Confirmation Result X=Not Used CF=Calculated Calibration/Response Factor MC=Multi-Component

Client Id: QC Blank CE67556

Software Version: 4.1<1L22>
Date: 11/27/2019 10:25 AM
Sample Name : blk 67556 2x
Data File : E:\TC2019\ECD24\11-NOV\N27A005.RAW Date: 11/27/2019 08:12 AM
Sequence File: E:\TC2019\ECD24\11-NOV\PCB2.SEQ Cycle: 826 Channel : A
Instrument : AUTO_ECD24 Rack/Vial: 0/0 Operator:
Sample Amount : 1.0000 Dilution Factor : 1.00

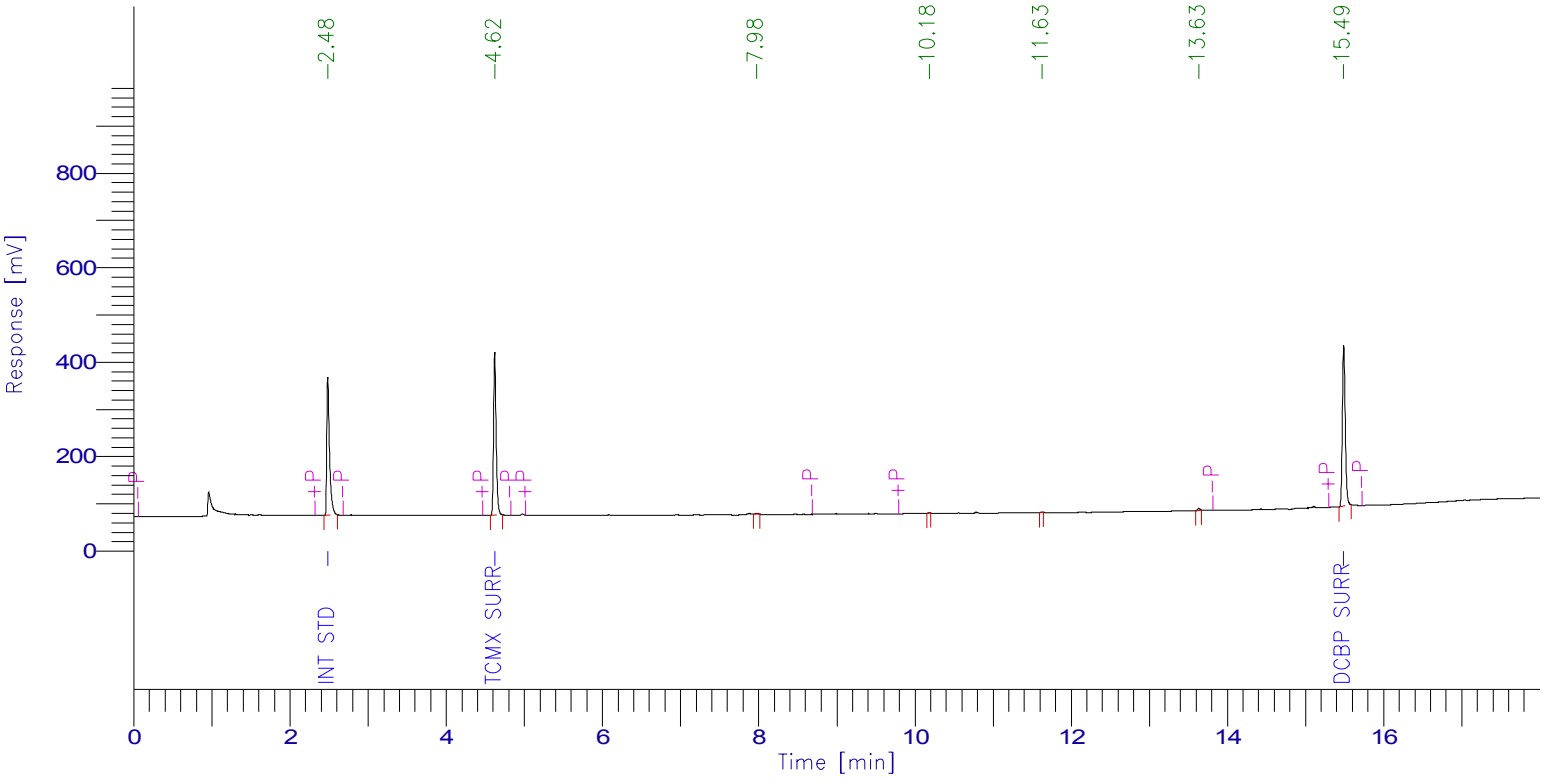

PCB Report

Time [min]	Component Name	Raw Amount	Area [µV·s]	Surrogate SM/WM	Surrogate QC / SL	Spike Rec Soils (%)	Spike Rec Water (%)
2.484	Int Std	100.0000	704985.44	250.0000	100.0000	40.0000	20.0000
4.620	TCMX SURR	76.4465	818983.84	191.1164	76.4465	30.5786	15.2893
5.479	1016-1	0.0000	0.00	0.0000	0.0000	0.0000	0.0000
7.354	1016-2	0.0000	0.00	0.0000	0.0000	0.0000	0.0000
7.539	1016-3	0.0000	0.00	0.0000	0.0000	0.0000	0.0000
7.830	1016-4	0.0000	0.00	0.0000	0.0000	0.0000	0.0000
8.203	1016-5	0.0000	0.00	0.0000	0.0000	0.0000	0.0000
10.566	1260-1	0.0000	0.00	0.0000	0.0000	0.0000	0.0000
11.350	1260-2	0.0000	0.00	0.0000	0.0000	0.0000	0.0000
11.844	1260-3	0.0000	0.00	0.0000	0.0000	0.0000	0.0000
11.951	1260-4	0.0000	0.00	0.0000	0.0000	0.0000	0.0000
12.386	1260-5	0.0000	0.00	0.0000	0.0000	0.0000	0.0000
15.488	DCBP SURR	79.1252	858114.80	197.8131	79.1252	31.6501	15.8250
		255.5718	2382084.08				

Client Id: QC Blank CE67556

Software Version: 4.1<1L22>
Date: 11/27/2019 10:26 AM
Sample Name : blk 67556 2x
Data File : E:\TC2019\ECD24\11-NOV\N27B005.RAW Date: 11/27/2019 08:12 AM
Sequence File: E:\TC2019\ECD24\11-NOV\PCB2.SEQ Cycle: 826 Channel : B
Instrument : AUTO_ECD24 Rack/Vial: 0/0 Operator:
Sample Amount : 1.0000 Dilution Factor : 1.00

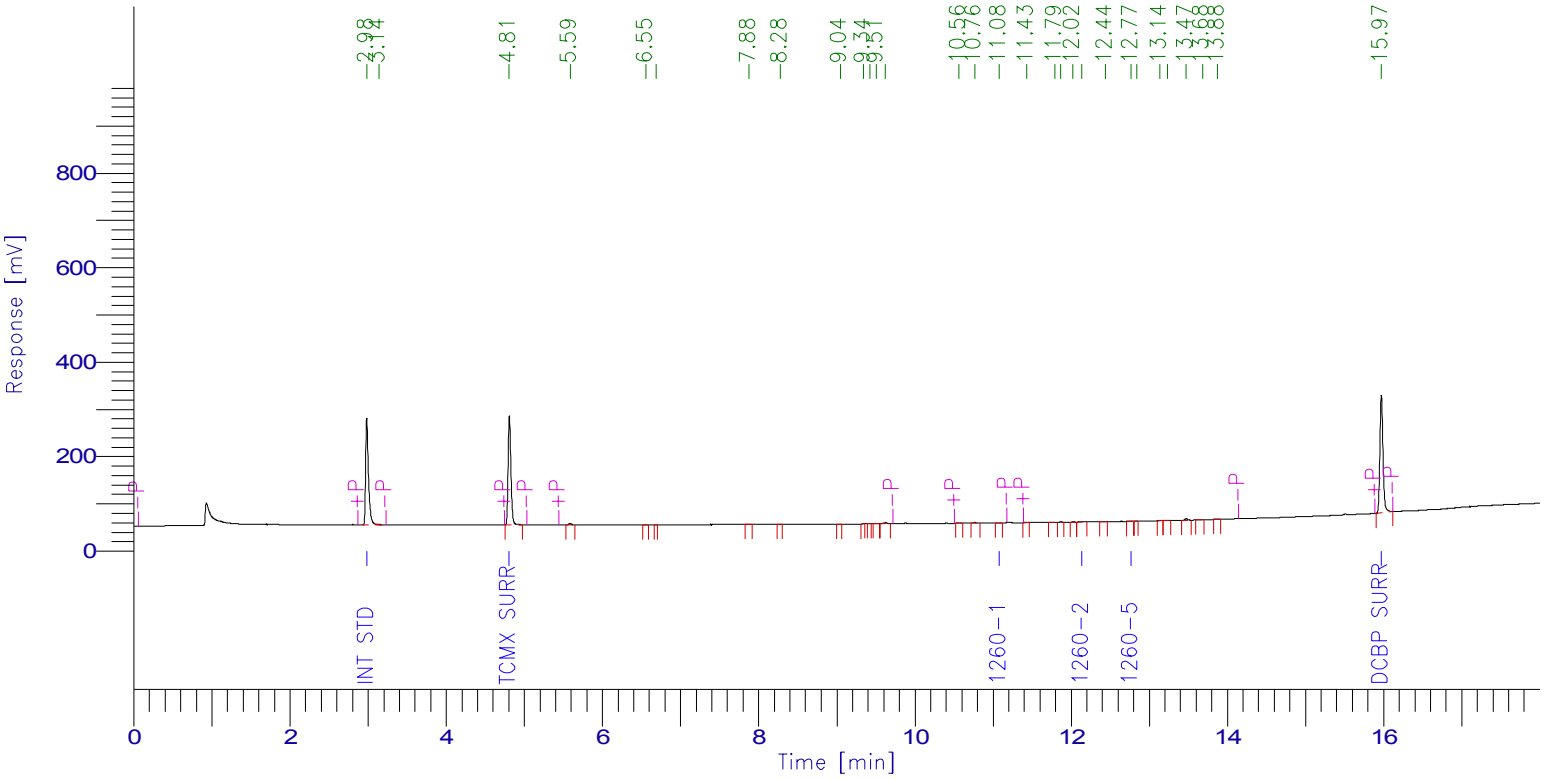

PCB Report

Time [min]	Component Name	Raw Amount	Area [µV·s]	Surrogate SM/WM	Surrogate QC / SL	Spike Rec Soils (%)	Spike Rec Water (%)
2.982	Int Std	100.0000	558633.60	250.0000	100.0000	40.0000	20.0000
4.808	TCMX SURR	75.1459	566346.40	187.8648	75.1459	30.0584	15.0292
5.972	1016-1	0.0000	0.00	0.0000	0.0000	0.0000	0.0000
6.774	1016-2	0.0000	0.00	0.0000	0.0000	0.0000	0.0000
7.701	1016-3	0.0000	0.00	0.0000	0.0000	0.0000	0.0000
8.156	1016-4	0.0000	0.00	0.0000	0.0000	0.0000	0.0000
8.806	1016-5	0.0000	0.00	0.0000	0.0000	0.0000	0.0000
11.078	1260-1	5.0601	1414.40	12.6503	5.0601	2.0240	1.0120
12.135	1260-2	6.5679	3886.24	16.4198	6.5679	2.6272	1.3136
12.245	1260-3	0.0000	0.00	0.0000	0.0000	0.0000	0.0000
12.349	1260-4	0.0000	0.00	0.0000	0.0000	0.0000	0.0000
12.768	1260-5	1.7799	760.00	4.4498	1.7799	0.7120	0.3560
15.969	DCBP SURR	79.2962	675333.28	198.2406	79.2962	31.7185	15.8592
		267.8501	1806373.92				

ASE **Soil Extraction for PCB**

ASEPCB-507971 **QAQC Code** #Q$PCB-S **QAQC Sample #** CE67556 11/26/19 12:46 PM

	Sample / C#	Acode	Analysis/ ASE Id	Wt(g)	Surrogate Vol (ml)	Final Vol (ml)	Cell #	Comments	Start Date	Finish Date	Initials
0	CE67556 **	BLK	ASE #11	15	0.5	5	T172	(1)	11/26	11/26	VV/ALE
0	CE67556 **	LCS	ASE #11	15	1	5	T45	0.5ML SP	11/26	11/26	VV/ALE
0	CE67556 **	LCSD	ASE #11	15	1	5	T174	0.5ML SP	11/26	11/26	VV/ALE
0	CE67556 ** - 9	MS	ASE #11	15.29	1	5	T232	0.5ML SP	11/26	11/26	######
0	CE67556 ** - 9	MSD	ASE #11	15.07	1	5	A03	0.5ML SP	11/26	11/26	######
1	CE67484 ** - 2	ASEPCB-MA	ASE #11 PEST	15.14	0.5	5	X195		11/26	11/26	######
2	CE67486 ** - 2	ASEPCB-MA	ASE #11 PEST	15.19	0.5	5	X260		11/26	11/26	######
3	CE67556 ** - 9	ASEPCB	ASE #11 PEST	15.18	0.5	5	X77		11/26	11/26	######
4	CE67789 ** - 7	ASEPCB	ASE #11 PEST	15.04	0.5	5	X120		11/26	11/26	######
5	CE67790 ** - 3	ASEPCB	ASE #11 PEST	15.03	0.5	5	T245		11/26	11/26	######
6	CE67791 ** - 3	ASEPCB	ASE #11 PEST	15.21	0.5	5	X71		11/26	11/26	######
7	CE67792 ** - 9	ASEPCB	ASE #11 PEST	15.25	0.5	5	T199		11/26	11/26	######
8	CE67267 ** - 8	ASEPCB	ASE #11 PEST	15.33	0.5	5	X186		11/26	11/26	######
9	CE68139 ** - 3	ASEPCB-MA	ASE #11 PEST	15.11	0.5	5	X150		11/26	11/26	######
10	CE68141 ** - 4	ASEPCB-MA	ASE #11 PEST	15.06	0.5	5	T205		11/26	11/26	######
11	CE68143 ** - 4	ASEPCB-MA	ASE #11 PEST	15.03	0.5	5	T249		11/26	11/26	######
12	CE68145 ** - 1	ASEPCB-MA	ASE #11 PEST	15.06	0.5	5	R290		11/26	11/26	######
13	CE68147 ** - 4	ASEPCB-MA	ASE #11 PEST	15.27	0.5	5	X79		11/26	11/26	######
14	CE68566 ** - 6	ASEPCB-MA	ASE #11 PEST	15.08	0.5	5	T18		11/26	11/26	######
15	CE68567 ** - 5	ASEPCB-MA	ASE #11 PEST	15.14	0.5	5	T6		11/26	11/26	######
16	CE68568 ** - 2	ASEPCB-MA	ASE #11 PEST	15.21	0.5	5	T238		11/26	11/26	######
17	CE68569 ** - 2	ASEPCB-MA	ASE #11 PEST	15.22	0.5	5	X191		11/26	11/26	######
18	CE68570 ** - 5	ASEPCB-MA	ASE #11 PEST	15.22	0.5	5	X180		11/26	11/26	######
19	CE68571 ** - 1	ASEPCB-MA	ASE #11 PEST	15.40	0.5	5	T31		11/26	11/26	######
20	CE68634 * - 3	ASEPCB	ASE #11 PEST	15.23	0.5	5	T186		11/26	11/26	######

QC Rpt Cmnt

Prep Comment

Post Comment

Surrogate Id # ultra (ISM-320) **Tracking #** **Time In**

Spike # ultra (CUS-14078) **Tracking #** **Time Out**

LCSID # asepcb **Tracking #** **Temp**

Standards **Time Basic**

Vendor Id	Item ID	Phoenix Lot Number	Vendor Lot Number	Expiration Date
Brand-Nu	95% Hexane	S#NNJ	DX967-US	05/08/20
Brand-Nu	Acetone	S#NXA	236884	05/17/20
Brand-Nu	Hexane			
Phoenix	P/P - SURROGATE PREP	P/P33F	----------	11/14/20
Ultra	Pcb Spike	S#LYQ	6483693	09/30/21

PHOENIX
Environmental Laboratories, Inc.

587 East Middle Turnpike, P.O. Box 370, Manchester, CT 06040
Telephone: 860.645.1102 • Fax: 860.645.0823

NY ANALYTICAL SERVICES PROTOCOL
DATA PACKAGE

Client: NETC

125 BATH STREET

Laboratory Project: GCE67556

Pesticides (SOIL)
Ver 1

Organic Data Flags

LOD(MDL): Limit of Detection or Method Detection Limit
The minimum reportable concentration that can be measured with confidence.

PQL(RL): Practical Quantitation Level or Reporting Level
This value is at or above the MDL and is supported by the lowest calibration standard.

· · Q Qualifiers:

U - The compound was analyzed for but not detected at or above the MDL. The number immediately preceding the “U” represents the PQL reporting level corrected for percent solids, weight and/or volume calculations, and dilution factors.

J - Indicates an estimated value, may indicate one of the following, depending on the situation:
a) The reported value is estimated and below the MDL
b) Used when estimating a concentration for TIC where a 1:1 response is assumed or when the result indicates the presence of a compound that meets the indentification criteria, but the results is less than the quantitation limit, but greater than zero.
c) QC associated with this analyte is within warning limits.

X - The concentration is not reported. This quantitation file was not evaluated for this compound at this dilution; a volatile purging or related issue may be the cause.

L - Biased Low

N - The concentration is based on the response of the nearest internal. This flag is used on the TIC form for all compounds identified.

S - This compound is a solvent that is used in the laboratory. Laboratory contamination is suspected if concentration is less than five times the reporting level.

B - This compound was also present in the method blank

D - The reported concentration is the result of a diluted analysis.

E - The reported value is estimated because the concentration exceeded the calibration range.

A - Indicates that the tentatively identified compound is a suspected aldol condensation product. Aldol condensation products are produced during the extraction process.

Q - For TICS, this compound was quantitated using a calibration curve. This compound is part of the instrument method, but not part of the client target list.

P- Percent difference is greater than 25% between the two GC columns and the lower result is reported.

PHOENIX
Environmental Laboratories, Inc.
587 East Middle Turnpike, P.O.Box 370, Manchester, CT 06040
Tel. (860) 645-1102 Fax (860) 645-0823

ACCREDITED IN ACCORDANCE WITH nelac NY # 11301

SDG: GCE67556

Pesticides Soil Conformance / Non-Conformance Summary

Project ID / Client ID: 125 BATH STREET, NETC

General Comments:

The samples were analyzed using a dual column ECD GC. Data files are labeled date-A-seq for the A channel and date-B-seq for the B channel. In order to report a concentration, both channels need to have the compound detected.
A Florisil cleanup was performed on all extracts.
The reporting levels (PQL) are supported by the lowest calibration standard. The laboratory defines the LOD/MDL as equivalent to the PQL/RL.It is part of Phoenix Lab's procedure to dilute all soil extracts prior to analysis
A calibration curve for the single component pesticides was analyzed with the samples. The standards for the multi-component pesticides Toxaphene and Chlordane calibration standards are analyzed only if the pattern is detected in the samples. Toxaphene and Chlordane daily standards are provided at the end of the pesticides calibration verification forms.
This data package provides summary forms for the single component pesticides only; please refer to the Phoenix report for the full list. Alpha and gamma chlordane were spiked and analyzed instead of technical chlordane. Gamma chlordane recovery is reported as chlordane in the LCS and LCSD.

Form 2 (Surrogates):

All surrogates met criteria with the following exceptions: None.

Form 3 (Laboratory Control/Matrix Spike):

Sample: CE67556 LCS
All LCS recoveries met criteria with the following exceptions: None.
All LCSD recoveries met criteria with the following exceptions: None.
All LCS/LCSD RPDs met criteria with the following exceptions: None.

Sample: CE67556 MS
All MS recoveries met criteria with the following exceptions: None.
All MSD recoveries met criteria with the following exceptions: None.
All MS/MSD RPDs met criteria with the following exceptions: None.

Form 4 (Method Blank):

File: ECD4 N27A008 / N27B008 (CE67556)
All compounds were non-detect with the following exceptions: None.

Form 6 (Initial Calibration Factors):

Method: ECD4 PSN20AI
All compounds met criteria with the following exceptions: None.

Method: ECD4 PSN20BI
All compounds met criteria with the following exceptions: None.

Form 7 (Calibration Verification):

All Calibration Blanks were non-detect with the following exceptions: None.

All Continuing Calibrations met criteria with the following exceptions: None.

Form 7 (Degradation Standard):

All Degradation standards met criteria with the following exceptions: None.

PHOENIX
Environmental Laboratories, Inc.
587 East Middle Turnpike, P.O.Box 370, Manchester, CT 06040
Tel. (860) 645-1102 Fax (860) 645-0823

ACCREDITED IN ACCORDANCE WITH nelac NY # 11301

SDG: GCE67556

Pesticides Soil Conformance / Non-Conformance Summary

Project ID / Client ID: 125 BATH STREET, NETC

Form 8 (Internal Standard and Retention Time):

All Internal Standards / Retention Times met criteria with the following exceptions: None.

Form 10 (Confirmation Summary):

All Confirmation Summaries met %D criteria (40%) with the following exceptions: None.

12/04/19

Anil Makol
Project Manager

2F
SOIL PESTICIDE SURROGATE RECOVERY

Lab Name: Phoenix Environmental Client: NETC

Lab Code: Phoenix Case No.: SAS No.: SDG No.: GCE67556

GC Column(1): CLPesticid ID: 0.32 (mm) GC Column(2): Rtx-440 ID: 0.32 (mm)

	LAB ID	TCX 1 %REC	#	TCX 2 %REC	#	DCB 1 %REC	#	DCB 2 %REC	#	TOT OUT	FILE ID
01	CE67556 BL	75		68		101		86		0	ECD4 N27A008 | N27B008
02	CE67556 LCS	74		66		89		77		0	ECD4 N27A009 | N27B009
03	CE67556 LCSD	69		64		87		77		0	ECD4 N27A019 | N27B019
04	CE67556 MS	54		51		63		53		0	ECD4 N27A020 | N27B020
05	CE67556 MSD	54		50		67		58		0	ECD4 N27A021 | N27B021
06	CE67556 (2X)	52		50		67		60		0	ECD4 N27A022 | N27B022
07											
08											
09											
10											
11											
12											
13											
14											
15											
16											
17											
18											
19											
20											
21											
22											
23											
24											
25											
26											
27											
28											
29											
30											

	ADVISORY QC LIMITS
TCX = Tetrachloro-m-xylene	30 - 150
DCB = Decachlorobiphenyl	30 - 150

= Column to be used to flag recovery values
* = Values outside of contract required QC limits
D = Surrogate diluted out
Int = Surrogate not reported due to Interference

FORM II PEST

3F

SOIL PESTICIDE LCS SPIKE/LCS SPIKE DUPLICATE RECOVERY

Lab Name: Phoenix Environmental Client: NETC

Lab Code: Phoenix Case No.: SAS No.: SDG No.: GCE67556

LCS Spike - Client Id.: CE67556 LCS Lab Id: CE67556 LCS

COMPOUND	SPIKE ADDED ug/kg		LCS CONC ug/kg	LCS % REC #	QC. LIMITS REC.
alpha-BHC	33.3		23.2	70	40 - 140
beta-BHC	33.3		31.2	93	40 - 140
delta-BHC	33.3		22.8	69	40 - 140
gamma-BHC (Lindane)	33.3		23.1	69	40 - 140
Heptachlor	33.3		23.9	72	40 - 140
Aldrin	33.3		22.3	67	40 - 140
Heptachlor Epoxide	33.3		23.8	71	40 - 140
Endosulfan I	33.3		25.2	76	40 - 140
Dieldrin	33.3		23.5	70	40 - 140
4,4' -DDE	33.3		21.8	65	40 - 140
Endrin	33.3		23.8	71	40 - 140
Endosulfan II	33.3		31.4	94	40 - 140
4,4' -DDD	33.3		23.2	70	40 - 140
Endosulfan Sulfate	33.3		30.9	93	40 - 140
4,4' -DDT	33.3		24.5	73	40 - 140
Methoxychlor	33.3		29.9	90	40 - 140
Endrin ketone	33.3		28.0	84	40 - 140
Endrin Aldehyde	33.3		29.8	89	40 - 140
alpha-Chlordane	33.3		23.5	70	40 - 140
gamma-Chlordane	33.3		23.8	71	40 - 140

COMPOUND	SPIKE ADDED ug/kg	LCSD CONC ug/kg	LCSD % REC #	% RPD #	QC LIMITS RPD	QC LIMITS REC.
alpha-BHC	33.3	22.3	67	4.4	30	40 - 140
beta-BHC	33.3	31.5	94	1.1	30	40 - 140
delta-BHC	33.3	21.3	64	7.5	30	40 - 140
gamma-BHC (Lindane)	33.3	21.9	66	4.4	30	40 - 140
Heptachlor	33.3	22.7	68	5.7	30	40 - 140
Aldrin	33.3	21.5	64	4.6	30	40 - 140
Heptachlor Epoxide	33.3	22.6	68	4.3	30	40 - 140
Endosulfan I	33.3	23.3	70	8.2	30	40 - 140
Dieldrin	33.3	22.8	68	2.9	30	40 - 140
4,4' -DDE	33.3	22.1	66	1.5	30	40 - 140
Endrin	33.3	23.1	69	2.9	30	40 - 140
Endosulfan II	33.3	30.7	92	2.2	30	40 - 140
4,4' -DDD	33.3	23.3	70	0.0	30	40 - 140
Endosulfan Sulfate	33.3	30.1	90	3.3	30	40 - 140
4,4' -DDT	33.3	23.7	71	2.8	30	40 - 140
Methoxychlor	33.3	28.2	85	5.7	30	40 - 140
Endrin ketone	33.3	27.3	82	2.4	30	40 - 140
Endrin Aldehyde	33.3	30.2	91	2.2	30	40 - 140
alpha-Chlordane	33.3	22.5	67	4.4	30	40 - 140
gamma-Chlordane	33.3	22.6	68	4.3	30	40 - 140

3F

SOIL PESTICIDE MATRIX SPIKE/MATRIX SPIKE DUPLICATE RECOVERY

Lab Name: Phoenix Environmental Client: NETC

Lab Code: Phoenix Case No.: SAS No.: SDG No.: GCE67556

Matrix Spike - Client Id.: COMP-2 MS Lab Id: CE67556 MS

COMPOUND	SPIKE ADDED ug/kg	SAMPLE CONCENTRATION ug/kg	MS CONC ug/kg	MS % REC	#	QC. LIMITS REC.
alpha-BHC	37.0	0	17.4	47		30 - 150
beta-BHC	37.0	0	24.2	65		30 - 150
delta-BHC	37.0	0	17.4	47		30 - 150
gamma-BHC (Lindane)	37.0	0	17.8	48		30 - 150
Heptachlor	37.0	0	18.2	49		30 - 150
Aldrin	37.0	0	17.3	47		30 - 150
Heptachlor Epoxide	37.0	0	18.0	49		30 - 150
Endosulfan I	37.0	0	18.6	50		30 - 150
Dieldrin	37.0	0	17.5	47		30 - 150
4,4' -DDE	37.0	0	16.7	45		30 - 150
Endrin	37.0	0	17.7	48		30 - 150
Endosulfan II	37.0	0	24.2	65		30 - 150
4,4' -DDD	37.0	0	17.0	46		30 - 150
Endosulfan Sulfate	37.0	0	22.6	61		30 - 150
4,4' -DDT	37.0	0	17.8	48		30 - 150
Methoxychlor	37.0	0	21.0	57		30 - 150
Endrin ketone	37.0	0	20.0	54		30 - 150
Endrin Aldehyde	37.0	0	21.9	59		30 - 150
alpha-Chlordane	37.0	0	17.8	48		30 - 150
gamma-Chlordane	37.0	0	17.9	49		30 - 150

COMPOUND	SPIKE ADDED ug/kg	MSD CONC ug/kg	MSD % REC	#	% RPD	#	QC LIMITS RPD	QC LIMITS REC.
alpha-BHC	36.8	18.2	49		4.2		30	30 - 150
beta-BHC	36.8	24.0	65		0.0		30	30 - 150
delta-BHC	36.8	17.6	48		2.1		30	30 - 150
gamma-BHC (Lindane)	36.8	17.9	49		2.1		30	30 - 150
Heptachlor	36.8	18.7	51		4.0		30	30 - 150
Aldrin	36.8	17.5	48		2.1		30	30 - 150
Heptachlor Epoxide	36.8	18.6	51		4.0		30	30 - 150
Endosulfan I	36.8	19.4	53		5.8		30	30 - 150
Dieldrin	36.8	18.5	50		6.2		30	30 - 150
4,4' -DDE	36.8	17.6	48		6.5		30	30 - 150
Endrin	36.8	18.8	51		6.1		30	30 - 150
Endosulfan II	36.8	25.3	69		6.0		30	30 - 150
4,4' -DDD	36.8	19.0	52		12.2		30	30 - 150
Endosulfan Sulfate	36.8	24.7	67		9.4		30	30 - 150
4,4' -DDT	36.8	19.3	52		8.0		30	30 - 150
Methoxychlor	36.8	23.7	64		11.6		30	30 - 150
Endrin ketone	36.8	21.6	59		8.8		30	30 - 150
Endrin Aldehyde	36.8	24.0	65		9.7		30	30 - 150
alpha-Chlordane	36.8	18.6	51		6.1		30	30 - 150
gamma-Chlordane	36.8	18.6	51		4.0		30	30 - 150

FORM III PEST

4C
PESTICIDE METHOD BLANK SUMMARY

CLIENT SAMPLE NO

CE67556 BL

Lab Name: Phoenix Environmental Client: NETC

Lab Code: Phoenix Case No.: SAS No.: SDG No.: GCE67556

Lab Sample ID: CE67556 BL Lab File ID: N27A008

Matrix: (soil/water) SOIL Extraction:(SepF/Cont/Sonc) 3545

Sulfur Cleanup:(Y/N) N Date Extracted: 11/26/19

Date Analyzed (1): 11/27/19 Date Analyzed (2): 11/27/19

Time Analyzed (1): 09:53 Time Analyzed (2): 09:53

Instrument ID (1): ECD4 Instrument ID (2): ECD4

GC Col.(1): CLPesticide ID: 0.32 (mm) GC Col.(2): Rtx-440 ID: 0.32 (mm)

THIS METHOD BLANK APPLIES TO THE FOLLOWING SAMPLES, MS AND MSD:

	CLIENT SAMPLE NO.	LAB SAMPLE ID	DATE ANALYZED 1	DATE ANALYZED 2
01	CE67556 LCS	CE67556 LCS	11/27/19	11/27/19
02	CE67556 LCSD	CE67556 LCSD	11/27/19	11/27/19
03	COMP-2 MS	CE67556 MS	11/27/19	11/27/19
04	COMP-2 MSD	CE67556 MSD	11/27/19	11/27/19
05	COMP-2 (2X)	CE67556 (2X)	11/27/19	11/27/19
06				
07				
08				
09				
10				
11				
12				
13				
14				
15				
16				
17				
18				
19				
20				
21				
22				
23				
24				
25				

COMMENTS:

FORM IV PEST

8B
PESTICIDE INTERNAL STANDARD AREA AND RT SUMMARY

Lab Name: Phoenix Environmental Labs Client: NETC

Lab Code: Phoenix Case No.: SAS No.: SDG No.: GCE67556

Lab File Id: N19A024 Date Analyzed: 11/19/19

Instrument ID: ECD4 Time Analyzed: 17:15

GC Col A: CLPesticides ID: 0.32

1-Bromo-2-Nitrobenze	INTERNAL STD AREA #	RT #
12 HOUR STD	532144	2.74
UPPER LIMIT	1090895	3.24
LOWER LIMIT	263411	2.24

	CLIENT ID	LAB ID	FILE ID	INTERNAL STD AREA	RT	DATE ANALYZED	TIME ANALYZED
01	mix 6;51g	mix 6;51g	N19A022	528253	2.74	11/19/19	17:15
02	mix 5;51h	mix 5;51h	N19A023	533412	2.75	11/19/19	17:32
03	mix 4;50h	mix 4;50h	N19A024	532144	2.74	11/19/19	17:50
04	mix 3;51j	mix 3;51j	N19A025	545813	2.74	11/19/19	18:08
05	mix 2;51k	mix 2;51k	N19A026	533916	2.75	11/19/19	18:25
06	mix 1;51l	mix 1;51l	N19A027	527542	2.74	11/19/19	18:43
07	mix 1a;50k	mix 1a;50k	N19A028	510221	2.74	11/19/19	19:00
08							
09							
10							
11							
12							
13							
14							
15							
16							
17							
18							
19							
20							
21							
22							
23							
24							
25							
26							

AREA UPPER LIMIT = +100% of internal standard area
AREA LOWER LIMIT = - 50% of internal standard area
RT UPPER LIMIT = +0.50 minutes of internal standard RT
RT LOWER LIMIT = -0.50 minutes of internal standard RT

Column used to flag internal standard area values with an asterisk.
* Values outside of QC limits.

FORM VIII PEST

8B
PESTICIDE INTERNAL STANDARD AREA AND RT SUMMARY

Lab Name: Phoenix Environmental Labs Client: NETC

Lab Code: Phoenix Case No.: SAS No.: SDG No.: GCE67556

Lab File Id: N19B024 Date Analyzed: 11/19/19

Instrument ID: ECD4 Time Analyzed: 17:15

GC Col B: Rtx-440 ID: 0.32

1-Bromo-2-Nitrobenze	INTERNAL STD AREA #	RT #
12 HOUR STD	822245	2.81
UPPER LIMIT	1685603	3.31
LOWER LIMIT	407011	2.31

	CLIENT ID	LAB ID	FILE ID	INTERNAL STD AREA	RT	DATE ANALYZED	TIME ANALYZED
01	mix 6;51g	mix 6;51g	N19B022	804991	2.81	11/19/19	17:15
02	mix 5;51h	mix 5;51h	N19B023	812040	2.82	11/19/19	17:32
03	mix 4;50h	mix 4;50h	N19B024	822245	2.81	11/19/19	17:50
04	mix 3;51j	mix 3;51j	N19B025	835729	2.82	11/19/19	18:08
05	mix 2;51k	mix 2;51k	N19B026	819707	2.82	11/19/19	18:25
06	mix 1;51l	mix 1;51l	N19B027	819331	2.81	11/19/19	18:43
07	mix 1a;50k	mix 1a;50k	N19B028	787900	2.82	11/19/19	19:00
08							
09							
10							
11							
12							
13							
14							
15							
16							
17							
18							
19							
20							
21							
22							
23							
24							
25							
26							

AREA UPPER LIMIT = +100% of internal standard area
AREA LOWER LIMIT = - 50% of internal standard area
RT UPPER LIMIT = +0.50 minutes of internal standard RT
RT LOWER LIMIT = -0.50 minutes of internal standard RT

Column used to flag internal standard area values with an asterisk.
* Values outside of QC limits.

FORM VIII PEST

8B
PESTICIDE INTERNAL STANDARD AREA AND RT SUMMARY

Lab Name: Phoenix Environmental Labs Client: NETC

Lab Code: Phoenix Case No.: SAS No.: SDG No.: GCE67556

Lab File Id: N27A004 Date Analyzed: 11/27/19

Instrument ID: ECD4 Time Analyzed: 09:53

GC Col A: CLPesticides ID: 0.32

1-Bromo-2-Nitrobenze	INTERNAL STD AREA #	RT #
12 HOUR STD	504696	2.56
UPPER LIMIT	1034627	3.06
LOWER LIMIT	249825	2.06

	CLIENT ID	LAB ID	FILE ID	INTERNAL STD AREA	RT	DATE ANALYZED	TIME ANALYZED
01	hex	hex	N27A003	450646	2.57	11/27/19	08:17
02	mix 4;51q	mix 4;51q	N27A004	504696	2.56	11/27/19	08:34
03	deg;52h	deg;52h	N27A005	465767	2.57	11/27/19	08:51
04	c300;50n	c300;50n	N27A006	508866	2.56	11/27/19	09:09
05	t1000;49l	t1000;49l	N27A007	468322	2.57	11/27/19	09:26
06	CE67556 BL	CE67556 BL	N27A008	461481	2.57	11/27/19	09:53
07	CE67556 LCS	CE67556 LCS	N27A009	456625	2.57	11/27/19	10:11
08	hex	hex	N27A016	506758	2.58	11/27/19	13:13
09							
10							
11							
12							
13							
14							
15							
16							
17							
18							
19							
20							
21							
22							
23							
24							
25							
26							

AREA UPPER LIMIT = +100% of internal standard area
AREA LOWER LIMIT = - 50% of internal standard area
RT UPPER LIMIT = +0.50 minutes of internal standard RT
RT LOWER LIMIT = -0.50 minutes of internal standard RT

Column used to flag internal standard area values with an asterisk.
* Values outside of QC limits.

FORM VIII PEST

8B
PESTICIDE INTERNAL STANDARD AREA AND RT SUMMARY

Lab Name: Phoenix Environmental Labs Client: NETC

Lab Code: Phoenix Case No.: SAS No.: SDG No.: GCE67556

Lab File Id: N27A018 Date Analyzed: 11/27/19

Instrument ID: ECD4 Time Analyzed: 14:58

GC Col A: CLPesticides ID: 0.32

1-Bromo-2-Nitrobenze	INTERNAL STD AREA #	RT #
12 HOUR STD	534953	2.56
UPPER LIMIT	1096653	3.06
LOWER LIMIT	264802	2.06

	CLIENT ID	LAB ID	FILE ID	INTERNAL STD AREA	RT	DATE ANALYZED	TIME ANALYZED
01	mix 4;51p	mix 4;51p	N27A018	534953	2.56	11/27/19	13:48
02	CE67556 LCSD	CE67556 LCSD	N27A019	474492	2.57	11/27/19	14:05
03	COMP-2 MS	CE67556 MS	N27A020	480212	2.57	11/27/19	14:23
04	COMP-2 MSD	CE67556 MSD	N27A021	486324	2.56	11/27/19	14:40
05	COMP-2 (2X)	CE67556 (2X)	N27A022	516178	2.57	11/27/19	14:58
06	hex	hex	N27A029	537479	2.56	11/27/19	17:00
07	mix 4;51p	mix 4;51p	N27A031	534059	2.57	11/27/19	17:35
08							
09							
10							
11							
12							
13							
14							
15							
16							
17							
18							
19							
20							
21							
22							
23							
24							
25							
26							

AREA UPPER LIMIT = +100% of internal standard area
AREA LOWER LIMIT = - 50% of internal standard area
RT UPPER LIMIT = +0.50 minutes of internal standard RT
RT LOWER LIMIT = -0.50 minutes of internal standard RT

Column used to flag internal standard area values with an asterisk.
* Values outside of QC limits.

FORM VIII PEST

8B
PESTICIDE INTERNAL STANDARD AREA AND RT SUMMARY

Lab Name: Phoenix Environmental Labs Client: NETC

Lab Code: Phoenix Case No.: SAS No.: SDG No.: GCE67556

Lab File Id: N27B004 Date Analyzed: 11/27/19

Instrument ID: ECD4 Time Analyzed: 09:53

GC Col B: Rtx-440 ID: 0.32

1-Bromo-2-Nitrobenze	INTERNAL STD AREA #	RT #
12 HOUR STD	565070	2.74
UPPER LIMIT	1158394	3.24
LOWER LIMIT	279710	2.24

	CLIENT ID	LAB ID	FILE ID	INTERNAL STD AREA	RT	DATE ANALYZED	TIME ANALYZED
01	hex	hex	N27B003	399534	2.73	11/27/19	08:17
02	mix 4;51q	mix 4;51q	N27B004	565070	2.74	11/27/19	08:34
03	deg;52h	deg;52h	N27B005	633634	2.75	11/27/19	08:51
04	c300;50n	c300;50n	N27B006	772558	2.74	11/27/19	09:09
05	t1000;49l	t1000;49l	N27B007	673559	2.74	11/27/19	09:26
06	CE67556 BL	CE67556 BL	N27B008	608421	2.73	11/27/19	09:53
07	CE67556 LCS	CE67556 LCS	N27B009	625253	2.74	11/27/19	10:11
08	hex	hex	N27B016	522276	2.73	11/27/19	13:13
09							
10							
11							
12							
13							
14							
15							
16							
17							
18							
19							
20							
21							
22							
23							
24							
25							
26							

AREA UPPER LIMIT = +100% of internal standard area
AREA LOWER LIMIT = - 50% of internal standard area
RT UPPER LIMIT = +0.50 minutes of internal standard RT
RT LOWER LIMIT = -0.50 minutes of internal standard RT

Column used to flag internal standard area values with an asterisk.
* Values outside of QC limits.

FORM VIII PEST

8B
PESTICIDE INTERNAL STANDARD AREA AND RT SUMMARY

Lab Name: Phoenix Environmental Labs Client: NETC

Lab Code: Phoenix Case No.: SAS No.: SDG No.: GCE67556

Lab File Id: N27B018 Date Analyzed: 11/27/19

Instrument ID: ECD4 Time Analyzed: 14:58

GC Col B: Rtx-440 ID: 0.32

1-Bromo-2-Nitrobenze	INTERNAL STD AREA #	RT #
12 HOUR STD	806876	2.73
UPPER LIMIT	1654096	3.23
LOWER LIMIT	399404	2.23

	CLIENT ID	LAB ID	FILE ID	INTERNAL STD AREA	RT	DATE ANALYZED	TIME ANALYZED
01	mix 4;51p	mix 4;51p	N27B018	806876	2.73	11/27/19	13:48
02	CE67556 LCSD	CE67556 LCSD	N27B019	702596	2.74	11/27/19	14:05
03	COMP-2 MS	CE67556 MS	N27B020	715271	2.74	11/27/19	14:23
04	COMP-2 MSD	CE67556 MSD	N27B021	745276	2.74	11/27/19	14:40
05	COMP-2 (2X)	CE67556 (2X)	N27B022	766439	2.75	11/27/19	14:58
06	hex	hex	N27B029	830480	2.74	11/27/19	17:00
07	mix 4;51p	mix 4;51p	N27B031	864250	2.74	11/27/19	17:35
08							
09							
10							
11							
12							
13							
14							
15							
16							
17							
18							
19							
20							
21							
22							
23							
24							
25							
26							

AREA UPPER LIMIT = +100% of internal standard area
AREA LOWER LIMIT = - 50% of internal standard area
RT UPPER LIMIT = +0.50 minutes of internal standard RT
RT LOWER LIMIT = -0.50 minutes of internal standard RT

Column used to flag internal standard area values with an asterisk.
* Values outside of QC limits.

FORM VIII PEST

1D
PESTICIDE ORGANICS ANALYSIS DATA SHEET

CLIENT SAMPLE NO.

COMP-2

Lab Name: Phoenix Environmental Client: NETC

Lab Code: Phoenix Instr: ECD4 Column.: CLPesticides 0.32 SDG No.: GCE67556

Matrix: (soil/water) SOIL Lab Sample ID: CE67556

Sample wt/vol: 15.18 (g/mL) g Lab File ID: N27A022

% Moisture: 11 decanted: (Y/N) N Date Received: 11/25/19

Extraction: (SepF/Cont/ASE) 3545 Date Extracted: 11/26/19

Concentrated Extract Volume: 5000 (uL) Date Analyzed: 11/27/19

Injection Volume: 1 (ul) Dilution Factor: 2

CONCENTRATION UNITS: ug/Kg

CAS NO.	COMPOUND	CF	CONC	P/C	Q	MDL	PQL
319-84-6	alpha-BHC	NA	7.4	P	U	7.4	7.4
319-85-7	beta-BHC	0.761	7.4	P	U	7.4	7.4
319-86-8	delta-BHC	1.966	7.4	P	U	7.4	7.4
58-89-9	gamma-BHC (Lindane)	1.886	1.5	P	U	1.5	1.5
76-44-8	Heptachlor	NA	7.4	P	U	7.4	7.4
309-00-2	Aldrin	NA	3.7	P	U	3.7	3.7
1024-57-3	Heptachlor Epoxide	NA	7.4	P	U	7.4	7.4
959-98-8	Endosulfan I	1.560	7.4	P	U	7.4	7.4
60-57-1	Dieldrin	1.512	3.7	P	U	3.7	3.7
72-55-9	4,4' -DDE	NA	2.2	P	U	2.2	2.2
72-20-8	Endrin	NA	7.4	P	U	7.4	7.4
33213-65-9	Endosulfan II	1.238	7.4	P	U	7.4	7.4
72-54-8	4,4' -DDD	1.011	2.2	P	U	2.2	2.2
1031-07-8	Endosulfan Sulfate	NA	7.4	P	U	7.4	7.4
50-29-3	4,4' -DDT	1.139	2.2	P	U	2.2	2.2
72-43-5	Methoxychlor	NA	37	P	U	37	37
53494-70-5	Endrin ketone	NA	7.4	P	U	7.4	7.4
7421-93-4	Endrin Aldehyde	0.889	7.4	P	U	7.4	7.4
8001-35-2	Toxaphene	NA	150	P	U	150	150
5103-71-9	alpha-Chlordane	1.613	3.7	P	U	3.7	3.7
5103-74-2	gamma-Chlordane	NA	3.7	P	U	3.7	3.7
57-74-9	Chlordane	NA	37	P	U	37	37
2051-24-3	Decachlorobiphenyl	1.037	67	P		%	%
877-09-8	Tetrachloro-m-xylene	1.283	52	P		%	%

57-74-9 Sample PQL Calc: (50raw * 2df * 5fv) / (15.18wt-vol * 0.89%sol) = 37

Both channels need to have the compound detected for a concentration to be reported on either channel.
U1=Due to matrix interference and/or the presence of a large amount of non-target material, the reporting level for this compound has been elevated.
U2=The presence of this compound was not confirmed by the analyst based on the characteristic pattern matching of multi-component parameters, retention time, and/or peak shape.

P/C: P=Primary Result C=Confirmation Result X=Not Used CF=Calculated Calibration/Response Factor MC=Multi-Component

1D
PESTICIDE ORGANICS ANALYSIS DATA SHEET

CLIENT SAMPLE NO.

COMP-2

Lab Name: Phoenix Environmental Client: NETC

Lab Code: Phoenix Instr: ECD4 Column.: Rtx-440 0.32 SDG No.: GCE67556

Matrix: (soil/water) SOIL Lab Sample ID: CE67556

Sample wt/vol: 15.18 (g/mL) g Lab File ID: N27B022

% Moisture: 11 decanted: (Y/N) N Date Received: 11/25/19

Extraction: (SepF/Cont/ASE) 3545 Date Extracted: 11/26/19

Concentrated Extract Volume: 5000 (uL) Date Analyzed: 11/27/19

Injection Volume: 1 (ul) Dilution Factor: 2

CONCENTRATION UNITS: ug/Kg

CAS NO.	COMPOUND	CF	CONC	P/C	Q	MDL	PQL
319-84-6	alpha-BHC	2.530	7.4	C	U	7.4	7.4
319-85-7	beta-BHC	NA	7.4	C	U	7.4	7.4
319-86-8	delta-BHC	NA	7.4	C	U	7.4	7.4
58-89-9	gamma-BHC (Lindane)	2.201	1.5	C	U	1.5	1.5
76-44-8	Heptachlor	NA	7.4	C	U	7.4	7.4
309-00-2	Aldrin	NA	3.7	C	U	3.7	3.7
1024-57-3	Heptachlor Epoxide	NA	7.4	C	U	7.4	7.4
959-98-8	Endosulfan I	NA	7.4	C	U	7.4	7.4
60-57-1	Dieldrin	NA	3.7	C	U	3.7	3.7
72-55-9	4,4' -DDE	NA	2.2	C	U	2.2	2.2
72-20-8	Endrin	NA	7.4	C	U	7.4	7.4
33213-65-9	Endosulfan II	NA	7.4	C	U	7.4	7.4
72-54-8	4,4' -DDD	NA	2.2	C	U	2.2	2.2
1031-07-8	Endosulfan Sulfate	NA	7.4	C	U	7.4	7.4
50-29-3	4,4' -DDT	1.111	2.2	C	U	2.2	2.2
72-43-5	Methoxychlor	NA	37	C	U	37	37
53494-70-5	Endrin ketone	NA	7.4	C	U	7.4	7.4
7421-93-4	Endrin Aldehyde	NA	7.4	C	U	7.4	7.4
8001-35-2	Toxaphene	NA	150	C	U	150	150
5103-71-9	alpha-Chlordane	NA	3.7	C	U	3.7	3.7
5103-74-2	gamma-Chlordane	NA	3.7	C	U	3.7	3.7
57-74-9	Chlordane	NA	37	C	U	37	37
2051-24-3	Decachlorobiphenyl	0.876	60	C		%	%
877-09-8	Tetrachloro-m-xylene	1.320	50	C		%	%

57-74-9 Sample PQL Calc: (50raw * 2df * 5fv) / (15.18wt-vol * 0.89%sol) = 37

Both channels need to have the compound detected for a concentration to be reported on either channel.
U1=Due to matrix interference and/or the presence of a large amount of non-target material, the reporting level for this compound has been elevated.
U2=The presence of this compound was not confirmed by the analyst based on the characteristic pattern matching of multi-component parameters, retention time, and/or peak shape.

P/C: P=Primary Result C=Confirmation Result X=Not Used CF=Calculated Calibration/Response Factor MC=Multi-Component

Client Id: COMP-2

Software Version: 4.1<1L22>
Date: 12/2/2019 09:18 AM
Sample Name : 67556 2x c
Data File : E:\TC2019\ECD4\11-NOV\N27A022.RAW Date: 11/27/2019 02:58 PM
Sequence File: E:\TC2019\ECD4\11-NOV\PEST.SEQ Cycle: 860 Channel : A
Instrument : AUTO4-DUAL_ECD Rack/Vial: 0/22 Operator:
Sample Amount : 1.0000 Dilution Factor : 1.00

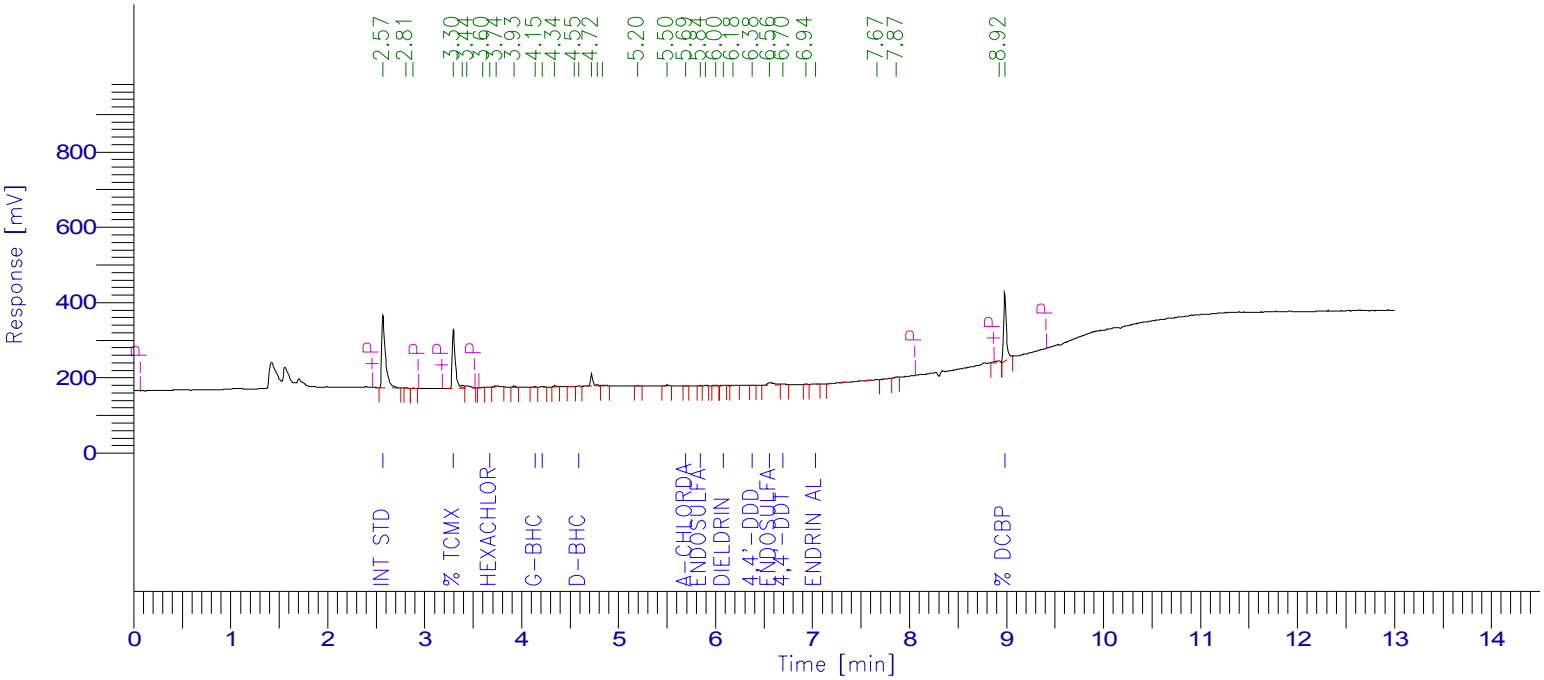

PESTICIDE REPORT

Peak #	Time [min]	Component Name	Raw Amount	Surrogate Recovery TCMX & DCBP	Multiplier	Adjusted Amount for Labowrks	Area [µV·s]
1	2.572	Int Std	100.0000	250.0000	1.0000	100.0000	516177.68
4	3.298	% TCMX	51.9310	129.8276	1.0000	51.9310	343873.82
8	3.675	Hexachlorobenzene	0.2357	0.5892	1.0000	0.2357	3174.95
0	3.795	a-BHC	0.0000	0.0000	1.0000	0.0000	0.00
11	4.145	g-BHC	0.2184	0.5459	1.0000	0.2184	2125.88
12	4.218	b-BHC	0.8670	2.1676	1.0000	0.8670	3403.98
0	4.367	Heptachlor	0.0000	0.0000	1.0000	0.0000	0.00
15	4.590	d-BHC	0.1395	0.3488	1.0000	0.1395	1415.66
0	4.858	Aldrin	0.0000	0.0000	1.0000	0.0000	0.00
0	5.423	Heptachlor epoxide	0.0000	0.0000	1.0000	0.0000	0.00
0	5.552	g-Chlordane	0.0000	0.0000	1.0000	0.0000	0.00
21	5.691	A-CHLORDANE	0.1446	0.3615	1.0000	0.1446	1204.10
0	5.758	4,4'-DDE	0.0000	0.0000	1.0000	0.0000	0.00
22	5.842	Endosulfan I	0.1072	0.2679	1.0000	0.1072	862.99
25	6.085	Dieldrin	0.1267	0.3168	1.0000	0.1267	988.72
0	6.310	Endrin	0.0000	0.0000	1.0000	0.0000	0.00
27	6.378	4,4'-DDD	0.2618	0.6546	1.0000	0.2618	1366.20
28	6.560	Endosulfan II	5.1810	12.9524	1.0000	5.1810	33109.60
29	6.695	4,4'-DDT	1.0021	2.5052	1.0000	1.0021	5892.47
31	7.029	Endrin aldehyde	0.3882	0.9704	1.0000	0.3882	1781.10
0	7.317	Methoxychlor	0.0000	0.0000	1.0000	0.0000	0.00
0	7.454	Mirex	0.0000	0.0000	1.0000	0.0000	0.00
0	7.527	Endosulfan sulfate	0.0000	0.0000	1.0000	0.0000	0.00
0	7.832	Endrin Ketone	0.0000	0.0000	1.0000	0.0000	0.00
35	8.983	% DCBP	67.3389	168.3474	1.0000	67.3389	360287.30
				569.8552	25.0000	227.9421	1275664.46

Client Id: COMP-2

Software Version: 4.1<1L22>
Date: 12/2/2019 09:21 AM
Sample Name : 67556 2x c
Data File : E:\TC2019\ECD4\11-NOV\N27B022.RAW Date: 11/27/2019 02:58 PM
Sequence File: E:\TC2019\ECD4\11-NOV\PEST.SEQ Cycle: 860 Channel : B
Instrument : AUTO4-DUAL_ECD Rack/Vial: 0/22 Operator:
Sample Amount : 1.0000 Dilution Factor : 1.00

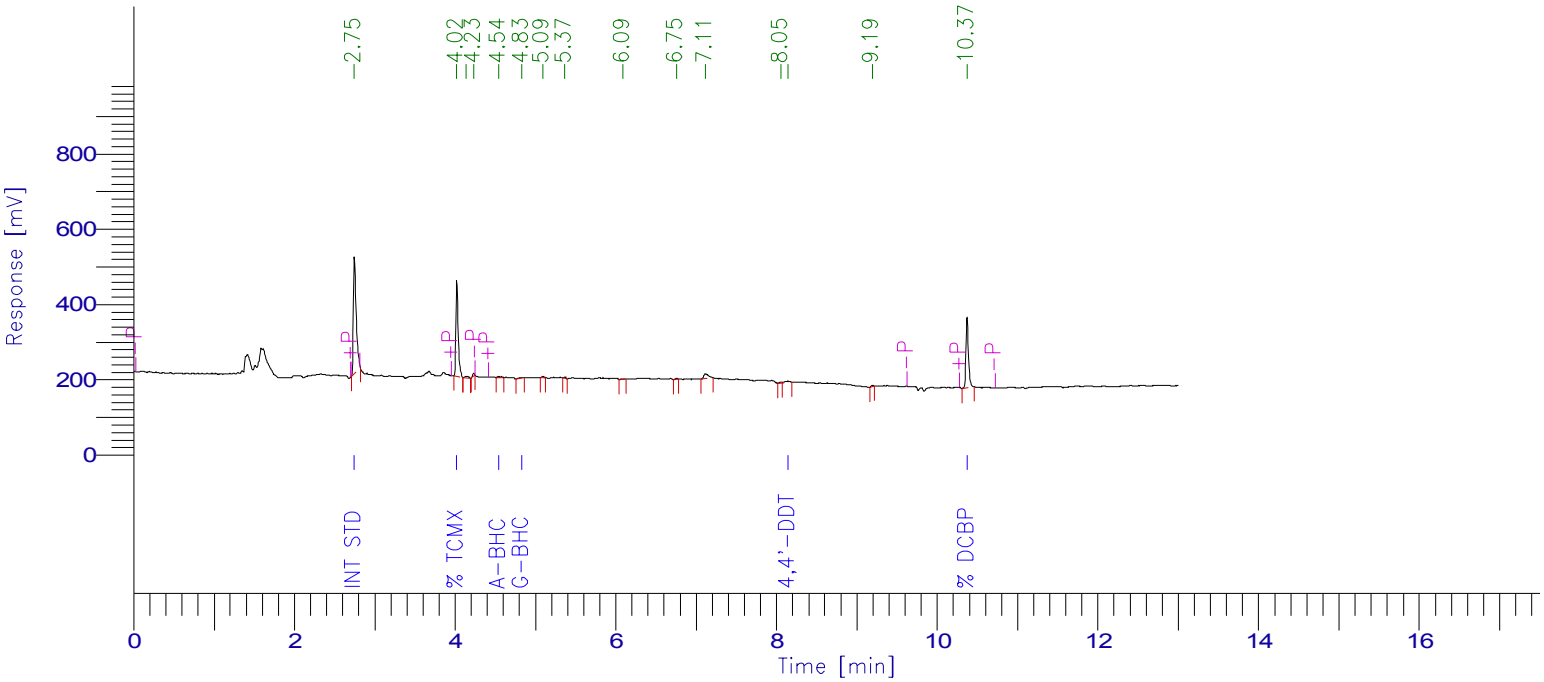

PESTICIDE REPORT

Peak #	Time [min]	Component Name	Raw Amount	Surrogate Recovery TCMX & DCBP	Multiplier	Adjusted Amount for Labowrks	Area [µV·s]
1	2.747	Int Std	100.0000	250.0000	1.0000	100.0000	766438.60
2	4.023	% TCMX	50.4855	126.2137	1.0000	50.4855	510940.48
0	4.480	Hexachlorobenzene	0.0000	0.0000	1.0000	0.0000	0.00
5	4.544	a-BHC	0.3845	0.9613	1.0000	0.3845	7455.13
6	4.830	g-BHC	0.5916	1.4791	1.0000	0.5916	9979.34
0	5.026	b-BHC	0.0000	0.0000	1.0000	0.0000	0.00
0	5.281	d-BHC	0.0000	0.0000	1.0000	0.0000	0.00
0	5.453	Heptachlor	0.0000	0.0000	1.0000	0.0000	0.00
0	5.832	Aldrin	0.0000	0.0000	1.0000	0.0000	0.00
0	6.366	Heptachlor epoxide	0.0000	0.0000	1.0000	0.0000	0.00
0	6.698	g-Chlordane	0.0000	0.0000	1.0000	0.0000	0.00
0	6.803	a-Chlordane	0.0000	0.0000	1.0000	0.0000	0.00
0	6.860	Endosulfan I	0.0000	0.0000	1.0000	0.0000	0.00
0	7.063	4,4'-DDE	0.0000	0.0000	1.0000	0.0000	0.00
0	7.220	Dieldrin	0.0000	0.0000	1.0000	0.0000	0.00
0	7.519	Endrin	0.0000	0.0000	1.0000	0.0000	0.00
0	7.738	4,4'-DDD	0.0000	0.0000	1.0000	0.0000	0.00
0	7.801	Endosulfan II	0.0000	0.0000	1.0000	0.0000	0.00
0	7.967	Endrin aldehyde	0.0000	0.0000	1.0000	0.0000	0.00
13	8.144	4,4'-DDT	1.6259	4.0647	1.0000	1.6259	13845.43
0	8.260	Endosulfan sulfate	0.0000	0.0000	1.0000	0.0000	0.00
0	8.727	Methoxychlor	0.0000	0.0000	1.0000	0.0000	0.00
0	8.812	Endrin Ketone	0.0000	0.0000	1.0000	0.0000	0.00
0	9.379	Mirex	0.0000	0.0000	1.0000	0.0000	0.00
15	10.371	% DCBP	59.8639	149.6598	1.0000	59.8639	401919.88
				532.3786	25.0000	212.9515	1710578.86

6D
PESTICIDE INITIAL CALIBRATION OF SINGLE COMPONENT ANALYTES

Lab Name: Phoenix Environmental Client: NETC

Lab Code: Phoenix Case No.: SAS No.: SDG No.: GCE67556

Instrument ID: ECD4

GC Col A: CLPesticides ID: 0.32 (mm) Date(s) Analyzed: 11/19/19 11/19/19

Method File: PSN20AI

COMPOUND	RT OF STANDARDS			MEAN	RT WINDOW	
	LOW N19A026	MID N19A024	HIGH N19A022	RT	FROM	TO
alpha-BHC	4.02	4.02	4.02	4.02	3.97	4.07
beta-BHC	4.41	4.41	4.41	4.41	4.36	4.46
delta-BHC	4.79	4.79	4.79	4.79	4.74	4.84
gamma-BHC (Lindane)	4.33	4.33	4.32	4.33	4.28	4.38
Heptachlor	4.59	4.58	4.58	4.58	4.53	4.63
Aldrin	5.08	5.07	5.07	5.07	5.02	5.12
Heptachlor Epoxide	5.67	5.66	5.66	5.66	5.59	5.73
Endosulfan I	6.08	6.08	6.07	6.08	6.01	6.15
Dieldrin	6.34	6.34	6.33	6.34	6.27	6.41
4,4' -DDE	6.02	6.01	6.01	6.01	5.94	6.08
Endrin	6.60	6.60	6.59	6.60	6.53	6.67
Endosulfan II	6.87	6.87	6.86	6.87	6.79	6.93
4,4' -DDD	6.67	6.67	6.66	6.67	6.60	6.74
Endosulfan Sulfate	7.84	7.84	7.83	7.84	7.76	7.90
4,4' -DDT	7.00	7.00	6.99	7.00	6.93	7.07
Methoxychlor	7.59	7.59	7.58	7.59	7.52	7.66
Endrin ketone	8.16	8.16	8.15	8.16	8.09	8.23
Endrin Aldehyde	7.35	7.35	7.34	7.35	7.28	7.42
alpha-Chlordane	5.94	5.93	5.93	5.93	5.86	6.00
gamma-Chlordane	5.80	5.80	5.80	5.80	5.73	5.87
Decachlorobiphenyl	9.22	9.22	9.22	9.22	9.12	9.32
Tetrachloro-m-xylene	3.49	3.48	3.48	3.48	3.43	3.53

Retention time windows are ± 0.05 minutes for all compounds that elute
Retention time windows are ± 0.05 minutes for all compounds that elute
before Heptachlor epoxide, ± 0.07 minutes for all other compounds,
except ± 0.10 minutes for Decachlorobiphenyl.

FORM VI PEST

6D
PESTICIDE INITIAL CALIBRATION OF SINGLE COMPONENT ANALYTES

Lab Name: Phoenix Environmental Client: NETC

Lab Code: Phoenix Case No.: SAS No.: SDG No.: GCE67556

Instrument ID: ECD4

GC Col B: Rtx-440 ID: 0.32 (mm) Date(s) Analyzed: 11/19/19 11/19/19

Method File: PSN20BI

COMPOUND	RT OF STANDARDS			MEAN	RT WINDOW	
	LOW N19B026	MID N19B024	HIGH N19B022	RT	FROM	TO
alpha-BHC	4.63	4.62	4.62	4.62	4.57	4.67
beta-BHC	5.13	5.13	5.13	5.13	5.08	5.18
delta-BHC	5.39	5.39	5.39	5.39	5.34	5.44
gamma-BHC (Lindane)	4.92	4.91	4.91	4.91	4.87	4.97
Heptachlor	5.57	5.56	5.56	5.56	5.51	5.61
Aldrin	5.96	5.95	5.95	5.95	5.90	6.00
Heptachlor Epoxide	6.48	6.47	6.47	6.47	6.40	6.54
Endosulfan I	6.98	6.97	6.97	6.97	6.90	7.04
Dieldrin	7.35	7.34	7.34	7.34	7.27	7.41
4,4' -DDE	7.19	7.18	7.18	7.18	7.11	7.25
Endrin	7.64	7.63	7.63	7.63	7.56	7.70
Endosulfan II	7.92	7.92	7.91	7.92	7.85	7.99
4,4' -DDD	7.86	7.86	7.85	7.86	7.79	7.93
Endosulfan Sulfate	8.39	8.39	8.38	8.39	8.31	8.45
4,4' -DDT	8.26	8.25	8.25	8.25	8.18	8.32
Methoxychlor	8.86	8.86	8.86	8.86	8.79	8.93
Endrin ketone	8.95	8.95	8.94	8.95	8.88	9.02
Endrin Aldehyde	8.09	8.09	8.08	8.09	8.02	8.16
alpha-Chlordane	6.92	6.92	6.91	6.92	6.85	6.99
gamma-Chlordane	6.82	6.81	6.81	6.81	6.74	6.88
Decachlorobiphenyl	10.50	10.50	10.49	10.50	10.39	10.59
Tetrachloro-m-xylene	4.1	4.1	4.1	4.10	4.05	4.15

Retention time windows are ± 0.05 minutes for all compounds that elute
Retention time windows are ± 0.05 minutes for all compounds that elute
before Heptachlor epoxide, ± 0.07 minutes for all other compounds,
except ± 0.10 minutes for Decachlorobiphenyl.

FORM VI PEST

6E

PESTICIDE INITIAL CALIBRATION OF SINGLE COMPONENT ANALYTES (FACTORS)

Lab Name: Phoenix Environmental Client: NETC

Lab Code: Phoenix Case No.: SAS No.: SDG No.: GCE67556

Instr ID: ECD4 Levels: 8

GC Col A: ID: (mm) Analysis Dates: 11/19/19 - 11/19/19

Method File: PSN20AI

CALIBRATION FACTORS

COMPOUND	Level 1 N19A027	Level 2 N19A026	Level 3 N19A025	Level 4 N19A024	Level 5 N19A023	Level 6 N19A022	Level 7 N19A028	Level 8	MEAN	%RSD	*
alpha-BHC	2.203	2.014	1.965	1.926	1.925	1.889	1.848		1.967	5.91	
beta-BHC	0.849	0.742	0.700	0.749	0.641	0.616	1.026		0.761	18.41	
delta-BHC	2.263	2.150	2.009	1.816	1.840	1.808	1.876		1.966	9.17	
gamma-BHC (Lindane)	2.111	1.926	1.810	1.751	1.715	1.677	2.214		1.886	10.97	
Heptachlor	1.751	1.728	1.652	1.657	1.585	1.567	1.607		1.650	4.24	
Aldrin	1.968	1.853	1.815	1.692	1.740	1.710	1.673		1.779	5.98	
Heptachlor Epoxide	1.837	1.736	1.654	1.535	1.547	1.507	1.441		1.608	8.71	
Endosulfan I	1.691	1.594	1.628	1.420	1.508	1.506	1.573		1.560	5.75	
Dieldrin	1.642	1.561	1.534	1.438	1.515	1.462	1.428		1.512	5.04	
4,4' -DDE	1.435	1.348	1.328	1.256	1.283	1.269	1.270		1.313	4.85	
Endrin	1.485	1.405	1.374	1.284	1.336	1.306	1.545		1.391	6.87	
Endosulfan II	1.362	1.321	1.300	1.134	1.207	1.185	1.158		1.238	7.17	
4,4' -DDD	1.107	1.043	0.981	1.014	0.993	0.983	0.954		1.011	5.04	
Endosulfan Sulfate	1.026	0.976	0.993	1.040	0.953	0.914			0.984	4.74	
4,4' -DDT	1.216	1.147	1.165	1.102	1.120	1.101	1.123		1.139	3.61	
Methoxychlor	0.595	0.587	0.586	0.577	0.582	0.570			0.583	1.49	
Endrin ketone	1.423	1.275	1.295	1.281	1.226	1.204			1.284	5.96	
Endrin Aldehyde	0.881	0.906	0.893	0.945	0.862	0.846			0.889	3.93	
alpha-Chlordane	1.842	1.696	1.649	1.496	1.515	1.483			1.613	8.80	
gamma-Chlordane	1.812	1.706	1.650	1.527	1.524	1.491	1.630		1.620	7.11	
Decachlorobiphenyl	1.069	1.058	1.048	1.083	0.970	0.992			1.037	4.34	
Tetrachloro-m-xylene	1.396	1.311	1.302	1.314	1.198	1.176			1.283	6.37	

%RSD must be less than or equal 20.0% for all compounds. (*) Criteria exceeded.

FORM VI PEST

6E

PESTICIDE INITIAL CALIBRATION OF SINGLE COMPONENT ANALYTES (FACTORS)

Lab Name: Phoenix Environmental Client: NETC

Lab Code: Phoenix Case No.: SAS No.: SDG No.: GCE67556

Instr ID: ECD4 Levels: 8

GC Col B: ID: (mm) Analysis Dates: 11/19/19 - 11/19/19

Method File: PSN20BI

CALIBRATION FACTORS

COMPOUND	Level 1 N19B027	Level 2 N19B026	Level 3 N19B025	Level 4 N19B024	Level 5 N19B023	Level 6 N19B022	Level 7 N19B028	Level 8	MEAN	%RSD	*
alpha-BHC	3.302	2.926	2.547	1.960	2.203	2.030	2.739		2.530	19.62	
beta-BHC	0.805	0.755	0.688	0.693	0.603	0.570	0.762		0.696	12.33	
delta-BHC	2.183	2.073	1.957	1.872	1.816	1.737	2.560		2.028	13.77	
gamma-BHC (Lindane)	2.741	2.479	2.157	2.014	1.949	1.865			2.201	15.51	
Heptachlor	2.704	2.478	2.194	1.975	1.972	1.898	2.728		2.278	15.63	
Aldrin	2.534	2.319	2.095	1.862	1.866	1.803	2.247		2.104	13.13	
Heptachlor Epoxide	2.125	1.995	1.885	1.701	1.684	1.620			1.835	10.87	
Endosulfan I	2.043	2.015	1.875	1.614	1.670	1.643	1.965		1.832	10.14	
Dieldrin	1.878	1.819	1.741	1.583	1.602	1.602	1.606		1.690	7.19	
4,4' -DDE	1.592	1.522	1.503	1.372	1.423	1.407	1.339		1.451	6.23	
Endrin	1.722	1.629	1.508	1.386	1.401	1.334			1.497	10.20	
Endosulfan II	1.547	1.495	1.408	1.243	1.298	1.253			1.374	9.39	
4,4' -DDD	1.119	1.051	0.990	0.943	0.945	0.899	1.057		1.001	7.80	
Endosulfan Sulfate	1.118	1.086	1.035	1.030	0.949	0.917			1.023	7.54	
4,4' -DDT	1.227	1.156	1.164	1.046	1.068	1.041	1.076		1.111	6.41	
Methoxychlor	0.424	0.418	0.547	0.503	0.495	0.472			0.477	10.42	
Endrin ketone	1.290	1.211	1.234	1.194	1.136	1.092			1.193	5.90	
Endrin Aldehyde	0.942	0.885	0.821	0.813	0.795	0.764			0.837	7.80	
alpha-Chlordane	1.945	1.793	1.655	1.488	1.494	1.447			1.637	12.17	
gamma-Chlordane	2.264	2.015	1.826	1.646	1.649	1.597			1.833	14.31	
Decachlorobiphenyl	0.958	0.911	0.884	0.903	0.813	0.788			0.876	7.30	
Tetrachloro-m-xylene	1.585	1.405	1.283		1.186	1.143			1.320	13.56	

%RSD must be less than or equal 20.0% for all compounds. (*) Criteria exceeded.

FORM VI PEST

Turbochrom Method File : E:\TC2019\ECD4\11-NOV\PSN20AI.MTH
Created by : am on : 11/20/2019 08:00 AM
Edited by : cw on : 11/20/2019 08:02 AM
Description :

Number of Times Edited : 4
Number of Times Calibrated : 8486

Instrument Conditions :

Instrument Control Method:
Instrument name : AUTO4-DUAL_ECD

Channel Parameters:
Data will be collected from both channels

Channel A signal source: DetA		Channel B signal source: DetB	
Analog Output	: INT	Analog Output	: INT
Attenuation	: -3	Attenuation	: -4
Offset	: 5.0 mV	Offset	: 5.0 mV

Delay Time : 0.00 min.
Run Time : 16.39 min.
Sampling Rate : 1.5625 pts/s

Autosampler Method:

Injection Volume	: 1.0 µl	Pre-Sequence Washes	: 1
Injection Speed	: NORM	Sample Washes	: 2
Viscosity Delay	: 0	Sample Pumps	: 4
Waste Vial	: 1	Solvent A Washes	: 4

Carriers Parameters:
Carrier A control : Press - PSIG
Initial Setpoint : 0.0 Initial Hold : 0.00 min

Carrier B control : Flow - He
Initial Setpoint : 0.0 Initial Hold : 0.00 min

Auxiliary Pneumatic 1 :
Auxiliary Pneumatic 1 setpoint : 0
Auxiliary Pneumatic 2 :
Auxiliary Pneumatic 2 setpoint : 0
Auxiliary Pneumatic 3 :
Auxiliary Pneumatic 3 setpoint : 0
Auxiliary Pneumatic 4 :
Auxiliary Pneumatic 4 setpoint : 0

Valve configuration and settings:

Valve 1	: SPLIT OFF	Valve 2	: NONE
Valve 3	: NONE	Valve 4	: NONE
Valve 5	: NONE	Valve 6	: NONE

Detector Parameters:

Detector A : ECD		Detector B : ECD	
Range	: 1	Range	: 1
Time Constant	: 200	Time Constant	: 200

Autozero : OFF
Ref Gas Flow : 30.0 mL/m
MkUp Gas Flow : 0.0 mL/m

Autozero : OFF
Ref Gas Flow : 30.0 mL/m
MkUp Gas Flow : 0.0 mL/m

Heated Zones:

Injector A :
Injector A Setpoint : 250°
Injector B :
Injector B Setpoint : OFF
Detector A : 350°
Detector B : 350°
Auxiliary (NONE) : 0°

Oven Program:

Cryogenics : OFF
Initial Temp : 120°
Maximum Temp : 350°
Initial Hold : 1.20 min
Equilibration Time : 0.5 min
Ramp 1 : 27.8 °/min to 200°, hold for 0.00 min
Ramp 2 : 8.9 °/min to 230°, hold for 0.00 min
Ramp 3 : 18.2 °/min to 320°, hold for 4.00 min

Total Run Time : 16.39 min

Timed Events:

There are no timed events in the method

Real Time Plot Parameters :

Channel A -- Pages: 1 Offset: 0.000 mV Scale: 1000.000 mV
Channel B -- Pages: 1 Offset: 0.000 mV Scale: 1000.000 mV

Processing Parameters :

Bunch Factor : 1 points
Noise Threshold : 71 µV
Area Threshold : 357.00 µV

Peak Separation Criteria
Width Ratio : 0.200
Valley-to-Peak Ratio : 0.010

Exponential Skim Criteria
Peak Height Ratio : 5.000
Adjusted Height Ratio : 4.000
Valley Height Ratio : 3.000

Baseline Timed Events :

Event #1 - -P at 0.074
Event #2 - +P at 2.618
Event #3 - -P at 2.943
Event #4 - +P at 3.403
Event #5 - -P at 3.634
Event #6 - +P at 3.782
Event #7 - S at 3.830
Event #8 - S at 3.911
Event #9 - -P at 8.304

Event #10 - +P at 9.116
Event #11 - -P at 9.414

Annotated Replot Parameters :
No replot will be printed

Report Format files :
No report format files given

User Programs :
No user programs will be executed

Global Information :
Default Sample Volume : 1.000 ul
Quantitation Units :
Void Time : 0.000 min
Correct amounts during calibration : YES
Reject outliers during calibration : NO
An Internal Standard calibration will be used
Unknown peaks will be quantitated using a response factor of 1.000000e+06

Component Information :
Int Std
Component Type : Single Peak Component
Retention Time : 2.744 min Search Window: 1.00 s, 1.00 %
Reference Component:
Find peak closest to expected RT in window
Internal Standard :
Use Average Calibration Factor (Area ratio / Amount ratio)
User Values:
Label :
Value 1: 0.000000
Value 2: 0.000000
Value 3: 0.000000
Value 4: 0.000000
Value 5: 0.000000
Calibration Levels:

Level Name	Amount	Area	Height	ISTD Resp.	ISTD Amt.	# Replicates
1	100.0000	527541.77	190578.06	1.0000	1.0000	1
1A	100.0000	510220.66	193019.60	1.0000	1.0000	1
1G	100.0000	514304.25	198867.01	1.0000	1.0000	1
2	100.0000	533915.56	193795.81	1.0000	1.0000	1
3	100.0000	545813.32	207354.90	1.0000	1.0000	1
4	100.0000	532143.84	202196.31	1.0000	1.0000	1
5	100.0000	533412.09	191900.42	1.0000	1.0000	1
6	100.0000	528252.60	188272.72	1.0000	1.0000	1

Average Calibration Factor = 1.000000 (%RSD = 0.00)

% TCMX
Component Type : Single Peak Component
Retention Time : 3.481 min Search Window: 1.00 s, 1.00 %
Reference Component:
Find peak closest to expected RT in window
Internal Standard : Int Std
Use Average Calibration Factor (Area ratio / Amount ratio)
User Values:
Label :

Value 1: 0.000000
Value 2: 0.000000
Value 3: 0.000000
Value 4: 0.000000
Value 5: 0.000000

Calibration Levels:

Level Name	Amount	Area	Height	ISTD Resp.	ISTD Amt.	# Replicates
1	20.0000	147294.00	70775.53	0.2792	0.2000	1
2	40.0000	279905.27	134448.85	0.5243	0.4000	1
3	60.0000	426488.60	199550.92	0.7814	0.6000	1
4	80.0000	559178.02	259435.34	1.0508	0.8000	1
5	100.0000	639106.92	297937.87	1.1981	1.0000	1
6	120.0000	745739.79	341616.11	1.4117	1.2000	1

Average Calibration Factor = 1.282841 (%RSD = 6.37)

Hexachlorobenzene

Component Type : Single Peak Component
Retention Time : 3.866 min Search Window: 0.50 s, 0.50 %
Reference Component: % TCMX
Find peak closest to expected RT in window
Internal Standard : Int Std
Use Average Calibration Factor (Area ratio / Amount ratio)
User Values:
Label :
Value 1: 0.000000
Value 2: 0.000000
Value 3: 0.000000
Value 4: 0.000000
Value 5: 0.000000

Calibration Levels:

Level Name	Amount	Area	Height	ISTD Resp.	ISTD Amt.	# Replicates
1	5.0000	88558.17	42291.35	0.1679	0.0500	1
2	10.0000	164739.95	76512.59	0.3086	0.1000	1
3	25.0000	362193.88	173837.52	0.6636	0.2500	1
4	50.0000	557548.05	263011.83	1.0477	0.5000	1
5	75.0000	917452.62	429522.61	1.7200	0.7500	1
6	100.0000	1147347.47	533076.23	2.1720	1.0000	1

Average Calibration Factor = 2.609663 (%RSD = 19.86)

a-BHC

Component Type : Single Peak Component
Retention Time : 4.020 min Search Window: 0.50 s, 0.50 %
Reference Component: % TCMX
Find peak closest to expected RT in window
Internal Standard : Int Std
Use Average Calibration Factor (Area ratio / Amount ratio)
User Values:
Label :
Value 1: 0.000000
Value 2: 0.000000
Value 3: 0.000000
Value 4: 0.000000
Value 5: 0.000000

Calibration Levels:

Level Name	Amount	Area	Height	ISTD Resp.	ISTD Amt.	# Replicates
1a	2.0000	18862.29	10225.79	0.0370	0.0200	1
1	5.0000	58096.37	30245.82	0.1101	0.0500	1
2	10.0000	107512.00	57018.98	0.2014	0.1000	1
3	25.0000	268188.05	140461.06	0.4914	0.2500	1
4	50.0000	512486.84	270954.77	0.9631	0.5000	1

5	75.0000	770235.59	402023.77	1.4440	0.7500	1
6	100.0000	997927.31	516002.96	1.8891	1.0000	1

Average Calibration Factor = 1.967226 (%RSD = 5.91)

g-BHC

Component Type : Single Peak Component
Retention Time : 4.327 min Search Window: 0.50 s, 0.50 %
Reference Component: % TCMX
Find peak closest to expected RT in window
Internal Standard : Int Std
Use Average Calibration Factor (Area ratio / Amount ratio)
User Values:
Label :
Value 1: 0.000000
Value 2: 0.000000
Value 3: 0.000000
Value 4: 0.000000
Value 5: 0.000000
Calibration Levels:

Level Name	Amount	Area	Height	ISTD Resp.	ISTD Amt.	# Replicates
1a	2.0000	22594.44	11252.46	0.0443	0.0200	1
1	5.0000	55669.17	28634.31	0.1055	0.0500	1
2	10.0000	102856.08	54070.23	0.1926	0.1000	1
3	25.0000	246959.49	132903.36	0.4525	0.2500	1
4	50.0000	465818.70	247168.70	0.8754	0.5000	1
5	75.0000	685924.91	360631.75	1.2859	0.7500	1
6	100.0000	885659.51	458390.28	1.6766	1.0000	1

Average Calibration Factor = 1.886122 (%RSD = 10.97)

b-BHC

Component Type : Single Peak Component
Retention Time : 4.409 min Search Window: 0.50 s, 0.50 %
Reference Component: % TCMX
Find peak closest to expected RT in window
Internal Standard : Int Std
Use Average Calibration Factor (Area ratio / Amount ratio)
User Values:
Label :
Value 1: 0.000000
Value 2: 0.000000
Value 3: 0.000000
Value 4: 0.000000
Value 5: 0.000000
Calibration Levels:

Level Name	Amount	Area	Height	ISTD Resp.	ISTD Amt.	# Replicates
1a	2.0000	10472.48	4756.26	0.0205	0.0200	1
1	5.0000	22406.40	10979.30	0.0425	0.0500	1
2	10.0000	39619.71	20776.24	0.0742	0.1000	1
3	25.0000	95547.22	49563.46	0.1751	0.2500	1
4	50.0000	199196.64	101992.65	0.3743	0.5000	1
5	75.0000	256588.73	129216.15	0.4810	0.7500	1
6	100.0000	325475.30	163887.16	0.6161	1.0000	1

Average Calibration Factor = 0.760597 (%RSD = 18.41)

Heptachlor

Component Type : Single Peak Component
Retention Time : 4.582 min Search Window: 0.50 s, 0.50 %
Reference Component: % TCMX
Find peak closest to expected RT in window

Internal Standard : Int Std
Use Average Calibration Factor (Area ratio / Amount ratio)
User Values:
Label :
Value 1: 0.000000
Value 2: 0.000000
Value 3: 0.000000
Value 4: 0.000000
Value 5: 0.000000
Calibration Levels:

Level Name	Amount	Area	Height	ISTD Resp.	ISTD Amt.	# Replicates
1A	2.0000	16403.51	8564.37	0.0321	0.0200	1
1	5.0000	46190.15	24695.82	0.0876	0.0500	1
2	10.0000	92286.31	46254.59	0.1728	0.1000	1
3	25.0000	225388.68	117034.39	0.4129	0.2500	1
4	50.0000	440809.88	227728.19	0.8284	0.5000	1
5	75.0000	634141.32	331107.63	1.1888	0.7500	1
6	100.0000	827769.52	422068.93	1.5670	1.0000	1

Average Calibration Factor = 1.649676 (%RSD = 4.24)

d-BHC
Component Type : Single Peak Component
Retention Time : 4.787 min Search Window: 0.50 s, 0.50 %
Reference Component: % TCMX
Find peak closest to expected RT in window
Internal Standard : Int Std
Use Average Calibration Factor (Area ratio / Amount ratio)
User Values:
Label :
Value 1: 0.000000
Value 2: 0.000000
Value 3: 0.000000
Value 4: 0.000000
Value 5: 0.000000
Calibration Levels:

Level Name	Amount	Area	Height	ISTD Resp.	ISTD Amt.	# Replicates
1a	2.0000	19148.34	10739.83	0.0375	0.0200	1
1	5.0000	59689.38	32035.84	0.1131	0.0500	1
2	10.0000	114783.17	61250.60	0.2150	0.1000	1
3	25.0000	274094.48	145333.81	0.5022	0.2500	1
4	50.0000	483296.25	259452.20	0.9082	0.5000	1
5	75.0000	736073.58	395025.32	1.3799	0.7500	1
6	100.0000	954949.60	500900.12	1.8078	1.0000	1

Average Calibration Factor = 1.966003 (%RSD = 9.17)

Aldrin
Component Type : Single Peak Component
Retention Time : 5.074 min Search Window: 0.50 s, 0.50 %
Reference Component: % TCMX
Find peak closest to expected RT in window
Internal Standard : Int Std
Use Average Calibration Factor (Area ratio / Amount ratio)
User Values:
Label :
Value 1: 0.000000
Value 2: 0.000000
Value 3: 0.000000
Value 4: 0.000000
Value 5: 0.000000

Calibration Levels:

Level Name	Amount	Area	Height	ISTD Resp.	ISTD Amt.	# Replicates
1a	2.0000	17070.98	9385.24	0.0335	0.0200	1
1	5.0000	51911.52	27901.92	0.0984	0.0500	1
2	10.0000	98953.04	53717.57	0.1853	0.1000	1
3	25.0000	247730.40	131878.93	0.4539	0.2500	1
4	50.0000	450073.10	235892.50	0.8458	0.5000	1
5	75.0000	695957.42	367636.84	1.3047	0.7500	1
6	100.0000	903377.08	475050.45	1.7101	1.0000	1

Average Calibration Factor = 1.778729 (%RSD = 5.98)

Heptachlor epoxide

Component Type : Single Peak Component

Retention Time : 5.663 min Search Window: 0.50 s, 0.50 %

Reference Component:

Find peak closest to expected RT in window

Internal Standard : Int Std

Use Average Calibration Factor (Area ratio / Amount ratio)

User Values:

Label :

Value 1: 0.000000

Value 2: 0.000000

Value 3: 0.000000

Value 4: 0.000000

Value 5: 0.000000

Calibration Levels:

Level Name	Amount	Area	Height	ISTD Resp.	ISTD Amt.	# Replicates
1A	2.0000	14709.01	8144.56	0.0288	0.0200	1
1	5.0000	48449.28	24553.72	0.0918	0.0500	1
2	10.0000	92677.84	45710.72	0.1736	0.1000	1
3	25.0000	225733.97	112585.01	0.4136	0.2500	1
4	50.0000	408508.70	202368.16	0.7677	0.5000	1
5	75.0000	618833.10	303072.55	1.1601	0.7500	1
6	100.0000	796172.99	392457.37	1.5072	1.0000	1

Average Calibration Factor = 1.608244 (%RSD = 8.71)

g-Chlordane

Component Type : Single Peak Component

Retention Time : 5.798 min Search Window: 0.50 s, 0.50 %

Reference Component: Heptachlor epoxide

Find peak closest to expected RT in window

Internal Standard : Int Std

Use Average Calibration Factor (Area ratio / Amount ratio)

User Values:

Label :

Value 1: 0.000000

Value 2: 0.000000

Value 3: 0.000000

Value 4: 0.000000

Value 5: 0.000000

Calibration Levels:

Level Name	Amount	Area	Height	ISTD Resp.	ISTD Amt.	# Replicates
1A	2.0000	16634.19	7687.08	0.0326	0.0200	1
1	5.0000	47795.59	23030.59	0.0906	0.0500	1
2	10.0000	91107.52	43830.69	0.1706	0.1000	1
3	25.0000	225114.58	104676.26	0.4124	0.2500	1
4	50.0000	406391.27	194085.98	0.7637	0.5000	1
5	75.0000	609749.67	293138.40	1.1431	0.7500	1
6	100.0000	787838.86	378915.35	1.4914	1.0000	1

Average Calibration Factor = 1.620271 (%RSD = 7.10)

A-CHLORDANE

Component Type : Single Peak Component
Retention Time : 5.931 min Search Window: 0.40 s, 0.30 %
Reference Component: Heptachlor epoxide
Find peak closest to expected RT in window
Internal Standard : Int Std
Use Average Calibration Factor (Area ratio / Amount ratio)
User Values:
Label :
Value 1: 0.000000
Value 2: 0.000000
Value 3: 0.000000
Value 4: 0.000000
Value 5: 0.000000
Calibration Levels:

Level Name	Amount	Area	Height	ISTD Resp.	ISTD Amt.	# Replicates
1	5.0000	48583.67	23263.78	0.0921	0.0500	1
2	10.0000	90543.22	43341.73	0.1696	0.1000	1
3	25.0000	225016.87	106587.60	0.4123	0.2500	1
4	50.0000	398054.46	196672.41	0.7480	0.5000	1
5	75.0000	606203.75	292026.55	1.1365	0.7500	1
6	100.0000	783170.93	379288.22	1.4826	1.0000	1

Average Calibration Factor = 1.613443 (%RSD = 8.80)

DDT Breakdown

Component Type : Named Group
Group Members:
4,4'-DDE
4,4'-DDD
4,4'-DDT

Internal Standard : Int Std
Quantitation will be done using response factor = 1.000000e+06

4,4'-DDE

Component Type : Single Peak Component
Retention Time : 6.013 min Search Window: 0.50 s, 0.50 %
Reference Component: Heptachlor epoxide
Find largest peak in window
Internal Standard : Int Std
Use Average Calibration Factor (Area ratio / Amount ratio)
User Values:
Label :
Value 1: 0.000000
Value 2: 0.000000
Value 3: 0.000000
Value 4: 0.000000
Value 5: 0.000000
Calibration Levels:

Level Name	Amount	Area	Height	ISTD Resp.	ISTD Amt.	# Replicates
1a	2.0000	12958.47	6598.92	0.0254	0.0200	1
1	5.0000	37858.05	19854.32	0.0718	0.0500	1
2	10.0000	71964.42	37667.68	0.1348	0.1000	1
3	25.0000	181207.28	95812.23	0.3320	0.2500	1
4	50.0000	334165.34	173438.97	0.6280	0.5000	1
5	75.0000	513193.03	270243.53	0.9621	0.7500	1
6	100.0000	670379.21	352337.81	1.2691	1.0000	1

Endosulfan I
Component Type : Single Peak Component
Retention Time : 6.079 min Search Window: 0.30 s, 0.30 %
Reference Component: Heptachlor epoxide
Find peak closest to expected RT in window
Internal Standard : Int Std
Use Average Calibration Factor (Area ratio / Amount ratio)
User Values:
Label :
Value 1: 0.000000
Value 2: 0.000000
Value 3: 0.000000
Value 4: 0.000000
Value 5: 0.000000
Calibration Levels:

Level Name	Amount	Area	Height	ISTD Resp.	ISTD Amt.	# Replicates
1A	2.0000	16054.66	7371.04	0.0315	0.0200	1
1	5.0000	44605.79	20757.22	0.0846	0.0500	1
2	10.0000	85132.66	39681.53	0.1594	0.1000	1
3	25.0000	222182.37	96084.36	0.4071	0.2500	1
4	50.0000	377940.48	172483.88	0.7102	0.5000	1
5	75.0000	603339.70	269496.44	1.1311	0.7500	1
6	100.0000	795609.30	350933.08	1.5061	1.0000	1

Average Calibration Factor = 1.560262 (%RSD = 5.75)

Dieldrin
Component Type : Single Peak Component
Retention Time : 6.337 min Search Window: 0.50 s, 0.50 %
Reference Component: Heptachlor epoxide
Find largest peak in window
Internal Standard : Int Std
Use Average Calibration Factor (Area ratio / Amount ratio)
User Values:
Label :
Value 1: 0.000000
Value 2: 0.000000
Value 3: 0.000000
Value 4: 0.000000
Value 5: 0.000000
Calibration Levels:

Level Name	Amount	Area	Height	ISTD Resp.	ISTD Amt.	# Replicates
1a	2.0000	14571.97	7136.34	0.0286	0.0200	1
1	5.0000	43307.86	21093.69	0.0821	0.0500	1
2	10.0000	83351.35	40263.61	0.1561	0.1000	1
3	25.0000	209325.23	99730.77	0.3835	0.2500	1
4	50.0000	382725.33	186895.31	0.7192	0.5000	1
5	75.0000	606281.04	286858.64	1.1366	0.7500	1
6	100.0000	772153.35	367079.82	1.4617	1.0000	1

Average Calibration Factor = 1.511525 (%RSD = 5.04)

Endrin
Component Type : Single Peak Component
Retention Time : 6.598 min Search Window: 0.50 s, 0.50 %
Reference Component:
Find peak closest to expected RT in window
Internal Standard : Int Std
Use Average Calibration Factor (Area ratio / Amount ratio)
User Values:
Label :

Value 1: 0.000000
Value 2: 0.000000
Value 3: 0.000000
Value 4: 0.000000
Value 5: 0.000000

Calibration Levels:

Level Name	Amount	Area	Height	ISTD Resp.	ISTD Amt.	# Replicates
1A	2.0000	15764.50	6740.47	0.0309	0.0200	1
1	5.0000	39174.46	19137.40	0.0743	0.0500	1
2	10.0000	75040.68	37187.87	0.1405	0.1000	1
3	25.0000	187468.46	91778.33	0.3435	0.2500	1
4	50.0000	341619.37	170076.95	0.6420	0.5000	1
5	75.0000	534622.78	262484.62	1.0023	0.7500	1
6	100.0000	689678.84	337740.29	1.3056	1.0000	1

Average Calibration Factor = 1.390752 (%RSD = 6.87)

4,4'-DDD

Component Type : Single Peak Component
Retention Time : 6.666 min Search Window: 0.50 s, 0.50 %
Reference Component: Endrin
Find peak closest to expected RT in window
Internal Standard : Int Std
Use Average Calibration Factor (Area ratio / Amount ratio)
User Values:
Label :
Value 1: 0.000000
Value 2: 0.000000
Value 3: 0.000000
Value 4: 0.000000
Value 5: 0.000000

Calibration Levels:

Level Name	Amount	Area	Height	ISTD Resp.	ISTD Amt.	# Replicates
1A	2.0000	9736.26	4881.74	0.0191	0.0200	1
1	5.0000	29205.91	14337.17	0.0554	0.0500	1
2	10.0000	55706.34	27593.18	0.1043	0.1000	1
3	25.0000	133822.88	68765.51	0.2452	0.2500	1
4	50.0000	269845.32	130994.70	0.5071	0.5000	1
5	75.0000	397333.44	198135.42	0.7449	0.7500	1
6	100.0000	519519.75	257653.89	0.9835	1.0000	1

Average Calibration Factor = 1.010898 (%RSD = 5.04)

Endosulfan II

Component Type : Single Peak Component
Retention Time : 6.867 min Search Window: 0.50 s, 0.50 %
Reference Component: Endrin
Find largest peak in window
Internal Standard : Int Std
Use Average Calibration Factor (Area ratio / Amount ratio)
User Values:
Label :
Value 1: 0.000000
Value 2: 0.000000
Value 3: 0.000000
Value 4: 0.000000
Value 5: 0.000000

Calibration Levels:

Level Name	Amount	Area	Height	ISTD Resp.	ISTD Amt.	# Replicates
1A	2.0000	11818.85	5631.93	0.0232	0.0200	1
1	5.0000	35988.04	17126.83	0.0681	0.0500	1
2	10.0000	70530.00	34609.13	0.1321	0.1000	1

3	25.0000	177402.07	85101.08	0.3250	0.2500	1
4	50.0000	301602.67	144291.49	0.5668	0.5000	1
5	75.0000	482878.77	235318.27	0.9053	0.7500	1
6	100.0000	625728.16	301869.28	1.1845	1.0000	1

Average Calibration Factor = 1.238067 (%RSD = 7.17)

4,4'-DDT

Component Type : Single Peak Component
Retention Time : 6.996 min Search Window: 0.50 s, 0.50 %
Reference Component: Endrin
Find largest peak in window
Internal Standard : Int Std
Use Average Calibration Factor (Area ratio / Amount ratio)
User Values:
Label :
Value 1: 0.000000
Value 2: 0.000000
Value 3: 0.000000
Value 4: 0.000000
Value 5: 0.000000
Calibration Levels:

Level Name	Amount	Area	Height	ISTD Resp.	ISTD Amt.	# Replicates
1a	2.0000	11463.57	6030.76	0.0225	0.0200	1
1	5.0000	32078.90	16703.10	0.0608	0.0500	1
2	10.0000	61251.95	31887.23	0.1147	0.1000	1
3	25.0000	158971.21	80886.00	0.2913	0.2500	1
4	50.0000	293127.78	148134.46	0.5508	0.5000	1
5	75.0000	447876.18	227178.72	0.8396	0.7500	1
6	100.0000	581750.53	294331.72	1.1013	1.0000	1

Average Calibration Factor = 1.139184 (%RSD = 3.61)

Endrin aldehyde

Component Type : Single Peak Component
Retention Time : 7.346 min Search Window: 0.50 s, 0.50 %
Reference Component: Endrin
Find largest peak in window
Internal Standard : Int Std
Use Average Calibration Factor (Area ratio / Amount ratio)
User Values:
Label :
Value 1: 0.000000
Value 2: 0.000000
Value 3: 0.000000
Value 4: 0.000000
Value 5: 0.000000
Calibration Levels:

Level Name	Amount	Area	Height	ISTD Resp.	ISTD Amt.	# Replicates
1	5.0000	23228.71	12111.99	0.0440	0.0500	1
2	10.0000	48373.85	24079.87	0.0906	0.1000	1
3	25.0000	121877.03	58759.99	0.2233	0.2500	1
4	50.0000	251509.40	118809.32	0.4726	0.5000	1
5	75.0000	344891.98	161447.03	0.6466	0.7500	1
6	100.0000	447028.52	206811.71	0.8462	1.0000	1

Average Calibration Factor = 0.888908 (%RSD = 3.93)

Methoxychlor

Component Type : Single Peak Component
Retention Time : 7.587 min Search Window: 0.30 s, 0.30 %
Reference Component: Endrin

Find largest peak in window
Internal Standard : Int Std
Use Average Calibration Factor (Area ratio / Amount ratio)
User Values:
Label :
Value 1: 0.000000
Value 2: 0.000000
Value 3: 0.000000
Value 4: 0.000000
Value 5: 0.000000
Calibration Levels:

Level Name	Amount	Area	Height	ISTD Resp.	ISTD Amt.	# Replicates
1	5.0000	15702.78	8580.44	0.0298	0.0500	1
2	10.0000	31361.67	17197.30	0.0587	0.1000	1
3	25.0000	79969.16	43196.74	0.1465	0.2500	1
4	50.0000	153621.26	80946.40	0.2887	0.5000	1
5	75.0000	232856.19	119317.71	0.4365	0.7500	1
6	100.0000	301249.17	151624.96	0.5703	1.0000	1

Average Calibration Factor = 0.583077 (%RSD = 1.49)

Mirex
Component Type : Single Peak Component
Retention Time : 7.765 min Search Window: 0.30 s, 0.30 %
Reference Component: Endrin
Find peak closest to expected RT in window
Internal Standard : Int Std
Use Average Calibration Factor (Area ratio / Amount ratio)
User Values:
Label :
Value 1: 0.000000
Value 2: 0.000000
Value 3: 0.000000
Value 4: 0.000000
Value 5: 0.000000
Calibration Levels:

Level Name	Amount	Area	Height	ISTD Resp.	ISTD Amt.	# Replicates
1	5.0000	35666.15	18049.90	0.0676	0.0500	1
2	10.0000	69296.92	34643.35	0.1298	0.1000	1
3	25.0000	166357.12	82216.02	0.3048	0.2500	1
4	50.0000	310514.88	153050.98	0.5835	0.5000	1
5	75.0000	431478.62	212411.59	0.8089	0.7500	1
6	100.0000	549277.90	267877.21	1.0398	1.0000	1

Average Calibration Factor = 1.192431 (%RSD = 10.22)

Endosulfan sulfate
Component Type : Single Peak Component
Retention Time : 7.835 min Search Window: 0.30 s, 0.30 %
Reference Component: Endrin
Find peak closest to expected RT in window
Internal Standard : Int Std
Use Average Calibration Factor (Area ratio / Amount ratio)
User Values:
Label :
Value 1: 0.000000
Value 2: 0.000000
Value 3: 0.000000
Value 4: 0.000000
Value 5: 0.000000

Calibration Levels:

Level Name	Amount	Area	Height	ISTD Resp.	ISTD Amt.	# Replicates
1	5.0000	27049.88	14317.19	0.0513	0.0500	1
2	10.0000	52086.29	27355.19	0.0976	0.1000	1
3	25.0000	135549.38	67559.72	0.2483	0.2500	1
4	50.0000	276781.39	136773.67	0.5201	0.5000	1
5	75.0000	381280.82	185589.67	0.7148	0.7500	1
6	100.0000	482974.51	237875.63	0.9143	1.0000	1

Average Calibration Factor = 0.983672 (%RSD = 4.74)

Endrin Ketone

Component Type : Single Peak Component
Retention Time : 8.157 min Search Window: 0.30 s, 0.30 %
Reference Component: Endrin
Find largest peak in window
Internal Standard : Int Std
Use Average Calibration Factor (Area ratio / Amount ratio)
User Values:
Label :
Value 1: 0.000000
Value 2: 0.000000
Value 3: 0.000000
Value 4: 0.000000
Value 5: 0.000000

Calibration Levels:

Level Name	Amount	Area	Height	ISTD Resp.	ISTD Amt.	# Replicates
1	5.0000	37526.08	19697.48	0.0711	0.0500	1
2	10.0000	68099.50	35742.12	0.1275	0.1000	1
3	25.0000	176687.27	89133.76	0.3237	0.2500	1
4	50.0000	340795.14	171107.01	0.6404	0.5000	1
5	75.0000	490370.26	241677.44	0.9193	0.7500	1
6	100.0000	635886.42	312978.57	1.2038	1.0000	1

Average Calibration Factor = 1.283890 (%RSD = 5.96)

Endrin Breakdown

Component Type : Named Group
Group Members:
Endrin
Endrin aldehyde
Endrin Ketone

Internal Standard : Int Std
Quantitation will be done using response factor = 1.000000e+06

% DCBP

Component Type : Single Peak Component
Retention Time : 9.220 min Search Window: 1.00 s, 1.00 %
Reference Component: Endrin
Find largest peak in window
Internal Standard : Int Std
Use Average Calibration Factor (Area ratio / Amount ratio)
User Values:
Label :
Value 1: 0.000000
Value 2: 0.000000
Value 3: 0.000000
Value 4: 0.000000
Value 5: 0.000000

Calibration Levels:

Level Name	Amount	Area	Height	ISTD Resp.	ISTD Amt.	# Replicates
1	20.0000	112748.07	61287.53	0.2137	0.2000	1
2	40.0000	225858.57	120030.61	0.4230	0.4000	1
3	60.0000	343150.60	178862.37	0.6287	0.6000	1
4	80.0000	461022.31	239327.49	0.8663	0.8000	1
5	100.0000	517536.27	267800.11	0.9702	1.0000	1
6	120.0000	628849.16	311848.84	1.1904	1.2000	1

Average Calibration Factor = 1.036534 (%RSD = 4.34)

Calibration Replicate Lists:

Component: Int Std

Level : 1

Area	Height	Vol Adj Amt	ISTD Response	ISTD Amount	Date/Time	File
527541.77	190578.06	100.0000	1.0000	1.0000	11/20/2019 08:01 AM	GEDIT.RS

Level : 1A

Area	Height	Vol Adj Amt	ISTD Response	ISTD Amount	Date/Time	File
510220.66	193019.60	100.0000	1.0000	1.0000	11/20/2019 08:01 AM	GEDIT.RS

Level : 1G

Area	Height	Vol Adj Amt	ISTD Response	ISTD Amount	Date/Time	File
514304.25	198867.01	100.0000	1.0000	1.0000	11/20/2019 08:01 AM	GEDIT.RS

Level : 2

Area	Height	Vol Adj Amt	ISTD Response	ISTD Amount	Date/Time	File
533915.56	193795.81	100.0000	1.0000	1.0000	11/20/2019 08:01 AM	GEDIT.RS

Level : 3

Area	Height	Vol Adj Amt	ISTD Response	ISTD Amount	Date/Time	File
545813.32	207354.90	100.0000	1.0000	1.0000	11/20/2019 08:01 AM	GEDIT.RS

Level : 4

Area	Height	Vol Adj Amt	ISTD Response	ISTD Amount	Date/Time	File
532143.84	202196.31	100.0000	1.0000	1.0000	11/20/2019 08:01 AM	GEDIT.RS

Level : 5

Area	Height	Vol Adj Amt	ISTD Response	ISTD Amount	Date/Time	File
533412.09	191900.42	100.0000	1.0000	1.0000	11/20/2019 08:00 AM	GEDIT.RS

Level : 6

Area	Height	Vol Adj Amt	ISTD Response	ISTD Amount	Date/Time	File
528252.60	188272.72	100.0000	1.0000	1.0000	11/20/2019 08:00 AM	GEDIT.RS

Component: % TCMX

Level : 1

Area	Height	Vol Adj Amt	ISTD Response	ISTD Amount	Date/Time	File

147294.00	70775.53	20.0000	0.2792	0.2000	11/20/2019 08:01 AM	GEDIT.RS

Level : 2

Area	Height	Vol Adj Amt	ISTD Response	ISTD Amount	Date/Time	File
279905.27	134448.85	40.0000	0.5243	0.4000	11/20/2019 08:01 AM	GEDIT.RS

Level : 3

Area	Height	Vol Adj Amt	ISTD Response	ISTD Amount	Date/Time	File
426488.60	199550.92	60.0000	0.7814	0.6000	11/20/2019 08:01 AM	GEDIT.RS

Level : 4

Area	Height	Vol Adj Amt	ISTD Response	ISTD Amount	Date/Time	File
559178.02	259435.34	80.0000	1.0508	0.8000	11/20/2019 08:01 AM	GEDIT.RS

Level : 5

Area	Height	Vol Adj Amt	ISTD Response	ISTD Amount	Date/Time	File
639106.92	297937.87	100.0000	1.1981	1.0000	11/20/2019 08:00 AM	GEDIT.RS

Level : 6

Area	Height	Vol Adj Amt	ISTD Response	ISTD Amount	Date/Time	File
745739.79	341616.11	120.0000	1.4117	1.2000	11/20/2019 08:00 AM	GEDIT.RS

Component: Hexachlorobenzene

Level : 1

Area	Height	Vol Adj Amt	ISTD Response	ISTD Amount	Date/Time	File
88558.17	42291.35	5.0000	0.1679	0.0500	11/20/2019 08:01 AM	GEDIT.RS

Level : 2

Area	Height	Vol Adj Amt	ISTD Response	ISTD Amount	Date/Time	File
164739.95	76512.59	10.0000	0.3086	0.1000	11/20/2019 08:01 AM	GEDIT.RS

Level : 3

Area	Height	Vol Adj Amt	ISTD Response	ISTD Amount	Date/Time	File
362193.88	173837.52	25.0000	0.6636	0.2500	11/20/2019 08:01 AM	GEDIT.RS

Level : 4

Area	Height	Vol Adj Amt	ISTD Response	ISTD Amount	Date/Time	File
557548.05	263011.83	50.0000	1.0477	0.5000	11/20/2019 08:01 AM	GEDIT.RS

Level : 5

Area	Height	Vol Adj Amt	ISTD Response	ISTD Amount	Date/Time	File
917452.62	429522.61	75.0000	1.7200	0.7500	11/20/2019 08:00 AM	GEDIT.RS

Level : 6

Area	Height	Vol Adj Amt	ISTD Response	ISTD Amount	Date/Time	File

1147347.47	533076.23	100.0000	2.1720	1.0000	11/20/2019 08:00 AM	GEDIT.RS

Component: a-BHC

Level : 1a

Area	Height	Vol Adj Amt	ISTD Response	ISTD Amount	Date/Time	File
18862.29	10225.79	2.0000	0.0370	0.0200	11/20/2019 08:01 AM	GEDIT.RS

Level : 1

Area	Height	Vol Adj Amt	ISTD Response	ISTD Amount	Date/Time	File
58096.37	30245.82	5.0000	0.1101	0.0500	11/20/2019 08:01 AM	GEDIT.RS

Level : 2

Area	Height	Vol Adj Amt	ISTD Response	ISTD Amount	Date/Time	File
107512.00	57018.98	10.0000	0.2014	0.1000	11/20/2019 08:01 AM	GEDIT.RS

Level : 3

Area	Height	Vol Adj Amt	ISTD Response	ISTD Amount	Date/Time	File
268188.05	140461.06	25.0000	0.4914	0.2500	11/20/2019 08:01 AM	GEDIT.RS

Level : 4

Area	Height	Vol Adj Amt	ISTD Response	ISTD Amount	Date/Time	File
512486.84	270954.77	50.0000	0.9631	0.5000	11/20/2019 08:01 AM	GEDIT.RS

Level : 5

Area	Height	Vol Adj Amt	ISTD Response	ISTD Amount	Date/Time	File
770235.59	402023.77	75.0000	1.4440	0.7500	11/20/2019 08:00 AM	GEDIT.RS

Level : 6

Area	Height	Vol Adj Amt	ISTD Response	ISTD Amount	Date/Time	File
997927.31	516002.96	100.0000	1.8891	1.0000	11/20/2019 08:00 AM	GEDIT.RS

Component: g-BHC

Level : 1a

Area	Height	Vol Adj Amt	ISTD Response	ISTD Amount	Date/Time	File
22594.44	11252.46	2.0000	0.0443	0.0200	11/20/2019 08:01 AM	GEDIT.RS

Level : 1

Area	Height	Vol Adj Amt	ISTD Response	ISTD Amount	Date/Time	File
55669.17	28634.31	5.0000	0.1055	0.0500	11/20/2019 08:01 AM	GEDIT.RS

Level : 2

Area	Height	Vol Adj Amt	ISTD Response	ISTD Amount	Date/Time	File
102856.08	54070.23	10.0000	0.1926	0.1000	11/20/2019 08:01 AM	GEDIT.RS

Level : 3

Area	Height	Vol Adj Amt	ISTD Response	ISTD Amount	Date/Time	File
246959.49	132903.36	25.0000	0.4525	0.2500	11/20/2019 08:01 AM	GEDIT.RS

Level : 4

Area	Height	Vol Adj Amt	ISTD Response	ISTD Amount	Date/Time	File
465818.70	247168.70	50.0000	0.8754	0.5000	11/20/2019 08:01 AM	GEDIT.RS

Level : 5

Area	Height	Vol Adj Amt	ISTD Response	ISTD Amount	Date/Time	File
685924.91	360631.75	75.0000	1.2859	0.7500	11/20/2019 08:00 AM	GEDIT.RS

Level : 6

Area	Height	Vol Adj Amt	ISTD Response	ISTD Amount	Date/Time	File
885659.51	458390.28	100.0000	1.6766	1.0000	11/20/2019 08:00 AM	GEDIT.RS

Component: b-BHC

Level : 1a

Area	Height	Vol Adj Amt	ISTD Response	ISTD Amount	Date/Time	File
10472.48	4756.26	2.0000	0.0205	0.0200	11/20/2019 08:01 AM	GEDIT.RS

Level : 1

Area	Height	Vol Adj Amt	ISTD Response	ISTD Amount	Date/Time	File
22406.40	10979.30	5.0000	0.0425	0.0500	11/20/2019 08:01 AM	GEDIT.RS

Level : 2

Area	Height	Vol Adj Amt	ISTD Response	ISTD Amount	Date/Time	File
39619.71	20776.24	10.0000	0.0742	0.1000	11/20/2019 08:01 AM	GEDIT.RS

Level : 3

Area	Height	Vol Adj Amt	ISTD Response	ISTD Amount	Date/Time	File
95547.22	49563.46	25.0000	0.1751	0.2500	11/20/2019 08:01 AM	GEDIT.RS

Level : 4

Area	Height	Vol Adj Amt	ISTD Response	ISTD Amount	Date/Time	File
199196.64	101992.65	50.0000	0.3743	0.5000	11/20/2019 08:01 AM	GEDIT.RS

Level : 5

Area	Height	Vol Adj Amt	ISTD Response	ISTD Amount	Date/Time	File
256588.73	129216.15	75.0000	0.4810	0.7500	11/20/2019 08:00 AM	GEDIT.RS

Level : 6

Area	Height	Vol Adj Amt	ISTD Response	ISTD Amount	Date/Time	File
325475.30	163887.16	100.0000	0.6161	1.0000	11/20/2019 08:00 AM	GEDIT.RS

Component: Heptachlor

Level : 1A

Area	Height	Vol Adj Amt	ISTD Response	ISTD Amount	Date/Time	File
16403.51	8564.37	2.0000	0.0321	0.0200	11/20/2019 08:01 AM	GEDIT.RS

Level : 1

Area	Height	Vol Adj Amt	ISTD Response	ISTD Amount	Date/Time	File
46190.15	24695.82	5.0000	0.0876	0.0500	11/20/2019 08:01 AM	GEDIT.RS

Level : 2

Area	Height	Vol Adj Amt	ISTD Response	ISTD Amount	Date/Time	File
92286.31	46254.59	10.0000	0.1728	0.1000	11/20/2019 08:01 AM	GEDIT.RS

Level : 3

Area	Height	Vol Adj Amt	ISTD Response	ISTD Amount	Date/Time	File
225388.68	117034.39	25.0000	0.4129	0.2500	11/20/2019 08:01 AM	GEDIT.RS

Level : 4

Area	Height	Vol Adj Amt	ISTD Response	ISTD Amount	Date/Time	File
440809.88	227728.19	50.0000	0.8284	0.5000	11/20/2019 08:01 AM	GEDIT.RS

Level : 5

Area	Height	Vol Adj Amt	ISTD Response	ISTD Amount	Date/Time	File
634141.32	331107.63	75.0000	1.1888	0.7500	11/20/2019 08:00 AM	GEDIT.RS

Level : 6

Area	Height	Vol Adj Amt	ISTD Response	ISTD Amount	Date/Time	File
827769.52	422068.93	100.0000	1.5670	1.0000	11/20/2019 08:00 AM	GEDIT.RS

Component: d-BHC

Level : 1a

Area	Height	Vol Adj Amt	ISTD Response	ISTD Amount	Date/Time	File
19148.34	10739.83	2.0000	0.0375	0.0200	11/20/2019 08:01 AM	GEDIT.RS

Level : 1

Area	Height	Vol Adj Amt	ISTD Response	ISTD Amount	Date/Time	File
59689.38	32035.84	5.0000	0.1131	0.0500	11/20/2019 08:01 AM	GEDIT.RS

Level : 2

Area	Height	Vol Adj Amt	ISTD Response	ISTD Amount	Date/Time	File
114783.17	61250.60	10.0000	0.2150	0.1000	11/20/2019 08:01 AM	GEDIT.RS

Level : 3

Area	Height	Vol Adj Amt	ISTD Response	ISTD Amount	Date/Time	File
274094.48	145333.81	25.0000	0.5022	0.2500	11/20/2019 08:01 AM	GEDIT.RS

Level : 4

Area	Height	Vol Adj Amt	ISTD Response	ISTD Amount	Date/Time	File
483296.25	259452.20	50.0000	0.9082	0.5000	11/20/2019 08:01 AM	GEDIT.RS

Level : 5

Area	Height	Vol Adj Amt	ISTD Response	ISTD Amount	Date/Time	File
736073.58	395025.32	75.0000	1.3799	0.7500	11/20/2019 08:00 AM	GEDIT.RS

Level : 6

Area	Height	Vol Adj Amt	ISTD Response	ISTD Amount	Date/Time	File
954949.60	500900.12	100.0000	1.8078	1.0000	11/20/2019 08:00 AM	GEDIT.RS

Component: Aldrin

Level : 1a

Area	Height	Vol Adj Amt	ISTD Response	ISTD Amount	Date/Time	File
17070.98	9385.24	2.0000	0.0335	0.0200	11/20/2019 08:01 AM	GEDIT.RS

Level : 1

Area	Height	Vol Adj Amt	ISTD Response	ISTD Amount	Date/Time	File
51911.52	27901.92	5.0000	0.0984	0.0500	11/20/2019 08:01 AM	GEDIT.RS

Level : 2

Area	Height	Vol Adj Amt	ISTD Response	ISTD Amount	Date/Time	File
98953.04	53717.57	10.0000	0.1853	0.1000	11/20/2019 08:01 AM	GEDIT.RS

Level : 3

Area	Height	Vol Adj Amt	ISTD Response	ISTD Amount	Date/Time	File
247730.40	131878.93	25.0000	0.4539	0.2500	11/20/2019 08:01 AM	GEDIT.RS

Level : 4

Area	Height	Vol Adj Amt	ISTD Response	ISTD Amount	Date/Time	File
450073.10	235892.50	50.0000	0.8458	0.5000	11/20/2019 08:01 AM	GEDIT.RS

Level : 5

Area	Height	Vol Adj Amt	ISTD Response	ISTD Amount	Date/Time	File
695957.42	367636.84	75.0000	1.3047	0.7500	11/20/2019 08:00 AM	GEDIT.RS

Level : 6

Area	Height	Vol Adj Amt	ISTD Response	ISTD Amount	Date/Time	File
903377.08	475050.45	100.0000	1.7101	1.0000	11/20/2019 08:00 AM	GEDIT.RS

Component: Heptachlor epoxide

Level : 1A

Area	Height	Vol Adj Amt	ISTD Response	ISTD Amount	Date/Time	File
14709.01	8144.56	2.0000	0.0288	0.0200	11/20/2019 08:01 AM	GEDIT.RS

Level : 1

Area	Height	Vol Adj Amt	ISTD Response	ISTD Amount	Date/Time	File
48449.28	24553.72	5.0000	0.0918	0.0500	11/20/2019 08:01 AM	GEDIT.RS

Level : 2

Area	Height	Vol Adj Amt	ISTD Response	ISTD Amount	Date/Time	File
92677.84	45710.72	10.0000	0.1736	0.1000	11/20/2019 08:01 AM	GEDIT.RS

Level : 3

Area	Height	Vol Adj Amt	ISTD Response	ISTD Amount	Date/Time	File
225733.97	112585.01	25.0000	0.4136	0.2500	11/20/2019 08:01 AM	GEDIT.RS

Level : 4

Area	Height	Vol Adj Amt	ISTD Response	ISTD Amount	Date/Time	File
408508.70	202368.16	50.0000	0.7677	0.5000	11/20/2019 08:01 AM	GEDIT.RS

Level : 5

Area	Height	Vol Adj Amt	ISTD Response	ISTD Amount	Date/Time	File
618833.10	303072.55	75.0000	1.1601	0.7500	11/20/2019 08:00 AM	GEDIT.RS

Level : 6

Area	Height	Vol Adj Amt	ISTD Response	ISTD Amount	Date/Time	File
796172.99	392457.37	100.0000	1.5072	1.0000	11/20/2019 08:00 AM	GEDIT.RS

Component: g-Chlordane

Level : 1A

Area	Height	Vol Adj Amt	ISTD Response	ISTD Amount	Date/Time	File
16634.19	7687.08	2.0000	0.0326	0.0200	11/20/2019 08:01 AM	GEDIT.RS

Level : 1

Area	Height	Vol Adj Amt	ISTD Response	ISTD Amount	Date/Time	File
47795.59	23030.59	5.0000	0.0906	0.0500	11/20/2019 08:01 AM	GEDIT.RS

Level : 2

Area	Height	Vol Adj Amt	ISTD Response	ISTD Amount	Date/Time	File
91107.52	43830.69	10.0000	0.1706	0.1000	11/20/2019 08:01 AM	GEDIT.RS

Level : 3

Area	Height	Vol Adj Amt	ISTD Response	ISTD Amount	Date/Time	File

225114.58	104676.26	25.0000	0.4124	0.2500	11/20/2019	08:01 AM	GEDIT.RS

Level : 4

Area	Height	Vol Adj Amt	ISTD Response	ISTD Amount	Date/Time		File
406391.27	194085.98	50.0000	0.7637	0.5000	11/20/2019	08:01 AM	GEDIT.RS

Level : 5

Area	Height	Vol Adj Amt	ISTD Response	ISTD Amount	Date/Time		File
609749.67	293138.40	75.0000	1.1431	0.7500	11/20/2019	08:00 AM	GEDIT.RS

Level : 6

Area	Height	Vol Adj Amt	ISTD Response	ISTD Amount	Date/Time		File
787838.86	378915.35	100.0000	1.4914	1.0000	11/20/2019	08:00 AM	GEDIT.RS

Component: A-CHLORDANE

Level : 1

Area	Height	Vol Adj Amt	ISTD Response	ISTD Amount	Date/Time		File
48583.67	23263.78	5.0000	0.0921	0.0500	11/20/2019	08:01 AM	GEDIT.RS

Level : 2

Area	Height	Vol Adj Amt	ISTD Response	ISTD Amount	Date/Time		File
90543.22	43341.73	10.0000	0.1696	0.1000	11/20/2019	08:01 AM	GEDIT.RS

Level : 3

Area	Height	Vol Adj Amt	ISTD Response	ISTD Amount	Date/Time		File
225016.87	106587.60	25.0000	0.4123	0.2500	11/20/2019	08:01 AM	GEDIT.RS

Level : 4

Area	Height	Vol Adj Amt	ISTD Response	ISTD Amount	Date/Time		File
398054.46	196672.41	50.0000	0.7480	0.5000	11/20/2019	08:01 AM	GEDIT.RS

Level : 5

Area	Height	Vol Adj Amt	ISTD Response	ISTD Amount	Date/Time		File
606203.75	292026.55	75.0000	1.1365	0.7500	11/20/2019	08:00 AM	GEDIT.RS

Level : 6

Area	Height	Vol Adj Amt	ISTD Response	ISTD Amount	Date/Time		File
783170.93	379288.22	100.0000	1.4826	1.0000	11/20/2019	08:00 AM	GEDIT.RS

Component: DDT Breakdown

This component has no calibration levels

Component: 4,4'-DDE

Level : 1a

Area	Height	Vol Adj Amt	ISTD Response	ISTD Amount	Date/Time		File

12958.47	6598.92	2.0000	0.0254	0.0200	11/20/2019	08:01 AM	GEDIT.RS

Level : 1

Area	Height	Vol Adj Amt	ISTD Response	ISTD Amount	Date/Time		File
37858.05	19854.32	5.0000	0.0718	0.0500	11/20/2019	08:01 AM	GEDIT.RS

Level : 2

Area	Height	Vol Adj Amt	ISTD Response	ISTD Amount	Date/Time		File
71964.42	37667.68	10.0000	0.1348	0.1000	11/20/2019	08:01 AM	GEDIT.RS

Level : 3

Area	Height	Vol Adj Amt	ISTD Response	ISTD Amount	Date/Time		File
181207.28	95812.23	25.0000	0.3320	0.2500	11/20/2019	08:01 AM	GEDIT.RS

Level : 4

Area	Height	Vol Adj Amt	ISTD Response	ISTD Amount	Date/Time		File
334165.34	173438.97	50.0000	0.6280	0.5000	11/20/2019	08:01 AM	GEDIT.RS

Level : 5

Area	Height	Vol Adj Amt	ISTD Response	ISTD Amount	Date/Time		File
513193.03	270243.53	75.0000	0.9621	0.7500	11/20/2019	08:00 AM	GEDIT.RS

Level : 6

Area	Height	Vol Adj Amt	ISTD Response	ISTD Amount	Date/Time		File
670379.21	352337.81	100.0000	1.2691	1.0000	11/20/2019	08:00 AM	GEDIT.RS

Component: Endosulfan I

Level : 1A

Area	Height	Vol Adj Amt	ISTD Response	ISTD Amount	Date/Time		File
16054.66	7371.04	2.0000	0.0315	0.0200	11/20/2019	08:01 AM	GEDIT.RS

Level : 1

Area	Height	Vol Adj Amt	ISTD Response	ISTD Amount	Date/Time		File
44605.79	20757.22	5.0000	0.0846	0.0500	11/20/2019	08:01 AM	GEDIT.RS

Level : 2

Area	Height	Vol Adj Amt	ISTD Response	ISTD Amount	Date/Time		File
85132.66	39681.53	10.0000	0.1594	0.1000	11/20/2019	08:01 AM	GEDIT.RS

Level : 3

Area	Height	Vol Adj Amt	ISTD Response	ISTD Amount	Date/Time		File
222182.37	96084.36	25.0000	0.4071	0.2500	11/20/2019	08:01 AM	GEDIT.RS

Area	Height	Vol Adj Amt	ISTD Response	ISTD Amount	Date/Time	File
377940.48	172483.88	50.0000	0.7102	0.5000	11/20/2019 08:01 AM	GEDIT.RS

Level : 5

Area	Height	Vol Adj Amt	ISTD Response	ISTD Amount	Date/Time	File
603339.70	269496.44	75.0000	1.1311	0.7500	11/20/2019 08:00 AM	GEDIT.RS

Level : 6

Area	Height	Vol Adj Amt	ISTD Response	ISTD Amount	Date/Time	File
795609.30	350933.08	100.0000	1.5061	1.0000	11/20/2019 08:00 AM	GEDIT.RS

Component: Dieldrin

Level : 1a

Area	Height	Vol Adj Amt	ISTD Response	ISTD Amount	Date/Time	File
14571.97	7136.34	2.0000	0.0286	0.0200	11/20/2019 08:01 AM	GEDIT.RS

Level : 1

Area	Height	Vol Adj Amt	ISTD Response	ISTD Amount	Date/Time	File
43307.86	21093.69	5.0000	0.0821	0.0500	11/20/2019 08:01 AM	GEDIT.RS

Level : 2

Area	Height	Vol Adj Amt	ISTD Response	ISTD Amount	Date/Time	File
83351.35	40263.61	10.0000	0.1561	0.1000	11/20/2019 08:01 AM	GEDIT.RS

Level : 3

Area	Height	Vol Adj Amt	ISTD Response	ISTD Amount	Date/Time	File
209325.23	99730.77	25.0000	0.3835	0.2500	11/20/2019 08:01 AM	GEDIT.RS

Level : 4

Area	Height	Vol Adj Amt	ISTD Response	ISTD Amount	Date/Time	File
382725.33	186895.31	50.0000	0.7192	0.5000	11/20/2019 08:01 AM	GEDIT.RS

Level : 5

Area	Height	Vol Adj Amt	ISTD Response	ISTD Amount	Date/Time	File
606281.04	286858.64	75.0000	1.1366	0.7500	11/20/2019 08:00 AM	GEDIT.RS

Level : 6

Area	Height	Vol Adj Amt	ISTD Response	ISTD Amount	Date/Time	File
772153.35	367079.82	100.0000	1.4617	1.0000	11/20/2019 08:00 AM	GEDIT.RS

Component: Endrin

Level : 1A

Area	Height	Vol Adj Amt	ISTD Response	ISTD Amount	Date/Time	File
15764.50	6740.47	2.0000	0.0308	0.0200	11/20/2019 08:01 AM	GEDIT.RS

Level : 1

Area	Height	Vol Adj Amt	ISTD Response	ISTD Amount	Date/Time	File
39174.46	19137.40	5.0000	0.0743	0.0500	11/20/2019 08:01 AM	GEDIT.RS

Level : 2

Area	Height	Vol Adj Amt	ISTD Response	ISTD Amount	Date/Time	File
75040.68	37187.87	10.0000	0.1405	0.1000	11/20/2019 08:01 AM	GEDIT.RS

Level : 3

Area	Height	Vol Adj Amt	ISTD Response	ISTD Amount	Date/Time	File
187468.46	91778.33	25.0000	0.3435	0.2500	11/20/2019 08:01 AM	GEDIT.RS

Level : 4

Area	Height	Vol Adj Amt	ISTD Response	ISTD Amount	Date/Time	File
341619.37	170076.95	50.0000	0.6420	0.5000	11/20/2019 08:01 AM	GEDIT.RS

Level : 5

Area	Height	Vol Adj Amt	ISTD Response	ISTD Amount	Date/Time	File
534622.78	262484.62	75.0000	1.0023	0.7500	11/20/2019 08:00 AM	GEDIT.RS

Level : 6

Area	Height	Vol Adj Amt	ISTD Response	ISTD Amount	Date/Time	File
689678.84	337740.29	100.0000	1.3056	1.0000	11/20/2019 08:00 AM	GEDIT.RS

Component: 4,4'-DDD

Level : 1A

Area	Height	Vol Adj Amt	ISTD Response	ISTD Amount	Date/Time	File
9736.26	4881.74	2.0000	0.0191	0.0200	11/20/2019 08:01 AM	GEDIT.RS

Level : 1

Area	Height	Vol Adj Amt	ISTD Response	ISTD Amount	Date/Time	File
29205.91	14337.17	5.0000	0.0554	0.0500	11/20/2019 08:01 AM	GEDIT.RS

Level : 2

Area	Height	Vol Adj Amt	ISTD Response	ISTD Amount	Date/Time	File
55706.34	27593.18	10.0000	0.1043	0.1000	11/20/2019 08:01 AM	GEDIT.RS

Level : 3

Area	Height	Vol Adj Amt	ISTD Response	ISTD Amount	Date/Time	File
133822.88	68765.51	25.0000	0.2452	0.2500	11/20/2019 08:01 AM	GEDIT.RS

Level : 4

Area	Height	Vol Adj Amt	ISTD Response	ISTD Amount	Date/Time	File
269845.32	130994.70	50.0000	0.5071	0.5000	11/20/2019 08:01 AM	GEDIT.RS

Level : 5

Area	Height	Vol Adj Amt	ISTD Response	ISTD Amount	Date/Time	File
397333.44	198135.42	75.0000	0.7449	0.7500	11/20/2019 08:00 AM	GEDIT.RS

Level : 6

Area	Height	Vol Adj Amt	ISTD Response	ISTD Amount	Date/Time	File
519519.75	257653.89	100.0000	0.9835	1.0000	11/20/2019 08:00 AM	GEDIT.RS

Component: Endosulfan II

Level : 1A

Area	Height	Vol Adj Amt	ISTD Response	ISTD Amount	Date/Time	File
11818.85	5631.93	2.0000	0.0232	0.0200	11/20/2019 08:01 AM	GEDIT.RS

Level : 1

Area	Height	Vol Adj Amt	ISTD Response	ISTD Amount	Date/Time	File
35928.04	17726.22	5.0000	0.0681	0.0500	11/20/2019 08:01 AM	GEDIT.RS

Level : 2

Area	Height	Vol Adj Amt	ISTD Response	ISTD Amount	Date/Time	File
70530.00	34609.13	10.0000	0.1321	0.1000	11/20/2019 08:01 AM	GEDIT.RS

Level : 3

Area	Height	Vol Adj Amt	ISTD Response	ISTD Amount	Date/Time	File
177402.07	85101.08	25.0000	0.3250	0.2500	11/20/2019 08:01 AM	GEDIT.RS

Level : 4

Area	Height	Vol Adj Amt	ISTD Response	ISTD Amount	Date/Time	File
301602.67	144291.49	50.0000	0.5668	0.5000	11/20/2019 08:01 AM	GEDIT.RS

Level : 5

Area	Height	Vol Adj Amt	ISTD Response	ISTD Amount	Date/Time	File
482878.77	235318.27	75.0000	0.9053	0.7500	11/20/2019 08:00 AM	GEDIT.RS

Level : 6

Area	Height	Vol Adj Amt	ISTD Response	ISTD Amount	Date/Time	File
625728.16	301869.28	100.0000	1.1845	1.0000	11/20/2019 08:00 AM	GEDIT.RS

Component: 4,4'-DDT

Level : 1a

Area	Height	Vol Adj Amt	ISTD Response	ISTD Amount	Date/Time	File
11463.57	6030.76	2.0000	0.0225	0.0200	11/20/2019 08:01 AM	GEDIT.RS

Level : 1

Area	Height	Vol Adj Amt	ISTD Response	ISTD Amount	Date/Time	File
32078.90	16703.10	5.0000	0.0608	0.0500	11/20/2019 08:01 AM	GEDIT.RS

Level : 2

Area	Height	Vol Adj Amt	ISTD Response	ISTD Amount	Date/Time	File
61251.95	31887.23	10.0000	0.1147	0.1000	11/20/2019 08:01 AM	GEDIT.RS

Level : 3

Area	Height	Vol Adj Amt	ISTD Response	ISTD Amount	Date/Time	File
158971.21	80886.00	25.0000	0.2913	0.2500	11/20/2019 08:01 AM	GEDIT.RS

Level : 4

Area	Height	Vol Adj Amt	ISTD Response	ISTD Amount	Date/Time	File
293127.78	148134.46	50.0000	0.5508	0.5000	11/20/2019 08:01 AM	GEDIT.RS

Level : 5

Area	Height	Vol Adj Amt	ISTD Response	ISTD Amount	Date/Time	File
447876.18	227178.72	75.0000	0.8396	0.7500	11/20/2019 08:00 AM	GEDIT.RS

Level : 6

Area	Height	Vol Adj Amt	ISTD Response	ISTD Amount	Date/Time	File
581750.53	294331.72	100.0000	1.1013	1.0000	11/20/2019 08:00 AM	GEDIT.RS

Component: Endrin aldehyde

Level : 1

Area	Height	Vol Adj Amt	ISTD Response	ISTD Amount	Date/Time	File
23228.71	12111.99	5.0000	0.0440	0.0500	11/20/2019 08:01 AM	GEDIT.RS

Level : 2

Area	Height	Vol Adj Amt	ISTD Response	ISTD Amount	Date/Time	File
48373.85	24079.87	10.0000	0.0906	0.1000	11/20/2019 08:01 AM	GEDIT.RS

Level : 3

Area	Height	Vol Adj Amt	ISTD Response	ISTD Amount	Date/Time	File
121877.03	58759.99	25.0000	0.2233	0.2500	11/20/2019 08:01 AM	GEDIT.RS

Level : 4

Area	Height	Vol Adj Amt	ISTD Response	ISTD Amount	Date/Time	File
251509.40	118809.32	50.0000	0.4726	0.5000	11/20/2019 08:01 AM	GEDIT.RS

Level : 5

Area	Height	Vol Adj Amt	ISTD Response	ISTD Amount	Date/Time	File
344891.98	161447.03	75.0000	0.6466	0.7500	11/20/2019 08:00 AM	GEDIT.RS

Level : 6

Area	Height	Vol Adj Amt	ISTD Response	ISTD Amount	Date/Time	File
447028.52	206811.71	100.0000	0.8462	1.0000	11/20/2019 08:00 AM	GEDIT.RS

Component: Methoxychlor

Level : 1

Area	Height	Vol Adj Amt	ISTD Response	ISTD Amount	Date/Time	File
15702.78	8580.44	5.0000	0.0298	0.0500	11/20/2019 08:01 AM	GEDIT.RS

Level : 2

Area	Height	Vol Adj Amt	ISTD Response	ISTD Amount	Date/Time	File
31361.67	17197.30	10.0000	0.0587	0.1000	11/20/2019 08:01 AM	GEDIT.RS

Level : 3

Area	Height	Vol Adj Amt	ISTD Response	ISTD Amount	Date/Time	File
79969.16	43196.74	25.0000	0.1465	0.2500	11/20/2019 08:01 AM	GEDIT.RS

Level : 4

Area	Height	Vol Adj Amt	ISTD Response	ISTD Amount	Date/Time	File
153621.26	80946.40	50.0000	0.2887	0.5000	11/20/2019 08:01 AM	GEDIT.RS

Level : 5

Area	Height	Vol Adj Amt	ISTD Response	ISTD Amount	Date/Time	File
232856.19	119317.71	75.0000	0.4365	0.7500	11/20/2019 08:00 AM	GEDIT.RS

Level : 6

Area	Height	Vol Adj Amt	ISTD Response	ISTD Amount	Date/Time	File
301249.17	151624.96	100.0000	0.5703	1.0000	11/20/2019 08:00 AM	GEDIT.RS

Component: Mirex

Level : 1

Area	Height	Vol Adj Amt	ISTD Response	ISTD Amount	Date/Time	File
35666.15	18049.90	5.0000	0.0676	0.0500	11/20/2019 08:01 AM	GEDIT.RS

Level : 2

Area	Height	Vol Adj Amt	ISTD Response	ISTD Amount	Date/Time	File
69296.92	34643.35	10.0000	0.1298	0.1000	11/20/2019 08:01 AM	GEDIT.RS

Level : 3

Area	Height	Vol Adj Amt	ISTD Response	ISTD Amount	Date/Time	File
166357.12	82216.02	25.0000	0.3048	0.2500	11/20/2019 08:01 AM	GEDIT.RS

Level : 4

Area	Height	Vol Adj Amt	ISTD Response	ISTD Amount	Date/Time	File

310514.88	153050.98	50.0000	0.5835	0.5000	11/20/2019 08:01 AM	GEDIT.RS

Level : 5

Area	Height	Vol Adj Amt	ISTD Response	ISTD Amount	Date/Time	File
431478.62	212411.59	75.0000	0.8089	0.7500	11/20/2019 08:00 AM	GEDIT.RS

Level : 6

Area	Height	Vol Adj Amt	ISTD Response	ISTD Amount	Date/Time	File
549277.90	267877.21	100.0000	1.0398	1.0000	11/20/2019 08:00 AM	GEDIT.RS

Component: Endosulfan sulfate

Level : 1

Area	Height	Vol Adj Amt	ISTD Response	ISTD Amount	Date/Time	File
27049.88	14317.19	5.0000	0.0513	0.0500	11/20/2019 08:01 AM	GEDIT.RS

Level : 2

Area	Height	Vol Adj Amt	ISTD Response	ISTD Amount	Date/Time	File
52086.29	27355.19	10.0000	0.0976	0.1000	11/20/2019 08:01 AM	GEDIT.RS

Level : 3

Area	Height	Vol Adj Amt	ISTD Response	ISTD Amount	Date/Time	File
135549.38	67559.72	25.0000	0.2483	0.2500	11/20/2019 08:01 AM	GEDIT.RS

Level : 4

Area	Height	Vol Adj Amt	ISTD Response	ISTD Amount	Date/Time	File
276781.39	136773.67	50.0000	0.5201	0.5000	11/20/2019 08:01 AM	GEDIT.RS

Level : 5

Area	Height	Vol Adj Amt	ISTD Response	ISTD Amount	Date/Time	File
381280.82	185589.67	75.0000	0.7148	0.7500	11/20/2019 08:00 AM	GEDIT.RS

Level : 6

Area	Height	Vol Adj Amt	ISTD Response	ISTD Amount	Date/Time	File
482974.51	237875.63	100.0000	0.9143	1.0000	11/20/2019 08:00 AM	GEDIT.RS

Component: Endrin Ketone

Level : 1

Area	Height	Vol Adj Amt	ISTD Response	ISTD Amount	Date/Time	File
37526.08	19697.48	5.0000	0.0711	0.0500	11/20/2019 08:01 AM	GEDIT.RS

Level : 2

Area	Height	Vol Adj Amt	ISTD Response	ISTD Amount	Date/Time	File
68099.50	35742.12	10.0000	0.1275	0.1000	11/20/2019 08:01 AM	GEDIT.RS

Level : 3

Area	Height	Vol Adj Amt	ISTD Response	ISTD Amount	Date/Time	File
176687.27	89133.76	25.0000	0.3237	0.2500	11/20/2019 08:01 AM	GEDIT.RS

Level : 4

Area	Height	Vol Adj Amt	ISTD Response	ISTD Amount	Date/Time	File
340795.14	171107.01	50.0000	0.6404	0.5000	11/20/2019 08:01 AM	GEDIT.RS

Level : 5

Area	Height	Vol Adj Amt	ISTD Response	ISTD Amount	Date/Time	File
490370.26	241677.44	75.0000	0.9193	0.7500	11/20/2019 08:00 AM	GEDIT.RS

Level : 6

Area	Height	Vol Adj Amt	ISTD Response	ISTD Amount	Date/Time	File
635886.42	312978.57	100.0000	1.2038	1.0000	11/20/2019 08:00 AM	GEDIT.RS

Component: Endrin Breakdown

This component has no calibration levels

Component: % DCBP

Level : 1

Area	Height	Vol Adj Amt	ISTD Response	ISTD Amount	Date/Time	File
112748.07	61287.53	20.0000	0.2137	0.2000	11/20/2019 08:01 AM	GEDIT.RS

Level : 2

Area	Height	Vol Adj Amt	ISTD Response	ISTD Amount	Date/Time	File
225858.57	120030.61	40.0000	0.4230	0.4000	11/20/2019 08:01 AM	GEDIT.RS

Level : 3

Area	Height	Vol Adj Amt	ISTD Response	ISTD Amount	Date/Time	File
343150.60	178862.37	60.0000	0.6287	0.6000	11/20/2019 08:01 AM	GEDIT.RS

Level : 4

Area	Height	Vol Adj Amt	ISTD Response	ISTD Amount	Date/Time	File
461022.31	239327.49	80.0000	0.8663	0.8000	11/20/2019 08:01 AM	GEDIT.RS

Level : 5

Area	Height	Vol Adj Amt	ISTD Response	ISTD Amount	Date/Time	File
517536.27	267800.11	100.0000	0.9702	1.0000	11/20/2019 08:00 AM	GEDIT.RS

Level : 6

Area	Height	Vol Adj Amt	ISTD Response	ISTD Amount	Date/Time	File
628849.16	311848.84	120.0000	1.1904	1.2000	11/20/2019 08:00 AM	GEDIT.RS

Turbochrom Method File : E:\TC2019\ECD4\11-NOV\PSN20BI.MTH
Created by : am on : 11/20/2019 08:06 AM
Edited by : kca on : 11/20/2019 08:08 AM
Description :

Number of Times Edited : 5
Number of Times Calibrated : 8519

Instrument Conditions :

Instrument Control Method:
Instrument name : AUTO4-DUAL_ECD

Channel Parameters:
Data will be collected from both channels

Channel A signal source: DetA		Channel B signal source: DetB	
Analog Output	: INT	Analog Output	: INT
Attenuation	: -3	Attenuation	: -4
Offset	: 5.0 mV	Offset	: 5.0 mV

Delay Time : 0.00 min.
Run Time : 16.39 min.
Sampling Rate : 1.5625 pts/s

Autosampler Method:

Injection Volume	: 1.0 µl	Pre-Sequence Washes	: 1
Injection Speed	: NORM	Sample Washes	: 2
Viscosity Delay	: 0	Sample Pumps	: 4
Waste Vial	: 1	Solvent A Washes	: 4

Carriers Parameters:
Carrier A control : Press - PSIG
Initial Setpoint : 0.0 Initial Hold : 0.00 min

Carrier B control : Flow - He
Initial Setpoint : 0.0 Initial Hold : 0.00 min

Auxiliary Pneumatic 1 :
Auxiliary Pneumatic 1 setpoint : 0
Auxiliary Pneumatic 2 :
Auxiliary Pneumatic 2 setpoint : 0
Auxiliary Pneumatic 3 :
Auxiliary Pneumatic 3 setpoint : 0
Auxiliary Pneumatic 4 :
Auxiliary Pneumatic 4 setpoint : 0

Valve configuration and settings:

Valve 1 : SPLIT OFF	Valve 2 : NONE
Valve 3 : NONE	Valve 4 : NONE
Valve 5 : NONE	Valve 6 : NONE

Detector Parameters:

Detector A : ECD		Detector B : ECD	
Range	: 1	Range	: 1
Time Constant	: 200	Time Constant	: 200

Autozero : OFF
Ref Gas Flow : 30.0 mL/m
MkUp Gas Flow : 0.0 mL/m

Autozero : OFF
Ref Gas Flow : 30.0 mL/m
MkUp Gas Flow : 0.0 mL/m

Heated Zones:

Injector A :
Injector A Setpoint : 250°
Injector B :
Injector B Setpoint : OFF
Detector A : 350°
Detector B : 350°
Auxiliary (NONE) : 0°

Oven Program:

Cryogenics : OFF
Initial Temp : 120°
Initial Hold : 1.20 min
Maximum Temp : 350°
Equilibration Time : 0.5 min
Ramp 1 : 27.8 °/min to 200°, hold for 0.00 min
Ramp 2 : 8.9 °/min to 230°, hold for 0.00 min
Ramp 3 : 18.2 °/min to 320°, hold for 4.00 min

Total Run Time : 16.39 min

Timed Events:

There are no timed events in the method

Real Time Plot Parameters :

Channel A -- Pages: 1 Offset: 0.000 mV Scale: 1000.000 mV
Channel B -- Pages: 1 Offset: 0.000 mV Scale: 1000.000 mV

Processing Parameters :

Bunch Factor : 1 points
Noise Threshold : 370 µV
Area Threshold : 1849.00 µV

Peak Separation Criteria
Width Ratio : 0.200
Valley-to-Peak Ratio : 0.010

Exponential Skim Criteria
Peak Height Ratio : 5.000
Adjusted Height Ratio : 4.000
Valley Height Ratio : 3.000

Baseline Timed Events :

Event #1 - -P at 0.026
Event #2 - +P at 2.761
Event #3 - -P at 2.911
Event #4 - +P at 4.032
Event #5 - -P at 4.248
Event #6 - +P at 4.491
Event #7 - -P at 8.749
Event #8 - +P at 8.842
Event #9 - S at 8.842

Event #10 - -P at 9.625
Event #11 - +P at 10.368
Event #12 - -P at 10.719

Annotated Replot Parameters :
No replot will be printed

Report Format files :
No report format files given

User Programs :
No user programs will be executed

Global Information :
Default Sample Volume : 1.000 ul
Quantitation Units :
Void Time : 0.000 min
Correct amounts during calibration : YES
Reject outliers during calibration : NO
An Internal Standard calibration will be used
Unknown peaks will be quantitated using a response factor of 1.000000e+06

Component Information :
Int Std
Component Type : Single Peak Component
Retention Time : 2.816 min Search Window: 1.00 s, 1.00 %
Reference Component:
Find peak closest to expected RT in window
Internal Standard :
Use Average Calibration Factor (Area ratio / Amount ratio)
User Values:
Label :
Value 1: 0.000000
Value 2: 0.000000
Value 3: 0.000000
Value 4: 0.000000
Value 5: 0.000000
Calibration Levels:

Level Name	Amount	Area	Height	ISTD Resp.	ISTD Amt.	# Replicates
1	100.0000	819330.62	300405.57	1.0000	1.0000	1
1A	100.0000	787899.94	295873.44	1.0000	1.0000	1
1G	100.0000	812200.35	312560.46	1.0000	1.0000	1
2	100.0000	819706.57	305571.61	1.0000	1.0000	1
3	100.0000	835728.54	320008.05	1.0000	1.0000	1
4	100.0000	822245.31	313683.67	1.0000	1.0000	1
5	100.0000	812039.60	298418.80	1.0000	1.0000	1
6	100.0000	804991.25	297554.76	1.0000	1.0000	1

Average Calibration Factor = 1.000000 (%RSD = 0.00)

% TCMX
Component Type : Single Peak Component
Retention Time : 4.098 min Search Window: 1.00 s, 1.00 %
Reference Component:
Find peak closest to expected RT in window
Internal Standard : Int Std
Use Average Calibration Factor (Area ratio / Amount ratio)
User Values:

Label :
Value 1: 0.000000
Value 2: 0.000000
Value 3: 0.000000
Value 4: 0.000000
Value 5: 0.000000

Calibration Levels:

Level Name	Amount	Area	Height	ISTD Resp.	ISTD Amt.	# Replicates
1	20.0000	259762.48	117798.31	0.3170	0.2000	1
2	40.0000	460753.83	215472.54	0.5621	0.4000	1
3	60.0000	643103.56	311649.22	0.7695	0.6000	1
5	100.0000	963442.86	456682.94	1.1864	1.0000	1
6	120.0000	1104024.70	523938.29	1.3715	1.2000	1

Average Calibration Factor = 1.320463 (%RSD = 13.56)

Hexachlorobenzene

Component Type : Single Peak Component
Retention Time : 4.571 min Search Window: 0.50 s, 0.50 %
Reference Component: % TCMX
Find peak closest to expected RT in window
Internal Standard : Int Std
Use Average Calibration Factor (Area ratio / Amount ratio)
User Values:
Label :
Value 1: 0.000000
Value 2: 0.000000
Value 3: 0.000000
Value 4: 0.000000
Value 5: 0.000000

Calibration Levels:

Level Name	Amount	Area	Height	ISTD Resp.	ISTD Amt.	# Replicates
1A	2.0000	38758.44	22030.49	0.0492	0.0200	1
1	5.0000	106199.62	62520.93	0.1296	0.0500	1
2	10.0000	201768.26	115790.45	0.2461	0.1000	1
3	25.0000	483819.65	269525.09	0.5789	0.2500	1
4	50.0000	876977.75	488773.38	1.0666	0.5000	1
5	75.0000	1256940.84	705101.24	1.5479	0.7500	1
6	100.0000	1624437.46	829502.99	2.0180	1.0000	1

Average Calibration Factor = 2.292004 (%RSD = 9.76)

a-BHC

Component Type : Single Peak Component
Retention Time : 4.621 min Search Window: 0.50 s, 0.50 %
Reference Component: % TCMX
Find peak closest to expected RT in window
Internal Standard : Int Std
Use Average Calibration Factor (Area ratio / Amount ratio)
User Values:
Label :
Value 1: 0.000000
Value 2: 0.000000
Value 3: 0.000000
Value 4: 0.000000
Value 5: 0.000000

Calibration Levels:

Level Name	Amount	Area	Height	ISTD Resp.	ISTD Amt.	# Replicates
1a	2.0000	43165.43	23174.76	0.0548	0.0200	1
1	5.0000	135283.34	69883.23	0.1651	0.0500	1
2	10.0000	239883.44	124038.03	0.2926	0.1000	1

3	25.0000	532050.58	273473.17	0.6366	0.2500	1
4	50.0000	805858.03	410061.02	0.9801	0.5000	1
5	75.0000	1341898.61	667381.12	1.6525	0.7500	1
6	100.0000	1634530.65	817467.44	2.0305	1.0000	1

Average Calibration Factor = 2.529753 (%RSD = 19.62)

g-BHC

Component Type : Single Peak Component
Retention Time : 4.915 min Search Window: 0.50 s, 0.50 %
Reference Component: % TCMX
Find peak closest to expected RT in window
Internal Standard : Int Std
Use Average Calibration Factor (Area ratio / Amount ratio)
User Values:
Label :
Value 1: 0.000000
Value 2: 0.000000
Value 3: 0.000000
Value 4: 0.000000
Value 5: 0.000000
Calibration Levels:

Level Name	Amount	Area	Height	ISTD Resp.	ISTD Amt.	# Replicates
1	5.0000	112295.65	57621.90	0.1371	0.0500	1
2	10.0000	203212.33	106636.38	0.2479	0.1000	1
3	25.0000	450717.74	242947.34	0.5393	0.2500	1
4	50.0000	827829.24	440013.46	1.0068	0.5000	1
5	75.0000	1186922.49	619466.74	1.4617	0.7500	1
6	100.0000	1500939.40	789602.39	1.8645	1.0000	1

Average Calibration Factor = 2.200747 (%RSD = 15.51)

b-BHC

Component Type : Single Peak Component
Retention Time : 5.129 min Search Window: 0.50 s, 0.50 %
Reference Component: % TCMX
Find peak closest to expected RT in window
Internal Standard : Int Std
Use Average Calibration Factor (Area ratio / Amount ratio)
User Values:
Label :
Value 1: 0.000000
Value 2: 0.000000
Value 3: 0.000000
Value 4: 0.000000
Value 5: 0.000000
Calibration Levels:

Level Name	Amount	Area	Height	ISTD Resp.	ISTD Amt.	# Replicates
1a	2.0000	12011.81	7504.38	0.0152	0.0200	1
1	5.0000	32967.22	18473.37	0.0402	0.0500	1
2	10.0000	61867.31	34146.48	0.0755	0.1000	1
3	25.0000	143656.40	78895.65	0.1719	0.2500	1
4	50.0000	284991.11	153585.76	0.3466	0.5000	1
5	75.0000	367152.58	197704.70	0.4521	0.7500	1
6	100.0000	458932.67	248193.29	0.5701	1.0000	1

Average Calibration Factor = 0.696498 (%RSD = 12.33)

d-BHC

Component Type : Single Peak Component
Retention Time : 5.388 min Search Window: 0.50 s, 0.50 %
Reference Component: % TCMX

Find peak closest to expected RT in window
Internal Standard : Int Std
Use Average Calibration Factor (Area ratio / Amount ratio)
User Values:
Label :
Value 1: 0.000000
Value 2: 0.000000
Value 3: 0.000000
Value 4: 0.000000
Value 5: 0.000000
Calibration Levels:

Level Name	Amount	Area	Height	ISTD Resp.	ISTD Amt.	# Replicates
1a	2.0000	40341.49	21497.28	0.0512	0.0200	1
1	5.0000	89410.81	50078.56	0.1091	0.0500	1
2	10.0000	169889.12	94405.72	0.2073	0.1000	1
3	25.0000	408873.31	222306.92	0.4892	0.2500	1
4	50.0000	769648.07	412156.32	0.9360	0.5000	1
5	75.0000	1106145.27	577991.86	1.3622	0.7500	1
6	100.0000	1398401.32	724354.53	1.7372	1.0000	1

Average Calibration Factor = 2.028228 (%RSD = 13.77)

Heptachlor
Component Type : Single Peak Component
Retention Time : 5.564 min Search Window: 0.50 s, 0.50 %
Reference Component: % TCMX
Find peak closest to expected RT in window
Internal Standard : Int Std
Use Average Calibration Factor (Area ratio / Amount ratio)
User Values:
Label :
Value 1: 0.000000
Value 2: 0.000000
Value 3: 0.000000
Value 4: 0.000000
Value 5: 0.000000
Calibration Levels:

Level Name	Amount	Area	Height	ISTD Resp.	ISTD Amt.	# Replicates
1A	2.0000	42984.92	22803.87	0.0546	0.0200	1
1	5.0000	110771.60	59142.60	0.1352	0.0500	1
2	10.0000	203127.54	109006.94	0.2478	0.1000	1
3	25.0000	458430.63	247067.11	0.5485	0.2500	1
4	50.0000	812125.75	432819.33	0.9877	0.5000	1
5	75.0000	1200791.55	642674.64	1.4787	0.7500	1
6	100.0000	1527550.75	800531.51	1.8976	1.0000	1

Average Calibration Factor = 2.278373 (%RSD = 15.63)

Aldrin
Component Type : Single Peak Component
Retention Time : 5.951 min Search Window: 0.50 s, 0.50 %
Reference Component: % TCMX
Find peak closest to expected RT in window
Internal Standard : Int Std
Use Average Calibration Factor (Area ratio / Amount ratio)
User Values:
Label :
Value 1: 0.000000
Value 2: 0.000000
Value 3: 0.000000
Value 4: 0.000000

Value 5: 0.000000

Calibration Levels:

Level Name	Amount	Area	Height	ISTD Resp.	ISTD Amt.	# Replicates
1a	2.0000	35409.88	18489.83	0.0449	0.0200	1
1	5.0000	103807.22	53341.76	0.1267	0.0500	1
2	10.0000	190121.64	97870.44	0.2319	0.1000	1
3	25.0000	437786.34	226914.18	0.5238	0.2500	1
4	50.0000	765619.49	391219.21	0.9311	0.5000	1
5	75.0000	1136524.07	585524.93	1.3996	0.7500	1
6	100.0000	1451166.06	736126.01	1.8027	1.0000	1

Average Calibration Factor = 2.103842 (%RSD = 13.13)

Heptachlor epoxide

Component Type : Single Peak Component

Retention Time : 6.473 min Search Window: 0.50 s, 0.50 %

Reference Component:

Find peak closest to expected RT in window

Internal Standard : Int Std

Use Average Calibration Factor (Area ratio / Amount ratio)

User Values:

Label :

Value 1: 0.000000

Value 2: 0.000000

Value 3: 0.000000

Value 4: 0.000000

Value 5: 0.000000

Calibration Levels:

Level Name	Amount	Area	Height	ISTD Resp.	ISTD Amt.	# Replicates
1	5.0000	87042.80	43777.78	0.1062	0.0500	1
2	10.0000	163542.44	81174.30	0.1995	0.1000	1
3	25.0000	393920.58	189049.22	0.4713	0.2500	1
4	50.0000	699261.57	334091.23	0.8504	0.5000	1
5	75.0000	1025775.23	494564.69	1.2632	0.7500	1
6	100.0000	1304325.59	626734.35	1.6203	1.0000	1

Average Calibration Factor = 1.835116 (%RSD = 10.87)

g-Chlordane

Component Type : Single Peak Component

Retention Time : 6.810 min Search Window: 0.50 s, 0.50 %

Reference Component: Heptachlor epoxide

Find peak closest to expected RT in window

Internal Standard : Int Std

Use Average Calibration Factor (Area ratio / Amount ratio)

User Values:

Label :

Value 1: 0.000000

Value 2: 0.000000

Value 3: 0.000000

Value 4: 0.000000

Value 5: 0.000000

Calibration Levels:

Level Name	Amount	Area	Height	ISTD Resp.	ISTD Amt.	# Replicates
1	5.0000	92756.18	41631.66	0.1132	0.0500	1
2	10.0000	165184.20	76522.13	0.2015	0.1000	1
3	25.0000	381544.61	177928.40	0.4565	0.2500	1
4	50.0000	676616.51	316050.18	0.8229	0.5000	1
5	75.0000	1004083.52	466087.00	1.2365	0.7500	1
6	100.0000	1285467.44	600417.53	1.5969	1.0000	1

Average Calibration Factor = 1.832805 (%RSD = 14.31)

a-Chlordane

Component Type : Single Peak Component
Retention Time : 6.918 min Search Window: 0.40 s, 0.30 %
Reference Component: Heptachlor epoxide
Find peak closest to expected RT in window
Internal Standard : Int Std
Use Average Calibration Factor (Area ratio / Amount ratio)
User Values:
Label :
Value 1: 0.000000
Value 2: 0.000000
Value 3: 0.000000
Value 4: 0.000000
Value 5: 0.000000
Calibration Levels:

Level Name	Amount	Area	Height	ISTD Resp.	ISTD Amt.	# Replicates
1	5.0000	79698.60	40306.83	0.0973	0.0500	1
2	10.0000	146936.63	74153.35	0.1793	0.1000	1
3	25.0000	345885.54	173535.42	0.4139	0.2500	1
4	50.0000	611642.15	301930.96	0.7439	0.5000	1
5	75.0000	909781.98	449042.51	1.1204	0.7500	1
6	100.0000	1164898.31	583303.64	1.4471	1.0000	1

Average Calibration Factor = 1.637026 (%RSD = 12.17)

Endosulfan I

Component Type : Single Peak Component
Retention Time : 6.976 min Search Window: 0.50 s, 0.50 %
Reference Component: Heptachlor epoxide
Find peak closest to expected RT in window
Internal Standard : Int Std
Use Average Calibration Factor (Area ratio / Amount ratio)
User Values:
Label :
Value 1: 0.000000
Value 2: 0.000000
Value 3: 0.000000
Value 4: 0.000000
Value 5: 0.000000
Calibration Levels:

Level Name	Amount	Area	Height	ISTD Resp.	ISTD Amt.	# Replicates
1A	2.0000	30970.32	13961.93	0.0393	0.0200	1
1	5.0000	83686.97	38725.56	0.1021	0.0500	1
2	10.0000	165137.85	72544.84	0.2015	0.1000	1
3	25.0000	391704.62	168742.87	0.4687	0.2500	1
4	50.0000	663390.24	287829.78	0.8068	0.5000	1
5	75.0000	1016983.45	441090.64	1.2524	0.7500	1
6	100.0000	1322403.35	560342.07	1.6428	1.0000	1

Average Calibration Factor = 1.831968 (%RSD = 10.14)

DDT Breakdown

Component Type : Named Group
Group Members:
4,4'-DDE
4,4'-DDD
4,4'-DDT

Internal Standard : Int Std
Quantitation will be done using response factor = 1.000000e+06

4,4'-DDE

Component Type : Single Peak Component
Retention Time : 7.182 min Search Window: 0.50 s, 0.50 %
Reference Component: Heptachlor epoxide
Find largest peak in window
Internal Standard : Int Std
Use Average Calibration Factor (Area ratio / Amount ratio)
User Values:
Label :
Value 1: 0.000000
Value 2: 0.000000
Value 3: 0.000000
Value 4: 0.000000
Value 5: 0.000000
Calibration Levels:

Level Name	Amount	Area	Height	ISTD Resp.	ISTD Amt.	# Replicates
1a	2.0000	21102.92	11382.02	0.0268	0.0200	1
1	5.0000	65204.43	33456.42	0.0796	0.0500	1
2	10.0000	124771.26	62599.94	0.1522	0.1000	1
3	25.0000	314026.44	149217.88	0.3758	0.2500	1
4	50.0000	564054.14	266862.54	0.6860	0.5000	1
5	75.0000	866717.67	407029.72	1.0673	0.7500	1
6	100.0000	1132868.87	516260.96	1.4073	1.0000	1

Average Calibration Factor = 1.451199 (%RSD = 6.23)

Dieldrin

Component Type : Single Peak Component
Retention Time : 7.341 min Search Window: 0.50 s, 0.50 %
Reference Component: Heptachlor epoxide
Find largest peak in window
Internal Standard : Int Std
Use Average Calibration Factor (Area ratio / Amount ratio)
User Values:
Label :
Value 1: 0.000000
Value 2: 0.000000
Value 3: 0.000000
Value 4: 0.000000
Value 5: 0.000000
Calibration Levels:

Level Name	Amount	Area	Height	ISTD Resp.	ISTD Amt.	# Replicates
1a	2.0000	25301.67	12872.37	0.0321	0.0200	1
1	5.0000	76940.57	39234.42	0.0939	0.0500	1
2	10.0000	149122.43	72690.53	0.1819	0.1000	1
3	25.0000	363802.88	174106.62	0.4353	0.2500	1
4	50.0000	650708.03	307544.38	0.7914	0.5000	1
5	75.0000	975794.41	468048.77	1.2017	0.7500	1
6	100.0000	1289973.99	593147.54	1.6025	1.0000	1

Average Calibration Factor = 1.690240 (%RSD = 7.19)

Endrin Breakdown

Component Type : Named Group
Group Members:
Endrin
Endrin aldehyde
Endrin Ketone

Internal Standard : Int Std
Quantitation will be done using response factor = 1.000000e+06

Endrin
Component Type : Single Peak Component
Retention Time : 7.633 min Search Window: 0.50 s, 0.50 %
Reference Component:
Find largest peak in window
Internal Standard : Int Std
Use Average Calibration Factor (Area ratio / Amount ratio)
User Values:
Label :
Value 1: 0.000000
Value 2: 0.000000
Value 3: 0.000000
Value 4: 0.000000
Value 5: 0.000000
Calibration Levels:

Level Name	Amount	Area	Height	ISTD Resp.	ISTD Amt.	# Replicates
1	5.0000	70550.98	34953.99	0.0861	0.0500	1
2	10.0000	133546.03	65180.32	0.1629	0.1000	1
3	25.0000	315080.74	152033.33	0.3770	0.2500	1
4	50.0000	569896.85	275093.48	0.6931	0.5000	1
5	75.0000	853019.31	414998.66	1.0505	0.7500	1
6	100.0000	1073505.94	522301.55	1.3336	1.0000	1

Average Calibration Factor = 1.496631 (%RSD = 10.20)

4,4'-DDD
Component Type : Single Peak Component
Retention Time : 7.855 min Search Window: 0.60 s, 0.50 %
Reference Component: Endrin
Find largest peak in window
Internal Standard : Int Std
Use Average Calibration Factor (Area ratio / Amount ratio)
User Values:
Label :
Value 1: 0.000000
Value 2: 0.000000
Value 3: 0.000000
Value 4: 0.000000
Value 5: 0.000000
Calibration Levels:

Level Name	Amount	Area	Height	ISTD Resp.	ISTD Amt.	# Replicates
1a	2.0000	16656.62	8496.11	0.0211	0.0200	1
1	5.0000	45831.26	23929.11	0.0559	0.0500	1
2	10.0000	86175.17	45043.53	0.1051	0.1000	1
3	25.0000	206908.50	109952.23	0.2476	0.2500	1
4	50.0000	387806.21	201648.60	0.4716	0.5000	1
5	75.0000	575432.98	296284.96	0.7086	0.7500	1
6	100.0000	723748.44	378260.30	0.8991	1.0000	1

Average Calibration Factor = 1.000654 (%RSD = 7.80)

Endosulfan II
Component Type : Single Peak Component
Retention Time : 7.919 min Search Window: 0.25 s, 0.25 %
Reference Component: Endrin
Find largest peak in window
Internal Standard : Int Std
Use Average Calibration Factor (Area ratio / Amount ratio)
User Values:
Label :
Value 1: 0.000000

Value 2: 0.000000
Value 3: 0.000000
Value 4: 0.000000
Value 5: 0.000000

Calibration Levels:

Level Name	Amount	Area	Height	ISTD Resp.	ISTD Amt.	# Replicates
1	5.0000	63391.32	31445.34	0.0774	0.0500	1
2	10.0000	122518.98	57923.71	0.1495	0.1000	1
3	25.0000	294215.17	138959.32	0.3520	0.2500	1
4	50.0000	511033.35	230314.62	0.6215	0.5000	1
5	75.0000	790796.20	361171.33	0.9738	0.7500	1
6	100.0000	1008570.64	457430.02	1.2529	1.0000	1

Average Calibration Factor = 1.374103 (%RSD = 9.39)

Endrin aldehyde

Component Type : Single Peak Component
Retention Time : 8.088 min Search Window: 0.75 s, 0.75 %
Reference Component: Endrin
Find largest peak in window
Internal Standard : Int Std
Use Average Calibration Factor (Area ratio / Amount ratio)
User Values:
Label :
Value 1: 0.000000
Value 2: 0.000000
Value 3: 0.000000
Value 4: 0.000000
Value 5: 0.000000

Calibration Levels:

Level Name	Amount	Area	Height	ISTD Resp.	ISTD Amt.	# Replicates
1	5.0000	38607.18	19000.59	0.0471	0.0500	1
2	10.0000	72516.03	35453.52	0.0885	0.1000	1
3	25.0000	171463.22	82548.74	0.2052	0.2500	1
4	50.0000	334245.97	159461.90	0.4065	0.5000	1
5	75.0000	484358.32	218843.57	0.5965	0.7500	1
6	100.0000	615122.90	278285.13	0.7641	1.0000	1

Average Calibration Factor = 0.836695 (%RSD = 7.80)

4,4'-DDT

Component Type : Single Peak Component
Retention Time : 8.254 min Search Window: 0.75 s, 0.75 %
Reference Component: Endrin
Find largest peak in window
Internal Standard : Int Std
Use Average Calibration Factor (Area ratio / Amount ratio)
User Values:
Label :
Value 1: 0.000000
Value 2: 0.000000
Value 3: 0.000000
Value 4: 0.000000
Value 5: 0.000000

Calibration Levels:

Level Name	Amount	Area	Height	ISTD Resp.	ISTD Amt.	# Replicates
1a	2.0000	16953.61	9404.42	0.0215	0.0200	1
1	5.0000	50267.47	27138.16	0.0614	0.0500	1
2	10.0000	94719.53	50407.96	0.1156	0.1000	1
3	25.0000	243137.21	122708.95	0.2909	0.2500	1
4	50.0000	430003.28	217522.68	0.5230	0.5000	1
5	75.0000	650448.09	326164.90	0.8010	0.7500	1

6	100.0000	838318.47	416537.77	1.0414	1.0000	1

Average Calibration Factor = 1.111070 (%RSD = 6.41)

Endosulfan sulfate

Component Type : Single Peak Component
Retention Time : 8.385 min Search Window: 0.50 s, 0.50 %
Reference Component: Endrin
Find largest peak in window
Internal Standard : Int Std
Use Average Calibration Factor (Area ratio / Amount ratio)
User Values:
Label :
Value 1: 0.000000
Value 2: 0.000000
Value 3: 0.000000
Value 4: 0.000000
Value 5: 0.000000
Calibration Levels:

Level Name	Amount	Area	Height	ISTD Resp.	ISTD Amt.	# Replicates
1	5.0000	45791.98	23648.22	0.0559	0.0500	1
2	10.0000	89006.21	43817.14	0.1086	0.1000	1
3	25.0000	216180.89	105896.75	0.2587	0.2500	1
4	50.0000	423460.08	201244.08	0.5150	0.5000	1
5	75.0000	578118.92	275468.65	0.7119	0.7500	1
6	100.0000	738572.51	347782.06	0.9175	1.0000	1

Average Calibration Factor = 1.022510 (%RSD = 7.54)

Methoxychlor

Component Type : Single Peak Component
Retention Time : 8.859 min Search Window: 0.30 s, 0.30 %
Reference Component: Endrin
Find largest peak in window
Internal Standard : Int Std
Use Average Calibration Factor (Area ratio / Amount ratio)
User Values:
Label :
Value 1: 0.000000
Value 2: 0.000000
Value 3: 0.000000
Value 4: 0.000000
Value 5: 0.000000
Calibration Levels:

Level Name	Amount	Area	Height	ISTD Resp.	ISTD Amt.	# Replicates
1	5.0000	17350.88	10817.80	0.0212	0.0500	1
2	10.0000	34258.66	20654.91	0.0418	0.1000	1
3	25.0000	114362.47	56946.27	0.1368	0.2500	1
4	50.0000	206949.63	102059.68	0.2517	0.5000	1
5	75.0000	301299.26	148643.82	0.3710	0.7500	1
6	100.0000	380269.38	186189.50	0.4724	1.0000	1

Average Calibration Factor = 0.476555 (%RSD = 10.42)

Endrin Ketone

Component Type : Single Peak Component
Retention Time : 8.945 min Search Window: 0.30 s, 0.30 %
Reference Component: Endrin
Find largest peak in window
Internal Standard : Int Std
Use Average Calibration Factor (Area ratio / Amount ratio)

User Values:
Label :
Value 1: 0.000000
Value 2: 0.000000
Value 3: 0.000000
Value 4: 0.000000
Value 5: 0.000000

Calibration Levels:

Level Name	Amount	Area	Height	ISTD Resp.	ISTD Amt.	# Replicates
1	5.0000	52828.75	26684.55	0.0645	0.0500	1
2	10.0000	99280.83	49579.02	0.1211	0.1000	1
3	25.0000	257832.30	122202.82	0.3085	0.2500	1
4	50.0000	490757.13	225905.58	0.5969	0.5000	1
5	75.0000	691709.76	316819.35	0.8518	0.7500	1
6	100.0000	879149.44	402552.71	1.0921	1.0000	1

Average Calibration Factor = 1.192727 (%RSD = 5.90)

Mirex

Component Type : Single Peak Component
Retention Time : 9.487 min Search Window: 0.30 s, 0.30 %
Reference Component: Endrin
Find largest peak in window
Internal Standard : Int Std
Use Average Calibration Factor (Area ratio / Amount ratio)
User Values:
Label :
Value 1: 0.000000
Value 2: 0.000000
Value 3: 0.000000
Value 4: 0.000000
Value 5: 0.000000

Calibration Levels:

Level Name	Amount	Area	Height	ISTD Resp.	ISTD Amt.	# Replicates
1	5.0000	39704.24	20998.53	0.0485	0.0500	1
2	10.0000	75909.39	39153.47	0.0926	0.1000	1
3	25.0000	175398.95	89028.28	0.2099	0.2500	1
4	50.0000	321309.17	161163.87	0.3908	0.5000	1
5	75.0000	440148.16	221757.49	0.5420	0.7500	1
6	100.0000	556434.53	280355.43	0.6912	1.0000	1

Average Calibration Factor = 0.821703 (%RSD = 13.49)

% DCBP

Component Type : Single Peak Component
Retention Time : 10.494 min Search Window: 1.50 s, 1.50 %
Reference Component: Endrin
Find largest peak in window
Internal Standard : Int Std
Use Average Calibration Factor (Area ratio / Amount ratio)
User Values:
Label :
Value 1: 0.000000
Value 2: 0.000000
Value 3: 0.000000
Value 4: 0.000000
Value 5: 0.000000

Calibration Levels:

Level Name	Amount	Area	Height	ISTD Resp.	ISTD Amt.	# Replicates
1	20.0000	157008.31	76157.48	0.1916	0.2000	1
2	40.0000	298556.93	138945.68	0.3642	0.4000	1

3	60.0000	443140.22	199598.46	0.5302	0.6000	1
4	80.0000	593726.32	267830.77	0.7221	0.8000	1
5	100.0000	659877.31	293650.52	0.8126	1.0000	1
6	120.0000	761430.80	339041.03	0.9459	1.2000	1

Average Calibration Factor = 0.875985 (%RSD = 7.30)

Calibration Replicate Lists:

Component: Int Std

Level : 1

Area	Height	Vol Adj Amt	ISTD Response	ISTD Amount	Date/Time	File
819330.62	300405.57	100.0000	1.0000	1.0000	11/20/2019 08:08 AM	GEDIT.RS

Level : 1A

Area	Height	Vol Adj Amt	ISTD Response	ISTD Amount	Date/Time	File
787899.94	295873.44	100.0000	1.0000	1.0000	11/20/2019 08:06 AM	GEDIT.RS

Level : 1G

Area	Height	Vol Adj Amt	ISTD Response	ISTD Amount	Date/Time	File
812200.35	312560.46	100.0000	1.0000	1.0000	11/20/2019 08:06 AM	GEDIT.RS

Level : 2

Area	Height	Vol Adj Amt	ISTD Response	ISTD Amount	Date/Time	File
819706.57	305571.61	100.0000	1.0000	1.0000	11/20/2019 08:08 AM	GEDIT.RS

Level : 3

Area	Height	Vol Adj Amt	ISTD Response	ISTD Amount	Date/Time	File
835728.54	320008.05	100.0000	1.0000	1.0000	11/20/2019 08:06 AM	GEDIT.RS

Level : 4

Area	Height	Vol Adj Amt	ISTD Response	ISTD Amount	Date/Time	File
822245.31	313683.67	100.0000	1.0000	1.0000	11/20/2019 08:06 AM	GEDIT.RS

Level : 5

Area	Height	Vol Adj Amt	ISTD Response	ISTD Amount	Date/Time	File
812039.60	298418.80	100.0000	1.0000	1.0000	11/20/2019 08:06 AM	GEDIT.RS

Level : 6

Area	Height	Vol Adj Amt	ISTD Response	ISTD Amount	Date/Time	File
804991.25	297554.76	100.0000	1.0000	1.0000	11/20/2019 08:06 AM	GEDIT.RS

Component: % TCMX

Level : 1

Area	Height	Vol Adj Amt	ISTD Response	ISTD Amount	Date/Time	File
259762.48	117798.31	20.0000	0.3170	0.2000	11/20/2019 08:08 AM	GEDIT.RS

Level : 2

Area	Height	Vol Adj Amt	ISTD Response	ISTD Amount	Date/Time	File
460753.83	215472.54	40.0000	0.5621	0.4000	11/20/2019 08:08 AM	GEDIT.RS

Level : 3

Area	Height	Vol Adj Amt	ISTD Response	ISTD Amount	Date/Time	File
643103.56	311649.22	60.0000	0.7695	0.6000	11/20/2019 08:06 AM	GEDIT.RS

Level : 5

Area	Height	Vol Adj Amt	ISTD Response	ISTD Amount	Date/Time	File
963442.86	456682.94	100.0000	1.1864	1.0000	11/20/2019 08:06 AM	GEDIT.RS

Level : 6

Area	Height	Vol Adj Amt	ISTD Response	ISTD Amount	Date/Time	File
1104024.70	523938.29	120.0000	1.3715	1.2000	11/20/2019 08:06 AM	GEDIT.RS

Component: Hexachlorobenzene

Level : 1A

Area	Height	Vol Adj Amt	ISTD Response	ISTD Amount	Date/Time	File
38758.44	22030.49	2.0000	0.0492	0.0200	11/20/2019 08:06 AM	GEDIT.RS

Level : 1

Area	Height	Vol Adj Amt	ISTD Response	ISTD Amount	Date/Time	File
106199.62	62520.93	5.0000	0.1296	0.0500	11/20/2019 08:08 AM	GEDIT.RS

Level : 2

Area	Height	Vol Adj Amt	ISTD Response	ISTD Amount	Date/Time	File
201768.26	115790.45	10.0000	0.2461	0.1000	11/20/2019 08:08 AM	GEDIT.RS

Level : 3

Area	Height	Vol Adj Amt	ISTD Response	ISTD Amount	Date/Time	File
483819.65	269525.09	25.0000	0.5789	0.2500	11/20/2019 08:06 AM	GEDIT.RS

Level : 4

Area	Height	Vol Adj Amt	ISTD Response	ISTD Amount	Date/Time	File
876977.75	488773.38	50.0000	1.0666	0.5000	11/20/2019 08:06 AM	GEDIT.RS

Level : 5

Area	Height	Vol Adj Amt	ISTD Response	ISTD Amount	Date/Time	File
1256940.84	705101.24	75.0000	1.5479	0.7500	11/20/2019 08:06 AM	GEDIT.RS

Level : 6

Area	Height	Vol Adj Amt	ISTD Response	ISTD Amount	Date/Time	File
1624437.46	829502.99	100.0000	2.0180	1.0000	11/20/2019 08:06 AM	GEDIT.RS

Component: a-BHC

Level : 1a

Area	Height	Vol Adj Amt	ISTD Response	ISTD Amount	Date/Time	File
43165.43	23174.76	2.0000	0.0548	0.0200	11/20/2019 08:06 AM	GEDIT.RS

Level : 1

Area	Height	Vol Adj Amt	ISTD Response	ISTD Amount	Date/Time	File
135283.34	69883.23	5.0000	0.1651	0.0500	11/20/2019 08:08 AM	GEDIT.RS

Level : 2

Area	Height	Vol Adj Amt	ISTD Response	ISTD Amount	Date/Time	File
239863.44	124058.05	10.0000	0.2926	0.1000	11/20/2019 08:08 AM	GEDIT.RS

Level : 3

Area	Height	Vol Adj Amt	ISTD Response	ISTD Amount	Date/Time	File
532050.58	273473.17	25.0000	0.6366	0.2500	11/20/2019 08:06 AM	GEDIT.RS

Level : 4

Area	Height	Vol Adj Amt	ISTD Response	ISTD Amount	Date/Time	File
805858.03	410061.02	50.0000	0.9801	0.5000	11/20/2019 08:06 AM	GEDIT.RS

Level : 5

Area	Height	Vol Adj Amt	ISTD Response	ISTD Amount	Date/Time	File
1341898.61	667381.12	75.0000	1.6525	0.7500	11/20/2019 08:06 AM	GEDIT.RS

Level : 6

Area	Height	Vol Adj Amt	ISTD Response	ISTD Amount	Date/Time	File
1634530.65	817467.44	100.0000	2.0305	1.0000	11/20/2019 08:06 AM	GEDIT.RS

Component: g-BHC

Level : 1

Area	Height	Vol Adj Amt	ISTD Response	ISTD Amount	Date/Time	File
112295.65	57621.90	5.0000	0.1371	0.0500	11/20/2019 08:08 AM	GEDIT.RS

Level : 2

Area	Height	Vol Adj Amt	ISTD Response	ISTD Amount	Date/Time	File
203212.33	106636.38	10.0000	0.2479	0.1000	11/20/2019 08:08 AM	GEDIT.RS

Level : 3

Area	Height	Vol Adj Amt	ISTD Response	ISTD Amount	Date/Time	File
450717.74	242947.34	25.0000	0.5393	0.2500	11/20/2019 08:06 AM	GEDIT.RS

Level : 4

Area	Height	Vol Adj Amt	ISTD Response	ISTD Amount	Date/Time	File

827829.24	440013.46	50.0000	1.0068	0.5000	11/20/2019 08:06 AM	GEDIT.RS

Level : 5

Area	Height	Vol Adj Amt	ISTD Response	ISTD Amount	Date/Time	File
1186922.49	619466.74	75.0000	1.4617	0.7500	11/20/2019 08:06 AM	GEDIT.RS

Level : 6

Area	Height	Vol Adj Amt	ISTD Response	ISTD Amount	Date/Time	File
1500939.40	789602.39	100.0000	1.8645	1.0000	11/20/2019 08:06 AM	GEDIT.RS

Component: b-BHC

Level : 1a

Area	Height	Vol Adj Amt	ISTD Response	ISTD Amount	Date/Time	File
12011.81	7504.38	2.0000	0.0152	0.0200	11/20/2019 08:06 AM	GEDIT.RS

Level : 1

Area	Height	Vol Adj Amt	ISTD Response	ISTD Amount	Date/Time	File
32967.22	18473.37	5.0000	0.0402	0.0500	11/20/2019 08:08 AM	GEDIT.RS

Level : 2

Area	Height	Vol Adj Amt	ISTD Response	ISTD Amount	Date/Time	File
61867.31	34146.48	10.0000	0.0755	0.1000	11/20/2019 08:08 AM	GEDIT.RS

Level : 3

Area	Height	Vol Adj Amt	ISTD Response	ISTD Amount	Date/Time	File
143656.40	78895.65	25.0000	0.1719	0.2500	11/20/2019 08:06 AM	GEDIT.RS

Level : 4

Area	Height	Vol Adj Amt	ISTD Response	ISTD Amount	Date/Time	File
284991.11	153585.76	50.0000	0.3466	0.5000	11/20/2019 08:06 AM	GEDIT.RS

Level : 5

Area	Height	Vol Adj Amt	ISTD Response	ISTD Amount	Date/Time	File
367152.58	197704.70	75.0000	0.4521	0.7500	11/20/2019 08:06 AM	GEDIT.RS

Level : 6

Area	Height	Vol Adj Amt	ISTD Response	ISTD Amount	Date/Time	File
458932.67	248193.29	100.0000	0.5701	1.0000	11/20/2019 08:06 AM	GEDIT.RS

Component: d-BHC

Level : 1a

Area	Height	Vol Adj Amt	ISTD Response	ISTD Amount	Date/Time	File
40341.49	21497.28	2.0000	0.0512	0.0200	11/20/2019 08:06 AM	GEDIT.RS

Level : 1

Area	Height	Vol Adj Amt	ISTD Response	ISTD Amount	Date/Time	File
89410.81	50078.56	5.0000	0.1091	0.0500	11/20/2019 08:08 AM	GEDIT.RS

Level : 2

Area	Height	Vol Adj Amt	ISTD Response	ISTD Amount	Date/Time	File
169889.12	94405.72	10.0000	0.2073	0.1000	11/20/2019 08:08 AM	GEDIT.RS

Level : 3

Area	Height	Vol Adj Amt	ISTD Response	ISTD Amount	Date/Time	File
408873.31	222306.92	25.0000	0.4892	0.2500	11/20/2019 08:06 AM	GEDIT.RS

Level : 4

Area	Height	Vol Adj Amt	ISTD Response	ISTD Amount	Date/Time	File
769648.07	412156.32	50.0000	0.9360	0.5000	11/20/2019 08:06 AM	GEDIT.RS

Level : 5

Area	Height	Vol Adj Amt	ISTD Response	ISTD Amount	Date/Time	File
1106145.27	577991.86	75.0000	1.3622	0.7500	11/20/2019 08:06 AM	GEDIT.RS

Level : 6

Area	Height	Vol Adj Amt	ISTD Response	ISTD Amount	Date/Time	File
1398401.32	724354.53	100.0000	1.7372	1.0000	11/20/2019 08:06 AM	GEDIT.RS

Component: Heptachlor

Level : 1A

Area	Height	Vol Adj Amt	ISTD Response	ISTD Amount	Date/Time	File
42984.92	22803.87	2.0000	0.0546	0.0200	11/20/2019 08:06 AM	GEDIT.RS

Level : 1

Area	Height	Vol Adj Amt	ISTD Response	ISTD Amount	Date/Time	File
110771.60	59142.60	5.0000	0.1352	0.0500	11/20/2019 08:08 AM	GEDIT.RS

Level : 2

Area	Height	Vol Adj Amt	ISTD Response	ISTD Amount	Date/Time	File
203127.54	109006.94	10.0000	0.2478	0.1000	11/20/2019 08:08 AM	GEDIT.RS

Level : 3

Area	Height	Vol Adj Amt	ISTD Response	ISTD Amount	Date/Time	File
458430.63	247067.11	25.0000	0.5485	0.2500	11/20/2019 08:06 AM	GEDIT.RS

Level : 4

Area	Height	Vol Adj Amt	ISTD Response	ISTD Amount	Date/Time	File
812125.75	432819.33	50.0000	0.9877	0.5000	11/20/2019 08:06 AM	GEDIT.RS

Level : 5

Area	Height	Vol Adj Amt	ISTD Response	ISTD Amount	Date/Time	File
1200791.55	642674.64	75.0000	1.4787	0.7500	11/20/2019 08:06 AM	GEDIT.RS

Level : 6

Area	Height	Vol Adj Amt	ISTD Response	ISTD Amount	Date/Time	File
1527550.75	800531.51	100.0000	1.8976	1.0000	11/20/2019 08:06 AM	GEDIT.RS

Component: Aldrin

Level : 1a

Area	Height	Vol Adj Amt	ISTD Response	ISTD Amount	Date/Time	File
35409.88	18489.83	2.0000	0.0449	0.0200	11/20/2019 08:06 AM	GEDIT.RS

Level : 1

Area	Height	Vol Adj Amt	ISTD Response	ISTD Amount	Date/Time	File
103807.22	53341.76	5.0000	0.1267	0.0500	11/20/2019 08:08 AM	GEDIT.RS

Level : 2

Area	Height	Vol Adj Amt	ISTD Response	ISTD Amount	Date/Time	File
190121.64	97870.44	10.0000	0.2319	0.1000	11/20/2019 08:08 AM	GEDIT.RS

Level : 3

Area	Height	Vol Adj Amt	ISTD Response	ISTD Amount	Date/Time	File
437786.34	226914.18	25.0000	0.5238	0.2500	11/20/2019 08:06 AM	GEDIT.RS

Level : 4

Area	Height	Vol Adj Amt	ISTD Response	ISTD Amount	Date/Time	File
765619.49	391219.21	50.0000	0.9311	0.5000	11/20/2019 08:06 AM	GEDIT.RS

Level : 5

Area	Height	Vol Adj Amt	ISTD Response	ISTD Amount	Date/Time	File
1136524.07	585524.93	75.0000	1.3996	0.7500	11/20/2019 08:06 AM	GEDIT.RS

Level : 6

Area	Height	Vol Adj Amt	ISTD Response	ISTD Amount	Date/Time	File
1451166.06	736126.01	100.0000	1.8027	1.0000	11/20/2019 08:06 AM	GEDIT.RS

Component: Heptachlor epoxide

Level : 1

Area	Height	Vol Adj Amt	ISTD Response	ISTD Amount	Date/Time	File
87042.80	43777.78	5.0000	0.1062	0.0500	11/20/2019 08:08 AM	GEDIT.RS

Level : 2

Area	Height	Vol Adj Amt	ISTD Response	ISTD Amount	Date/Time	File
163542.44	81174.30	10.0000	0.1995	0.1000	11/20/2019 08:08 AM	GEDIT.RS

Level : 3

Area	Height	Vol Adj Amt	ISTD Response	ISTD Amount	Date/Time	File
393920.58	189049.22	25.0000	0.4713	0.2500	11/20/2019 08:06 AM	GEDIT.RS

Level : 4

Area	Height	Vol Adj Amt	ISTD Response	ISTD Amount	Date/Time	File
699261.57	334091.23	50.0000	0.8504	0.5000	11/20/2019 08:06 AM	GEDIT.RS

Level : 5

Area	Height	Vol Adj Amt	ISTD Response	ISTD Amount	Date/Time	File
1025775.23	494564.69	75.0000	1.2632	0.7500	11/20/2019 08:06 AM	GEDIT.RS

Level : 6

Area	Height	Vol Adj Amt	ISTD Response	ISTD Amount	Date/Time	File
1304325.59	626734.35	100.0000	1.6203	1.0000	11/20/2019 08:06 AM	GEDIT.RS

Component: g-Chlordane

Level : 1

Area	Height	Vol Adj Amt	ISTD Response	ISTD Amount	Date/Time	File
92756.18	41631.66	5.0000	0.1132	0.0500	11/20/2019 08:08 AM	GEDIT.RS

Level : 2

Area	Height	Vol Adj Amt	ISTD Response	ISTD Amount	Date/Time	File
165184.20	76522.13	10.0000	0.2015	0.1000	11/20/2019 08:08 AM	GEDIT.RS

Level : 3

Area	Height	Vol Adj Amt	ISTD Response	ISTD Amount	Date/Time	File
381544.61	177928.40	25.0000	0.4565	0.2500	11/20/2019 08:06 AM	GEDIT.RS

Level : 4

Area	Height	Vol Adj Amt	ISTD Response	ISTD Amount	Date/Time	File
676616.51	316050.18	50.0000	0.8229	0.5000	11/20/2019 08:06 AM	GEDIT.RS

Level : 5

Area	Height	Vol Adj Amt	ISTD Response	ISTD Amount	Date/Time	File
1004083.52	466087.00	75.0000	1.2365	0.7500	11/20/2019 08:06 AM	GEDIT.RS

Level : 6

Area	Height	Vol Adj Amt	ISTD Response	ISTD Amount	Date/Time	File
1285467.44	600417.53	100.0000	1.5969	1.0000	11/20/2019 08:06 AM	GEDIT.RS

Component: a-Chlordane

Level : 1

Area	Height	Vol Adj Amt	ISTD Response	ISTD Amount	Date/Time	File
79698.60	40306.83	5.0000	0.0973	0.0500	11/20/2019 08:08 AM	GEDIT.RS

Level : 2

Area	Height	Vol Adj Amt	ISTD Response	ISTD Amount	Date/Time	File
146936.63	74153.35	10.0000	0.1793	0.1000	11/20/2019 08:08 AM	GEDIT.RS

Level : 3

Area	Height	Vol Adj Amt	ISTD Response	ISTD Amount	Date/Time	File
345885.54	173535.42	25.0000	0.4139	0.2500	11/20/2019 08:06 AM	GEDIT.RS

Level : 4

Area	Height	Vol Adj Amt	ISTD Response	ISTD Amount	Date/Time	File
611642.15	301930.96	50.0000	0.7439	0.5000	11/20/2019 08:06 AM	GEDIT.RS

Level : 5

Area	Height	Vol Adj Amt	ISTD Response	ISTD Amount	Date/Time	File
909781.98	449042.51	75.0000	1.1204	0.7500	11/20/2019 08:06 AM	GEDIT.RS

Level : 6

Area	Height	Vol Adj Amt	ISTD Response	ISTD Amount	Date/Time	File
1164898.31	583303.64	100.0000	1.4471	1.0000	11/20/2019 08:06 AM	GEDIT.RS

Component: Endosulfan I

Level : 1A

Area	Height	Vol Adj Amt	ISTD Response	ISTD Amount	Date/Time	File
30970.32	13961.93	2.0000	0.0393	0.0200	11/20/2019 08:06 AM	GEDIT.RS

Level : 1

Area	Height	Vol Adj Amt	ISTD Response	ISTD Amount	Date/Time	File
83686.97	38725.56	5.0000	0.1021	0.0500	11/20/2019 08:08 AM	GEDIT.RS

Level : 2

Area	Height	Vol Adj Amt	ISTD Response	ISTD Amount	Date/Time	File
165137.85	72544.84	10.0000	0.2015	0.1000	11/20/2019 08:08 AM	GEDIT.RS

Level : 3

Area	Height	Vol Adj Amt	ISTD Response	ISTD Amount	Date/Time	File
391704.62	168742.87	25.0000	0.4687	0.2500	11/20/2019 08:06 AM	GEDIT.RS

Level : 4

Area	Height	Vol Adj Amt	ISTD Response	ISTD Amount	Date/Time	File

663390.24	287829.78	50.0000	0.8068	0.5000	11/20/2019 08:06 AM	GEDIT.RS

Level : 5

Area	Height	Vol Adj Amt	ISTD Response	ISTD Amount	Date/Time	File
1016983.45	441090.64	75.0000	1.2524	0.7500	11/20/2019 08:06 AM	GEDIT.RS

Level : 6

Area	Height	Vol Adj Amt	ISTD Response	ISTD Amount	Date/Time	File
1322403.35	560342.07	100.0000	1.6428	1.0000	11/20/2019 08:06 AM	GEDIT.RS

Component: DDT Breakdown

This component has no calibration levels

Component: 4,4'-DDE

Level : 1a

Area	Height	Vol Adj Amt	ISTD Response	ISTD Amount	Date/Time	File
21102.92	11382.02	2.0000	0.0268	0.0200	11/20/2019 08:06 AM	GEDIT.RS

Level : 1

Area	Height	Vol Adj Amt	ISTD Response	ISTD Amount	Date/Time	File
65204.43	33456.42	5.0000	0.0796	0.0500	11/20/2019 08:08 AM	GEDIT.RS

Level : 2

Area	Height	Vol Adj Amt	ISTD Response	ISTD Amount	Date/Time	File
124771.26	62599.94	10.0000	0.1522	0.1000	11/20/2019 08:08 AM	GEDIT.RS

Level : 3

Area	Height	Vol Adj Amt	ISTD Response	ISTD Amount	Date/Time	File
314026.44	149217.88	25.0000	0.3758	0.2500	11/20/2019 08:06 AM	GEDIT.RS

Level : 4

Area	Height	Vol Adj Amt	ISTD Response	ISTD Amount	Date/Time	File
564054.14	266862.54	50.0000	0.6860	0.5000	11/20/2019 08:06 AM	GEDIT.RS

Level : 5

Area	Height	Vol Adj Amt	ISTD Response	ISTD Amount	Date/Time	File
866717.67	407029.72	75.0000	1.0673	0.7500	11/20/2019 08:06 AM	GEDIT.RS

Level : 6

Area	Height	Vol Adj Amt	ISTD Response	ISTD Amount	Date/Time	File
1132868.87	516260.96	100.0000	1.4073	1.0000	11/20/2019 08:06 AM	GEDIT.RS

Component: Dieldrin

Level : 1a

Area	Height	Vol Adj Amt	ISTD Response	ISTD Amount	Date/Time	File

25301.67	12872.37	2.0000	0.0321	0.0200	11/20/2019	08:06 AM	GEDIT.RS

Level : 1

Area	Height	Vol Adj Amt	ISTD Response	ISTD Amount	Date/Time		File
76940.57	39234.42	5.0000	0.0939	0.0500	11/20/2019	08:08 AM	GEDIT.RS

Level : 2

Area	Height	Vol Adj Amt	ISTD Response	ISTD Amount	Date/Time		File
149122.43	72690.53	10.0000	0.1819	0.1000	11/20/2019	08:08 AM	GEDIT.RS

Level : 3

Area	Height	Vol Adj Amt	ISTD Response	ISTD Amount	Date/Time		File
363802.88	174106.62	25.0000	0.4353	0.2500	11/20/2019	08:06 AM	GEDIT.RS

Level : 4

Area	Height	Vol Adj Amt	ISTD Response	ISTD Amount	Date/Time		File
650708.03	307544.38	50.0000	0.7914	0.5000	11/20/2019	08:06 AM	GEDIT.RS

Level : 5

Area	Height	Vol Adj Amt	ISTD Response	ISTD Amount	Date/Time		File
975794.41	468048.77	75.0000	1.2017	0.7500	11/20/2019	08:06 AM	GEDIT.RS

Level : 6

Area	Height	Vol Adj Amt	ISTD Response	ISTD Amount	Date/Time		File
1289973.99	593147.54	100.0000	1.6025	1.0000	11/20/2019	08:06 AM	GEDIT.RS

Component: Endrin Breakdown

This component has no calibration levels

Component: Endrin

Level : 1

Area	Height	Vol Adj Amt	ISTD Response	ISTD Amount	Date/Time		File
70550.98	34953.99	5.0000	0.0861	0.0500	11/20/2019	08:08 AM	GEDIT.RS

Level : 2

Area	Height	Vol Adj Amt	ISTD Response	ISTD Amount	Date/Time		File
133546.03	65180.32	10.0000	0.1629	0.1000	11/20/2019	08:08 AM	GEDIT.RS

Level : 3

Area	Height	Vol Adj Amt	ISTD Response	ISTD Amount	Date/Time		File
315080.74	152033.33	25.0000	0.3770	0.2500	11/20/2019	08:06 AM	GEDIT.RS

Level : 4

Area	Height	Vol Adj Amt	ISTD Response	ISTD Amount	Date/Time		File
569898.95	275093.48	50.0000	0.6991	0.5000	11/20/2019	08:06 AM	GEDIT.RS

Level : 5

Area	Height	Vol Adj Amt	ISTD Response	ISTD Amount	Date/Time	File
853019.31	414998.66	75.0000	1.0505	0.7500	11/20/2019 08:06 AM	GEDIT.RS

Level : 6

Area	Height	Vol Adj Amt	ISTD Response	ISTD Amount	Date/Time	File
1073505.94	522301.55	100.0000	1.3336	1.0000	11/20/2019 08:06 AM	GEDIT.RS

Component: 4,4'-DDD

Level : 1a

Area	Height	Vol Adj Amt	ISTD Response	ISTD Amount	Date/Time	File
16656.62	8496.11	2.0000	0.0211	0.0200	11/20/2019 08:06 AM	GEDIT.RS

Level : 1

Area	Height	Vol Adj Amt	ISTD Response	ISTD Amount	Date/Time	File
45831.26	23929.11	5.0000	0.0559	0.0500	11/20/2019 08:08 AM	GEDIT.RS

Level : 2

Area	Height	Vol Adj Amt	ISTD Response	ISTD Amount	Date/Time	File
86175.17	45043.53	10.0000	0.1051	0.1000	11/20/2019 08:08 AM	GEDIT.RS

Level : 3

Area	Height	Vol Adj Amt	ISTD Response	ISTD Amount	Date/Time	File
206908.50	109952.23	25.0000	0.2476	0.2500	11/20/2019 08:06 AM	GEDIT.RS

Level : 4

Area	Height	Vol Adj Amt	ISTD Response	ISTD Amount	Date/Time	File
387806.21	201648.60	50.0000	0.4716	0.5000	11/20/2019 08:06 AM	GEDIT.RS

Level : 5

Area	Height	Vol Adj Amt	ISTD Response	ISTD Amount	Date/Time	File
575432.98	296284.96	75.0000	0.7086	0.7500	11/20/2019 08:06 AM	GEDIT.RS

Level : 6

Area	Height	Vol Adj Amt	ISTD Response	ISTD Amount	Date/Time	File
723748.44	378260.30	100.0000	0.8991	1.0000	11/20/2019 08:06 AM	GEDIT.RS

Component: Endosulfan II

Level : 1

Area	Height	Vol Adj Amt	ISTD Response	ISTD Amount	Date/Time	File
63391.32	31445.34	5.0000	0.0774	0.0500	11/20/2019 08:08 AM	GEDIT.RS

Level : 2

Area	Height	Vol Adj Amt	ISTD Response	ISTD Amount	Date/Time	File
122518.98	57923.71	10.0000	0.1495	0.1000	11/20/2019 08:08 AM	GEDIT.RS

Level : 3

Area	Height	Vol Adj Amt	ISTD Response	ISTD Amount	Date/Time	File
294215.17	138959.32	25.0000	0.3520	0.2500	11/20/2019 08:06 AM	GEDIT.RS

Level : 4

Area	Height	Vol Adj Amt	ISTD Response	ISTD Amount	Date/Time	File
511033.35	230314.62	50.0000	0.6215	0.5000	11/20/2019 08:06 AM	GEDIT.RS

Level : 5

Area	Height	Vol Adj Amt	ISTD Response	ISTD Amount	Date/Time	File
790796.20	361171.33	75.0000	0.9738	0.7500	11/20/2019 08:06 AM	GEDIT.RS

Level : 6

Area	Height	Vol Adj Amt	ISTD Response	ISTD Amount	Date/Time	File
1008570.64	457430.02	100.0000	1.2529	1.0000	11/20/2019 08:06 AM	GEDIT.RS

Component: Endrin aldehyde

Level : 1

Area	Height	Vol Adj Amt	ISTD Response	ISTD Amount	Date/Time	File
38607.18	19000.59	5.0000	0.0471	0.0500	11/20/2019 08:08 AM	GEDIT.RS

Level : 2

Area	Height	Vol Adj Amt	ISTD Response	ISTD Amount	Date/Time	File
72516.03	35453.52	10.0000	0.0885	0.1000	11/20/2019 08:08 AM	GEDIT.RS

Level : 3

Area	Height	Vol Adj Amt	ISTD Response	ISTD Amount	Date/Time	File
171463.22	82548.74	25.0000	0.2052	0.2500	11/20/2019 08:06 AM	GEDIT.RS

Level : 4

Area	Height	Vol Adj Amt	ISTD Response	ISTD Amount	Date/Time	File
334245.97	159461.90	50.0000	0.4065	0.5000	11/20/2019 08:06 AM	GEDIT.RS

Level : 5

Area	Height	Vol Adj Amt	ISTD Response	ISTD Amount	Date/Time	File
484358.32	218843.57	75.0000	0.5965	0.7500	11/20/2019 08:06 AM	GEDIT.RS

Level : 6

Area	Height	Vol Adj Amt	ISTD Response	ISTD Amount	Date/Time	File
615122.90	278285.13	100.0000	0.7641	1.0000	11/20/2019 08:06 AM	GEDIT.RS

Component: 4,4'-DDT

Level : 1a

Area	Height	Vol Adj Amt	ISTD Response	ISTD Amount	Date/Time	File
16953.61	9404.42	2.0000	0.0215	0.0200	11/20/2019 08:06 AM	GEDIT.RS

Level : 1

Area	Height	Vol Adj Amt	ISTD Response	ISTD Amount	Date/Time	File
50267.47	27138.16	5.0000	0.0614	0.0500	11/20/2019 08:08 AM	GEDIT.RS

Level : 2

Area	Height	Vol Adj Amt	ISTD Response	ISTD Amount	Date/Time	File
94719.53	50407.96	10.0000	0.1156	0.1000	11/20/2019 08:08 AM	GEDIT.RS

Level : 3

Area	Height	Vol Adj Amt	ISTD Response	ISTD Amount	Date/Time	File
243137.21	122708.95	25.0000	0.2909	0.2500	11/20/2019 08:06 AM	GEDIT.RS

Level : 4

Area	Height	Vol Adj Amt	ISTD Response	ISTD Amount	Date/Time	File
430003.28	217522.68	50.0000	0.5230	0.5000	11/20/2019 08:06 AM	GEDIT.RS

Level : 5

Area	Height	Vol Adj Amt	ISTD Response	ISTD Amount	Date/Time	File
650448.09	326164.90	75.0000	0.8010	0.7500	11/20/2019 08:06 AM	GEDIT.RS

Level : 6

Area	Height	Vol Adj Amt	ISTD Response	ISTD Amount	Date/Time	File
838318.47	416537.77	100.0000	1.0414	1.0000	11/20/2019 08:06 AM	GEDIT.RS

Component: Endosulfan sulfate

Level : 1

Area	Height	Vol Adj Amt	ISTD Response	ISTD Amount	Date/Time	File
45791.98	23648.22	5.0000	0.0559	0.0500	11/20/2019 08:08 AM	GEDIT.RS

Level : 2

Area	Height	Vol Adj Amt	ISTD Response	ISTD Amount	Date/Time	File
89006.21	43817.14	10.0000	0.1086	0.1000	11/20/2019 08:08 AM	GEDIT.RS

Level : 3

Area	Height	Vol Adj Amt	ISTD Response	ISTD Amount	Date/Time	File
216180.89	105896.75	25.0000	0.2587	0.2500	11/20/2019 08:06 AM	GEDIT.RS

Level : 4

Area	Height	Vol Adj Amt	ISTD Response	ISTD Amount	Date/Time	File
423460.08	201244.08	50.0000	0.5150	0.5000	11/20/2019 08:06 AM	GEDIT.RS

Level : 5

Area	Height	Vol Adj Amt	ISTD Response	ISTD Amount	Date/Time	File
578118.92	275468.65	75.0000	0.7119	0.7500	11/20/2019 08:06 AM	GEDIT.RS

Level : 6

Area	Height	Vol Adj Amt	ISTD Response	ISTD Amount	Date/Time	File
738572.51	347782.06	100.0000	0.9175	1.0000	11/20/2019 08:06 AM	GEDIT.RS

Component: Methoxychlor

Level : 1

Area	Height	Vol Adj Amt	ISTD Response	ISTD Amount	Date/Time	File
17350.88	10817.80	5.0000	0.0212	0.0500	11/20/2019 08:08 AM	GEDIT.RS

Level : 2

Area	Height	Vol Adj Amt	ISTD Response	ISTD Amount	Date/Time	File
34258.66	20654.91	10.0000	0.0418	0.1000	11/20/2019 08:08 AM	GEDIT.RS

Level : 3

Area	Height	Vol Adj Amt	ISTD Response	ISTD Amount	Date/Time	File
114362.47	56946.27	25.0000	0.1368	0.2500	11/20/2019 08:06 AM	GEDIT.RS

Level : 4

Area	Height	Vol Adj Amt	ISTD Response	ISTD Amount	Date/Time	File
206949.63	102059.68	50.0000	0.2517	0.5000	11/20/2019 08:06 AM	GEDIT.RS

Level : 5

Area	Height	Vol Adj Amt	ISTD Response	ISTD Amount	Date/Time	File
301299.26	148643.82	75.0000	0.3710	0.7500	11/20/2019 08:06 AM	GEDIT.RS

Level : 6

Area	Height	Vol Adj Amt	ISTD Response	ISTD Amount	Date/Time	File
380269.38	186189.50	100.0000	0.4724	1.0000	11/20/2019 08:06 AM	GEDIT.RS

Component: Endrin Ketone

Level : 1

Area	Height	Vol Adj Amt	ISTD Response	ISTD Amount	Date/Time	File
52828.75	26684.55	5.0000	0.0645	0.0500	11/20/2019 08:08 AM	GEDIT.RS

Level : 2

Area	Height	Vol Adj Amt	ISTD Response	ISTD Amount	Date/Time	File
99280.82	49579.02	10.0000	0.1211	0.1000	11/20/2019 08:08 AM	GEDIT.RS

Level : 3

Area	Height	Vol Adj Amt	ISTD Response	ISTD Amount	Date/Time	File
257832.30	122202.82	25.0000	0.3085	0.2500	11/20/2019 08:06 AM	GEDIT.RS

Level : 4

Area	Height	Vol Adj Amt	ISTD Response	ISTD Amount	Date/Time	File
490757.13	225905.58	50.0000	0.5969	0.5000	11/20/2019 08:06 AM	GEDIT.RS

Level : 5

Area	Height	Vol Adj Amt	ISTD Response	ISTD Amount	Date/Time	File
691709.76	316819.35	75.0000	0.8518	0.7500	11/20/2019 08:06 AM	GEDIT.RS

Level : 6

Area	Height	Vol Adj Amt	ISTD Response	ISTD Amount	Date/Time	File
879149.44	402552.71	100.0000	1.0921	1.0000	11/20/2019 08:06 AM	GEDIT.RS

Component: Mirex

Level : 1

Area	Height	Vol Adj Amt	ISTD Response	ISTD Amount	Date/Time	File
39704.24	20998.53	5.0000	0.0485	0.0500	11/20/2019 08:08 AM	GEDIT.RS

Level : 2

Area	Height	Vol Adj Amt	ISTD Response	ISTD Amount	Date/Time	File
75909.39	39153.47	10.0000	0.0926	0.1000	11/20/2019 08:08 AM	GEDIT.RS

Level : 3

Area	Height	Vol Adj Amt	ISTD Response	ISTD Amount	Date/Time	File
175398.95	89028.28	25.0000	0.2099	0.2500	11/20/2019 08:06 AM	GEDIT.RS

Level : 4

Area	Height	Vol Adj Amt	ISTD Response	ISTD Amount	Date/Time	File
321309.17	161163.87	50.0000	0.3908	0.5000	11/20/2019 08:06 AM	GEDIT.RS

Level : 5

Area	Height	Vol Adj Amt	ISTD Response	ISTD Amount	Date/Time	File
440148.16	221757.49	75.0000	0.5420	0.7500	11/20/2019 08:06 AM	GEDIT.RS

Level : 6

Area	Height	Vol Adj Amt	ISTD Response	ISTD Amount	Date/Time	File
556434.53	280355.43	100.0000	0.6912	1.0000	11/20/2019 08:06 AM	GEDIT.RS

Component: % DCBP

Level : 1

Area	Height	Vol Adj Amt	ISTD Response	ISTD Amount	Date/Time	File
157009.31	76157.48	20.0000	0.1916	0.2000	11/20/2019 08:08 AM	GEDIT.RS

Level : 2

Area	Height	Vol Adj Amt	ISTD Response	ISTD Amount	Date/Time	File
298556.93	138945.68	40.0000	0.3642	0.4000	11/20/2019 08:08 AM	GEDIT.RS

Level : 3

Area	Height	Vol Adj Amt	ISTD Response	ISTD Amount	Date/Time	File
443140.22	199598.46	60.0000	0.5302	0.6000	11/20/2019 08:06 AM	GEDIT.RS

Level : 4

Area	Height	Vol Adj Amt	ISTD Response	ISTD Amount	Date/Time	File
593726.32	267830.77	80.0000	0.7221	0.8000	11/20/2019 08:06 AM	GEDIT.RS

Level : 5

Area	Height	Vol Adj Amt	ISTD Response	ISTD Amount	Date/Time	File
659877.31	293650.52	100.0000	0.8126	1.0000	11/20/2019 08:06 AM	GEDIT.RS

Level : 6

Area	Height	Vol Adj Amt	ISTD Response	ISTD Amount	Date/Time	File
761430.80	339041.03	120.0000	0.9459	1.2000	11/20/2019 08:06 AM	GEDIT.RS

Client Id: Initial Calibration

Software Version: 4.1<1L22>
Date: 11/20/2019 08:02 AM
Sample Name : mix 6;51g
Data File : E:\TC2019\ECD4\11-NOV\N19A022.RAW Date: 11/19/2019 05:15 PM
Sequence File: E:\TC2019\ECD4\11-NOV\PEST.SEQ Cycle: 508 Channel : A
Instrument : AUTO4-DUAL_ECD Rack/Vial: 0/23 Operator:
Sample Amount : 1.0000 Dilution Factor : 1.00

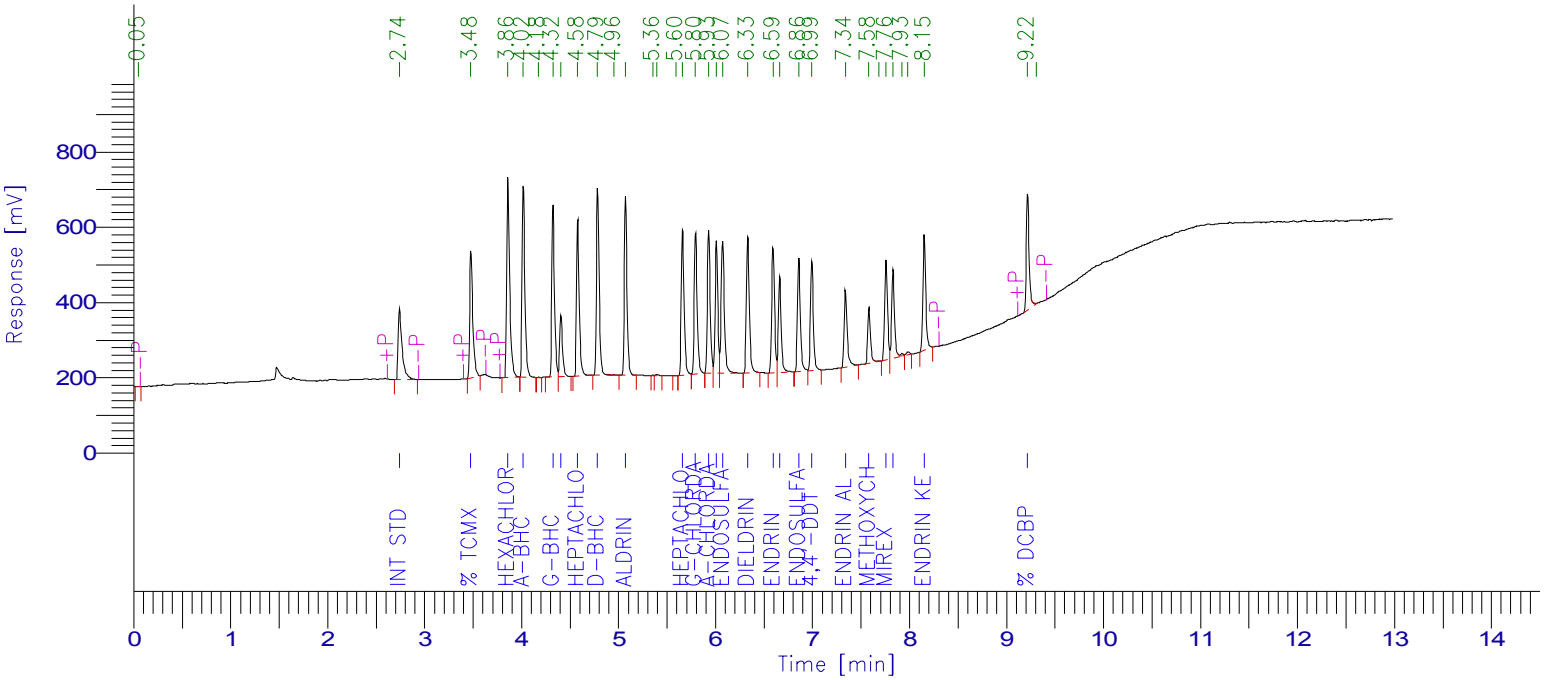

PESTICIDE REPORT

Peak #	Time [min]	Component Name	Raw Amount	Surrogate Recovery TCMX & DCBP	Multiplier	Adjusted Amount for Labowrks	Area [µV·s]
2	2.742	Int Std	100.0000	250.0000	1.0000	100.0000	528252.60
3	3.479	% TCMX	110.0456	275.1141	1.0000	110.0456	745739.79
4	3.860	Hexachlorobenzene	83.2279	208.0697	1.0000	83.2279	1147347.47
5	4.018	a-BHC	96.0291	240.0728	1.0000	96.0291	997927.31
7	4.324	g-BHC	88.8905	222.2262	1.0000	88.8905	885659.51
8	4.407	b-BHC	81.0068	202.5170	1.0000	81.0068	325475.30
9	4.579	Heptachlor	94.9881	237.4702	1.0000	94.9881	827769.52
10	4.785	d-BHC	91.9506	229.8765	1.0000	91.9506	954949.60
12	5.072	Aldrin	96.1430	240.3575	1.0000	96.1430	903377.08
16	5.661	Heptachlor epoxide	93.7160	234.2901	1.0000	93.7160	796172.99
17	5.795	g-Chlordane	92.0524	230.1309	1.0000	92.0524	787838.86
18	5.930	A-CHLORDANE	91.8885	229.7213	1.0000	91.8885	783170.93
19	6.010	4,4'-DDE	96.6763	241.6908	1.0000	96.6763	670379.21
20	6.074	Endosulfan I	96.5296	241.3241	1.0000	96.5296	795609.30
21	6.333	Dieldrin	96.7045	241.7612	1.0000	96.7045	772153.35
22	6.594	Endrin	93.8762	234.6905	1.0000	93.8762	689678.84
23	6.663	4,4'-DDD	97.2866	243.2166	1.0000	97.2866	519519.75
24	6.859	Endosulfan II	95.6753	239.1882	1.0000	95.6753	625728.16
25	6.994	4,4'-DDT	96.6721	241.6803	1.0000	96.6721	581750.53
26	7.340	Endrin aldehyde	95.1999	237.9999	1.0000	95.1999	447028.52
27	7.583	Methoxychlor	97.8044	244.5110	1.0000	97.8044	301249.17
29	7.758	Mirex	87.2001	218.0003	1.0000	87.2001	549277.90
30	7.831	Endosulfan sulfate	92.9463	232.3658	1.0000	92.9463	482974.51
33	8.152	Endrin Ketone	93.7583	234.3959	1.0000	93.7583	635886.42
34	9.218	% DCBP	114.8475	287.1187	1.0000	114.8475	628849.16
				5937.7896	25.0000	2375.1158	17383765.77

Client Id: Initial Calibration

Software Version: 4.1<1L22>
Date: 11/20/2019 08:08 AM
Sample Name : mix 6;51g
Data File : E:\TC2019\ECD4\11-NOV\N19B022.RAW Date: 11/19/2019 05:15 PM
Sequence File: E:\TC2019\ECD4\11-NOV\PEST.SEQ Cycle: 508 Channel : B
Instrument : AUTO4-DUAL_ECD Rack/Vial: 0/23 Operator:
Sample Amount : 1.0000 Dilution Factor : 1.00

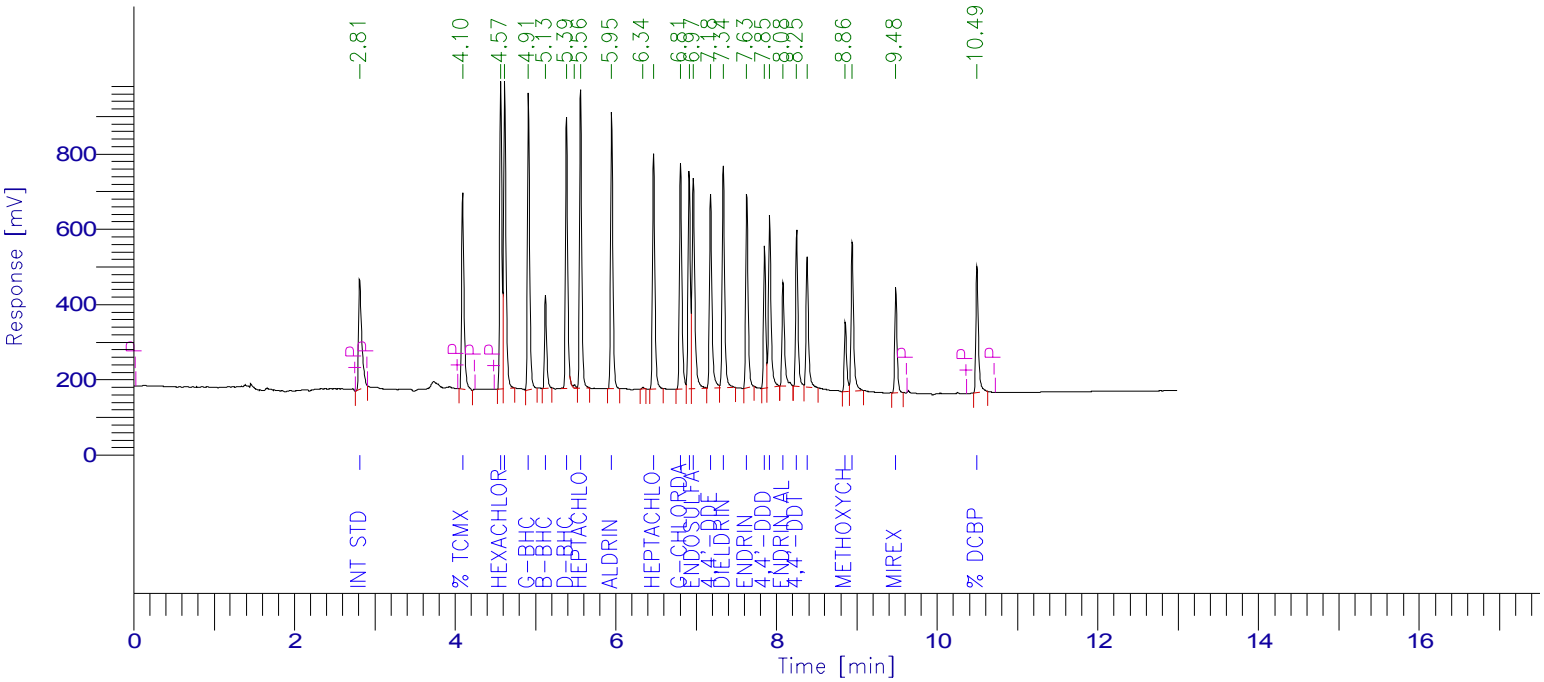

PESTICIDE REPORT

Peak #	Time [min]	Component Name	Raw Amount	Surrogate Recovery TCMX & DCBP	Multiplier	Adjusted Amount for Labowrks	Area [µV·s]
1	2.813	Int Std	100.0000	250.0000	1.0000	100.0000	804991.25
2	4.095	% TCMX	103.8631	259.6578	1.0000	103.8631	1104024.70
3	4.568	Hexachlorobenzene	88.0433	220.1083	1.0000	88.0433	1624437.46
4	4.618	a-BHC	80.2646	200.6614	1.0000	80.2646	1634530.65
5	4.912	g-BHC	84.7231	211.8077	1.0000	84.7231	1500939.40
6	5.125	b-BHC	81.8536	204.6340	1.0000	81.8536	458932.67
7	5.385	d-BHC	85.6493	214.1233	1.0000	85.6493	1398401.32
9	5.561	Heptachlor	83.2875	208.2186	1.0000	83.2875	1527550.75
10	5.947	Aldrin	85.6866	214.2165	1.0000	85.6866	1451166.06
12	6.469	Heptachlor epoxide	88.2940	220.7350	1.0000	88.2940	1304325.59
13	6.806	g-Chlordane	87.1272	217.8179	1.0000	87.1272	1285467.44
14	6.913	a-Chlordane	88.3978	220.9945	1.0000	88.3978	1164898.31
15	6.966	Endosulfan I	89.6716	224.1789	1.0000	89.6716	1322403.35
16	7.178	4,4'-DDE	96.9754	242.4384	1.0000	96.9754	1132868.87
17	7.337	Dieldrin	94.8072	237.0181	1.0000	94.8072	1289973.99
18	7.629	Endrin	89.1043	222.7607	1.0000	89.1043	1073505.94
19	7.851	4,4'-DDD	89.8488	224.6221	1.0000	89.8488	723748.44
20	7.914	Endosulfan II	91.1793	227.9481	1.0000	91.1793	1008570.64
21	8.082	Endrin aldehyde	91.3279	228.3198	1.0000	91.3279	615122.90
22	8.250	4,4'-DDT	93.7296	234.3239	1.0000	93.7296	838318.47
23	8.380	Endosulfan sulfate	89.7293	224.3233	1.0000	89.7293	738572.51
24	8.855	Methoxychlor	99.1259	247.8148	1.0000	99.1259	380269.38
25	8.941	Endrin Ketone	91.5652	228.9130	1.0000	91.5652	879149.44
26	9.483	Mirex	84.1217	210.3041	1.0000	84.1217	556434.53
27	10.492	% DCBP	107.9798	269.9494	1.0000	107.9798	761430.80
				5665.8899	25.0000	2266.3560	26580034.86

Client Id: Initial Calibration

Software Version: 4.1<1L22>
Date: 11/20/2019 08:02 AM
Sample Name : mix 5;51h
Data File : E:\TC2019\ECD4\11-NOV\N19A023.RAW Date: 11/19/2019 05:32 PM
Sequence File: E:\TC2019\ECD4\11-NOV\PEST.SEQ Cycle: 509 Channel : A
Instrument : AUTO4-DUAL_ECD Rack/Vial: 0/24 Operator:
Sample Amount : 1.0000 Dilution Factor : 1.00

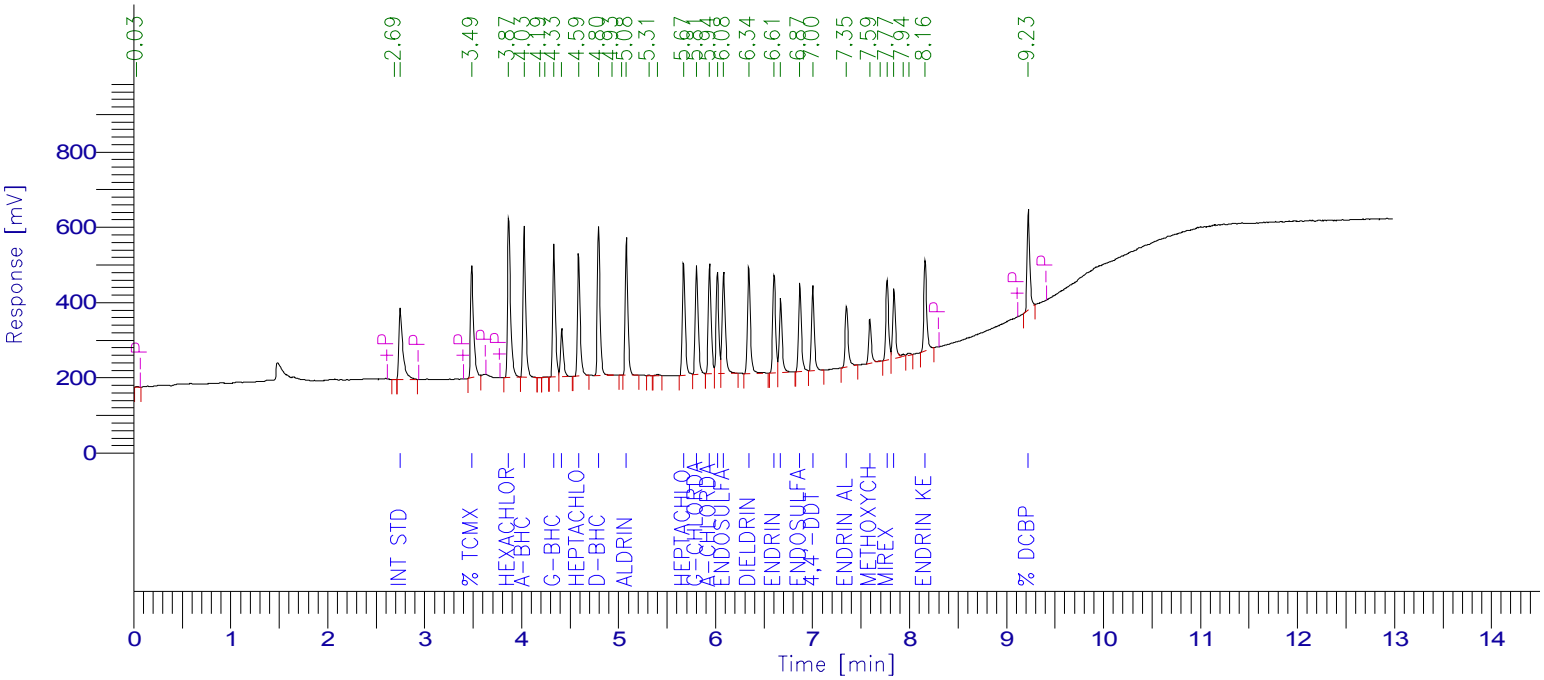

PESTICIDE REPORT

Peak #	Time [min]	Component Name	Raw Amount	Surrogate Recovery TCMX & DCBP	Multiplier	Adjusted Amount for Labowrks	Area [µV·s]
3	2.748	Int Std	100.0000	250.0000	1.0000	100.0000	533412.09
4	3.488	% TCMX	93.3981	233.4951	1.0000	93.3981	639106.92
5	3.869	Hexachlorobenzene	65.9077	164.7693	1.0000	65.9077	917452.62
6	4.027	a-BHC	73.4018	183.5044	1.0000	73.4018	770235.59
9	4.334	g-BHC	68.1779	170.4448	1.0000	68.1779	685924.91
10	4.415	b-BHC	63.2441	158.1102	1.0000	63.2441	256588.73
11	4.589	Heptachlor	72.0650	180.1626	1.0000	72.0650	634141.32
12	4.795	d-BHC	70.1898	175.4746	1.0000	70.1898	736073.58
15	5.082	Aldrin	73.3517	183.3792	1.0000	73.3517	695957.42
18	5.672	Heptachlor epoxide	72.1371	180.3428	1.0000	72.1371	618833.10
19	5.805	g-Chlordane	70.5550	176.3875	1.0000	70.5550	609749.67
20	5.940	A-CHLORDANE	70.4372	176.0930	1.0000	70.4372	606203.75
21	6.020	4,4'-DDE	73.2924	183.2311	1.0000	73.2924	513193.03
22	6.084	Endosulfan I	72.4939	181.2347	1.0000	72.4939	603339.70
23	6.343	Dieldrin	75.1962	187.9904	1.0000	75.1962	606281.04
24	6.605	Endrin	72.0667	180.1668	1.0000	72.0667	534622.78
25	6.672	4,4'-DDD	73.6860	184.2150	1.0000	73.6860	397333.44
26	6.870	Endosulfan II	73.1191	182.7978	1.0000	73.1191	482878.77
27	7.004	4,4'-DDT	73.7057	184.2643	1.0000	73.7057	447876.18
28	7.351	Endrin aldehyde	72.7383	181.8458	1.0000	72.7383	344891.98
29	7.592	Methoxychlor	74.8685	187.1713	1.0000	74.8685	232856.19
31	7.769	Mirex	67.8364	169.5911	1.0000	67.8364	431478.62
32	7.841	Endosulfan sulfate	72.6661	181.6652	1.0000	72.6661	381280.82
35	8.161	Endrin Ketone	71.6033	179.0083	1.0000	71.6033	490370.26
36	9.226	% DCBP	93.6040	234.0100	1.0000	93.6040	517536.27
				4649.3556	25.0000	1859.7422	13687618.79

Client Id: Initial Calibration

Software Version: 4.1<1L22>
Date: 11/20/2019 08:08 AM
Sample Name : mix 5;51h
Data File : E:\TC2019\ECD4\11-NOV\N19B023.RAW Date: 11/19/2019 05:32 PM
Sequence File: E:\TC2019\ECD4\11-NOV\PEST.SEQ Cycle: 509 Channel : B
Instrument : AUTO4-DUAL_ECD Rack/Vial: 0/24 Operator:
Sample Amount : 1.0000 Dilution Factor : 1.00

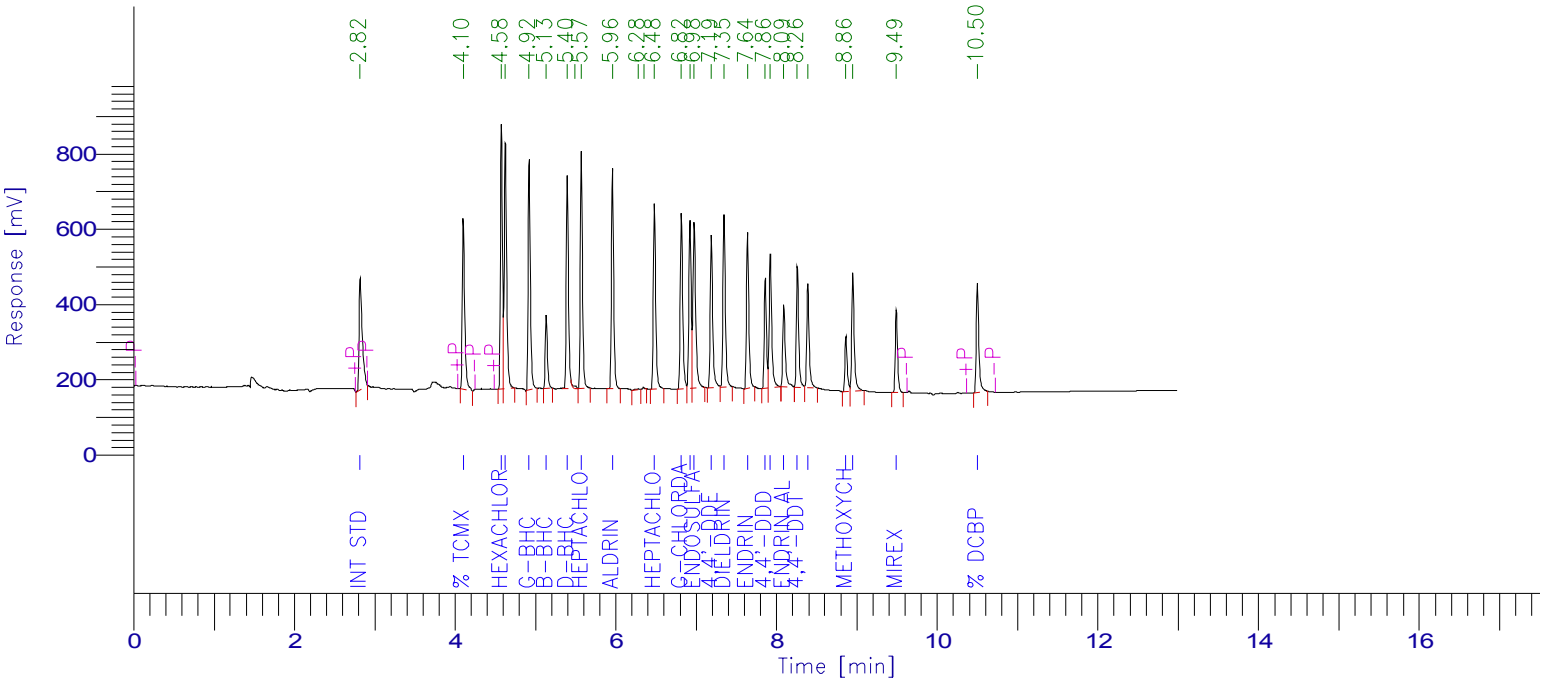

PESTICIDE REPORT

Peak #	Time [min]	Component Name	Raw Amount	Surrogate Recovery TCMX & DCBP	Multiplier	Adjusted Amount for Labowrks	Area [µV·s]
1	2.820	Int Std	100.0000	250.0000	1.0000	100.0000	812039.60
2	4.103	% TCMX	89.8509	224.6273	1.0000	89.8509	963442.86
3	4.577	Hexachlorobenzene	67.5340	168.8349	1.0000	67.5340	1256940.84
4	4.627	a-BHC	65.3227	163.3069	1.0000	65.3227	1341898.61
5	4.921	g-BHC	66.4163	166.0408	1.0000	66.4163	1186922.49
6	5.134	b-BHC	64.9157	162.2891	1.0000	64.9157	367152.58
7	5.395	d-BHC	67.1612	167.9029	1.0000	67.1612	1106145.27
9	5.570	Heptachlor	64.9031	162.2578	1.0000	64.9031	1200791.55
10	5.957	Aldrin	66.5255	166.3138	1.0000	66.5255	1136524.07
13	6.479	Heptachlor epoxide	68.8353	172.0883	1.0000	68.8353	1025775.23
14	6.816	g-Chlordane	67.4647	168.6616	1.0000	67.4647	1004083.52
15	6.924	a-Chlordane	68.4392	171.0979	1.0000	68.4392	909781.98
16	6.977	Endosulfan I	68.3626	170.9066	1.0000	68.3626	1016983.45
17	7.188	4,4'-DDE	73.5484	183.8711	1.0000	73.5484	866717.67
18	7.347	Dieldrin	71.0940	177.7349	1.0000	71.0940	975794.41
19	7.638	Endrin	70.1887	175.4716	1.0000	70.1887	853019.31
20	7.859	4,4'-DDD	70.8163	177.0409	1.0000	70.8163	575432.98
21	7.923	Endosulfan II	70.8709	177.1774	1.0000	70.8709	790796.20
22	8.091	Endrin aldehyde	71.2890	178.2224	1.0000	71.2890	484358.32
23	8.258	4,4'-DDT	72.0932	180.2330	1.0000	72.0932	650448.09
24	8.389	Endosulfan sulfate	69.6261	174.0654	1.0000	69.6261	578118.92
25	8.862	Methoxychlor	77.8588	194.6471	1.0000	77.8588	301299.26
26	8.948	Endrin Ketone	71.4177	178.5442	1.0000	71.4177	691709.76
27	9.490	Mirex	65.9639	164.9099	1.0000	65.9639	440148.16
28	10.497	% DCBP	92.7661	231.9152	1.0000	92.7661	659877.31
				4508.1609	25.0000	1803.2643	21196202.45

Client Id: Initial Calibration

Software Version: 4.1<1L22>
Date: 11/20/2019 08:02 AM
Sample Name : mix 4;50h
Data File : E:\TC2019\ECD4\11-NOV\N19A024.RAW Date: 11/19/2019 05:50 PM
Sequence File: E:\TC2019\ECD4\11-NOV\PEST.SEQ Cycle: 510 Channel : A
Instrument : AUTO4-DUAL_ECD Rack/Vial: 0/25 Operator:
Sample Amount : 1.0000 Dilution Factor : 1.00

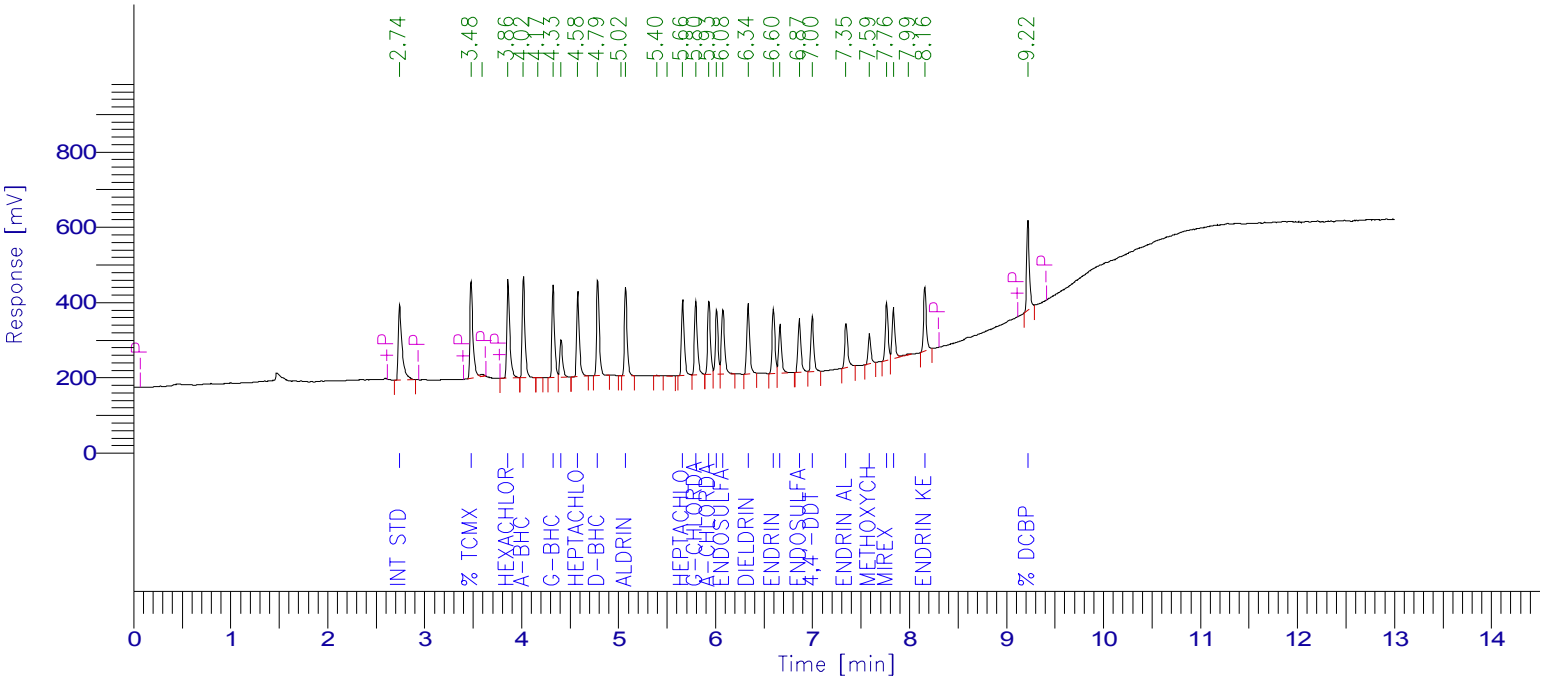

PESTICIDE REPORT

Peak #	Time [min]	Component Name	Raw Amount	Surrogate Recovery TCMX & DCBP	Multiplier	Adjusted Amount for Labowrks	Area [µV·s]
1	2.743	Int Std	100.0000	250.0000	1.0000	100.0000	532143.84
2	3.481	% TCMX	81.9121	204.7803	1.0000	81.9121	559178.02
4	3.862	Hexachlorobenzene	40.1485	100.3711	1.0000	40.1485	557548.05
5	4.020	a-BHC	48.9553	122.3882	1.0000	48.9553	512486.84
7	4.326	g-BHC	46.4107	116.0267	1.0000	46.4107	465818.70
8	4.408	b-BHC	49.2151	123.0377	1.0000	49.2151	199196.64
9	4.581	Heptachlor	50.2139	125.5347	1.0000	50.2139	440809.88
10	4.786	d-BHC	46.1956	115.4889	1.0000	46.1956	483296.25
12	5.073	Aldrin	47.5493	118.8733	1.0000	47.5493	450073.10
15	5.663	Heptachlor epoxide	47.7332	119.3329	1.0000	47.7332	408508.70
16	5.797	g-Chlordane	47.1362	117.8405	1.0000	47.1362	406391.27
17	5.933	A-CHLORDANE	46.3618	115.9044	1.0000	46.3618	398054.46
18	6.012	4,4'-DDE	47.8381	119.5952	1.0000	47.8381	334165.34
19	6.077	Endosulfan I	45.5194	113.7986	1.0000	45.5194	377940.48
20	6.337	Dieldrin	47.5820	118.9550	1.0000	47.5820	382725.33
21	6.598	Endrin	46.1598	115.3994	1.0000	46.1598	341619.37
22	6.666	4,4'-DDD	50.1624	125.4061	1.0000	50.1624	269845.32
23	6.865	Endosulfan II	45.7785	114.4463	1.0000	45.7785	301602.67
24	6.998	4,4'-DDT	48.3542	120.8855	1.0000	48.3542	293127.78
25	7.346	Endrin aldehyde	53.1702	132.9255	1.0000	53.1702	251509.40
26	7.588	Methoxychlor	49.5104	123.7760	1.0000	49.5104	153621.26
27	7.764	Mirex	48.9351	122.3376	1.0000	48.9351	310514.88
28	7.835	Endosulfan sulfate	52.8759	132.1896	1.0000	52.8759	276781.39
30	8.158	Endrin Ketone	49.8811	124.7028	1.0000	49.8811	340795.14
31	9.221	% DCBP	83.5814	208.9534	1.0000	83.5814	461022.31
				3302.9498	25.0000	1321.1799	9508776.41

Client Id: Initial Calibration

Software Version: 4.1<1L22>
Date: 11/20/2019 08:08 AM
Sample Name : mix 4;50h
Data File : E:\TC2019\ECD4\11-NOV\N19B024.RAW Date: 11/19/2019 05:50 PM
Sequence File: E:\TC2019\ECD4\11-NOV\PEST.SEQ Cycle: 510 Channel : B
Instrument : AUTO4-DUAL_ECD Rack/Vial: 0/25 Operator:
Sample Amount : 1.0000 Dilution Factor : 1.00

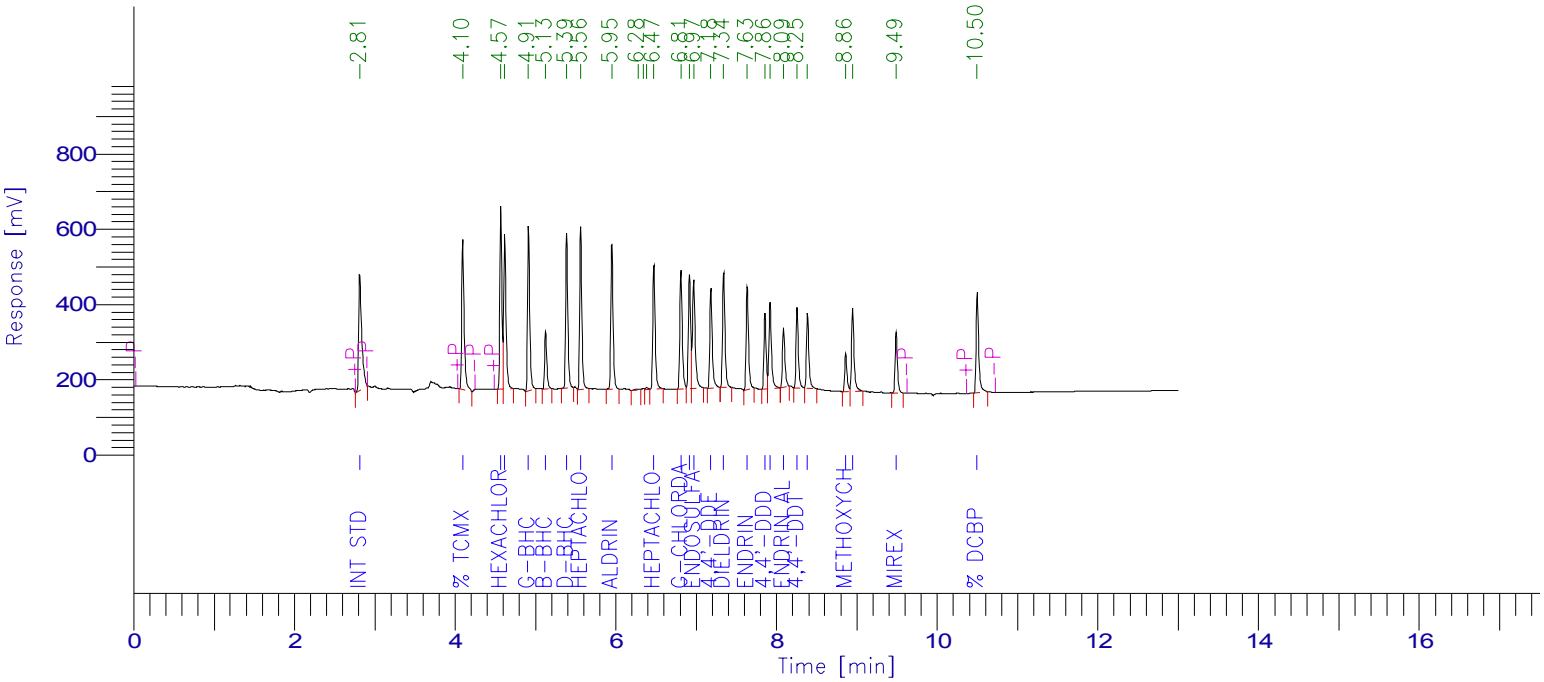

PESTICIDE REPORT

Peak #	Time [min]	Component Name	Raw Amount	Surrogate Recovery TCMX & DCBP	Multiplier	Adjusted Amount for Labowrks	Area [µV·s]
1	2.813	Int Std	100.0000	250.0000	1.0000	100.0000	822245.31
2	4.096	% TCMX	77.3446	193.3615	1.0000	77.3446	839764.68
3	4.569	Hexachlorobenzene	46.5341	116.3354	1.0000	46.5341	876977.75
4	4.619	a-BHC	38.7417	96.8543	1.0000	38.7417	805858.03
5	4.913	g-BHC	45.7477	114.3692	1.0000	45.7477	827829.24
6	5.127	b-BHC	49.7634	124.4085	1.0000	49.7634	284991.11
7	5.387	d-BHC	46.1503	115.3756	1.0000	46.1503	769648.07
8	5.562	Heptachlor	43.3508	108.3770	1.0000	43.3508	812125.75
9	5.950	Aldrin	44.2587	110.6467	1.0000	44.2587	765619.49
13	6.472	Heptachlor epoxide	46.3420	115.8550	1.0000	46.3420	699261.57
14	6.811	g-Chlordane	44.8978	112.2444	1.0000	44.8978	676616.51
15	6.918	a-Chlordane	45.4402	113.6006	1.0000	45.4402	611642.15
16	6.971	Endosulfan I	44.0402	110.1006	1.0000	44.0402	663390.24
17	7.183	4,4'-DDE	47.2707	118.1768	1.0000	47.2707	564054.14
18	7.342	Dieldrin	46.8205	117.0514	1.0000	46.8205	650708.03
19	7.634	Endrin	46.3106	115.7764	1.0000	46.3106	569896.85
20	7.856	4,4'-DDD	47.1335	117.8336	1.0000	47.1335	387806.21
21	7.920	Endosulfan II	45.2302	113.0755	1.0000	45.2302	511033.35
22	8.088	Endrin aldehyde	48.5845	121.4612	1.0000	48.5845	334245.97
23	8.254	4,4'-DDT	47.0684	117.6709	1.0000	47.0684	430003.28
24	8.385	Endosulfan sulfate	50.3667	125.9167	1.0000	50.3667	423460.08
25	8.860	Methoxychlor	52.8142	132.0354	1.0000	52.8142	206949.63
26	8.946	Endrin Ketone	50.0408	125.1020	1.0000	50.0408	490757.13
27	9.488	Mirex	47.5561	118.8904	1.0000	47.5561	321309.17
28	10.496	% DCBP	82.4305	206.0763	1.0000	82.4305	593726.32
				3210.5954	25.0000	1284.2382	14939920.06

Client Id: Initial Calibration

Software Version: 4.1<1L22>
Date: 11/20/2019 08:02 AM
Sample Name : mix 3;51j
Data File : E:\TC2019\ECD4\11-NOV\N19A025.RAW Date: 11/19/2019 06:08 PM
Sequence File: E:\TC2019\ECD4\11-NOV\PEST.SEQ Cycle: 511 Channel : A
Instrument : AUTO4-DUAL_ECD Rack/Vial: 0/26 Operator:
Sample Amount : 1.0000 Dilution Factor : 1.00

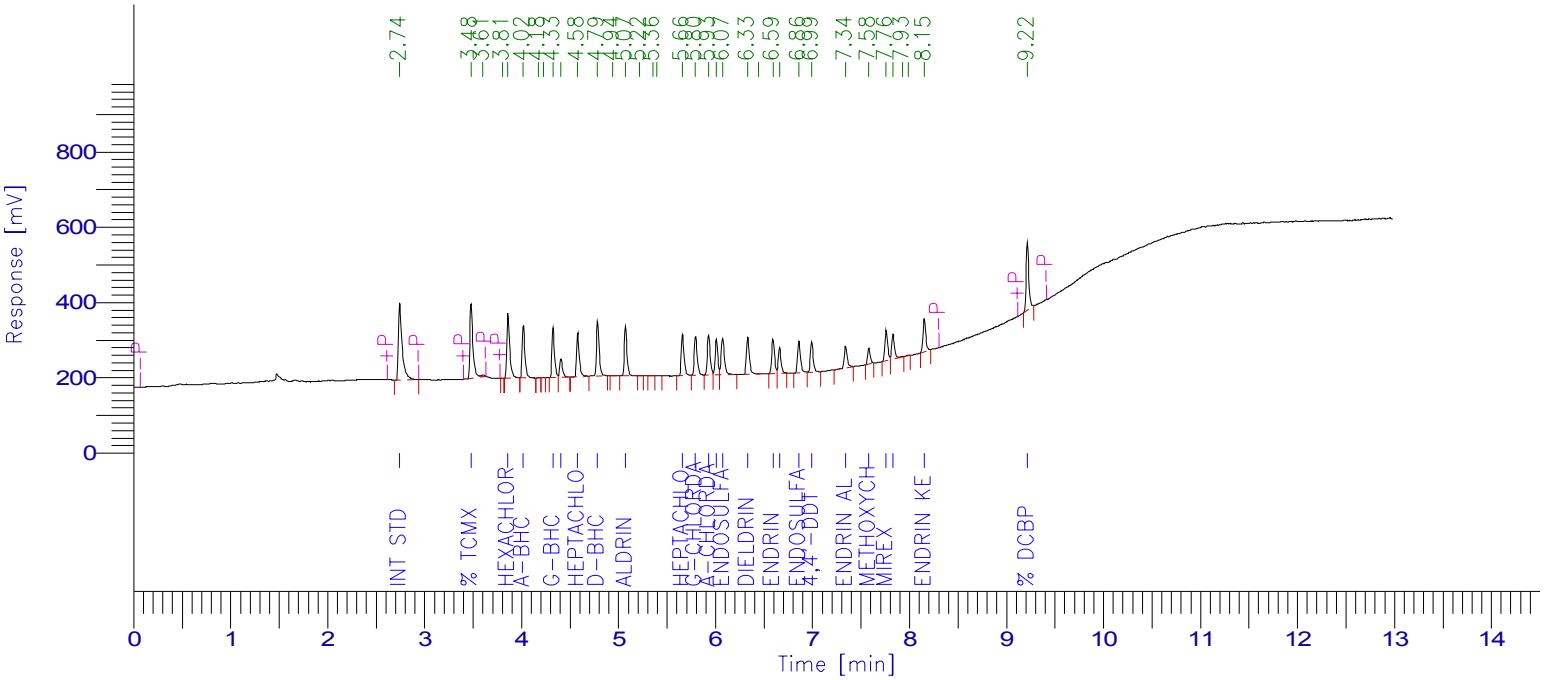

PESTICIDE REPORT

Peak #	Time [min]	Component Name	Raw Amount	Surrogate Recovery TCMX & DCBP	Multiplier	Adjusted Amount for Labowrks	Area [µV·s]
1	2.744	Int Std	100.0000	250.0000	1.0000	100.0000	545813.32
2	3.480	% TCMX	60.9103	152.2756	1.0000	60.9103	426488.60
5	3.861	Hexachlorobenzene	25.4280	63.5701	1.0000	25.4280	362193.88
6	4.019	a-BHC	24.9770	62.4426	1.0000	24.9770	268188.05
9	4.325	g-BHC	23.9890	59.9724	1.0000	23.9890	246959.49
10	4.407	b-BHC	23.0154	57.5386	1.0000	23.0154	95547.22
11	4.580	Heptachlor	25.0316	62.5791	1.0000	25.0316	225388.68
12	4.785	d-BHC	25.5430	63.8575	1.0000	25.5430	274094.48
14	5.072	Aldrin	25.5168	63.7919	1.0000	25.5168	247730.40
18	5.661	Heptachlor epoxide	25.7158	64.2896	1.0000	25.7158	225733.97
19	5.796	g-Chlordane	25.4565	63.6412	1.0000	25.4565	225114.58
20	5.930	A-CHLORDANE	25.5516	63.8789	1.0000	25.5516	225016.87
21	6.010	4,4'-DDE	25.2914	63.2285	1.0000	25.2914	181207.28
22	6.074	Endosulfan I	26.0896	65.2241	1.0000	26.0896	222182.37
23	6.333	Dieldrin	25.3724	63.4311	1.0000	25.3724	209325.23
25	6.594	Endrin	24.6964	61.7411	1.0000	24.6964	187468.46
26	6.662	4,4'-DDD	24.2538	60.6344	1.0000	24.2538	133822.88
27	6.861	Endosulfan II	26.2525	65.6312	1.0000	26.2525	177402.07
28	6.992	4,4'-DDT	25.5670	63.9176	1.0000	25.5670	158971.21
29	7.341	Endrin aldehyde	25.1201	62.8002	1.0000	25.1201	121877.03
30	7.582	Methoxychlor	25.1277	62.8192	1.0000	25.1277	79969.16
31	7.760	Mirex	25.5602	63.9005	1.0000	25.5602	166357.12
32	7.831	Endosulfan sulfate	25.2466	63.1165	1.0000	25.2466	135549.38
35	8.152	Endrin Ketone	25.2135	63.0338	1.0000	25.2135	176687.27
36	9.216	% DCBP	60.6537	151.6342	1.0000	60.6537	343150.60
				1938.9498	25.0000	775.5799	5662239.61

Client Id: Initial Calibration

Software Version: 4.1<1L22>
Date: 11/20/2019 08:08 AM
Sample Name : mix 3;51j
Data File : E:\TC2019\ECD4\11-NOV\N19B025.RAW Date: 11/19/2019 06:08 PM
Sequence File: E:\TC2019\ECD4\11-NOV\PEST.SEQ Cycle: 511 Channel : B
Instrument : AUTO4-DUAL_ECD Rack/Vial: 0/26 Operator:
Sample Amount : 1.0000 Dilution Factor : 1.00

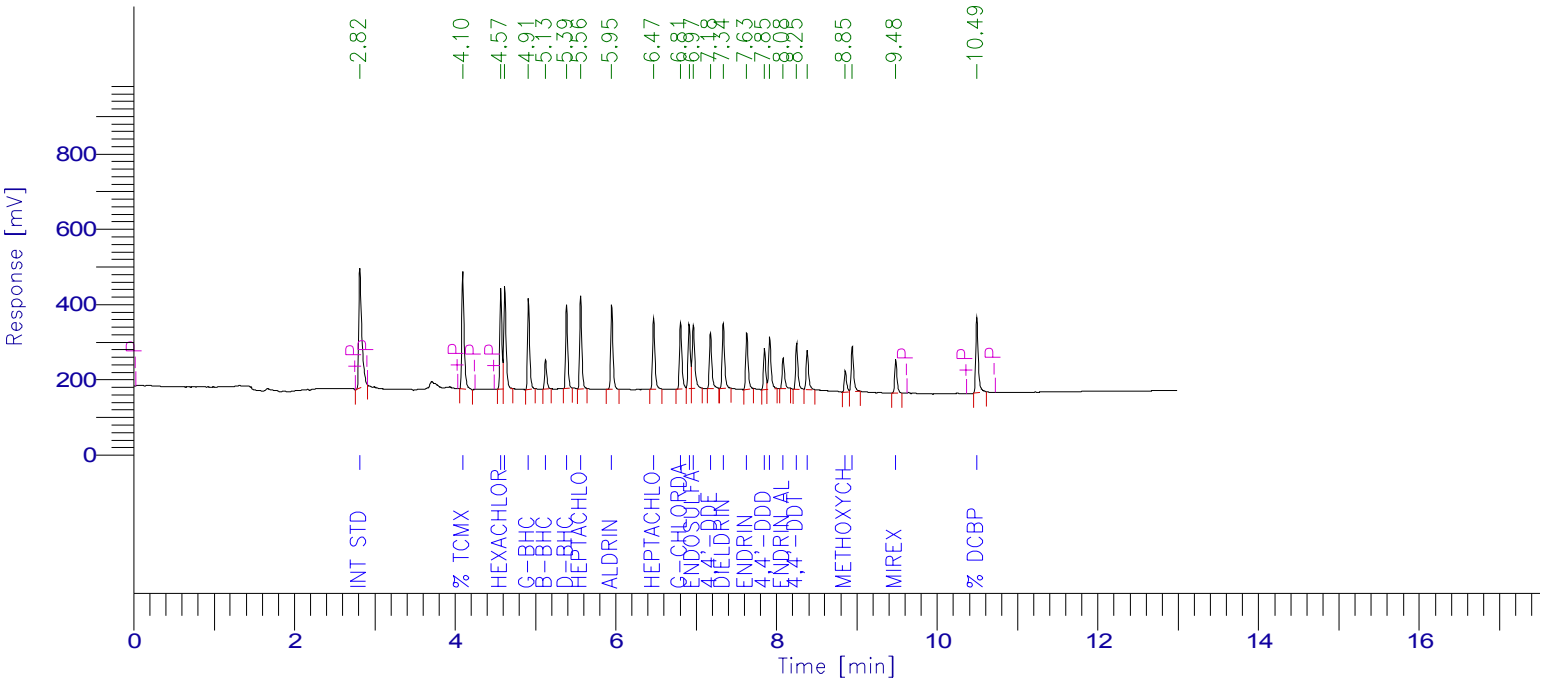

PESTICIDE REPORT

Peak #	Time [min]	Component Name	Raw Amount	Surrogate Recovery TCMX & DCBP	Multiplier	Adjusted Amount for Labowrks	Area [µV·s]
1	2.815	Int Std	100.0000	250.0000	1.0000	100.0000	835728.54
2	4.096	% TCMX	58.2760	145.6899	1.0000	58.2760	643103.56
3	4.569	Hexachlorobenzene	25.2582	63.1456	1.0000	25.2582	483819.65
4	4.619	a-BHC	25.1657	62.9143	1.0000	25.1657	532050.58
5	4.913	g-BHC	24.5058	61.2645	1.0000	24.5058	450717.74
6	5.127	b-BHC	24.6797	61.6992	1.0000	24.6797	143656.40
7	5.386	d-BHC	24.1216	60.3041	1.0000	24.1216	408873.31
8	5.562	Heptachlor	24.0760	60.1899	1.0000	24.0760	458430.63
9	5.948	Aldrin	24.8991	62.2478	1.0000	24.8991	437786.34
10	6.470	Heptachlor epoxide	25.6850	64.2125	1.0000	25.6850	393920.58
11	6.806	g-Chlordane	24.9094	62.2736	1.0000	24.9094	381544.61
12	6.914	a-Chlordane	25.2820	63.2050	1.0000	25.2820	345885.54
13	6.966	Endosulfan I	25.5844	63.9610	1.0000	25.5844	391704.62
14	7.177	4,4'-DDE	25.8925	64.7312	1.0000	25.8925	314026.44
15	7.337	Dieldrin	25.7545	64.3862	1.0000	25.7545	363802.88
16	7.629	Endrin	25.1908	62.9770	1.0000	25.1908	315080.74
17	7.850	4,4'-DDD	24.7417	61.8542	1.0000	24.7417	206908.50
18	7.915	Endosulfan II	25.6201	64.0502	1.0000	25.6201	294215.17
19	8.084	Endrin aldehyde	24.5210	61.3026	1.0000	24.5210	171463.22
20	8.249	4,4'-DDT	26.1845	65.4614	1.0000	26.1845	243137.21
21	8.381	Endosulfan sulfate	25.2979	63.2447	1.0000	25.2979	216180.89
22	8.854	Methoxychlor	28.7148	71.7869	1.0000	28.7148	114362.47
23	8.942	Endrin Ketone	25.8661	64.6653	1.0000	25.8661	257832.30
24	9.483	Mirex	25.5415	63.8538	1.0000	25.5415	175398.95
25	10.491	% DCBP	60.5312	151.3279	1.0000	60.5312	443140.22
				1940.7489	25.0000	776.2996	9022771.10

Client Id: Initial Calibration

Software Version: 4.1<1L22>
Date: 11/20/2019 08:02 AM
Sample Name : mix 2;51k
Data File : E:\TC2019\ECD4\11-NOV\N19A026.RAW Date: 11/19/2019 06:25 PM
Sequence File: E:\TC2019\ECD4\11-NOV\PEST.SEQ Cycle: 512 Channel : A
Instrument : AUTO4-DUAL_ECD Rack/Vial: 0/27 Operator:
Sample Amount : 1.0000 Dilution Factor : 1.00

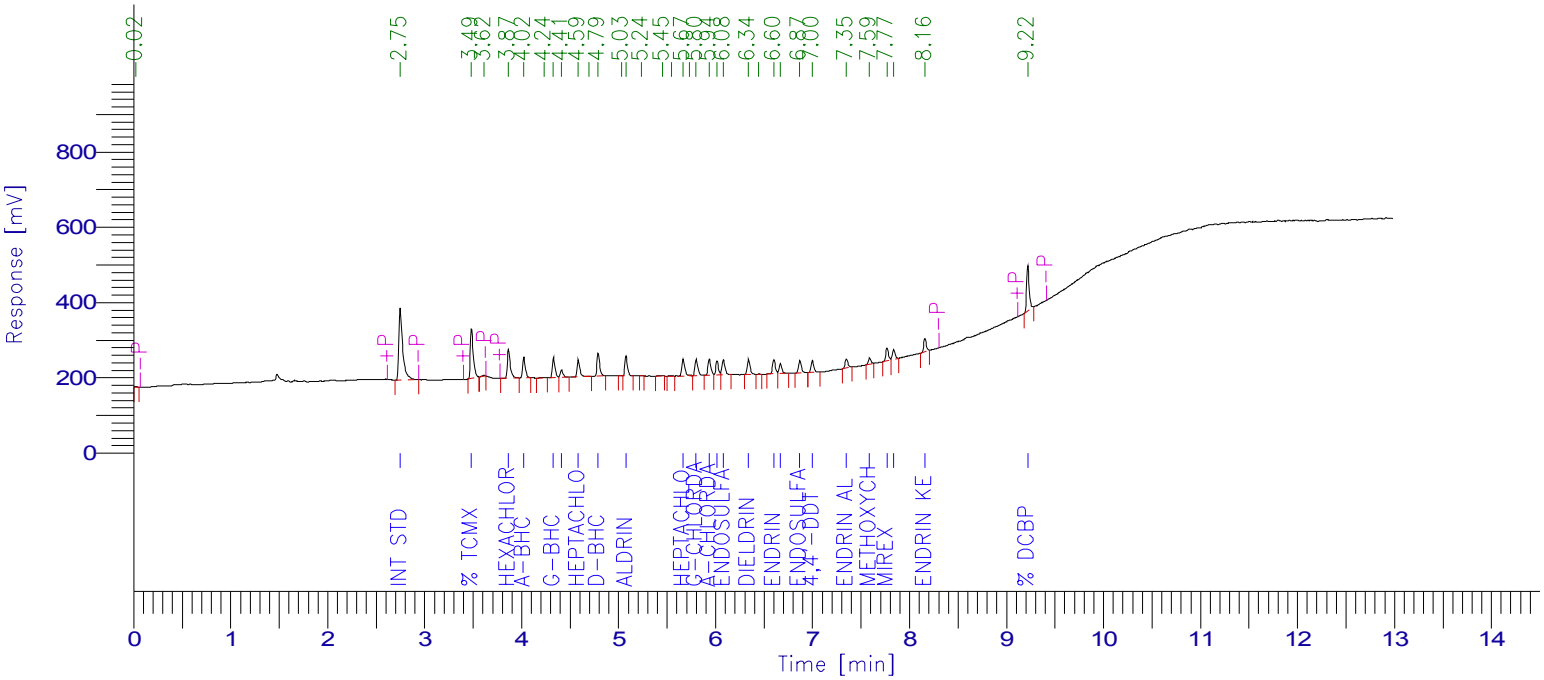

PESTICIDE REPORT

Peak #	Time [min]	Component Name	Raw Amount	Surrogate Recovery TCMX & DCBP	Multiplier	Adjusted Amount for Labowrks	Area [µV·s]
2	2.748	Int Std	100.0000	250.0000	1.0000	100.0000	533915.56
3	3.485	% TCMX	40.8663	102.1658	1.0000	40.8663	279905.27
5	3.867	Hexachlorobenzene	11.8234	29.5585	1.0000	11.8234	164739.95
6	4.024	a-BHC	10.2360	25.5900	1.0000	10.2360	107512.00
8	4.331	g-BHC	10.2138	25.5345	1.0000	10.2138	102856.08
9	4.413	b-BHC	9.7563	24.3907	1.0000	9.7563	39619.71
10	4.585	Heptachlor	10.4777	26.1943	1.0000	10.4777	92286.31
12	4.791	d-BHC	10.9351	27.3377	1.0000	10.9351	114783.17
14	5.077	Aldrin	10.4195	26.0487	1.0000	10.4195	98953.04
18	5.667	Heptachlor epoxide	10.7932	26.9831	1.0000	10.7932	92677.84
20	5.802	g-Chlordane	10.5322	26.3306	1.0000	10.5322	91107.52
21	5.937	A-CHLORDANE	10.5107	26.2766	1.0000	10.5107	90543.22
22	6.017	4,4'-DDE	10.2680	25.6700	1.0000	10.2680	71964.42
23	6.081	Endosulfan I	10.2194	25.5485	1.0000	10.2194	85132.66
24	6.341	Dieldrin	10.3282	25.8205	1.0000	10.3282	83351.35
26	6.603	Endrin	10.1059	25.2647	1.0000	10.1059	75040.68
27	6.670	4,4'-DDD	10.3211	25.8027	1.0000	10.3211	55706.34
28	6.870	Endosulfan II	10.6698	26.6745	1.0000	10.6698	70530.00
29	7.000	4,4'-DDT	10.0706	25.1764	1.0000	10.0706	61251.95
30	7.350	Endrin aldehyde	10.1925	25.4813	1.0000	10.1925	48373.85
31	7.589	Methoxychlor	10.0740	25.1849	1.0000	10.0740	31361.67
32	7.768	Mirex	10.8845	27.2112	1.0000	10.8845	69296.92
33	7.838	Endosulfan sulfate	9.9175	24.7936	1.0000	9.9175	52086.29
34	8.159	Endrin Ketone	9.9344	24.8361	1.0000	9.9344	68099.50
35	9.220	% DCBP	40.8113	102.0283	1.0000	40.8113	225858.57
				1025.9033	25.0000	410.3613	2806953.90

Client Id: Initial Calibration

Software Version: 4.1<1L22>
Date: 11/20/2019 08:08 AM
Sample Name : mix 2;51k
Data File : E:\TC2019\ECD4\11-NOV\N19B026.RAW Date: 11/19/2019 06:25 PM
Sequence File: E:\TC2019\ECD4\11-NOV\PEST.SEQ Cycle: 512 Channel : B
Instrument : AUTO4-DUAL_ECD Rack/Vial: 0/27 Operator:
Sample Amount : 1.0000 Dilution Factor : 1.00

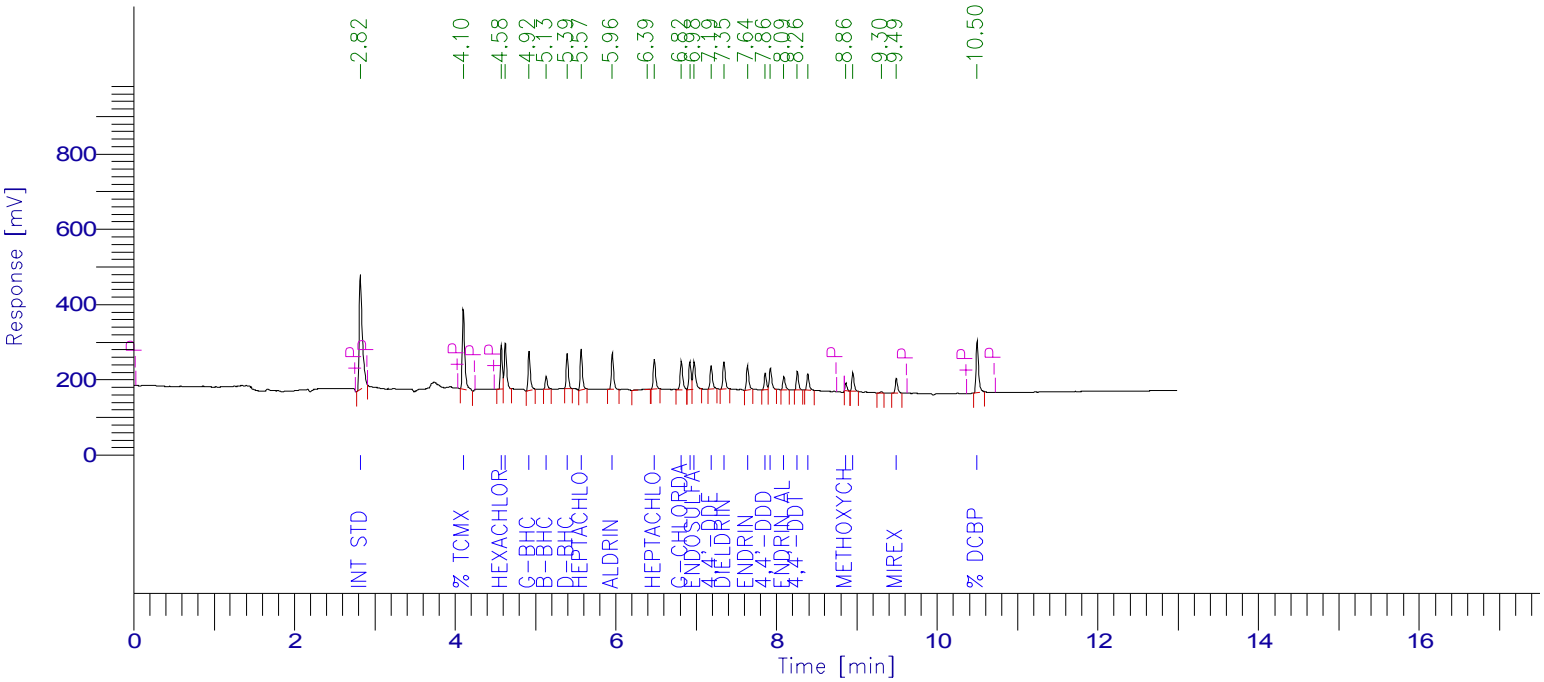

PESTICIDE REPORT

Peak #	Time [min]	Component Name	Raw Amount	Surrogate Recovery TCMX & DCBP	Multiplier	Adjusted Amount for Labowrks	Area [µV·s]
1	2.821	Int Std	100.0000	250.0000	1.0000	100.0000	819706.57
2	4.103	% TCMX	42.5681	106.4202	1.0000	42.5681	460753.83
3	4.576	Hexachlorobenzene	10.7394	26.8484	1.0000	10.7394	201768.26
4	4.626	a-BHC	11.5672	28.9180	1.0000	11.5672	239863.44
5	4.920	g-BHC	11.2647	28.1619	1.0000	11.2647	203212.33
6	5.134	b-BHC	10.8363	27.0909	1.0000	10.8363	61867.31
7	5.394	d-BHC	10.2186	25.5464	1.0000	10.2186	169889.12
8	5.569	Heptachlor	10.8764	27.1910	1.0000	10.8764	203127.54
9	5.956	Aldrin	11.0245	27.5613	1.0000	11.0245	190121.64
11	6.478	Heptachlor epoxide	10.8720	27.1799	1.0000	10.8720	163542.44
12	6.816	g-Chlordane	10.9950	27.4874	1.0000	10.9950	165184.20
13	6.923	a-Chlordane	10.9501	27.3751	1.0000	10.9501	146936.63
14	6.976	Endosulfan I	10.9969	27.4922	1.0000	10.9969	165137.85
15	7.186	4,4'-DDE	10.4889	26.2222	1.0000	10.4889	124771.26
16	7.346	Dieldrin	10.7631	26.9077	1.0000	10.7631	149122.43
17	7.638	Endrin	10.8857	27.2143	1.0000	10.8857	133546.03
18	7.859	4,4'-DDD	10.5061	26.2651	1.0000	10.5061	86175.17
19	7.924	Endosulfan II	10.8774	27.1935	1.0000	10.8774	122518.98
20	8.092	Endrin aldehyde	10.5732	26.4331	1.0000	10.5732	72516.03
21	8.258	4,4'-DDT	10.4002	26.0004	1.0000	10.4002	94719.53
22	8.389	Endosulfan sulfate	10.6193	26.5481	1.0000	10.6193	89006.21
23	8.862	Methoxychlor	8.7700	21.9250	1.0000	8.7700	34258.66
24	8.949	Endrin Ketone	10.1547	25.3867	1.0000	10.1547	99280.83
26	9.490	Mirex	11.2700	28.1749	1.0000	11.2700	75909.39
27	10.495	% DCBP	41.5788	103.9470	1.0000	41.5788	298556.93
				1049.4910	25.0000	419.7964	4571492.61

Client Id: Initial Calibration

Software Version: 4.1<1L22>
Date: 11/20/2019 08:02 AM
Sample Name : mix 1;51l
Data File : E:\TC2019\ECD4\11-NOV\N19A027.RAW Date: 11/19/2019 06:43 PM
Sequence File: E:\TC2019\ECD4\11-NOV\PEST.SEQ Cycle: 513 Channel : A
Instrument : AUTO4-DUAL_ECD Rack/Vial: 0/28 Operator:
Sample Amount : 1.0000 Dilution Factor : 1.00

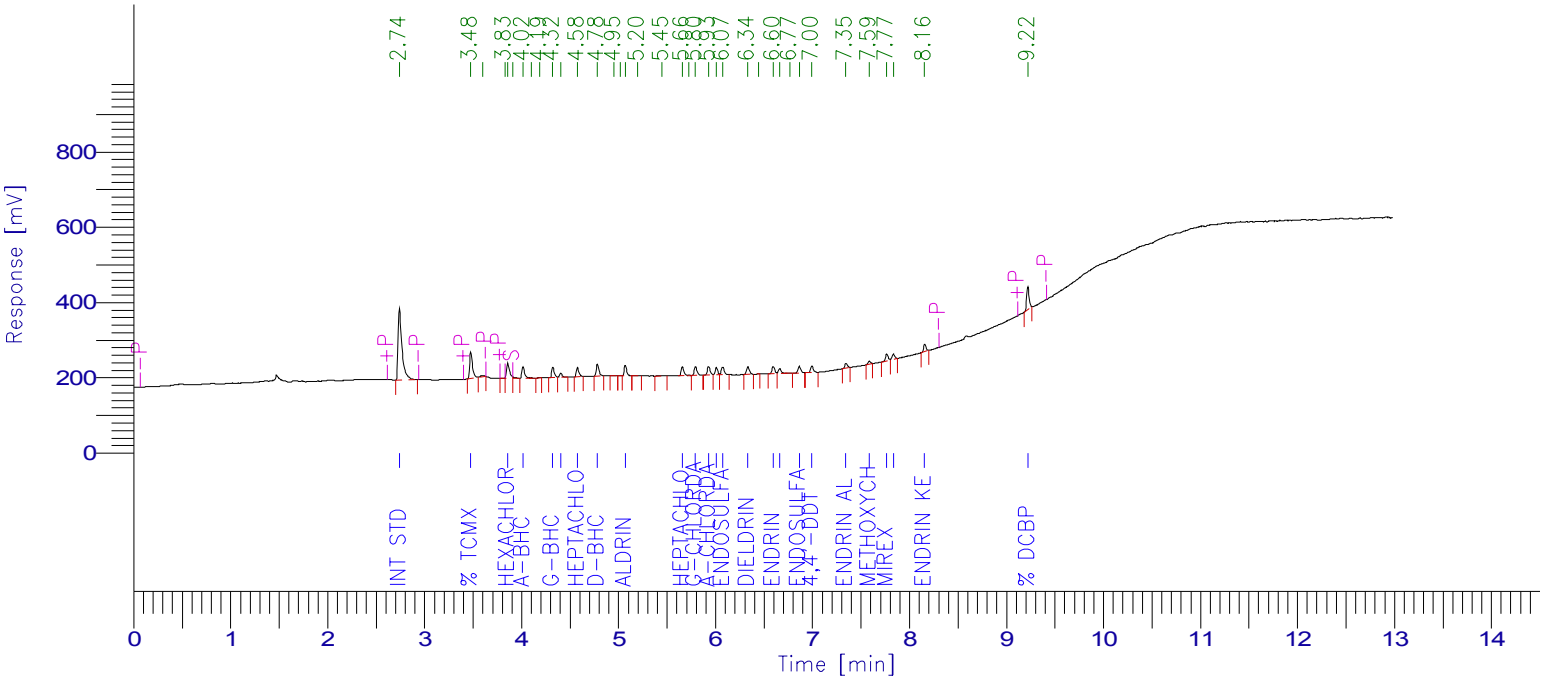

PESTICIDE REPORT

Peak #	Time [min]	Component Name	Raw Amount	Surrogate Recovery TCMX & DCBP	Multiplier	Adjusted Amount for Labowrks	Area [µV·s]
1	2.741	Int Std	100.0000	250.0000	1.0000	100.0000	527541.77
2	3.478	% TCMX	21.7648	54.4121	1.0000	21.7648	147294.00
5	3.858	Hexachlorobenzene	6.4326	16.0815	1.0000	6.4326	88558.17
7	4.016	a-BHC	5.5981	13.9952	1.0000	5.5981	58096.37
10	4.323	g-BHC	5.5948	13.9871	1.0000	5.5948	55669.17
11	4.405	b-BHC	5.5842	13.9605	1.0000	5.5842	22406.40
12	4.577	Heptachlor	5.3075	13.2689	1.0000	5.3075	46190.15
13	4.783	d-BHC	5.7551	14.3879	1.0000	5.7551	59689.38
16	5.070	Aldrin	5.5322	13.8305	1.0000	5.5322	51911.52
19	5.659	Heptachlor epoxide	5.7106	14.2764	1.0000	5.7106	48449.28
21	5.795	g-Chlordane	5.5920	13.9801	1.0000	5.5920	47795.59
22	5.930	A-CHLORDANE	5.7079	14.2699	1.0000	5.7079	48583.67
23	6.009	4,4'-DDE	5.4669	13.6673	1.0000	5.4669	37858.05
24	6.074	Endosulfan I	5.4192	13.5481	1.0000	5.4192	44605.79
25	6.335	Dieldrin	5.4312	13.5780	1.0000	5.4312	43307.86
27	6.596	Endrin	5.3394	13.3486	1.0000	5.3394	39174.46
28	6.664	4,4'-DDD	5.4765	13.6914	1.0000	5.4765	29205.91
30	6.865	Endosulfan II	5.5009	13.7522	1.0000	5.5009	35928.04
31	6.995	4,4'-DDT	5.3379	13.3447	1.0000	5.3379	32078.90
32	7.346	Endrin aldehyde	4.9535	12.3837	1.0000	4.9535	23228.71
33	7.587	Methoxychlor	5.1050	12.7624	1.0000	5.1050	15702.78
34	7.766	Mirex	5.6698	14.1744	1.0000	5.6698	35666.15
35	7.835	Endosulfan sulfate	5.2126	13.0316	1.0000	5.2126	27049.88
36	8.157	Endrin Ketone	5.5405	13.8512	1.0000	5.5405	37526.08
37	9.221	% DCBP	20.6191	51.5476	1.0000	20.6191	112748.07
				659.1312	25.0000	263.6525	1716266.17

Client Id: Initial Calibration

Software Version: 4.1<1L22>
Date: 11/20/2019 08:08 AM
Sample Name : mix 1;51l
Data File : E:\TC2019\ECD4\11-NOV\N19B027.RAW Date: 11/19/2019 06:43 PM
Sequence File: E:\TC2019\ECD4\11-NOV\PEST.SEQ Cycle: 513 Channel : B
Instrument : AUTO4-DUAL_ECD Rack/Vial: 0/28 Operator:
Sample Amount : 1.0000 Dilution Factor : 1.00

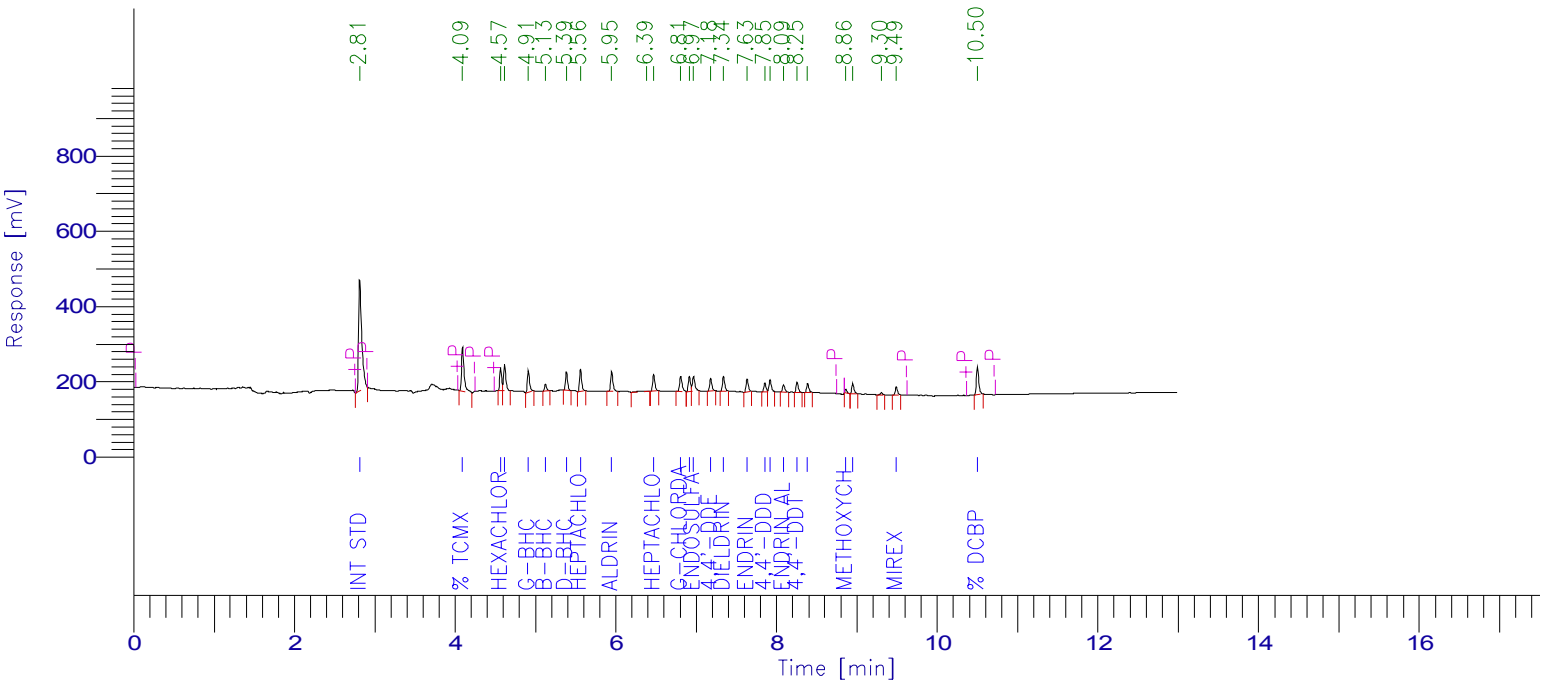

PESTICIDE REPORT

Peak #	Time [min]	Component Name	Raw Amount	Surrogate Recovery TCMX & DCBP	Multiplier	Adjusted Amount for Labowrks	Area [µV·s]
1	2.813	Int Std	100.0000	250.0000	1.0000	100.0000	819330.62
2	4.094	% TCMX	24.0099	60.0248	1.0000	24.0099	259762.48
3	4.567	Hexachlorobenzene	5.6552	14.1380	1.0000	5.6552	106199.62
4	4.617	a-BHC	6.5269	16.3173	1.0000	6.5269	135283.34
5	4.911	g-BHC	6.2278	15.5695	1.0000	6.2278	112295.65
6	5.125	b-BHC	5.7770	14.4425	1.0000	5.7770	32967.22
7	5.385	d-BHC	5.3804	13.4510	1.0000	5.3804	89410.81
8	5.560	Heptachlor	5.9340	14.8349	1.0000	5.9340	110771.60
9	5.948	Aldrin	6.0222	15.0555	1.0000	6.0222	103807.22
11	6.470	Heptachlor epoxide	5.7891	14.4727	1.0000	5.7891	87042.80
12	6.808	g-Chlordane	6.1769	15.4421	1.0000	6.1769	92756.18
13	6.916	a-Chlordane	5.9420	14.8551	1.0000	5.9420	79698.60
14	6.969	Endosulfan I	5.5755	13.9386	1.0000	5.5755	83686.97
15	7.180	4,4'-DDE	5.4839	13.7098	1.0000	5.4839	65204.43
16	7.340	Dieldrin	5.5558	13.8895	1.0000	5.5558	76940.57
17	7.633	Endrin	5.7535	14.3836	1.0000	5.7535	70550.98
18	7.854	4,4'-DDD	5.5901	13.9752	1.0000	5.5901	45831.26
19	7.920	Endosulfan II	5.6306	14.0764	1.0000	5.6306	63391.32
20	8.089	Endrin aldehyde	5.6317	14.0793	1.0000	5.6317	38607.18
21	8.254	4,4'-DDT	5.5219	13.8047	1.0000	5.5219	50267.47
22	8.386	Endosulfan sulfate	5.4659	13.6648	1.0000	5.4659	45791.98
23	8.860	Methoxychlor	4.4437	11.1094	1.0000	4.4437	17350.88
24	8.947	Endrin Ketone	5.4059	13.5148	1.0000	5.4059	52828.75
26	9.490	Mirex	5.8974	14.7436	1.0000	5.8974	39704.24
27	10.498	% DCBP	21.8761	54.6902	1.0000	21.8761	157009.31
				678.1834	25.0000	271.2734	2836491.51

Client Id: Initial Calibration

Software Version: 4.1<1L22>
Date: 11/20/2019 08:02 AM
Sample Name : mix 1a;50k
Data File : E:\TC2019\ECD4\11-NOV\N19A028.RAW Date: 11/19/2019 07:00 PM
Sequence File: E:\TC2019\ECD4\11-NOV\PEST.SEQ Cycle: 514 Channel : A
Instrument : AUTO4-DUAL_ECD Rack/Vial: 0/29 Operator:
Sample Amount : 1.0000 Dilution Factor : 1.00

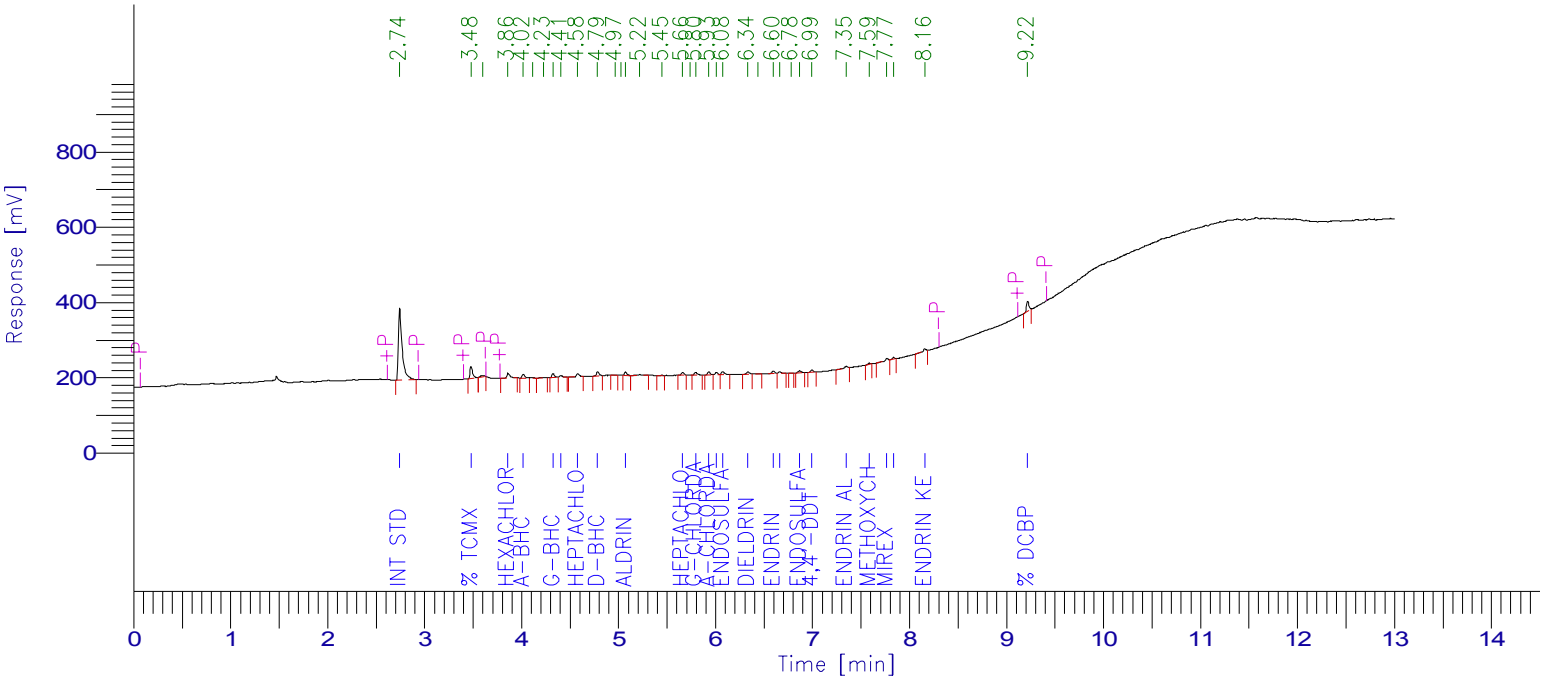

PESTICIDE REPORT

Peak #	Time [min]	Component Name	Raw Amount	Surrogate Recovery TCMX & DCBP	Multiplier	Adjusted Amount for Labowrks	Area [µV·s]
1	2.744	Int Std	100.0000	250.0000	1.0000	100.0000	510220.66
2	3.481	% TCMX	9.6687	24.1718	1.0000	9.6687	63284.80
4	3.862	Hexachlorobenzene	2.2921	5.7303	1.0000	2.2921	30519.63
5	4.019	a-BHC	1.8792	4.6981	1.0000	1.8792	18862.29
8	4.326	g-BHC	2.3479	5.8697	1.0000	2.3479	22594.44
9	4.407	b-BHC	2.6986	6.7465	1.0000	2.6986	10472.48
10	4.580	Heptachlor	1.9489	4.8721	1.0000	1.9489	16403.51
11	4.786	d-BHC	1.9089	4.7723	1.0000	1.9089	19148.34
14	5.072	Aldrin	1.8810	4.7025	1.0000	1.8810	17070.98
17	5.662	Heptachlor epoxide	1.7926	4.4814	1.0000	1.7926	14709.01
19	5.796	g-Chlordane	2.0123	5.0306	1.0000	2.0123	16634.19
20	5.931	A-CHLORDANE	1.9728	4.9320	1.0000	1.9728	16240.43
21	6.011	4,4'-DDE	1.9348	4.8370	1.0000	1.9348	12958.47
22	6.075	Endosulfan I	2.0167	5.0418	1.0000	2.0167	16054.66
23	6.335	Dieldrin	1.8895	4.7237	1.0000	1.8895	14571.97
25	6.597	Endrin	2.2216	5.5541	1.0000	2.2216	15764.50
26	6.664	4,4'-DDD	1.8877	4.7192	1.0000	1.8877	9736.26
28	6.866	Endosulfan II	1.8710	4.6775	1.0000	1.8710	11818.85
29	6.994	4,4'-DDT	1.9723	4.9307	1.0000	1.9723	11463.57
30	7.347	Endrin aldehyde	2.1015	5.2538	1.0000	2.1015	9531.25
31	7.589	Methoxychlor	2.0840	5.2100	1.0000	2.0840	6199.80
32	7.767	Mirex	2.1696	5.4241	1.0000	2.1696	13200.15
33	7.836	Endosulfan sulfate	1.9068	4.7669	1.0000	1.9068	9569.90
34	8.158	Endrin Ketone	1.8431	4.6078	1.0000	1.8431	12073.67
35	9.219	% DCBP	9.3412	23.3531	1.0000	9.3412	49402.14
				409.1070	25.0000	163.6428	948505.94

Client Id: Initial Calibration

Software Version: 4.1<1L22>
Date: 11/20/2019 08:08 AM
Sample Name : mix 1a;50k
Data File : E:\TC2019\ECD4\11-NOV\N19B028.RAW Date: 11/19/2019 07:00 PM
Sequence File: E:\TC2019\ECD4\11-NOV\PEST.SEQ Cycle: 514 Channel : B
Instrument : AUTO4-DUAL_ECD Rack/Vial: 0/29 Operator:
Sample Amount : 1.0000 Dilution Factor : 1.00

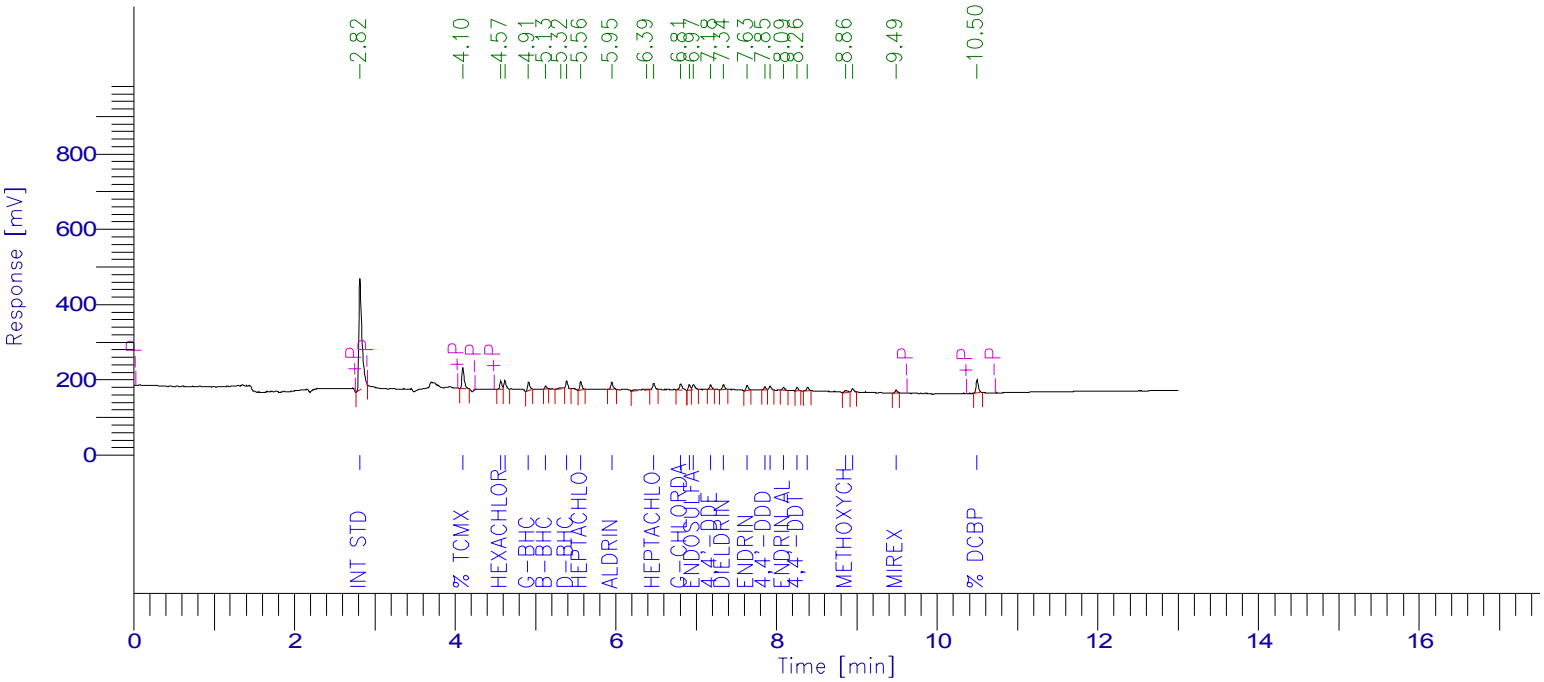

PESTICIDE REPORT

Peak #	Time [min]	Component Name	Raw Amount	Surrogate Recovery TCMX & DCBP	Multiplier	Adjusted Amount for Labowrks	Area [µV·s]
1	2.817	Int Std	100.0000	250.0000	1.0000	100.0000	787899.94
2	4.098	% TCMX	10.6714	26.6785	1.0000	10.6714	111024.63
3	4.570	Hexachlorobenzene	2.1462	5.3656	1.0000	2.1462	38758.44
4	4.620	a-BHC	2.1656	5.4141	1.0000	2.1656	43165.43
5	4.914	g-BHC	2.6432	6.6080	1.0000	2.6432	45832.15
6	5.128	b-BHC	2.1889	5.4721	1.0000	2.1889	12011.81
8	5.388	d-BHC	2.5244	6.3111	1.0000	2.5244	40341.49
9	5.564	Heptachlor	2.3945	5.9863	1.0000	2.3945	42984.92
10	5.949	Aldrin	2.1362	5.3405	1.0000	2.1362	35409.88
12	6.471	Heptachlor epoxide	2.1617	5.4042	1.0000	2.1617	31255.38
13	6.808	g-Chlordane	2.9806	7.4515	1.0000	2.9806	43041.92
14	6.917	a-Chlordane	2.4183	6.0459	1.0000	2.4183	31192.16
15	6.969	Endosulfan I	2.1456	5.3641	1.0000	2.1456	30970.32
16	7.180	4,4'-DDE	1.8456	4.6141	1.0000	1.8456	21102.92
17	7.340	Dieldrin	1.8999	4.7497	1.0000	1.8999	25301.67
18	7.633	Endrin	2.2984	5.7459	1.0000	2.2984	27102.08
19	7.854	4,4'-DDD	2.1127	5.2817	1.0000	2.1127	16656.62
20	7.919	Endosulfan II	1.9654	4.9135	1.0000	1.9654	21278.45
21	8.089	Endrin aldehyde	2.4450	6.1126	1.0000	2.4450	16118.36
22	8.255	4,4'-DDT	1.9366	4.8416	1.0000	1.9366	16953.61
23	8.386	Endosulfan sulfate	2.0887	5.2218	1.0000	2.0887	16827.33
24	8.861	Methoxychlor	4.2325	10.5813	1.0000	4.2325	15892.22
25	8.947	Endrin Ketone	1.9393	4.8483	1.0000	1.9393	18224.63
26	9.488	Mirex	2.0717	5.1792	1.0000	2.0717	13412.36
27	10.495	% DCBP	10.4969	26.2422	1.0000	10.4969	72448.16
				429.7736	25.0000	171.9095	1575206.87

7D-DEG
PESTICIDE DEGRADATION STANDARD

Lab Name: Phoenix Environmental Client: NETC

Lab Code: Phoenix Case No.: SAS No.: SDG No.: GCE67556

GC Col A: CLPesticides ID: 0.32 (mm) Date Analyzed: 11/27/19

Instrument: ECD4 Time Analyzed: 08:51

File: N27A005

ENDRIN BREAKDOWN

Compounds	Area
Endrin	344722.99
Endrin Aldehyde	5079.38
Endrin Ketone	40662.15
Total Area	390464.52

Endrin Ketone	40662.15
Endrin Aldehyde	5079.38
Breakdown Area	45741.53

Endrin Breakdown %	**11.7**

Breakdown Area / Total Area
Should be < 15% must be < 20%

DDT BREAKDOWN

Compounds	Area
DDT	584479.39
DDE	1710.90
DDD	0.00
Total Area	586190.29

DDE	0.00
DDD	1710.90
Breakdown Area	1710.90

DDT Breakdown %	**0.3**

Breakdown Area / Total Area
Should be < 15% must be < 20%

FORM VII PEST DEG

7D-DEG
PESTICIDE DEGRADATION STANDARD

Lab Name: Phoenix Environmental Client: NETC

Lab Code: Phoenix Case No.: SAS No.: SDG No.: GCE67556

GC Col B: Rtx-440 ID: 0.32 (mm) Date Analyzed: 11/27/19

Instrument: ECD4 Time Analyzed: 08:51

File: N27B005

ENDRIN BREAKDOWN

Compounds	Area
Endrin	422444.03
Endrin Aldehyde	6931.61
Endrin Ketone	0.00
Total Area	429375.64

Endrin Ketone	0.00
Endrin Aldehyde	6931.61
Breakdown Area	6931.61

Endrin Breakdown %	**1.6**

Breakdown Area / Total Area
Should be < 15% must be < 20%

DDT BREAKDOWN

Compounds	Area
DDT	603166.30
DDE	0.00
DDD	0.00
Total Area	603166.30

DDE	0.00
DDD	0.00
Breakdown Area	0.00

DDT Breakdown %	**0.0**

Breakdown Area / Total Area
Should be < 15% must be < 20%

FORM VII PEST DEG

Client Id: Degradation Standard

Software Version: 4.1<1L22>
Date: 11/27/2019 09:29 AM
Sample Name : deg;52h
Data File : E:\TC2019\ECD4\11-NOV\N27A005.RAW Date: 11/27/2019 08:51 AM
Sequence File: E:\TC2019\ECD4\11-NOV\PEST.SEQ Cycle: 843 Channel : A
Instrument : AUTO4-DUAL_ECD Rack/Vial: 0/6 Operator:
Sample Amount : 1.0000 Dilution Factor : 1.00

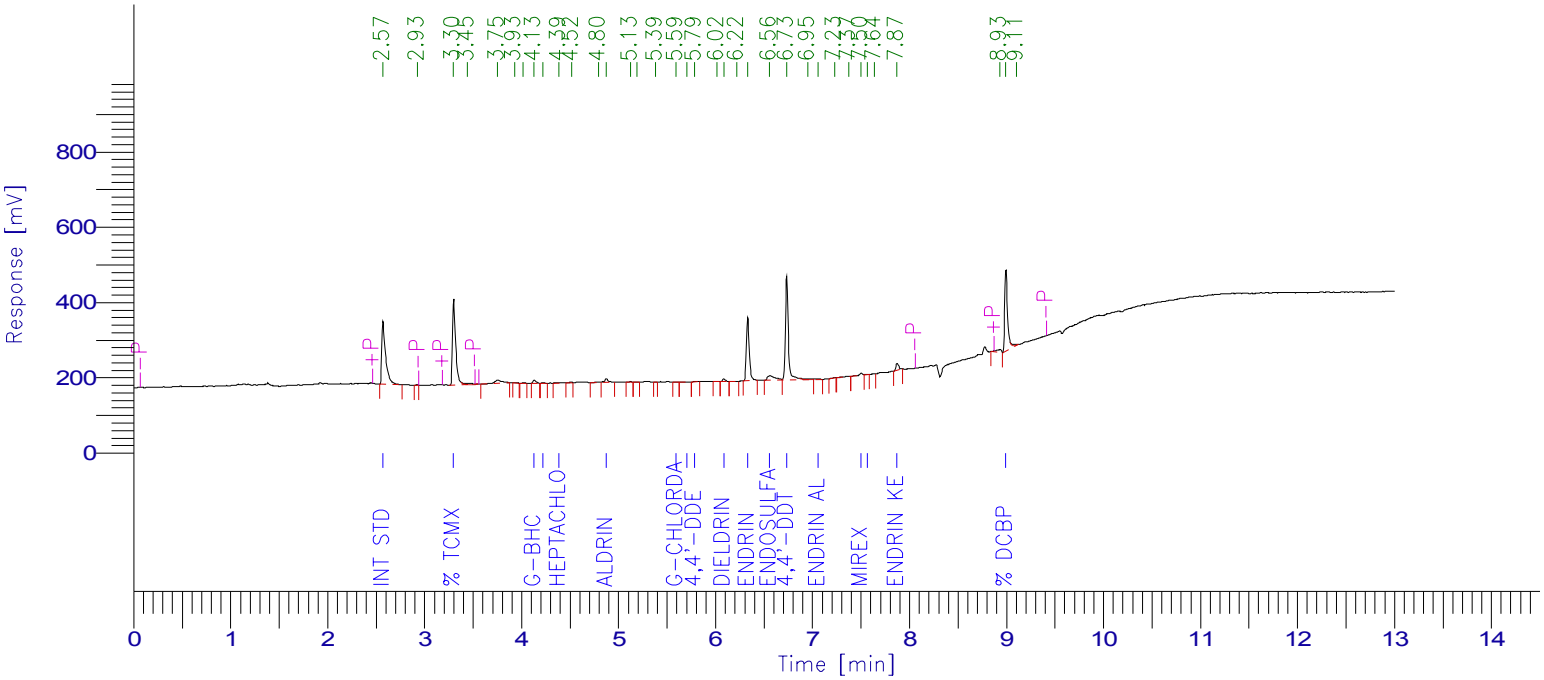

PESTICIDE REPORT

Peak #	Time [min]	Component Name	Raw Amount	Surrogate Recovery TCMX & DCBP	Multiplier	Adjusted Amount for Labowrks	Area [µV·s]
1	2.572	Int Std	100.0000	250.0000	1.0000	100.0000	465767.32
3	3.301	% TCMX	88.7361	221.8402	1.0000	88.7361	530202.86
0	3.658	Hexachlorobenzene	0.0000	0.0000	1.0000	0.0000	0.00
0	3.805	a-BHC	0.0000	0.0000	1.0000	0.0000	0.00
8	4.131	g-BHC	1.9370	4.8425	1.0000	1.9370	17016.40
9	4.220	b-BHC	0.2460	0.6150	1.0000	0.2460	871.53
10	4.388	Heptachlor	0.5466	1.3665	1.0000	0.5466	4199.91
0	4.590	d-BHC	0.0000	0.0000	1.0000	0.0000	0.00
13	4.875	Aldrin	2.7632	6.9080	1.0000	2.7632	22892.48
0	5.435	Heptachlor epoxide	0.0000	0.0000	1.0000	0.0000	0.00
17	5.593	g-Chlordane	0.2333	0.5832	1.0000	0.2333	1760.29
18	5.703	A-CHLORDANE	0.3330	0.8326	1.0000	0.3330	2502.75
19	5.787	4,4'-DDE	0.2798	0.6996	1.0000	0.2798	1710.90
0	5.834	Endosulfan I	0.0000	0.0000	1.0000	0.0000	0.00
21	6.086	Dieldrin	2.1394	5.3484	1.0000	2.1394	15061.55
23	6.332	Endrin	53.2171	133.0428	1.0000	53.2171	344722.99
0	6.390	4,4'-DDD	0.0000	0.0000	1.0000	0.0000	0.00
24	6.561	Endosulfan II	12.0016	30.0041	1.0000	12.0016	69207.55
25	6.734	4,4'-DDT	110.1555	275.3888	1.0000	110.1555	584479.39
27	7.059	Endrin aldehyde	1.2268	3.0671	1.0000	1.2268	5079.38
0	7.306	Methoxychlor	0.0000	0.0000	1.0000	0.0000	0.00
30	7.504	Mirex	2.4291	6.0728	1.0000	2.4291	13491.31
31	7.564	Endosulfan sulfate	0.4702	1.1755	1.0000	0.4702	2154.28
33	7.874	Endrin Ketone	6.7998	16.9994	1.0000	6.7998	40662.15
35	8.995	% DCBP	92.2764	230.6909	1.0000	92.2764	445495.03
				1189.4774	25.0000	475.7910	2567278.07

Client Id: Degradation Standard

Software Version: 4.1<1L22>
Date: 11/27/2019 09:30 AM
Sample Name : deg;52h
Data File : E:\TC2019\ECD4\11-NOV\N27B005.RAW Date: 11/27/2019 08:51 AM
Sequence File: E:\TC2019\ECD4\11-NOV\PEST.SEQ Cycle: 843 Channel : B
Instrument : AUTO4-DUAL_ECD Rack/Vial: 0/6 Operator:
Sample Amount : 1.0000 Dilution Factor : 1.00

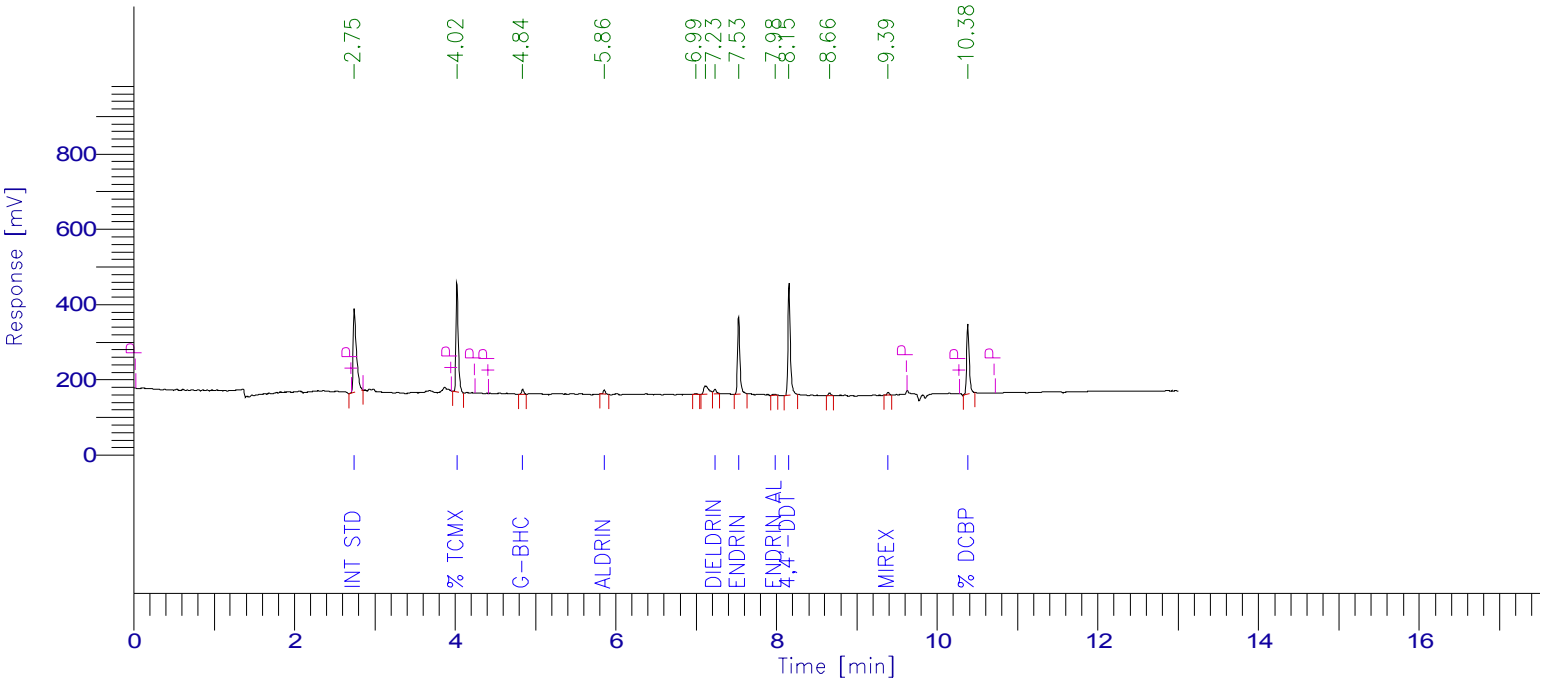

PESTICIDE REPORT

Peak #	Time [min]	Component Name	Raw Amount	Surrogate Recovery TCMX & DCBP	Multiplier	Adjusted Amount for Labowrks	Area [µV·s]
1	2.745	Int Std	100.0000	250.0000	1.0000	100.0000	633634.40
2	4.023	% TCMX	70.7895	176.9737	1.0000	70.7895	592289.12
0	4.480	Hexachlorobenzene	0.0000	0.0000	1.0000	0.0000	0.00
0	4.529	a-BHC	0.0000	0.0000	1.0000	0.0000	0.00
3	4.840	g-BHC	1.9339	4.8347	1.0000	1.9339	26967.22
0	5.026	b-BHC	0.0000	0.0000	1.0000	0.0000	0.00
0	5.281	d-BHC	0.0000	0.0000	1.0000	0.0000	0.00
0	5.453	Heptachlor	0.0000	0.0000	1.0000	0.0000	0.00
4	5.857	Aldrin	1.7326	4.3316	1.0000	1.7326	23097.31
0	6.366	Heptachlor epoxide	0.0000	0.0000	1.0000	0.0000	0.00
0	6.698	g-Chlordane	0.0000	0.0000	1.0000	0.0000	0.00
0	6.803	a-Chlordane	0.0000	0.0000	1.0000	0.0000	0.00
0	6.860	Endosulfan I	0.0000	0.0000	1.0000	0.0000	0.00
0	7.063	4,4'-DDE	0.0000	0.0000	1.0000	0.0000	0.00
7	7.234	Dieldrin	2.6262	6.5655	1.0000	2.6262	28126.49
8	7.529	Endrin	44.5467	111.3668	1.0000	44.5467	422444.03
0	7.738	4,4'-DDD	0.0000	0.0000	1.0000	0.0000	0.00
0	7.801	Endosulfan II	0.0000	0.0000	1.0000	0.0000	0.00
9	7.983	Endrin aldehyde	1.3075	3.2686	1.0000	1.3075	6931.61
10	8.154	4,4'-DDT	85.6756	214.1890	1.0000	85.6756	603166.30
0	8.260	Endosulfan sulfate	0.0000	0.0000	1.0000	0.0000	0.00
0	8.727	Methoxychlor	0.0000	0.0000	1.0000	0.0000	0.00
0	8.812	Endrin Ketone	0.0000	0.0000	1.0000	0.0000	0.00
12	9.386	Mirex	2.9404	7.3511	1.0000	2.9404	15309.60
13	10.380	% DCBP	71.4907	178.7267	1.0000	71.4907	396812.29
				957.6077	25.0000	383.0431	2748778.37

7D
PESTICIDE CALIBRATION VERIFICATION SUMMARY
Primary

Lab Name: Phoenix Environmental Client: NETC

Lab Code: Phoenix Case No.: SAS No.: SDG No.: GCE67556

GC Col A: CLPesticide ID: 0.53 (mm) Init. Calib. Date(s): 11/19/19 11/19/19

EPA Sample No.(PIBLK): hex Date Analyzed: 11/27/19

LAB Sample ID (PIBLK): hex - N27A003 Time Analyzed: 8:17

EPA Sample No.(PEM): Date Analyzed:

LAB Sample ID (PEM): Time Analyzed:

Instrument: ECD4 File: N27A003

COMPOUND	RT	RT WINDOW FROM	RT WINDOW TO	CALC AMOUNT ppb	NOM AMOUNT ppb	% D		CF
alpha-BHC		3.97	4.07	1.0U				
beta-BHC		4.36	4.46	1.0U				
delta-BHC		4.74	4.84	3.3U				
gamma-BHC (Lindane)		4.28	4.38	1.0U				
Heptachlor		4.53	4.63	3.3U				
Aldrin		5.02	5.12	1.0U				
Heptachlor Epoxide		5.59	5.73	3.3U				
Endosulfan I		6.01	6.15	3.3U				
Dieldrin		6.27	6.41	1.0U				
4,4' -DDE		5.94	6.08	1.7U				
Endrin		6.53	6.67	3.3U				
Endosulfan II		6.79	6.93	3.3U				
4,4' -DDD		6.60	6.74	1.7U				
Endosulfan Sulfate		7.76	7.90	3.3U				
4,4' -DDT		6.93	7.07	1.7U				
Methoxychlor		7.52	7.66	3.3U				
Endrin ketone		8.09	8.23	3.3U				
Endrin Aldehyde		7.28	7.42	3.3U				
alpha-Chlordane		5.86	6.00	3.3U				
gamma-Chlordane		5.73	5.87	3.3U				

QC LIMITS:
%D must be less than or equal to 20% (*) Criteria exceeded. CF=Calibration/Response Factor
Both channels need to have the compound detected for a concentration to be reported on either channel.

FORM VII PEST

7D
PESTICIDE CALIBRATION VERIFICATION SUMMARY
Confirmation

Lab Name: Phoenix Environmental Client: NETC

Lab Code: Phoenix Case No.: SAS No.: SDG No.: GCE67556

GC Col B: Rtx-440 ID: 0.32 (mm) Init. Calib. Date(s): 11/19/19 11/19/19

EPA Sample No.(PIBLK): hex Date Analyzed: 11/27/19

LAB Sample ID (PIBLK): hex - N27B003 Time Analyzed: 8:17

EPA Sample No.(PEM): Date Analyzed:

LAB Sample ID (PEM): Time Analyzed:

Instrument: ECD4 File: N27B003

COMPOUND	RT	RT WINDOW FROM	RT WINDOW TO	CALC AMOUNT ppb	NOM AMOUNT ppb	% D		CF
alpha-BHC		4.57	4.67	1.0U				
beta-BHC		5.08	5.18	1.0U				
delta-BHC		5.34	5.44	3.3U				
gamma-BHC (Lindane)		4.87	4.97	1.0U				
Heptachlor		5.51	5.61	3.3U				
Aldrin		5.90	6.00	1.0U				
Heptachlor Epoxide		6.40	6.54	3.3U				
Endosulfan I		6.90	7.04	3.3U				
Dieldrin		7.27	7.41	1.0U				
4,4' -DDE		7.11	7.25	1.7U				
Endrin		7.56	7.70	3.3U				
Endosulfan II		7.85	7.99	3.3U				
4,4' -DDD		7.79	7.93	1.7U				
Endosulfan Sulfate		8.31	8.45	3.3U				
4,4' -DDT		8.18	8.32	1.7U				
Methoxychlor		8.79	8.93	3.3U				
Endrin ketone		8.88	9.02	3.3U				
Endrin Aldehyde		8.02	8.16	3.3U				
alpha-Chlordane		6.85	6.99	3.3U				
gamma-Chlordane		6.74	6.88	3.3U				

QC LIMITS:
%D must be less than or equal to 20% (*) Criteria exceeded. CF=Calibration/Response Factor
Both channels need to have the compound detected for a concentration to be reported on either channel.

FORM VII PEST

Client Id: Continuing Blank

Software Version: 4.1<1L22>
Date: 11/27/2019 09:28 AM
Sample Name : hex
Data File : E:\TC2019\ECD4\11-NOV\N27A003.RAW Date: 11/27/2019 08:17 AM
Sequence File: E:\TC2019\ECD4\11-NOV\PEST.SEQ Cycle: 841 Channel : A
Instrument : AUTO4-DUAL_ECD Rack/Vial: 0/1 Operator:
Sample Amount : 1.0000 Dilution Factor : 1.00

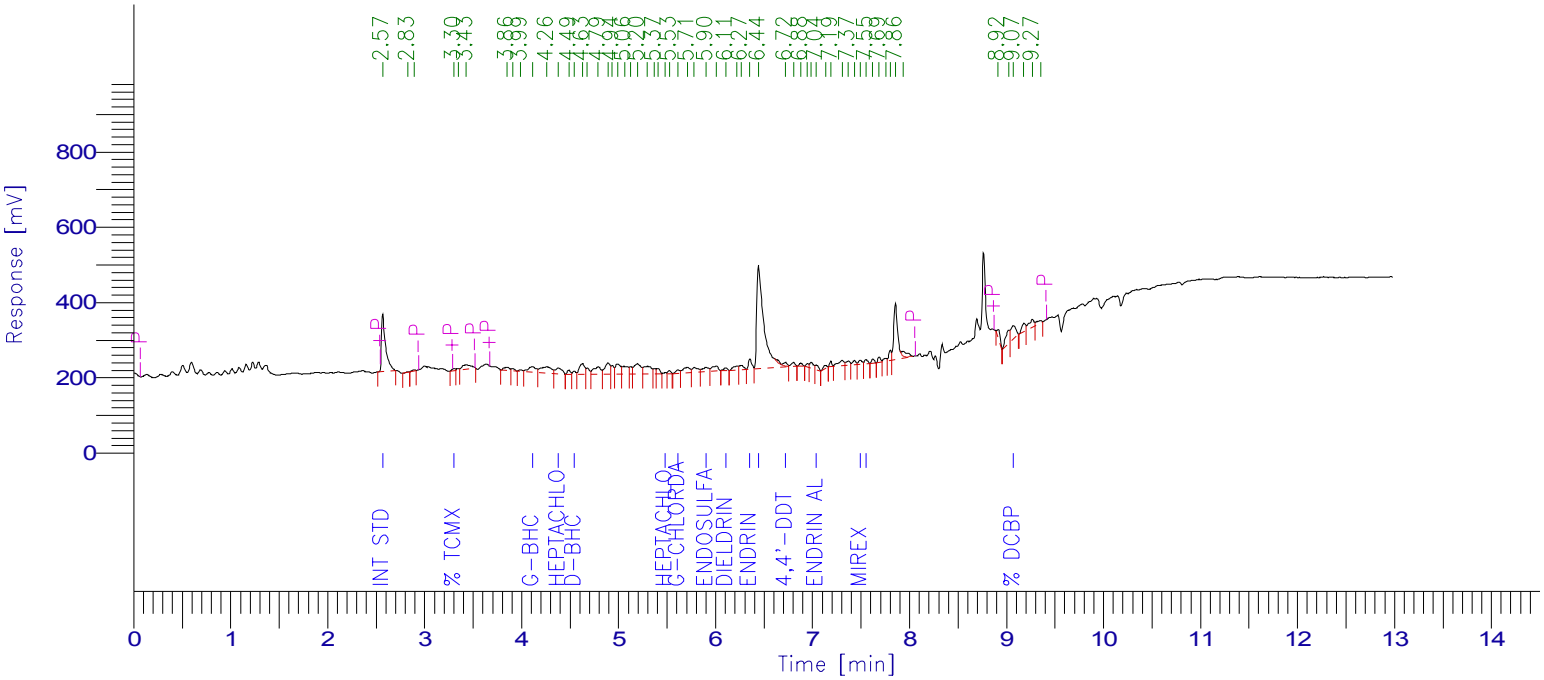

PESTICIDE REPORT

Peak #	Time [min]	Component Name	Raw Amount	Surrogate Recovery TCMX & DCBP	Multiplier	Adjusted Amount for Labowrks	Area [µV·s]
1	2.569	Int Std	100.0000	250.0000	1.0000	100.0000	450646.26
4	3.302	% TCMX	2.2016	5.5039	1.0000	2.2016	12727.50
0	3.684	Hexachlorobenzene	0.0000	0.0000	1.0000	0.0000	0.00
0	3.832	a-BHC	0.0000	0.0000	1.0000	0.0000	0.00
10	4.114	g-BHC	10.1364	25.3409	1.0000	10.1364	86156.51
0	4.232	b-BHC	0.0000	0.0000	1.0000	0.0000	0.00
12	4.382	Heptachlor	10.4100	26.0251	1.0000	10.4100	77390.24
14	4.544	d-BHC	2.2140	5.5349	1.0000	2.2140	19615.15
0	4.872	Aldrin	0.0000	0.0000	1.0000	0.0000	0.00
27	5.484	Heptachlor epoxide	0.9492	2.3731	1.0000	0.9492	6879.51
29	5.613	g-Chlordane	3.7911	9.4776	1.0000	3.7911	27679.43
0	5.719	A-CHLORDANE	0.0000	0.0000	1.0000	0.0000	0.00
0	5.798	4,4'-DDE	0.0000	0.0000	1.0000	0.0000	0.00
32	5.902	Endosulfan I	7.4495	18.6238	1.0000	7.4495	52379.44
34	6.106	Dieldrin	3.0892	7.7230	1.0000	3.0892	21042.47
37	6.354	Endrin	10.5412	26.3529	1.0000	10.5412	66065.46
38	6.444	4,4'-DDD	307.8632	769.6579	1.0000	307.8632	1402492.88
0	6.618	Endosulfan II	0.0000	0.0000	1.0000	0.0000	0.00
39	6.722	4,4'-DDT	8.5959	21.4897	1.0000	8.5959	44128.51
44	7.040	Endrin aldehyde	7.6575	19.1439	1.0000	7.6575	30674.85
0	7.344	Methoxychlor	0.0000	0.0000	1.0000	0.0000	0.00
50	7.494	Mirex	5.7213	14.3032	1.0000	5.7213	30744.21
51	7.553	Endosulfan sulfate	6.6182	16.5454	1.0000	6.6182	29337.59
0	7.892	Endrin Ketone	0.0000	0.0000	1.0000	0.0000	0.00
60	9.069	% DCBP	28.2890	70.7224	1.0000	28.2890	132140.56
				1288.8178	25.0000	515.5271	2490100.58

Software Version: 4.1<1L22>
Date: 12/4/2019 01:09 PM
Sample Name : hex
Data File : E:\TC2019\ECD4\11-NOV\N27B003.RAW Date: 11/27/2019 08:17 AM
Sequence File: E:\TC2019\ECD4\11-NOV\PEST.SEQ Cycle: 841 Channel : B
Instrument : AUTO4-DUAL_ECD Rack/Vial: 0/1 Operator:
Sample Amount : 1.0000 Dilution Factor : 1.00

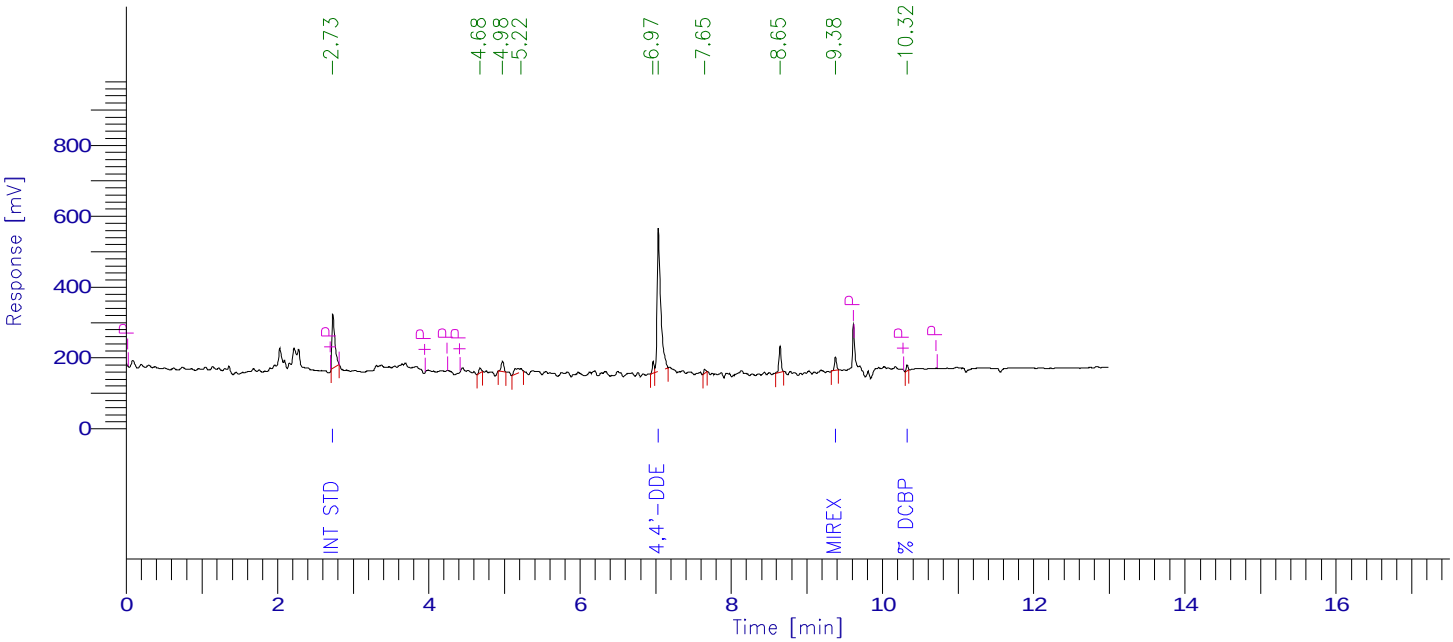

PESTICIDE REPORT

Peak #	Time [min]	Component Name	Raw Amount	Surrogate Recovery TCMX & DCBP	Multiplier	Adjusted Amount for Labowrks	Area [µV·s]
1	2.733	Int Std	100.0000	250.0000	1.0000	100.0000	399534.47
0	4.016	% TCMX	0.0000	0.0000	1.0000	0.0000	0.00
0	4.480	Hexachlorobenzene	0.0000	0.0000	1.0000	0.0000	0.00
0	4.529	a-BHC	0.0000	0.0000	1.0000	0.0000	0.00
0	4.816	g-BHC	0.0000	0.0000	1.0000	0.0000	0.00
0	5.026	b-BHC	0.0000	0.0000	1.0000	0.0000	0.00
0	5.281	d-BHC	0.0000	0.0000	1.0000	0.0000	0.00
0	5.453	Heptachlor	0.0000	0.0000	1.0000	0.0000	0.00
0	5.832	Aldrin	0.0000	0.0000	1.0000	0.0000	0.00
0	6.366	Heptachlor epoxide	0.0000	0.0000	1.0000	0.0000	0.00
0	6.698	g-Chlordane	0.0000	0.0000	1.0000	0.0000	0.00
0	6.803	a-Chlordane	0.0000	0.0000	1.0000	0.0000	0.00
0	6.860	Endosulfan I	0.0000	0.0000	1.0000	0.0000	0.00
6	7.034	4,4'-DDE	233.9135	584.7837	1.0000	233.9135	1356239.96
0	7.220	Dieldrin	0.0000	0.0000	1.0000	0.0000	0.00
0	7.519	Endrin	0.0000	0.0000	1.0000	0.0000	0.00
0	7.738	4,4'-DDD	0.0000	0.0000	1.0000	0.0000	0.00
0	7.801	Endosulfan II	0.0000	0.0000	1.0000	0.0000	0.00
0	7.967	Endrin aldehyde	0.0000	0.0000	1.0000	0.0000	0.00
0	8.131	4,4'-DDT	0.0000	0.0000	1.0000	0.0000	0.00
0	8.260	Endosulfan sulfate	0.0000	0.0000	1.0000	0.0000	0.00
0	8.727	Methoxychlor	0.0000	0.0000	1.0000	0.0000	0.00
0	8.812	Endrin Ketone	0.0000	0.0000	1.0000	0.0000	0.00
9	9.376	Mirex	21.7951	54.4877	1.0000	21.7951	71553.01
10	10.324	% DCBP	7.9980	19.9951	1.0000	7.9980	27992.05
				909.2665	25.0000	363.7066	1855319.49

7D
PESTICIDE CALIBRATION VERIFICATION SUMMARY
Primary

Lab Name: Phoenix Environmental Client: NETC

Lab Code: Phoenix Case No.: SAS No.: SDG No.: GCE67556

GC Col A: CLPesticide ID: 0.53 (mm) Init. Calib. Date(s): 11/19/19 11/19/19

EPA Sample No.(PIBLK): Date Analyzed:

LAB Sample ID (PIBLK): Time Analyzed:

EPA Sample No.(PEM): mix 4;51q Date Analyzed: 11/27/19

LAB Sample ID (PEM): mix 4;51q - N27A004 Time Analyzed: 8:34

Instrument: ECD4 File: N27A004

COMPOUND	RT	RT WINDOW FROM	RT WINDOW TO	RAW AMOUNT ppb	NOM AMOUNT ppb	% D		CF
alpha-BHC	3.82	3.97	4.07	51	50	2		1.967
beta-BHC	4.21	4.36	4.46	45	50	10		0.761
delta-BHC	4.59	4.74	4.84	50	50	0		1.966
gamma-BHC (Lindane)	4.13	4.28	4.38	48	50	4		1.886
Heptachlor	4.38	4.53	4.63	50	50	0		1.650
Aldrin	4.87	5.02	5.12	50	50	0		1.779
Heptachlor Epoxide	5.44	5.59	5.73	50	50	0		1.608
Endosulfan I	5.83	6.01	6.15	51	50	2		1.560
Dieldrin	6.08	6.27	6.41	50	50	0		1.512
4,4' -DDE	5.78	5.94	6.08	48	50	4		1.313
Endrin	6.33	6.53	6.67	52	50	4		1.391
Endosulfan II	6.58	6.79	6.93	57	50	14		1.238
4,4' -DDD	6.41	6.60	6.74	49	50	2		1.011
Endosulfan Sulfate	7.54	7.76	7.90	53	50	6		0.984
4,4' -DDT	6.73	6.93	7.07	52	50	4		1.139
Methoxychlor	7.33	7.52	7.66	53	50	6		0.583
Endrin ketone	7.87	8.09	8.23	60	50	20		1.284
Endrin Aldehyde	7.05	7.28	7.42	51	50	2		0.889
alpha-Chlordane	5.70	5.86	6.00	49	50	2		1.613
gamma-Chlordane	5.57	5.73	5.87	48	50	4		1.620
Decachlorobiphenyl	8.99	9.12	9.32	91	80	14		1.037
Tetrachloro-m-xylene	3.30	3.43	3.53	84	80	5		1.283

QC LIMITS:
%D must be less than or equal to 20% (*) Criteria exceeded. CF=Calibration/Response Factor

FORM VII PEST

7D
PESTICIDE CALIBRATION VERIFICATION SUMMARY
Confirmation

Lab Name: Phoenix Environmental Client: NETC

Lab Code: Phoenix Case No.: SAS No.: SDG No.: GCE67556

GC Col B: Rtx-440 ID: 0.32 (mm) Init. Calib. Date(s): 11/19/19 11/19/19

EPA Sample No.(PIBLK): Date Analyzed:

LAB Sample ID (PIBLK): Time Analyzed:

EPA Sample No.(PEM): mix 4;51q Date Analyzed: 11/27/19

LAB Sample ID (PEM): mix 4;51q - N27B004 Time Analyzed: 8:34

Instrument: ECD4 File: N27B004

COMPOUND	RT	RT WINDOW FROM	RT WINDOW TO	RAW AMOUNT ppb	NOM AMOUNT ppb	% D		CF
alpha-BHC	4.54	4.57	4.67	43	50	14		2.530
beta-BHC	5.05	5.08	5.18	43	50	14		0.696
delta-BHC	5.31	5.34	5.44	43	50	14		2.028
gamma-BHC (Lindane)	4.83	4.87	4.97	43	50	14		2.201
Heptachlor	5.47	5.51	5.61	42	50	16		2.278
Aldrin	5.85	5.90	6.00	44	50	12		2.104
Heptachlor Epoxide	6.37	6.40	6.54	45	50	10		1.835
Endosulfan I	6.86	6.90	7.04	43	50	14		1.832
Dieldrin	7.23	7.27	7.41	43	50	14		1.690
4,4' -DDE	7.07	7.11	7.25	53	50	6		1.451
Endrin	7.52	7.56	7.70	48	50	4		1.497
Endosulfan II	7.81	7.85	7.99	47	50	6		1.374
4,4' -DDD	7.75	7.79	7.93	45	50	10		1.001
Endosulfan Sulfate	8.28	8.31	8.45	43	50	14		1.023
4,4' -DDT	8.14	8.18	8.32	49	50	2		1.111
Methoxychlor	8.75	8.79	8.93	52	50	4		0.477
Endrin ketone	8.84	8.88	9.02	43	50	14		1.193
Endrin Aldehyde	7.98	8.02	8.16	40	50	20		0.837
alpha-Chlordane	6.80	6.85	6.99	45	50	10		1.637
gamma-Chlordane	6.70	6.74	6.88	43	50	14		1.833
Decachlorobiphenyl	10.37	10.39	10.59	80	80	0		0.876
Tetrachloro-m-xylene	4.02	4.05	4.15	72	80	10		1.320

QC LIMITS:
%D must be less than or equal to 20% (*) Criteria exceeded. CF=Calibration/Response Factor

FORM VII PEST

Client Id: Continuing Calibration

Software Version: 4.1<1L22>
Date: 11/27/2019 09:33 AM
Sample Name : mix 4;51q
Data File : E:\TC2019\ECD4\11-NOV\N27A004.RAW Date: 11/27/2019 08:34 AM
Sequence File: E:\TC2019\ECD4\11-NOV\PEST.SEQ Cycle: 842 Channel : A
Instrument : AUTO4-DUAL_ECD Rack/Vial: 0/5 Operator:
Sample Amount : 1.0000 Dilution Factor : 1.00

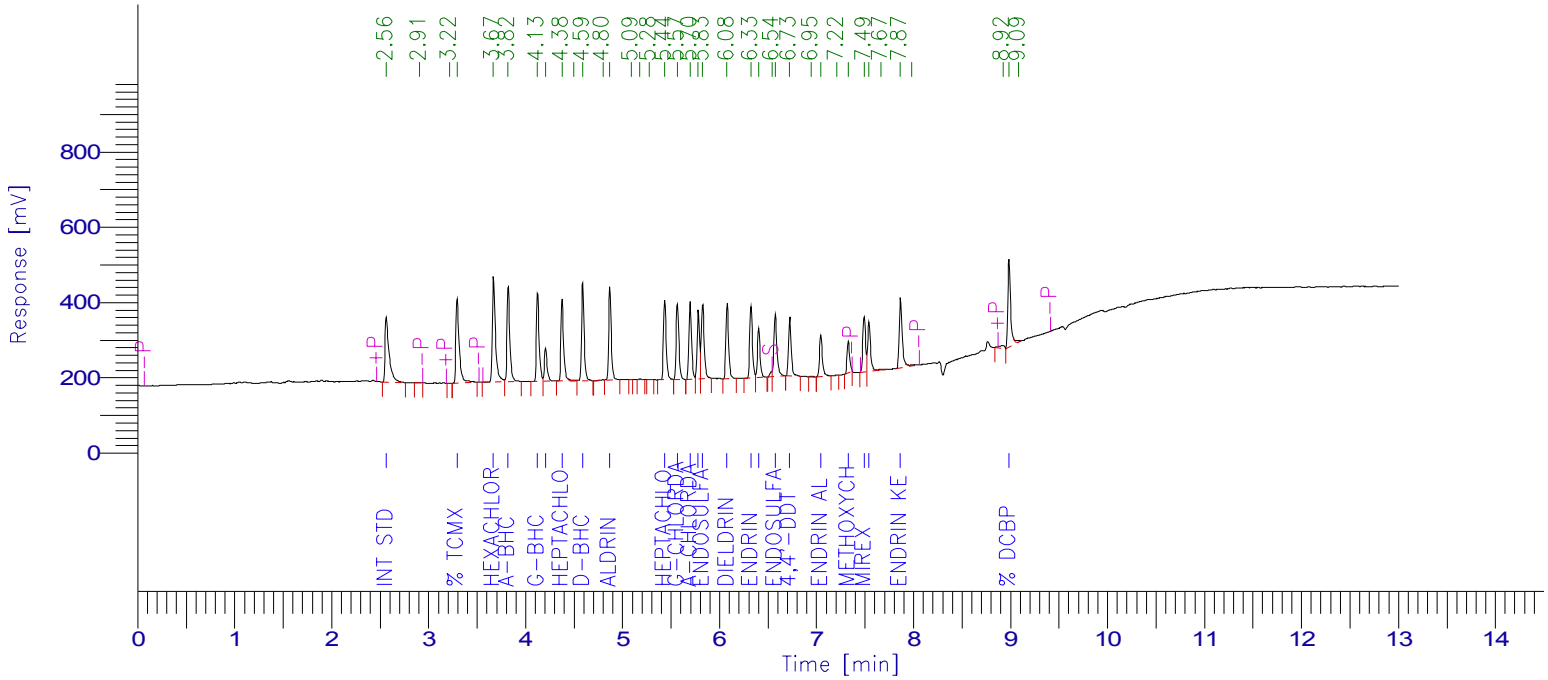

PESTICIDE REPORT

Peak #	Time [min]	Component Name	Raw Amount	Surrogate Recovery TCMX & DCBP	Multiplier	Adjusted Amount for Labowrks	Area [µV·s]
1	2.564	Int Std	100.0000	250.0000	1.0000	100.0000	504696.30
4	3.295	% TCMX	84.1170	210.2926	1.0000	84.1170	544611.67
5	3.670	Hexachlorobenzene	48.5481	121.3703	1.0000	48.5481	639420.95
6	3.822	a-BHC	51.4259	128.5649	1.0000	51.4259	510583.46
7	4.125	g-BHC	47.8495	119.6239	1.0000	47.8495	455488.92
8	4.207	b-BHC	44.8554	112.1385	1.0000	44.8554	172186.83
9	4.378	Heptachlor	50.4022	126.0056	1.0000	50.4022	419641.65
11	4.590	d-BHC	49.5229	123.8073	1.0000	49.5229	491383.48
13	4.870	Aldrin	50.3433	125.8582	1.0000	50.3433	451940.61
17	5.435	Heptachlor epoxide	49.7897	124.4742	1.0000	49.7897	404130.12
18	5.566	g-Chlordane	47.8326	119.5815	1.0000	47.8326	391124.58
19	5.698	A-CHLORDANE	48.6782	121.6956	1.0000	48.6782	396386.21
20	5.782	4,4'-DDE	47.8245	119.5612	1.0000	47.8245	316839.43
21	5.827	Endosulfan I	50.6043	126.5106	1.0000	50.6043	398487.57
22	6.080	Dieldrin	50.4487	126.1217	1.0000	50.4487	384853.46
23	6.325	Endrin	52.1879	130.4698	1.0000	52.1879	366310.84
24	6.405	4,4'-DDD	48.7952	121.9880	1.0000	48.7952	248951.39
26	6.576	Endosulfan II	57.1477	142.8691	1.0000	57.1477	357086.00
27	6.725	4,4'-DDT	52.0402	130.1005	1.0000	52.0402	299201.05
29	7.045	Endrin aldehyde	51.4292	128.5730	1.0000	51.4292	230726.09
31	7.329	Methoxychlor	53.0386	132.5965	1.0000	53.0386	156080.22
32	7.492	Mirex	48.9548	122.3871	1.0000	48.9548	294617.82
33	7.542	Endosulfan sulfate	52.9592	132.3979	1.0000	52.9592	262918.83
35	7.867	Endrin Ketone	59.9409	149.8523	1.0000	59.9409	388401.96
38	8.985	% DCBP	91.4799	228.6998	1.0000	91.4799	478563.16
				3475.5401	25.0000	1390.2160	9564632.58

Client Id: Continuing Calibration

Software Version: 4.1<1L22>
Date: 11/27/2019 09:35 AM
Sample Name : mix 4;51q
Data File : E:\TC2019\ECD4\11-NOV\N27B004.RAW Date: 11/27/2019 08:34 AM
Sequence File: E:\TC2019\ECD4\11-NOV\PEST.SEQ Cycle: 842 Channel : B
Instrument : AUTO4-DUAL_ECD Rack/Vial: 0/5 Operator:
Sample Amount : 1.0000 Dilution Factor : 1.00

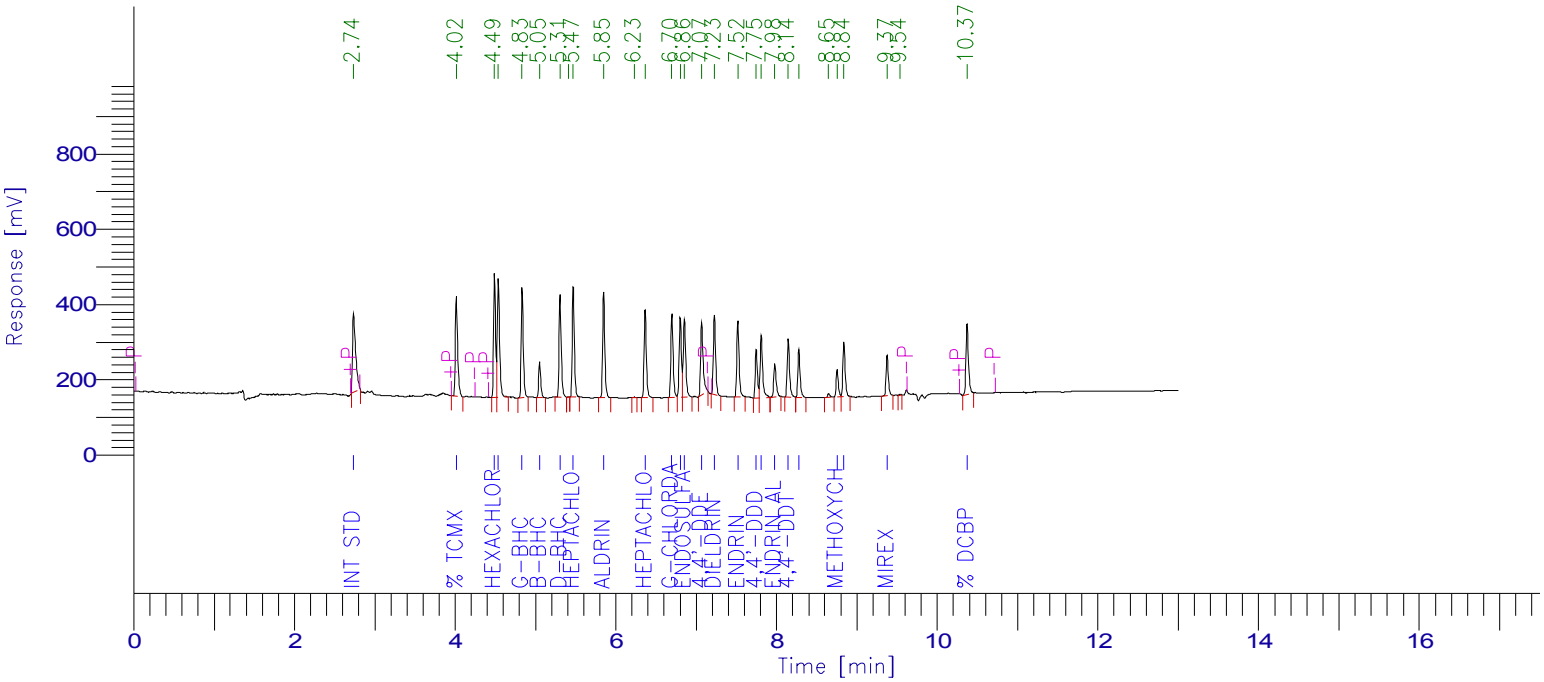

PESTICIDE REPORT

Peak #	Time [min]	Component Name	Raw Amount	Surrogate Recovery TCMX & DCBP	Multiplier	Adjusted Amount for Labowrks	Area [µV·s]
1	2.737	Int Std	100.0000	250.0000	1.0000	100.0000	565070.18
2	4.016	% TCMX	72.4470	181.1174	1.0000	72.4470	540566.13
3	4.491	Hexachlorobenzene	45.2704	113.1761	1.0000	45.2704	586317.11
4	4.539	a-BHC	43.0475	107.6189	1.0000	43.0475	615359.43
5	4.833	g-BHC	42.7486	106.8715	1.0000	42.7486	531611.64
6	5.052	b-BHC	43.4856	108.7140	1.0000	43.4856	171146.33
7	5.307	d-BHC	42.8642	107.1606	1.0000	42.8642	491263.19
9	5.469	Heptachlor	42.0201	105.0503	1.0000	42.0201	540984.05
10	5.850	Aldrin	44.0086	110.0215	1.0000	44.0086	523182.10
12	6.366	Heptachlor epoxide	44.6076	111.5189	1.0000	44.6076	462566.77
13	6.698	g-Chlordane	42.8945	107.2361	1.0000	42.8945	444242.24
14	6.802	a-Chlordane	44.7255	111.8138	1.0000	44.7255	413726.45
15	6.855	Endosulfan I	43.4665	108.6662	1.0000	43.4665	449961.02
16	7.067	4,4'-DDE	52.5137	131.2843	1.0000	52.5137	430628.06
17	7.226	Dieldrin	43.2544	108.1360	1.0000	43.2544	413124.44
18	7.519	Endrin	47.5527	118.8819	1.0000	47.5527	402154.32
19	7.746	4,4'-DDD	45.0306	112.5765	1.0000	45.0306	254620.88
20	7.809	Endosulfan II	46.7311	116.8278	1.0000	46.7311	362850.37
21	7.978	Endrin aldehyde	39.8587	99.6467	1.0000	39.8587	188448.35
22	8.144	4,4'-DDT	48.7874	121.9684	1.0000	48.7874	306302.78
23	8.277	Endosulfan sulfate	43.2572	108.1429	1.0000	43.2572	249935.60
25	8.752	Methoxychlor	51.6821	129.2053	1.0000	51.6821	139173.23
26	8.837	Endrin Ketone	42.9226	107.3064	1.0000	42.9226	289287.23
27	9.374	Mirex	45.3718	113.4295	1.0000	45.3718	210670.46
29	10.371	% DCBP	80.4609	201.1522	1.0000	80.4609	398275.83
				3097.5230	25.0000	1239.0092	9981468.20

7D
PESTICIDE CALIBRATION VERIFICATION SUMMARY
Primary

Lab Name: Phoenix Environmental Client: NETC

Lab Code: Phoenix Case No.: SAS No.: SDG No.: GCE67556

GC Col A: CLPesticide ID: 0.53 (mm) Init. Calib. Date(s): 11/19/19 11/19/19

EPA Sample No.(PIBLK): hex Date Analyzed: 11/27/19

LAB Sample ID (PIBLK): hex - N27A016 Time Analyzed: 13:13

EPA Sample No.(PEM): Date Analyzed:

LAB Sample ID (PEM): Time Analyzed:

Instrument: ECD4 File: N27A016

COMPOUND	RT	RT WINDOW FROM	RT WINDOW TO	CALC AMOUNT ppb	NOM AMOUNT ppb	% D		CF
alpha-BHC		3.97	4.07	1.0U				
beta-BHC		4.36	4.46	1.0U				
delta-BHC		4.74	4.84	3.3U				
gamma-BHC (Lindane)		4.28	4.38	1.0U				
Heptachlor		4.53	4.63	3.3U				
Aldrin		5.02	5.12	1.0U				
Heptachlor Epoxide		5.59	5.73	3.3U				
Endosulfan I		6.01	6.15	3.3U				
Dieldrin		6.27	6.41	1.0U				
4,4' -DDE		5.94	6.08	1.7U				
Endrin		6.53	6.67	3.3U				
Endosulfan II		6.79	6.93	3.3U				
4,4' -DDD		6.60	6.74	1.7U				
Endosulfan Sulfate		7.76	7.90	3.3U				
4,4' -DDT		6.93	7.07	1.7U				
Methoxychlor		7.52	7.66	3.3U				
Endrin ketone		8.09	8.23	3.3U				
Endrin Aldehyde		7.28	7.42	3.3U				
alpha-Chlordane		5.86	6.00	3.3U				
gamma-Chlordane		5.73	5.87	3.3U				

QC LIMITS:
%D must be less than or equal to 20% (*) Criteria exceeded. CF=Calibration/Response Factor
Both channels need to have the compound detected for a concentration to be reported on either channel.

FORM VII PEST

7D
PESTICIDE CALIBRATION VERIFICATION SUMMARY
Confirmation

Lab Name: Phoenix Environmental Client: NETC

Lab Code: Phoenix Case No.: SAS No.: SDG No.: GCE67556

GC Col B: Rtx-440 ID: 0.32 (mm) Init. Calib. Date(s): 11/19/19 11/19/19

EPA Sample No.(PIBLK): hex Date Analyzed: 11/27/19

LAB Sample ID (PIBLK): hex - N27B016 Time Analyzed: 13:13

EPA Sample No.(PEM): Date Analyzed:

LAB Sample ID (PEM): Time Analyzed:

Instrument: ECD4 File: N27B016

COMPOUND	RT	RT WINDOW FROM	RT WINDOW TO	CALC AMOUNT ppb	NOM AMOUNT ppb	% D		CF
alpha-BHC		4.57	4.67	1.0U				
beta-BHC		5.08	5.18	1.0U				
delta-BHC		5.34	5.44	3.3U				
gamma-BHC (Lindane)		4.87	4.97	1.0U				
Heptachlor		5.51	5.61	3.3U				
Aldrin		5.90	6.00	1.0U				
Heptachlor Epoxide		6.40	6.54	3.3U				
Endosulfan I		6.90	7.04	3.3U				
Dieldrin		7.27	7.41	1.0U				
4,4' -DDE		7.11	7.25	1.7U				
Endrin		7.56	7.70	3.3U				
Endosulfan II		7.85	7.99	3.3U				
4,4' -DDD		7.79	7.93	1.7U				
Endosulfan Sulfate		8.31	8.45	3.3U				
4,4' -DDT		8.18	8.32	1.7U				
Methoxychlor		8.79	8.93	3.3U				
Endrin ketone		8.88	9.02	3.3U				
Endrin Aldehyde		8.02	8.16	3.3U				
alpha-Chlordane		6.85	6.99	3.3U				
gamma-Chlordane		6.74	6.88	3.3U				

QC LIMITS:
%D must be less than or equal to 20% (*) Criteria exceeded. CF=Calibration/Response Factor
Both channels need to have the compound detected for a concentration to be reported on either channel.

FORM VII PEST

Client Id: Continuing Blank

Software Version: 4.1<1L22>
Date: 12/2/2019 09:16 AM
Sample Name : hex
Data File : E:\TC2019\ECD4\11-NOV\N27A016.RAW Date: 11/27/2019 01:13 PM
Sequence File: E:\TC2019\ECD4\11-NOV\PEST.SEQ Cycle: 854 Channel : A
Instrument : AUTO4-DUAL_ECD Rack/Vial: 0/1 Operator:
Sample Amount : 1.0000 Dilution Factor : 1.00

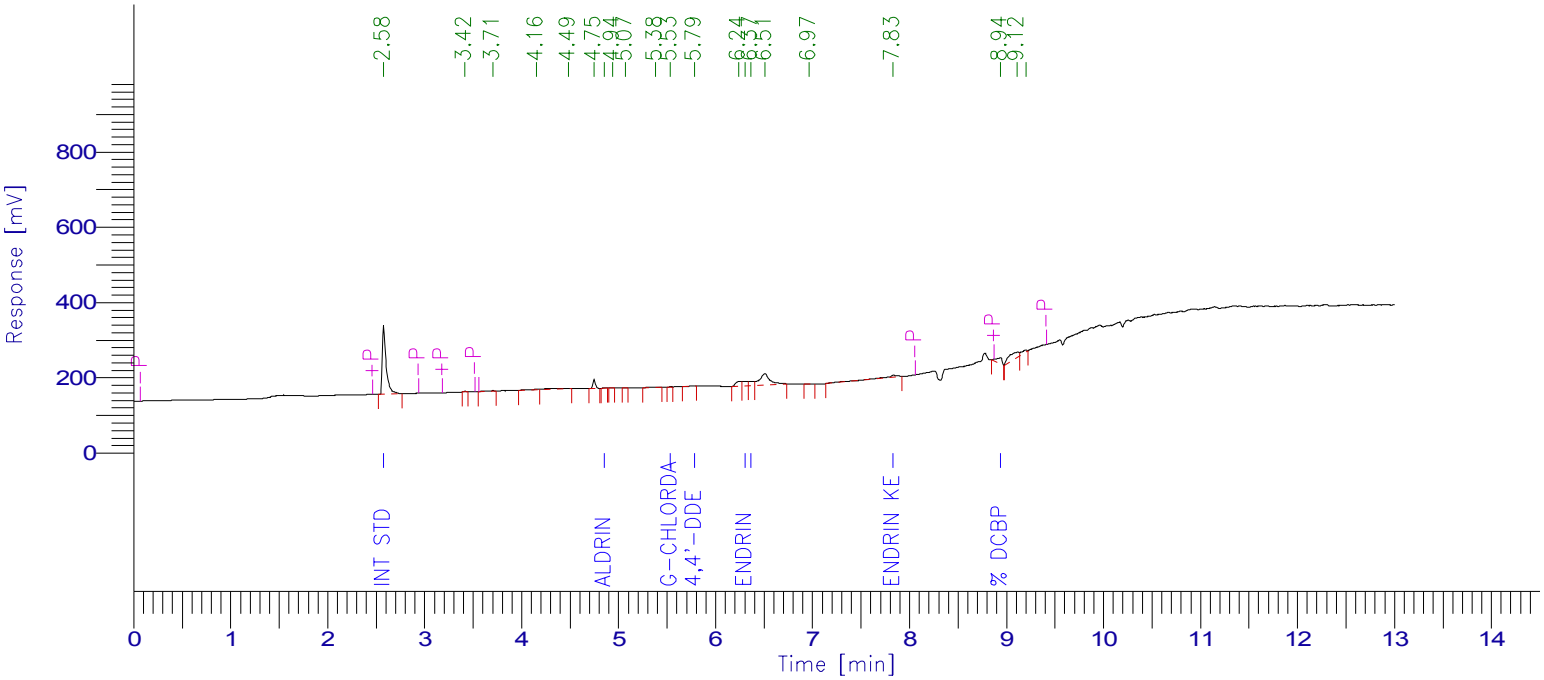

PESTICIDE REPORT

Peak #	Time [min]	Component Name	Raw Amount	Surrogate Recovery TCMX & DCBP	Multiplier	Adjusted Amount for Labowrks	Area [µV·s]
1	2.578	Int Std	100.0000	250.0000	1.0000	100.0000	506757.83
0	3.295	% TCMX	0.0000	0.0000	1.0000	0.0000	0.00
0	3.658	Hexachlorobenzene	0.0000	0.0000	1.0000	0.0000	0.00
0	3.805	a-BHC	0.0000	0.0000	1.0000	0.0000	0.00
0	4.125	g-BHC	0.0000	0.0000	1.0000	0.0000	0.00
0	4.207	b-BHC	0.0000	0.0000	1.0000	0.0000	0.00
0	4.378	Heptachlor	0.0000	0.0000	1.0000	0.0000	0.00
0	4.590	d-BHC	0.0000	0.0000	1.0000	0.0000	0.00
7	4.853	Aldrin	0.2257	0.5643	1.0000	0.2257	2034.61
0	5.435	Heptachlor epoxide	0.0000	0.0000	1.0000	0.0000	0.00
11	5.534	g-Chlordane	0.1890	0.4725	1.0000	0.1890	1551.82
0	5.692	A-CHLORDANE	0.0000	0.0000	1.0000	0.0000	0.00
12	5.787	4,4'-DDE	0.4370	1.0924	1.0000	0.4370	2906.68
0	5.834	Endosulfan I	0.0000	0.0000	1.0000	0.0000	0.00
0	6.081	Dieldrin	0.0000	0.0000	1.0000	0.0000	0.00
14	6.311	Endrin	6.0237	15.0592	1.0000	6.0237	42453.39
15	6.367	4,4'-DDD	8.7896	21.9741	1.0000	8.7896	45027.53
0	6.583	Endosulfan II	0.0000	0.0000	1.0000	0.0000	0.00
0	6.707	4,4'-DDT	0.0000	0.0000	1.0000	0.0000	0.00
0	7.043	Endrin aldehyde	0.0000	0.0000	1.0000	0.0000	0.00
0	7.306	Methoxychlor	0.0000	0.0000	1.0000	0.0000	0.00
0	7.472	Mirex	0.0000	0.0000	1.0000	0.0000	0.00
0	7.545	Endosulfan sulfate	0.0000	0.0000	1.0000	0.0000	0.00
18	7.834	Endrin Ketone	9.6023	24.0057	1.0000	9.6023	62474.58
19	8.938	% DCBP	11.1933	27.9831	1.0000	11.1933	58794.98
				341.1514	25.0000	136.4605	722001.42

Client Id: Continuing Blank

Software Version: 4.1<1L22>
Date: 12/2/2019 09:21 AM
Sample Name : hex
Data File : E:\TC2019\ECD4\11-NOV\N27B016.RAW Date: 11/27/2019 01:13 PM
Sequence File: E:\TC2019\ECD4\11-NOV\PEST.SEQ Cycle: 854 Channel : B
Instrument : AUTO4-DUAL_ECD Rack/Vial: 0/1 Operator:
Sample Amount : 1.0000 Dilution Factor : 1.00

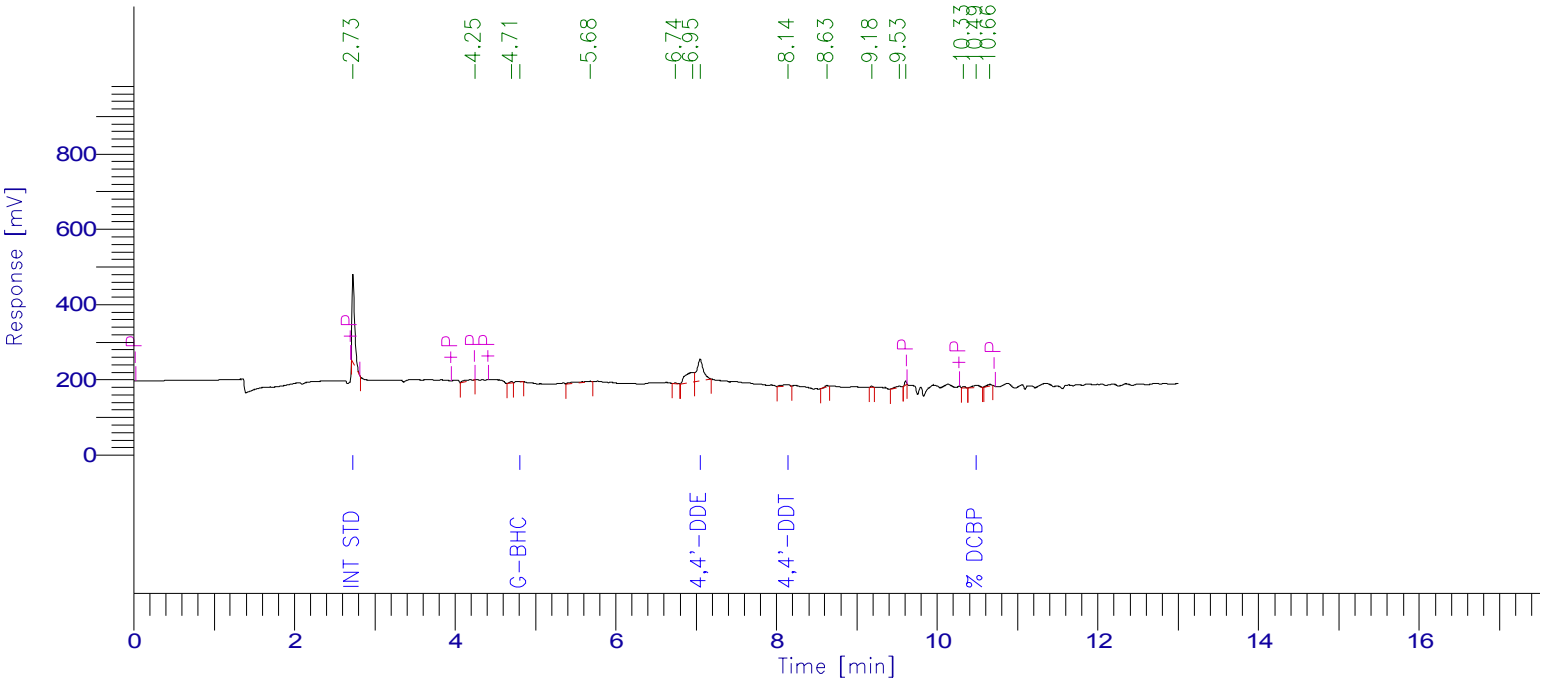

PESTICIDE REPORT

Peak #	Time [min]	Component Name	Raw Amount	Surrogate Recovery TCMX & DCBP	Multiplier	Adjusted Amount for Labowrks	Area [µV·s]
1	2.729	Int Std	100.0000	250.0000	1.0000	100.0000	522275.98
0	4.016	% TCMX	0.0000	0.0000	1.0000	0.0000	0.00
0	4.480	Hexachlorobenzene	0.0000	0.0000	1.0000	0.0000	0.00
0	4.529	a-BHC	0.0000	0.0000	1.0000	0.0000	0.00
4	4.806	g-BHC	0.9443	2.3608	1.0000	0.9443	10853.89
0	5.026	b-BHC	0.0000	0.0000	1.0000	0.0000	0.00
0	5.281	d-BHC	0.0000	0.0000	1.0000	0.0000	0.00
0	5.453	Heptachlor	0.0000	0.0000	1.0000	0.0000	0.00
0	5.832	Aldrin	0.0000	0.0000	1.0000	0.0000	0.00
0	6.366	Heptachlor epoxide	0.0000	0.0000	1.0000	0.0000	0.00
0	6.698	g-Chlordane	0.0000	0.0000	1.0000	0.0000	0.00
0	6.803	a-Chlordane	0.0000	0.0000	1.0000	0.0000	0.00
0	6.860	Endosulfan I	0.0000	0.0000	1.0000	0.0000	0.00
8	7.048	4,4'-DDE	41.1709	102.9272	1.0000	41.1709	312044.87
0	7.220	Dieldrin	0.0000	0.0000	1.0000	0.0000	0.00
0	7.519	Endrin	0.0000	0.0000	1.0000	0.0000	0.00
0	7.738	4,4'-DDD	0.0000	0.0000	1.0000	0.0000	0.00
0	7.801	Endosulfan II	0.0000	0.0000	1.0000	0.0000	0.00
0	7.967	Endrin aldehyde	0.0000	0.0000	1.0000	0.0000	0.00
9	8.143	4,4'-DDT	4.5756	11.4390	1.0000	4.5756	26551.47
0	8.260	Endosulfan sulfate	0.0000	0.0000	1.0000	0.0000	0.00
0	8.727	Methoxychlor	0.0000	0.0000	1.0000	0.0000	0.00
0	8.812	Endrin Ketone	0.0000	0.0000	1.0000	0.0000	0.00
0	9.379	Mirex	0.0000	0.0000	1.0000	0.0000	0.00
15	10.486	% DCBP	7.5374	18.8436	1.0000	7.5374	34484.17
				385.5705	25.0000	154.2282	906210.38

7D
PESTICIDE CALIBRATION VERIFICATION SUMMARY
Primary

Lab Name: Phoenix Environmental Client: NETC

Lab Code: Phoenix Case No.: SAS No.: SDG No.: GCE67556

GC Col A: CLPesticide ID: 0.53 (mm) Init. Calib. Date(s): 11/19/19 11/19/19

EPA Sample No.(PIBLK): Date Analyzed:

LAB Sample ID (PIBLK): Time Analyzed:

EPA Sample No.(PEM): mix 4;51p Date Analyzed: 11/27/19

LAB Sample ID (PEM): mix 4;51p - N27A018 Time Analyzed: 13:48

Instrument: ECD4 File: N27A018

COMPOUND	RT	RT WINDOW FROM	RT WINDOW TO	RAW AMOUNT ppb	NOM AMOUNT ppb	% D		CF
alpha-BHC	3.81	3.97	4.07	49	50	2		1.967
beta-BHC	4.20	4.36	4.46	45	50	10		0.761
delta-BHC	4.58	4.74	4.84	48	50	4		1.966
gamma-BHC (Lindane)	4.11	4.28	4.38	47	50	6		1.886
Heptachlor	4.37	4.53	4.63	50	50	0		1.650
Aldrin	4.86	5.02	5.12	50	50	0		1.779
Heptachlor Epoxide	5.42	5.59	5.73	50	50	0		1.608
Endosulfan I	5.81	6.01	6.15	51	50	2		1.560
Dieldrin	6.07	6.27	6.41	51	50	2		1.512
4,4' -DDE	5.77	5.94	6.08	48	50	4		1.313
Endrin	6.31	6.53	6.67	53	50	6		1.391
Endosulfan II	6.56	6.79	6.93	58	50	16		1.238
4,4' -DDD	6.39	6.60	6.74	50	50	0		1.011
Endosulfan Sulfate	7.53	7.76	7.90	55	50	10		0.984
4,4' -DDT	6.71	6.93	7.07	52	50	4		1.139
Methoxychlor	7.32	7.52	7.66	58	50	16		0.583
Endrin ketone	7.85	8.09	8.23	52	50	4		1.284
Endrin Aldehyde	7.03	7.28	7.42	52	50	4		0.889
alpha-Chlordane	5.69	5.86	6.00	49	50	2		1.613
gamma-Chlordane	5.55	5.73	5.87	49	50	2		1.620
Decachlorobiphenyl	8.98	9.12	9.32	90	80	13		1.037
Tetrachloro-m-xylene	3.29	3.43	3.53	80	80	0		1.283

QC LIMITS:
%D must be less than or equal to 20% (*) Criteria exceeded. CF=Calibration/Response Factor

FORM VII PEST

7D
PESTICIDE CALIBRATION VERIFICATION SUMMARY
Confirmation

Lab Name: Phoenix Environmental Client: NETC

Lab Code: Phoenix Case No.: SAS No.: SDG No.: GCE67556

GC Col B: Rtx-440 ID: 0.32 (mm) Init. Calib. Date(s): 11/19/19 11/19/19

EPA Sample No.(PIBLK): Date Analyzed:

LAB Sample ID (PIBLK): Time Analyzed:

EPA Sample No.(PEM): mix 4;51p Date Analyzed: 11/27/19

LAB Sample ID (PEM): mix 4;51p - N27B018 Time Analyzed: 13:48

Instrument: ECD4 File: N27B018

COMPOUND	RT	RT WINDOW FROM	RT WINDOW TO	RAW AMOUNT ppb	NOM AMOUNT ppb	% D		CF
alpha-BHC	4.53	4.57	4.67	43	50	14		2.530
beta-BHC	5.04	5.08	5.18	51	50	2		0.696
delta-BHC	5.30	5.34	5.44	48	50	4		2.028
gamma-BHC (Lindane)	4.83	4.87	4.97	47	50	6		2.201
Heptachlor	5.46	5.51	5.61	46	50	8		2.278
Aldrin	5.84	5.90	6.00	47	50	6		2.104
Heptachlor Epoxide	6.36	6.40	6.54	48	50	4		1.835
Endosulfan I	6.84	6.90	7.04	47	50	6		1.832
Dieldrin	7.22	7.27	7.41	51	50	2		1.690
4,4' -DDE	7.06	7.11	7.25	59	50	18		1.451
Endrin	7.51	7.56	7.70	53	50	6		1.497
Endosulfan II	7.80	7.85	7.99	51	50	2		1.374
4,4' -DDD	7.74	7.79	7.93	51	50	2		1.001
Endosulfan Sulfate	8.27	8.31	8.45	45	50	10		1.023
4,4' -DDT	8.14	8.18	8.32	49	50	2		1.111
Methoxychlor	8.74	8.79	8.93	57	50	14		0.477
Endrin ketone	8.83	8.88	9.02	50	50	0		1.193
Endrin Aldehyde	7.97	8.02	8.16	50	50	0		0.837
alpha-Chlordane	6.79	6.85	6.99	49	50	2		1.637
gamma-Chlordane	6.69	6.74	6.88	46	50	8		1.833
Decachlorobiphenyl	10.36	10.39	10.59	75	80	6		0.876
Tetrachloro-m-xylene	4.01	4.05	4.15	72	80	10		1.320

QC LIMITS:
%D must be less than or equal to 20% (*) Criteria exceeded. CF=Calibration/Response Factor

FORM VII PEST

Client Id: Continuing Calibration

Software Version: 4.1<1L22>
Date: 12/2/2019 09:18 AM
Sample Name : mix 4;51p
Data File : E:\TC2019\ECD4\11-NOV\N27A018.RAW Date: 11/27/2019 01:48 PM
Sequence File: E:\TC2019\ECD4\11-NOV\PEST.SEQ Cycle: 856 Channel : A
Instrument : AUTO4-DUAL_ECD Rack/Vial: 0/18 Operator:
Sample Amount : 1.0000 Dilution Factor : 1.00

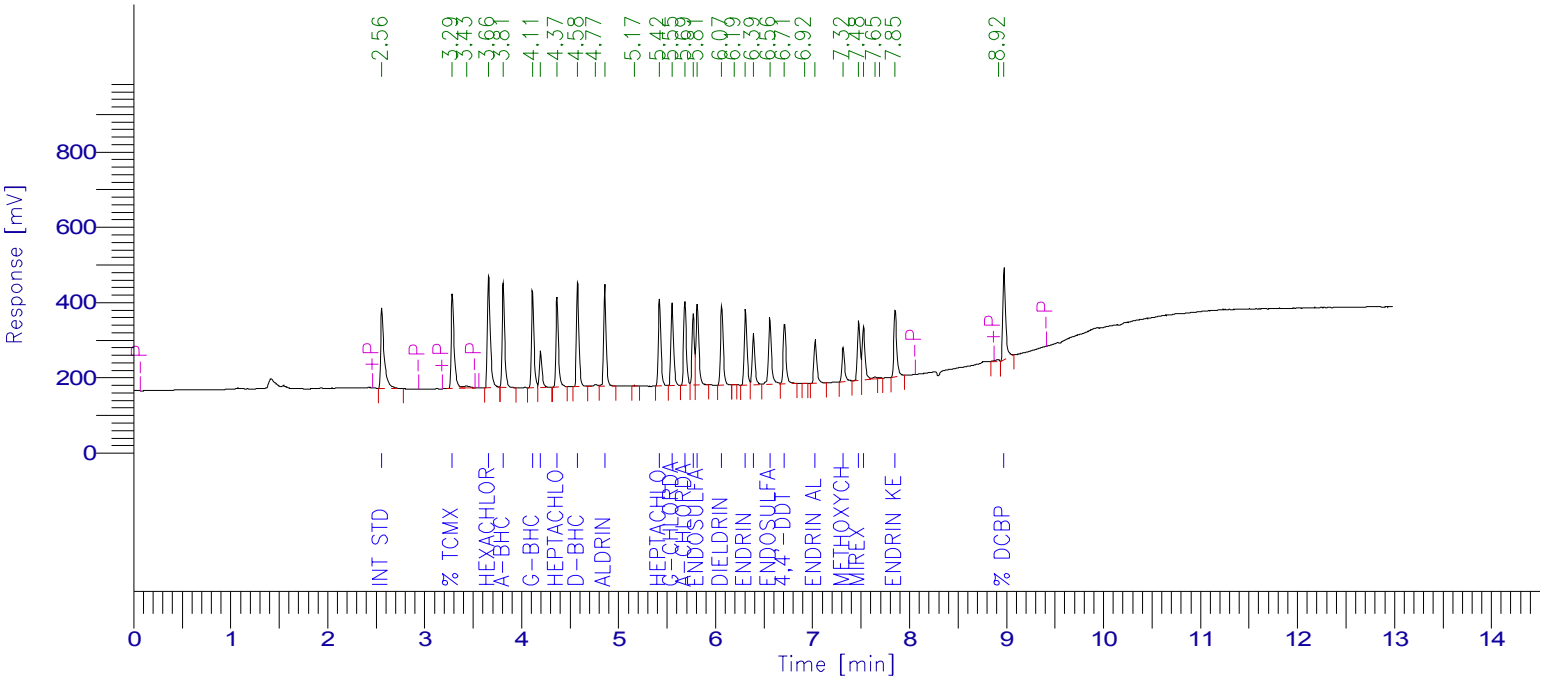

PESTICIDE REPORT

Peak #	Time [min]	Component Name	Raw Amount	Surrogate Recovery TCMX & DCBP	Multiplier	Adjusted Amount for Labowrks	Area [µV·s]
1	2.560	Int Std	100.0000	250.0000	1.0000	100.0000	534952.91
2	3.287	% TCMX	79.6266	199.0664	1.0000	79.6266	546444.85
4	3.661	Hexachlorobenzene	44.6943	111.7359	1.0000	44.6943	623953.91
5	3.812	a-BHC	49.0194	122.5486	1.0000	49.0194	515867.52
6	4.114	g-BHC	47.0706	117.6764	1.0000	47.0706	474935.68
7	4.196	b-BHC	45.3938	113.4845	1.0000	45.3938	184700.04
8	4.367	Heptachlor	49.6999	124.2497	1.0000	49.6999	438600.82
9	4.578	d-BHC	47.9884	119.9709	1.0000	47.9884	504702.86
11	4.859	Aldrin	50.0591	125.1476	1.0000	50.0591	476330.06
13	5.423	Heptachlor epoxide	50.0828	125.2069	1.0000	50.0828	430879.52
14	5.554	g-Chlordane	49.1852	122.9629	1.0000	49.1852	426295.22
15	5.685	A-CHLORDANE	49.2860	123.2149	1.0000	49.2860	425395.09
16	5.771	4,4'-DDE	48.0796	120.1989	1.0000	48.0796	337625.30
17	5.813	Endosulfan I	50.6274	126.5685	1.0000	50.6274	422570.02
18	6.065	Dieldrin	50.7163	126.7907	1.0000	50.7163	410089.30
20	6.310	Endrin	52.7515	131.8787	1.0000	52.7515	392464.21
21	6.392	4,4'-DDD	49.9884	124.9709	1.0000	49.9884	270328.47
22	6.561	Endosulfan II	58.2974	145.7436	1.0000	58.2974	386108.45
23	6.712	4,4'-DDT	52.1823	130.4557	1.0000	52.1823	318003.96
25	7.029	Endrin aldehyde	52.1055	130.2637	1.0000	52.1055	247774.07
26	7.317	Methoxychlor	58.4993	146.2483	1.0000	58.4993	182470.30
27	7.478	Mirex	49.8269	124.5673	1.0000	49.8269	317843.18
28	7.527	Endosulfan sulfate	54.8429	137.1073	1.0000	54.8429	288593.57
31	7.853	Endrin Ketone	52.4394	131.0984	1.0000	52.4394	360164.53
33	8.976	% DCBP	89.7307	224.3267	1.0000	89.7307	497553.77
				3455.4837	25.0000	1382.1935	10014647.59

Client Id: Continuing Calibration

Software Version: 4.1<1L22>
Date: 12/2/2019 09:21 AM
Sample Name : mix 4;51p
Data File : E:\TC2019\ECD4\11-NOV\N27B018.RAW Date: 11/27/2019 01:48 PM
Sequence File: E:\TC2019\ECD4\11-NOV\PEST.SEQ Cycle: 856 Channel : B
Instrument : AUTO4-DUAL_ECD Rack/Vial: 0/18 Operator:
Sample Amount : 1.0000 Dilution Factor : 1.00

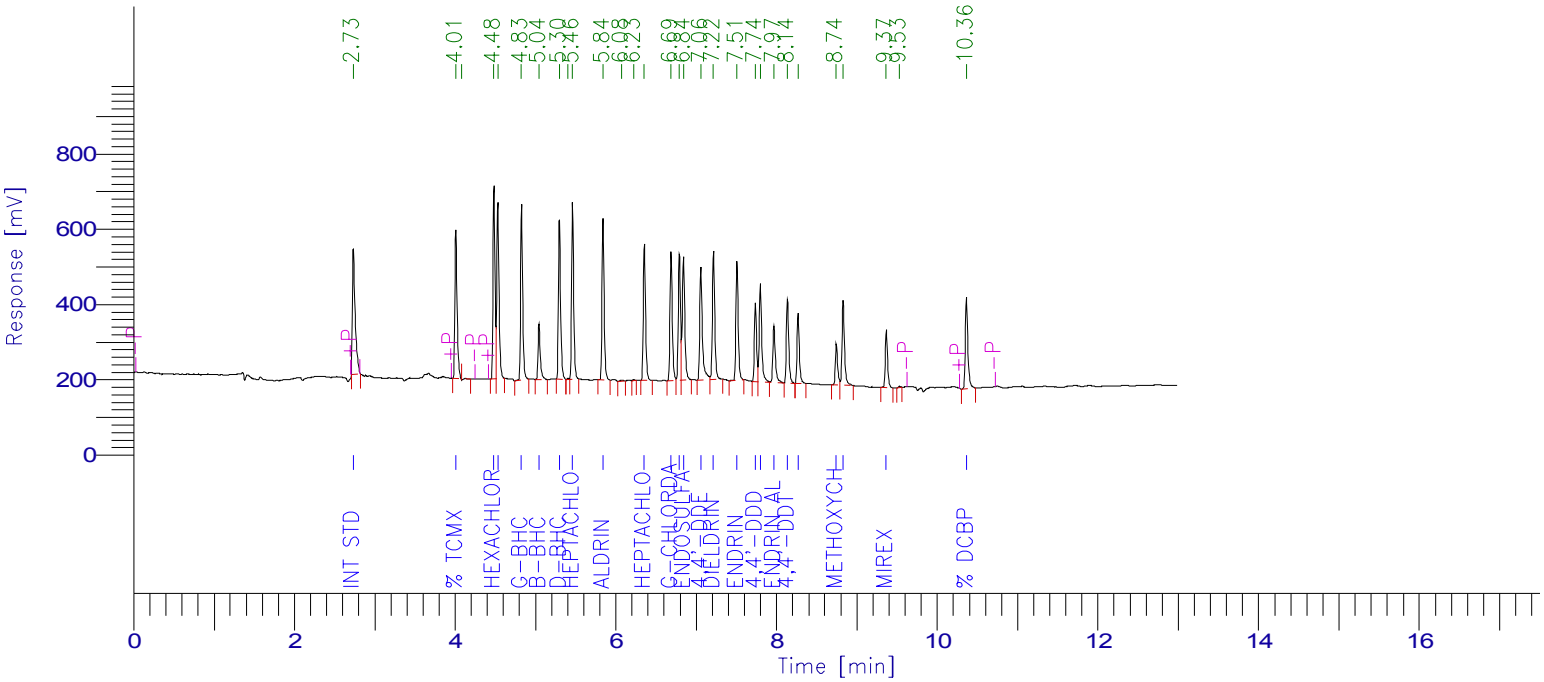

PESTICIDE REPORT

Peak #	Time [min]	Component Name	Raw Amount	Surrogate Recovery TCMX & DCBP	Multiplier	Adjusted Amount for Labowrks	Area [µV·s]
1	2.734	Int Std	100.0000	250.0000	1.0000	100.0000	806875.87
2	4.010	% TCMX	71.5630	178.9076	1.0000	71.5630	762468.23
4	4.484	Hexachlorobenzene	49.7739	124.4347	1.0000	49.7739	920499.51
5	4.532	a-BHC	43.0191	107.5478	1.0000	43.0191	878104.83
6	4.826	g-BHC	47.4862	118.7155	1.0000	47.4862	843226.93
7	5.044	b-BHC	50.6656	126.6641	1.0000	50.6656	284734.49
8	5.299	d-BHC	48.2524	120.6310	1.0000	48.2524	789664.24
10	5.461	Heptachlor	45.8603	114.6508	1.0000	45.8603	843080.02
11	5.842	Aldrin	46.7602	116.9004	1.0000	46.7602	793772.05
14	6.356	Heptachlor epoxide	48.4711	121.1777	1.0000	48.4711	717716.69
15	6.687	g-Chlordane	46.1501	115.3752	1.0000	46.1501	682488.82
16	6.791	a-Chlordane	49.2079	123.0198	1.0000	49.2079	649975.99
17	6.843	Endosulfan I	47.4400	118.6001	1.0000	47.4400	701244.93
18	7.057	4,4'-DDE	59.0632	147.6581	1.0000	59.0632	691593.60
19	7.215	Dieldrin	51.4505	128.6261	1.0000	51.4505	701688.40
20	7.508	Endrin	52.8673	132.1683	1.0000	52.8673	638423.19
21	7.736	4,4'-DDD	50.8985	127.2463	1.0000	50.8985	410956.65
22	7.798	Endosulfan II	50.5521	126.3803	1.0000	50.5521	560486.51
23	7.968	Endrin aldehyde	50.3492	125.8731	1.0000	50.3492	339912.19
24	8.135	4,4'-DDT	48.7735	121.9338	1.0000	48.7735	437252.17
25	8.267	Endosulfan sulfate	45.0017	112.5043	1.0000	45.0017	371281.79
26	8.743	Methoxychlor	56.7199	141.7999	1.0000	56.7199	218099.86
27	8.827	Endrin Ketone	49.9709	124.9272	1.0000	49.9709	480911.16
28	9.365	Mirex	45.8021	114.5054	1.0000	45.8021	303674.00
30	10.363	% DCBP	75.3499	188.3747	1.0000	75.3499	532581.70
				3328.6222	25.0000	1331.4489	15360713.82

7D
PESTICIDE CALIBRATION VERIFICATION SUMMARY
Primary

Lab Name: Phoenix Environmental Client: NETC

Lab Code: Phoenix Case No.: SAS No.: SDG No.: GCE67556

GC Col A: CLPesticide ID: 0.53 (mm) Init. Calib. Date(s): 11/19/19 11/19/19

EPA Sample No.(PIBLK): hex Date Analyzed: 11/27/19

LAB Sample ID (PIBLK): hex - N27A029 Time Analyzed: 17:00

EPA Sample No.(PEM): Date Analyzed:

LAB Sample ID (PEM): Time Analyzed:

Instrument: ECD4 File: N27A029

COMPOUND	RT	RT WINDOW FROM	RT WINDOW TO	CALC AMOUNT ppb	NOM AMOUNT ppb	% D		CF
alpha-BHC		3.97	4.07	1.0U				
beta-BHC		4.36	4.46	1.0U				
delta-BHC		4.74	4.84	3.3U				
gamma-BHC (Lindane)		4.28	4.38	1.0U				
Heptachlor		4.53	4.63	3.3U				
Aldrin		5.02	5.12	1.0U				
Heptachlor Epoxide		5.59	5.73	3.3U				
Endosulfan I		6.01	6.15	3.3U				
Dieldrin		6.27	6.41	1.0U				
4,4' -DDE		5.94	6.08	1.7U				
Endrin		6.53	6.67	3.3U				
Endosulfan II		6.79	6.93	3.3U				
4,4' -DDD		6.60	6.74	1.7U				
Endosulfan Sulfate		7.76	7.90	3.3U				
4,4' -DDT		6.93	7.07	1.7U				
Methoxychlor		7.52	7.66	3.3U				
Endrin ketone		8.09	8.23	3.3U				
Endrin Aldehyde		7.28	7.42	3.3U				
alpha-Chlordane		5.86	6.00	3.3U				
gamma-Chlordane		5.73	5.87	3.3U				

QC LIMITS:
%D must be less than or equal to 20% (*) Criteria exceeded. CF=Calibration/Response Factor
Both channels need to have the compound detected for a concentration to be reported on either channel.

FORM VII PEST

7D
PESTICIDE CALIBRATION VERIFICATION SUMMARY
Confirmation

Lab Name: Phoenix Environmental Client: NETC

Lab Code: Phoenix Case No.: SAS No.: SDG No.: GCE67556

GC Col B: Rtx-440 ID: 0.32 (mm) Init. Calib. Date(s): 11/19/19 11/19/19

EPA Sample No.(PIBLK): hex Date Analyzed: 11/27/19

LAB Sample ID (PIBLK): hex - N27B029 Time Analyzed: 17:00

EPA Sample No.(PEM): Date Analyzed:

LAB Sample ID (PEM): Time Analyzed:

Instrument: ECD4 File: N27B029

COMPOUND	RT	RT WINDOW FROM	RT WINDOW TO	CALC AMOUNT ppb	NOM AMOUNT ppb	% D		CF
alpha-BHC		4.57	4.67	1.0U				
beta-BHC		5.08	5.18	1.0U				
delta-BHC		5.34	5.44	3.3U				
gamma-BHC (Lindane)		4.87	4.97	1.0U				
Heptachlor		5.51	5.61	3.3U				
Aldrin		5.90	6.00	1.0U				
Heptachlor Epoxide		6.40	6.54	3.3U				
Endosulfan I		6.90	7.04	3.3U				
Dieldrin		7.27	7.41	1.0U				
4,4' -DDE		7.11	7.25	1.7U				
Endrin		7.56	7.70	3.3U				
Endosulfan II		7.85	7.99	3.3U				
4,4' -DDD		7.79	7.93	1.7U				
Endosulfan Sulfate		8.31	8.45	3.3U				
4,4' -DDT		8.18	8.32	1.7U				
Methoxychlor		8.79	8.93	3.3U				
Endrin ketone		8.88	9.02	3.3U				
Endrin Aldehyde		8.02	8.16	3.3U				
alpha-Chlordane		6.85	6.99	3.3U				
gamma-Chlordane		6.74	6.88	3.3U				

QC LIMITS:
%D must be less than or equal to 20% (*) Criteria exceeded. CF=Calibration/Response Factor
Both channels need to have the compound detected for a concentration to be reported on either channel.

FORM VII PEST

Client Id: Continuing Blank

Software Version: 4.1<1L22>
Date: 12/2/2019 09:19 AM
Sample Name : hex
Data File : E:\TC2019\ECD4\11-NOV\N27A029.RAW Date: 11/27/2019 05:00 PM
Sequence File: E:\TC2019\ECD4\11-NOV\PEST.SEQ Cycle: 867 Channel : A
Instrument : AUTO4-DUAL_ECD Rack/Vial: 0/1 Operator:
Sample Amount : 1.0000 Dilution Factor : 1.00

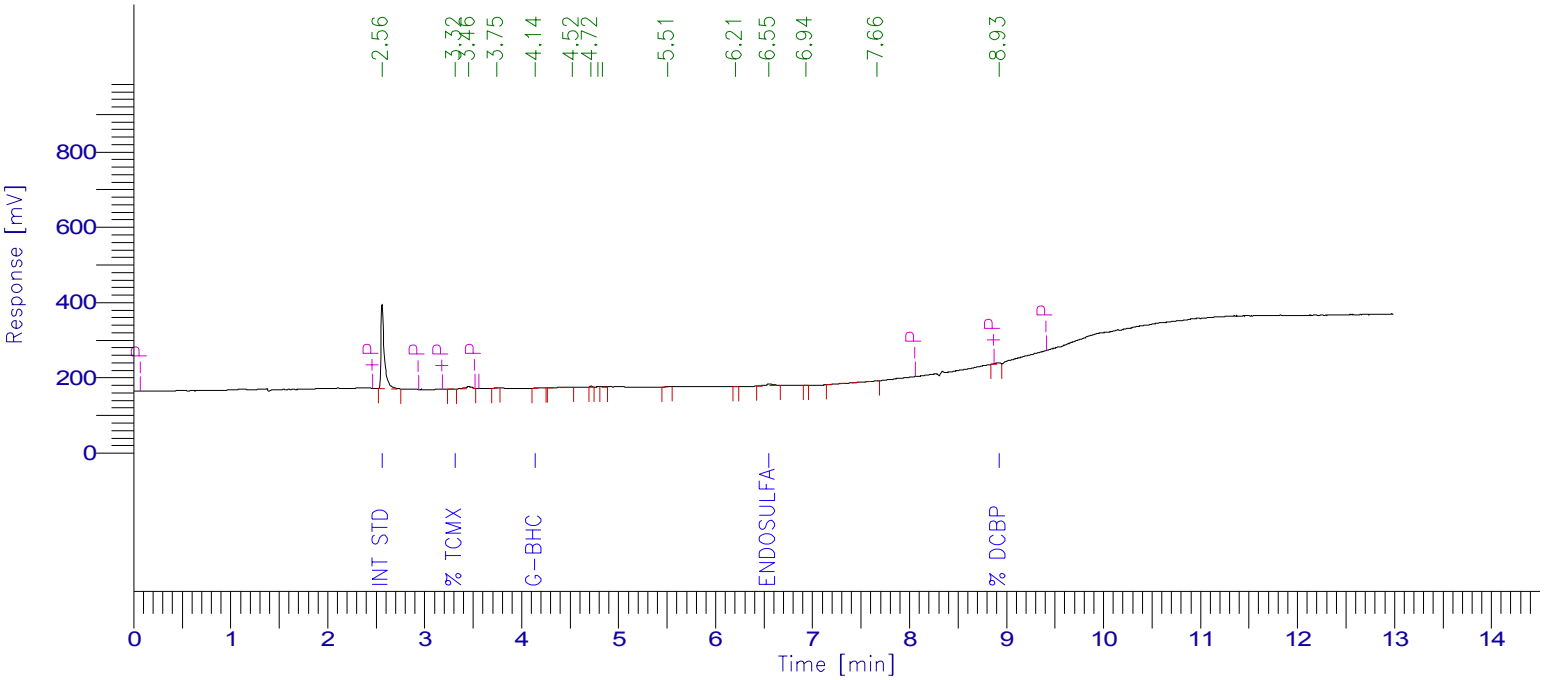

PESTICIDE REPORT

Peak #	Time [min]	Component Name	Raw Amount	Surrogate Recovery TCMX & DCBP	Multiplier	Adjusted Amount for Labowrks	Area [µV·s]
1	2.563	Int Std	100.0000	250.0000	1.0000	100.0000	537478.55
2	3.316	% TCMX	0.2704	0.6761	1.0000	0.2704	1864.69
0	3.649	Hexachlorobenzene	0.0000	0.0000	1.0000	0.0000	0.00
0	3.795	a-BHC	0.0000	0.0000	1.0000	0.0000	0.00
5	4.143	g-BHC	0.3842	0.9604	1.0000	0.3842	3894.42
0	4.197	b-BHC	0.0000	0.0000	1.0000	0.0000	0.00
0	4.367	Heptachlor	0.0000	0.0000	1.0000	0.0000	0.00
0	4.578	d-BHC	0.0000	0.0000	1.0000	0.0000	0.00
0	4.858	Aldrin	0.0000	0.0000	1.0000	0.0000	0.00
0	5.423	Heptachlor epoxide	0.0000	0.0000	1.0000	0.0000	0.00
0	5.552	g-Chlordane	0.0000	0.0000	1.0000	0.0000	0.00
0	5.680	A-CHLORDANE	0.0000	0.0000	1.0000	0.0000	0.00
0	5.758	4,4'-DDE	0.0000	0.0000	1.0000	0.0000	0.00
0	5.821	Endosulfan I	0.0000	0.0000	1.0000	0.0000	0.00
0	6.068	Dieldrin	0.0000	0.0000	1.0000	0.0000	0.00
0	6.310	Endrin	0.0000	0.0000	1.0000	0.0000	0.00
0	6.375	4,4'-DDD	0.0000	0.0000	1.0000	0.0000	0.00
12	6.554	Endosulfan II	3.7607	9.4018	1.0000	3.7607	25025.21
0	6.691	4,4'-DDT	0.0000	0.0000	1.0000	0.0000	0.00
0	7.026	Endrin aldehyde	0.0000	0.0000	1.0000	0.0000	0.00
0	7.317	Methoxychlor	0.0000	0.0000	1.0000	0.0000	0.00
0	7.454	Mirex	0.0000	0.0000	1.0000	0.0000	0.00
0	7.527	Endosulfan sulfate	0.0000	0.0000	1.0000	0.0000	0.00
0	7.832	Endrin Ketone	0.0000	0.0000	1.0000	0.0000	0.00
15	8.927	% DCBP	2.6143	6.5357	1.0000	2.6143	14564.63
				267.5741	25.0000	107.0296	582827.51

Client Id: Continuing Blank

Software Version: 4.1<1L22>
Date: 12/2/2019 09:21 AM
Sample Name : hex
Data File : E:\TC2019\ECD4\11-NOV\N27B029.RAW Date: 11/27/2019 05:00 PM
Sequence File: E:\TC2019\ECD4\11-NOV\PEST.SEQ Cycle: 867 Channel : B
Instrument : AUTO4-DUAL_ECD Rack/Vial: 0/1 Operator:
Sample Amount : 1.0000 Dilution Factor : 1.00

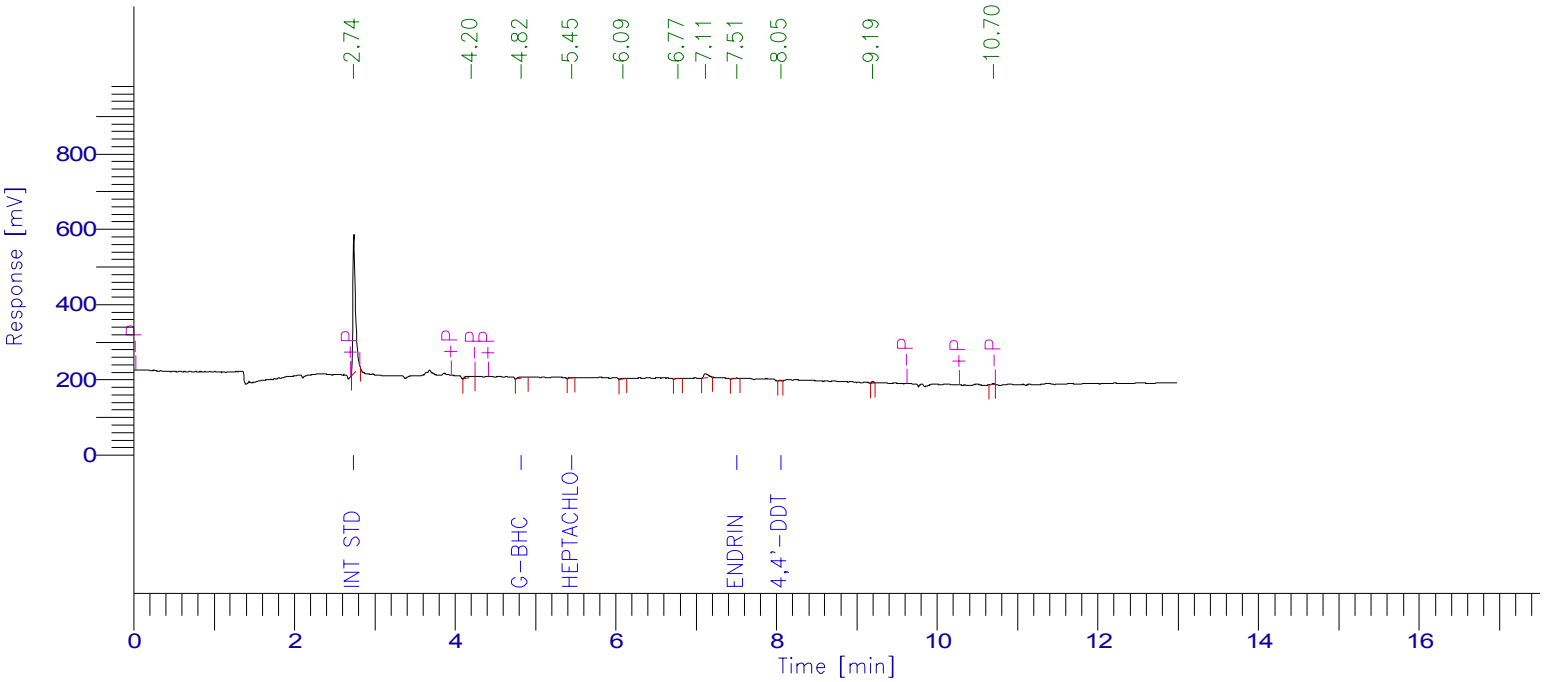

PESTICIDE REPORT

Peak #	Time [min]	Component Name	Raw Amount	Surrogate Recovery TCMX & DCBP	Multiplier	Adjusted Amount for Labowrks	Area [µV·s]
1	2.741	Int Std	100.0000	250.0000	1.0000	100.0000	830479.78
0	4.016	% TCMX	0.0000	0.0000	1.0000	0.0000	0.00
0	4.480	Hexachlorobenzene	0.0000	0.0000	1.0000	0.0000	0.00
0	4.529	a-BHC	0.0000	0.0000	1.0000	0.0000	0.00
3	4.821	g-BHC	0.9027	2.2567	1.0000	0.9027	16498.30
0	5.026	b-BHC	0.0000	0.0000	1.0000	0.0000	0.00
0	5.281	d-BHC	0.0000	0.0000	1.0000	0.0000	0.00
4	5.452	Heptachlor	0.3674	0.9184	1.0000	0.3674	6950.90
0	5.832	Aldrin	0.0000	0.0000	1.0000	0.0000	0.00
0	6.366	Heptachlor epoxide	0.0000	0.0000	1.0000	0.0000	0.00
0	6.698	g-Chlordane	0.0000	0.0000	1.0000	0.0000	0.00
0	6.803	a-Chlordane	0.0000	0.0000	1.0000	0.0000	0.00
0	6.860	Endosulfan I	0.0000	0.0000	1.0000	0.0000	0.00
0	7.063	4,4'-DDE	0.0000	0.0000	1.0000	0.0000	0.00
0	7.220	Dieldrin	0.0000	0.0000	1.0000	0.0000	0.00
8	7.508	Endrin	0.7798	1.9495	1.0000	0.7798	9692.19
0	7.738	4,4'-DDD	0.0000	0.0000	1.0000	0.0000	0.00
0	7.801	Endosulfan II	0.0000	0.0000	1.0000	0.0000	0.00
0	7.967	Endrin aldehyde	0.0000	0.0000	1.0000	0.0000	0.00
9	8.052	4,4'-DDT	0.4395	1.0987	1.0000	0.4395	4055.19
0	8.260	Endosulfan sulfate	0.0000	0.0000	1.0000	0.0000	0.00
0	8.727	Methoxychlor	0.0000	0.0000	1.0000	0.0000	0.00
0	8.812	Endrin Ketone	0.0000	0.0000	1.0000	0.0000	0.00
0	9.379	Mirex	0.0000	0.0000	1.0000	0.0000	0.00
0	10.338	% DCBP	0.0000	0.0000	1.0000	0.0000	0.00
				256.2233	25.0000	102.4893	867676.36

7D
PESTICIDE CALIBRATION VERIFICATION SUMMARY
Primary

Lab Name: Phoenix Environmental Client: NETC

Lab Code: Phoenix Case No.: SAS No.: SDG No.: GCE67556

GC Col A: CLPesticide ID: 0.53 (mm) Init. Calib. Date(s): 11/19/19 11/19/19

EPA Sample No.(PIBLK): Date Analyzed:

LAB Sample ID (PIBLK): Time Analyzed:

EPA Sample No.(PEM): mix 4;51p Date Analyzed: 11/27/19

LAB Sample ID (PEM): mix 4;51p - N27A031 Time Analyzed: 17:35

Instrument: ECD4 File: N27A031

COMPOUND	RT	RT WINDOW FROM	RT WINDOW TO	RAW AMOUNT ppb	NOM AMOUNT ppb	% D		CF
alpha-BHC	3.82	3.97	4.07	49	50	2		1.967
beta-BHC	4.20	4.36	4.46	45	50	10		0.761
delta-BHC	4.59	4.74	4.84	47	50	6		1.966
gamma-BHC (Lindane)	4.12	4.28	4.38	47	50	6		1.886
Heptachlor	4.37	4.53	4.63	49	50	2		1.650
Aldrin	4.87	5.02	5.12	49	50	2		1.779
Heptachlor Epoxide	5.43	5.59	5.73	50	50	0		1.608
Endosulfan I	5.82	6.01	6.15	53	50	6		1.560
Dieldrin	6.07	6.27	6.41	51	50	2		1.512
4,4' -DDE	5.78	5.94	6.08	45	50	10		1.313
Endrin	6.32	6.53	6.67	50	50	0		1.391
Endosulfan II	6.57	6.79	6.93	55	50	10		1.238
4,4' -DDD	6.40	6.60	6.74	50	50	0		1.011
Endosulfan Sulfate	7.54	7.76	7.90	55	50	10		0.984
4,4' -DDT	6.72	6.93	7.07	51	50	2		1.139
Methoxychlor	7.33	7.52	7.66	58	50	16		0.583
Endrin ketone	7.86	8.09	8.23	54	50	8		1.284
Endrin Aldehyde	7.04	7.28	7.42	53	50	6		0.889
alpha-Chlordane	5.69	5.86	6.00	49	50	2		1.613
gamma-Chlordane	5.56	5.73	5.87	49	50	2		1.620
Decachlorobiphenyl	8.98	9.12	9.32	94	80	18		1.037
Tetrachloro-m-xylene	3.29	3.43	3.53	80	80	0		1.283

QC LIMITS:
%D must be less than or equal to 20% (*) Criteria exceeded. CF=Calibration/Response Factor

FORM VII PEST

7D
PESTICIDE CALIBRATION VERIFICATION SUMMARY
Confirmation

Lab Name: Phoenix Environmental Client: NETC

Lab Code: Phoenix Case No.: SAS No.: SDG No.: GCE67556

GC Col B: Rtx-440 ID: 0.32 (mm) Init. Calib. Date(s): 11/19/19 11/19/19

EPA Sample No.(PIBLK): Date Analyzed:

LAB Sample ID (PIBLK): Time Analyzed:

EPA Sample No.(PEM): mix 4;51p Date Analyzed: 11/27/19

LAB Sample ID (PEM): mix 4;51p - N27B031 Time Analyzed: 17:35

Instrument: ECD4 File: N27B031

COMPOUND	RT	RT WINDOW FROM	RT WINDOW TO	RAW AMOUNT ppb	NOM AMOUNT ppb	% D		CF
alpha-BHC	4.54	4.57	4.67	44	50	12		2.530
beta-BHC	5.05	5.08	5.18	47	50	6		0.696
delta-BHC	5.31	5.34	5.44	47	50	6		2.028
gamma-BHC (Lindane)	4.84	4.87	4.97	46	50	8		2.201
Heptachlor	5.47	5.51	5.61	45	50	10		2.278
Aldrin	5.85	5.90	6.00	46	50	8		2.104
Heptachlor Epoxide	6.37	6.40	6.54	48	50	4		1.835
Endosulfan I	6.86	6.90	7.04	46	50	8		1.832
Dieldrin	7.23	7.27	7.41	52	50	4		1.690
4,4' -DDE	7.07	7.11	7.25	56	50	12		1.451
Endrin	7.52	7.56	7.70	51	50	2		1.497
Endosulfan II	7.81	7.85	7.99	52	50	4		1.374
4,4' -DDD	7.75	7.79	7.93	52	50	4		1.001
Endosulfan Sulfate	8.28	8.31	8.45	51	50	2		1.023
4,4' -DDT	8.15	8.18	8.32	53	50	6		1.111
Methoxychlor	8.75	8.79	8.93	56	50	12		0.477
Endrin ketone	8.84	8.88	9.02	52	50	4		1.193
Endrin Aldehyde	7.98	8.02	8.16	49	50	2		0.837
alpha-Chlordane	6.80	6.85	6.99	51	50	2		1.637
gamma-Chlordane	6.70	6.74	6.88	47	50	6		1.833
Decachlorobiphenyl	10.37	10.39	10.59	77	80	4		0.876
Tetrachloro-m-xylene	4.02	4.05	4.15	71	80	11		1.320

QC LIMITS:
%D must be less than or equal to 20% (*) Criteria exceeded. CF=Calibration/Response Factor

FORM VII PEST

Client Id: Continuing Calibration

Software Version: 4.1<1L22>
Date: 12/2/2019 09:19 AM
Sample Name : mix 4;51p
Data File : E:\TC2019\ECD4\11-NOV\N27A031.RAW Date: 11/27/2019 05:35 PM
Sequence File: E:\TC2019\ECD4\11-NOV\PEST.SEQ Cycle: 869 Channel : A
Instrument : AUTO4-DUAL_ECD Rack/Vial: 0/30 Operator:
Sample Amount : 1.0000 Dilution Factor : 1.00

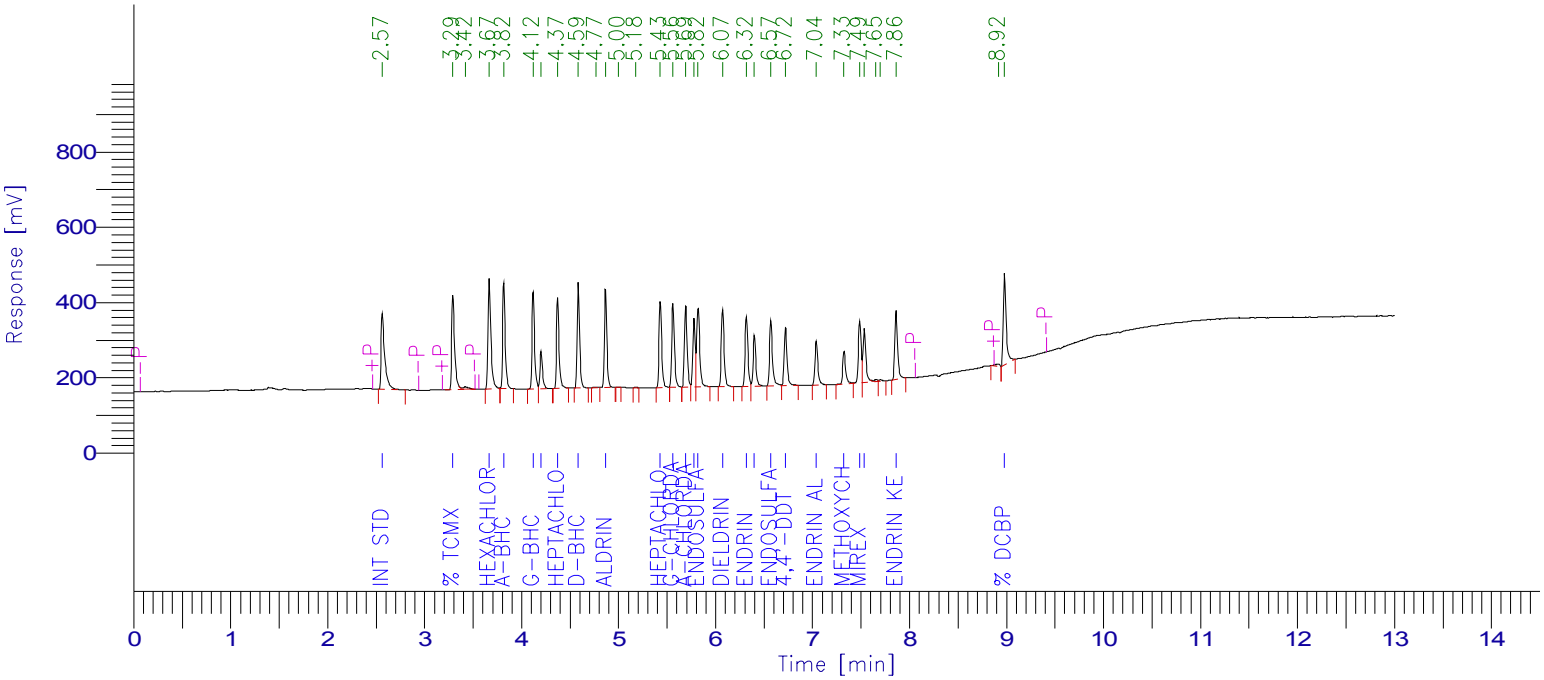

PESTICIDE REPORT

Peak #	Time [min]	Component Name	Raw Amount	Surrogate Recovery TCMX & DCBP	Multiplier	Adjusted Amount for Labowrks	Area [µV·s]
1	2.565	Int Std	100.0000	250.0000	1.0000	100.0000	534059.33
2	3.292	% TCMX	79.6367	199.0918	1.0000	79.6367	545601.80
4	3.667	Hexachlorobenzene	44.7527	111.8816	1.0000	44.7527	623724.31
5	3.817	a-BHC	48.7174	121.7935	1.0000	48.7174	511832.58
6	4.120	g-BHC	47.1840	117.9599	1.0000	47.1840	475284.61
7	4.202	b-BHC	45.1085	112.7712	1.0000	45.1085	183232.51
8	4.373	Heptachlor	49.4971	123.7427	1.0000	49.4971	436081.68
9	4.586	d-BHC	47.4695	118.6738	1.0000	47.4695	498411.86
11	4.867	Aldrin	49.1071	122.7678	1.0000	49.1071	466491.64
14	5.431	Heptachlor epoxide	49.7294	124.3234	1.0000	49.7294	427124.36
15	5.562	g-Chlordane	48.8184	122.0460	1.0000	48.8184	422409.72
16	5.693	A-CHLORDANE	48.9037	122.2593	1.0000	48.9037	421390.92
17	5.780	4,4'-DDE	45.1790	112.9475	1.0000	45.1790	316726.85
18	5.822	Endosulfan I	52.6293	131.5732	1.0000	52.6293	438545.25
19	6.074	Dieldrin	50.5368	126.3420	1.0000	50.5368	407955.25
20	6.319	Endrin	50.2253	125.5633	1.0000	50.2253	373045.72
21	6.402	4,4'-DDD	49.6122	124.0306	1.0000	49.6122	267846.19
22	6.571	Endosulfan II	55.3549	138.3873	1.0000	55.3549	366007.55
23	6.722	4,4'-DDT	51.1759	127.9396	1.0000	51.1759	311349.72
24	7.039	Endrin aldehyde	52.8205	132.0513	1.0000	52.8205	250754.64
25	7.326	Methoxychlor	57.9148	144.7871	1.0000	57.9148	180345.46
26	7.488	Mirex	51.7472	129.3679	1.0000	51.7472	329540.91
27	7.535	Endosulfan sulfate	54.6663	136.6657	1.0000	54.6663	287183.59
30	7.862	Endrin Ketone	53.5413	133.8533	1.0000	53.5413	367118.81
32	8.980	% DCBP	93.6845	234.2112	1.0000	93.6845	518609.54
				3445.0311	25.0000	1378.0125	9960674.80

Client Id: Continuing Calibration

Software Version: 4.1<1L22>
Date: 12/2/2019 09:21 AM
Sample Name : mix 4;51p
Data File : E:\TC2019\ECD4\11-NOV\N27B031.RAW Date: 11/27/2019 05:35 PM
Sequence File: E:\TC2019\ECD4\11-NOV\PEST.SEQ Cycle: 869 Channel : B
Instrument : AUTO4-DUAL_ECD Rack/Vial: 0/30 Operator:
Sample Amount : 1.0000 Dilution Factor : 1.00

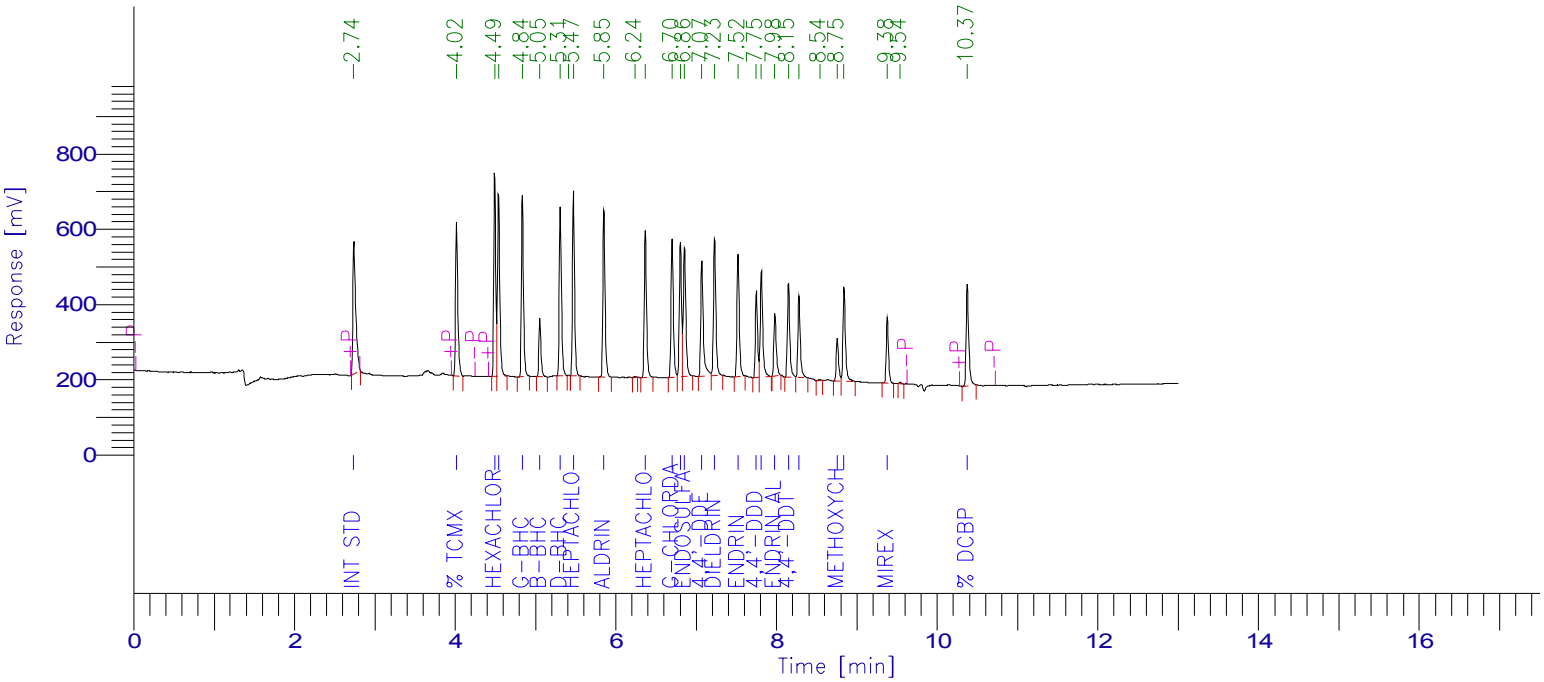

PESTICIDE REPORT

Peak #	Time [min]	Component Name	Raw Amount	Surrogate Recovery TCMX & DCBP	Multiplier	Adjusted Amount for Labowrks	Area [µV·s]
1	2.741	Int Std	100.0000	250.0000	1.0000	100.0000	864250.22
2	4.018	% TCMX	70.8587	177.1468	1.0000	70.8587	808647.16
3	4.493	Hexachlorobenzene	47.4314	118.5785	1.0000	47.4314	939552.26
4	4.541	a-BHC	43.8139	109.5348	1.0000	43.8139	957920.93
5	4.836	g-BHC	46.2926	115.7315	1.0000	46.2926	880483.98
6	5.054	b-BHC	47.2304	118.0759	1.0000	47.2304	284302.59
7	5.309	d-BHC	47.3681	118.4203	1.0000	47.3681	830314.25
9	5.472	Heptachlor	45.0107	112.5268	1.0000	45.0107	886298.92
10	5.853	Aldrin	46.4794	116.1986	1.0000	46.4794	845110.28
12	6.368	Heptachlor epoxide	48.3254	120.8135	1.0000	48.3254	766440.53
13	6.700	g-Chlordane	46.8758	117.1896	1.0000	46.8758	742514.19
14	6.804	a-Chlordane	50.6974	126.7435	1.0000	50.6974	717266.75
15	6.856	Endosulfan I	46.2274	115.5686	1.0000	46.2274	731909.08
16	7.069	4,4'-DDE	56.2636	140.6591	1.0000	56.2636	705658.15
17	7.229	Dieldrin	51.6926	129.2314	1.0000	51.6926	755119.80
18	7.521	Endrin	50.5074	126.2685	1.0000	50.5074	653294.69
19	7.748	4,4'-DDD	51.5063	128.7659	1.0000	51.5063	445435.00
20	7.811	Endosulfan II	52.0076	130.0190	1.0000	52.0076	617626.05
21	7.980	Endrin aldehyde	48.6022	121.5055	1.0000	48.6022	351449.16
22	8.147	4,4'-DDT	53.4287	133.5717	1.0000	53.4287	513044.67
23	8.278	Endosulfan sulfate	51.0970	127.7425	1.0000	51.0970	451546.66
25	8.754	Methoxychlor	56.2603	140.6507	1.0000	56.2603	231715.06
26	8.839	Endrin Ketone	52.1468	130.3670	1.0000	52.1468	537536.82
27	9.377	Mirex	47.7330	119.3324	1.0000	47.7330	338979.09
29	10.374	% DCBP	77.3346	193.3364	1.0000	77.3346	585477.14
				3337.9784	25.0000	1335.1914	16441893.42

Client Id: Chlordane Standard

Software Version: 4.1<1L22>
Date: 11/27/2019 09:29 AM
Sample Name : c300;50n
Data File : E:\TC2019\ECD4\11-NOV\N27A006.RAW Date: 11/27/2019 09:09 AM
Sequence File: E:\TC2019\ECD4\11-NOV\PEST.SEQ Cycle: 844 Channel : A
Instrument : AUTO4-DUAL_ECD Rack/Vial: 0/7 Operator:
Sample Amount : 1.0000 Dilution Factor : 1.00

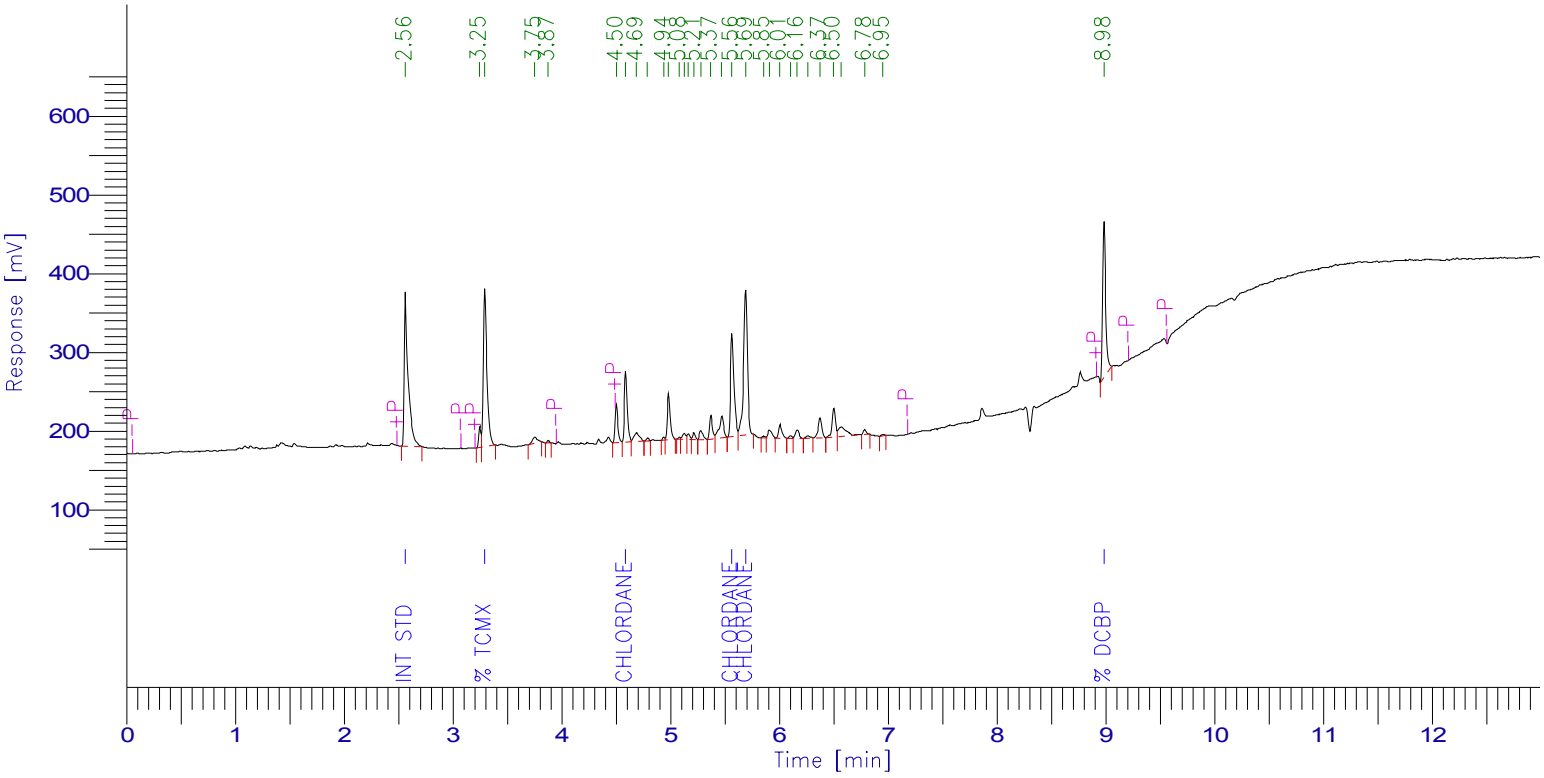

Chlordane Report

Peak #	Time [min]	Component Name	Raw Amount	Multiplier	Adjusted Amt for Labworks	Area [µV·s]
1	2.562	Int Std	100.0000	1.0000	100.0000	508865.98
3	3.292	% TCMX	64.5838	1.0000	64.5838	453910.43
7	4.587	Chlordane-1	309.7405	1.0000	309.7405	163688.57
19	5.563	Chlordane-2	297.4996	1.0000	297.4996	293613.63
20	5.689	Chlordane-3	286.8319	1.0000	286.8319	459433.55
32	8.981	% DCBP	73.6303	1.0000	73.6303	394613.76
			1132.2860	6.0000	1132.2860	2274125.92

Client Id: Chlordane Standard

Software Version: 4.1<1L22>
Date: 11/27/2019 09:30 AM
Sample Name : c300;50n
Data File : E:\TC2019\ECD4\11-NOV\N27B006.RAW Date: 11/27/2019 09:09 AM
Sequence File: E:\TC2019\ECD4\11-NOV\PEST.SEQ Cycle: 844 Channel : B
Instrument : AUTO4-DUAL_ECD Rack/Vial: 0/7 Operator:
Sample Amount : 1.0000 Dilution Factor : 1.00

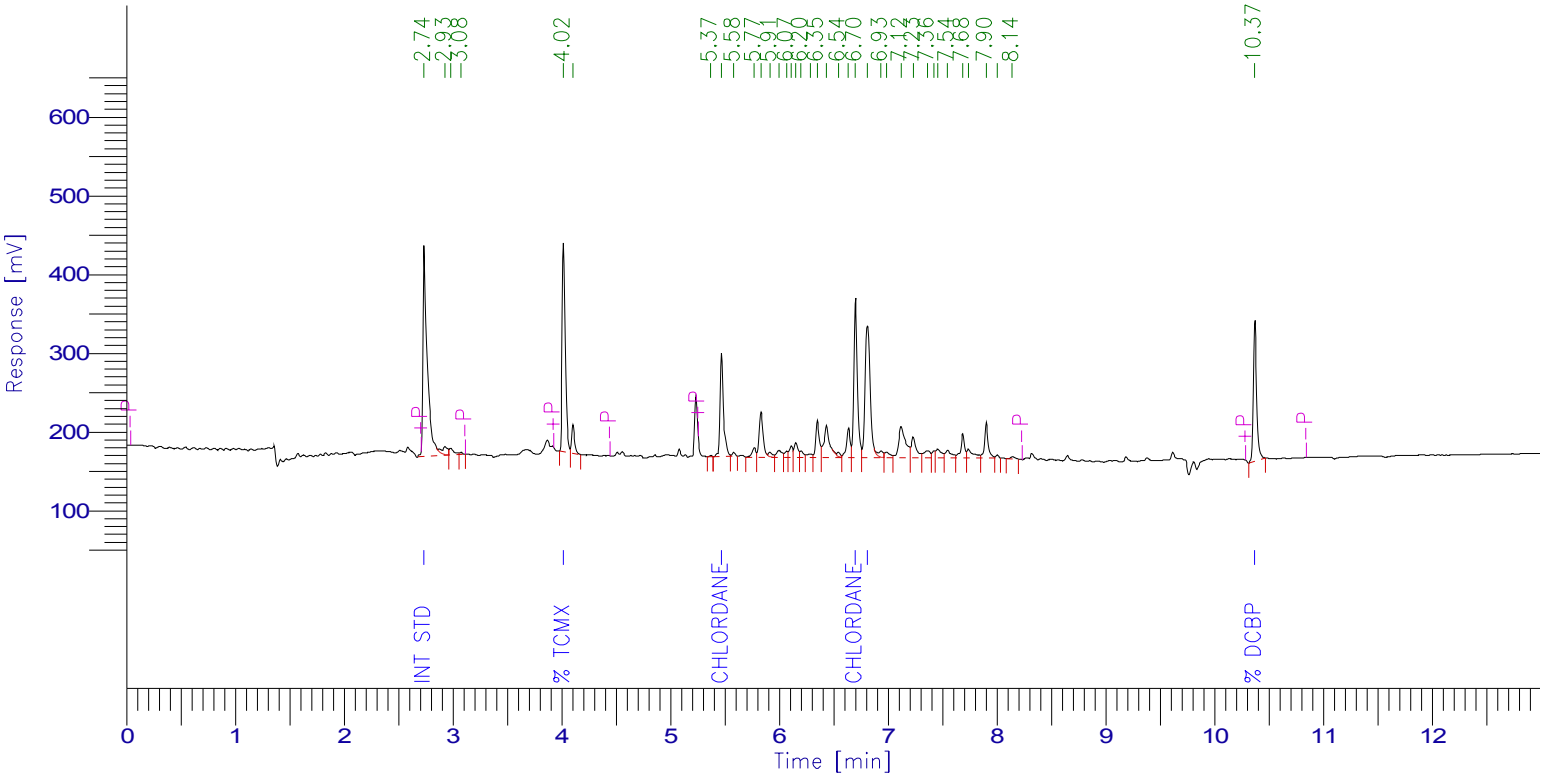

Chlordane Report

Peak #	Time [min]	Component Name	Raw Amount	Multiplier	Adjusted Amt for Labworks	Area [µV·s]
1	2.735	Int Std	100.0000	1.0000	100.0000	772558.05
5	4.016	% TCMX	56.7554	1.0000	56.7554	531810.51
8	5.467	Chlordane-1	276.0923	1.0000	276.0923	282044.20
23	6.697	Chlordane-2	269.1209	1.0000	269.1209	472122.83
24	6.806	Chlordane-3	285.1065	1.0000	285.1065	568982.53
38	10.366	% DCBP	59.1487	1.0000	59.1487	385911.08
			1046.2239	6.0000	1046.2239	3013429.20

Client Id: Toxaphene Standard

Software Version: 4.1<1L22>
Date: 11/27/2019 12:36 PM
Sample Name : t1000;49l
Data File : E:\TC2019\ECD4\11-NOV\N27A007.RAW Date: 11/27/2019 09:26 AM
Sequence File: E:\TC2019\ECD4\11-NOV\PEST.SEQ Cycle: 845 Channel : A
Instrument : AUTO4-DUAL_ECD Rack/Vial: 0/8 Operator:
Sample Amount : 1.0000 Dilution Factor : 1.00

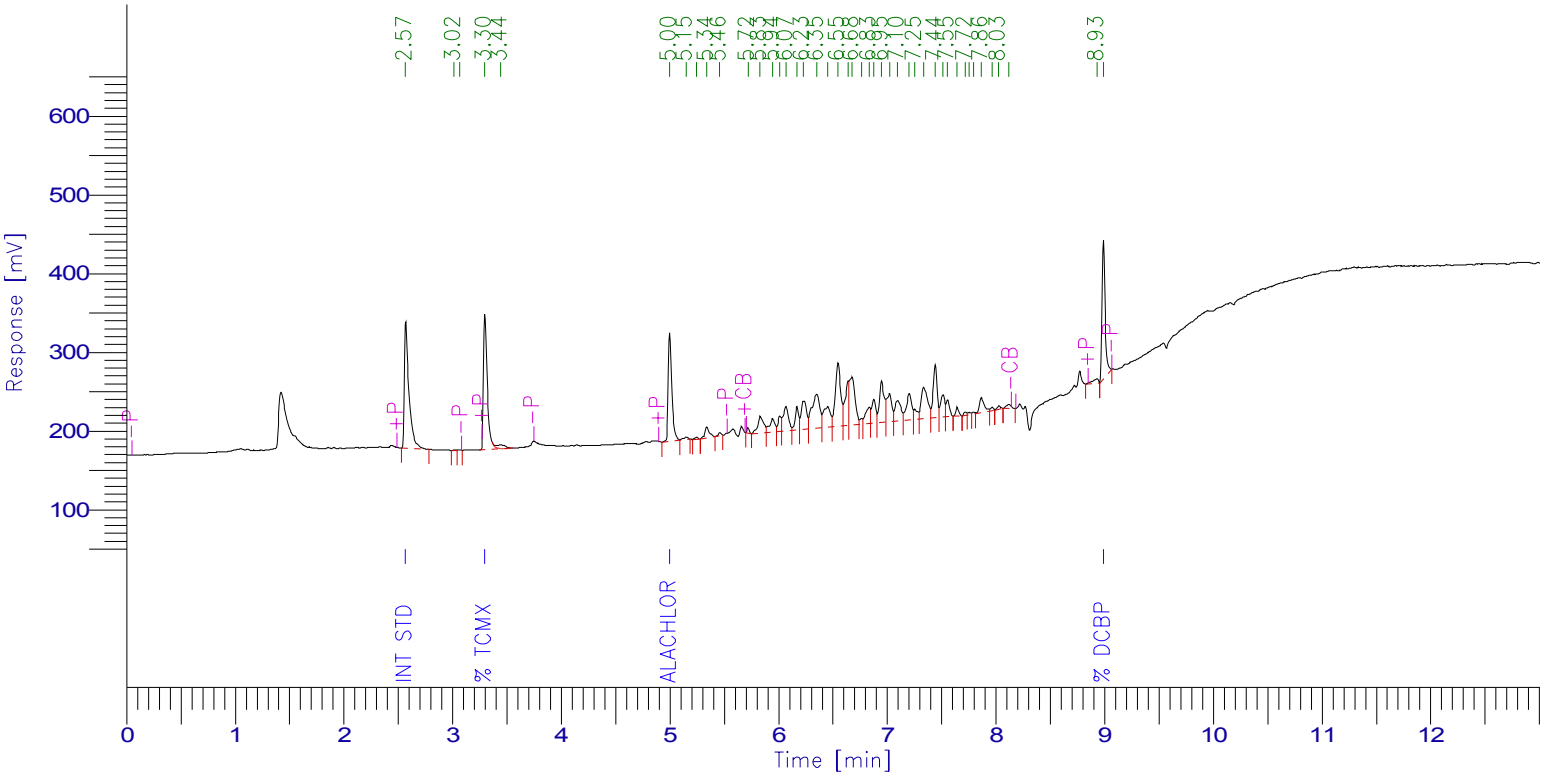

Toxaphene Timed Report

Peak #	Time [min]	Component Name	Raw Amount	Area [µV·s]
1	2.569	Int Std	100.0000	468322.19
4	3.297	% TCMX	63.6874	420036.45
6	4.997	Alachlor	23.8400	309302.95
	6.900	Toxaphene	1129.9086	2707512.25
44	8.986	% DCBP	67.0612	349085.67
			1384.4972	4254259.51

Client Id: Toxaphene Standard

Software Version: 4.1<1L22>
Date: 11/27/2019 12:37 PM
Sample Name : t1000;49l
Data File : E:\TC2019\ECD4\11-NOV\N27B007.RAW Date: 11/27/2019 09:26 AM
Sequence File: E:\TC2019\ECD4\11-NOV\PEST.SEQ Cycle: 845 Channel : B
Instrument : AUTO4-DUAL_ECD Rack/Vial: 0/8 Operator:
Sample Amount : 1.0000 Dilution Factor : 1.00

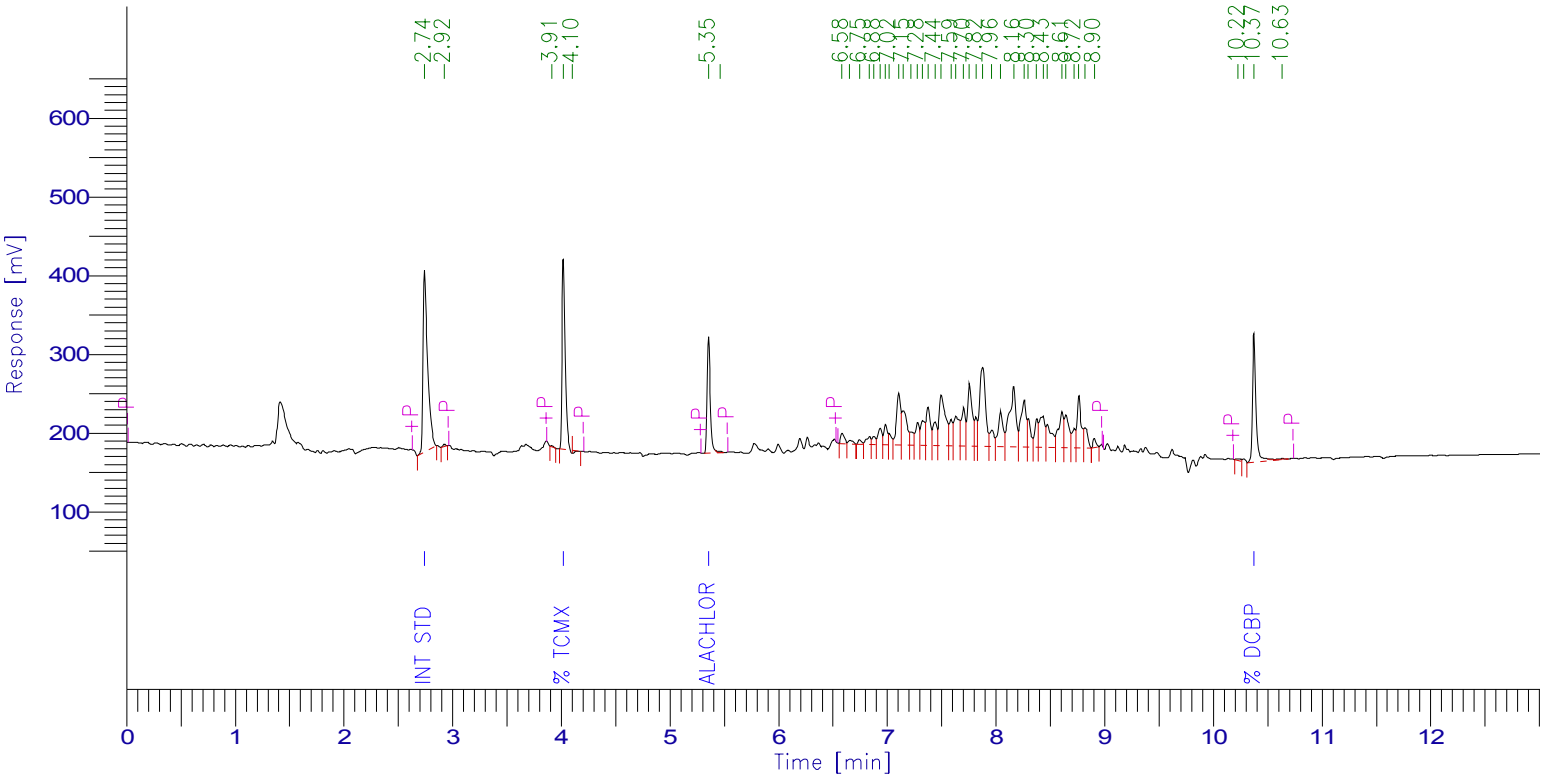

Toxaphene Timed Report

Peak #	Time [min]	Component Name	Raw Amount	Area [µV·s]
1	2.741	Int Std	100.0000	673558.97
4	4.019	% TCMX	56.4445	494951.61
6	5.354	Alachlor	23.7279	303054.37
	7.700	Toxaphene	873.6108	3918689.03
46	10.371	% DCBP	60.2911	375974.99
			1114.0743	5766228.98

1D
PESTICIDE ORGANICS ANALYSIS DATA SHEET

CLIENT SAMPLE NO.

CE67556 LCS

Lab Name: Phoenix Environmental Client: NETC

Lab Code: Phoenix Instr: ECD4 Column.: CLPesticides 0.32 SDG No.: GCE67556

Matrix: (soil/water) SOIL Lab Sample ID: CE67556 LCS

Sample wt/vol: 15 (g/mL) g Lab File ID: N27A009

% Moisture: n.a. decanted: (Y/N) N Date Received: 11/25/19

Extraction: (SepF/Cont/ASE) 3545 Date Extracted: 11/26/19

Concentrated Extract Volume: 5000 (uL) Date Analyzed: 11/27/19

Injection Volume: 1 (ul) Dilution Factor: 2

CONCENTRATION UNITS: ug/kg

CAS NO.	COMPOUND	CF	CONC	P/C	Q	MDL	PQL
319-84-6	alpha-BHC	1.967	23.2	P		1.0	1.0
319-85-7	beta-BHC	0.761	31.2	P		1.0	1.0
319-86-8	delta-BHC	1.966	22.8	P		3.3	3.3
58-89-9	gamma-BHC (Lindane)	1.886	23.1	P		1.0	1.0
76-44-8	Heptachlor	1.650	23.9	P		3.3	3.3
309-00-2	Aldrin	1.779	22.3	P		1.0	1.0
1024-57-3	Heptachlor Epoxide	1.608	23.8	P		3.3	3.3
959-98-8	Endosulfan I	1.560	25.2	P		3.3	3.3
60-57-1	Dieldrin	1.512	23.5	P		1.0	1.0
72-55-9	4,4' -DDE	1.313	21.8	P		1.7	1.7
72-20-8	Endrin	1.391	23.8	P		3.3	3.3
33213-65-9	Endosulfan II	1.238	31.4	P		3.3	3.3
72-54-8	4,4' -DDD	1.011	23.2	P		1.7	1.7
1031-07-8	Endosulfan Sulfate	0.984	30.9	P		3.3	3.3
50-29-3	4,4' -DDT	1.139	24.5	P		1.7	1.7
72-43-5	Methoxychlor	0.583	29.9	P		3.3	3.3
53494-70-5	Endrin ketone	1.284	28.0	P		3.3	3.3
7421-93-4	Endrin Aldehyde	0.889	29.8	P		3.3	3.3
8001-35-2	Toxaphene	NA	130	P	U	130	130
5103-71-9	alpha-Chlordane	1.613	23.5	P		3.3	3.3
5103-74-2	gamma-Chlordane	1.620	23.8	P		3.3	3.3
57-74-9	Chlordane	NA	23.8	P		33	33
2051-24-3	Decachlorobiphenyl	1.037	89	P		%	%
877-09-8	Tetrachloro-m-xylene	1.283	74	P		%	%

319-84-6 Sample Result Calc: ((34.7918raw * 2df * 5fv) / (15wt-vol) = 23.2

319-84-6 Sample PQL Calc: (1.5raw * 2df * 5fv) / (15wt-vol) = 1.0

Both channels need to have the compound detected for a concentration to be reported on either channel.

U1=Due to matrix interference and/or the presence of a large amount of non-target material, the reporting level for this compound has been elevated.

U2=The presence of this compound was not confirmed by the analyst based on the characteristic pattern matching of multi-component parameters, retention time, and/or peak shape.

P/C: P=Primary Result C=Confirmation Result X=Not Used CF=Calculated Calibration/Response Factor MC=Multi-Component

1D
PESTICIDE ORGANICS ANALYSIS DATA SHEET

CLIENT SAMPLE NO.

CE67556 LCS

Lab Name: Phoenix Environmental Client: NETC

Lab Code: Phoenix Instr: ECD4 Column.: Rtx-440 0.32 SDG No.: GCE67556

Matrix: (soil/water) SOIL Lab Sample ID: CE67556 LCS

Sample wt/vol: 15 (g/mL) g Lab File ID: N27B009

% Moisture: n.a. decanted: (Y/N) N Date Received: 11/25/19

Extraction: (SepF/Cont/ASE) 3545 Date Extracted: 11/26/19

Concentrated Extract Volume: 5000 (uL) Date Analyzed: 11/27/19

Injection Volume: 1 (ul) Dilution Factor: 2

CONCENTRATION UNITS: ug/kg

CAS NO.	COMPOUND	CF	CONC	P/C	Q	MDL	PQL
319-84-6	alpha-BHC	2.530	16.3	C		1.0	1.0
319-85-7	beta-BHC	0.696	31.5	C		1.0	1.0
319-86-8	delta-BHC	2.028	23.7	C		3.3	3.3
58-89-9	gamma-BHC (Lindane)	2.201	23.2	C		1.0	1.0
76-44-8	Heptachlor	2.278	21.5	C		3.3	3.3
309-00-2	Aldrin	2.104	23.1	C		1.0	1.0
1024-57-3	Heptachlor Epoxide	1.835	23.7	C		3.3	3.3
959-98-8	Endosulfan I	1.832	22.9	C		3.3	3.3
60-57-1	Dieldrin	1.690	24.7	C		1.0	1.0
72-55-9	4,4' -DDE	1.451	29.9	C		1.7	1.7
72-20-8	Endrin	1.497	24.1	C		3.3	3.3
33213-65-9	Endosulfan II	1.374	27.7	C		3.3	3.3
72-54-8	4,4' -DDD	1.001	24.5	C		1.7	1.7
1031-07-8	Endosulfan Sulfate	1.023	28.4	C		3.3	3.3
50-29-3	4,4' -DDT	1.111	26.0	C		1.7	1.7
72-43-5	Methoxychlor	0.477	27.5	C		3.3	3.3
53494-70-5	Endrin ketone	1.193	24.3	C		3.3	3.3
7421-93-4	Endrin Aldehyde	0.837	27.4	C		3.3	3.3
8001-35-2	Toxaphene	NA	130	C	U	130	130
5103-71-9	alpha-Chlordane	1.637	23.9	C		3.3	3.3
5103-74-2	gamma-Chlordane	1.833	22.8	C		3.3	3.3
57-74-9	Chlordane	NA	22.8	C		33	33
2051-24-3	Decachlorobiphenyl	0.876	77	C		%	%
877-09-8	Tetrachloro-m-xylene	1.320	66	C		%	%

319-84-6 Sample Result Calc: ((24.4306raw * 2df * 5fv) / (15wt-vol) = 16.3

319-84-6 Sample PQL Calc: (1.5raw * 2df * 5fv) / (15wt-vol) = 1.0

Both channels need to have the compound detected for a concentration to be reported on either channel.

U1=Due to matrix interference and/or the presence of a large amount of non-target material, the reporting level for this compound has been elevated.

U2=The presence of this compound was not confirmed by the analyst based on the characteristic pattern matching of multi-component parameters, retention time, and/or peak shape.

P/C: P=Primary Result C=Confirmation Result X=Not Used CF=Calculated Calibration/Response Factor MC=Multi-Component

10A
PESTICIDES CONFIRMATION SUMMARY FOR
SINGLE COMPONENT ANALYTES

CLIENT SAMPLE NO

COMP-2 LCS

Lab Name: Phoenix Environmental Labs Client: NETC

Lab Code: Phoenix Lab File ID: N27A009 | N27B009 SDG No.: GCE67556

Lab SampleID: CE67556 Instrument ID: ECD4 Date Analyzed: 11/27/19 10:11

GC Column(A): CLPesticides ID: 0.32 (mm) GC Column(B): Rtx-440 ID: 0.32 (mm)

ANALYTE	COL	RT	RT WINDOW FROM	RT WINDOW TO	CALCULATED CONC	CF	%RPD	*
alpha-BHC	A	3.83	3.97	4.07	23.2	1.967	34.9	
	B	4.54	4.57	4.67	16.3	2.530		
beta-BHC	A	4.21	4.36	4.46	31.2	0.761	1.0	
	B	5.05	5.08	5.18	31.5	0.696		
delta-BHC	A	4.59	4.74	4.84	22.8	1.966	3.9	
	B	5.31	5.34	5.44	23.7	2.028		
gamma-BHC (Lindane)	A	4.13	4.28	4.38	23.1	1.886	0.4	
	B	4.84	4.87	4.97	23.2	2.201		
Heptachlor	A	4.38	4.53	4.63	23.9	1.650	10.6	
	B	5.47	5.51	5.61	21.5	2.278		
Aldrin	A	4.87	5.02	5.12	22.3	1.779	3.5	
	B	5.85	5.90	6.00	23.1	2.104		
Heptachlor Epoxide	A	5.44	5.59	5.73	23.8	1.608	0.4	
	B	6.37	6.40	6.54	23.7	1.835		
Endosulfan I	A	5.83	6.01	6.15	25.2	1.560	9.6	
	B	6.86	6.90	7.04	22.9	1.832		
Dieldrin	A	6.08	6.27	6.41	23.5	1.512	5.0	
	B	7.23	7.27	7.41	24.7	1.690		
4,4' -DDE	A	5.79	5.94	6.08	21.8	1.313	31.3	
	B	7.07	7.11	7.25	29.9	1.451		
Endrin	A	6.33	6.53	6.67	23.8	1.391	1.3	
	B	7.52	7.56	7.70	24.1	1.497		
Endosulfan II	A	6.58	6.79	6.93	31.4	1.238	12.5	
	B	7.81	7.85	7.99	27.7	1.374		
4,4' -DDD	A	6.41	6.60	6.74	23.2	1.011	5.5	
	B	7.75	7.79	7.93	24.5	1.001		
Endosulfan Sulfate	A	7.55	7.76	7.90	30.9	0.984	8.4	
	B	8.28	8.31	8.45	28.4	1.023		
4,4' -DDT	A	6.73	6.93	7.07	24.5	1.139	5.9	
	B	8.15	8.18	8.32	26.0	1.111		
Methoxychlor	A	7.34	7.52	7.66	29.9	0.583	8.4	
	B	8.76	8.79	8.93	27.5	0.477		
Endrin ketone	A	7.87	8.09	8.23	28.0	1.284	14.1	
	B	8.84	8.88	9.02	24.3	1.193		
Endrin Aldehyde	A	7.05	7.28	7.42	29.8	0.889	8.4	
	B	7.98	8.02	8.16	27.4	0.837		
alpha-Chlordane	A	5.70	5.86	6.00	23.5	1.613	1.7	
	B	6.81	6.85	6.99	23.9	1.637		
gamma-Chlordane	A	5.57	5.73	5.87	23.8	1.620	4.3	
	B	6.70	6.74	6.88	22.8	1.833		

%RPD must be less than or equal to 40% (*) Criteria exceeded.
NC - (No Criteria) %RPD is not calculated when either result is less than 2 times the reporting level.
CF = Calculated Calibration/Response Factor

FORM 10A

Client Id: QC Laboratory Control Sample (LCS) CE67556

Software Version: 4.1<1L22>
Date: 11/27/2019 12:37 PM
Sample Name : lcs 67556 2x c
Data File : E:\TC2019\ECD4\11-NOV\N27A009.RAW Date: 11/27/2019 10:11 AM
Sequence File: E:\TC2019\ECD4\11-NOV\PEST.SEQ Cycle: 847 Channel : A
Instrument : AUTO4-DUAL_ECD Rack/Vial: 0/10 Operator:
Sample Amount : 1.0000 Dilution Factor : 1.00

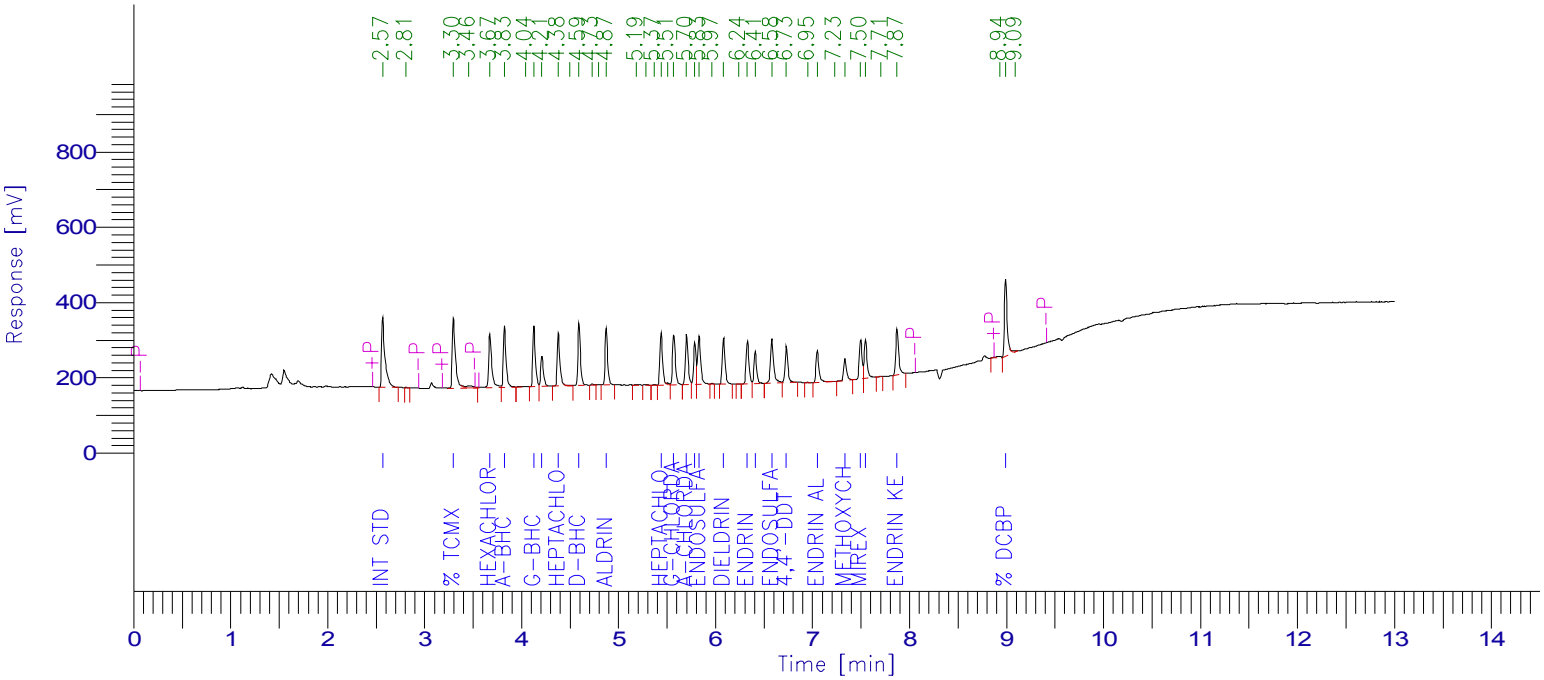

PESTICIDE REPORT

Peak #	Time [min]	Component Name	Raw Amount	Surrogate Recovery TCMX & DCBP	Multiplier	Adjusted Amount for Labowrks	Area [µV·s]
1	2.569	Int Std	100.0000	250.0000	1.0000	100.0000	456625.38
3	3.298	% TCMX	73.5937	183.9841	1.0000	73.5937	431095.29
5	3.673	Hexachlorobenzene	27.4283	68.5707	1.0000	27.4283	326846.08
6	3.825	a-BHC	34.7918	86.9794	1.0000	34.7918	312529.40
8	4.128	g-BHC	34.7138	86.7846	1.0000	34.7138	298973.49
9	4.211	b-BHC	46.7367	116.8418	1.0000	46.7367	162320.44
10	4.380	Heptachlor	35.9218	89.8046	1.0000	35.9218	270593.45
12	4.593	d-BHC	34.2613	85.6532	1.0000	34.2613	307572.85
15	4.874	Aldrin	33.4838	83.7096	1.0000	33.4838	271959.88
19	5.440	Heptachlor epoxide	35.6817	89.2043	1.0000	35.6817	262033.94
21	5.570	g-Chlordane	35.6543	89.1358	1.0000	35.6543	263774.58
22	5.702	A-CHLORDANE	35.2002	88.0004	1.0000	35.2002	259333.30
23	5.788	4,4'-DDE	32.7248	81.8119	1.0000	32.7248	196153.16
24	5.831	Endosulfan I	37.7519	94.3798	1.0000	37.7519	268965.51
26	6.083	Dieldrin	35.2064	88.0160	1.0000	35.2064	242994.84
28	6.330	Endrin	35.6816	89.2040	1.0000	35.6816	226597.04
29	6.410	4,4'-DDD	34.7781	86.9452	1.0000	34.7781	160536.05
30	6.582	Endosulfan II	47.1256	117.8141	1.0000	47.1256	266416.77
31	6.731	4,4'-DDT	36.7296	91.8239	1.0000	36.7296	191060.01
33	7.050	Endrin aldehyde	44.7201	111.8004	1.0000	44.7201	181518.19
35	7.335	Methoxychlor	44.7834	111.9586	1.0000	44.7834	119234.89
36	7.497	Mirex	38.5108	96.2770	1.0000	38.5108	209689.04
37	7.547	Endosulfan sulfate	46.3148	115.7869	1.0000	46.3148	208031.92
39	7.873	Endrin Ketone	42.0407	105.1019	1.0000	42.0407	246466.79
41	8.992	% DCBP	88.5425	221.3561	1.0000	88.5425	419078.18
				2730.9443	25.0000	1092.3777	6560400.47

Client Id: QC Laboratory Control Sample (LCS) CE67556

Software Version: 4.1<1L22>
Date: 11/27/2019 12:37 PM
Sample Name : lcs 67556 2x c
Data File : E:\TC2019\ECD4\11-NOV\N27B009.RAW Date: 11/27/2019 10:11 AM
Sequence File: E:\TC2019\ECD4\11-NOV\PEST.SEQ Cycle: 847 Channel : B
Instrument : AUTO4-DUAL_ECD Rack/Vial: 0/10 Operator:
Sample Amount : 1.0000 Dilution Factor : 1.00

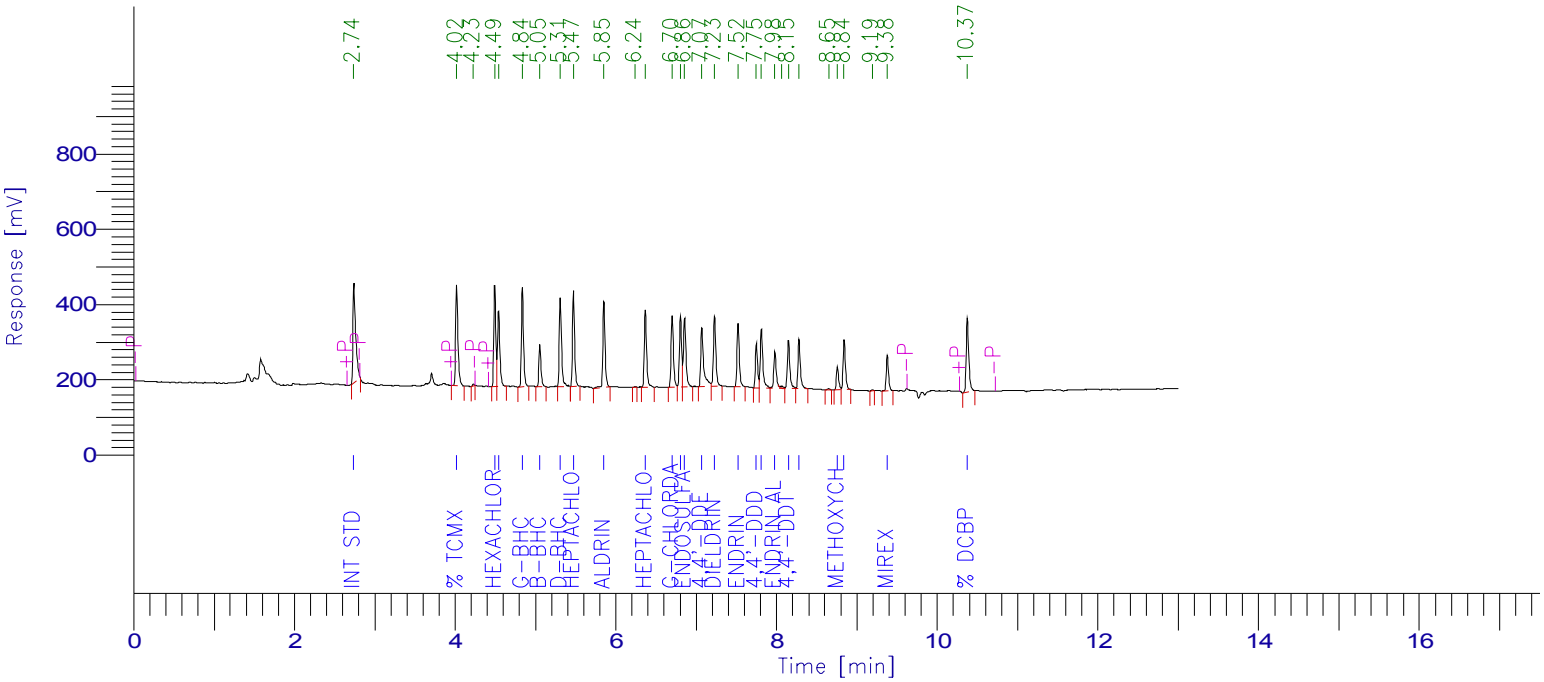

PESTICIDE REPORT

Peak #	Time [min]	Component Name	Raw Amount	Surrogate Recovery TCMX & DCBP	Multiplier	Adjusted Amount for Labowrks	Area [µV·s]
1	2.741	Int Std	100.0000	250.0000	1.0000	100.0000	625253.26
2	4.019	% TCMX	66.4058	166.0145	1.0000	66.4058	548262.31
4	4.493	Hexachlorobenzene	34.5898	86.4744	1.0000	34.5898	495700.03
5	4.542	a-BHC	24.4306	61.0765	1.0000	24.4306	386427.56
6	4.836	g-BHC	34.7316	86.8290	1.0000	34.7316	477915.26
7	5.054	b-BHC	47.2124	118.0309	1.0000	47.2124	205604.03
8	5.309	d-BHC	35.5709	88.9271	1.0000	35.5709	451093.89
9	5.472	Heptachlor	32.2994	80.7485	1.0000	32.2994	460124.27
10	5.853	Aldrin	34.6634	86.6585	1.0000	34.6634	455974.35
12	6.368	Heptachlor epoxide	35.5501	88.8753	1.0000	35.5501	407906.46
13	6.701	g-Chlordane	34.2299	85.5746	1.0000	34.2299	392262.98
14	6.805	a-Chlordane	35.9163	89.7907	1.0000	35.9163	367623.02
15	6.857	Endosulfan I	34.2842	85.7104	1.0000	34.2842	392705.93
16	7.069	4,4'-DDE	44.8167	112.0418	1.0000	44.8167	406652.05
17	7.228	Dieldrin	37.1040	92.7599	1.0000	37.1040	392124.95
18	7.522	Endrin	36.2139	90.5347	1.0000	36.2139	338879.91
19	7.749	4,4'-DDD	36.7877	91.9693	1.0000	36.7877	230166.86
20	7.811	Endosulfan II	41.5405	103.8512	1.0000	41.5405	356900.21
21	7.980	Endrin aldehyde	41.1084	102.7709	1.0000	41.1084	215056.89
23	8.147	4,4'-DDT	39.0628	97.6570	1.0000	39.0628	271369.18
24	8.279	Endosulfan sulfate	42.5793	106.4482	1.0000	42.5793	272221.08
26	8.755	Methoxychlor	41.3247	103.3118	1.0000	41.3247	123134.24
27	8.840	Endrin Ketone	36.4961	91.2402	1.0000	36.4961	272171.76
29	9.377	Mirex	36.2540	90.6350	1.0000	36.2540	186263.08
30	10.374	% DCBP	76.9410	192.3526	1.0000	76.9410	421415.83
				2650.2830	25.0000	1060.1132	9153209.38

1D
PESTICIDE ORGANICS ANALYSIS DATA SHEET

CLIENT SAMPLE NO.

CE67556 LCSD

Lab Name: Phoenix Environmental Client: NETC

Lab Code: Phoenix Instr: ECD4 Column.: CLPesticides 0.32 SDG No.: GCE67556

Matrix: (soil/water) SOIL Lab Sample ID: CE67556 LCSD

Sample wt/vol: 15 (g/mL) g Lab File ID: N27A019

% Moisture: n.a. decanted: (Y/N) N Date Received: 11/25/19

Extraction: (SepF/Cont/ASE) 3545 Date Extracted: 11/26/19

Concentrated Extract Volume: 5000 (uL) Date Analyzed: 11/27/19

Injection Volume: 1 (ul) Dilution Factor: 2

CONCENTRATION UNITS: ug/kg

CAS NO.	COMPOUND	CF	CONC	P/C	Q	MDL	PQL
319-84-6	alpha-BHC	1.967	22.3	P		1.0	1.0
319-85-7	beta-BHC	0.761	31.5	P		1.0	1.0
319-86-8	delta-BHC	1.966	21.3	P		3.3	3.3
58-89-9	gamma-BHC (Lindane)	1.886	21.9	P		1.0	1.0
76-44-8	Heptachlor	1.650	22.7	P		3.3	3.3
309-00-2	Aldrin	1.779	21.5	P		1.0	1.0
1024-57-3	Heptachlor Epoxide	1.608	22.6	P		3.3	3.3
959-98-8	Endosulfan I	1.560	23.3	P		3.3	3.3
60-57-1	Dieldrin	1.512	22.8	P		1.0	1.0
72-55-9	4,4' -DDE	1.313	22.1	P		1.7	1.7
72-20-8	Endrin	1.391	23.1	P		3.3	3.3
33213-65-9	Endosulfan II	1.238	30.7	P		3.3	3.3
72-54-8	4,4' -DDD	1.011	23.3	P		1.7	1.7
1031-07-8	Endosulfan Sulfate	0.984	30.1	P		3.3	3.3
50-29-3	4,4' -DDT	1.139	23.7	P		1.7	1.7
72-43-5	Methoxychlor	0.583	28.2	P		3.3	3.3
53494-70-5	Endrin ketone	1.284	27.3	P		3.3	3.3
7421-93-4	Endrin Aldehyde	0.889	30.2	P		3.3	3.3
8001-35-2	Toxaphene	NA	130	P	U	130	130
5103-71-9	alpha-Chlordane	1.613	22.5	P		3.3	3.3
5103-74-2	gamma-Chlordane	1.620	22.6	P		3.3	3.3
57-74-9	Chlordane	NA	22.6	P		33	33
2051-24-3	Decachlorobiphenyl	1.037	87	P		%	%
877-09-8	Tetrachloro-m-xylene	1.283	69	P		%	%

319-84-6 Sample Result Calc: ((33.4166raw * 2df * 5fv) / (15wt-vol) = 22.3

319-84-6 Sample PQL Calc: (1.5raw * 2df * 5fv) / (15wt-vol) = 1.0

Both channels need to have the compound detected for a concentration to be reported on either channel.

U1=Due to matrix interference and/or the presence of a large amount of non-target material, the reporting level for this compound has been elevated.

U2=The presence of this compound was not confirmed by the analyst based on the characteristic pattern matching of multi-component parameters, retention time, and/or peak shape.

P/C: P=Primary Result C=Confirmation Result X=Not Used CF=Calculated Calibration/Response Factor MC=Multi-Component

1D
PESTICIDE ORGANICS ANALYSIS DATA SHEET

CLIENT SAMPLE NO.

CE67556 LCSD

Lab Name: Phoenix Environmental Client: NETC

Lab Code: Phoenix Instr: ECD4 Column.: Rtx-440 0.32 SDG No.: GCE67556

Matrix: (soil/water) SOIL Lab Sample ID: CE67556 LCSD

Sample wt/vol: 15 (g/mL) g Lab File ID: N27B019

% Moisture: n.a. decanted: (Y/N) N Date Received: 11/25/19

Extraction: (SepF/Cont/ASE) 3545 Date Extracted: 11/26/19

Concentrated Extract Volume: 5000 (uL) Date Analyzed: 11/27/19

Injection Volume: 1 (ul) Dilution Factor: 2

CONCENTRATION UNITS: ug/kg

CAS NO.	COMPOUND	CF	CONC	P/C	Q	MDL	PQL
319-84-6	alpha-BHC	2.530	17.6	C		1.0	1.0
319-85-7	beta-BHC	0.696	33.0	C		1.0	1.0
319-86-8	delta-BHC	2.028	23.2	C		3.3	3.3
58-89-9	gamma-BHC (Lindane)	2.201	23.8	C		1.0	1.0
76-44-8	Heptachlor	2.278	21.1	C		3.3	3.3
309-00-2	Aldrin	2.104	21.6	C		1.0	1.0
1024-57-3	Heptachlor Epoxide	1.835	22.9	C		3.3	3.3
959-98-8	Endosulfan I	1.832	22.7	C		3.3	3.3
60-57-1	Dieldrin	1.690	24.4	C		1.0	1.0
72-55-9	4,4' -DDE	1.451	28.8	C		1.7	1.7
72-20-8	Endrin	1.497	23.8	C		3.3	3.3
33213-65-9	Endosulfan II	1.374	26.3	C		3.3	3.3
72-54-8	4,4' -DDD	1.001	25.4	C		1.7	1.7
1031-07-8	Endosulfan Sulfate	1.023	26.2	C		3.3	3.3
50-29-3	4,4' -DDT	1.111	23.3	C		1.7	1.7
72-43-5	Methoxychlor	0.477	29.0	C		3.3	3.3
53494-70-5	Endrin ketone	1.193	25.7	C		3.3	3.3
7421-93-4	Endrin Aldehyde	0.837	26.3	C		3.3	3.3
8001-35-2	Toxaphene	NA	130	C	U	130	130
5103-71-9	alpha-Chlordane	1.637	23.3	C		3.3	3.3
5103-74-2	gamma-Chlordane	1.833	22.4	C		3.3	3.3
57-74-9	Chlordane	NA	22.4	C		33	33
2051-24-3	Decachlorobiphenyl	0.876	77	C		%	%
877-09-8	Tetrachloro-m-xylene	1.320	64	C		%	%

319-84-6 Sample Result Calc: ((26.3483raw * 2df * 5fv) / (15wt-vol) = 17.6

319-84-6 Sample PQL Calc: (1.5raw * 2df * 5fv) / (15wt-vol) = 1.0

Both channels need to have the compound detected for a concentration to be reported on either channel.

U1=Due to matrix interference and/or the presence of a large amount of non-target material, the reporting level for this compound has been elevated.

U2=The presence of this compound was not confirmed by the analyst based on the characteristic pattern matching of multi-component parameters, retention time, and/or peak shape.

P/C: P=Primary Result C=Confirmation Result X=Not Used CF=Calculated Calibration/Response Factor MC=Multi-Component

10A
PESTICIDES CONFIRMATION SUMMARY FOR
SINGLE COMPONENT ANALYTES

CLIENT SAMPLE NO

COMP-2 LCSD

Lab Name: Phoenix Environmental Labs Client: NETC

Lab Code: Phoenix Lab File ID: N27A019 | N27B019 SDG No.: GCE67556

Lab SampleID: CE67556 Instrument ID: ECD4 Date Analyzed: 11/27/19 14:05

GC Column(A): CLPesticides ID: 0.32 (mm) GC Column(B): Rtx-440 ID: 0.32 (mm)

ANALYTE	COL	RT	RT WINDOW FROM	RT WINDOW TO	CALCULATED CONC	CF	%RPD	*
alpha-BHC	A	3.82	3.97	4.07	22.3	1.967	23.6	
	B	4.55	4.57	4.67	17.6	2.530		
beta-BHC	A	4.21	4.36	4.46	31.5	0.761	4.7	
	B	5.06	5.08	5.18	33.0	0.696		
delta-BHC	A	4.59	4.74	4.84	21.3	1.966	8.5	
	B	5.31	5.34	5.44	23.2	2.028		
gamma-BHC (Lindane)	A	4.13	4.28	4.38	21.9	1.886	8.3	
	B	4.84	4.87	4.97	23.8	2.201		
Heptachlor	A	4.38	4.53	4.63	22.7	1.650	7.3	
	B	5.48	5.51	5.61	21.1	2.278		
Aldrin	A	4.87	5.02	5.12	21.5	1.779	0.5	
	B	5.86	5.90	6.00	21.6	2.104		
Heptachlor Epoxide	A	5.44	5.59	5.73	22.6	1.608	1.3	
	B	6.37	6.40	6.54	22.9	1.835		
Endosulfan I	A	5.83	6.01	6.15	23.3	1.560	2.6	
	B	6.86	6.90	7.04	22.7	1.832		
Dieldrin	A	6.08	6.27	6.41	22.8	1.512	6.8	
	B	7.23	7.27	7.41	24.4	1.690		
4,4' -DDE	A	5.79	5.94	6.08	22.1	1.313	26.3	
	B	7.07	7.11	7.25	28.8	1.451		
Endrin	A	6.33	6.53	6.67	23.1	1.391	3.0	
	B	7.53	7.56	7.70	23.8	1.497		
Endosulfan II	A	6.58	6.79	6.93	30.7	1.238	15.4	
	B	7.81	7.85	7.99	26.3	1.374		
4,4' -DDD	A	6.41	6.60	6.74	23.3	1.011	8.6	
	B	7.75	7.79	7.93	25.4	1.001		
Endosulfan Sulfate	A	7.54	7.76	7.90	30.1	0.984	13.9	
	B	8.28	8.31	8.45	26.2	1.023		
4,4' -DDT	A	6.73	6.93	7.07	23.7	1.139	1.7	
	B	8.15	8.18	8.32	23.3	1.111		
Methoxychlor	A	7.33	7.52	7.66	28.2	0.583	2.8	
	B	8.76	8.79	8.93	29.0	0.477		
Endrin ketone	A	7.87	8.09	8.23	27.3	1.284	6.0	
	B	8.84	8.88	9.02	25.7	1.193		
Endrin Aldehyde	A	7.04	7.28	7.42	30.2	0.889	13.8	
	B	7.98	8.02	8.16	26.3	0.837		
alpha-Chlordane	A	5.70	5.86	6.00	22.5	1.613	3.5	
	B	6.81	6.85	6.99	23.3	1.637		
gamma-Chlordane	A	5.57	5.73	5.87	22.6	1.620	0.9	
	B	6.70	6.74	6.88	22.4	1.833		

%RPD must be less than or equal to 40% (*) Criteria exceeded.
NC - (No Criteria) %RPD is not calculated when either result is less than 2 times the reporting level.
CF = Calculated Calibration/Response Factor

FORM 10A

Client Id: QC Laboratory Control Sample Duplicate (LCSD) CE67556

Software Version: 4.1<1L22>
Date: 12/2/2019 09:18 AM
Sample Name : lcsd 67556 2x c
Data File : E:\TC2019\ECD4\11-NOV\N27A019.RAW Date: 11/27/2019 02:05 PM
Sequence File: E:\TC2019\ECD4\11-NOV\PEST.SEQ Cycle: 857 Channel : A
Instrument : AUTO4-DUAL_ECD Rack/Vial: 0/19 Operator:
Sample Amount : 1.0000 Dilution Factor : 1.00

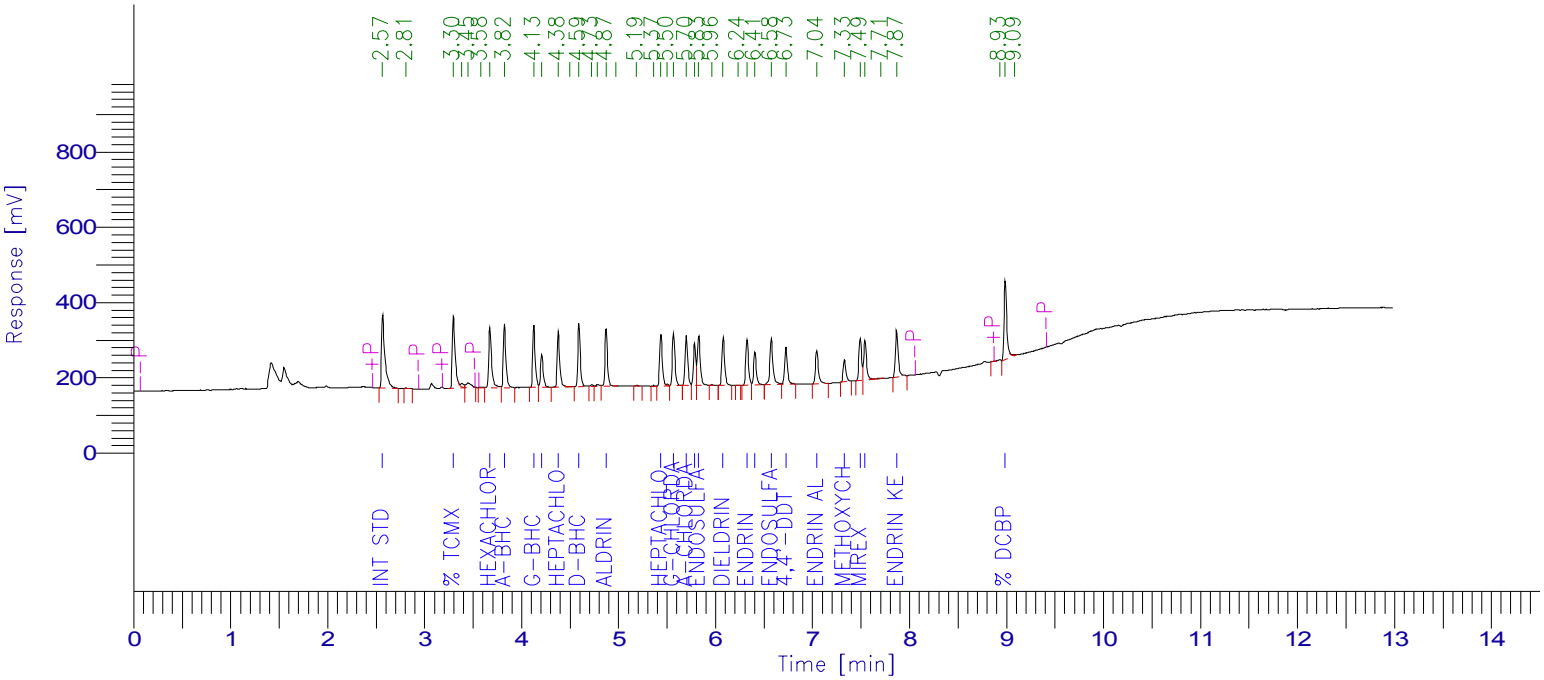

PESTICIDE REPORT

Peak #	Time [min]	Component Name	Raw Amount	Surrogate Recovery TCMX & DCBP	Multiplier	Adjusted Amount for Labowrks	Area [µV·s]
1	2.569	Int Std	100.0000	250.0000	1.0000	100.0000	474491.98
3	3.298	% TCMX	68.6270	171.5675	1.0000	68.6270	417730.96
7	3.674	Hexachlorobenzene	27.1206	67.8015	1.0000	27.1206	335824.74
8	3.824	a-BHC	33.4166	83.5416	1.0000	33.4166	311921.92
9	4.128	g-BHC	32.8851	82.2127	1.0000	32.8851	294305.00
10	4.209	b-BHC	47.2287	118.0718	1.0000	47.2287	170447.18
11	4.380	Heptachlor	34.0690	85.1725	1.0000	34.0690	266677.85
13	4.593	d-BHC	31.9929	79.9822	1.0000	31.9929	298446.38
16	4.873	Aldrin	32.1761	80.4402	1.0000	32.1761	271563.59
20	5.437	Heptachlor epoxide	33.9386	84.8465	1.0000	33.9386	258984.99
22	5.568	g-Chlordane	33.8846	84.7114	1.0000	33.8846	260490.37
23	5.699	A-CHLORDANE	33.6957	84.2393	1.0000	33.6957	257962.80
24	5.785	4,4'-DDE	33.1691	82.9227	1.0000	33.1691	206595.59
25	5.828	Endosulfan I	34.8806	87.2016	1.0000	34.8806	258232.50
27	6.080	Dieldrin	34.1263	85.3157	1.0000	34.1263	244756.05
29	6.326	Endrin	34.5974	86.4934	1.0000	34.5974	228308.36
30	6.407	4,4'-DDD	34.9494	87.3734	1.0000	34.9494	167639.04
31	6.576	Endosulfan II	46.0900	115.2250	1.0000	46.0900	270757.08
32	6.726	4,4'-DDT	35.6219	89.0548	1.0000	35.6219	192548.51
33	7.044	Endrin aldehyde	45.2510	113.1276	1.0000	45.2510	190859.67
34	7.330	Methoxychlor	42.3582	105.8955	1.0000	42.3582	117190.46
35	7.493	Mirex	38.6201	96.5503	1.0000	38.6201	218512.22
36	7.542	Endosulfan sulfate	45.1719	112.9298	1.0000	45.1719	210837.42
38	7.868	Endrin Ketone	40.9894	102.4735	1.0000	40.9894	249705.67
40	8.988	% DCBP	86.5636	216.4089	1.0000	86.5636	425742.95
				2653.5593	25.0000	1061.4237	6600533.29

Client Id: QC Laboratory Control Sample Duplicate (LCSD) CE67556

Software Version: 4.1<1L22>
Date: 12/2/2019 09:21 AM
Sample Name : lcsd 67556 2x c
Data File : E:\TC2019\ECD4\11-NOV\N27B019.RAW Date: 11/27/2019 02:05 PM
Sequence File: E:\TC2019\ECD4\11-NOV\PEST.SEQ Cycle: 857 Channel : B
Instrument : AUTO4-DUAL_ECD Rack/Vial: 0/19 Operator:
Sample Amount : 1.0000 Dilution Factor : 1.00

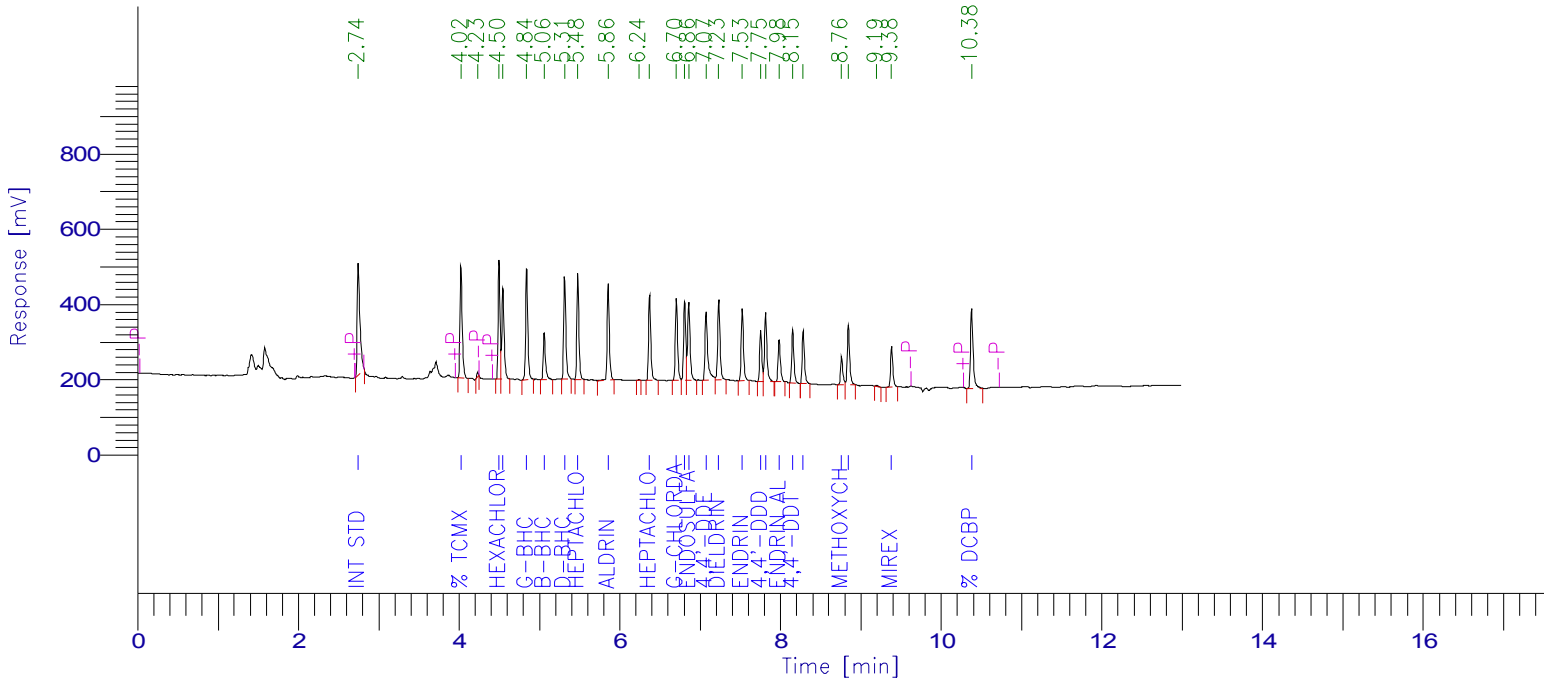

PESTICIDE REPORT

Peak #	Time [min]	Component Name	Raw Amount	Surrogate Recovery TCMX & DCBP	Multiplier	Adjusted Amount for Labowrks	Area [µV·s]
1	2.744	Int Std	100.0000	250.0000	1.0000	100.0000	702595.85
2	4.023	% TCMX	63.8048	159.5121	1.0000	63.8048	591950.56
4	4.497	Hexachlorobenzene	33.2993	83.2482	1.0000	33.2993	536235.72
5	4.546	a-BHC	26.3483	65.8707	1.0000	26.3483	468312.37
6	4.840	g-BHC	35.7258	89.3144	1.0000	35.7258	552404.74
7	5.059	b-BHC	49.4712	123.6780	1.0000	49.4712	242090.53
8	5.314	d-BHC	34.8557	87.1393	1.0000	34.8557	496702.70
9	5.477	Heptachlor	31.5915	78.9788	1.0000	31.5915	505709.52
10	5.857	Aldrin	32.4226	81.0564	1.0000	32.4226	479254.21
12	6.371	Heptachlor epoxide	34.4226	86.0564	1.0000	34.4226	443825.49
13	6.704	g-Chlordane	33.5471	83.8676	1.0000	33.5471	431992.63
14	6.807	a-Chlordane	34.9434	87.3584	1.0000	34.9434	401907.21
15	6.859	Endosulfan I	34.0883	85.2207	1.0000	34.0883	438761.57
16	7.072	4,4'-DDE	43.2745	108.1861	1.0000	43.2745	441229.21
17	7.231	Dieldrin	36.6359	91.5898	1.0000	36.6359	435072.07
18	7.525	Endrin	35.7160	89.2901	1.0000	35.7160	375563.79
19	7.752	4,4'-DDD	38.1021	95.2554	1.0000	38.1021	267879.21
20	7.814	Endosulfan II	39.4665	98.6662	1.0000	39.4665	381024.51
21	7.982	Endrin aldehyde	39.3924	98.4809	1.0000	39.3924	231571.31
22	8.150	4,4'-DDT	34.9899	87.4746	1.0000	34.9899	273142.32
23	8.281	Endosulfan sulfate	39.2614	98.1534	1.0000	39.2614	282058.05
24	8.757	Methoxychlor	43.4560	108.6399	1.0000	43.4560	145501.64
25	8.843	Endrin Ketone	38.6226	96.5565	1.0000	38.6226	323659.44
27	9.381	Mirex	36.6196	91.5489	1.0000	36.6196	211414.11
28	10.378	% DCBP	77.2667	193.1666	1.0000	77.2667	475548.17
				2618.3095	25.0000	1047.3238	10135406.93

1D
PESTICIDE ORGANICS ANALYSIS DATA SHEET

CLIENT SAMPLE NO.

COMP-2 MS

Lab Name: Phoenix Environmental Client: NETC

Lab Code: Phoenix Instr: ECD4 Column.: CLPesticides 0.32 SDG No.: GCE67556

Matrix: (soil/water) SOIL Lab Sample ID: CE67556 MS

Sample wt/vol: 15.19 (g/mL) g Lab File ID: N27A020

% Moisture: 11 decanted: (Y/N) N Date Received: 11/25/19

Extraction: (SepF/Cont/ASE) 3545 Date Extracted: 11/26/19

Concentrated Extract Volume: 5000 (uL) Date Analyzed: 11/27/19

Injection Volume: 1 (ul) Dilution Factor: 2

CONCENTRATION UNITS: ug/kg

CAS NO.	COMPOUND	CF	CONC	P/C	Q	MDL	PQL
319-84-6	alpha-BHC	1.967	17.4	P		1.1	1.1
319-85-7	beta-BHC	0.761	24.2	P		1.1	1.1
319-86-8	delta-BHC	1.966	17.4	P		3.7	3.7
58-89-9	gamma-BHC (Lindane)	1.886	17.8	P		1.1	1.1
76-44-8	Heptachlor	1.650	18.2	P		3.7	3.7
309-00-2	Aldrin	1.779	17.3	P		1.1	1.1
1024-57-3	Heptachlor Epoxide	1.608	18.0	P		3.7	3.7
959-98-8	Endosulfan I	1.560	18.6	P		3.7	3.7
60-57-1	Dieldrin	1.512	17.5	P		1.1	1.1
72-55-9	4,4' -DDE	1.313	16.7	P		1.8	1.8
72-20-8	Endrin	1.391	17.7	P		3.7	3.7
33213-65-9	Endosulfan II	1.238	24.2	P		3.7	3.7
72-54-8	4,4' -DDD	1.011	17.0	P		1.8	1.8
1031-07-8	Endosulfan Sulfate	0.984	22.6	P		3.7	3.7
50-29-3	4,4' -DDT	1.139	17.8	P		1.8	1.8
72-43-5	Methoxychlor	0.583	21.0	P		3.7	3.7
53494-70-5	Endrin ketone	1.284	20.0	P		3.7	3.7
7421-93-4	Endrin Aldehyde	0.889	21.9	P		3.7	3.7
8001-35-2	Toxaphene	NA	150	P	U	150	150
5103-71-9	alpha-Chlordane	1.613	17.8	P		3.7	3.7
5103-74-2	gamma-Chlordane	1.620	17.9	P		3.7	3.7
57-74-9	Chlordane	NA	17.9	P		37	37
2051-24-3	Decachlorobiphenyl	1.037	63	P		%	%
877-09-8	Tetrachloro-m-xylene	1.283	54	P		%	%

319-84-6 Sample Result Calc: ((23.5196raw * 2df * 5fv) / (15.19wt-vol * 0.89%sol) = 17.4

319-84-6 Sample PQL Calc: (1.5raw * 2df * 5fv) / (15.19wt-vol * 0.89%sol) = 1.1

Both channels need to have the compound detected for a concentration to be reported on either channel.

U1=Due to matrix interference and/or the presence of a large amount of non-target material, the reporting level for this compound has been elevated.

U2=The presence of this compound was not confirmed by the analyst based on the characteristic pattern matching of multi-component parameters, retention time, and/or peak shape.

P/C: P=Primary Result C=Confirmation Result X=Not Used CF=Calculated Calibration/Response Factor MC=Multi-Component

1D
PESTICIDE ORGANICS ANALYSIS DATA SHEET

CLIENT SAMPLE NO.

COMP-2 MS

Lab Name: Phoenix Environmental Client: NETC

Lab Code: Phoenix Instr: ECD4 Column.: Rtx-440 0.32 SDG No.: GCE67556

Matrix: (soil/water) SOIL Lab Sample ID: CE67556 MS

Sample wt/vol: 15.19 (g/mL) g Lab File ID: N27B020

% Moisture: 11 decanted: (Y/N) N Date Received: 11/25/19

Extraction: (SepF/Cont/ASE) 3545 Date Extracted: 11/26/19

Concentrated Extract Volume: 5000 (uL) Date Analyzed: 11/27/19

Injection Volume: 1 (ul) Dilution Factor: 2

CONCENTRATION UNITS: ug/kg

CAS NO.	COMPOUND	CF	CONC	P/C	Q	MDL	PQL
319-84-6	alpha-BHC	2.530	14.1	C		1.1	1.1
319-85-7	beta-BHC	0.696	26.6	C		1.1	1.1
319-86-8	delta-BHC	2.028	18.8	C		3.7	3.7
58-89-9	gamma-BHC (Lindane)	2.201	18.9	C		1.1	1.1
76-44-8	Heptachlor	2.278	17.3	C		3.7	3.7
309-00-2	Aldrin	2.104	18.1	C		1.1	1.1
1024-57-3	Heptachlor Epoxide	1.835	18.6	C		3.7	3.7
959-98-8	Endosulfan I	1.832	17.9	C		3.7	3.7
60-57-1	Dieldrin	1.690	19.2	C		1.1	1.1
72-55-9	4,4' -DDE	1.451	23.6	C		1.8	1.8
72-20-8	Endrin	1.497	18.4	C		3.7	3.7
33213-65-9	Endosulfan II	1.374	20.7	C		3.7	3.7
72-54-8	4,4' -DDD	1.001	19.1	C		1.8	1.8
1031-07-8	Endosulfan Sulfate	1.023	21.1	C		3.7	3.7
50-29-3	4,4' -DDT	1.111	18.9	C		1.8	1.8
72-43-5	Methoxychlor	0.477	20.7	C		3.7	3.7
53494-70-5	Endrin ketone	1.193	18.5	C		3.7	3.7
7421-93-4	Endrin Aldehyde	0.837	19.8	C		3.7	3.7
8001-35-2	Toxaphene	NA	150	C	U	150	150
5103-71-9	alpha-Chlordane	1.637	19.0	C		3.7	3.7
5103-74-2	gamma-Chlordane	1.833	17.9	C		3.7	3.7
57-74-9	Chlordane	NA	17.9	C		37	37
2051-24-3	Decachlorobiphenyl	0.876	53	C		%	%
877-09-8	Tetrachloro-m-xylene	1.320	51	C		%	%

319-84-6 Sample Result Calc: ((19.0244raw * 2df * 5fv) / (15.19wt-vol * 0.89%sol) = 14.1

319-84-6 Sample PQL Calc: (1.5raw * 2df * 5fv) / (15.19wt-vol * 0.89%sol) = 1.1

Both channels need to have the compound detected for a concentration to be reported on either channel.

U1=Due to matrix interference and/or the presence of a large amount of non-target material, the reporting level for this compound has been elevated.

U2=The presence of this compound was not confirmed by the analyst based on the characteristic pattern matching of multi-component parameters, retention time, and/or peak shape.

P/C: P=Primary Result C=Confirmation Result X=Not Used CF=Calculated Calibration/Response Factor MC=Multi-Component

10A
PESTICIDES CONFIRMATION SUMMARY FOR
SINGLE COMPONENT ANALYTES

CLIENT SAMPLE NO

COMP-2 MS

Lab Name: Phoenix Environmental Labs Client: NETC

Lab Code: Phoenix Lab File ID: N27A020 | N27B020 SDG No.: GCE67556

Lab SampleID: CE67556 Instrument ID: ECD4 Date Analyzed: 11/27/19 14:23

GC Column(A): CLPesticides ID: 0.32 (mm) GC Column(B): Rtx-440 ID: 0.32 (mm)

ANALYTE	COL	RT	RT WINDOW FROM	RT WINDOW TO	CALCULATED CONC	CF	%RPD	*
alpha-BHC	A	3.82	3.97	4.07	17.4	1.967	21.0	
	B	4.54	4.57	4.67	14.1	2.530		
beta-BHC	A	4.21	4.36	4.46	24.2	0.761	9.4	
	B	5.05	5.08	5.18	26.6	0.696		
delta-BHC	A	4.59	4.74	4.84	17.4	1.966	7.7	
	B	5.31	5.34	5.44	18.8	2.028		
gamma-BHC (Lindane)	A	4.12	4.28	4.38	17.8	1.886	6.0	
	B	4.84	4.87	4.97	18.9	2.201		
Heptachlor	A	4.38	4.53	4.63	18.2	1.650	5.1	
	B	5.47	5.51	5.61	17.3	2.278		
Aldrin	A	4.87	5.02	5.12	17.3	1.779	4.5	
	B	5.85	5.90	6.00	18.1	2.104		
Heptachlor Epoxide	A	5.43	5.59	5.73	18.0	1.608	3.3	
	B	6.37	6.40	6.54	18.6	1.835		
Endosulfan I	A	5.82	6.01	6.15	18.6	1.560	3.8	
	B	6.86	6.90	7.04	17.9	1.832		
Dieldrin	A	6.08	6.27	6.41	17.5	1.512	9.3	
	B	7.23	7.27	7.41	19.2	1.690		
4,4' -DDE	A	5.78	5.94	6.08	16.7	1.313	33.8	
	B	7.07	7.11	7.25	23.5	1.451		
Endrin	A	6.32	6.53	6.67	17.7	1.391	3.9	
	B	7.52	7.56	7.70	18.4	1.497		
Endosulfan II	A	6.57	6.79	6.93	24.2	1.238	15.6	
	B	7.81	7.85	7.99	20.7	1.374		
4,4' -DDD	A	6.40	6.60	6.74	17.0	1.011	11.6	
	B	7.75	7.79	7.93	19.1	1.001		
Endosulfan Sulfate	A	7.54	7.76	7.90	22.6	0.984	6.9	
	B	8.28	8.31	8.45	21.1	1.023		
4,4' -DDT	A	6.72	6.93	7.07	17.8	1.139	6.0	
	B	8.15	8.18	8.32	18.9	1.111		
Methoxychlor	A	7.33	7.52	7.66	21.0	0.583	1.4	
	B	8.75	8.79	8.93	20.7	0.477		
Endrin ketone	A	7.87	8.09	8.23	20.0	1.284	7.8	
	B	8.84	8.88	9.02	18.5	1.193		
Endrin Aldehyde	A	7.04	7.28	7.42	21.9	0.889	10.1	
	B	7.98	8.02	8.16	19.8	0.837		
alpha-Chlordane	A	5.69	5.86	6.00	17.8	1.613	6.5	
	B	6.81	6.85	6.99	19.0	1.637		
gamma-Chlordane	A	5.56	5.73	5.87	17.9	1.620	0.0	
	B	6.70	6.74	6.88	17.9	1.833		

%RPD must be less than or equal to 40% (*) Criteria exceeded.
NC - (No Criteria) %RPD is not calculated when either result is less than 2 times the reporting level.
CF = Calculated Calibration/Response Factor

FORM 10A

Client Id: QC Matrix Sample (MS) COMP-2

Software Version: 4.1<1L22>
Date: 12/2/2019 09:18 AM
Sample Name : ms 67556 2x c
Data File : E:\TC2019\ECD4\11-NOV\N27A020.RAW Date: 11/27/2019 02:23 PM
Sequence File: E:\TC2019\ECD4\11-NOV\PEST.SEQ Cycle: 858 Channel : A
Instrument : AUTO4-DUAL_ECD Rack/Vial: 0/20 Operator:
Sample Amount : 1.0000 Dilution Factor : 1.00

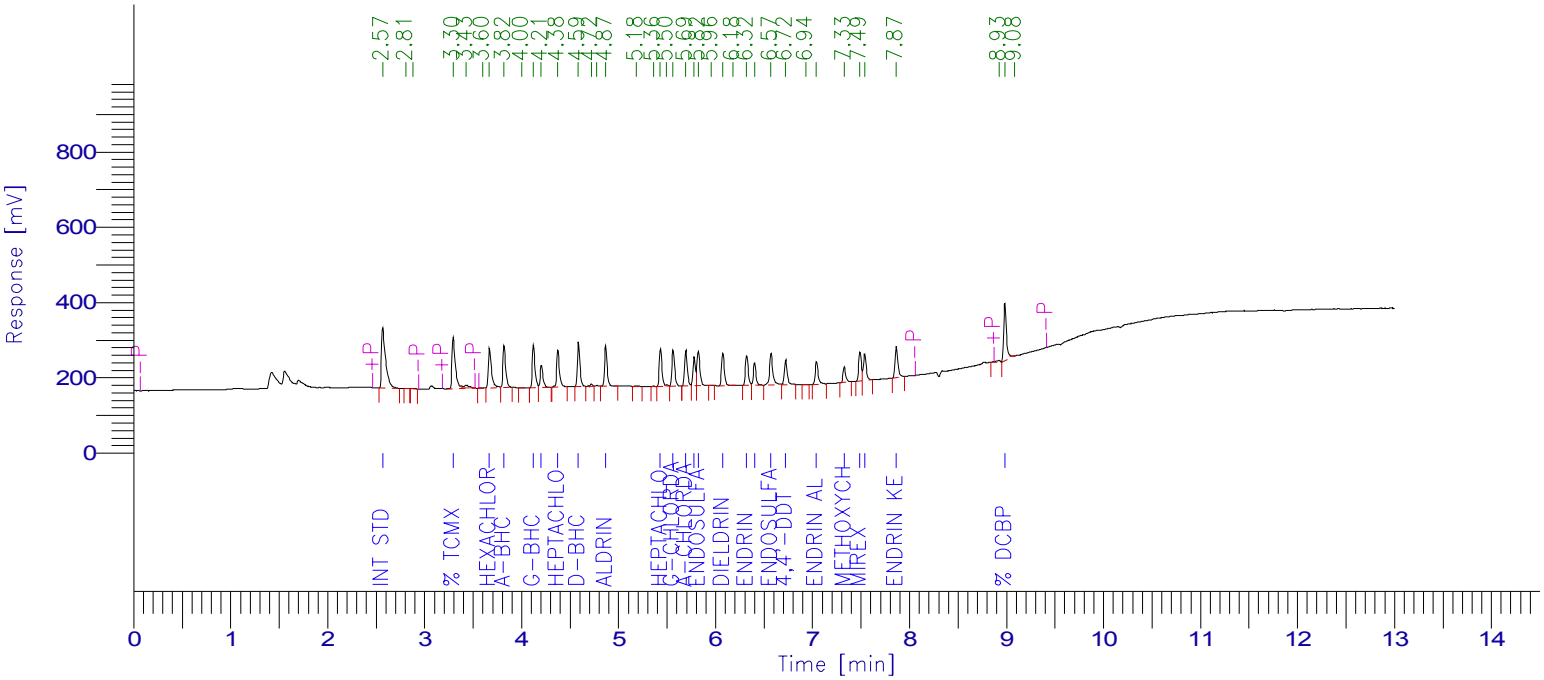

PESTICIDE REPORT

Peak #	Time [min]	Component Name	Raw Amount	Surrogate Recovery TCMX & DCBP	Multiplier	Adjusted Amount for Labowrks	Area [µV·s]
1	2.570	Int Std	100.0000	250.0000	1.0000	100.0000	480212.22
4	3.296	% TCMX	54.3462	135.8654	1.0000	54.3462	334791.98
7	3.670	Hexachlorobenzene	19.7801	49.4503	1.0000	19.7801	247883.00
8	3.820	a-BHC	23.5196	58.7990	1.0000	23.5196	222186.22
10	4.124	g-BHC	23.9979	59.9948	1.0000	23.9979	217358.62
11	4.205	b-BHC	32.7166	81.7914	1.0000	32.7166	119496.71
12	4.375	Heptachlor	24.5622	61.4054	1.0000	24.5622	194580.00
13	4.588	d-BHC	23.4726	58.6815	1.0000	23.4726	221604.55
16	4.868	Aldrin	23.3652	58.4129	1.0000	23.3652	199577.72
19	5.433	Heptachlor epoxide	24.3748	60.9371	1.0000	24.3748	188246.43
21	5.564	g-Chlordane	24.2623	60.6557	1.0000	24.2623	188766.96
22	5.694	A-CHLORDANE	24.0735	60.1838	1.0000	24.0735	186520.34
23	5.781	4,4'-DDE	22.5178	56.2946	1.0000	22.5178	141944.46
24	5.823	Endosulfan I	25.0919	62.7298	1.0000	25.0919	188003.01
26	6.076	Dieldrin	23.6869	59.2173	1.0000	23.6869	171932.25
28	6.322	Endrin	23.9637	59.9092	1.0000	23.9637	160042.92
29	6.403	4,4'-DDD	23.0052	57.5131	1.0000	23.0052	111677.92
30	6.574	Endosulfan II	32.7465	81.8662	1.0000	32.7465	194689.36
31	6.724	4,4'-DDT	24.0757	60.1891	1.0000	24.0757	131705.87
33	7.042	Endrin aldehyde	29.6482	74.1204	1.0000	29.6482	126557.52
34	7.328	Methoxychlor	28.4496	71.1239	1.0000	28.4496	79658.95
35	7.490	Mirex	25.5131	63.7828	1.0000	25.5131	146093.25
36	7.539	Endosulfan sulfate	30.5854	76.4634	1.0000	30.5854	144476.55
37	7.865	Endrin Ketone	27.0418	67.6046	1.0000	27.0418	166723.64
39	8.984	% DCBP	62.5306	156.3266	1.0000	62.5306	311250.13
				1943.3185	25.0000	777.3274	4875980.55

Client Id: QC Matrix Sample (MS) COMP-2

Software Version: 4.1<1L22>
Date: 12/2/2019 09:21 AM
Sample Name : ms 67556 2x c
Data File : E:\TC2019\ECD4\11-NOV\N27B020.RAW Date: 11/27/2019 02:23 PM
Sequence File: E:\TC2019\ECD4\11-NOV\PEST.SEQ Cycle: 858 Channel : B
Instrument : AUTO4-DUAL_ECD Rack/Vial: 0/20 Operator:
Sample Amount : 1.0000 Dilution Factor : 1.00

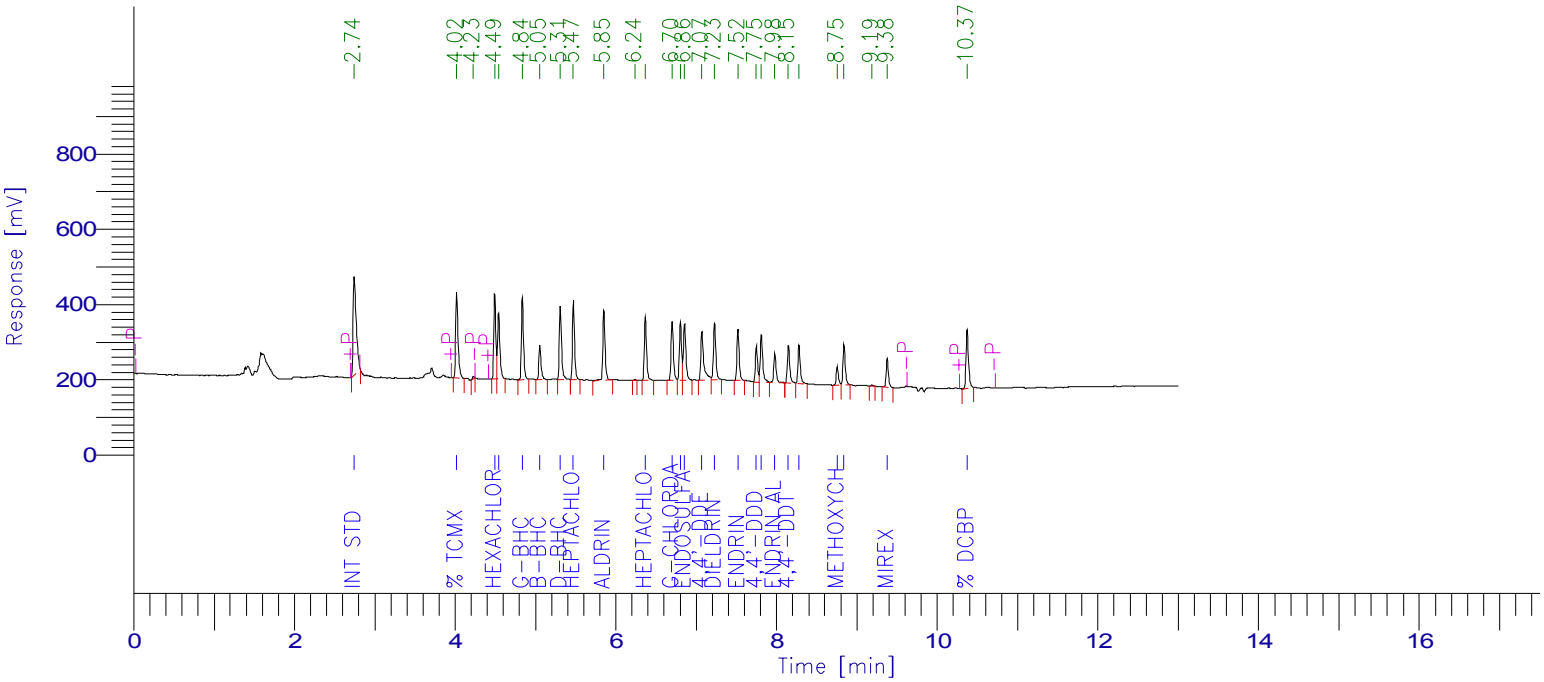

PESTICIDE REPORT

Peak #	Time [min]	Component Name	Raw Amount	Surrogate Recovery TCMX & DCBP	Multiplier	Adjusted Amount for Labowrks	Area [µV·s]
1	2.744	Int Std	100.0000	250.0000	1.0000	100.0000	715271.28
2	4.020	% TCMX	50.8055	127.0139	1.0000	50.8055	479852.93
4	4.493	Hexachlorobenzene	25.5751	63.9376	1.0000	25.5751	419278.65
5	4.542	a-BHC	19.0244	47.5611	1.0000	19.0244	344239.30
6	4.836	g-BHC	25.4906	63.7265	1.0000	25.4906	401255.44
7	5.054	b-BHC	36.0095	90.0237	1.0000	36.0095	179393.87
8	5.310	d-BHC	25.4029	63.5073	1.0000	25.4029	368528.32
9	5.472	Heptachlor	23.3798	58.4494	1.0000	23.3798	381009.40
10	5.853	Aldrin	24.4281	61.0702	1.0000	24.4281	367598.32
12	6.368	Heptachlor epoxide	25.2060	63.0150	1.0000	25.2060	330855.50
13	6.701	g-Chlordane	24.2601	60.6503	1.0000	24.2601	318038.58
14	6.805	a-Chlordane	25.6831	64.2078	1.0000	25.6831	300728.33
15	6.856	Endosulfan I	24.1870	60.4676	1.0000	24.1870	316935.97
16	7.070	4,4'-DDE	31.8375	79.5938	1.0000	31.8375	330473.71
17	7.228	Dieldrin	25.9953	64.9883	1.0000	25.9953	314278.19
18	7.521	Endrin	24.8658	62.1645	1.0000	24.8658	266187.75
19	7.749	4,4'-DDD	25.8278	64.5696	1.0000	25.8278	184859.92
20	7.810	Endosulfan II	27.9190	69.7974	1.0000	27.9190	274403.27
21	7.979	Endrin aldehyde	26.7161	66.7903	1.0000	26.7161	159886.44
22	8.146	4,4'-DDT	25.5107	63.7766	1.0000	25.5107	202737.25
23	8.278	Endosulfan sulfate	28.4637	71.1592	1.0000	28.4637	208175.57
24	8.753	Methoxychlor	27.9406	69.8514	1.0000	27.9406	95239.87
25	8.838	Endrin Ketone	24.9891	62.4728	1.0000	24.9891	213188.13
27	9.376	Mirex	24.8583	62.1457	1.0000	24.8583	146102.28
28	10.372	% DCBP	52.5590	131.3974	1.0000	52.5590	329317.14
				1942.3375	25.0000	776.9350	7647835.41

1D
PESTICIDE ORGANICS ANALYSIS DATA SHEET

CLIENT SAMPLE NO.

COMP-2 MSD

Lab Name: Phoenix Environmental Client: NETC

Lab Code: Phoenix Instr: ECD4 Column.: CLPesticides 0.32 SDG No.: GCE67556

Matrix: (soil/water) SOIL Lab Sample ID: CE67556 MSD

Sample wt/vol: 15.28 (g/mL) g Lab File ID: N27A021

% Moisture: 11 decanted: (Y/N) N Date Received: 11/25/19

Extraction: (SepF/Cont/ASE) 3545 Date Extracted: 11/26/19

Concentrated Extract Volume: 5000 (uL) Date Analyzed: 11/27/19

Injection Volume: 1 (ul) Dilution Factor: 2

CONCENTRATION UNITS: ug/kg

CAS NO.	COMPOUND	CF	CONC	P/C	Q	MDL	PQL
319-84-6	alpha-BHC	1.967	18.2	P		1.1	1.1
319-85-7	beta-BHC	0.761	24.0	P		1.1	1.1
319-86-8	delta-BHC	1.966	17.6	P		3.7	3.7
58-89-9	gamma-BHC (Lindane)	1.886	17.9	P		1.1	1.1
76-44-8	Heptachlor	1.650	18.7	P		3.7	3.7
309-00-2	Aldrin	1.779	17.5	P		1.1	1.1
1024-57-3	Heptachlor Epoxide	1.608	18.6	P		3.7	3.7
959-98-8	Endosulfan I	1.560	19.4	P		3.7	3.7
60-57-1	Dieldrin	1.512	18.5	P		1.1	1.1
72-55-9	4,4' -DDE	1.313	17.6	P		1.8	1.8
72-20-8	Endrin	1.391	18.8	P		3.7	3.7
33213-65-9	Endosulfan II	1.238	25.3	P		3.7	3.7
72-54-8	4,4' -DDD	1.011	19.0	P		1.8	1.8
1031-07-8	Endosulfan Sulfate	0.984	24.7	P		3.7	3.7
50-29-3	4,4' -DDT	1.139	19.3	P		1.8	1.8
72-43-5	Methoxychlor	0.583	23.7	P		3.7	3.7
53494-70-5	Endrin ketone	1.284	21.6	P		3.7	3.7
7421-93-4	Endrin Aldehyde	0.889	24.0	P		3.7	3.7
8001-35-2	Toxaphene	NA	150	P	U	150	150
5103-71-9	alpha-Chlordane	1.613	18.6	P		3.7	3.7
5103-74-2	gamma-Chlordane	1.620	18.6	P		3.7	3.7
57-74-9	Chlordane	NA	18.6	P		37	37
2051-24-3	Decachlorobiphenyl	1.037	67	P		%	%
877-09-8	Tetrachloro-m-xylene	1.283	54	P		%	%

319-84-6 Sample Result Calc: ((24.7338raw * 2df * 5fv) / (15.28wt-vol * 0.89%sol) = 18.2

319-84-6 Sample PQL Calc: (1.5raw * 2df * 5fv) / (15.28wt-vol * 0.89%sol) = 1.1

Both channels need to have the compound detected for a concentration to be reported on either channel.
U1=Due to matrix interference and/or the presence of a large amount of non-target material, the reporting level for this compound has been elevated.
U2=The presence of this compound was not confirmed by the analyst based on the characteristic pattern matching of multi-component parameters, retention time, and/or peak shape.

P/C: P=Primary Result C=Confirmation Result X=Not Used CF=Calculated Calibration/Response Factor MC=Multi-Component

1D
PESTICIDE ORGANICS ANALYSIS DATA SHEET

CLIENT SAMPLE NO.

COMP-2 MSD

Lab Name: Phoenix Environmental Client: NETC

Lab Code: Phoenix Instr: ECD4 Column.: Rtx-440 0.32 SDG No.: GCE67556

Matrix: (soil/water) SOIL Lab Sample ID: CE67556 MSD

Sample wt/vol: 15.28 (g/mL) g Lab File ID: N27B021

% Moisture: 11 decanted: (Y/N) N Date Received: 11/25/19

Extraction: (SepF/Cont/ASE) 3545 Date Extracted: 11/26/19

Concentrated Extract Volume: 5000 (uL) Date Analyzed: 11/27/19

Injection Volume: 1 (ul) Dilution Factor: 2

CONCENTRATION UNITS: ug/kg

CAS NO.	COMPOUND	CF	CONC	P/C	Q	MDL	PQL
319-84-6	alpha-BHC	2.530	14.0	C		1.1	1.1
319-85-7	beta-BHC	0.696	26.7	C		1.1	1.1
319-86-8	delta-BHC	2.028	19.0	C		3.7	3.7
58-89-9	gamma-BHC (Lindane)	2.201	18.5	C		1.1	1.1
76-44-8	Heptachlor	2.278	17.2	C		3.7	3.7
309-00-2	Aldrin	2.104	17.2	C		1.1	1.1
1024-57-3	Heptachlor Epoxide	1.835	18.7	C		3.7	3.7
959-98-8	Endosulfan I	1.832	18.0	C		3.7	3.7
60-57-1	Dieldrin	1.690	20.0	C		1.1	1.1
72-55-9	4,4' -DDE	1.451	24.4	C		1.8	1.8
72-20-8	Endrin	1.497	19.4	C		3.7	3.7
33213-65-9	Endosulfan II	1.374	21.8	C		3.7	3.7
72-54-8	4,4' -DDD	1.001	20.4	C		1.8	1.8
1031-07-8	Endosulfan Sulfate	1.023	23.0	C		3.7	3.7
50-29-3	4,4' -DDT	1.111	20.3	C		1.8	1.8
72-43-5	Methoxychlor	0.477	23.0	C		3.7	3.7
53494-70-5	Endrin ketone	1.193	19.9	C		3.7	3.7
7421-93-4	Endrin Aldehyde	0.837	20.2	C		3.7	3.7
8001-35-2	Toxaphene	NA	150	C	U	150	150
5103-71-9	alpha-Chlordane	1.637	19.7	C		3.7	3.7
5103-74-2	gamma-Chlordane	1.833	18.4	C		3.7	3.7
57-74-9	Chlordane	NA	18.4	C		37	37
2051-24-3	Decachlorobiphenyl	0.876	58	C		%	%
877-09-8	Tetrachloro-m-xylene	1.320	50	C		%	%

319-84-6 Sample Result Calc: ((19.0552raw * 2df * 5fv) / (15.28wt-vol * 0.89%sol) = 14.0

319-84-6 Sample PQL Calc: (1.5raw * 2df * 5fv) / (15.28wt-vol * 0.89%sol) = 1.1

Both channels need to have the compound detected for a concentration to be reported on either channel.
U1=Due to matrix interference and/or the presence of a large amount of non-target material, the reporting level for this compound has been elevated.
U2=The presence of this compound was not confirmed by the analyst based on the characteristic pattern matching of multi-component parameters, retention time, and/or peak shape.

P/C: P=Primary Result C=Confirmation Result X=Not Used CF=Calculated Calibration/Response Factor MC=Multi-Component

10A
PESTICIDES CONFIRMATION SUMMARY FOR
SINGLE COMPONENT ANALYTES

CLIENT SAMPLE NO

COMP-2 MSD

Lab Name: Phoenix Environmental Labs Client: NETC

Lab Code: Phoenix Lab File ID: N27A021 | N27B021 SDG No.: GCE67556

Lab SampleID: CE67556 Instrument ID: ECD4 Date Analyzed: 11/27/19 14:40

GC Column(A): CLPesticides ID: 0.32 (mm) GC Column(B): Rtx-440 ID: 0.32 (mm)

ANALYTE	COL	RT	RT WINDOW FROM	RT WINDOW TO	CALCULATED CONC	CF	%RPD	*
alpha-BHC	A	3.82	3.97	4.07	18.2	1.967	26.1	
	B	4.54	4.57	4.67	14.0	2.530		
beta-BHC	A	4.20	4.36	4.46	24.0	0.761	10.7	
	B	5.05	5.08	5.18	26.7	0.696		
delta-BHC	A	4.58	4.74	4.84	17.6	1.966	7.7	
	B	5.31	5.34	5.44	19.0	2.028		
gamma-BHC (Lindane)	A	4.12	4.28	4.38	17.9	1.886	3.3	
	B	4.83	4.87	4.97	18.5	2.201		
Heptachlor	A	4.37	4.53	4.63	18.7	1.650	8.4	
	B	5.47	5.51	5.61	17.2	2.278		
Aldrin	A	4.87	5.02	5.12	17.5	1.779	1.7	
	B	5.85	5.90	6.00	17.2	2.104		
Heptachlor Epoxide	A	5.43	5.59	5.73	18.6	1.608	0.5	
	B	6.36	6.40	6.54	18.7	1.835		
Endosulfan I	A	5.82	6.01	6.15	19.4	1.560	7.5	
	B	6.85	6.90	7.04	18.0	1.832		
Dieldrin	A	6.07	6.27	6.41	18.5	1.512	7.8	
	B	7.22	7.27	7.41	20.0	1.690		
4,4' -DDE	A	5.78	5.94	6.08	17.6	1.313	32.4	
	B	7.06	7.11	7.25	24.4	1.451		
Endrin	A	6.32	6.53	6.67	18.8	1.391	3.1	
	B	7.52	7.56	7.70	19.4	1.497		
Endosulfan II	A	6.57	6.79	6.93	25.3	1.238	14.9	
	B	7.81	7.85	7.99	21.8	1.374		
4,4' -DDD	A	6.40	6.60	6.74	19.0	1.011	7.1	
	B	7.74	7.79	7.93	20.4	1.001		
Endosulfan Sulfate	A	7.53	7.76	7.90	24.7	0.984	7.1	
	B	8.27	8.31	8.45	23.0	1.023		
4,4' -DDT	A	6.72	6.93	7.07	19.3	1.139	5.1	
	B	8.14	8.18	8.32	20.3	1.111		
Methoxychlor	A	7.32	7.52	7.66	23.7	0.583	3.0	
	B	8.75	8.79	8.93	23.0	0.477		
Endrin ketone	A	7.86	8.09	8.23	21.6	1.284	8.2	
	B	8.83	8.88	9.02	19.9	1.193		
Endrin Aldehyde	A	7.04	7.28	7.42	24.0	0.889	17.2	
	B	7.98	8.02	8.16	20.2	0.837		
alpha-Chlordane	A	5.69	5.86	6.00	18.6	1.613	5.7	
	B	6.80	6.85	6.99	19.7	1.637		
gamma-Chlordane	A	5.56	5.73	5.87	18.6	1.620	1.1	
	B	6.69	6.74	6.88	18.4	1.833		

%RPD must be less than or equal to 40% (*) Criteria exceeded.
NC - (No Criteria) %RPD is not calculated when either result is less than 2 times the reporting level.
CF = Calculated Calibration/Response Factor

FORM 10A

Client Id: QC Matrix Sample Duplicate (MSD) COMP-2

Software Version: 4.1<1L22>
Date: 12/2/2019 09:18 AM
Sample Name : msd 67556 2x c
Data File : E:\TC2019\ECD4\11-NOV\N27A021.RAW Date: 11/27/2019 02:40 PM
Sequence File: E:\TC2019\ECD4\11-NOV\PEST.SEQ Cycle: 859 Channel : A
Instrument : AUTO4-DUAL_ECD Rack/Vial: 0/21 Operator:
Sample Amount : 1.0000 Dilution Factor : 1.00

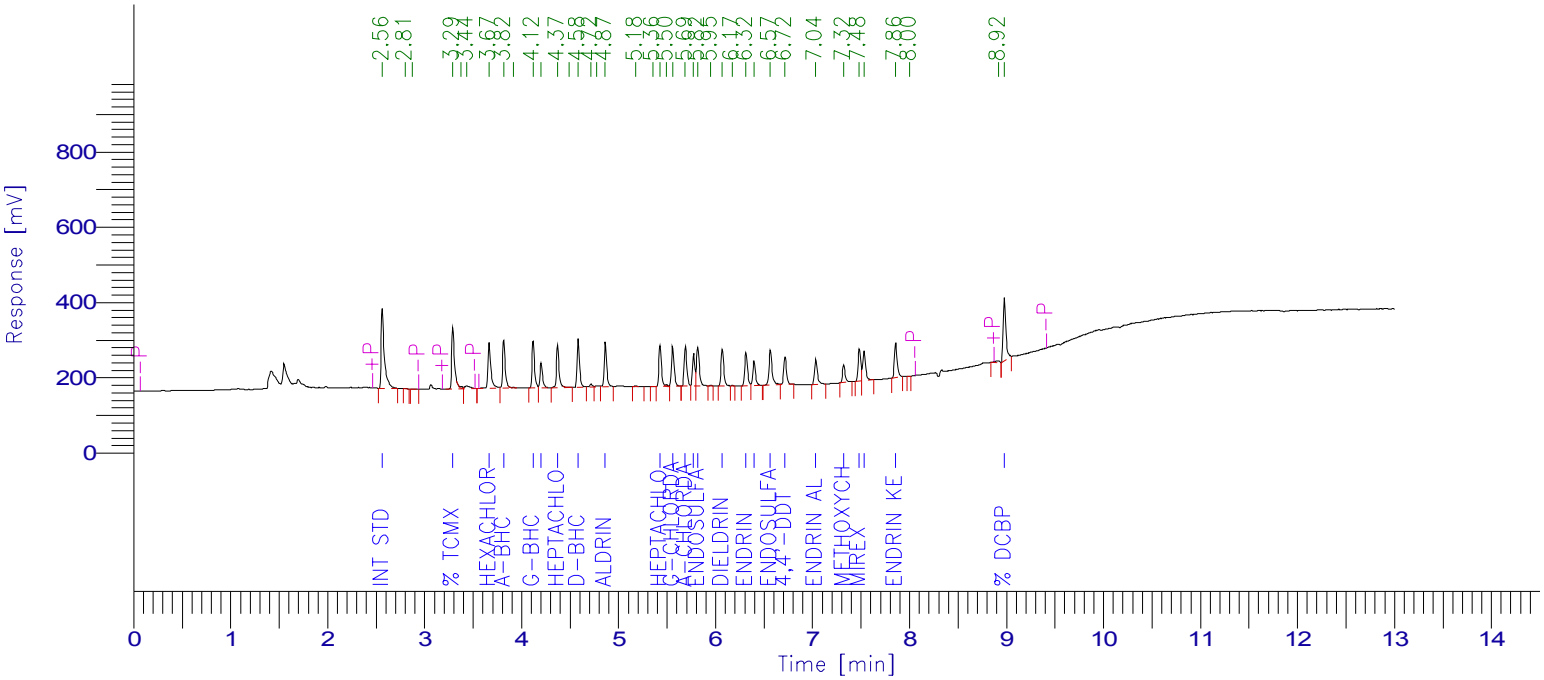

PESTICIDE REPORT

Peak #	Time [min]	Component Name	Raw Amount	Surrogate Recovery TCMX & DCBP	Multiplier	Adjusted Amount for Labowrks	Area [µV·s]
1	2.564	Int Std	100.0000	250.0000	1.0000	100.0000	486324.40
4	3.292	% TCMX	54.3012	135.7529	1.0000	54.3012	338772.47
7	3.666	Hexachlorobenzene	20.9951	52.4877	1.0000	20.9951	266457.53
8	3.817	a-BHC	24.7338	61.8345	1.0000	24.7338	236630.85
10	4.120	g-BHC	24.3445	60.8611	1.0000	24.3445	223303.72
11	4.202	b-BHC	32.6781	81.6953	1.0000	32.6781	120875.39
12	4.373	Heptachlor	25.3941	63.4852	1.0000	25.3941	203731.16
14	4.584	d-BHC	23.9106	59.7764	1.0000	23.9106	228612.49
17	4.865	Aldrin	23.8128	59.5321	1.0000	23.8128	205990.29
20	5.429	Heptachlor epoxide	25.3244	63.3110	1.0000	25.3244	198069.31
22	5.559	g-Chlordane	25.3506	63.3765	1.0000	25.3506	199744.79
23	5.690	A-CHLORDANE	25.2930	63.2325	1.0000	25.2930	198463.18
24	5.776	4,4'-DDE	23.9660	59.9149	1.0000	23.9660	152995.90
25	5.818	Endosulfan I	26.3683	65.9207	1.0000	26.3683	200080.78
27	6.071	Dieldrin	25.1247	62.8117	1.0000	25.1247	184689.37
29	6.315	Endrin	25.6289	64.0722	1.0000	25.6289	173342.58
30	6.398	4,4'-DDD	25.7792	64.4479	1.0000	25.7792	126736.66
31	6.567	Endosulfan II	34.3712	85.9280	1.0000	34.3712	206949.87
32	6.717	4,4'-DDT	26.2144	65.5360	1.0000	26.2144	145231.27
33	7.035	Endrin aldehyde	32.6902	81.7255	1.0000	32.6902	141319.03
34	7.322	Methoxychlor	32.2407	80.6017	1.0000	32.2407	91423.16
35	7.484	Mirex	28.6796	71.6990	1.0000	28.6796	166315.50
36	7.533	Endosulfan sulfate	33.6395	84.0986	1.0000	33.6395	160925.73
37	7.858	Endrin Ketone	29.3171	73.2928	1.0000	29.3171	183052.45
40	8.979	% DCBP	66.8377	167.0943	1.0000	66.8377	336923.28
				2042.4888	25.0000	816.9955	5176961.17

Client Id: QC Matrix Sample Duplicate (MSD) COMP-2

Software Version: 4.1<1L22>
Date: 12/2/2019 09:21 AM
Sample Name : msd 67556 2x c
Data File : E:\TC2019\ECD4\11-NOV\N27B021.RAW Date: 11/27/2019 02:40 PM
Sequence File: E:\TC2019\ECD4\11-NOV\PEST.SEQ Cycle: 859 Channel : B
Instrument : AUTO4-DUAL_ECD Rack/Vial: 0/21 Operator:
Sample Amount : 1.0000 Dilution Factor : 1.00

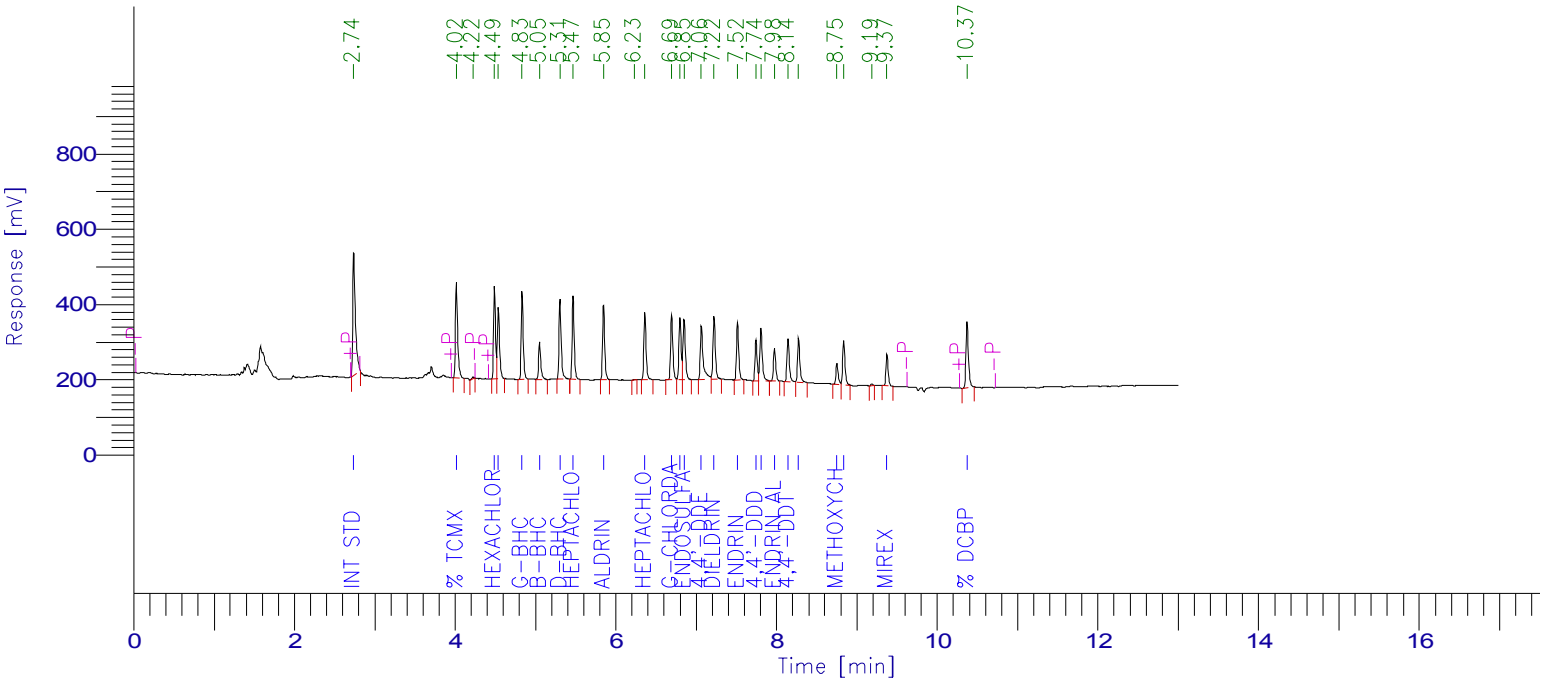

PESTICIDE REPORT

Peak #	Time [min]	Component Name	Raw Amount	Surrogate Recovery TCMX & DCBP	Multiplier	Adjusted Amount for Labowrks	Area [µV·s]
1	2.739	Int Std	100.0000	250.0000	1.0000	100.0000	745275.53
2	4.016	% TCMX	50.1795	125.4489	1.0000	50.1795	493821.33
4	4.490	Hexachlorobenzene	24.7780	61.9449	1.0000	24.7780	423250.88
5	4.539	a-BHC	19.0552	47.6380	1.0000	19.0552	359259.36
6	4.833	g-BHC	25.0995	62.7486	1.0000	25.0995	411672.08
7	5.051	b-BHC	36.3426	90.8565	1.0000	36.3426	188648.15
8	5.306	d-BHC	25.8034	64.5086	1.0000	25.8034	390041.60
9	5.468	Heptachlor	23.4173	58.5433	1.0000	23.4173	397629.86
10	5.848	Aldrin	23.3263	58.3157	1.0000	23.3263	365742.57
12	6.362	Heptachlor epoxide	25.4463	63.6157	1.0000	25.4463	348020.28
13	6.694	g-Chlordane	25.0286	62.5716	1.0000	25.0286	341877.37
14	6.799	a-Chlordane	26.8383	67.0956	1.0000	26.8383	327436.12
15	6.850	Endosulfan I	24.4718	61.1796	1.0000	24.4718	334119.31
16	7.063	4,4'-DDE	33.1351	82.8377	1.0000	33.1351	358370.37
17	7.222	Dieldrin	27.1464	67.8661	1.0000	27.1464	341962.10
18	7.515	Endrin	26.3388	65.8469	1.0000	26.3388	293783.40
19	7.743	4,4'-DDD	27.7774	69.4434	1.0000	27.7774	207153.27
20	7.806	Endosulfan II	29.7006	74.2515	1.0000	29.7006	304159.55
21	7.975	Endrin aldehyde	27.4516	68.6289	1.0000	27.4516	171179.25
22	8.142	4,4'-DDT	27.5489	68.8722	1.0000	27.5489	228119.24
23	8.273	Endosulfan sulfate	31.2331	78.0828	1.0000	31.2331	238012.40
24	8.750	Methoxychlor	31.2753	78.1882	1.0000	31.2753	111078.74
25	8.834	Endrin Ketone	27.0401	67.6003	1.0000	27.0401	240362.32
27	9.373	Mirex	26.7290	66.8224	1.0000	26.7290	163686.92
28	10.371	% DCBP	57.7649	144.4121	1.0000	57.7649	377118.09
				2007.3194	25.0000	802.9278	8161780.10

1D
PESTICIDE ORGANICS ANALYSIS DATA SHEET

CLIENT SAMPLE NO.

CE67556 BL

Lab Name: Phoenix Environmental Client: NETC

Lab Code: Phoenix Instr: ECD4 Column.: CLPesticides 0.32 SDG No.: GCE67556

Matrix: (soil/water) SOIL Lab Sample ID: CE67556 BL

Sample wt/vol: 15 (g/mL) g Lab File ID: N27A008

% Moisture: n.a. decanted: (Y/N) N Date Received: 11/25/19

Extraction: (SepF/Cont/ASE) 3545 Date Extracted: 11/26/19

Concentrated Extract Volume: 5000 (uL) Date Analyzed: 11/27/19

Injection Volume: 1 (ul) Dilution Factor: 2

CONCENTRATION UNITS: ug/Kg

CAS NO.	COMPOUND	CF	CONC	P/C	Q	MDL	PQL
319-84-6	alpha-BHC	NA	1.0	P	U	1.0	1.0
319-85-7	beta-BHC	NA	1.0	P	U	1.0	1.0
319-86-8	delta-BHC	NA	3.3	P	U	3.3	3.3
58-89-9	gamma-BHC (Lindane)	NA	1.0	P	U	1.0	1.0
76-44-8	Heptachlor	NA	3.3	P	U	3.3	3.3
309-00-2	Aldrin	NA	1.0	P	U	1.0	1.0
1024-57-3	Heptachlor Epoxide	NA	3.3	P	U	3.3	3.3
959-98-8	Endosulfan I	NA	3.3	P	U	3.3	3.3
60-57-1	Dieldrin	NA	1.0	P	U	1.0	1.0
72-55-9	4,4' -DDE	NA	1.7	P	U	1.7	1.7
72-20-8	Endrin	NA	3.3	P	U	3.3	3.3
33213-65-9	Endosulfan II	NA	3.3	P	U	3.3	3.3
72-54-8	4,4' -DDD	NA	1.7	P	U	1.7	1.7
1031-07-8	Endosulfan Sulfate	NA	3.3	P	U	3.3	3.3
50-29-3	4,4' -DDT	NA	1.7	P	U	1.7	1.7
72-43-5	Methoxychlor	NA	3.3	P	U	3.3	3.3
53494-70-5	Endrin ketone	NA	3.3	P	U	3.3	3.3
7421-93-4	Endrin Aldehyde	NA	3.3	P	U	3.3	3.3
8001-35-2	Toxaphene	NA	130	P	U	130	130
5103-71-9	alpha-Chlordane	NA	3.3	P	U	3.3	3.3
5103-74-2	gamma-Chlordane	NA	3.3	P	U	3.3	3.3
57-74-9	Chlordane	NA	33	P	U	33	33
2051-24-3	Decachlorobiphenyl	1.037	101	P		%	%
877-09-8	Tetrachloro-m-xylene	1.283	75	P		%	%

57-74-9 Sample PQL Calc: (50raw * 2df * 5fv) / (15wt-vol) = 33

Both channels need to have the compound detected for a concentration to be reported on either channel.
U1=Due to matrix interference and/or the presence of a large amount of non-target material, the reporting level for this compound has been elevated.
U2=The presence of this compound was not confirmed by the analyst based on the characteristic pattern matching of multi-component parameters, retention time, and/or peak shape.

P/C: P=Primary Result C=Confirmation Result X=Not Used CF=Calculated Calibration/Response Factor MC=Multi-Component

1D
PESTICIDE ORGANICS ANALYSIS DATA SHEET

CLIENT SAMPLE NO.

CE67556 BL

Lab Name: Phoenix Environmental Client: NETC

Lab Code: Phoenix Instr: ECD4 Column.: Rtx-440 0.32 SDG No.: GCE67556

Matrix: (soil/water) SOIL Lab Sample ID: CE67556 BL

Sample wt/vol: 15 (g/mL) g Lab File ID: N27B008

% Moisture: n.a. decanted: (Y/N) N Date Received: 11/25/19

Extraction: (SepF/Cont/ASE) 3545 Date Extracted: 11/26/19

Concentrated Extract Volume: 5000 (uL) Date Analyzed: 11/27/19

Injection Volume: 1 (ul) Dilution Factor: 2

CONCENTRATION UNITS: ug/Kg

CAS NO.	COMPOUND	CF	CONC	P/C	Q	MDL	PQL
319-84-6	alpha-BHC	NA	1.0	C	U	1.0	1.0
319-85-7	beta-BHC	NA	1.0	C	U	1.0	1.0
319-86-8	delta-BHC	NA	3.3	C	U	3.3	3.3
58-89-9	gamma-BHC (Lindane)	NA	1.0	C	U	1.0	1.0
76-44-8	Heptachlor	NA	3.3	C	U	3.3	3.3
309-00-2	Aldrin	NA	1.0	C	U	1.0	1.0
1024-57-3	Heptachlor Epoxide	NA	3.3	C	U	3.3	3.3
959-98-8	Endosulfan I	NA	3.3	C	U	3.3	3.3
60-57-1	Dieldrin	NA	1.0	C	U	1.0	1.0
72-55-9	4,4' -DDE	NA	1.7	C	U	1.7	1.7
72-20-8	Endrin	NA	3.3	C	U	3.3	3.3
33213-65-9	Endosulfan II	NA	3.3	C	U	3.3	3.3
72-54-8	4,4' -DDD	NA	1.7	C	U	1.7	1.7
1031-07-8	Endosulfan Sulfate	NA	3.3	C	U	3.3	3.3
50-29-3	4,4' -DDT	NA	1.7	C	U	1.7	1.7
72-43-5	Methoxychlor	NA	3.3	C	U	3.3	3.3
53494-70-5	Endrin ketone	NA	3.3	C	U	3.3	3.3
7421-93-4	Endrin Aldehyde	NA	3.3	C	U	3.3	3.3
8001-35-2	Toxaphene	NA	130	C	U	130	130
5103-71-9	alpha-Chlordane	NA	3.3	C	U	3.3	3.3
5103-74-2	gamma-Chlordane	NA	3.3	C	U	3.3	3.3
57-74-9	Chlordane	NA	33	C	U	33	33
2051-24-3	Decachlorobiphenyl	0.876	86	C		%	%
877-09-8	Tetrachloro-m-xylene	1.320	68	C		%	%

57-74-9 Sample PQL Calc: (50raw * 2df * 5fv) / (15wt-vol) = 33

Both channels need to have the compound detected for a concentration to be reported on either channel.
U1=Due to matrix interference and/or the presence of a large amount of non-target material, the reporting level for this compound has been elevated.
U2=The presence of this compound was not confirmed by the analyst based on the characteristic pattern matching of multi-component parameters, retention time, and/or peak shape.

P/C: P=Primary Result C=Confirmation Result X=Not Used CF=Calculated Calibration/Response Factor MC=Multi-Component

Client Id: QC Blank CE67556

Software Version: 4.1<1L22>
Date: 11/27/2019 12:36 PM
Sample Name : blk 67556 2x c
Data File : E:\TC2019\ECD4\11-NOV\N27A008.RAW Date: 11/27/2019 09:53 AM
Sequence File: E:\TC2019\ECD4\11-NOV\PEST.SEQ Cycle: 846 Channel : A
Instrument : AUTO4-DUAL_ECD Rack/Vial: 0/9 Operator:
Sample Amount : 1.0000 Dilution Factor : 1.00

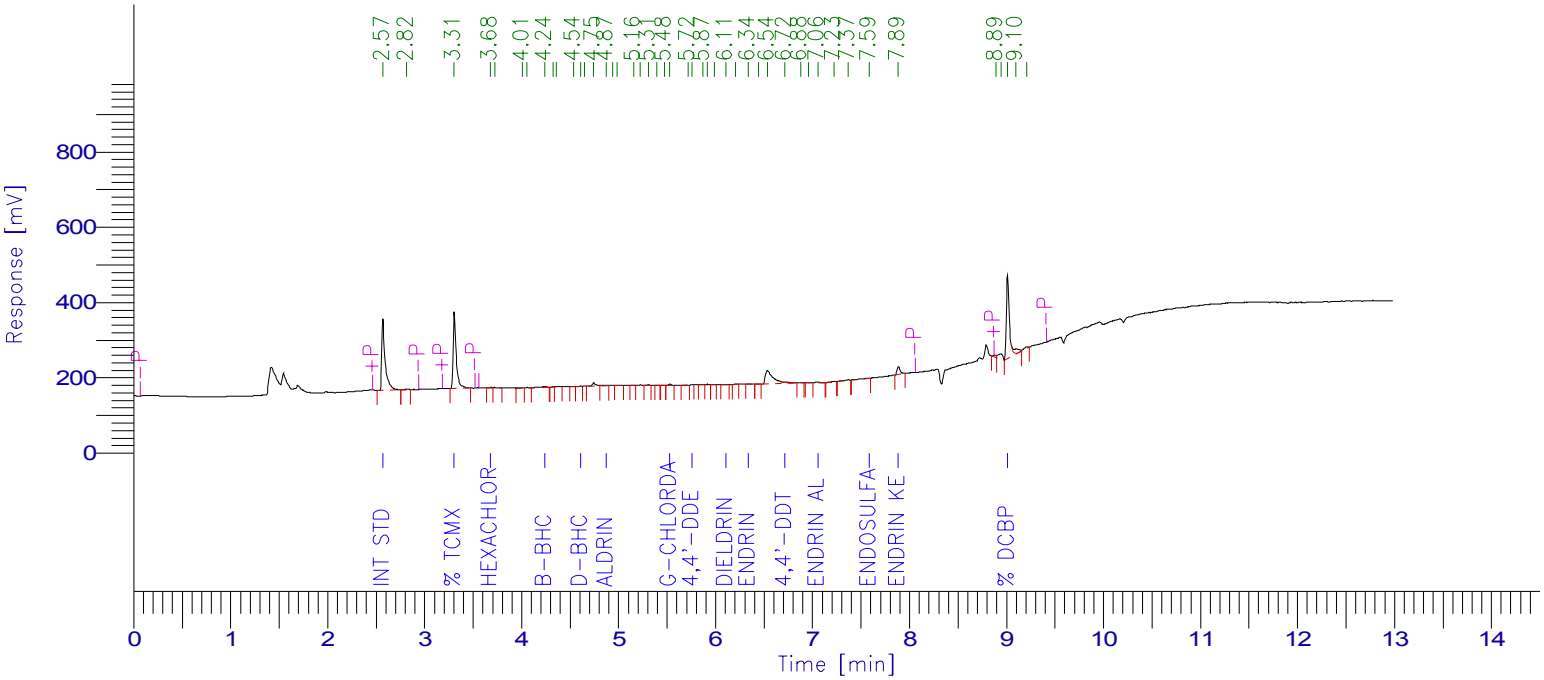

PESTICIDE REPORT

Peak #	Time [min]	Component Name	Raw Amount	Surrogate Recovery TCMX & DCBP	Multiplier	Adjusted Amount for Labowrks	Area [µV·s]
1	2.571	Int Std	100.0000	250.0000	1.0000	100.0000	461480.84
3	3.307	% TCMX	74.8880	187.2199	1.0000	74.8880	443341.69
4	3.684	Hexachlorobenzene	0.1080	0.2699	1.0000	0.1080	1300.26
0	3.805	a-BHC	0.0000	0.0000	1.0000	0.0000	0.00
0	4.125	g-BHC	0.0000	0.0000	1.0000	0.0000	0.00
8	4.241	b-BHC	3.2321	8.0803	1.0000	3.2321	11344.74
0	4.378	Heptachlor	0.0000	0.0000	1.0000	0.0000	0.00
12	4.611	d-BHC	0.1619	0.4048	1.0000	0.1619	1469.16
15	4.874	Aldrin	1.2066	3.0166	1.0000	1.2066	9904.68
0	5.435	Heptachlor epoxide	0.0000	0.0000	1.0000	0.0000	0.00
23	5.529	g-Chlordane	0.8494	2.1236	1.0000	0.8494	6350.99
0	5.692	A-CHLORDANE	0.0000	0.0000	1.0000	0.0000	0.00
25	5.758	4,4'-DDE	0.1508	0.3770	1.0000	0.1508	913.55
0	5.834	Endosulfan I	0.0000	0.0000	1.0000	0.0000	0.00
29	6.111	Dieldrin	0.1517	0.3793	1.0000	0.1517	1058.37
31	6.342	Endrin	0.1555	0.3887	1.0000	0.1555	997.91
0	6.390	4,4'-DDD	0.0000	0.0000	1.0000	0.0000	0.00
0	6.583	Endosulfan II	0.0000	0.0000	1.0000	0.0000	0.00
34	6.718	4,4'-DDT	1.6463	4.1158	1.0000	1.6463	8655.00
37	7.056	Endrin aldehyde	1.1812	2.9531	1.0000	1.1812	4845.54
0	7.306	Methoxychlor	0.0000	0.0000	1.0000	0.0000	0.00
0	7.472	Mirex	0.0000	0.0000	1.0000	0.0000	0.00
40	7.590	Endosulfan sulfate	0.9181	2.2953	1.0000	0.9181	4167.86
41	7.886	Endrin Ketone	7.8857	19.7142	1.0000	7.8857	46721.93
44	9.012	% DCBP	100.6854	251.7135	1.0000	100.6854	481619.00
				733.0521	25.0000	293.2208	1484171.52

Client Id: QC Blank CE67556

Software Version: 4.1<1L22>
Date: 11/27/2019 12:37 PM
Sample Name : blk 67556 2x c
Data File : E:\TC2019\ECD4\11-NOV\N27B008.RAW Date: 11/27/2019 09:53 AM
Sequence File: E:\TC2019\ECD4\11-NOV\PEST.SEQ Cycle: 846 Channel : B
Instrument : AUTO4-DUAL_ECD Rack/Vial: 0/9 Operator:
Sample Amount : 1.0000 Dilution Factor : 1.00

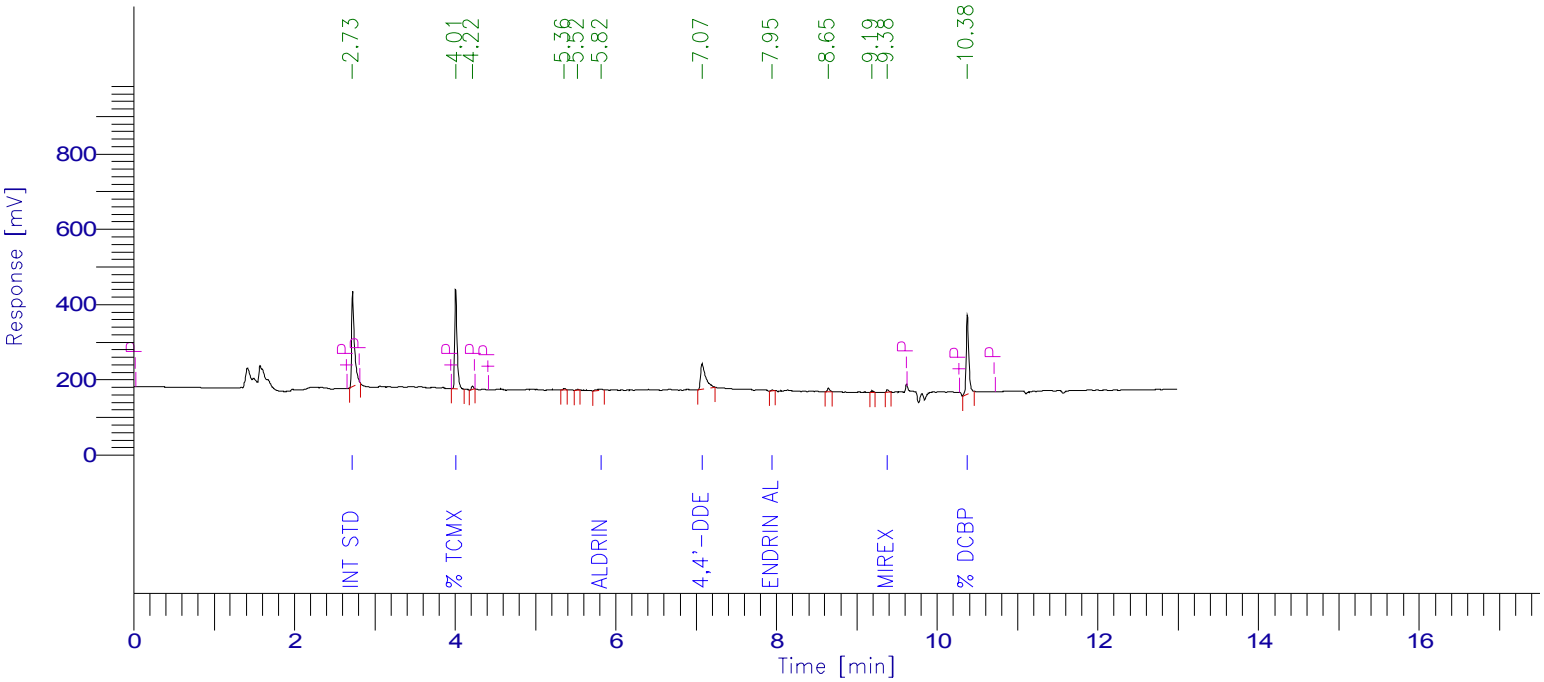

PESTICIDE REPORT

Peak #	Time [min]	Component Name	Raw Amount	Surrogate Recovery TCMX & DCBP	Multiplier	Adjusted Amount for Labowrks	Area [µV·s]
1	2.725	Int Std	100.0000	250.0000	1.0000	100.0000	608420.64
2	4.008	% TCMX	67.9058	169.7645	1.0000	67.9058	545553.31
0	4.480	Hexachlorobenzene	0.0000	0.0000	1.0000	0.0000	0.00
0	4.529	a-BHC	0.0000	0.0000	1.0000	0.0000	0.00
0	4.816	g-BHC	0.0000	0.0000	1.0000	0.0000	0.00
0	5.026	b-BHC	0.0000	0.0000	1.0000	0.0000	0.00
0	5.281	d-BHC	0.0000	0.0000	1.0000	0.0000	0.00
0	5.453	Heptachlor	0.0000	0.0000	1.0000	0.0000	0.00
6	5.822	Aldrin	1.2251	3.0627	1.0000	1.2251	15681.45
0	6.366	Heptachlor epoxide	0.0000	0.0000	1.0000	0.0000	0.00
0	6.698	g-Chlordane	0.0000	0.0000	1.0000	0.0000	0.00
0	6.803	a-Chlordane	0.0000	0.0000	1.0000	0.0000	0.00
0	6.860	Endosulfan I	0.0000	0.0000	1.0000	0.0000	0.00
7	7.073	4,4'-DDE	33.8029	84.5071	1.0000	33.8029	298458.80
0	7.220	Dieldrin	0.0000	0.0000	1.0000	0.0000	0.00
0	7.519	Endrin	0.0000	0.0000	1.0000	0.0000	0.00
0	7.738	4,4'-DDD	0.0000	0.0000	1.0000	0.0000	0.00
0	7.801	Endosulfan II	0.0000	0.0000	1.0000	0.0000	0.00
8	7.947	Endrin aldehyde	1.1844	2.9610	1.0000	1.1844	6029.31
0	8.131	4,4'-DDT	0.0000	0.0000	1.0000	0.0000	0.00
0	8.260	Endosulfan sulfate	0.0000	0.0000	1.0000	0.0000	0.00
0	8.727	Methoxychlor	0.0000	0.0000	1.0000	0.0000	0.00
0	8.812	Endrin Ketone	0.0000	0.0000	1.0000	0.0000	0.00
11	9.378	Mirex	2.5319	6.3298	1.0000	2.5319	12658.20
12	10.375	% DCBP	85.7420	214.3550	1.0000	85.7420	456976.97
				730.9802	25.0000	292.3921	1943778.69

ASE **Soil Ext. for Pesticide**

ASEPEST-507974 **QAQC Code** #Q$PESTS **QAQC Sample #** CE67556 11/26/19 1:00 PM

	Sample / C#	Acode	Analysis/ ASE Id	Wt(g)	Surrogate Vol (ml)	Final Vol (ml)	Cell #	Comments	Start Date	Finish Date	Initials
0	CE67556 **	BLK	ASE #11	15	0.5	5	X22	(1)	11/26	11/26	VV/ALE
0	CE67556 **	LCS	ASE #11	15	0.5	5	T220	0.5ML SP	11/26	11/26	VV/ALE
0	CE67556 **	LCSD	ASE #11	15	0.5	5	T243	0.5ML SP	11/26	11/26	VV/ALE
0	CE67556 ** - 9	MS	ASE #11	15.19	0.5	5	X38	0.5ML SP	11/26	11/26	######
0	CE67556 ** - 9	MSD	ASE #11	15.28	0.5	5	625	0.5ML SP	11/26	11/26	######
1	CE67484 ** - 2	ASEPEST-NY	ASE #11 PCB	15.14	0.5	5	X195		11/26	11/26	######
2	CE67486 ** - 2	ASEPEST-NY	ASE #11 PCB	15.19	0.5	5	X260		11/26	11/26	######
3	CE67556 ** - 9	ASEPEST-NY	ASE #11 PCB	15.18	0.5	5	X77		11/26	11/26	######
4	CE67267 ** - 8	ASEPEST	ASE #11 PCB	15.33	0.5	5	X186		11/26	11/26	######
5	CE67789 ** - 7	ASEPEST	ASE #11 PCB	15.04	0.5	5	X120		11/26	11/26	######
6	CE67790 ** - 3	ASEPEST	ASE #11 PCB	15.03	0.5	5	T245		11/26	11/26	######
7	CE67791 ** - 3	ASEPEST	ASE #11 PCB	15.21	0.5	5	X71		11/26	11/26	######
8	CE67792 ** - 9	ASEPEST	ASE #11 PCB	15.25	0.5	5	T199		11/26	11/26	######
9	CE68139 ** - 3	ASEPEST-NY	ASE #11 PCB	15.11	0.5	5	X150		11/26	11/26	######
10	CE68141 ** - 4	ASEPEST-NY	ASE #11 PCB	15.06	0.5	5	T205		11/26	11/26	######
11	CE68143 ** - 4	ASEPEST-NY	ASE #11 PCB	15.03	0.5	5	T249		11/26	11/26	######
12	CE68145 ** - 1	ASEPEST-NY	ASE #11 PCB	15.06	0.5	5	R290		11/26	11/26	######
13	CE68147 ** - 4	ASEPEST-NY	ASE #11 PCB	15.27	0.5	5	X79		11/26	11/26	######
14	CE68566 ** - 6	ASEPEST-MA	ASE #11 PCB	15.08	0.5	5	T18		11/26	11/26	######
15	CE68567 ** - 5	ASEPEST-MA	ASE #11 PCB	15.14	0.5	5	T6		11/26	11/26	######
16	CE68568 ** - 2	ASEPEST-MA	ASE #11 PCB	15.21	0.5	5	T238		11/26	11/26	######
17	CE68569 ** - 2	ASEPEST-MA	ASE #11 PCB	15.22	0.5	5	X191		11/26	11/26	######
18	CE68570 ** - 5	ASEPEST-MA	ASE #11 PCB	15.22	0.5	5	X180		11/26	11/26	######
19	CE68571 ** - 1	ASEPEST-MA	ASE #11 PCB	15.40	0.5	5	T31		11/26	11/26	######
20	CE68634 * - 3	ASEPEST-NY	ASE #11 PCB	15.23	0.5	5	T186		11/26	11/26	######

QC Rpt Cmnt

Prep Comment

Post Comment

Surrogate Id # ultra (ISM-320) **Tracking #** **Time In**

Spike # restek (32415)/Abs(70195)/Abs(7943 **Tracking #** **Time Out**

LCSID # restek (32415)/Abs(70195)/Abs(7943 **Tracking #** **Temp**

Standards **Time Basic**

Vendor Id	Item ID	Phoenix Lot Number	Vendor Lot Number	Expiration Date
Brand-Nu	95% Hexane	S#NNJ	DX967-US	05/08/20
Brand-Nu	Acetone	S#NXA	236884	05/17/20
Brand-Nu	Hexane			
Phoenix	P/P - SURROGATE PREP	P/P33F	----------	11/14/20
Phoenix	PEST - PREP SM SPIKE	PEST52L	----------	02/01/20

PHOENIX
Environmental Laboratories, Inc.

587 East Middle Turnpike, P.O. Box 370, Manchester, CT 06040
Telephone: 860.645.1102 • Fax: 860.645.0823

NY ANALYTICAL SERVICES PROTOCOL
DATA PACKAGE

Client: NETC

125 BATH STREET

Laboratory Project: GCE67556

Metals (Soil)
Ver 1

Inorganic Data Flags

• C (Concentration) Qualifiers:

J – The reported value was obtained from a reading that was less than the Reporting Level (RL) but greater than or equal to the Instrument Detection Limit (IDL)

U – The analyte was analyzed for but not detected at or above the IDL

• Q Qualifiers:

E - The reported value is estimated because of the presence of interference. An explanatory note shall be included in the project narrative (if the problem applies to all samples) or on the specific FORM I-IN (if it is an isolated problem).

M- Duplicate injection precision not met.

N - Spiked sample recovery not within control limits.

S - The reported value was determined by the Method of Standard Additions (MSA).

W - Post-digestion spike for Furnace AA analysis is out of control limits (85-115%), while sample absorbance is less than 50% of spike absorbance.

* - Duplicate analysis not within control limits.

+ - Correlation coefficient for the MSA is less than 0.995.

• M (Method) Qualifiers:

“P” - ICP
“A” - Flame AA
“F” - Furnace AA
“PM” - ICP when Microwave Digestion is used
“AM” - Flame AA when Microwave Digestion is used
“FM” - Furnace AA when Microwave Digestion is used
“CV” - Manual Cold Vapor AA
“AV” - Automated Cold Vapor AA
“CA” - Midi-Distillation Spectrophotometric
“AS” - Semi-Automated Spectrophotometric
“C” - Manual Spectrophotometric
“T” - Titrimetric
“ ” - where no data have been entered
“NR” - the analyte is not required to be analyzed
"G" - Gravimetric

PHOENIX
Environmental Laboratories, Inc.
587 East Middle Turnpike, P.O.Box 370, Manchester, CT 06040
Tel. (860) 645-1102 Fax (860) 645-0823

ACCREDITED IN ACCORDANCE WITH nelac NY # 11301

SDG: GCE67556

Metals Soil Conformance / Non-Conformance Summary

Project ID / Client ID: 125 BATH STREET, NETC

Form 1 (Analysis):

The following samples/analytes were flagged for non-compliance:
TMD-SM-507862 MS (N flag): CE67556; Potassium

Form 2A (Initial & Continuing Calibration Verification):

All Initial and Continuing Calibrations met criteria with the following exceptions: None.

Form 2B (CRDL):

All CRDLs met criteria with the following exceptions:
ARCOS I-CRDL 11/30/2019 13:54: Iron (136% [70-130])

Form 3 (Continuing and Preparation Blanks):

All Continuing and Preparation Blanks were Non-Detect with the following exceptions: None.

Form 4 (ICP Interference Check):

All ICP Interference Checks met criteria with the following exceptions:
A sample bias is not suspected for Cobalt and Zinc sample (s) concentration (s) are greater than 5X the amounts found in the ICSA.

Form 5 (Matrix Spikes):

All Matrix Spikes met criteria with the following exceptions:
CE67556 MS: Potassium (240% [75-125], Post Spike 97% [Pass])
Note that the laboratory performs a MS and MSD; only the MS is reported on Form 5.

Form 6 (Duplicates):

All Sample Duplicates met criteria with the following exceptions: None.

Form 7 (Laboratory Control Samples):

All Laboratory Control Samples met criteria with the following exceptions: None.
Note that the laboratory performs a LCS and LCSD; only the LCS is reported on Form 7.

Form 9 (Serial Dilution):

All Serial Dilutions met criteria with the following exceptions: None.

12/04/19

Alejandro Paredes
Project Manager

INORGANIC ANALYSIS DATA SHEET

Client Id: COMP-2

Lab Name: Phoenix Environmental Labs Client: NETC

Lab Code: Phoenix SDG No.: GCE67556

Lab Sample Id: CE67556 Sample Matrix: SOIL

Date Received: 11/25/2019 Percent Solids: 89.0

Concentration Units (mg/L or mg/kg dry weight): mg/Kg

CAS No.	Analyte	Concentration	C	Q	MDL LOD	PQL RL	DF	Date Analyzed	M
7440-22-4	Silver	0.35	U		0.35	0.35	1	11/30/19 16:07	P
7429-90-5	Aluminum	6960			6.9	35	10	11/30/19 15:24	P
7440-38-2	Arsenic	2.57			0.69	0.69	1	11/30/19 16:07	P
7440-39-3	Barium	32.3			0.35	0.7	1	11/30/19 16:07	P
7440-41-7	Beryllium	0.37			0.14	0.28	1	11/30/19 16:07	P
7440-70-2	Calcium	1200			3.2	3.5	1	11/30/19 16:07	P
7440-43-9	Cadmium	0.53			0.35	0.35	1	11/30/19 16:07	P
7440-48-4	Cobalt	5.24			0.35	0.35	1	11/30/19 16:07	P
7440-47-3	Chromium	8.18			0.35	0.35	1	11/30/19 16:07	P
7440-50-8	Copper	12.0			0.35	0.7	1	11/30/19 16:07	P
7439-89-6	Iron	14100			35	35	10	11/30/19 15:24	P
7439-97-6	Mercury	0.03	U		0.02	0.03	2	11/26/19 09:19	AV
7440-09-7	Potassium	797		N	2.7	7	1	11/30/19 16:07	P
7439-95-4	Magnesium	2180			3.5	3.5	1	11/30/19 16:07	P
7439-96-5	Manganese	295			3.5	3.5	10	11/30/19 15:24	P
7440-23-5	Sodium	35			3	7	1	11/30/19 16:07	P
7440-02-0	Nickel	10.4			0.35	0.35	1	11/30/19 16:07	P
7439-92-1	Lead	4.4			0.35	0.7	1	11/30/19 16:07	P
7440-36-0	Antimony	3.5	U		3.5	3.5	1	11/30/19 16:07	P
7782-49-2	Selenium	1.4	U		1.2	1.4	1	11/30/19 16:07	P
7440-28-0	Thallium	1.4	U		1.4	1.4	1	11/30/19 16:07	P
7440-62-2	Vanadium	14.9			0.35	0.35	1	11/30/19 16:07	P
7440-66-6	Zinc	30.4			0.35	0.7	1	11/30/19 16:07	P

FORM I - IN

2A
INITIAL AND CONTINUING CALIBRATION VERIFICATION

Lab Name: Phoenix Environmental Labs Client: NETC

Lab Code: Phoenix SDG: GCE67556

Initial Calibration Source: Absolute Standard (CVS)

Continuing Calibration Source: Inorganic Ventures (IPC1+2)

Instrument: ARCOS

Concentration Units: mg/l

Analyte	Initial Calibration 11/30/19 08:03			Continuing Calibration 11/30/19 14:39			Continuing Calibration 11/30/19 15:18			M
	True	Found	%R	True	Found	%R	True	Found	%R	
Silver	0.2500	0.2519	100.8	0.2500	0.2540	101.6	0.2500	0.2523	100.9	P
Aluminum	1.000	0.9897	99.0	1.000	0.9958	99.6	1.000	0.9863	98.6	P
Arsenic	1.000	1.012	101.2	1.000	1.003	100.3	1.000	1.010	101.0	P
Barium	1.000	1.012	101.2	1.000	1.027	102.7	1.000	1.023	102.3	P
Beryllium	1.000	1.009	100.9	1.000	1.010	101.0	1.000	1.011	101.1	P
Calcium	1.000	1.000	100.0	1.000	1.019	101.9	1.000	1.014	101.4	P
Cadmium	1.000	0.9996	100.0	1.000	1.003	100.3	1.000	1.008	100.8	P
Cobalt	1.000	1.006	100.6	1.000	1.009	100.9	1.000	1.013	101.3	P
Chromium	1.000	1.005	100.5	1.000	1.016	101.6	1.000	1.013	101.3	P
Copper	1.000	0.9986	99.9	1.000	0.9934	99.3	1.000	0.9900	99.0	P
Iron	1.000	0.9967	99.7	1.000	1.008	100.8	1.000	1.006	100.6	P
Mercury										
Potassium	5.000	5.060	101.2	5.000	5.143	102.9	5.000	5.034	100.7	P
Magnesium	1.000	1.005	100.5	1.000	1.015	101.5	1.000	1.016	101.6	P
Manganese	1.000	1.014	101.4	1.000	1.023	102.3	1.000	1.020	102.0	P
Sodium	5.000	5.045	100.9	5.000	5.100	102.0	5.000	4.993	99.9	P
Nickel	1.000	1.011	101.1	1.000	1.012	101.2	1.000	1.013	101.3	P
Lead	1.000	1.004	100.4	1.000	1.008	100.8	1.000	1.005	100.5	P
Antimony	1.000	1.013	101.3	1.000	1.001	100.1	1.000	0.9992	99.9	P
Selenium	1.000	1.040	104.0	1.000	1.025	102.5	1.000	1.032	103.2	P
Thallium	1.000	0.9935	99.4	1.000	0.9830	98.3	1.000	0.9938	99.4	P
Vanadium	1.000	1.012	101.2	1.000	1.016	101.6	1.000	1.015	101.5	P
Zinc	1.000	0.9887	98.9	1.000	0.9964	99.6	1.000	0.9956	99.6	P

(1) Control Limits: Mercury 80-120; Other Metals 90-110

FORM II - IN (PART 1) - 1

2A
INITIAL AND CONTINUING CALIBRATION VERIFICATION

Lab Name: Phoenix Environmental Labs Client: NETC

Lab Code: Phoenix SDG: GCE67556

Initial Calibration Source: Absolute Standard (CVS)

Continuing Calibration Source: Inorganic Ventures (IPC1+2)

Instrument: ARCOS

Concentration Units: mg/l

Analyte	Continuing Calibration 11/30/19 15:57 True	Found	%R	Continuing Calibration 11/30/19 16:36 True	Found	%R	Continuing Calibration True	Found	%R	M
Silver	0.2500	0.2519	100.8	0.2500	0.2520	100.8				P
Aluminum	1.000	0.9823	98.2	1.000	0.9860	98.6				P
Arsenic	1.000	0.9981	99.8	1.000	1.002	100.2				P
Barium	1.000	1.007	100.7	1.000	1.001	100.1				P
Beryllium	1.000	1.005	100.5	1.000	0.9854	98.5				P
Calcium	1.000	1.003	100.3	1.000	0.9963	99.6				P
Cadmium	1.000	0.9885	98.9	1.000	0.9829	98.3				P
Cobalt	1.000	1.007	100.7	1.000	0.9905	99.1				P
Chromium	1.000	1.010	101.0	1.000	1.005	100.5				P
Copper	1.000	0.9806	98.1	1.000	0.9811	98.1				P
Iron	1.000	0.9918	99.2	1.000	0.9928	99.3				P
Mercury										
Potassium	5.000	4.988	99.8	5.000	5.192	103.8				P
Magnesium	1.000	0.9998	100.0	1.000	0.9811	98.1				P
Manganese	1.000	1.010	101.0	1.000	1.003	100.3				P
Sodium	5.000	4.973	99.5	5.000	5.134	102.7				P
Nickel	1.000	1.009	100.9	1.000	1.003	100.3				P
Lead	1.000	0.9963	99.6	1.000	0.9910	99.1				P
Antimony	1.000	0.9968	99.7	1.000	0.9992	99.9				P
Selenium	1.000	1.023	102.3	1.000	1.020	102.0				P
Thallium	1.000	0.9820	98.2	1.000	0.9931	99.3				P
Vanadium	1.000	1.011	101.1	1.000	1.009	100.9				P
Zinc	1.000	0.9864	98.6	1.000	0.9781	97.8				P

(1) Control Limits: Mercury 80-120; Other Metals 90-110

FORM II - IN (PART 1) - 2

2A
INITIAL AND CONTINUING CALIBRATION VERIFICATION

Lab Name: Phoenix Environmental Labs Client: NETC

Lab Code: Phoenix SDG: GCE67556

Initial Calibration Source: Ultra

Continuing Calibration Source: Ultra

Instrument: MERLIN

Concentration Units: mg/l

Analyte	Initial Calibration 11/26/19 07:13			Continuing Calibration 11/26/19 08:19			Continuing Calibration 11/26/19 08:53			M
	True	Found	%R	True	Found	%R	True	Found	%R	
Silver										
Aluminum										
Arsenic										
Barium										
Beryllium										
Calcium										
Cadmium										
Cobalt										
Chromium										
Copper										
Iron										
Mercury	0.0040	0.0042	103.9	0.0040	0.0038	93.8	0.0040	0.0037	92.9	AV
Potassium										
Magnesium										
Manganese										
Sodium										
Nickel										
Lead										
Antimony										
Selenium										
Thallium										
Vanadium										
Zinc										

(1) Control Limits: Mercury 80-120; Other Metals 90-110

FORM II - IN (PART 1) - 3

2A
INITIAL AND CONTINUING CALIBRATION VERIFICATION

Lab Name: Phoenix Environmental Labs Client: NETC

Lab Code: Phoenix SDG: GCE67556

Initial Calibration Source: Ultra

Continuing Calibration Source: Ultra

Instrument: MERLIN

Concentration Units: mg/l

Analyte	Continuing Calibration 11/26/19 09:28 True	Found	%R	Continuing Calibration True	Found	%R	Continuing Calibration True	Found	%R	M
Silver										
Aluminum										
Arsenic										
Barium										
Beryllium										
Calcium										
Cadmium										
Cobalt										
Chromium										
Copper										
Iron										
Mercury	0.0040	0.0037	91.5							AV
Potassium										
Magnesium										
Manganese										
Sodium										
Nickel										
Lead										
Antimony										
Selenium										
Thallium										
Vanadium										
Zinc										

(1) Control Limits: Mercury 80-120; Other Metals 90-110

FORM II - IN (PART 1) - 4

2B
CRDL STANDARD

Lab Name: Phoenix Environmental Labs Client: NETC

Lab Code: Phoenix SDG: GCE67556

Instrument: ARCOS

CRDL Standard Source: Environmental Express

Concentration Units: mg/L

Analyte	Initial CRDL Standard 11/30/2019 13:54 Initial True	Found	%R	Continuing CRDL Standard 11/30/2019 17:22 Continuing True	Found	%R
Silver	0.0050	0.0052	104.8	0.0050	0.0051	102.2
Aluminum	0.0500	0.0539	107.8	0.0500	0.0531	106.2
Arsenic	0.0200	0.0181	90.7	0.0200	0.0162	81.0
Barium	0.0100	0.0099	98.9	0.0100	0.0100	100.0
Beryllium	0.0050	0.0050	100.4	0.0050	0.0050	100.2
Calcium	0.0500	0.0558	111.5	0.0500	0.0583	116.6
Cadmium	0.0050	0.0056	112.6	0.0050	0.0056	112.6
Cobalt	0.0050	0.0051	101.2	0.0050	0.0052	103.0
Chromium	0.0050	0.0050	99.6	0.0050	0.0054	108.0
Copper	0.0050	0.0046	92.6	0.0050	0.0044	87.6
Iron	0.0250	0.0341	136.4	0.0250	0.0312	124.7
Mercury						
Potassium	0.5000	0.5521	110.4	0.5000	0.5066	101.3
Magnesium	0.0500	0.0537	107.4	0.0500	0.0528	105.6
Manganese	0.0050	0.0052	103.8	0.0050	0.0052	104.6
Sodium	0.5000	0.5504	110.1	0.5000	0.5009	100.2
Nickel	0.0050	0.0052	103.8	0.0050	0.0053	106.4
Lead	0.0100	0.0078	78.4	0.0100	0.0093	92.5
Antimony	0.0300	0.0270	90.0	0.0300	0.0248	82.6
Selenium	0.0500	0.0471	94.3	0.0500	0.0498	99.5
Thallium	0.0200	0.0199	99.7	0.0200	0.0208	103.9
Vanadium	0.0100	0.0106	105.5	0.0100	0.0104	103.8
Zinc	0.0100	0.0115	114.8	0.0100	0.0111	111.1

Control Limits: 70-130

2B
CRDL STANDARD

Lab Name: Phoenix Environmental Labs Client: NETC

Lab Code: Phoenix SDG: GCE67556

Instrument: MERLIN

CRDL Standard Source: Environmental Express

Concentration Units: mg/L

Analyte	Initial CRDL Standard 11/26/2019 7:19 Initial True	Found	%R	Continuing CRDL Standard Continuing True	Found	%R
Silver						
Aluminum						
Arsenic						
Barium						
Beryllium						
Calcium						
Cadmium						
Cobalt						
Chromium						
Copper						
Iron						
Mercury	0.0002	0.0002	80.4			
Potassium						
Magnesium						
Manganese						
Sodium						
Nickel						
Lead						
Antimony						
Selenium						
Thallium						
Vanadium						
Zinc						

Control Limits: 70-130

FORM II - IN (PART 2)

3
BLANKS

Lab Name: Phoenix Environmental Labs Client: NETC

Lab Code: Phoenix SDG No.: GCE67556

Preparation Blank Matrix (soil/water): CE67556 (Soil)

Preparation Blank Concentration Units (ug/L or mg/kg): mg/kg

Instrument: ARCOS

Analyte	Initial Calib. Blank (ug/L) 11/30/2019 8:23	C	Continuing Calibration Blank (ug/L) 11/30/2019 14:42 1	C	11/30/2019 15:21 2	C	11/30/2019 16:00 3	C	Prep Blank (mg/kg)	C	M
Silver	5	U	5	U	5	U	5	U	0.33	U	P
Aluminum	50	U	50	U	50	U	50	U	5.0	U	P
Arsenic	10	U	10	U	10	U	10	U	0.67	U	P
Barium	10	U	10	U	10	U	10	U	0.33	U	P
Beryllium	4	U	4	U	4	U	4	U	0.27	U	P
Calcium	50	U	50	U	50	U	50	U	5.0	U	P
Cadmium	5	U	5	U	5	U	5	U	0.33	U	P
Cobalt	5	U	5	U	5	U	5	U	0.33	U	P
Chromium	5	U	5	U	5	U	5	U	0.33	U	P
Copper	10	U	10	U	10	U	10	U	0.67	U	P
Iron	50	U	50	U	50	U	50	U	5.0	U	P
Mercury											
Potassium	100	U	100	U	100	U	100	U	5.0	U	P
Magnesium	50	U	50	U	50	U	50	U	5.0	U	P
Manganese	5	U	5	U	5	U	5	U	0.33	U	P
Sodium	100	U	100	U	100	U	100	U	5.0	U	P
Nickel	5	U	5	U	5	U	5	U	0.33	U	P
Lead	10	U	10	U	10	U	10	U	0.33	U	P
Antimony	50	U	50	U	50	U	50	U	3.3	U	P
Selenium	20	U	20	U	20	U	20	U	1.3	U	P
Thallium	20	U	20	U	20	U	20	U	3.0	U	P
Vanadium	5	U	5	U	5	U	5	U	0.33	U	P
Zinc	10	U	10	U	10	U	10	U	0.67	U	P

FORM III - IN

3
BLANKS

Lab Name: Phoenix Environmental Labs Client: NETC

Lab Code: Phoenix SDG No.: GCE67556

Preparation Blank Matrix (soil/water):

Preparation Blank Concentration Units (ug/L or mg/kg):

Instrument: ARCOS

Analyte	Initial Calib. Blank (ug/L)	C	Continuing Calibration Blank (ug/L) 11/30/2019 16:39 1	C	2	C	3	C	Prep Blank (ug/L)	C	M
Silver			5	U							P
Aluminum			50	U							P
Arsenic			10	U							P
Barium			10	U							P
Beryllium			4	U							P
Calcium			50	U							P
Cadmium			5	U							P
Cobalt			5	U							P
Chromium			5	U							P
Copper			10	U							P
Iron			50	U							P
Mercury											
Potassium			100	U							P
Magnesium			50	U							P
Manganese			5	U							P
Sodium			100	U							P
Nickel			5	U							P
Lead			10	U							P
Antimony			50	U							P
Selenium			20	U							P
Thallium			20	U							P
Vanadium			5	U							P
Zinc			10	U							P

FORM III - IN

3
BLANKS

Lab Name: Phoenix Environmental Labs Client: NETC

Lab Code: Phoenix SDG No.: GCE67556

Preparation Blank Matrix (soil/water): CE67556 (Soil)

Preparation Blank Concentration Units (ug/L or mg/kg): mg/kg

Instrument: MERLIN

Analyte	Initial Calib. Blank (ug/L) 11/26/2019 7:16	C	Continuing Calibration Blank (ug/L) 11/26/2019 8:21 1	C	11/26/2019 8:57 2	C	11/26/2019 9:30 3	C	Prep Blank (mg/kg)	C	M
Silver											
Aluminum											
Arsenic											
Barium											
Beryllium											
Calcium											
Cadmium											
Cobalt											
Chromium											
Copper											
Iron											
Mercury	0.18	U	0.18	U	0.18	U	0.18	U	0.02	U	AV
Potassium											
Magnesium											
Manganese											
Sodium											
Nickel											
Lead											
Antimony											
Selenium											
Thallium											
Vanadium											
Zinc											

FORM III - IN

4

ICP INTERFERENCE CHECK SAMPLE

Lab Name: Phoenix Environmental Labs Client: NETC

Lab Code: Phoenix SDG No.: GCE67556

Instrument: ARCOS ICS Source: Inorganic Ventures, Inc.

Concentration Units: mg/L

	True Value		Initial Found			Continuing Found		
			11/30/2019 14:00	11/30/2019 14:03		11/30/2019 17:25	11/30/2019 17:28	
Analyte	Sol. A	Sol. AB	Sol. A	Sol. AB	%R	Sol. A	Sol. AB	%R
Silver		0.3000	0.005U	0.301	100.3	0.005U	0.302	100.7
Aluminum	30.00	30.00	29.56	29.71	99.0	29.85	30.01	100.0
Arsenic		1.000	0.01U	1.05	105.0	0.01U	1.04	104.0
Barium		0.3000	0.005U	0.310	103.3	0.005U	0.311	103.7
Beryllium		0.1000	0.002U	0.102	102.0	0.002U	0.101	101.0
Calcium	150.0	150.0	152.2	153.3	102.2	154.9	152.6	101.7
Cadmium		0.3000	0.005U	0.304	101.3	0.005U	0.301	100.3
Cobalt		0.3000	0.007	0.313	104.3	0.007	0.312	104.0
Chromium		0.3000	0.005U	0.302	100.7	0.005U	0.302	100.7
Copper		0.3000	0.005U	0.320	106.7	0.005U	0.318	106.0
Iron	125.0	125.0	127.5	128.4	102.7	127.8	126.5	101.2
Mercury								
Potassium		20.00	0.039U	20.89	104.5	0.039U	21.55	107.8
Magnesium	75.00	75.00	75.23	75.66	100.9	75.71	75.59	100.8
Manganese		0.2000	0.005U	0.202	101.0	0.005U	0.201	100.5
Sodium	25.00	25.00	24.61	24.53	98.1	25.22	25.16	100.6
Nickel		0.3000	0.005U	0.305	101.7	0.005U	0.304	101.3
Lead		1.000	0.005	0.983	98.3	0.005U	0.979	97.9
Antimony		1.000	0.05U	1.04	104.0	0.05U	1.04	104.0
Selenium		0.5000	0.017U	0.533	106.6	0.017U	0.525	105.0
Thallium		1.000	0.02U	0.98	98.0	0.02U	0.98	98.0
Vanadium		0.3000	0.005U	0.301	100.3	0.005U	0.303	101.0
Zinc		0.3000	0.018	0.329	109.7	0.019	0.324	108.0

5A
SPIKE SAMPLE RECOVERY

Client Id: COMP-2

Lab Name: Phoenix Environmental Labs Client: NETC

Lab Code: Phoenix SDG No.: GCE67556

Lab Sample Id: CE67556 Sample Matrix: SOIL

Date Received: 11/25/2019 Percent Solids: 89

Batch Id: 507887

Concentration Units (mg/L or mg/kg dry weight): mg/kg

Analyte	Control Limit %R	Spiked Sample Result (SSR)	C	Sample Result (SR)	C	Spike Added (SA)	%R	Q	M
Silver									
Aluminum									
Arsenic									
Barium									
Beryllium									
Calcium									
Cadmium									
Cobalt									
Chromium									
Copper									
Iron									
Mercury	75-125	0.1572		0.03	U	0.1639	95.9		AV
Potassium									
Magnesium									
Manganese									
Sodium									
Nickel									
Lead									
Antimony									
Selenium									
Thallium									
Vanadium									
Zinc									

Comments:

FORM V - IN

5A
SPIKE SAMPLE RECOVERY

Client Id: COMP-2

Lab Name: Phoenix Environmental Labs
Client: NETC

Lab Code: Phoenix
SDG No.: GCE67556

Lab Sample Id: CE67556
Sample Matrix: SOIL

Date Received: 11/25/2019
Percent Solids: 89

Batch Id: 507862

Concentration Units (mg/L or mg/kg dry weight): mg/kg

Analyte	Control Limit %R	Spiked Sample Result (SSR)	C	Sample Result (SR)	C	Spike Added (SA)	%R	Q	M
Silver	75-125	37.39		<0.35	U	37.45	99.8		P
Aluminum	75-125	10460		6957		149.8	NC		P
Arsenic	75-125	291.8		2.572		299.6	97		P
Barium	75-125	197.6		32.33		149.8	112		P
Beryllium	75-125	150.1		0.3686		149.8	99.9		P
Calcium	75-125	2103		1204		149.8	NC		P
Cadmium	75-125	147.7		0.5285		149.8	98.1		P
Cobalt	75-125	155.6		5.238		149.8	100		P
Chromium	75-125	161.3		8.177		149.8	102		P
Copper	75-125	159.3		12.03		149.8	99.1		P
Iron	75-125	16440		14100		149.8	NC		P
Mercury									
Potassium	75-125	2598		797.2		749.1	240	N	P
Magnesium	75-125	3079		2179		149.8	NC		P
Manganese	75-125	414.7		295.5		149.8	79.6		P
Sodium	75-125	206.4		35.10		149.8	117		P
Nickel	75-125	159.0		10.36		149.8	99		P
Lead	75-125	293.0		4.389		299.6	96.1		P
Antimony	75-125	269.8		<3.5	U	299.6	90.1		P
Selenium	75-125	142.1		<1.4	U	149.8	94.9		P
Thallium	75-125	721.2		<1.4	U	749.1	96.3		P
Vanadium	75-125	167.2		14.93		149.8	102		P
Zinc	75-125	180.1		30.39		149.8	99.9		P

Comments:

FORM V - IN

5B
POST SPIKE SAMPLE RECOVERY

Client Id: COMP-2

Lab Name: Phoenix Environmental Labs Client: NETC

Lab Code: Phoenix SDG No.:

Lab Sample Id: CE67556 Sample Matrix: SOIL

Date Received: 11/25/2019 Percent Solids: 89

Batch Id: 507862

Concentration Units (mg/L or mg/kg dry weight): mg/kg

Analyte	Control Limit %R	Spiked Sample Result (SSR)	C	Sample Result (SR)	C	Spike Added (SA)	%R	Q	M
Silver									
Aluminum									
Arsenic									
Barium									
Beryllium									
Calcium									
Cadmium									
Cobalt									
Chromium									
Copper									
Iron									
Potassium	75-125	1470		797.2		693.6	97		P
Magnesium									
Manganese									
Sodium									
Nickel									
Lead									
Antimony									
Selenium									
Thallium									
Vanadium									
Zinc									

Comments:

FORM V - IN

6
DUPLICATES

Client Id

COMP-2

Lab Name: Phoenix Environmental Labs

Client: NETC

Lab Code: Phoenix

SDG No.: GCE67556

Lab Sample Id: CE67556

Sample Matrix: SOIL

Date Received: 11/25/2019

Percent Solids: 89

Batch Id: 507887

Concentration Units (mg/L or mg/kg dry weight): mg/kg

Analyte	Control Limit %	Sample (S)	C	Duplicate (D)	C	RPD*	Q	M
Silver								
Aluminum								
Arsenic								
Barium								
Beryllium								
Calcium								
Cadmium								
Cobalt								
Chromium								
Copper								
Iron								
Mercury	30	0.03	U	0.03	U	NC		AV
Potassium								
Magnesium								
Manganese								
Sodium								
Nickel								
Lead								
Antimony								
Selenium								
Thallium								
Vanadium								
Zinc								

* No criteria if either result is less than 5x the reporting level.

FORM VI - IN

6
DUPLICATES

Client Id

COMP-2

Lab Name: Phoenix Environmental Labs

Client: NETC

Lab Code: Phoenix

SDG No.: GCE67556

Lab Sample Id: CE67556

Sample Matrix: SOIL

Date Received: 11/25/2019

Percent Solids: 89

Batch Id: 507862

Concentration Units (mg/L or mg/kg dry weight): mg/kg

Analyte	Control Limit %	Sample (S)	C	Duplicate (D)	C	RPD*	Q	M
Silver	30	0.35	U	0.36	U	NC		P
Aluminum	30	6960		7070		1.6		P
Arsenic	30	2.57		1.97		NC		P
Barium	30	32.3		28.3		13.2		P
Beryllium	30	0.37		0.38		NC		P
Calcium	30	1200		1500		22.2		P
Cadmium	30	0.53		0.49		NC		P
Cobalt	30	5.24		4.73		10.2		P
Chromium	30	8.18		7.65		6.7		P
Copper	30	12.0		10.7		11.5		P
Iron	30	14100		12000		16.1		P
Mercury								
Potassium	30	797		735		8.1		P
Magnesium	30	2180		1940		11.7		P
Manganese	30	295		229		25.2		P
Sodium	30	35		34.0		2.9		P
Nickel	30	10.4		9.25		11.7		P
Lead	30	4.4		3.81		14.4		P
Antimony	30	3.5	U	3.6	U	NC		P
Selenium	30	1.4	U	1.5	U	NC		P
Thallium	30	1.4	U	3.3	U	NC		P
Vanadium	30	14.9		14.2		4.8		P
Zinc	30	30.4		26.4		14.1		P

* No criteria if either result is less than 5x the reporting level.

FORM VI - IN

LABORATORY CONTROL SAMPLE

Lab Name: Phoenix Environmental Labs Client: NETC

Lab Code: Phoenix SDG No.: GCE67556

Aqueous LCS Source: Environmental Express

QC Batch Id: 507887

QC Sample Id: CE67556

Analyte	Concentration Units (mg/L) True	Found	%R	Limits	
Silver					
Aluminum					
Arsenic					
Barium					
Beryllium					
Calcium					
Cadmium					
Cobalt					
Chromium					
Copper					
Iron					
Mercury	3.120	3.064	98.2	75	125
Potassium					
Magnesium					
Manganese					
Sodium					
Nickel					
Lead					
Antimony					
Selenium					
Thallium					
Vanadium					
Zinc					

FORM VII - IN

LABORATORY CONTROL SAMPLE

Lab Name: Phoenix Environmental Labs Client: NETC

Lab Code: Phoenix SDG No.: GCE67556

Aqueous LCS Source: Environmental Express

QC Batch Id: 507862

QC Sample Id: CE67556

Analyte	Concentration Units (mg/L) True	Found	%R	Limits	
Silver	27.20	28.00	103	70	130
Aluminum	7700	8128	106	80	120
Arsenic	125.0	132.6	106	80	120
Barium	589.0	516.1	87.6	80	120
Beryllium	155.0	153.1	98.8	80	120
Calcium	4720	4781	101	80	120
Cadmium	42.30	37.64	89.0	80	120
Cobalt	196.0	199.4	102	80	120
Chromium	58.30	63.05	108	80	120
Copper	78.00	77.70	99.6	80	120
Iron	15000	16420	109	80	120
Mercury					
Potassium	1970	2164	110	80	120
Magnesium	2240	2342	105	80	120
Manganese	310.0	309.8	99.9	80	120
Sodium	220.0	221.4	101	80	120
Nickel	333.0	333.0	100	80	120
Lead	111.0	110.5	99.5	80	120
Antimony	61.46	58.56	95.3	70	130
Selenium	251.0	254.3	101	80	120
Thallium	241.0	249.1	103	80	120
Vanadium	125.0	129.0	103	80	120
Zinc	351.0	355.1	101	80	120

FORM VII - IN

ICP SERIAL DILUTION

Client Id: COMP-2

Lab Name: Phoenix Environmental Labs

Client: NETC

Lab Code: Phoenix

SDG No.: GCE67556

Lab Sample Id: CE67556

Sample Matrix: SOIL

Date Received: 11/25/2019

Percent Solids: 89

Concentration Units (mg/L or mg/kg dry weight): mg/kg

Analyte	Initial Sample Result (I)	Q	Serial Dilution Result (S)	Q	% Differ-ence*	Q	M
Silver	0.35	U	1.73	U	NC		P
Aluminum							
Arsenic	2.57		3.47	U	NC		P
Barium	32.3		29.8		7.7		P
Beryllium	0.37		1.39	U	NC		P
Calcium	1200		1160		3.3		P
Cadmium	0.53		1.73	U	NC		P
Cobalt	5.24		5.03		NC		P
Chromium	8.18		7.78		NC		P
Copper	12		10.6		NC		P
Iron							
Potassium	797		748		6.1		P
Magnesium	2180		2100		3.7		P
Manganese							
Sodium	35		32.9	J	NC		P
Nickel	10.4		10.4		0.0		P
Lead	4.4		4.79		NC		P
Antimony	3.5	U	17.3	U	NC		P
Selenium	1.4	U	6.94	U	NC		P
Thallium	1.4	U	6.94	U	NC		P
Vanadium	14.9		14.2		4.7		P
Zinc	30.4		29.8		2.0		P

* No criteria (NC) if either result is less than 5x the reporting level.

FORM IX - IN

10
DETECTION LIMITS

Lab Name: Phoenix Environmental Labs Client: NETC

Lab Code: Phoenix SDG No.: GCE67556

Instrument: ARCOS Date: 03/16/17

Analyte	Wave-length (nm)	Back-ground	PQL (ug/L)	MDL (ug/L)	M
Silver	328.07		5.0	5.0	P
Aluminum	394.40		50	10	P
Arsenic	189.04		10	10	P
Barium	233.53		10	5.0	P
Beryllium	313.04		4.0	2.0	P
Calcium	317.93		50	46	P
Cadmium	214.43		5.0	5.0	P
Cobalt	228.62		5.0	5.0	P
Chromium	267.72		5.0	5.0	P
Copper	324.75		10	5.0	P
Iron	259.94		50	50	P
Potassium	766.49		100	39	P
Magnesium	279.08		50	50	P
Manganese	257.61		5.0	5.0	P
Sodium	589.59		100	43	P
Nickel	231.60		5.0	5.0	P
Lead	220.35		10	5.0	P
Antimony	206.83		50	50	P
Selenium	196.09		20	17	P
Thallium	190.86		20	20	P
Vanadium	292.46		5.0	5.0	P
Zinc	213.86		10	5.0	P

Comments:

FORM X - IN

10
DETECTION LIMITS

Lab Name: Phoenix Environmental Labs Client: NETC

Lab Code: Phoenix SDG No.: GCE67556

Instrument: MERLIN Date: 10/14/19

Analyte	Wave-length (nm)	Back-ground	PQL (ug/L)	MDL (ug/L)	M
Mercury	279.55		0.18	0.12	AV

Comments:

FORM X - IN

11A
ICP INTERELEMENT CORRECTION FACTORS (ANNUALLY)

Lab Name: Phoenix Environmental Labs Client: NETC

Lab Code: Phoenix SDG No.: GCE67556

Instrument: ARCOS

Analyte	Wave-length (nm)	Interelement Correction Factors for: Al	Ca	Cr	Fe	Mg	Mn	Na	Ti	V	Zn
Silver	328.07										
Aluminum	394.40										
Arsenic	189.04			Applied	Applied						
Barium	233.53			Applied		Applied			Applied		
Beryllium	313.04										
Calcium	317.93										
Cadmium	214.43	Applied									
Cobalt	228.62				Applied				Applied		
Chromium	267.72					Applied			Applied		
Copper	324.75					Applied					
Iron	259.94	Applied				Applied	Applied				
Potassium	766.49										
Magnesium	279.08										
Manganese	257.61			Applied							
Sodium	589.59										Applied
Nickel	231.60										
Lead	220.35										
Antimony	206.83			Applied							
Selenium	196.09										
Thallium	190.86	Applied									
Vanadium	292.46						Applied		Applied		
Zinc	213.86				Applied						

Comments:

FORM XI (PART 1) - IN

12
ICP LINEAR RANGES

Lab Name: Phoenix Environmental Labs Client: NETC

Lab Code: Phoenix SDG No.: GCE67556

Instrument: Arcos

Analyte	Wavelength (nm)	Concentration (ug/L)	M
Silver	328.07	500.0	P
Aluminum	394.40	30000.0	P
Arsenic	189.04	2000.0	P
Barium	233.53	2000.0	P
Beryllium	313.04	2000.0	P
Calcium	317.93	150000.0	P
Cadmium	214.43	2000.0	P
Cobalt	228.62	2000.0	P
Chromium	267.72	2000.0	P
Copper	324.75	2000.0	P
Iron	259.94	125000.0	P
Potassium	766.49	20000.0	P
Magnesium	279.08	75000.0	P
Manganese	257.61	2000.0	P
Sodium	589.59	50000.0	P
Nickel	231.60	2000.0	P
Lead	220.35	2000.0	P
Antimony	206.83	2000.0	P
Selenium	196.09	2000.0	P
Thallium	190.86	2000.0	P
Vanadium	292.46	2000.0	P
Zinc	213.86	2000.0	P

Comments:
A linear range study is performed per instrument. The concentrations above reflect the highest calibration point which is lower than the linear range concentration.

FORM XII - IN

13
PREPARATION LOG

Lab Name: Phoenix Environmental Labs Client: NETC

Lab Code: Phoenix SDG No.: GCE67556

Method: AV (Cold Vapor)

Batch Id: 507887

Lab Sample Id	Preparation Date	Weight (grams)	Volume (mL)
CE67556 BLK	11/26/19	0.68	40
CE67556 DUP	11/26/19	0.65	40
CE67556 LCS	11/26/19	0.60	40
CE67556 LCSD	11/26/19	0.65	40
CE67556 MS	11/26/19	0.61	40
CE67556 MSD	11/26/19	0.63	40
CE67556	11/26/19	0.62	40

13
PREPARATION LOG

Lab Name: Phoenix Environmental Labs Client: NETC

Lab Code: Phoenix SDG No.: GCE67556

Method: P (ICP)

Batch Id: 507862

Lab Sample Id	Preparation Date	Weight (grams)	Volume (mL)
CE67556 BLK	11/25/19	0.75	50
CE67556 DUP	11/25/19	0.77	50
CE67556 LCS	11/25/19	0.506	50
CE67556 LCSD	11/25/19	0.513	50
CE67556 MS	11/25/19	0.75	50
CE67556 MSD	11/25/19	0.78	50
CE67556	11/25/19	0.81	50

ANALYSIS RUN LOG

Lab Name: Phoenix Environmental Labs

Client: NETC

Lab Code: Phoenix

SDG: GCE67556

Instrument: ARCOS

Method: P (ICP)

Start Date: 11/30/19

End Date: 11/30/19

Lab Sample Id	Client Sample Id	D/F	Time	Analytes																							
				AG	AL	AS	BA	BE	CA	CD	CO	CR	CU	FE	HG	K	MG	MN	NA	NI	PB	SB	SE	TL	V	ZN		
ICV		1	08:03	X	X	X	X	X	X	X	X	X	X	X		X	X	X	X	X	X	X	X	X	X	X		
ICB		1	08:23	X	X	X	X	X	X	X	X	X	X	X		X	X	X	X	X	X	X	X	X	X	X		
I-CRDL		1	13:54	X	X	X	X	X	X	X	X	X	X	X		X	X	X	X	X	X	X	X	X	X	X		
I-ICSA		1	14:00	X	X	X	X	X	X	X	X	X	X	X		X	X	X	X	X	X	X	X	X	X	X		
I-ICSAB		1	14:03	X	X	X	X	X	X	X	X	X	X	X		X	X	X	X	X	X	X	X	X	X	X		
CCV		1	14:39	X	X	X	X	X	X	X	X	X	X	X		X	X	X	X	X	X	X	X	X	X	X		
CCB		1	14:42	X	X	X	X	X	X	X	X	X	X	X		X	X	X	X	X	X	X	X	X	X	X		
-		1	14:46																									
-		1	14:49																									
-		1	14:52																									
-		1	14:55																									
-		1	14:58																									
-		1	15:02																									
-		1	15:05																									
CE67556 - BLK	COMP-2 - BLK	1	15:08	X	X	X	X	X	X	X	X	X	X	X		X	X	X	X	X	X	X	X	X	X	X		
CE67556 - LCS	COMP-2 - LCS	10	15:11	X	X	X	X	X	X	X	X	X	X	X		X	X	X	X	X	X	X	X	X	X	X		
CE67556 - LCSD	COMP-2 - LCSD	10	15:15	X	X	X	X	X	X	X	X	X	X	X		X	X	X	X	X	X	X	X	X	X	X		
CCV		1	15:18	X	X	X	X	X	X	X	X	X	X	X		X	X	X	X	X	X	X	X	X	X	X		
CCB		1	15:21	X	X	X	X	X	X	X	X	X	X	X		X	X	X	X	X	X	X	X	X	X	X		
CE67556	COMP-2	10	15:24		X									X				X										
CE67556 - DUP	COMP-2 - DUP	10	15:28											X				X										
CE67556 - MS	COMP-2 - MS	10	15:31	X	X	X	X	X	X	X	X	X	X	X		X	X	X	X	X	X	X	X	X	X	X		
CE67556 - MSD	COMP-2 - MSD	10	15:34	X	X	X	X	X	X	X	X	X	X	X		X	X	X	X	X	X	X	X	X	X	X		
-		10	15:37																									
-		10	15:41																									
-		10	15:44																									
-		1	15:47																									
-		1	15:50																									
-		1	15:54																									
CCV		1	15:57	X	X	X	X	X	X	X	X	X	X	X		X	X	X	X	X	X	X	X	X	X	X		
CCB		1	16:00	X	X	X	X	X	X	X	X	X	X	X		X	X	X	X	X	X	X	X	X	X	X		
-		1	16:03																									
CE67556	COMP-2	1	16:07	X		X	X	X	X	X	X	X	X			X	X		X	X	X	X	X	X	X	X		
CE67556 - DUP	COMP-2 - DUP	1	16:10	X	X	X	X	X	X	X	X	X	X			X	X		X	X	X	X	X	X	X	X		
-		1	16:13																									
-		1	16:16																									
CE67556 - DIL	COMP-2 - DIL	5	16:20	X	X	X	X	X	X	X	X	X	X	X		X	X	X	X	X	X	X	X	X	X	X		
CE67556 - PS	COMP-2 - PS	1	16:23	X	X	X	X	X	X	X	X	X	X	X		X	X	X	X	X	X	X	X	X	X	X		

FORM XIV - IN - 1

ANALYSIS RUN LOG

Lab Name: Phoenix Environmental Labs

Client: NETC

Lab Code: Phoenix

SDG: GCE67556

Instrument: ARCOS

Method: P (ICP)

Start Date: 11/30/19

End Date: 11/30/19

Lab Sample Id	Client Sample Id	D/F	Time	Analytes																								
				AG	AL	AS	BA	BE	CA	CD	CO	CR	CU	FE	HG	K	MG	MN	NA	NI	PB	SB	SE	TL	V	ZN		
-		1	16:26																									
-		1	16:30																									
-		1	16:33																									
CCV		1	16:36	X	X	X	X	X	X	X	X	X	X	X		X	X	X	X	X	X	X	X	X	X	X		
CCB		1	16:39	X	X	X	X	X	X	X	X	X	X	X		X	X	X	X	X	X	X	X	X	X	X		
CRDL		1	17:22	X	X	X	X	X	X	X	X	X	X	X		X	X	X	X	X	X	X	X	X	X	X		
ICSA		1	17:25	X	X	X	X	X	X	X	X	X	X	X		X	X	X	X	X	X	X	X	X	X	X		
ICSAB		1	17:28	X	X	X	X	X	X	X	X	X	X	X		X	X	X	X	X	X	X	X	X	X	X		

FORM XIV - IN - 2

ANALYSIS RUN LOG

Lab Name: Phoenix Environmental Labs

Client: NETC

Lab Code: Phoenix

SDG: GCE67556

Instrument: MERLIN

Method: AV (Cold Vapor)

Start Date: 11/26/19

End Date: 11/26/19

Lab Sample Id	Client Sample Id	D/F	Time	Analytes																								
				AG	AL	AS	BA	BE	CA	CD	CO	CR	CU	FE	HG	K	MG	MN	NA	NI	PB	SB	SE	TL	V	ZN		
ICV			07:13												X													
ICB			07:16												X													
I-CRDL			07:19												X													
CCV			08:19												X													
CCB			08:21												X													
CE67556 - BLK	COMP-2 - BLK		08:24												X													
CE67556 - LCS	COMP-2 - LCS		08:26												X													
CE67556 - LCSD	COMP-2 - LCSD		08:29												X													
-			08:31																									
-			08:33																									
-			08:35																									
-			08:37																									
-			08:40																									
-			08:42																									
-			08:44																									
-			08:46																									
-			08:49																									
-			08:51																									
CCV			08:53												X													
CCB			08:57												X													
-			08:59																									
-			09:02																									
-			09:04																									
-			09:06																									
-			09:08																									
-			09:10																									
-			09:13																									
-			09:15																									
-			09:17																									
CE67556	COMP-2		09:19												X													
CE67556 - DUP	COMP-2 - DUP		09:21												X													
CE67556 - MS	COMP-2 - MS		09:24												X													
CE67556 - MSD	COMP-2 - MSD		09:26												X													
CCV			09:28												X													
CCB			09:30												X													

FORM XIV - IN - 3

HG Data Transfer Log

Analyst: RS

File: P:\avalon\dailycopy\results\2019\112619.txt

Calibration: (Linear Calculated Intercept) **Correlation Coefficient:** 0.999248 **Slope:** 40.34745 **Intercept:** 8.60171

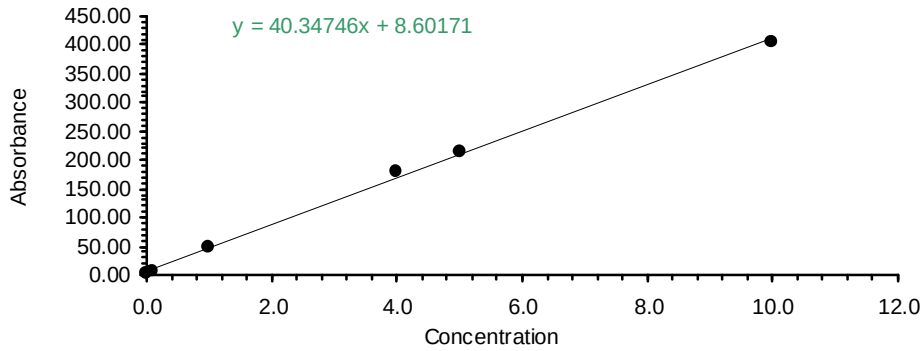

Id	Signal	Conc	Calc Conc
STD1	5.0477	0.0	-0.0881
STD2	7.3093	0.1	-0.0320
STD3	50.0405	1.0	1.0270
STD4	178.3929	4.0	4.2082
STD5	215.9488	5.0	5.1390
STD6	405.8550	10.0	9.8458

Sample Date	Sample	Type	Pk Height	Inst Factor	Raw Result	%Sol	Result	RL	Acode
11/26/19 6:59 AM	STD1	CAL	5.0477	----	0.0000				----------
11/26/19 7:02 AM	STD2	CAL	7.3093	----	0.1000				----------
11/26/19 7:04 AM	STD3	CAL	50.0405	----	1.0000				----------
11/26/19 7:06 AM	STD4	CAL	178.3929	----	4.0000				----------
11/26/19 7:08 AM	STD5	CAL	215.9488	----	5.0000				----------
11/26/19 7:10 AM	STD6	CAL	405.8550	----	10.0000				----------
11/26/19 7:13 AM	CCAL	NOTAG	176.3381	----	4.1573		104		----------
11/26/19 7:16 AM	BLANK	NOTAG	4.4595	----	-0.1027				----------
11/26/19 7:19 AM	CRA1	NOTAG	15.0902	----	0.1608				----------
11/26/19 7:21 AM	CE64889 BLK	HGWM	5.9488	1.2500	-0.0822		BRL	0.2	B_HG-WM
11/26/19 7:24 AM	CE64889 LCS	HGWM	88.0977	1.2500	2.4629		98.5		L_HG-WM
11/26/19 7:26 AM	CE64836	HGDW	6.5070	1.2500	-0.0649		BRL	0.2	HG-DW
11/26/19 7:28 AM	CE64889	HGDW	4.3674	1.2500	-0.1312		BRL	0.2	HG-DW
11/26/19 7:30 AM	CE64951	HGDW	6.0512	1.2500	-0.0790		BRL	0.2	HG-DW
11/26/19 7:32 AM	CE65353	HGDW	7.2409	1.2500	-0.0422		BRL	0.2	HG-DW
11/26/19 7:35 AM	CE65354	HGDW	4.4732	1.2500	-0.1279		BRL	0.2	HG-DW
11/26/19 7:37 AM	CE65534	HGDW	4.1860	1.2500	-0.1368		BRL	0.2	HG-DW
11/26/19 7:39 AM	CE65535	HGDW	4.5442	1.2500	-0.1257		BRL	0.2	HG-DW
11/26/19 7:41 AM	CE65565	HGDW	5.8093	1.2500	-0.0865		BRL	0.2	HG-DW
11/26/19 7:43 AM	CE65872	HGDW	9.7442	1.2500	0.0354		BRL	0.2	HG-DW
11/26/19 7:46 AM	CCAL	NOTAG	166.2143	----	3.9064		97.7		----------
11/26/19 7:48 AM	BLANK	NOTAG	2.7214	----	-0.1457				----------
11/26/19 7:50 AM	CE66307	HGDW	5.1512	1.2500	-0.1069		BRL	0.2	HG-DW
11/26/19 7:52 AM	CE65875 MS	HGDW	85.5136	1.2500	2.3828		95.3		R_HG-W
11/26/19 7:54 AM	CE65875	HGDW	2.3925	1.2500	-0.1924		BRL	0.2	HG-DW
11/26/19 7:57 AM	CE66152	HGDW	4.0381	1.2500	-0.1414		BRL	0.2	HG-DW
11/26/19 7:59 AM	CE66153	HGDW	4.8262	1.2500	-0.1170		BRL	0.2	HG-DW
11/26/19 8:01 AM	CE66154	HGDW	4.6452	1.2500	-0.1226		BRL	0.2	HG-DW
11/26/19 8:03 AM	CE66155	HGDW	5.8881	1.2500	-0.0841		BRL	0.2	HG-DW
11/26/19 8:06 AM	CE66680	HGDW	4.2093	1.2500	-0.1361		BRL	0.2	HG-DW
11/26/19 8:08 AM	CE66685	HGDW	3.0349	1.2500	-0.1725		BRL	0.2	HG-DW
11/26/19 8:10 AM	CE66688	HGDW	4.4705	1.2500	-0.1280		BRL	0.2	HG-DW
11/26/19 8:12 AM	CE66692	HGDW	2.4024	1.2500	-0.1921		BRL	0.2	HG-DW
11/26/19 8:14 AM	CE64889 DUP	HGWM	6.4333	1.2500	-0.0672		BRL	0.2	D_HG-W
11/26/19 8:17 AM	CE64889 MS	HGWM	85.5310	1.2500	2.3833		95.3		R_HG-W
11/26/19 8:19 AM	CCAL	NOTAG	160.0214	----	3.7529		93.8		----------
11/26/19 8:21 AM	BLANK	NOTAG	1.7381	----	-0.1701				----------
11/26/19 8:24 AM	CE67556 BLK (2X)	HGSM	5.8442	0.1176	-0.0080		BRL	0.02	B_HG-SM
11/26/19 8:26 AM	CE67556 LCS (10X)	HGSM	194.0595	0.6667	3.0643		98.2		L_HG-SM
11/26/19 8:29 AM	CE67556 LCSD (10X	HGSM	205.8395	0.6154	3.0083		96.4		L4HG-SM

Analyst: RS

File: P:\avalon\dailycopy\results\2019\112619.txt

Sample Date	Sample	Type	Pk Height	Inst Factor	Raw Result	%Sol	Result	RL	Acode
11/26/19 8:31 AM	CE66480 (2X)	HGSM	2.0818	0.1159	-0.0187	97	BRL	0.02	HG-SM
11/26/19 8:33 AM	CE66481 (2X)	HGSM	1.9524	0.1311	-0.0216	97	BRL	0.03	HG-SM
11/26/19 8:35 AM	CE67148 (2X)	HGSM	15.5095	0.1311	0.0225	88	BRL	0.03	HG-SM
11/26/19 8:37 AM	CE67149 (2X)	HGSM	5.1429	0.1290	-0.0111	92	BRL	0.03	HG-SM
11/26/19 8:40 AM	CE67150 (2X)	HGSM	5.7952	0.1311	-0.0091	90	BRL	0.03	HG-SM
11/26/19 8:42 AM	CE67224 (2X)	HGSM	14.7833	0.1250	0.0192	65	BRL	0.04	HG-SM
11/26/19 8:44 AM	CE67225 (2X)	HGSM	13.3238	0.1212	0.0142	58	BRL	0.04	HG-SM
11/26/19 8:46 AM	CE67226 (2X)	HGSM	11.9488	0.1250	0.0104	85	BRL	0.03	HG-SM
11/26/19 8:49 AM	CE67290 (2X)	HGSM	321.7767	0.1250	0.9702	82	1.18	0.03	HG-SM
11/26/19 8:51 AM	CE67291 (2X)	HGSM	27.7909	0.1231	0.0585	84	0.07	0.03	HG-SM
11/26/19 8:53 AM	CCAL	NOTAG	158.5163	----	3.7156		92.9		----------
11/26/19 8:57 AM	BLANK	NOTAG	2.1262	----	-0.1605				----------
11/26/19 8:59 AM	CE67315 (2X)	HGSM	93.6000	0.1290	0.2718	83	0.33	0.03	HG-SM
11/26/19 9:02 AM	CE67316 (2X)	HGSM	20.8455	0.1270	0.0385	82	0.05	0.03	HG-SM
11/26/19 9:04 AM	CE67495 (5X)	HGSM	244.6409	0.3125	1.8282	49	3.73	0.13	HG-SM
11/26/19 9:06 AM	CE67496 (5X)	HGSM	314.9732	0.2941	2.2333	67	3.33	0.09	HG-SM
11/26/19 9:08 AM	CE67505 (2X)	HGSM	3.5273	0.1311	-0.0165	86	BRL	0.03	HG-SM
11/26/19 9:10 AM	CE67506 (2X)	HGSM	1.3791	0.1212	-0.0217	85	BRL	0.03	HG-SM
11/26/19 9:13 AM	CE67507 (2X)	HGSM	3.9000	0.1333	-0.0155	85	BRL	0.03	HG-SM
11/26/19 9:15 AM	CE67508 (2X)	HGSM	3.6250	0.1333	-0.0164	86	BRL	0.03	HG-SM
11/26/19 9:17 AM	CE67509 (2X)	HGSM	2.6614	0.1311	-0.0193	85	BRL	0.03	HG-SM
11/26/19 9:19 AM	CE67556 (2X)	HGSM	7.8023	0.1290	-0.0026	89	BRL	0.03	HG-SM
11/26/19 9:21 AM	CE67556 DUP (2X)	HGSM	5.6682	0.1231	-0.0089	89	BRL	0.03	D_HG-SM
11/26/19 9:24 AM	CE67556 MS (2X)	HGSM	56.9558	0.1311	0.1572	89	95.9		R_HG-SM
11/26/19 9:26 AM	CE67556 MSD (2X)	HGSM	52.6488	0.1270	0.1386	89	87.3		RDHG-SM
11/26/19 9:28 AM	CCAL	NOTAG	156.3238	----	3.6613		91.5		----------
11/26/19 9:30 AM	BLANK	NOTAG	1.2548	----	-0.1821				----------
11/26/19 9:34 AM	CE67480 BLK (2X)	HGSM	1.5455	0.1270	-0.0222		BRL	0.03	B_HG-SM
11/26/19 9:36 AM	CE67480 LCS (10X)	HGSM	209.3814	0.6250	3.1102		99.7		L_HG-SM
11/26/19 9:39 AM	CE67480 LCSD (10X	HGSM	221.1318	0.5882	3.0985		99.3		L4HG-SM
11/26/19 9:41 AM	CE65912 (2X)	HGSM	4.7558	0.1194	-0.0114	80	BRL	0.03	HG-SM
11/26/19 9:43 AM	CE67292 (5X)	HGSM	17.3698	0.3279	0.0713	62	0.11	0.11	HG-SM
11/26/19 9:45 AM	CE67468 (2X)	HGSM	4.1721	0.1333	-0.0146	90	BRL	0.03	HG-SM
11/26/19 9:48 AM	CE67470 (2X)	HGSM	6.6951	0.1231	-0.0058	91	BRL	0.03	HG-SM
11/26/19 9:50 AM	CE67472 (2X)	HGSM	4.3954	0.1212	-0.0126	88	BRL	0.03	HG-SM
11/26/19 9:52 AM	CE67474 (2X)	HGSM	13.9209	0.1290	0.0170	91	BRL	0.03	HG-SM
11/26/19 9:54 AM	CE67476 (2X)	HGSM	8.1442	0.1176	-0.0013	94	BRL	0.03	HG-SM
11/26/19 9:56 AM	CE67478 (2X)	HGSM	14.8744	0.1231	0.0191	92	BRL	0.03	HG-SM
11/26/19 9:59 AM	CE67480 (2X)	HGSM	24.0837	0.1194	0.0458	93	0.05	0.03	HG-SM
11/26/19 10:01 AM	CE67482 (2X)	HGSM	25.4786	0.1311	0.0549	93	0.06	0.03	HG-SM
11/26/19 10:03 AM	CCAL	NOTAG	158.2634	----	3.7093		92.7		----------
11/26/19 10:05 AM	BLANK	NOTAG	0.9439	----	-0.1898				----------
11/26/19 10:08 AM	CE67484 (2X)	HGSM	3.7225	0.1212	-0.0147	89	BRL	0.03	HG-SM
11/26/19 10:10 AM	CE67486 (2X)	HGSM	4.4071	0.1250	-0.0130	91	BRL	0.03	HG-SM
11/26/19 10:12 AM	CE67510 (5X)	HGSM	5.0881	0.3077	-0.0268	81	BRL	0.08	HG-SM
11/26/19 10:14 AM	CE67511 (5X)	HGSM	3.6488	0.3175	-0.0390	84	BRL	0.08	HG-SM
11/26/19 10:16 AM	CE67512 (5X)	HGSM	5.8909	0.3125	-0.0210	82	BRL	0.08	HG-SM
11/26/19 10:19 AM	CE67513 (5X)	HGSM	2.5227	0.2985	-0.0450	84	BRL	0.07	HG-SM
11/26/19 10:21 AM	CE67514 (5X)	HGSM	4.0244	0.3077	-0.0349	82	BRL	0.08	HG-SM
11/26/19 10:23 AM	CE67520 (5X)	HGSM	5.3605	0.3226	-0.0259	87	BRL	0.07	HG-SM
11/26/19 10:25 AM	CE67521 (5X)	HGSM	1.9302	0.3077	-0.0509	88	BRL	0.07	HG-SM
11/26/19 10:27 AM	CE67522 (5X)	HGSM	5.4605	0.2985	-0.0232	86	BRL	0.07	HG-SM
11/26/19 10:30 AM	CE67523 (5X)	HGSM	2.5140	0.3226	-0.0487	86	BRL	0.08	HG-SM

Analyst: RS

File: P:\avalon\dailycopy\results\2019\112619.txt

Sample Date	Sample	Type	Pk Height	Inst Factor	Raw Result	%Sol	Result	RL	Acode
11/26/19 10:32 AM	CE67480 DUP (2X)	HGSM	10.8116	0.1212	0.0066	93	BRL	0.03	D_HG-SM
11/26/19 10:34 AM	CE67480 MS (2X)	HGSM	59.6114	0.1250	0.1580	93	71.8		R_HG-SM
11/26/19 10:36 AM	CE67480 MSD (2X)	HGSM	59.1750	0.1270	0.1592	93	71.4		RDHG-SM
11/26/19 10:39 AM	CCAL	NOTAG	159.7095	----	3.7452		93.6		----------
11/26/19 10:41 AM	BLANK	NOTAG	2.4357	----	-0.1528				----------
11/26/19 10:44 AM	CE65248 BLK (2X)	HGSM	4.2744	0.1231	-0.0132		BRL	0.03	B_HG-SM
11/26/19 10:46 AM	CE65248 LCS (10X)	HGSM	218.2488	0.5882	3.0565		98.0		L_HG-SM
11/26/19 10:48 AM	CE65248 LCSD (10X	HGSM	240.0721	0.5797	3.3258		107		L4HG-SM
11/26/19 10:50 AM	CE64365 (5X)	HGSL	22.6233	0.3030	0.1053	29.9	0.35	0.20	HG-SL
11/26/19 10:53 AM	CE64658	HGOSM	2.2256	0.9302	-0.1470		BRL	0.19	HG-OSM
11/26/19 10:55 AM	CE64659	HGOSM	4.2023	0.6452	-0.0703		BRL	0.13	HG-OSM
11/26/19 10:57 AM	CE64660	HGOSM	3.4432	0.6250	-0.0799		BRL	0.13	HG-OSM
11/26/19 10:59 AM	CE64662 (10X)	HGSL	5.0048	0.5797	-0.0517	94.1	BRL	0.12	HG-SL
11/26/19 11:02 AM	CE64664	HGOSM	2.7310	0.5797	-0.0844		BRL	0.12	HG-OSM
11/26/19 11:04 AM	CE64667	HGOSM	1.9167	0.6667	-0.1105		BRL	0.13	HG-OSM
11/26/19 11:06 AM	CE65132 (2X)	HGSM	13.7238	0.1159	0.0147	95	BRL	0.02	HG-SM
11/26/19 11:08 AM	CE65215 (2X)	HGSM	4.7837	0.1290	-0.0122	94	BRL	0.03	HG-SM
11/26/19 11:10 AM	CE65239 (2X)	HGSM	45.6256	0.1212	0.1112	77	0.14	0.03	HG-SM
11/26/19 11:13 AM	CCAL	NOTAG	179.4683	----	4.2349		106		----------
11/26/19 11:15 AM	BLANK	NOTAG	1.5415	----	-0.1750				----------
11/26/19 11:17 AM	CE65240 (2X)	HGSM	14.6500	0.1159	0.0174	88	BRL	0.03	HG-SM
11/26/19 11:19 AM	CE65241 (2X)	HGSM	13.9829	0.1290	0.0172	84	BRL	0.03	HG-SM
11/26/19 11:22 AM	CE65242 (2X)	HGSM	7.5220	0.1159	-0.0031	91	BRL	0.03	HG-SM
11/26/19 11:24 AM	CE65248 (2X)	HGSM	4.9146	0.1194	-0.0109	94	BRL	0.03	HG-SM
11/26/19 11:26 AM	CE65249 (2X)	HGSM	3.6286	0.1333	-0.0164	98	BRL	0.03	HG-SM
11/26/19 11:28 AM	CE65250 (2X)	HGSM	4.5024	0.1270	-0.0129	98	BRL	0.03	HG-SM
11/26/19 11:30 AM	CE65286 (5X)	HGSM	3.1884	0.2941	-0.0395	80	BRL	0.07	HG-SM
11/26/19 11:33 AM	CE65510 (5X)	HGSM	52.6233	0.3279	0.3577	92	0.39	0.07	HG-SM
11/26/19 11:35 AM	CE65511 (5X)	HGSM	36.2651	0.3030	0.2078	79	0.26	0.08	HG-SM
11/26/19 11:37 AM	CE65614 (5X)	HGSM	7.7386	0.2941	-0.0063	84	BRL	0.07	HG-SM
11/26/19 11:39 AM	CE65248 DUP (2X)	HGSM	4.4273	0.1194	-0.0124	94	BRL	0.03	D_HG-SM
11/26/19 11:41 AM	CE65248 MS (2X)	HGSM	58.5475	0.1159	0.1435	94	99.0		R_HG-SM
11/26/19 11:44 AM	CE65248 MSD (2X)	HGSM	55.9300	0.1333	0.1564	94	93.8		RDHG-SM
11/26/19 11:46 AM	CCAL	NOTAG	163.7048	----	3.8442		96.1		----------
11/26/19 11:48 AM	BLANK	NOTAG	2.0976	----	-0.1612				----------
11/26/19 11:52 AM	CE66491 BLK	DISHG	3.1000	1.2500	-0.1704		BRL	0.2	B_D-HG
11/26/19 11:54 AM	CE66491 LCS	DISHG	88.3432	1.2500	2.4705		98.8		L_D-HG
11/26/19 11:56 AM	CE66224	DISHG	1.3744	1.2500	-0.2239		BRL	0.2	D-HG
11/26/19 11:58 AM	CE66225	DISHG	3.1884	1.2500	-0.1677		BRL	0.2	D-HG
11/26/19 12:00 PM	CE66227	DISHG	4.6977	1.2500	-0.1209		BRL	0.2	D-HG
11/26/19 12:03 PM	CE66491	DISHG	1.9386	1.2500	-0.2064		BRL	0.2	D-HG
11/26/19 12:05 PM	CE66492	DISHG	5.2136	1.2500	-0.1050		BRL	0.2	D-HG
11/26/19 12:07 PM	CE66493	DISHG	3.5114	1.2500	-0.1577		BRL	0.2	D-HG
11/26/19 12:09 PM	CE66494	DISHG	3.1023	1.2500	-0.1704		BRL	0.2	D-HG
11/26/19 12:12 PM	CE66495	DISHG	1.5326	1.2500	-0.2190		BRL	0.2	D-HG
11/26/19 12:14 PM	CE66496	DISHG	6.9628	1.2500	-0.0508		BRL	0.2	D-HG
11/26/19 12:16 PM	CE66497	DISHG	1.1093	1.2500	-0.2321		BRL	0.2	D-HG
11/26/19 12:18 PM	CCAL	NOTAG	170.5143	----	4.0130		100		----------
11/26/19 12:20 PM	BLANK	NOTAG	3.3119	----	-0.1311				----------
11/26/19 12:23 PM	CE66498	DISHG	3.5186	1.2500	-0.1575		BRL	0.2	D-HG
11/26/19 12:25 PM	CE66499	DISHG	2.2523	1.2500	-0.1967		BRL	0.2	D-HG
11/26/19 12:27 PM	CE66500	DISHG	3.2023	1.2500	-0.1673		BRL	0.2	D-HG
11/26/19 12:29 PM	CE66501	DISHG	4.2558	1.2500	-0.1346		BRL	0.2	D-HG

HG Data Transfer Log

Analyst: RS

File: P:\avalon\dailycopy\results\2019\112619.txt

Sample Date	Sample	Type	Pk Height	Inst Factor	Raw Result	%Sol	Result	RL	Acode
11/26/19 12:31 PM	CE66502	DISHG	4.4220	1.2500	-0.1295		BRL	0.2	D-HG
11/26/19 12:34 PM	CE66503	DISHG	3.8762	1.2500	-0.1464		BRL	0.2	D-HG
11/26/19 12:36 PM	CE66762	DISHG	2.0714	1.2500	-0.2023		BRL	0.2	D-HG
11/26/19 12:38 PM	CE66763	DISHG	2.9619	1.2500	-0.1747		BRL	0.2	D-HG
11/26/19 12:40 PM	CE66764	DISHG	3.6476	1.2500	-0.1535		BRL	0.2	D-HG
11/26/19 12:43 PM	CE66765	DISHG	2.8163	1.2500	-0.1792		BRL	0.2	D-HG
11/26/19 12:45 PM	CE66491 DUP	DISHG	2.3442	1.2500	-0.1939		BRL	0.3	D_D-HG
11/26/19 12:47 PM	CE66491 MS	DISHG	88.5951	1.2500	2.4783		99.1		R_D-HG
11/26/19 12:49 PM	CCAL	NOTAG	177.9714	----	4.1978		105		----------
11/26/19 12:51 PM	BLANK	NOTAG	1.4119	----	-0.1782				----------
11/26/19 12:55 PM	CE66937 BLK	HGWM	3.2140	1.2500	-0.1669		BRL	0.2	B_HG-WM
11/26/19 12:57 PM	CE66937 LCS	HGWM	86.4628	1.2500	2.4122		96.5		L_HG-WM
11/26/19 12:59 PM	CE66936	HGWM	3.7860	1.2500	-0.1492		BRL	0.2	HG-WM
11/26/19 1:01 PM	CE66937	HGWM	1.6767	1.2500	-0.2145		BRL	0.2	HG-WM
11/26/19 1:03 PM	CE66938	HGWM	4.8205	1.2500	-0.1171		BRL	0.2	HG-WM
11/26/19 1:06 PM	CE66939	HGWM	5.0805	1.2500	-0.1091		BRL	0.2	HG-WM
11/26/19 1:08 PM	CE66940	HGWM	2.0930	1.2500	-0.2016		BRL	0.2	HG-WM
11/26/19 1:10 PM	CE66941	HGWM	4.7140	1.2500	-0.1204		BRL	0.2	HG-WM
11/26/19 1:12 PM	CE66942	HGWM	4.6860	1.2500	-0.1213		BRL	0.2	HG-WM
11/26/19 1:15 PM	CE66943	HGWM	3.7023	1.2500	-0.1518		BRL	0.2	HG-WM
11/26/19 1:17 PM	CCAL	NOTAG	167.2452	----	3.9319		98.3		----------
11/26/19 1:19 PM	BLANK	NOTAG	1.6071	----	-0.1734				----------
11/26/19 1:21 PM	CE67190	HGWM	4.4698	1.2500	-0.1280		BRL	0.2	HG-WM
11/26/19 1:23 PM	CE64661	HGWM	3.8000	12.5000	-1.4876		BRL	2	HG-WM
11/26/19 1:26 PM	CE64666	HGWM	2.8512	12.5000	-1.7816		BRL	2	HG-WM
11/26/19 1:28 PM	CE65848	HGWM	3.1512	1.2500	-0.1689		BRL	0.2	HG-WM
11/26/19 1:30 PM	CE65849	HGWM	1.5070	1.2500	-0.2198		BRL	0.2	HG-WM
11/26/19 1:32 PM	CE65850	HGWM	2.9000	1.2500	-0.1766		BRL	0.2	HG-WM
11/26/19 1:34 PM	CE65851	HGWM	2.5667	1.2500	-0.1870		BRL	0.2	HG-WM
11/26/19 1:37 PM	CE67582	HGWM	2.6048	1.2500	-0.1858		BRL	0.2	HG-WM
11/26/19 1:39 PM	CE67185	HGWM	2.8209	1.2500	-0.1791		BRL	0.2	HG-WM
11/26/19 1:41 PM	CE67186	HGWM	3.7256	1.2500	-0.1511		BRL	0.2	HG-WM
11/26/19 1:43 PM	CCAL	NOTAG	166.7905	----	3.9207		98.0		----------
11/26/19 1:46 PM	BLANK	NOTAG	2.0238	----	-0.1630				----------
11/26/19 1:48 PM	CE67187	HGWM	4.1357	1.2500	-0.1384		BRL	0.2	HG-WM
11/26/19 1:50 PM	CE67188	HGWM	4.3286	1.2500	-0.1324		BRL	0.2	HG-WM
11/26/19 1:52 PM	CE65812	HGWM	587.5881	125000.0000	###########		1790000	20000	HG-WM
11/26/19 1:55 PM	CE65812	HGWM	66.5605	250000.0000	###########		1800000	200000	HG-WM
11/26/19 1:57 PM	CE66937 DUP	HGWM	2.9977	1.2500	-0.1736		BRL	0.2	D_HG-W
11/26/19 1:59 PM	CE66937 MS	HGWM	84.3674	1.2500	2.3473		93.9		R_HG-W
11/26/19 2:02 PM	CCAL	NOTAG	165.6381	----	3.8921		97.3		----------
11/26/19 2:04 PM	BLANK	NOTAG	1.1310	----	-0.1852				----------
11/26/19 2:08 PM	CE65615 BLK (2X)	HGSM	1.9512	0.1212	-0.0200		BRL	0.02	B_HG-SM
11/26/19 2:10 PM	CE65615 LCS (10X)	HGSM	213.5704	0.6250	3.1751		102		L_HG-SM
11/26/19 2:12 PM	CE65615 LCSD (10X	HGSM	188.1595	0.6154	2.7386		87.8		L4HG-SM
11/26/19 2:14 PM	CE65615 (2X)	HGSM	12.4333	0.1212	0.0115	80	BRL	0.03	HG-SM
11/26/19 2:17 PM	CE65616 (2X)	HGSM	9.6929	0.1250	0.0034	94	BRL	0.03	HG-SM
11/26/19 2:19 PM	CE65617 (2X)	HGSM	9.8881	0.1290	0.0041	82	BRL	0.03	HG-SM
11/26/19 2:21 PM	CE65618 (2X)	HGSM	19.0262	0.1290	0.0333	82	0.04	0.03	HG-SM
11/26/19 2:23 PM	CE65619 (2X)	HGSM	7.5548	0.1212	-0.0031	87	BRL	0.03	HG-SM
11/26/19 2:25 PM	CE65620 (2X)	HGSM	4.9093	0.1212	-0.0111	90	BRL	0.03	HG-SM
11/26/19 2:28 PM	CE65621 (2X)	HGSM	15.3182	0.1231	0.0205	89	BRL	0.03	HG-SM
11/26/19 2:30 PM	CE65622 (2X)	HGSM	10.3325	0.1194	0.0051	86	BRL	0.03	HG-SM

Analyst: RS

File: P:\avalon\dailycopy\results\2019\112619.txt

Sample Date	Sample	Type	Pk Height	Inst Factor	Raw Result	%Sol	Result	RL	Acode
11/26/19 2:32 PM	CE65742 (2X)	HGSM	8.3425	0.1231	-0.0008	91	BRL	0.03	HG-SM
11/26/19 2:34 PM	CE65743 (2X)	HGSM	11.1300	0.1231	0.0077	88	BRL	0.03	HG-SM
11/26/19 2:36 PM	CCAL	NOTAG	161.6146	----	3.7924		94.8		----------
11/26/19 2:39 PM	BLANK	NOTAG	1.7537	----	-0.1697				----------
11/26/19 2:41 PM	CE65744 (2X)	HGSM	18.5140	0.1250	0.0307	89	0.04	0.03	HG-SM
11/26/19 2:43 PM	CE65745 (2X)	HGSM	10.0535	0.1333	0.0048	88	BRL	0.03	HG-SM
11/26/19 2:45 PM	CE65746 (2X)	HGSM	6.4605	0.1270	-0.0067	88	BRL	0.03	HG-SM
11/26/19 2:47 PM	CE65747 (2X)	HGSM	8.0357	0.1159	-0.0016	89	BRL	0.03	HG-SM
11/26/19 2:50 PM	CE65748 (2X)	HGSM	7.9364	0.1311	-0.0022	91	BRL	0.03	HG-SM
11/26/19 2:52 PM	CE65749 (2X)	HGSM	12.7159	0.1194	0.0122	89	BRL	0.03	HG-SM
11/26/19 2:54 PM	CE65750 (2X)	HGSM	32.6159	0.1194	0.0711	87	0.08	0.03	HG-SM
11/26/19 2:56 PM	CE65805 (5X)	HGSM	5.1955	0.2899	-0.0245	87	BRL	0.07	HG-SM
11/26/19 2:59 PM	CE65913 (2X)	HGSM	5.1068	0.1231	-0.0107	80	BRL	0.03	HG-SM
11/26/19 3:01 PM	CE67524 (5X)	HGSM	3.3068	0.2941	-0.0386	89	BRL	0.07	HG-SM
11/26/19 3:03 PM	CE65615 DUP (2X)	HGSM	14.7209	0.1194	0.0181	80	BRL	0.03	D_HG-SM
11/26/19 3:05 PM	CE65615 MS (2X)	HGSM	64.2140	0.1290	0.1778	80	103		R_HG-SM
11/26/19 3:07 PM	CE65615 MSD (2X)	HGSM	65.3093	0.1333	0.1874	80	106		RDHG-SM
11/26/19 3:10 PM	CCAL	NOTAG	167.1279	----	3.9290		98.2		----------
11/26/19 3:12 PM	BLANK	NOTAG	1.9691	----	-0.1644				----------
11/26/19 3:15 PM	CE67472 BLK	HGWM	3.5465	1.2500	-0.1566		BRL	0.2	B_HG-WM
11/26/19 3:18 PM	CE67472 LCS	HGWM	89.3070	1.2500	2.5003		100		L_HG-WM
11/26/19 3:20 PM	CE67291	TCLP	2.9395	1.2500	-0.1754		BRL	0.2	TCLPHG
11/26/19 3:22 PM	CE67472	TCLP	3.6395	1.2500	-0.1537		BRL	0.2	TCLPHG
11/26/19 3:24 PM	CE67474	TCLP	1.5171	1.2500	-0.2195		BRL	0.2	TCLPHG
11/26/19 3:26 PM	CE67476	TCLP	1.3349	1.2500	-0.2251		BRL	0.2	TCLPHG
11/26/19 3:29 PM	CE67478	TCLP	2.8721	1.2500	-0.1775		BRL	0.2	TCLPHG
11/26/19 3:31 PM	CE67480	TCLP	1.5140	1.2500	-0.2196		BRL	0.2	TCLPHG
11/26/19 3:33 PM	CE67482	TCLP	2.0093	1.2500	-0.2042		BRL	0.2	TCLPHG
11/26/19 3:35 PM	CE67484	TCLP	4.6279	1.2500	-0.1231		BRL	0.2	TCLPHG
11/26/19 3:38 PM	CCAL	NOTAG	156.2429	----	3.6592		91.5		----------
11/26/19 3:40 PM	BLANK	NOTAG	1.5122	----	-0.1757				----------
11/26/19 3:42 PM	CE67486	TCLP	1.3286	1.2500	-0.2253		BRL	0.2	TCLPHG
11/26/19 3:44 PM	CE66947	TCLP	2.2659	1.2500	-0.1963		BRL	0.2	TCLPHG
11/26/19 3:46 PM	CE66948	TCLP	4.3143	1.2500	-0.1328		BRL	0.2	TCLPHG
11/26/19 3:49 PM	CE67148	SPLP	3.7119	1.2500	-0.1515		BRL	0.5	SPLPHG
11/26/19 3:51 PM	CE67149	SPLP	5.4286	1.2500	-0.0983		BRL	0.5	SPLPHG
11/26/19 3:53 PM	CE67150	SPLP	3.9190	1.2500	-0.1451		BRL	0.5	SPLPHG
11/26/19 3:55 PM	CE67315	TCLP	0.9605	1.2500	-0.2367		BRL	0.2	TCLPHG
11/26/19 3:58 PM	CE67316	TCLP	5.0775	1.2500	-0.1092		BRL	0.2	TCLPHG
11/26/19 4:00 PM	CE67468	TCLP	5.8857	1.2500	-0.0841		BRL	0.2	TCLPHG
11/26/19 4:02 PM	CE67470	TCLP	7.2262	1.2500	-0.0426		BRL	0.2	TCLPHG
11/26/19 4:04 PM	CCAL	NOTAG	159.4381	----	3.7384		93.5		----------
11/26/19 4:06 PM	BLANK	NOTAG	0.8524	----	-0.1921				----------
11/26/19 4:09 PM	CE67495	TCLP	6.5186	1.2500	-0.0645		BRL	0.2	TCLPHG
11/26/19 4:11 PM	CE67496	TCLP	5.3512	1.2500	-0.1007		BRL	0.2	TCLPHG
11/26/19 4:13 PM	CE66969	HGWM	299.2395	6.2500	45.0211		45.0	0.9	HG-WM
11/26/19 4:15 PM	CE67472 DUP	HGWM	1.8372	1.2500	-0.2096		BRL	0.2	D_HG-W
11/26/19 4:17 PM	CE67472 MS	HGWM	80.7295	1.2500	2.2346		89.4		R_HG-W
11/26/19 4:20 PM	CCAL	NOTAG	166.9488	----	3.9246		98.1		----------
11/26/19 4:22 PM	BLANK	NOTAG	2.2317	----	-0.1579				----------
11/26/19 4:25 PM	CE67045 BLK	HGWM	6.0143	1.2500	-0.0802		BRL	0.2	B_HG-WM
11/26/19 4:27 PM	CE67045 LCS	HGWM	84.4244	1.2500	2.3491		94.0		L_HG-WM
11/26/19 4:29 PM	CE61804	TCLP	4.7071	1.2500	-0.1207		BRL	0.2	TCLPHG

HG Data Transfer Log

Analyst: RS

File: P:\avalon\dailycopy\results\2019\112619.txt

Sample Date	Sample	Type	Pk Height	Inst Factor	Raw Result	%Sol	Result	RL	Acode
11/26/19 4:32 PM	CE66480	TCLP	6.1381	1.2500	-0.0763		BRL	0.2	TCLPHG
11/26/19 4:34 PM	CE66481	TCLP	2.7095	1.2500	-0.1825		BRL	0.2	TCLPHG
11/26/19 4:36 PM	CE67290	TCLP	3.5905	1.2500	-0.1553		BRL	0.2	TCLPHG
11/26/19 4:38 PM	CE66396	HGWM	1.9643	1.2500	-0.2056		BRL	0.2	HG-WM
11/26/19 4:41 PM	CE66484	HGWM	3.1268	1.2500	-0.1696		BRL	0.2	HG-WM
11/26/19 4:43 PM	CE66485	HGWM	4.1098	1.2500	-0.1392		BRL	0.2	HG-WM
11/26/19 4:45 PM	CE66486	HGWM	2.0195	1.2500	-0.2039		BRL	0.2	HG-WM
11/26/19 4:47 PM	CE66487	HGWM	2.0049	1.2500	-0.2044		BRL	0.2	HG-WM
11/26/19 4:49 PM	CE66488	HGWM	3.2780	1.2500	-0.1649		BRL	0.2	HG-WM
11/26/19 4:52 PM	CCAL	NOTAG	162.7805	----	3.8213		95.5		----------
11/26/19 4:54 PM	BLANK	NOTAG	1.2390	----	-0.1825				----------
11/26/19 4:56 PM	CE67045	SPLP	5.0146	1.2500	-0.1111		BRL	0.5	SPLPHG
11/26/19 4:58 PM	CE67095	TCLP	3.5119	1.2500	-0.1577		BRL	0.2	TCLPHG
11/26/19 5:00 PM	CE67131	HGWM	5.4286	1.2500	-0.0983		BRL	0.2	HG-WM
11/26/19 5:03 PM	CE67172	TCLP	1.8000	1.2500	-0.2107		BRL	0.2	TCLPHG
11/26/19 5:05 PM	CE67182	HGWM	4.1167	1.2500	-0.1390		BRL	0.2	HG-WM
11/26/19 5:07 PM	CE67183	HGWM	6.2381	1.2500	-0.0732		BRL	0.2	HG-WM
11/26/19 5:09 PM	CE67184	HGWM	3.5571	1.2500	-0.1563		BRL	0.2	HG-WM
11/26/19 5:11 PM	CE67488	TCLP	2.1023	1.2500	-0.2014		BRL	0.2	TCLPHG
11/26/19 5:14 PM	CE67489	TCLP	3.4930	1.2500	-0.1583		-0.158272		?????
11/26/19 5:16 PM	CE67490	TCLP	4.3595	1.2500	-0.1314		-0.131427		?????
11/26/19 5:18 PM	CE67045 DUP	HGWM	6.0452	1.2500	-0.0792		BRL	0.2	D_HG-W
11/26/19 5:20 PM	CE67045 MS	HGWM	73.4837	1.2500	2.0101		80.4		R_HG-W
11/26/19 5:23 PM	CCAL	NOTAG	159.6512	----	3.7437		93.6		----------
11/26/19 5:25 PM	BLANK	NOTAG	2.6634	----	-0.1472				----------

Phoenix Environmental Laboratories | ICP Data | Instrument: ARCOS

Print Date: 12/4/2019 10:55:25 AM | **GCE67556 - Soil** | Method Name: Arcos 09

Lab Id: **ICV** | Measure Date: **11/30/2019 8:03:10 AM**

Client Id:

Matrix	Weight	Volume	Pct Solid	Dilution	Factor	Units
	1	1	100	1	1.000	ppm

	Ag	Al	As	B	Ba	Be	Ca
Conc Mean	0.2519	0.9897	1.012	0.9967	1.012	1.009	1.000
Std Dev	0.0014	0.0100	0.0083	0.0071	0.0044	0.0125	0.0033
RSD %	0.6	1.0	0.8	0.7	0.4	1.2	0.3

	Cd	Co	Cr	Cu	Fe	K	Mg
Conc Mean	0.9996	1.006	1.005	0.9986	0.9967	5.060	1.005
Std Dev	0.0080	0.0062	0.0083	0.0059	0.0064	0.0256	0.0094
RSD %	0.8	0.6	0.8	0.6	0.6	0.5	0.9

	Mn	Mo	Na	Ni	Pb	S	Sb
Conc Mean	1.014	1.000	5.045	1.011	1.004	1.008	1.013
Std Dev	0.0052	0.0071	0.0612	0.0096	0.0171	0.0096	0.0128
RSD %	0.5	0.7	1.2	0.9	1.7	1.0	1.3

	Se	Sn	Ti	Tl	U	V	W
Conc Mean	1.040	0.9933	1.007	0.9935		1.012	0.2558
Std Dev	0.0044	0.0048	0.0070	0.0131		0.0086	0.0026
RSD %	0.4	0.5	0.7	1.3		0.9	1.0

	Zn
Conc Mean	0.9887
Std Dev	0.0087
RSD %	0.9

Lab Id: **ICB** Measure Date: **11/30/2019 8:23:35 AM**

Client Id:

Matrix	Weight	Volume	Pct Solid	Dilution	Factor	Units
	1	1	100	1	1.000	ppm

	Ag	Al	As	B	Ba	Be	Ca
Conc Mean	0.0000	# 0.0004	-0.0001	0.0016	0.0000	0.0000	0.0002
Std Dev	0.0001	0.0003	0.0014	0.0003	0	0	0.0003
RSD %	472.2	70.5	1208	21.7	60.0	16.7	206.7

	Cd	Co	Cr	Cu	Fe	K	Mg
Conc Mean	0.0004	-0.0002	-0.0002	-0.0001	0.0005	-0.0032	0.0002
Std Dev	0.0001	0.0001	0	0.0004	0.0001	0.0001	0
RSD %	21.7	44.0	23.2	386.6	28.1	3.7	7.5

	Mn	Mo	Na	Ni	Pb	S	Sb
Conc Mean	-0.0001	0.0003	-0.0012	-0.0001	-0.0013	# -0.0100	0.0004
Std Dev	0	0.0006	0.0001	0.0003	0.0006	0.0172	0.0009
RSD %	42.2	186.5	5.3	371.3	43.3	172.5	223.2

	Se	Sn	Ti	Tl	U	V	W
Conc Mean	-0.0007	0.0013	0.0001	0.0014		0.0001	# -0.0011
Std Dev	0.0012	0.0008	0.0002	0.0009		0.0004	0.0006
RSD %	175.5	62.1	160.8	67.5		310.7	54.7

	Zn
Conc Mean	0.0003
Std Dev	0.0001
RSD %	19.1

Phoenix Environmental Laboratories | ICP Data | Instrument: ARCOS

Print Date: 12/4/2019 10:55:25 AM | **GCE67556 - Soil** | Method Name: Arcos 09

Lab Id: **I-CRDL** | Measure Date: **11/30/2019 1:54:04 PM**

Client Id:

Matrix	Weight	Volume	Pct Solid	Dilution	Factor	Units
	1	1	100	1	1.000	ppm

	Ag	Al	As	B	Ba	Be	Ca
Conc Mean	0.0052	0.0539	0.0181	0.0555	0.0099	0.0050	0.0558
Std Dev	0	0.0006	0.0029	0.0010	0.0001	0	0.0002
RSD %	0.2	1.2	16.1	1.9	1.0	1.0	0.3

	Cd	Co	Cr	Cu	Fe	K	Mg
Conc Mean	0.0056	0.0051	0.0050	0.0046	> 0.0341	0.5521	0.0537
Std Dev	0.0002	0.0003	0.0002	0.0002	0.0003	0.0067	0.0006
RSD %	2.9	5.0	3.0	4.9	1.0	1.2	1.1

	Mn	Mo	Na	Ni	Pb	S	Sb
Conc Mean	0.0052	0.0515	0.5504	0.0052	0.0078	0.4185	0.0270
Std Dev	0	0.0006	0.0062	0.0003	0.0004	0.0119	0.0011
RSD %	0.9	1.1	1.1	5.4	4.6	2.8	3.9

	Se	Sn	Ti	Tl	U	V	W
Conc Mean	0.0471	0.1062	0.0510	0.0199		0.0106	# -0.0022
Std Dev	0.0017	0.0013	0.0007	0.0005		0.0002	0.0012
RSD %	3.6	1.2	1.3	2.7		1.6	53.5

	Zn
Conc Mean	0.0115
Std Dev	0.0001
RSD %	0.8

Lab Id: **I-ICSA** Measure Date: **11/30/2019 2:00:31 PM**

Client Id:

Matrix	Weight	Volume	Pct Solid	Dilution	Factor	Units
	1	1	100	1	1.000	ppm

	Ag	Al	As	B	Ba	Be	Ca
Conc Mean	-0.0006	29.56	-0.0029	0.0028	-0.0001	0.0000	> 152.2
Std Dev	0	0.3103	0.0033	0.0002	0	0	1.050
RSD %	6.6	1.0	115.0	6.9	17.2	105.0	0.7

	Cd	Co	Cr	Cu	Fe	K	Mg
Conc Mean	0.0044	0.0067	-0.0014	0.0002	> 127.5	-0.0007	> 75.23
Std Dev	0.0001	0.0001	0.0003	0.0004	1.461	0.0004	0.6638
RSD %	1.3	1.6	24.5	246.0	1.1	51.8	0.9

	Mn	Mo	Na	Ni	Pb	S	Sb
Conc Mean	0.0007	-0.0017	24.61	0.0050	0.0051	0.0685	-0.0015
Std Dev	0.0001	0.0007	0.1026	0.0005	0.0005	0.0133	0.0005
RSD %	10.0	40.7	0.4	10.7	10.2	19.4	36.1

	Se	Sn	Ti	Tl	U	V	W
Conc Mean	0.0018	0.0009	0.0001	-0.0046		0.0001	# -0.0015
Std Dev	0.0055	0.0008	0.0001	0.0014		0.0003	0.0005
RSD %	301.0	87.4	123.1	30.9		635.3	36.3

	Zn
Conc Mean	0.0182
Std Dev	0.0004
RSD %	2.4

Lab Id: **I-ICSAB** Measure Date: **11/30/2019 2:03:44 PM**

Client Id:

Matrix	Weight	Volume	Pct Solid	Dilution	Factor	Units
	1	1	100	1	1.000	ppm

	Ag	Al	As	B	Ba	Be	Ca
Conc Mean	0.3013	> 29.71	1.052	0.5007	0.3096	0.1016	> 153.3
Std Dev	0.0044	0.4236	0.0048	0.0015	0.0026	0.0005	1.239
RSD %	1.5	1.4	0.5	0.3	0.8	0.5	0.8

	Cd	Co	Cr	Cu	Fe	K	Mg
Conc Mean	0.3035	0.3131	0.3024	0.3204	> 128.4	20.89	> 75.66
Std Dev	0.0008	0.0013	0.0013	0.0035	1.588	0.2292	0.6372
RSD %	0.3	0.4	0.4	1.1	1.2	1.1	0.8

	Mn	Mo	Na	Ni	Pb	S	Sb
Conc Mean	0.2017	0.3003	24.53	0.3051	0.9825	0.0994	1.037
Std Dev	0.0017	0.0006	0.1495	0.0019	0.0116	0.0310	0.0021
RSD %	0.9	0.2	0.6	0.6	1.2	31.2	0.2

	Se	Sn	Ti	Tl	U	V	W
Conc Mean	0.5328	-0.0022	1.018	0.9772		0.3014	# 0.0026
Std Dev	0.0031	0.0026	0.0096	0.0139		0.0019	0.0010
RSD %	0.6	113.9	0.9	1.4		0.6	40.1

	Zn
Conc Mean	0.3286
Std Dev	0.0016
RSD %	0.5

Lab Id: **CCV** Measure Date: **11/30/2019 2:39:32 PM**

Client Id:

Matrix	Weight	Volume	Pct Solid	Dilution	Factor	Units
	1	1	100	1	1.000	ppm

	Ag	Al	As	B	Ba	Be	Ca
Conc Mean	0.2540	0.9958	1.003	0.9851	1.027	1.010	1.019
Std Dev	0.0007	0.0038	0.0181	0.0056	0.0039	0.0018	0.0057
RSD %	0.3	0.4	1.8	0.6	0.4	0.2	0.6

	Cd	Co	Cr	Cu	Fe	K	Mg
Conc Mean	1.003	1.009	1.016	0.9934	1.008	5.143	1.015
Std Dev	0.0064	0.0047	0.0021	0.0038	0.0029	0.0704	0.0112
RSD %	0.6	0.5	0.2	0.4	0.3	1.4	1.1

	Mn	Mo	Na	Ni	Pb	S	Sb
Conc Mean	1.023	1.008	5.100	1.012	1.008	1.060	1.001
Std Dev	0.0036	0.0022	0.0851	0.0063	0.0053	0.0392	0.0107
RSD %	0.4	0.2	1.7	0.6	0.5	3.7	1.1

	Se	Sn	Ti	Tl	U	V	W
Conc Mean	1.025	0.9967	1.013	0.9830		1.016	0.2541
Std Dev	0.0072	0.0033	0.0016	0.0003		0.0026	0.0017
RSD %	0.7	0.3	0.2	0		0.3	0.7

	Zn
Conc Mean	0.9964
Std Dev	0.0057
RSD %	0.6

Lab Id: **CCB** Measure Date: **11/30/2019 2:42:46 PM**

Client Id:

Matrix	Weight	Volume	Pct Solid	Dilution	Factor	Units
	1	1	100	1	1.000	ppm

	Ag	Al	As	B	Ba	Be	Ca
Conc Mean	0.0001	# 0.0017	0.0001	0.0024	0.0000	0.0001	0.0035
Std Dev	0	0.0004	0.0025	0.0003	0	0	0.0004
RSD %	50.6	21.1	3057	12.4	85.7	43.2	11.0

	Cd	Co	Cr	Cu	Fe	K	Mg
Conc Mean	0.0003	-0.0002	-0.0001	-0.0004	0.0036	-0.0022	0.0011
Std Dev	0.0001	0.0002	0.0002	0.0002	0.0003	0.0005	0.0001
RSD %	40.9	83.7	504.3	43.4	7.2	23.3	5.6

	Mn	Mo	Na	Ni	Pb	S	Sb
Conc Mean	0.0000	0.0017	-0.0013	0.0000	-0.0010	# -0.0093	0.0035
Std Dev	0	0.0003	0.0009	0.0001	0.0017	0.0140	0.0013
RSD %	120.7	18.5	66.2	508.3	167.3	150.7	36.7

	Se	Sn	Ti	Tl	U	V	W
Conc Mean	-0.0010	0.0020	0.0006	-0.0008		0.0000	# -0.0002
Std Dev	0.0033	0.0009	0.0001	0.0013		0.0002	0.0014
RSD %	334.0	44.8	19.1	152.7		976.2	721.8

	Zn
Conc Mean	0.0007
Std Dev	0.0001
RSD %	16.1

Phoenix Environmental Laboratories | ICP Data | Instrument: ARCOS

Print Date: 12/4/2019 10:55:25 AM | **GCE67556 - Soil** | Method Name: Arcos 09

Lab Id: **CE67556 - BLK** Measure Date: **11/30/2019 3:08:40 PM**

Client Id: **COMP-2 - BLK**

Matrix	Weight	Volume	Pct Solid	Dilution	Factor	Units
507862-SQ-BLK	0.75	50	100	1	66.67	ppm

	Ag	Al	As	B	Ba	Be	Ca
Conc Mean	-0.0216	0.6937	# -0.7008	0.2293	0.0070	0.0046	0.7008
Std Dev	0.0053	0.0489	0.2834	0.0171	0.0015	0.0008	0.0278
RSD %	24.8	7.0	40.4	7.4	21.3	18.4	4.0

	Cd	Co	Cr	Cu	Fe	K	Mg
Conc Mean	0.1151	0.0176	0.0552	0.0220	0.9019	1.473	0.3533
Std Dev	0.0050	0.0022	0.0096	0.0241	0.0219	0.0375	0.0023
RSD %	4.4	12.5	17.4	109.4	2.4	2.5	0.7

	Mn	Mo	Na	Ni	Pb	S	Sb
Conc Mean	0.0195	0.0440	0.5018	0.0742	-0.0674	# 0.9210	-0.0314
Std Dev	0.0009	0.0099	0.0053	0.0115	0.0156	0.7558	0.1177
RSD %	4.7	22.4	1.1	15.5	23.1	82.1	375.3

	Se	Sn	Ti	Tl	U	V	W
Conc Mean	-0.4982	1.997	0.0259	-0.3061		0.0061	# 0.0161
Std Dev	0.1401	0.0607	0.0050	0.1133		0.0155	0.0265
RSD %	28.1	3.0	19.3	37.0		253.8	164.7

	Zn
Conc Mean	0.1967
Std Dev	0.0037
RSD %	1.9

Phoenix Environmental Laboratories | ICP Data | Instrument: ARCOS

Print Date: 12/4/2019 10:55:25 AM | **GCE67556 - Soil** | Method Name: Arcos 09

Lab Id: **CE67556 - LCS** | Measure Date: **11/30/2019 3:11:54 PM**

Client Id: **COMP-2 - LCS**

Matrix	Weight	Volume	Pct Solid	Dilution	Factor	Units
507862-SQ-SPK	0.506	50	100	10	988.1	ppm

	Ag	Al	As	B	Ba	Be	Ca
Conc Mean	28.00	8128	132.6	205.0	516.1	153.1	4781
Std Dev	0.1982	83.51	0.3302	0.9655	4.616	1.131	5.333
RSD %	0.7	1.0	0.2	0.5	0.9	0.7	0.1

	Cd	Co	Cr	Cu	Fe	K	Mg
Conc Mean	37.64	199.4	63.05	77.70	16420	2164	2342
Std Dev	0.2106	1.585	0.4261	0.3557	190.7	2.412	21.60
RSD %	0.6	0.8	0.7	0.5	1.2	0.1	0.9

	Mn	Mo	Na	Ni	Pb	S	Sb
Conc Mean	309.8	83.30	221.4	333.0	110.5	85.75	58.56
Std Dev	3.339	0.3573	1.107	1.673	1.115	8.268	2.507
RSD %	1.1	0.4	0.5	0.5	1.0	9.6	4.3

	Se	Sn	Ti	Tl	U	V	W
Conc Mean	254.3	153.7	385.1	249.1		129.0	# 1.812
Std Dev	2.414	0.7358	5.128	0.5872		0.8546	1.643
RSD %	0.9	0.5	1.3	0.2		0.7	90.7

	Zn
Conc Mean	355.1
Std Dev	1.181
RSD %	0.3

Phoenix Environmental Laboratories | ICP Data | Instrument: ARCOS

Print Date: 12/4/2019 10:55:25 AM | **GCE67556 - Soil** | Method Name: Arcos 09

Lab Id: **CE67556 - LCSD** | Measure Date: **11/30/2019 3:15:10 PM**

Client Id: **COMP-2 - LCSD**

Matrix	Weight	Volume	Pct Solid	Dilution	Factor	Units
507862-SQ-SPD	0.513	50	100	10	974.7	ppm

	Ag	Al	As	B	Ba	Be	Ca
Conc Mean	28.36	8093	130.9	202.7	486.6	151.4	4747
Std Dev	0.4703	88.28	1.874	1.464	5.085	1.484	62.65
RSD %	1.7	1.1	1.4	0.7	1.0	1.0	1.3

	Cd	Co	Cr	Cu	Fe	K	Mg
Conc Mean	36.22	196.4	62.85	77.11	17660	2126	2376
Std Dev	0.0561	1.972	0.1307	0.9961	176.1	5.753	23.24
RSD %	0.2	1.0	0.2	1.3	1.0	0.3	1.0

	Mn	Mo	Na	Ni	Pb	S	Sb
Conc Mean	311.3	81.67	212.3	327.0	113.4	98.50	57.61
Std Dev	3.201	0.3373	1.074	3.261	0.8443	20.19	1.344
RSD %	1.0	0.4	0.5	1.0	0.7	20.5	2.3

	Se	Sn	Ti	Tl	U	V	W
Conc Mean	249.9	154.6	407.5	243.1		130.8	# 0.4179
Std Dev	3.145	0.8977	4.514	0.2894		1.785	0.6651
RSD %	1.3	0.6	1.1	0.1		1.4	159.2

	Zn
Conc Mean	354.1
Std Dev	4.156
RSD %	1.2

Lab Id: **CCV** Measure Date: **11/30/2019 3:18:25 PM**

Client Id:

Matrix	Weight	Volume	Pct Solid	Dilution	Factor	Units
	1	1	100	1	1.000	ppm

	Ag	Al	As	B	Ba	Be	Ca
Conc Mean	0.2523	0.9863	1.010	0.9833	1.023	1.011	1.014
Std Dev	0.0022	0.0108	0.0122	0.0099	0.0174	0.0107	0.0157
RSD %	0.9	1.1	1.2	1.0	1.7	1.1	1.5

	Cd	Co	Cr	Cu	Fe	K	Mg
Conc Mean	1.008	1.013	1.013	0.9900	1.006	5.034	1.016
Std Dev	0.0183	0.0129	0.0098	0.0110	0.0184	0.0341	0.0177
RSD %	1.8	1.3	1.0	1.1	1.8	0.7	1.7

	Mn	Mo	Na	Ni	Pb	S	Sb
Conc Mean	1.020	1.007	4.993	1.013	1.005	1.085	0.9992
Std Dev	0.0141	0.0116	0.0458	0.0095	0.0129	0.0292	0.0092
RSD %	1.4	1.1	0.9	0.9	1.3	2.7	0.9

	Se	Sn	Ti	Tl	U	V	W
Conc Mean	1.032	0.9963	1.010	0.9938		1.015	0.2546
Std Dev	0.0088	0.0111	0.0146	0.0054		0.0108	0.0031
RSD %	0.9	1.1	1.4	0.5		1.1	1.2

	Zn
Conc Mean	0.9956
Std Dev	0.0122
RSD %	1.2

Lab Id: **CCB** Measure Date: **11/30/2019 3:21:41 PM**

Client Id:

Matrix	Weight	Volume	Pct Solid	Dilution	Factor	Units
	1	1	100	1	1.000	ppm

	Ag	Al	As	B	Ba	Be	Ca
Conc Mean	0.0000	# 0.0005	-0.0003	0.0008	0.0000	0.0001	0.0019
Std Dev	0.0002	0.0007	0.0022	0.0001	0	0	0.0003
RSD %	1053	133.3	824.3	17.3	238.9	6.9	16.0

	Cd	Co	Cr	Cu	Fe	K	Mg
Conc Mean	0.0003	-0.0002	0.0000	-0.0003	0.0017	-0.0025	0.0006
Std Dev	0	0.0001	0.0001	0.0001	0.0002	0.0003	0
RSD %	6.2	32.6	369.0	38.1	9.5	11.4	3.1

	Mn	Mo	Na	Ni	Pb	S	Sb
Conc Mean	0.0000	0.0014	-0.0009	0.0002	0.0004	# -0.0021	0.0019
Std Dev	0.0001	0.0003	0	0.0003	0.0020	0.0144	0.0010
RSD %	481.8	22.8	4.6	192.8	513.0	685.3	51.1

	Se	Sn	Ti	Tl	U	V	W
Conc Mean	-0.0012	0.0001	0.0003	-0.0001		0.0002	# 0.0002
Std Dev	0.0011	0.0012	0.0004	0.0021		0.0002	0.0010
RSD %	97.4	1066	161.2	2311		93.2	632.3

	Zn
Conc Mean	0.0005
Std Dev	0.0001
RSD %	32.8

Phoenix Environmental Laboratories | ICP Data | Instrument: ARCOS

Print Date: 12/4/2019 10:55:25 AM | **GCE67556 - Soil** | Method Name: Arcos 09

Lab Id: **CE67556** Measure Date: **11/30/2019 3:24:56 PM**

Client Id: **COMP-2**

Matrix	Weight	Volume	Pct Solid	Dilution	Factor	Units
507862-SS-S04	0.81	50	89	10	693.6	ppm

	Ag	Al	As	B	Ba	Be	Ca
Conc Mean	-0.1341	6957	1.075	2.448	30.38	0.3869	1180
Std Dev	0.0875	43.53	1.764	0.1313	0.2567	0.0213	6.133
RSD %	65.2	0.6	164.1	5.4	0.8	5.5	0.5

	Cd	Co	Cr	Cu	Fe	K	Mg
Conc Mean	0.6755	5.184	8.172	10.89	14100	753.8	2177
Std Dev	0.1166	0.0492	0.2130	0.2241	67.73	2.272	3.425
RSD %	17.3	0.9	2.6	2.1	0.5	0.3	0.2

	Mn	Mo	Na	Ni	Pb	S	Sb
Conc Mean	295.5	0.7210	30.82	10.64	5.204	42.84	-0.6680
Std Dev	1.452	0.3547	0.6804	0.0731	1.201	3.162	0.7541
RSD %	0.5	49.2	2.2	0.7	23.1	7.4	112.9

	Se	Sn	Ti	Tl	U	V	W
Conc Mean	-3.699	3.076	123.9	-1.639		14.31	# -1.168
Std Dev	1.204	0.4042	0.0665	1.162		0.2229	0.8208
RSD %	32.5	13.1	0.1	70.9		1.6	70.3

	Zn
Conc Mean	30.45
Std Dev	0.2019
RSD %	0.7

Lab Id: **CE67556 - DUP** Measure Date: **11/30/2019 3:28:11 PM**

Client Id: **COMP-2 - DUP**

Matrix	Weight	Volume	Pct Solid	Dilution	Factor	Units
507862-SQ-DUP	0.77	50	89	10	729.6	ppm

	Ag	Al	As	B	Ba	Be	Ca
Conc Mean	-0.1640	6217	-0.0939	1.882	24.25	0.3757	1371
Std Dev	0.1047	106.7	0.5860	0.2019	0.2626	0.0052	10.96
RSD %	63.9	1.7	624.3	10.7	1.1	1.4	0.8

	Cd	Co	Cr	Cu	Fe	K	Mg
Conc Mean	0.7526	4.137	6.894	8.846	11970	628.3	1788
Std Dev	0.0501	0.2309	0.0785	0.3816	61.40	6.163	5.792
RSD %	6.7	5.6	1.1	4.3	0.5	1.0	0.3

	Mn	Mo	Na	Ni	Pb	S	Sb
Conc Mean	228.7	0.5459	25.36	9.192	3.690	# 24.26	0.0181
Std Dev	2.936	0.2120	2.266	0.1483	0.5824	21.72	1.043
RSD %	1.3	38.8	8.9	1.6	15.8	89.5	5777

	Se	Sn	Ti	Tl	U	V	W
Conc Mean	0.2404	1.556	126.4	-0.2749		12.63	# -0.5109
Std Dev	0.8925	0.7900	1.701	0.8779		0.1518	1.088
RSD %	371.3	50.8	1.3	319.3		1.2	213.0

	Zn
Conc Mean	26.85
Std Dev	0.1243
RSD %	0.5

Phoenix Environmental Laboratories | ICP Data | Instrument: ARCOS

Print Date: 12/4/2019 10:55:26 AM | **GCE67556 - Soil** | Method Name: Arcos 09

Lab Id: **CE67556 - MS** | Measure Date: **11/30/2019 3:31:25 PM**

Client Id: **COMP-2 - MS**

Matrix	Weight	Volume	Pct Solid	Dilution	Factor	Units
507862-SQ-MSX	0.75	50	89	10	749.1	ppm

	Ag	Al	As	B	Ba	Be	Ca
Conc Mean	37.39	10460	291.8	148.9	197.6	150.1	2103
Std Dev	0.3062	114.1	3.257	0.9675	0.5865	0.2385	4.816
RSD %	0.8	1.1	1.1	0.6	0.3	0.2	0.2

	Cd	Co	Cr	Cu	Fe	K	Mg
Conc Mean	147.7	155.6	161.3	159.3	16440	2598	3079
Std Dev	1.079	1.221	1.183	0.3021	276.2	13.83	28.65
RSD %	0.7	0.8	0.7	0.2	1.7	0.5	0.9

	Mn	Mo	Na	Ni	Pb	S	Sb
Conc Mean	414.7	148.7	206.4	159.0	293.0	37.54	269.8
Std Dev	3.429	1.084	0.5836	1.073	2.728	7.051	3.919
RSD %	0.8	0.7	0.3	0.7	0.9	18.8	1.5

	Se	Sn	Ti	Tl	U	V	W
Conc Mean	142.1	736.2	335.4	721.2		167.2	# 1.066
Std Dev	3.420	4.436	2.809	3.458		0.5564	0.6998
RSD %	2.4	0.6	0.8	0.5		0.3	65.6

	Zn
Conc Mean	180.1
Std Dev	0.4800
RSD %	0.3

Lab Id: **CE67556 - MSD** Measure Date: **11/30/2019 3:34:39 PM**

Client Id: **COMP-2 - MSD**

Matrix	Weight	Volume	Pct Solid	Dilution	Factor	Units
507862-SQ-MSD	0.78	50	89	10	720.3	ppm

	Ag	Al	As	B	Ba	Be	Ca
Conc Mean	35.17	9414	274.8	139.6	182.1	141.0	1487
Std Dev	0.1932	148.5	1.723	1.692	3.758	3.084	27.91
RSD %	0.5	1.6	0.6	1.2	2.1	2.2	1.9

	Cd	Co	Cr	Cu	Fe	K	Mg
Conc Mean	138.1	145.8	150.1	147.9	14560	2190	2764
Std Dev	1.508	2.049	2.582	2.516	158.8	30.13	35.25
RSD %	1.1	1.4	1.7	1.7	1.1	1.4	1.3

	Mn	Mo	Na	Ni	Pb	S	Sb
Conc Mean	443.9	145.4	193.1	147.3	272.5	40.34	264.9
Std Dev	8.963	1.698	2.935	1.269	2.359	10.01	5.932
RSD %	2.0	1.2	1.5	0.9	0.9	24.8	2.2

	Se	Sn	Ti	Tl	U	V	W
Conc Mean	134.8	710.2	311.0	685.2		156.1	# 0.8887
Std Dev	1.658	11.37	6.487	8.900		1.868	1.431
RSD %	1.2	1.6	2.1	1.3		1.2	161.0

	Zn
Conc Mean	173.9
Std Dev	2.644
RSD %	1.5

Lab Id: **CCV** Measure Date: **11/30/2019 3:57:27 PM**

Client Id:

Matrix	Weight	Volume	Pct Solid	Dilution	Factor	Units
	1	1	100	1	1.000	ppm

	Ag	Al	As	B	Ba	Be	Ca
Conc Mean	0.2519	0.9823	0.9981	0.9771	1.007	1.005	1.003
Std Dev	0.0007	0.0012	0.0054	0.0024	0.0106	0.0032	0.0019
RSD %	0.3	0.1	0.5	0.2	1.1	0.3	0.2

	Cd	Co	Cr	Cu	Fe	K	Mg
Conc Mean	0.9885	1.007	1.010	0.9806	0.9918	4.988	0.9998
Std Dev	0.0043	0.0030	0.0010	0.0065	0.0064	0.0330	0.0120
RSD %	0.4	0.3	0.1	0.7	0.6	0.7	1.2

	Mn	Mo	Na	Ni	Pb	S	Sb
Conc Mean	1.010	0.9975	4.973	1.009	0.9963	1.068	0.9968
Std Dev	0.0019	0.0051	0.0069	0.0025	0.0038	0.0147	0.0065
RSD %	0.2	0.5	0.1	0.2	0.4	1.4	0.6

	Se	Sn	Ti	Tl	U	V	W
Conc Mean	1.023	0.9911	1.003	0.9820		1.011	0.2551
Std Dev	0.0073	0.0048	0.0033	0.0014		0.0021	0.0019
RSD %	0.7	0.5	0.3	0.1		0.2	0.7

	Zn
Conc Mean	0.9864
Std Dev	0.0011
RSD %	0.1

Lab Id: **CCB** Measure Date: **11/30/2019 4:00:45 PM**

Client Id:

Matrix	Weight	Volume	Pct Solid	Dilution	Factor	Units
	1	1	100	1	1.000	ppm

	Ag	Al	As	B	Ba	Be	Ca
Conc Mean	0.0001	# 0.0003	-0.0033	0.0025	0.0000	0.0001	0.0013
Std Dev	0.0002	0.0009	0.0010	0.0002	0.0001	0	0.0005
RSD %	285.2	291.3	31.6	9.3	1160	57.1	41.7

	Cd	Co	Cr	Cu	Fe	K	Mg
Conc Mean	0.0003	-0.0003	0.0002	-0.0003	0.0023	-0.0023	0.0004
Std Dev	0.0001	0.0002	0.0002	0.0006	0.0003	0.0004	0
RSD %	52.3	71.5	136.8	210.1	12.9	17.2	6.3

	Mn	Mo	Na	Ni	Pb	S	Sb
Conc Mean	0.0000	0.0013	-0.0012	0.0001	-0.0002	# -0.0114	0.0029
Std Dev	0	0.0006	0.0001	0.0001	0.0010	0.0141	0.0018
RSD %	91.7	44.3	11.6	162.5	552.5	123.6	64.5

	Se	Sn	Ti	Tl	U	V	W
Conc Mean	-0.0027	0.0014	0.0005	-0.0003		-0.0001	# 0.0002
Std Dev	0.0016	0.0010	0.0005	0.0013		0.0003	0.0002
RSD %	57.4	75.4	103.0	452.8		361.6	97.5

	Zn
Conc Mean	0.0004
Std Dev	0.0001
RSD %	33.6

Lab Id: **CE67556** Measure Date: **11/30/2019 4:07:12 PM**

Client Id: **COMP-2**

Matrix	Weight	Volume	Pct Solid	Dilution	Factor	Units
507862-SS-S04	0.81	50	89	1	69.36	ppm

	Ag	Al	As	B	Ba	Be	Ca
Conc Mean	0.1922	> 7243	2.572	2.872	32.33	0.3686	1204
Std Dev	0.0451	171.3	0.0390	0.0501	0.5116	0.0084	22.83
RSD %	23.5	2.4	1.5	1.7	1.6	2.3	1.9

	Cd	Co	Cr	Cu	Fe	K	Mg
Conc Mean	0.5285	5.238	8.177	12.03	> 14250	797.2	2179
Std Dev	0.0079	0.0411	0.1198	0.2500	394.5	5.176	50.09
RSD %	1.5	0.8	1.5	2.1	2.8	0.6	2.3

	Mn	Mo	Na	Ni	Pb	S	Sb
Conc Mean	> 302.1	0.2519	35.10	10.36	4.389	38.36	# -0.2696
Std Dev	5.534	0.0394	0.4184	0.2798	0.1650	0.5423	0.2324
RSD %	1.8	15.6	1.2	2.7	3.8	1.4	86.2

	Se	Sn	Ti	Tl	U	V	W
Conc Mean	-0.2223	2.084	129.9	# -0.9192		14.93	# 0.0660
Std Dev	0.1443	0.0645	2.854	0.1266		0.2449	0.1393
RSD %	64.9	3.1	2.2	13.8		1.6	211.3

	Zn
Conc Mean	30.39
Std Dev	0.3538
RSD %	1.2

Lab Id: **CE67556 - DUP** Measure Date: **11/30/2019 4:10:28 PM**

Client Id: **COMP-2 - DUP**

Matrix	Weight	Volume	Pct Solid	Dilution	Factor	Units
507862-SQ-DUP	0.77	50	89	1	72.96	ppm

	Ag	Al	As	B	Ba	Be	Ca
Conc Mean	0.0051	> 7073	1.970	2.566	28.27	0.3817	1495
Std Dev	0.1241	159.6	0.0631	0.0535	0.3736	0.0066	26.37
RSD %	2439	2.3	3.2	2.1	1.3	1.7	1.8

	Cd	Co	Cr	Cu	Fe	K	Mg
Conc Mean	0.4927	4.734	7.649	10.73	> 13000	735.3	1936
Std Dev	0.0144	0.0420	0.0727	0.1411	215.0	8.582	31.53
RSD %	2.9	0.9	1.0	1.3	1.7	1.2	1.6

	Mn	Mo	Na	Ni	Pb	S	Sb
Conc Mean	> 250.7	0.2089	33.95	9.251	3.809	30.00	-0.0527
Std Dev	5.277	0.0146	0.2736	0.1555	0.1091	2.027	0.0754
RSD %	2.1	7.0	0.8	1.7	2.9	6.8	142.9

	Se	Sn	Ti	Tl	U	V	W
Conc Mean	-0.1891	2.161	144.0	# -0.7429		14.16	0.1840
Std Dev	0.2363	0.0411	2.736	0.1409		0.2038	0.0504
RSD %	125.0	1.9	1.9	19.0		1.4	27.4

	Zn
Conc Mean	26.39
Std Dev	0.2200
RSD %	0.8

Phoenix Environmental Laboratories | ICP Data | Instrument: ARCOS

Print Date: 12/4/2019 10:55:26 AM | **GCE67556 - Soil** | Method Name: Arcos 09

Lab Id: **CE67556 - DIL** | Measure Date: **11/30/2019 4:20:16 PM**

Client Id: **COMP-2 - DIL**

Matrix	Weight	Volume	Pct Solid	Dilution	Factor	Units
507862-SQ-DIL	0.81	50	89	5	346.8	ppm

	Ag	Al	As	B	Ba	Be	Ca
Conc Mean	-0.0957	6778	1.021	4.333	29.83	0.3800	1157
Std Dev	0.0441	108.6	0.3266	0.2076	0.4730	0.0037	14.56
RSD %	46.1	1.6	32.0	4.8	1.6	1.0	1.3

	Cd	Co	Cr	Cu	Fe	K	Mg
Conc Mean	0.6515	5.032	7.782	10.61	13610	748.3	2101
Std Dev	0.0305	0.1956	0.1943	0.1958	320.9	6.174	39.20
RSD %	4.7	3.9	2.5	1.8	2.4	0.8	1.9

	Mn	Mo	Na	Ni	Pb	S	Sb
Conc Mean	289.4	0.4765	32.85	10.43	4.785	32.84	-0.0408
Std Dev	4.592	0.1926	0.3695	0.1237	0.3032	2.993	0.5426
RSD %	1.6	40.4	1.1	1.2	6.3	9.1	1329

	Se	Sn	Ti	Tl	U	V	W
Conc Mean	0.9676	2.037	122.4	-0.3077		14.23	# 0.0268
Std Dev	0.4217	0.0994	2.408	0.4989		0.1075	0.6507
RSD %	43.6	4.9	2.0	162.2		0.8	2429

	Zn
Conc Mean	29.78
Std Dev	0.5340
RSD %	1.8

Phoenix Environmental Laboratories | ICP Data | Instrument: ARCOS

Print Date: 12/4/2019 10:55:26 AM | **GCE67556 - Soil** | Method Name: Arcos 09

Lab Id: **CE67556 - PS** | Measure Date: **11/30/2019 4:23:33 PM**

Client Id: **COMP-2 - PS**

Matrix	Weight	Volume	Pct Solid	Dilution	Factor	Units
507862-SQ-PSX	0.81	50	89	1	69.36	ppm

	Ag	Al	As	B	Ba	Be	Ca
Conc Mean	> 34.94	> 7084	> 257.4	133.7	171.5	> 141.5	1265
Std Dev	0.1518	214.0	3.627	1.407	3.989	3.308	30.49
RSD %	0.4	3.0	1.4	1.1	2.3	2.3	2.4

	Cd	Co	Cr	Cu	Fe	K	Mg
Conc Mean	132.9	> 141.8	> 144.0	> 160.1	> 13460	1470	2186
Std Dev	2.348	3.207	3.942	3.717	363.7	30.69	56.02
RSD %	1.8	2.3	2.7	2.3	2.7	2.1	2.6

	Mn	Mo	Na	Ni	Pb	S	Sb
Conc Mean	> 418.3	> 142.6	194.1	144.6	265.8	37.53	> 265.9
Std Dev	10.28	2.788	4.050	3.733	2.989	0.6339	5.840
RSD %	2.5	2.0	2.1	2.6	1.1	1.7	2.2

	Se	Sn	Ti	Tl	U	V	W
Conc Mean	107.9	> 696.8	> 266.3	> 682.0		> 152.5	0.9147
Std Dev	0.8499	17.31	7.121	7.664		3.954	0.0850
RSD %	0.8	2.5	2.7	1.1		2.6	9.3

	Zn
Conc Mean	158.9
Std Dev	2.712
RSD %	1.7

Phoenix Environmental Laboratories | ICP Data | Instrument: ARCOS

Print Date: 12/4/2019 10:55:26 AM | **GCE67556 - Soil** | Method Name: Arcos 09

Lab Id: **CCV** | Measure Date: **11/30/2019 4:36:37 PM**

Client Id:

Matrix	Weight	Volume	Pct Solid	Dilution	Factor	Units
	1	1	100	1	1.000	ppm

	Ag	Al	As	B	Ba	Be	Ca
Conc Mean	0.2520	0.9860	1.002	0.9784	1.001	0.9854	0.9963
Std Dev	0.0057	0.0242	0.0380	0.0233	0.0279	0.0130	0.0239
RSD %	2.3	2.5	3.8	2.4	2.8	1.3	2.4

	Cd	Co	Cr	Cu	Fe	K	Mg
Conc Mean	0.9829	0.9905	1.005	0.9811	0.9928	5.192	0.9811
Std Dev	0.0303	0.0198	0.0270	0.0279	0.0313	0.1135	0.0179
RSD %	3.1	2.0	2.7	2.8	3.1	2.2	1.8

	Mn	Mo	Na	Ni	Pb	S	Sb
Conc Mean	1.003	0.9961	5.134	1.003	0.9910	1.046	0.9992
Std Dev	0.0233	0.0281	0.1386	0.0288	0.0327	0.0615	0.0308
RSD %	2.3	2.8	2.7	2.9	3.3	5.9	3.1

	Se	Sn	Ti	Tl	U	V	W
Conc Mean	1.020	0.9946	0.9985	0.9931		1.009	0.2549
Std Dev	0.0364	0.0370	0.0261	0.0259		0.0277	0.0112
RSD %	3.6	3.7	2.6	2.6		2.7	4.4

	Zn
Conc Mean	0.9781
Std Dev	0.0206
RSD %	2.1

Lab Id: **CCB** Measure Date: **11/30/2019 4:39:52 PM**

Client Id:

Matrix	Weight	Volume	Pct Solid	Dilution	Factor	Units
	1	1	100	1	1.000	ppm

	Ag	Al	As	B	Ba	Be	Ca
Conc Mean	-0.0001	# 0.0021	-0.0017	0.0033	0.0000	0.0001	0.0006
Std Dev	0.0002	0.0003	0.0014	0.0011	0	0	0.0004
RSD %	184.2	15.9	80.7	32.1	113.0	26.7	63.3

	Cd	Co	Cr	Cu	Fe	K	Mg
Conc Mean	0.0004	0.0001	0.0003	-0.0007	> 0.0052	-0.0026	0.0006
Std Dev	0.0001	0.0003	0.0002	0.0002	0.0003	0.0002	0
RSD %	23.8	384.0	62.9	31.7	5.2	6.8	6.9

	Mn	Mo	Na	Ni	Pb	S	Sb
Conc Mean	0.0000	0.0013	-0.0011	0.0001	-0.0016	# -0.0331	0.0040
Std Dev	0	0.0004	0	0.0002	0.0006	0.0135	0.0021
RSD %	115.8	31.3	1.1	303.0	35.9	40.9	52.6

	Se	Sn	Ti	Tl	U	V	W
Conc Mean	0.0005	0.0014	0.0002	0.0001		0.0001	# -0.0002
Std Dev	0.0019	0.0012	0.0001	0.0021		0.0003	0.0004
RSD %	343.2	91.6	62.3	3702		366.2	255.6

	Zn
Conc Mean	0.0006
Std Dev	0.0001
RSD %	22.6

Lab Id: **CRDL** Measure Date: **11/30/2019 5:22:14 PM**

Client Id:

Matrix	Weight	Volume	Pct Solid	Dilution	Factor	Units
WM	1	1	100	1	1.000	ppm

	Ag	Al	As	B	Ba	Be	Ca
Conc Mean	0.0051	0.0531	0.0162	0.0551	0.0100	0.0050	0.0583
Std Dev	0.0001	0.0005	0.0007	0.0005	0	0.0001	0.0003
RSD %	2.1	0.9	4.3	0.9	0.1	1.3	0.6

	Cd	Co	Cr	Cu	Fe	K	Mg
Conc Mean	0.0056	0.0052	0.0054	0.0044	0.0312	0.5066	0.0528
Std Dev	0	0.0001	0.0002	0.0002	0.0001	0.0024	0.0005
RSD %	0.9	2.3	3.4	4.2	0.3	0.5	1.0

	Mn	Mo	Na	Ni	Pb	S	Sb
Conc Mean	0.0052	0.0522	0.5009	0.0053	0.0093	0.5115	0.0248
Std Dev	0	0.0006	0.0016	0.0005	0.0015	0.0297	0.0013
RSD %	0.7	1.2	0.3	9.8	16.5	5.8	5.2

	Se	Sn	Ti	Tl	U	V	W
Conc Mean	0.0498	0.1050	0.0510	0.0208		0.0104	# -0.0002
Std Dev	0.0057	0.0011	0.0001	0.0004		0.0002	0.0015
RSD %	11.4	1.0	0.2	2.0		2.0	1020

	Zn
Conc Mean	0.0111
Std Dev	0.0001
RSD %	0.8

Lab Id: **ICSA** Measure Date: **11/30/2019 5:25:30 PM**

Client Id:

Matrix	Weight	Volume	Pct Solid	Dilution	Factor	Units
WM	1	1	100	1	1.000	ppm

	Ag	Al	As	B	Ba	Be	Ca
Conc Mean	-0.0004	> 29.85	-0.0016	0.0030	-0.0001	0.0000	> 154.9
Std Dev	0.0002	0.6162	0.0029	0.0005	0	0	2.432
RSD %	47.3	2.1	186.1	15.1	40.3	500.0	1.6

	Cd	Co	Cr	Cu	Fe	K	Mg
Conc Mean	0.0047	0.0067	-0.0013	-0.0002	> 127.8	-0.0003	> 75.71
Std Dev	0.0001	0.0003	0.0003	0.0001	2.541	0	1.283
RSD %	1.7	3.9	21.5	51.3	2.0	11.7	1.7

	Mn	Mo	Na	Ni	Pb	S	Sb
Conc Mean	0.0034	-0.0021	25.22	0.0049	0.0033	0.0533	-0.0006
Std Dev	0.0006	0.0002	0.1845	0.0004	0.0007	0.0097	0.0030
RSD %	19.0	9.8	0.7	8.6	22.4	18.2	516.1

	Se	Sn	Ti	Tl	U	V	W
Conc Mean	0.0013	0.0015	0.0001	-0.0045		0.0001	# 0.0002
Std Dev	0.0003	0.0007	0	0.0007		0.0002	0.0006
RSD %	19.8	47.3	26.5	16.1		201.0	337.3

	Zn
Conc Mean	0.0187
Std Dev	0.0001
RSD %	0.4

Lab Id: **ICSAB** Measure Date: **11/30/2019 5:28:44 PM**

Client Id:

Matrix	Weight	Volume	Pct Solid	Dilution	Factor	Units
WM	1	1	100	1	1.000	ppm

	Ag	Al	As	B	Ba	Be	Ca
Conc Mean	0.3019	> 30.01	1.038	0.4997	0.3109	0.1013	> 152.6
Std Dev	0.0053	0.5894	0.0143	0.0079	0.0047	0.0019	2.796
RSD %	1.8	2.0	1.4	1.6	1.5	1.9	1.8

	Cd	Co	Cr	Cu	Fe	K	Mg
Conc Mean	0.3007	0.3119	0.3022	0.3177	> 126.5	21.55	> 75.59
Std Dev	0.0057	0.0054	0.0063	0.0054	2.651	0.0735	1.248
RSD %	1.9	1.7	2.1	1.7	2.1	0.3	1.7

	Mn	Mo	Na	Ni	Pb	S	Sb
Conc Mean	0.2008	0.3000	25.16	0.3043	0.9790	0.0753	1.035
Std Dev	0.0033	0.0047	0.1620	0.0059	0.0137	0.0243	0.0160
RSD %	1.6	1.6	0.6	1.9	1.4	32.3	1.5

	Se	Sn	Ti	Tl	U	V	W
Conc Mean	0.5246	-0.0021	1.018	0.9798		0.3025	# 0.0016
Std Dev	0.0096	0.0012	0.0183	0.0214		0.0068	0.0007
RSD %	1.8	57.8	1.8	2.2		2.3	43.2

	Zn
Conc Mean	0.3244
Std Dev	0.0053
RSD %	1.6

Mercury Soil Digestion

HGSMPREP-507887 **QAQC Code** #QHG-SM **QAQC Sample #** CE67556 11/26/19 5:24 AM

	Sample / C#	Acode	Dept	Wt(g)	Auto Block #	Final Vol (ml)	Cell #	Comments	Start Date	Finish Date	Initials
0	CE67556 **	BLK		0.68	4	40		(1)	11/26	11/26	LS/LS
0	CE67556 **	DUP		0.65	4	40			11/26	11/26	LS/LS
0	CE67556 **	LCS		0.60	4	40			11/26	11/26	LS/LS
0	CE67556 **	LCSD		0.65	4	40			11/26	11/26	LS/LS
0	CE67556 **	MS		0.61	4	40		1 ML SPK	11/26	11/26	LS/LS
0	CE67556 **	MSD		0.63	4	40		1 ML SPK	11/26	11/26	LS/LS
1	CE66480 ** - 4	HGSMPREP	ICP24 HG VOA	0.69	4	40			11/26	11/26	LS/LS
2	CE66481 ** - 4	HGSMPREP	ICP24 HG VOA	0.61	4	40			11/26	11/26	LS/LS
3	CE67148 ** - 2	HGSMPREP	ICP14 HG	0.61	4	40			11/26	11/26	LS/LS
4	CE67149 ** - 2	HGSMPREP	ICP14 HG	0.62	4	40			11/26	11/26	LS/LS
5	CE67150 ** - 2	HGSMPREP	ICP14 HG	0.61	4	40			11/26	11/26	LS/LS
6	CE67224 * - 2	HGSMPREP	ICP12 HG VOA	0.64	4	40			11/26	11/26	LS/LS
7	CE67225 * - 5	HGSMPREP	ICP12 HG VOA	0.66	4	40			11/26	11/26	LS/LS
8	CE67226 ** - 2	HGSMPREP	ICP12 HG VOA	0.64	4	40			11/26	11/26	LS/LS
9	CE67290 ** - 3	HGSMPREP	ICP23 HG VOA	0.64	4	40			11/26	11/26	LS/LS
10	CE67291 ** - 1	HGSMPREP	ICP23 HG VOA	0.65	4	40			11/26	11/26	LS/LS
11	CE67315 ** - 5	HGSMPREP	ICP13 HG VOA	0.62	4	40			11/26	11/26	LS/LS
12	CE67316 ** - 3	HGSMPREP	ICP13 HG VOA	0.63	4	40			11/26	11/26	LS/LS
13	CE67495 ** - 4	HGSMPREP	ICP22 HG VOA	0.64	4	40			11/26	11/26	LS/LS
14	CE67496 ** - 6	HGSMPREP	ICP22 HG VOA	0.68	4	40			11/26	11/26	LS/LS
15	CE67505 ** - 4	HGSMPREP	ICP13 HG VOA	0.61	4	40			11/26	11/26	LS/LS
16	CE67506 ** - 4	HGSMPREP	ICP13 HG VOA	0.66	4	40			11/26	11/26	LS/LS
17	CE67507 ** - 2	HGSMPREP	ICP13 HG	0.60	4	40			11/26	11/26	LS/LS
18	CE67508 ** - 2	HGSMPREP	ICP13 HG	0.60	4	40			11/26	11/26	LS/LS
19	CE67509 ** - 2	HGSMPREP	ICP13 HG	0.61	4	40			11/26	11/26	LS/LS
20	CE67556 ** - 1	HGSMPREP	ICP22 HG	0.62	4	40			11/26	11/26	LS/LS

QC Rpt Cmnt

Prep Comment

Post Comment BALANCE = TCLP TOP LOADER || HGSMPREP-ARMY 2g Prep for Sample and Blank

Surrogate Id # -- **Tracking #** **Time In** 6:40

Spike # IN VENT K2-HG03002 **Tracking #** **Time Out** 7:10

LCSID # IN VENT K2-HG03002 **Tracking #** **Temp** 95.3

Standards **Time Basic**

Vendor Id	Item ID	Phoenix Lot Number	Vendor Lot Number	Expiration Date
ERA	Metals In Soil	S#LWW	D104-540	07/31/22
Fisher	Hydrochloric Acid	S#NXU	4119040	11/25/20
Fisher	Nitric Acid	S#NXG	1119080	11/24/20
Fisher	Sand Ottawa 20-30 Mesh 3kg	S#JDR	185328	
Phoenix	AA - Mercury Standard 100ppb	AA15W	----------	05/20/20
Phoenix	AA - Mercury Standard 10ppm	AA14Q	----------	02/25/20
Phoenix	HG - CAL STD	HG06E	----------	12/02/19
Phoenix	PREP - NACL HYDROXYLAMINE HYDROCHLORIDE	PREP58O	----------	11/12/20
Phoenix	PREP - POTASSIUM PERMANGANATE	PREP59D	----------	11/20/20

Total Metals Digest, Soils

TMD-SM-507862 **QAQC Code** #Q$ICP-SM **QAQC Sample #** CE67556 11/25/19 8:21 PM

	Sample / C#	Acode	Dept	Wt(g)	Auto Block #	Final Vol (ml)	IPH	Comments	Start Date	Finish Date	Initials
0	CE67556 **	BLK		0.75	B	50		14	11/25	11/26	M/T/BF
0	CE67556 **	LCS		0.506	B	50			11/25	11/26	M/T/BF
0	CE67556 **	LCSD		0.513	B	50			11/25	11/26	M/T/BF
0	CE67556 ** - 6	MS		0.75	B	50		1ml of ea	11/25	11/26	M/T/BF
0	CE67556 ** - 6	MSD		0.78	B	50		1ml of ea	11/25	11/26	M/T/BF
0	CE67556 ** - 6	DUP		0.77	B	50			11/25	11/26	M/T/BF
1	CE67290 ** - 3	TMD-SM	ICP23 HG	0.75	B	50			11/25	11/26	M/T/BF
2	CE67291 ** - 5	TMD-SM	ICP23 HG	0.72	B	50			11/25	11/26	M/T/BF
3	CE67292 ** - 1	TMD-SM	ICP22 HG	0.75	B	50			11/25	11/26	M/T/BF
4	CE67556 ** - 6	TMD-SM	ICP22 HG	0.81	B	50			11/25	11/26	M/T/BF
5	CE66634 - 1	TMD-SM	ICP7 HG	0.72	B	50			11/25	11/26	M/T/BF
6	CE66636 - 1	TMD-SM	ICP7 HG	0.75	B	50			11/25	11/26	M/T/BF
7	CE67004 - 2	TMD-SM	ICP7 HG	0.76	B	50			11/25	11/26	M/T/BF
8	CE67510 ** - 4	TMD-SM	ICP7 HG	0.79	B	50			11/25	11/26	M/T/BF
9	CE67511 ** - 4	TMD-SM	ICP7 HG	0.82	B	50			11/25	11/26	M/T/BF
10	CE67512 ** - 2	TMD-SM	ICP7 HG	0.75	B	50			11/25	11/26	M/T/BF
11	CE67513 ** - 4	TMD-SM	ICP7 HG	0.72	B	50			11/25	11/26	M/T/BF
12	CE67514 ** - 4	TMD-SM	ICP7 HG	0.79	B	50			11/25	11/26	M/T/BF

QC Rpt Cmnt

Prep Comment Metals: Ag12, Al4, As12, Ba12, Be4, Ca4, Cd12, Co4, Cr12, Cu4, Fe4, K4, Mg4, Mn4, Na4, Ni4, Pb12, Sb4, Se12, Tl4, V4, Zn4 ||

Post Comment

Surrogate Id # **Tracking #** **Time In** 22:00

Spike # **Tracking #** **Time Out** 4:00

LCSID # **Tracking #** **Temp** 97.4

Standards **Time Basic**

Vendor Id	Item ID	Phoenix Lot Number	Vendor Lot Number	Expiration Date
Absolute Standa	Zirconium (Zr)			
Brand-Nu	Hydrogen Peroxide 30% (6x500ml)	S#NVU	1003Y04	05/19/20
ERA	Metals In Soil	S#MWW	D104-540	07/31/22
Fisher	Hydrochloric Acid	S#NXJ	4119040	11/21/20
Fisher	Nitric Acid	S#NY0	1119081	11/24/20
Inorganic Ventu	Second Source 1	S#N7K	N2-MEB674078	11/17/20
Inorganic Ventu	Second Source 2	S#N7R	P2-MEB680653	11/17/20

APPENDIX H

ENVIRONMENTAL EASEMENT

SARATOGA COUNTY – STATE OF NEW YORK

SARATOGA COUNTY CLERK
CRAIG A. HAYNER
40 MCMASTER STREET, BALLSTON SPA, NY 12020

COUNTY CLERK'S RECORDING PAGE
*****THIS PAGE IS PART OF THE DOCUMENT – DO NOT DETACH*****

INSTRUMENT #: 2019022507

Receipt#: 2019212277615
Clerk: DG
Rec Date: 08/13/2019 08:59:17 AM
Doc Grp: D
Descrip: REGULAR EASEMENT
Num Pgs: 11

Party1: JJB 125 BATH LLC
Party2: NEW YORK STATE PEOPLE OF
Town: MILTON

Recording:

Pages	0.00
Cultural Ed	0.00
Records Management - Coun	0.00
Records Management - Stat	0.00
Names	0.00
Sub Total:	0.00
Transfer Tax	
Transfer Tax	0.00
Sub Total:	0.00
Total:	0.00

**** NOTICE: THIS IS NOT A BILL ****

***** Transfer Tax *****
Transfer Tax #: 286
Transfer Tax

Total: 0.00

This page constitutes the Clerk's endorsement, required by section 316-a (5) & 319 of the Real Property Law of the State of New York with a stamped signature underneath.

Craig A. Hayner
Saratoga County Clerk

Record and Return To:

ELECTRONICALLY RECORDED BY SIMPLIFILE

2019022507
08/13/2019 08:59:17 AM
11 Pages RECORDED
REGULAR EASEMENT
Saratoga County Clerk

ENVIRONMENTAL EASEMENT GRANTED PURSUANT TO ARTICLE 71, TITLE 36 OF THE NEW YORK STATE ENVIRONMENTAL CONSERVATION LAW

THIS INDENTURE made this 31st day of July, 2019, between Owner(s) JJB 125 Bath LLC, having an office at c/o JEEMS, LLC, 17 Sonja Lane, Ballston Spa, New York 12020, County of Saratoga, State of New York (the "Grantor"), and The People of the State of New York (the "Grantee"), acting through their Commissioner of the Department of Environmental Conservation (the "Commissioner", or "NYSDEC" or "Department" as the context requires) with its headquarters located at 625 Broadway, Albany, New York 12233,

WHEREAS, the Legislature of the State of New York has declared that it is in the public interest to encourage the remediation of abandoned and likely contaminated properties ("sites") that threaten the health and vitality of the communities they burden while at the same time ensuring the protection of public health and the environment; and

WHEREAS, the Legislature of the State of New York has declared that it is in the public interest to establish within the Department a statutory environmental remediation program that includes the use of Environmental Easements as an enforceable means of ensuring the performance of operation, maintenance, and/or monitoring requirements and the restriction of future uses of the land, when an environmental remediation project leaves residual contamination at levels that have been determined to be safe for a specific use, but not all uses, or which includes engineered structures that must be maintained or protected against damage to perform properly and be effective, or which requires groundwater use or soil management restrictions; and

WHEREAS, the Legislature of the State of New York has declared that Environmental Easement shall mean an interest in real property, created under and subject to the provisions of Article 71, Title 36 of the New York State Environmental Conservation Law ("ECL") which contains a use restriction and/or a prohibition on the use of land in a manner inconsistent with engineering controls which are intended to ensure the long term effectiveness of a site remedial program or eliminate potential exposure pathways to hazardous waste or petroleum; and

WHEREAS, Grantor, is the owner of real property located at the address of 125 Bath Street in the Town of Milton, Village of Ballston Spa, County of Saratoga and State of New York, known and designated on the tax map of the County Clerk of Saratoga as tax map parcel numbers: Section 216.32 Block 1 Lot 96.2, being a portion of the property conveyed to Grantor by deed dated September 21, 2018 and recorded in the Saratoga County Clerk's Office in Instrument No. 2018029071. The property subject to this Environmental Easement (the "Controlled Property") comprises approximately 6.052 +/- acres, and is hereinafter more fully described in the Land Title Survey dated May 23, 2014 and last revised June 27, 2019 prepared by Vincent P. Ausfeld, L.L.S. of Ausfeld & Waldruff Land Surveyors LLP, which will be attached to the Site Management Plan. The Controlled Property description is set forth in and attached hereto as Schedule A; and

WHEREAS, the Department accepts this Environmental Easement in order to ensure the protection of public health and the environment and to achieve the requirements for remediation

established for the Controlled Property until such time as this Environmental Easement is extinguished pursuant to ECL Article 71, Title 36; and

NOW THEREFORE, in consideration of the mutual covenants contained herein and the terms and conditions of Brownfield Cleanup Agreement Index Number: C546055-10-12 as amended February 14, 2019, Grantor conveys to Grantee a permanent Environmental Easement pursuant to ECL Article 71, Title 36 in, on, over, under, and upon the Controlled Property as more fully described herein ("Environmental Easement").

1. Purposes. Grantor and Grantee acknowledge that the Purposes of this Environmental Easement are: to convey to Grantee real property rights and interests that will run with the land in perpetuity in order to provide an effective and enforceable means of encouraging the reuse and redevelopment of this Controlled Property at a level that has been determined to be safe for a specific use while ensuring the performance of operation, maintenance, and/or monitoring requirements; and to ensure the restriction of future uses of the land that are inconsistent with the above-stated purpose.

2. Institutional and Engineering Controls. The controls and requirements listed in the Department approved Site Management Plan ("SMP") including any and all Department approved amendments to the SMP are incorporated into and made part of this Environmental Easement. These controls and requirements apply to the use of the Controlled Property, run with the land, are binding on the Grantor and the Grantor's successors and assigns, and are enforceable in law or equity against any owner of the Controlled Property, any lessees and any person using the Controlled Property.

A. (1) The Controlled Property may be used for:

Restricted Residential as described in 6 NYCRR Part 375-1.8(g)(2)(ii), Commercial as described in 6 NYCRR Part 375-1.8(g)(2)(iii) and Industrial as described in 6 NYCRR Part 375-1.8(g)(2)(iv)

(2) All Engineering Controls must be operated and maintained as specified in the Site Management Plan (SMP);

(3) All Engineering Controls must be inspected at a frequency and in a manner defined in the SMP;

(4) The use of groundwater underlying the property is prohibited without necessary water quality treatment as determined by the NYSDOH or the Saratoga County Department of Health to render it safe for use as drinking water or for industrial purposes, and the user must first notify and obtain written approval to do so from the Department;

(5) Groundwater and other environmental or public health monitoring must be performed as defined in the SMP;

(6) Data and information pertinent to Site Management of the Controlled Property must be reported at the frequency and in a manner defined in the SMP;

(7) All future activities on the property that will disturb remaining contaminated material must be conducted in accordance with the SMP;

(8) Monitoring to assess the performance and effectiveness of the remedy must be performed as defined in the SMP;

(9) Operation, maintenance, monitoring, inspection, and reporting of any mechanical or physical components of the remedy shall be performed as defined in the SMP;

(10) Access to the site must be provided to agents, employees or other representatives of the State of New York with reasonable prior notice to the property owner to assure compliance with the restrictions identified by this Environmental Easement.

B. The Controlled Property shall not be used for Residential purposes as defined in 6NYCRR 375-1.8(g)(2)(i), and the above-stated engineering controls may not be discontinued without an amendment or extinguishment of this Environmental Easement.

C. The SMP describes obligations that the Grantor assumes on behalf of Grantor, its successors and assigns. The Grantor's assumption of the obligations contained in the SMP which may include sampling, monitoring, and/or operating a treatment system, and providing certified reports to the NYSDEC, is and remains a fundamental element of the Department's determination that the Controlled Property is safe for a specific use, but not all uses. The SMP may be modified in accordance with the Department's statutory and regulatory authority. The Grantor and all successors and assigns, assume the burden of complying with the SMP and obtaining an up-to-date version of the SMP from:

Site Control Section
Division of Environmental Remediation
NYSDEC
625 Broadway
Albany, New York 12233
Phone: (518) 402-9553

D. Grantor must provide all persons who acquire any interest in the Controlled Property a true and complete copy of the SMP that the Department approves for the Controlled Property and all Department-approved amendments to that SMP.

E. Grantor covenants and agrees that until such time as the Environmental Easement is extinguished in accordance with the requirements of ECL Article 71, Title 36 of the ECL, the property deed and all subsequent instruments of conveyance relating to the Controlled Property shall state in at least fifteen-point bold-faced type:

This property is subject to an Environmental Easement held

by the New York State Department of Environmental Conservation pursuant to Title 36 of Article 71 of the Environmental Conservation Law.

F. Grantor covenants and agrees that this Environmental Easement shall be incorporated in full or by reference in any leases, licenses, or other instruments granting a right to use the Controlled Property.

G. Grantor covenants and agrees that it shall, at such time as NYSDEC may require, submit to NYSDEC a written statement by an expert the NYSDEC may find acceptable certifying under penalty of perjury, in such form and manner as the Department may require, that:

(1) the inspection of the site to confirm the effectiveness of the institutional and engineering controls required by the remedial program was performed under the direction of the individual set forth at 6 NYCRR Part 375-1.8(h)(3).

(2) the institutional controls and/or engineering controls employed at such site:

(i) are in-place;

(ii) are unchanged from the previous certification, or that any identified changes to the controls employed were approved by the NYSDEC and that all controls are in the Department-approved format; and

(iii) that nothing has occurred that would impair the ability of such control to protect the public health and environment;

(3) the owner will continue to allow access to such real property to evaluate the continued maintenance of such controls;

(4) nothing has occurred that would constitute a violation or failure to comply with any site management plan for such controls;

(5) the report and all attachments were prepared under the direction of, and reviewed by, the party making the certification;

(6) to the best of his/her knowledge and belief, the work and conclusions described in this certification are in accordance with the requirements of the site remedial program, and generally accepted engineering practices; and

(7) the information presented is accurate and complete.

3. Right to Enter and Inspect. Grantee, its agents, employees, or other representatives of the State may enter and inspect the Controlled Property in a reasonable manner and at reasonable times to assure compliance with the above-stated restrictions.

4. Reserved Grantor's Rights. Grantor reserves for itself, its assigns, representatives, and successors in interest with respect to the Property, all rights as fee owner of the Property, including:

A. Use of the Controlled Property for all purposes not inconsistent with, or limited by the terms of this Environmental Easement;

B. The right to give, sell, assign, or otherwise transfer part or all of the underlying fee interest to the Controlled Property, subject and subordinate to this Environmental Easement;

5. Enforcement

A. This Environmental Easement is enforceable in law or equity in perpetuity by Grantor, Grantee, or any affected local government, as defined in ECL Section 71-3603, against the owner of the Property, any lessees, and any person using the land. Enforcement shall not be defeated because of any subsequent adverse possession, laches, estoppel, or waiver. It is not a defense in any action to enforce this Environmental Easement that: it is not appurtenant to an interest in real property; it is not of a character that has been recognized traditionally at common law; it imposes a negative burden; it imposes affirmative obligations upon the owner of any interest in the burdened property; the benefit does not touch or concern real property; there is no privity of estate or of contract; or it imposes an unreasonable restraint on alienation.

B. If any person violates this Environmental Easement, the Grantee may revoke the Certificate of Completion with respect to the Controlled Property.

C. Grantee shall notify Grantor of a breach or suspected breach of any of the terms of this Environmental Easement. Such notice shall set forth how Grantor can cure such breach or suspected breach and give Grantor a reasonable amount of time from the date of receipt of notice in which to cure. At the expiration of such period of time to cure, or any extensions granted by Grantee, the Grantee shall notify Grantor of any failure to adequately cure the breach or suspected breach, and Grantee may take any other appropriate action reasonably necessary to remedy any breach of this Environmental Easement, including the commencement of any proceedings in accordance with applicable law.

D. The failure of Grantee to enforce any of the terms contained herein shall not be deemed a waiver of any such term nor bar any enforcement rights.

6. Notice. Whenever notice to the Grantee (other than the annual certification) or approval from the Grantee is required, the Party providing such notice or seeking such approval shall identify the Controlled Property by referencing the following information:

County, NYSDEC Site Number, NYSDEC Brownfield Cleanup Agreement, State Assistance Contract or Order Number, and the County tax map number or the Liber and Page or computerized system identification number.

Parties shall address correspondence to:	Site Number: C546055 Office of General Counsel NYSDEC 625 Broadway Albany New York 12233-5500
With a copy to:	Site Control Section Division of Environmental Remediation NYSDEC 625 Broadway Albany, NY 12233

All notices and correspondence shall be delivered by hand, by registered mail or by Certified mail

and return receipt requested. The Parties may provide for other means of receiving and communicating notices and responses to requests for approval.

7. Recordation. Grantor shall record this instrument, within thirty (30) days of execution of this instrument by the Commissioner or her/his authorized representative in the office of the recording officer for the county or counties where the Property is situated in the manner prescribed by Article 9 of the Real Property Law.

8. Amendment. Any amendment to this Environmental Easement may only be executed by the Commissioner of the New York State Department of Environmental Conservation or the Commissioner's Designee, and filed with the office of the recording officer for the county or counties where the Property is situated in the manner prescribed by Article 9 of the Real Property Law.

9. Extinguishment. This Environmental Easement may be extinguished only by a release by the Commissioner of the New York State Department of Environmental Conservation, or the Commissioner's Designee, and filed with the office of the recording officer for the county or counties where the Property is situated in the manner prescribed by Article 9 of the Real Property Law.

10. Joint Obligation. If there are two or more parties identified as Grantor herein, the obligations imposed by this instrument upon them shall be joint and several.

11. Consistency with the SMP. To the extent there is any conflict or inconsistency between the terms of this Environmental Easement and the SMP, regarding matters specifically addressed by the SMP, the terms of the SMP will control.

Remainder of Page Intentionally Left Blank

IN WITNESS WHEREOF, Grantor has caused this instrument to be signed in its name.

JJB 125 ~~Bath~~ LLC:

By: _____

Print Name: JAMES J BEAUDOIN

Title: SOLE MEMBER Date: 7/17/19

Grantor's Acknowledgment

STATE OF NEW YORK)
) ss:
COUNTY OF Rens.)

On the 17th day of July, in the year 2019 before me, the undersigned, personally appeared James Beaudoin personally known to me or proved to me on the basis of satisfactory evidence to be the individual(s) whose name is (are) subscribed to the within instrument and acknowledged to me that he/she/they executed the same in his/her/their capacity(ies), and that by his/her/their signature(s) on the instrument, the individual(s), or the person upon behalf of which the individual(s) acted, executed the instrument.

_____
Notary Public - State of New York
NORA E LINDELL
Notary Public, State of New York
No. 01LI5012006
Qualified in Rensselaer County
Commission Expires June 18, 2026

THIS ENVIRONMENTAL EASEMENT IS HEREBY ACCEPTED BY THE PEOPLE OF THE STATE OF NEW YORK, Acting by and Through the Department of Environmental Conservation as Designee of the Commissioner,

By: _____
Michael J. Ryan, Director
Division of Environmental Remediation

Grantee's Acknowledgment

STATE OF NEW YORK)
) ss:
COUNTY OF ALBANY)

On the 31st day of July, in the year 2019, before me, the undersigned, personally appeared Michael J. Ryan, personally known to me or proved to me on the basis of satisfactory evidence to be the individual(s) whose name is (are) subscribed to the within instrument and acknowledged to me that he/she/ executed the same in his/her/ capacity as Designee of the Commissioner of the State of New York Department of Environmental Conservation, and that by his/her/ signature on the instrument, the individual, or the person upon behalf of which the individual acted, executed the instrument.

_____
Notary Public - State of New York

David J. Chiusano
Notary Public, State of New York
No. 01CH5032146
Qualified in Schenectady County
Commission Expires August 22, 2022

SCHEDULE "A" PROPERTY DESCRIPTION

ALL THAT CERTAIN PARCEL OF LAND WITH BUILDINGS AND IMPROVEMENTS THEREON, SITUATE IN THE VILLAGE OF BALLSTON SPA, TOWN OF MILTON, COUNTY AT SARATOGA AND STATE OF NEW YORK, LYING ON THE WESTERLY SIDE OF BATH STREET AND BEING BOUNDED AND DESCRIBED AS FOLLOWS:

COMMENCING AT A POINT IN THE WESTERLY LINE AT BATH STREET AT IT'S INTERSECTION WITH THE EXISTING CENTER LINE OF GORDON CREEK, SAID POINT OF COMMENCEMENT BEING SITUATE NORTH 02 DEGREES 04 MINUTES 30 SECONDS EAST A DISTANCE OF 161.17 FEET ALONG SAID BATH STREET FROM THE SOUTHEAST CORNER OF LAND DESCRIBED IN A DEED FROM GORDON CREEK, INC. TO PAUL J. RICKETT, SR. (BOOK 689 OF DEEDS – PAGE 574), THENCE FROM SAID POINT OF COMMENCEMENT NORTH 02 DEGREES 04 MINUTES 30 SECONDS EAST A DISTANCE OF 27.86 FEET TO THE POINT OF BEGINNING, THENCE FROM SAID POINT OF BEGINNING AND THROUGH THE LANDS NOW OR FORMERLY OF LINEN SYSTEMS FOR HOSPITAL, INC. THE FOLLOWING EIGHT (8) COURSES: 1) SOUTH 60 DEGREES 30 MINUTES 7 SECONDS WEST A DISTANCE OF 94.24 FEET TO A POINT, 2) SOUTH 64 DEGREES 33 MINUTES 50 SECONDS WEST A DISTANCE OF 69.48 FEET TO A POINT, 3) SOUTH 64 DEGREES 13 MINUTES 20 SECONDS WEST A DISTANCE OF 91.97 FEET TO A POINT, 4) SOUTH 73 DEGREES 37 MINUTES 22 SECONDS WEST A DISTANCE OF 18.36 FEET TO A POINT, 5) SOUTH 68 DEGREES 23 MINUTES 31 SECONDS WEST A DISTANCE OF 48.04 FEET TO A POINT, 6) SOUTH 71 DEGREES 09 MINUTES 06 SECONDS WEST A DISTANCE OF 115.69 FEET TO A POINT, 7) NORTH 89 DEGREES 41 MINUTES 02 SECONDS WEST A DISTANCE OF 51.85 FEET TO A POINT AND 8) SOUTH 83 DEGREES 21 MINUTES 43 SECONDS WEST A DISTANCE OF 97.02 FEET TO A POINT ON THE EASTERLY LINE OF LANDS NOW OR FORMERLY OF THE DELAWARE AND HUDSON RAILROAD CORPORATION, THENCE ALONG SAID EASTERLY LINE THE FOLLOWING FOUR (4) COURSES: 1) NORTH 04 DEGREES 56 MINUTES 42 SECONDS EAST A DISTANCE OF 20.52 FEET TO A POINT; 2) NORTH 20 DEGREES 18 MINUTES 22 SECONDS EAST A DISTANCE OF 312.33 FEET TO A POINT; 3) NORTH 23 DEGREES 54 MINUTES 13 SECONDS EAST A DISTANCE OF 386.90 FEET TO A POINT; 4) NORTH 15 DEGREES 52 MINUTES 18 SECONDS EAST A DISTANCE OF 110.96 FEET TO AN EXISTING CONCRETE MONUMENT; THENCE ALONG LANDS NOW OR FORMERLY OF THOMAS O. MANOQUE, SOUTH 83 DEGREES 12 MINUTES 52 SECONDS EAST A DISTANCE OF 301.84 FEET TO AN EXISTING CONCRETE MONUMENT IN THE WESTERLY LINE OF BATH STREET; THENCE ALONG SAID WESTERLY LINE, SOUTH 06 DEGREES 16 MINUTES 13 SECONDS WEST A DISTANCE OF 12.15 FEET TO AN EXISTING IRON AXLE AT THE COMMON CORNER WITH LANDS NOW OR FORMERLY OF WILLIAM RYAN; THENCE NORTH 83 DEGREES 08 MINUTES 36 SECONDS WEST ALONG SAID BOUNDS PASSING THROUGH AN EXISTING CONCRETE MONUMENT AT A DISTANCE OF ABOUT 161.2 FEET MARKING THE CORNER WITH LANDS OF SAID RYAN AND OF THE VILLAGE OF BALLSTON SPA, A TOTAL DISTANCE OF 234.04 FEET TO AN EXISTING CONCRETE MONUMENT, THENCE CONTINUING ALONG LANDS OF THE VILLAGE, SOUTH 06 DEGREES 02 MINUTES 53 SECONDS WEST A DISTANCE OF 4818 FEET TO AN EXISTING CONCRETE MONUMENT AND SOUTH 83 DEGREES 17 MINUTES 35 SECONDS EAST

A DISTANCE OF 72.94 FEET TO AN EXISTING CONCRETE MONUMENT AT THE NORTHWEST CORNER OF LANDS NOW OR FORMERLY OF PARMY SENTIWANY; THENCE, ALONG SAID LANDS SOUTH 06 DEGREES 19 MINUTES 16 SECONDS WEST A DISTANCE OF 39.85 FEET TO AN EXISTING CONCRETE MONUMENT AND SOUTH 83 DEGREES 05 MINUTES 26 SECONDS EAST A DISTANCE OF 160.95 FEET TO AN EXISTING CONCRETE MONUMENT IN THE WESTERLY LINE OF BATH STREET; THENCE, ALONG SAID WESTERLY LINE, SOUTH 06 DEGREES 14 MINUTES 17 SECONDS WEST A DISTANCE OF 304.83 FEET TO AN IRON ROD SET AND SOUTH 02 DEGREES 04 MINUTES 30 SECONDS WEST A DISTANCE OF 148.26 FEET TO THE POINT OR PLACE OF BEGINNING CONTAINING 6.052 ACRES OF LAND.