REPORT ON
***REVISED* SUPPLEMENTAL REMEDIAL INVESTIGATION (RI) REPORT ADDENDUM**
FORMER ENDICOTT-JOHNSON RANGER PARACORD FACILITY - SOUTHERN PARCEL
JOHNSON CITY, NEW YORK

by

Haley & Aldrich of New York
Rochester, New York

for

New York State Department of Environmental Conservation
Kirkwood, New York

File No. 30603-011
***Revised* 30 January 2008**

HALEY & ALDRICH

Haley & Aldrich of New York
200 Town Centre Drive
Suite 2
Rochester, NY 14623-4264

Tel: 585.359.9000
Fax: 585.359.4650
HaleyAldrich.com

Revised 30 January 2008
20 December 2007
File No. 30603-011

New York State Department of Environmental Conservation
Kirkwood Sub-Office
1679 NY Route 11
Kirkwood, New York 13795-1602

Attention: Mr. Gary Priscott

Subject: *Revised* Supplemental Remedial Investigation (RI) Report Addendum
Former Endicott-Johnson Ranger Paracord Facility - Southern Parcel
Johnson City, New York
BCP Site Number C704048

Ladies and Gentlemen:

Haley & Aldrich is pleased to submit this Supplemental Remedial Investigation Report Addendum ("SRI Addendum") describing additional field work completed at the above-referenced site ("the Site") , pursuant to a Brownfield Cleanup Agreement ("BCA") between Brownfield Cleanup volunteer Stella Ireland Road Associates, LLC ("Stella"), and NYSDEC, which was executed by NYSDEC on 13 September 2005. *This SRI Addendum has been revised per NYSDEC's request. Revisions are included in italicized text.*

This SRI Addendum supplements the previously submitted Supplemental Remedial Investigation Report ("SRI Report") dated 24 July 2007 and summarizes the field work completed and laboratory data obtained as a result of additional remedial investigations requested by the New York State Department of Environmental Conservation (NYSDEC) in its letters to Haley & Aldrich dated 17 August 2007 and 29 October 2007 (included in Appendix A) and as outlined in Haley & Aldrich's Supplemental Remedial Investigation Work Plan Addendum (SRI Work Plan Addendum) dated 4 October 2007.[1] Because background information for this Site has been set forth in the previously submitted SRI Report, Conceptual Site Model submittal, and SRI Addendum Work Plan, it will not be reiterated herein, but those reports are referenced in this SRI Addendum where appropriate.

The objectives of the additional remedial investigations have been met and are described herein. Our conclusions and recommendations resulting from the additional data obtained are provided at the end of this report, and indicate that previously identified soil constituents associated with Site-wide fill materials are not impacting Site groundwater.

[1] In addition to the supplemental field investigation described herein, NYSDEC requested additional information supporting the Conceptual Site Model and SRI Report. The additional information (a detailed history of site fill and a fill contour plan) was submitted to NYSDEC under separate cover on 7 September 2007

This SRI Addendum was revised per NYSDEC's request to include additional information that was either: 1) previously submitted subsequent to the July 2007 SRI Report but prior to the original 20 December 2007 SRI Addendum; or 2) discussed following the submittal of the SRI Addendum. The items added to the SRI Addendum in this revision are summarized as follows:

- *Cross-sections associated with the Conceptual Site Model that were submitted under separate cover to the NYSDEC on 20 July 2007. The cross-sections comprise figures 4 through 6 of the Conceptual Site Model (Submitted as part of the SRI Report), and are included in Appendix E.*

- *A letter dated 7 September 2007(Appendix F) regarding the urban fill history at the Site, which included a contour map of fill material depths requested by the NYSDEC in their letter dated 17 August 2007 (Appendix A.)*

- *Correspondence with the NYSDEC and Columbia Analytical Services regarding the detection limits associated with the laboratory analysis of Semi-Volatile Organic Compounds (SVOCs) via EPA Method 8270C for groundwater. This correspondence is included in Appendix G.*

ADDITIONAL REMEDIAL INVESTIGATION OBJECTIVES

Additional investigations were conducted in Areas L, M, and N, and in the areas near TP-1 and TP-2 as requested by NYSDEC in its letters dated 17 August 2007 and 29 October 2007, which were generated in response to the SRI Report. The additional investigations consisted of groundwater sampling adjacent to areas L, M, and N, and TP-1 and TP-2 for the purpose of determining if groundwater in the vicinity of these areas has been impacted by the compounds encountered in the fill materials at the Site.

The additional investigation activities were conducted in November 2007 and are described as follows.

Monitoring Well Installation and Development

Five (5), 2-inch diameter monitoring wells were installed approximately 10 feet to the west of each of the following areas: L, M, N, TP-2 and, TP-1. The wells were designated MW-101, MW-102, MW-103, MW-104, and MW-105, respectively. The location of the wells was determined based on the westerly overall site groundwater flow direction derived from past site and area investigations, and wells were placed in a location proximate to the areas and test pits listed above so as to be representative of groundwater conditions. The well locations were approved by the NYSDEC in their 29 October 2007 letter.

At each new monitoring well location, a boring was advanced using a hollow-stem auger to the top of the water table, and a monitoring well was installed in the borings. The wells were installed using the methods described in the SRI Work Plan Addendum. Following installation, the wells were developed using a submersible whale pump until the pumped water was relatively free of sediment and exhibited a turbidity of less than 50 NTU.

Well installation occurred on 5 and 6 November 2007 and well development occurred on 6 November 2007. Well installation and development were completed by Nothnagle Drilling of Scottsville, New York and overseen by Haley & Aldrich personnel. Additionally, the NYSDEC was onsite on 5 November 2007 to observe a portion of the drilling activities. The well installation and development reports are attached hereto at Appendix B.

Groundwater Sampling

One round of groundwater sampling was conducted by Haley & Aldrich personnel on 19 November 2007, two weeks after completion of development activities. The groundwater sampling event included water-level monitoring and sample collection at each of the five new wells (MW-101 through MW-105).

The wells were purged prior to sampling using low-flow methods and a bladder pump, as described in the SRI Work Plan Addendum. The following groundwater quality parameters were monitored during the purge using a flow-through cell: pH, temperature, oxidation/reduction potential (ORP), dissolved oxygen (DO), turbidity, and conductivity. Groundwater samples were collected after groundwater quality parameters stabilized (defined in the Standard Operation Procedures (SOPs) included in Appendix B of the SRI Work Plan Addendum).

Well Survey and Groundwater Level Data

On 6 December 2007, site-wide groundwater levels were obtained from the five new wells, and three previously existing wells (MW-1, MW-3, and MW-8; see Figure 2). In addition, each monitoring well location was surveyed by Bergmann Associates for purposes of developing updated groundwater contours at the Site. Groundwater contours are included on Figure 2. Groundwater levels are reported in Table 1.

Prior to this groundwater investigation, the inferred regional groundwater flow direction was to the west based on historical subsurface investigations for the Site, geologic reports for the Site, and USGS reports for the region. Groundwater analysis completed for the Gannett Parcel in 2004 showed a subtle hydraulic gradient and a groundwater flow direction generally toward the west. Groundwater flow at the Site has historically been variable and has fluctuated due to anthropogenic, environmental, and seasonal changes.

Based on the water level data collected during this investigation, groundwater flow across the Site is generally to the west as anticipated; however, a localized groundwater mound was identified in the vicinity of MW-104, and may be attributed to minor water level fluctuations in an area of localized heterogeneity that are highlighted due to the relatively flat site-wide hydraulic gradient. Nevertheless, the wells installed as part of this investigation were placed in locations that are generally downgradient and representative of the groundwater conditions in areas L, M, and N, and near TP-1 and TP-2.

INVESTIGATION ANALYTICAL RESULTS

As described in the previous section, five permanent groundwater wells were installed on the Site and sampled on 19 November 2007. The groundwater samples were submitted to Columbia

Analytical Services of Rochester, New York, an ELAP certified laboratory.
Groundwater samples from MW-101 through MW-103 (Areas L through N) were analyzed for Target Compound List (TCL) Volatile Organic Compounds (VOCs) using EPA Method 8260B, Polycyclic Aromatic Hydrocarbons (PAHs) using EPA Method 8270C, and Target Analyte List (TAL) metals by EPA Method 6010B.

The groundwater samples from MW-104 and MW-105 (downgradient of TP-2 and TP-1) were analyzed for TCL VOCs by EPA Method 8260B, and TCL Semi-Volatile Organic Hydrocarbons (SVOCs) by EPA Method 8270C. The analytical results were compared to the NYSDEC Technical and Operational Guidance Series Ambient Water Quality Standards and Guidance Values for water class GA (TOGS 1.1.1.).

Overall, the laboratory data indicate that the compounds of concern at the Site were not detected in groundwater at levels above laboratory detection limits. *Correspondence with the NYSDEC regarding the laboratory detection limits is included in Appendix G.*

The laboratory results are summarized below and are also included in Table 2. Laboratory analytical data are included in Appendix C.

Areas L, M, and N – wells MW 101 through MW-103

- VOCs were not detected above detection limits in MW-101.
- Low levels of VOCs, an order of magnitude below TOGS 1.1.1, were detected in MW-102.
- VOCs were not detected in MW-103.
- PAHs were not detected above laboratory detection limits in MW-101, MW-102, and MW-103, with the exception of one low-level detection of acenaphthene in MW-103 (two orders of magnitude below TOGS 1.1.1.).
- Iron and sodium were detected less than one order of magnitude above TOGS 1.1.1. in MW-101 and MW-102. Iron was detected approximately one order of magnitude above TOGS 1.1.1. in MW-103. Selenium was detected slightly above TOGS 1.1.1. in MW-2. Other metals detected in MW-101, MW-102, and MW-103, but not above TOGS 1.1.1, include aluminum, barium, calcium, magnesium, manganese, and potassium.

TP-2 and TP-1 – wells MW-104 and MW-105

- VOCs were not detected in MW-104.
- SVOCs were not detected above laboratory detection limits in MW-104. In MW-105, SVOCs were not detected with the exception of Bis(2-ethylhexyl)phthalate and phenanthrene, which were detected one and two orders of magnitude below TOGS 1.1.1., respectively.

DATA USABILITY SUMMARY REPORT

Data were evaluated in accordance with the NYSDEC "Guidance for the Development of Quality Assurance Plans and Data Usability Summary Reports (DUSR)," dated September 1997, and the United States Environmental Protection Agency (USEPA) "National Functional Guidelines for Organic Data Review" (EPA 540/R-99/008), and "National Functional

Guidelines for Inorganic Data Review, Final" (EPA 540-R-01-008). Method protocol criteria were also considered, where applicable, as prescribed by "Test Methods for Evaluating Solid Waste," SW846, Update III, 1996.

A review of the data indicated that all data produced under the Supplemental RI addendum were properly analyzed by the laboratory. After data validation review, some sample results were qualified as estimated due to the following: samples analyzed outside holding time criteria, unsatisfactory calibration verification, surrogate recovery outside of criteria, poor internal standard recovery, poor spike recovery, poor method precision as measured by duplicate sample analysis, or the presence of physical or chemical interferences as measured by analysis of serial dilutions. In summary, the analytical results were found to be compliant with the data quality objectives for the project and 100% usable, with the few exceptions noted in the accompanying DUSRs related to the data sets. Full DUSR reports are located in Appendix D.

CONCLUSIONS AND RECOMMENDATIONS

The results of this supplemental investigation further support the conclusions and recommendations stated in our RI Report. VOCs and PAHs/SVOCs were not detected in the groundwater above TOGS 1.1.1. Metals were not detected above TOGS 1.1.1. with the exception of iron, sodium, and one low level detection of selenium. Iron and sodium are naturally occurring in the subsurface, and were detected in all of the wells sampled, indicating that there is not a point source issue at the site and the presence of these metals is more likely a result of geologic (soil and rock type) influence rather than a localized anthropogenic source. Selenium is also a naturally occurring metal, and thus this low detection of selenium is not an indication of a significant contamination source. Furthermore, though the turbidity of each metals sample submitted to the laboratory was recorded at below 50 NTU, the samples were not filtered in the field or laboratory, and it is possible that detections above TOGS 1.1.1. of iron, sodium, and/or selenium are a result of fine sediment in the sample.

The analytical results from the new wells confirm that groundwater has not been impacted by the primary soil compounds identified in the fill as reported in the SRI Report, specifically PAHs, lead, copper, and arsenic.

The onsite wells will be decommissioned prior to surcharge material being placed on the site for geotechnical and construction purposes.

We trust that the additional investigation results summarized in this report are sufficient for approval of the Remedial Investigation. Please do not hesitate to call if you have any questions or comments.

Sincerely yours,
HALEY & ALDRICH OF NEW YORK

Claire L. DeBergalis
Environmental Scientist

Lisa Turturro
Senior Environmental Geologist

Vince Dick
Vice President

Enclosures:

Table 1 – Groundwater Elevations
Table 2 – Summary of Groundwater Quality Data
Figure 1 – Project Locus
Figure 2 – Site Plan with Groundwater Contours
Appendix A – NYSDEC Correspondence
Appendix B – Well Installation Reports, Development Reports, and Sampling Records
Appendix C – Laboratory Analytical Data
Appendix D – Data Usability Summary Reports
Appendix E – Conceptual Site Model Cross-Sections (Submitted 20 July 2007)
Appendix F – Conceptual Site Model Supporting Letter (Submitted 7 September 2007)
Appendix G – Correspondence Regarding Laboratory Detection Limits

c: NYSDEC Region 7 – Gregg Townsend
NYSDOH Bureau of Environmental Exposure Investigation – Krista Anders
Newman Development Group – Kenneth S. Kamlet, Esq.

G:\Projects\30603\011 (Southern Parcel Supplemental Investigation)\Sup. RI Addendum\Revised Addendum\2008_0130_ Revised SRI Report Addendum_f.doc

REFERENCES

1. Topographic Map, Binghamton West Quadrangle, United States Geological Survey 7.5 minute series.

2. Site Plan taken from plan entitled "Proposed Development – Existing Site, Revised Property Areas – Johnson City, New York – November 21, 2003," by Newman Development Group, LLC.

3. Phase I Environmental Site Assessment, dated March 1993, by Dames & Moore

4. Phase II Environmental Site Assessment and Cleanup Plan, dated February 1997, by Dames & Moore

5. Summary Report February 2001 Investigation (Draft), dated March 2001, by Camp Dresser & McKee

6. Report on Former Endicott – Johnson Ranger Paracord Site, CFJ Boulevard and Lester Avenue, Johnson City New York, December 2003, by Haley & Aldrich of New York

7. Data Report Former Endicott-Johnson Ranger Paracord Facility, dated January 2004, by Vertex Engineering Services

8. Supplemental Investigation Work Plan, October 2005, by Haley & Aldrich of New York

9. Letter to the New York State Department of Environmental Conservation regarding "Former Endicott-Johnson Ranger Paracord Site, Southern Parcel Status and Update," dated 2 February 2006 from Haley & Aldrich of New York

10. Supplemental Investigation Results Summary, April 2007, by Haley & Aldrich of New York

11. Supplemental Remedial Investigation (RI) Report, July 2007, by Haley & Aldrich of New York.

12. Brownfield Cleanup Agreement Supplemental Remedial Investigation Work Plan Addendum, October 2007, by Haley & Aldrich of New York.

13. Wolcott, Stephen W. and Coon, William F., 2001, Simulation of a Valley-Fill Aquifer System to Delineate Flow Paths, Contributing Areas, and Traveltime to Wellfields in Southwestern Broome County, New York: U.S. Geological Survey, Water-Resources Investigation Report 01-4171.

TABLE 1 - GROUNDWATER ELEVATION SUMMARY
FORMER ENDICOTT-JOHNSON RANGER PARACORD - SOUTHERN PARCEL
JOHNSON CITY, NEW YORK
FILE NO.: 30603-011

Well Designation	Depth to Water (ft)	Ground Elevation	Elevation to top of Riser	Elevation to top of Casing	Water Elevation
MW-1	16.61	844.77	849.78	849.97	833.17
MW-3	11.54	843.53	845.27	845.58	833.73
MW-8	10.23	842.82	845.29	845.52	835.06
MW-101	12.7	843.52	846.17	846.18	833.47
MW-102	12.8	843.65	846.37	846.37	833.57
MW-103	9.32	842.19	844.94	844.93	835.62
MW-104	9.57	843.10	845.83	845.79	836.26
MW-105	12.94	843.88	846.60	846.58	833.66

Notes:
1. Based on water depths collected on 6 December 2007.
2. Depth to water was determined from the top of the PVC well riser pipe.

TABLE 2 - SUMMARY OF GROUNDWATER QUALITY DATA
FORMER ENDICOTT-JOHNSON RANGER PARACORD - SOUTHERN PARCEL
JOHNSON CITY, NEW YORK
FILE NO.: 30603-011

SAMPLE DESIGNATION	**NYSDEC**	Minimum/	**MW-101**	**MW-102**	**MW-103**	**MW-104**	**MW-105**
WELL SCREEN DEPTH (FT BGS)	**TOGS 1.1.1**	Instrument	5-15 ft	5-15 ft	6-16 ft	7-17 ft	7-17 ft
DEPTH TO GW (FT BGS)	VOC: µg/L	Detection	10.52 ft	10.43 ft	8.02 ft	7.08 ft	10.65 ft
SAMPLING DATE	SVOC: µg/L	Limits	11/19/2007	11/19/2007	11/19/2007	11/19/2007	11/19/2007
MATRIX	Metals: mg/L	(MDLs/IDLs)	Aqueous	Aqueous	Aqueous	Aqueous	Aqueous
VOCs (µg/L)							
Acetone	50	1.1	ND (5.00)	ND (5.00)	ND (5.00)	ND (5.00)	ND (5.00)
Benzene	1	0.12	ND (1.00)	ND (1.00)	ND (1.00)	ND (1.00)	ND (1.00)
Bromodichloromethane	50	0.15	ND (1.00)	ND (1.00)	ND (1.00)	ND (1.00)	ND (1.00)
Bromoform	50	0.69	ND (1.00)	ND (1.00)	ND (1.00)	ND (1.00)	ND (1.00)
Bromomethane	5	0.3	ND (1.00)	ND (1.00)	ND (1.00)	ND (1.00)	ND (1.00)
2-Butanone	NA	1.2	ND (5.00)	ND (5.00)	ND (5.00)	ND (5.00)	ND (5.00)
Carbon Disulfide	NA	0.093	ND (1.00)	ND (1.00)	ND (1.00)	ND (1.00)	ND (1.00)
Carbon Tetrachloride	5	0.2	ND (1.00)	ND (1.00)	ND (1.00)	ND (1.00)	ND (1.00)
Chlorobenzene	5	0.13	ND (1.00)	ND (1.00)	ND (1.00)	ND (1.00)	ND (1.00)
Chloroethane	5	0.3	ND (1.00)	ND (1.00)	ND (1.00)	ND (1.00)	ND (1.00)
Chloroform	7	0.2	ND (1.00)	0.20 J	ND (1.00)	ND (1.00)	ND (1.00)
Chloromethane	NA	0.17	ND (1.00)	ND (1.00)	ND (1.00)	ND (1.00)	ND (1.00)
Dibromochloromethane	50	0.15	ND (1.00)	ND (1.00)	ND (1.00)	ND (1.00)	ND (1.00)
1,1-Dichloroethane	5	0.12	ND (1.00)	ND (1.00)	ND (1.00)	ND (1.00)	ND (1.00)
1,2-Dichloroethane	0.6	0.23	ND (1.00)	ND (1.00)	ND (1.00)	ND (1.00)	ND (1.00)
1,1-Dichloroethene	5	0.27	ND (1.00)	ND (1.00)	ND (1.00)	ND (1.00)	ND (1.00)
cis-1,2-Dichloroethene	5	0.18	ND (1.00)	0.43 J	ND (1.00)	ND (1.00)	ND (1.00)
trans-1,2-Dichloroethene	5	0.15	ND (1.00)	ND (1.00)	ND (1.00)	ND (1.00)	ND (1.00)
1,2-Dichloropropane	1	0.24	ND (1.00)	ND (1.00)	ND (1.00)	ND (1.00)	ND (1.00)
cis-1,3-Dichloropropene	0.4	0.21	ND (1.00)	ND (1.00)	ND (1.00)	ND (1.00)	ND (1.00)
trans-1,3-Dichloropropene	0.4	0.21	ND (1.00)	ND (1.00)	ND (1.00)	ND (1.00)	ND (1.00)
Ethylbenzene	5	0.11	ND (1.00)	ND (1.00)	ND (1.00)	ND (1.00)	ND (1.00)
2-Hexanone	50	0.83	ND (5.00)	ND (5.00)	ND (5.00)	ND (5.00)	ND (5.00)
Methylene Chloride	5	0.27	ND (1.00)	ND (1.00)	ND (1.00)	ND (1.00)	ND (1.00)
4-Methyl-2-pentanone	NA	0.45	ND (5.00)	ND (5.00)	ND (5.00)	ND (5.00)	ND (5.00)
Styrene	5	0.14	ND (1.00)	ND (1.00)	ND (1.00)	ND (1.00)	ND (1.00)
1,1,2,2-Tetrachloroethane	5	0.24	ND (1.00)	ND (1.00)	ND (1.00)	ND (1.00)	ND (1.00)
Tetrachloroethene	5	0.2	ND (1.00)	ND (1.00)	ND (1.00)	ND (1.00)	ND (1.00)
Toluene	5	0.19	ND (1.00)	ND (1.00)	ND (1.00)	ND (1.00)	ND (1.00)
1,1,1-Trichloroethane	5	0.15	ND (1.00)	0.29 J	ND (1.00)	ND (1.00)	ND (1.00)
1,1,2-Trichloroethane	1	0.26	ND (1.00)	ND (1.00)	ND (1.00)	ND (1.00)	ND (1.00)
Trichloroethene	5	0.32	ND (1.00)	ND (1.00)	ND (1.00)	ND (1.00)	ND (1.00)
Vinyl Chloride	2	0.24	ND (1.00)	ND (1.00)	ND (1.00)	ND (1.00)	ND (1.00)
o-Xylene	5	0.2	ND (1.00)	ND (1.00)	ND (1.00)	ND (1.00)	ND (1.00)
m,p-Xylene	5	0.19	ND (1.00)	ND (1.00)	ND (1.00)	ND (1.00)	ND (1.00)
TOTAL VOCs:	NA	NA	ND	0.92 J	0.00 JB	ND	0.00 JB
SVOCs (µg/L)							
Acenaphthene	20	0.41	ND (11.00)	ND (9.80)	0.50 J	ND (9.40)	ND (9.40)
Acenapththylene	NA	0.33	ND (11.00)	ND (9.80)	ND (9.40)	ND (9.40)	ND (9.40)
Anthracene	50	0.23	ND (11.00)	ND (9.80)	ND (9.40)	ND (9.40)	ND (9.40)
Benzo(a)anthracene	0.002	0.24	ND (11.00)	ND (9.80)	ND (9.40)	ND (9.40)	ND (9.40)
Benzo(a)pyrene	ND	0.28	ND (11.00)	ND (9.80)	ND (9.40)	ND (9.40)	ND (9.40)
Benzo(b)fluoranthene	0.002	0.26	ND (11.00)	ND (9.80)	ND (9.40)	ND (9.40)	ND (9.40)
Benzo(g,h,i)perylene	NA	0.27	ND (11.00)	ND (9.80)	ND (9.40)	ND (9.40)	ND (9.40)
Benzo(k)fluoranthene	0.002	0.65	ND (11.00)	ND (9.80)	ND (9.40)	ND (9.40)	ND (9.40)
Benzyl Alcohol	NA	0.67	--	--	--	ND (9.40)	ND (9.40)
Butyl Benzyl Phthalate	50	0.34	--	--	--	ND (9.40)	ND (9.40)
Di-n-butylphthalate	50	0.82	--	--	--	ND (9.40)	ND (9.40)
Carbazole	NA	0.43	--	--	--	ND (9.40)	ND (9.40)
Indeno(1,2,3-cd)pyrene	0.002	0.28	ND (11.00)	ND (9.80)	ND (9.40)	ND (9.40)	ND (9.40)

SVOCs continued on Page 2

TABLE 2 - SUMMARY OF GROUNDWATER QUALITY DATA
FORMER ENDICOTT-JOHNSON RANGER PARACORD - SOUTHERN PARCEL
JOHNSON CITY, NEW YORK
FILE NO.: 30603-011

SAMPLE DESIGNATION	**NYSDEC**	Minimum/	**MW-101**	**MW-102**	**MW-103**	**MW-104**	**MW-105**
WELL SCREEN DEPTH (FT BGS)	**TOGS 1.1.1**	Instrument	5-15 ft	5-15 ft	6-16 ft	7-17 ft	7-17 ft
DEPTH TO GW (FT BGS)	VOC: µg/L	Detection	10.52 ft	10.43 ft	8.02 ft	7.08 ft	10.65 ft
SAMPLING DATE	SVOC: µg/L	Limits	11/19/2007	11/19/2007	11/19/2007	11/19/2007	11/19/2007
MATRIX	Metals: mg/L	(MDLs/IDLs)	Aqueous	Aqueous	Aqueous	Aqueous	Aqueous
SVOCs (ug/L)							
4-Chloroaniline	5	0.37	--	--	--	ND (9.40)	ND (9.40)
Bis(2-chloroethoxy)methane	5	0.63	--	--	--	ND (9.40)	ND (9.40)
Bis(2-chloroethyl)ether	1	0.6	--	--	--	ND (9.40)	ND (9.40)
2-Chloronaphthalene	10	0.21	--	--	--	ND (9.40)	ND (9.40)
2-Chlorophenol	NA	0.28	--	--	--	ND (9.40)	ND (9.40)
2,2'-oxybis(1-chloropropane)	NA	0.83	--	--	--	ND (9.40)	ND (9.40)
Chrysene	0.002	0.29	ND (11.00)	ND (9.80)	ND (9.40)	ND (9.40)	ND (9.40)
Dibenz(a,h)anthracene	NA	0.37	ND (11.00)	ND (9.80)	ND (9.40)	ND (9.40)	ND (9.40)
Dibenzofuran	NA	0.41	--	--	--	ND (9.40)	ND (9.40)
1,3-Dichlorobenzene	3	0.57	--	--	--	ND (9.40)	ND (9.40)
1,2-Dichlorobenzene	3	0.44	--	--	--	ND (9.40)	ND (9.40)
1,4-Dichlorobenzene	3	0.53	--	--	--	ND (9.40)	ND (9.40)
3,3'-Dichlorobenzidine	5	0.39	--	--	--	ND (9.40)	ND (9.40)
2,4-Dichlorophenol	5	0.33	--	--	--	ND (9.40)	ND (9.40)
Diethylphthalate	50	0.55	--	--	--	ND (9.40)	ND (9.40)
Dimethlyl Phthalate	50	0.45	--	--	--	ND (9.40)	ND (9.40)
2,4-Dimethylphenol	50	1.28	--	--	--	ND (9.40)	ND (9.40)
2,4-Dinitrophenol	10	13.73	--	--	--	ND (47.00)	ND (47.00)
2,4-Dinitrotoluene	5	0.51	--	--	--	ND (9.40)	ND (9.40)
2,6-Dinitrotoluene	5	0.52	--	--	--	ND (9.40)	ND (9.40)
Bis(2-ethylhexyl)phthalate	5	0.39	--	--	--	ND (9.40)	0.43 J
Fluoranthene	50	0.31	ND (11.00)	ND (9.80)	ND (9.40)	ND (9.40)	ND (9.40)
Fluorene	50	0.39	ND (11.00)	ND (9.80)	ND (9.40)	ND (9.40)	ND (9.40)
Hexachlorobenzene	0.04	0.39	--	--	--	ND (9.40)	ND (9.40)
Hexachlorobutadiene	0.5	0.59	--	--	--	ND (9.40)	ND (9.40)
Hexachlorocyclopentadiene	5	0.59	--	--	--	ND (9.40)	ND (9.40)
Hexachloroethane	5	0.49	--	--	--	ND (9.40)	ND (9.40)
Isophorone	50	0.47	--	--	--	ND (9.40)	ND (9.40)
2-Methylnaphthalene	NA	0.21	--	--	--	ND (9.40)	ND (9.40)
4,6-Dinitro-2-methylphenol	NA	11.77	--	--	--	ND (47.00)	ND (47.00)
4-Chloro-3-methylphenol	NA	0.35	--	--	--	ND (9.40)	ND (9.40)
2-Methylphenol	NA	0.75	--	--	--	ND (9.40)	ND (9.40)
3+4-Methylphenol	NA	1.27	--	--	--	ND (9.40)	ND (9.40)
Naphthalene	10	0.43	ND (11.00)	ND (9.80)	ND (9.40)	ND (9.40)	ND (9.40)
2-Nitroanaline	5	13.76	--	--	--	ND (47.00)	ND (47.00)
3-Nitroanaline	5	5.63	--	--	--	ND (47.00)	ND (47.00)
4-Nitroanaline	5	12.22	--	--	--	ND (47.00)	ND (47.00)
Nitrobenzene	0.4	0.3	--	--	--	ND (9.40)	ND (9.40)
2-Nitrophenol	1*	0.58	--	--	--	ND (9.40)	ND (9.40)
4-Nitrophenol	1*	7.55	--	--	--	ND (47.00)	ND (47.00)
N-Nitrosodimethylamine	NA	0.58	--	--	--	ND (9.40)	ND (9.40)
N-Nitrosodiphenylamine	50	0.29	--	--	--	ND (9.40)	ND (9.40)
Di-n-octyl Phthalate	NA	0.41	--	--	--	ND (9.40)	ND (9.40)
Pentachlorophenol	1*	12.71	--	--	--	ND (47.00)	ND (47.00)
Phenanthrene	50	0.24	ND (11.00)	ND (9.80)	ND (9.40)	ND (9.40)	0.63 J
Phenol	1*	0.44	--	--	--	ND (9.40)	ND (9.40)
4-Bromophenyl-phenylether	NA	0.66	--	--	--	ND (9.40)	ND (9.40)
4-Chlorophenyl-phenylether	NA	0.49	--	--	--	ND (9.40)	ND (9.40)
N-Nitroso-di-n-propylamine	NA	1.19	--	--	--	ND (9.40)	ND (9.40)
Pyrene	50	0.36	ND (11.00)	ND (9.80)	ND (9.40)	ND (9.40)	ND (9.40)
1,2,4-Trichlorobenzene	5	0.41	--	--	--	ND (9.40)	ND (9.40)
2,4,6-Trichlorophenol	5	0.48	--	--	--	ND (9.40)	ND (9.40)
2,4,5-Trichlorophenol	5	0.36	--	--	--	ND (9.40)	ND (9.40)
TOTAL SVOCs:	NA	NA	ND	ND	ND	ND	1.06 J

TABLE 2 - SUMMARY OF GROUNDWATER QUALITY DATA
FORMER ENDICOTT-JOHNSON RANGER PARACORD - SOUTHERN PARCEL
JOHNSON CITY, NEW YORK
FILE NO.: 30603-011

SAMPLE DESIGNATION	**NYSDEC**	Minimum/	**MW-101**	**MW-102**	**MW-103**	**MW-104**	**MW-105**
WELL SCREEN DEPTH (FT BGS)	**TOGS 1.1.1**	Instrument	5-15 ft	5-15 ft	6-16 ft	7-17 ft	7-17 ft
DEPTH TO GW (FT BGS)	VOC: µg/L	Detection	10.52 ft	10.43 ft	8.02 ft	7.08 ft	10.65 ft
SAMPLING DATE	SVOC: µg/L	Limits	11/19/2007	11/19/2007	11/19/2007	11/19/2007	11/19/2007
MATRIX	Metals: mg/L	(MDLs/IDLs)	Aqueous	Aqueous	Aqueous	Aqueous	Aqueous
Metals (mg/L)							
Aluminum	NA	0.0171	0.268	0.283	ND (0.10)	--	--
Antimony	0.003	0.0079	ND (0.060)	ND (0.060)	ND (0.060)	--	--
Arsenic	0.025	0.0038	ND (0.010)	ND (0.010)	ND (0.010)	--	--
Barium	1	0.0088	ND (0.020)	0.0583	0.37	--	--
Beryllium	0.003	0.0002	ND (0.005)	ND (0.005)	ND (0.005)	--	--
Cadmium	0.01	0.0004	ND (0.005)	ND (0.005)	ND (0.005)	--	--
Calcium	NA	0.0604	315	258	81.2	--	--
Chromium	0.05	0.0006	ND (0.010)	ND (0.010)	ND (0.010)	--	--
Cobalt	0.005	0.002	ND (0.050)	ND (0.050)	ND (0.050)	--	--
Copper	0.2	0.0049	ND (0.020)	ND (0.020)	ND (0.020)	--	--
Iron	0.3	0.0132	**5.56**	**0.526**	**8.95**	--	--
Lead	0.05	0.0008	ND (0.005)	ND (0.005)	ND (0.005)	--	--
Magnesium	35	0.049	18.30	22.30	4.74	--	--
Manganese	0.3	0.0014	0.155 J	0.0566 J	0.136 J	--	--
Mercury	0.002	0.00001	ND (0.0002)	ND (0.0002)	ND (0.0002)	--	--
Nickel	NA	0.0016	ND (0.040)	ND (0.040)	ND (0.040)	--	--
Potassium	NA	0.269	7.7	13.1	ND (2.000)	--	--
Selenium	0.01	0.0037	ND (0.010)	**0.0204**	ND (0.010)	--	--
Silver	0.05	0.0007	ND (0.010)	ND (0.010)	ND (0.010)	--	--
Sodium	20	0.172	**26.2**	**53.3**	3.34	--	--
Thallium	0.004	0.0037	ND (0.010)	ND (0.010)	ND (0.010)	--	--
Vandium	0.014	0.0021	ND (0.050)	ND (0.050)	ND (0.050)	--	--
Zinc	5	0.0016	0.0293	0.0339	ND (0.020)	--	--

NOTES & ABBREVIATIONS:

NA :Not applicable

ND(2.5): Not detected; number in parentheses is the laboratory reporting limit

VOCs: Volatile Organic Compounds by EPA Method 8260B.

SVOCs: Semi-Volatile Organic Compounds by EPA Method 8270C.

Metals: TAL Metals by EPA Method 6010B.

Mercury analyzed via method EPA Method 7470A.

TOGS 1.1.1: New York State Department of Environmental Conservation Ambient Water Quality Standards and Guidance Values

*: 1 is the guidance value for total phenolic compounds.

1. **Bold** values indicate a detection equal to or greater than that of TOGS 1.1.1 Standards and Guidance Values.

2. MDLs and IDLs are based on data included in the Columbia Analytical Services (CAS) data ASP Category B data package dated 19 December 2007.

The dates of the recorded MDLs and IDLs are as follows: VOCs - 1/25/07; SVOCs - 7/6/07; Metals - 9/14/07.

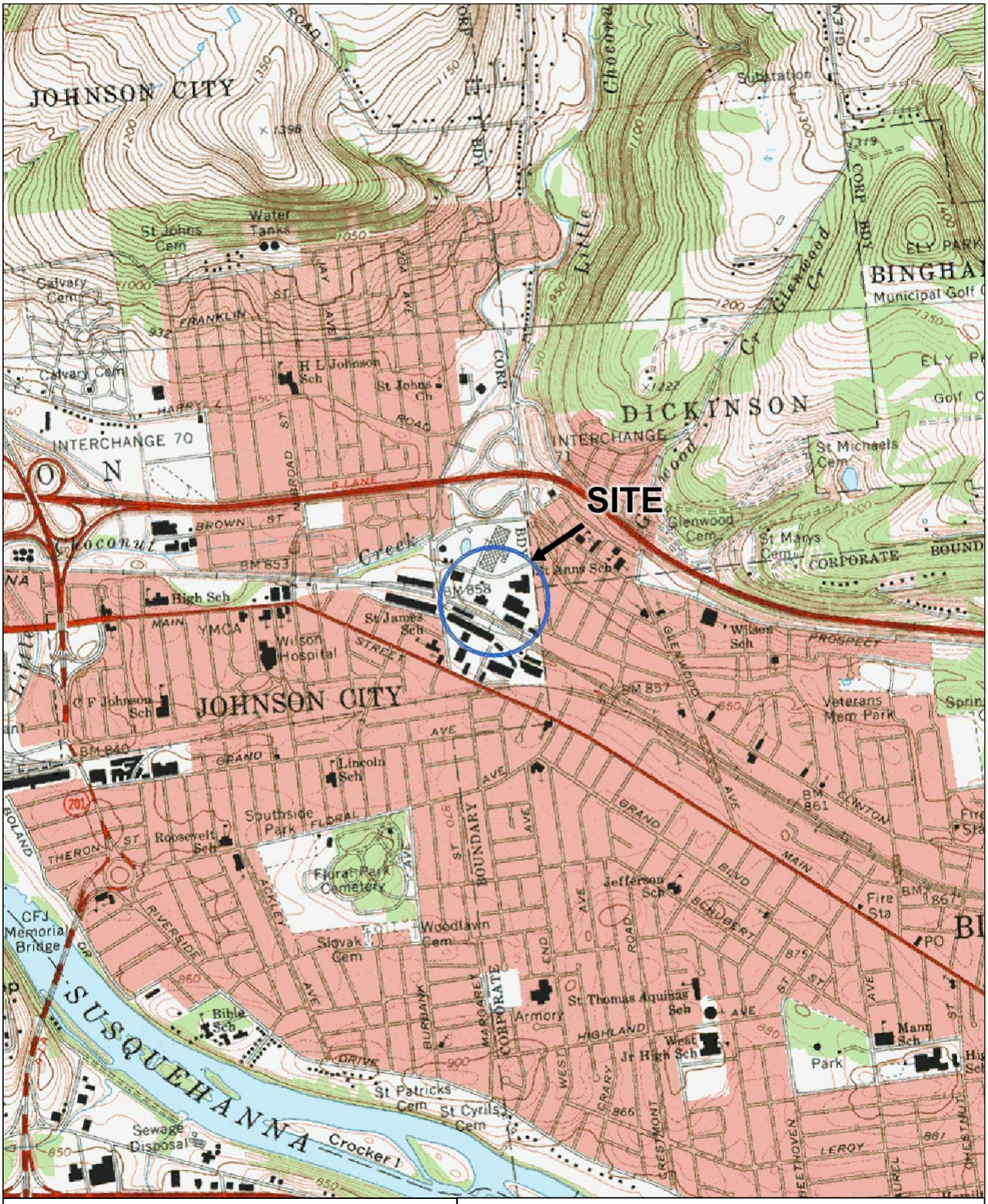

SITE COORDINATES:42°6'56"N 75°56'52"W

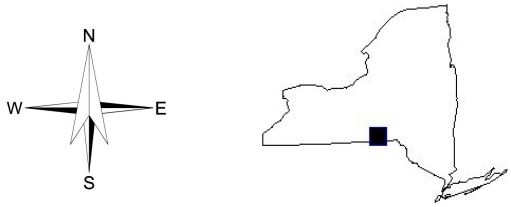

U.S.G.S. QUADRANGLE: BINGHAMTON WEST, NY

HALEY & ALDRICH

FORMER ENDICOTT-JOHNSON RANGER PARACORD SITE
SOUTHERN PARCEL
JOHNSON CITY, NEW YORK

PROJECT LOCUS

SCALE: 1:24,000
DECEMBER 2007

FIGURE 1

30603-011/Locus 1.PDF

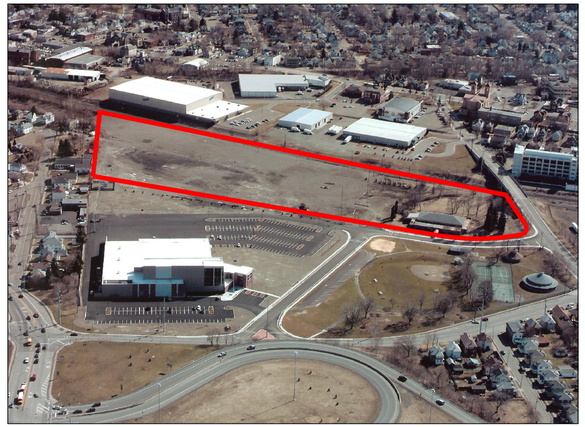

AERIAL VIEW OF EJ RANGER PARACORD - SOUTHERN PARCEL
TAKEN 29 MARCH 2006

NOTE:

1. Groundwater elevations labeled on the monitoring wells are based on water depths collected on 6 December 2007.

2. Grey Background features represent proposed site redevelopment.

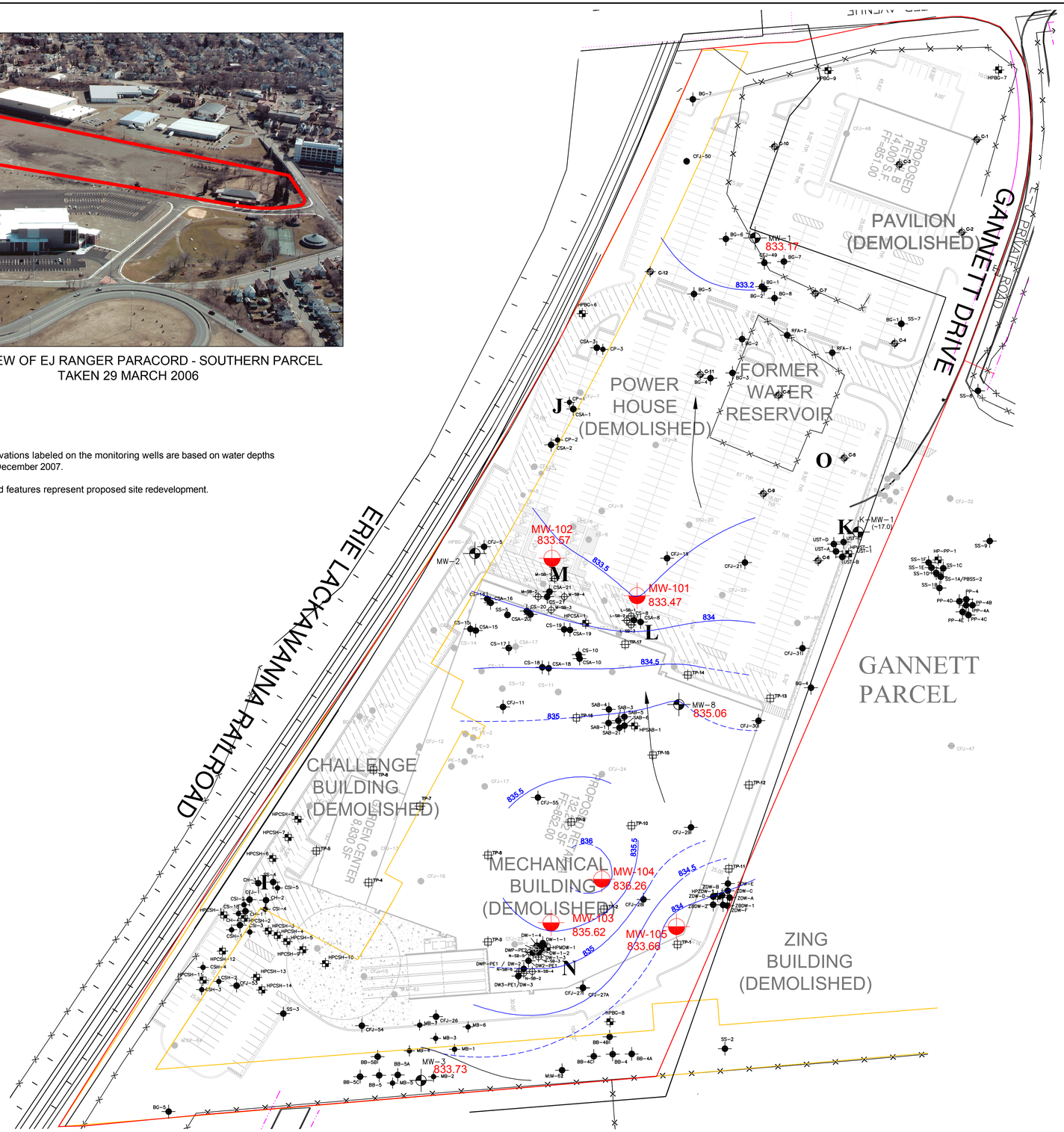

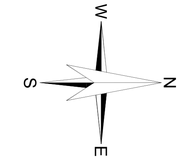

LEGEND:

Fence

Approximate Southern Parcel Property Boundary

Approximate Groundwater flow direction

MW-8 835.06 — Approximate location of existing monitoring well. Value in red represents groundwater elevation, see note 1.

Approximate location of subsurface exploration, conducted previously by others.

Approximate location of subsurface exploration, conducted previously by others, for which physical observations or field screening data was recorded, but from which lab data was not obtained.

HPBG-3 — Approximate location of hydropunch, conducted previously by others.

Approximate location of Soil Boring, conducted as part of the Supplemental Investigation by Haley & Aldrich, Inc., December 2006.

Approximate location of Soil Boring, conducted by others June 2007.

Approximate location of Test Pit, conducted by others June 2007.

MW-101 833.47 — Approximate location of Monitoring Wells installed on 5 & 6 November 2007 with groundwater elevation, see note 1.

NYSEG Related Areas

I-N "Hot Spot" Locations identified in Dames & Moore's 1997 Cleanup Plan.

O Existing Water Supply Well to be Decommissioned.

0 130 260
SCALE IN FEET

HALEY & ALDRICH

FORMER ENDICOTT- JOHNSON RANGER PARACORD SITE
SOUTHERN PARCEL
JOHNSON CITY, NEW YORK

SITE PLAN - WITH
GROUNDWATER CONTOURS

SCALE: AS SHOWN
JANUARY 2008

FIGURE 2

G:\PROJECTS\30603\011 (SOUTHERN PARCEL SUPPLEMENTAL INVESTIGATION)\SITE PLANS\2007 1127_SITEPLAN_GW CONTOURS.DWG

APPENDIX A

NYSDEC Correspondence

New York State Department of Environmental Conservation
Division of Environmental Remediation, Region 7
1679 NY Route 11, Kirkwood, New York 13795-1602
Phone: (607) 775-2545 • **FAX:** (607) 775-2019
Website: www.dec.ny.gov

Alexander B. Grannis
Commissioner

August 17, 2007

Lisa Turturro
Haley & Aldrich of New York
200 Town Centre Drive, Suite 2
Rochester, New York 14623-4264

Re: Review of Supplemental Remedial Investigation Report, July 24, 2007
EJ Ranger Paracord – Southern Parcel, Site No. 755014

Dear Mrs. Turturro:

The New York State Department of Environmental Conservation (NYSDEC) has reviewed the Supplemental Remedial Investigation Report, dated July 24, 2007; which includes the Conceptual Site Model (CSM) and CSM Cross Section Profiles provided under separate cover. Based upon the information and representations in the Investigation Report and from our meeting on June 29, 2007, NYSDEC requests the following Supplemental Investigation activities:

- Groundwater sampling should be conducted immediately downgradient of Areas L, M, and N. Groundwater sampled at these locations should be analyzed for metals, volatile organic compounds and polycyclic aromatic hydrocarbons.
- Groundwater sampling should be conducted immediately downgradient of Test Pit #2 completed on May 22, 2007. Groundwater sampled at this location should be analyzed for semi-volatile and volatile organic compounds.

In addition, the NYSDEC requests the following material be submitted to support the Investigation Report and CSM:

- Provide a complete review and description regarding the approximate age and history of placement for fill materials on-site.
- Provide a contoured map of the interpreted depth of fill on-site.

It is anticipated that the Supplemental Investigation Work Plan can be submitted in letter form citing procedures documented in the approved Work Plan when applicable. Requested documentation of fill materials may be provided independently or in combination with the report for this Supplemental Investigation work.

To date, the New York State Department of Health (NYSDOH) has no comments regarding the Supplemental Remedial Investigation Report. Any comments generated in the future by NYSDOH will be forwarded to you. If you have any questions please do not hesitate to call me.

Respectfully,

Gary Priscott
Project Manager

cc: Gregg Townsend
Krista Anders
Kenneth S. Kamlet, Esq.

New York State Department of Environmental Conservation
Division of Environmental Remediation, Region 7
1679 NY Route 11, Kirkwood, New York 13795-1602
Phone: (607) 775-2545 • **FAX:** (607) 775-2019
Website: www.dec.ny.gov

Alexander B. Grannis
Commissioner

October 29, 2007

Lisa Turturro
Haley & Aldrich of New York
200 Town Centre Drive, Suite 2
Rochester, New York 14623-4264

Re: Review of Supplemental Remedial Investigation Work Plan Addendum
EJ Ranger Paracord – Southern Parcel, Site No. C704048

Dear Mrs. Turturro:

The New York State Department of Environmental Conservation (NYSDEC) and New York State Department of Health (NYSDOH) have completed our review of the Supplemental Remedial Investigation Work Plan Addendum, dated October 4, 2007. Based on the information and representations given in the Work Plan Addendum and in the Supplemental Remedial Investigation Report, dated July 24, 2007, the Addendum is hereby approved with the following conditions:

1. For the purposes of groundwater sampling, one additional monitoring well should be completed immediately downgradient of the test pit identified as TP-1. Construction of the monitoring well should be consistent with the methods described within the Work Plan Addendum.
2. Groundwater sampled from the monitoring well installed downgradient of TP-1 should be analyzed for semi-volatile and volatile organic compounds using EPA Methods 8270C and 8260B, respectively.
3. Monitoring wells should be located within 10 feet of TP-1 and TP-2 in the expected downgradient flow direction.
4. Metals analyses will not be limited as proposed. Groundwater samples from MW-101 through MW-103 should be analyzed for Target Analyte List (TAL) metals.
5. The Health and Safety Plan (HASP) presented in Appendix C should be modified to present only one community air monitoring plan that, at a minimum, includes the monitoring parameters, frequencies and action levels recommended in the NYSDOH's Generic Community Air Monitoring Plan. Particulate monitoring must be included.
6. The HASP should include contact information for the NYSDEC and NYSDOH project managers.

Following approval of the Supplemental Remedial Investigation Results Addendum the NYSDEC and NYSDOH will determine if the site constitutes a significant threat to the environment or public health. The NYSDEC will provide notification of our Significant Threat Determination for publication in your draft Fact Sheet.

Please do not hesitate to call me if you have any questions.

Respectfully,

Gary Priscott
Project Manager

cc: Gregg Townsend
Krista Anders
Kenneth S. Kamlet, Esq.

APPENDIX B

Well Installation Reports, Development Reports, and Sampling Records

OBSERVATION WELL INSTALLATION REPORT

HALEY & ALDRICH

Well No. MW-101

Boring No. NA

PROJECT	Ranger Paracord	**H&A FILE NO.**	30603-011
LOCATION	Johnson City, New York	**PROJECT MGR.**	L. Turturro
CLIENT	Stella Ireland Road Associates	**FIELD REP.**	C. DeBergalis
CONTRACTOR	Nothnagle Drilling	**DATE INSTALLED**	11/5/2007
DRILLER	Nothnagle Drilling - K. Bush	**WATER LEVEL**	8.6 feet b.g.s

Ground El. 843.52 ft
El. Datum

Location

☑ **Guard Pipe**
☐ **Roadway Box**

SOIL/ROCK CONDITIONS	BOREHOLE BACKFILL
@ About 8 feet Soil/brick layer result in red soil	

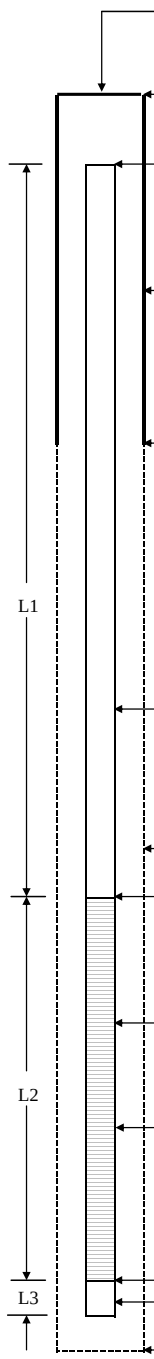

Type of protective cover/lock Steel/Master Lock (Key)

Height/Depth of top of guard pipe/roadway box above/below ground surface 2.92 ft

Height/Depth of top of riser pipe above/below ground surface 2.58 ft

Type of protective casing: Steel
Length 5.00 ft
Inside Diameter 4.00 in

Depth of bottom of guard pipe/roadway box 2.08 ft

Type of Seals	Top of Seal (ft)	Thickness (ft)
Concrete	0.00	1.50
Bentonite Seal	1.50	1.61
Sand	3.11	11.89

Type of riser pipe: PVC
Inside diameter of riser pipe 2.00 in
Type of backfill around riser Sand

Diameter of borehole 8.00 in

Depth to top of well screen 5.00 ft

Type of screen 10-Slot
Screen gauge or size of openings 0.01 in
Diameter of screen 2.00 in
Type of backfill around screen Sand

Depth of bottom of well screen 15.00 ft

Bottom of Silt trap 15.20 ft

Depth of bottom of borehole 15.20 ft

(Bottom of Exploration)
(Numbers refer to depth from ground surface in feet)

(Not to Scale)

5 ft	+	10 ft	+	0.2 ft	=	15.2 ft
Riser Pay Length (L1)		Length of screen (L2)		Length of silt trap (L3)		Pay length

COMMENTS:

Form 2007

OBSERVATION WELL INSTALLATION REPORT

HALEY & ALDRICH

Well No. MW-102

Boring No. NA

PROJECT	Ranger Paracord	**H&A FILE NO.**	30603-011
LOCATION	Johnson City, New York	**PROJECT MGR.**	L. Turturro
CLIENT	Stella Ireland Road Associates	**FIELD REP.**	C. DeBergalis
CONTRACTOR	Nothnagle Drilling	**DATE INSTALLED**	11/6/2007
DRILLER	Nothnagle Drilling - K. Bush	**WATER LEVEL**	8.55 feet b.g.s

Ground El. 843.65 ft
El. Datum

Location

☑ **Guard Pipe**
☐ **Roadway Box**

SOIL/ROCK CONDITIONS	BOREHOLE BACKFILL
@ About 7 feet Soil/brick layer result in red soil (1-2 feet thick)	

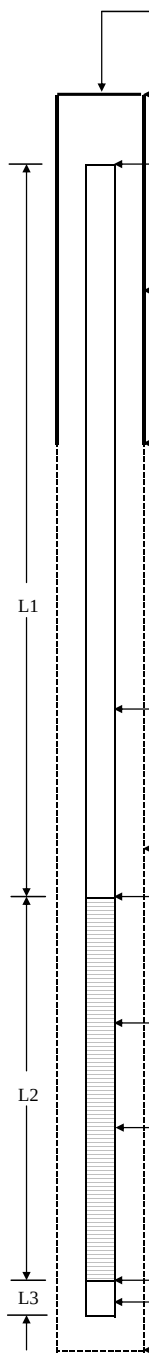

Type of protective cover/lock Steel/Master Lock (Key)

Height/Depth of top of guard pipe/roadway box above/below ground surface 3.00 ft

Height/Depth of top of riser pipe above/below ground surface 2.67 ft

Type of protective casing: Steel
Length 5.00 ft
Inside Diameter 4.00 in

Depth of bottom of guard pipe/roadway box 2.00 ft

Type of Seals	Top of Seal (ft)	Thickness (ft)
Concrete	0.00	1.50
Bentonite Seal	1.50	1.50
Sand	3.00	12.00

Type of riser pipe: PVC
Inside diameter of riser pipe 2.00 in
Type of backfill around riser Sand

Diameter of borehole 8.00 in

Depth to top of well screen 5.00 ft

Type of screen 10-Slot
Screen gauge or size of openings 0.01 in
Diameter of screen 2.00 in
Type of backfill around screen Sand

Depth of bottom of well screen 15.00 ft

Bottom of Silt trap 15.20 ft

Depth of bottom of borehole 15.20 ft

(Bottom of Exploration)
(Numbers refer to depth from ground surface in feet)

(Not to Scale)

5 ft	+	10 ft	+	0.2 ft	=	15.2 ft
Riser Pay Length (L1)		Length of screen (L2)		Length of silt trap (L3)		Pay length

COMMENTS:

Form 2007

OBSERVATION WELL INSTALLATION REPORT

HALEY & ALDRICH

Well No. MW-103

Boring No. NA

PROJECT	Ranger Paracord	**H&A FILE NO.**	30603-011
LOCATION	Johnson City, New York	**PROJECT MGR.**	L. Turturro
CLIENT	Stella Ireland Road Associates	**FIELD REP.**	C. DeBergalis
CONTRACTOR	Nothnagle Drilling	**DATE INSTALLED**	11/5/2007
DRILLER	Nothnagle Drilling - K. Bush	**WATER LEVEL**	10.1 feet b.g.s

Ground El. 842.19 ft
El. Datum

Location

☑ **Guard Pipe**
☐ **Roadway Box**

SOIL/ROCK CONDITIONS	BOREHOLE BACKFILL
@ about 5 feet	
Concrete/Asphalt layer	
Asphalt Odor	
Perched water table	

(Bottom of Exploration)
(Numbers refer to depth from ground surface in feet)

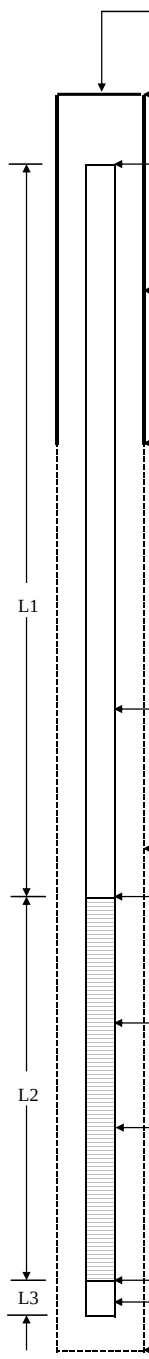

(Not to Scale)

Type of protective cover/lock Steel/Master Lock (Key)

Height/Depth of top of guard pipe/roadway box above/below ground surface 2.71 **ft**

Height/Depth of top of riser pipe above/below ground surface 2.38 **ft**

Type of protective casing: Steel
Length 5.00 **ft**
Inside Diameter 4.00 **in**

Depth of bottom of guard pipe/roadway box 2.00 **ft**

Type of Seals	Top of Seal (ft)	Thickness (ft)
Concrete	0.00	2.00
Bentonite Seal	2.00	2.10
Sand	4.10	11.90

Type of riser pipe: PVC
Inside diameter of riser pipe 2.00 **in**
Type of backfill around riser Sand

Diameter of borehole 8.00 **in**

Depth to top of well screen 6.00 **ft**

Type of screen 10-Slot
Screen gauge or size of openings 0.01 **in**
Diameter of screen 2.00 **in**
Type of backfill around screen Sand

Depth of bottom of well screen 16.00 **ft**

Bottom of Silt trap 16.20 **ft**

Depth of bottom of borehole 16.20 **ft**

6 ft	+	10 ft	+	0.2 ft	=	16.2 ft
Riser Pay Length (L1)		Length of screen (L2)		Length of silt trap (L3)		Pay length

COMMENTS: Began split spoon until 6-7 feet. Switched to Geoprobe style for remaining portion of well.

OBSERVATION WELL INSTALLATION REPORT

HALEY & ALDRICH

Well No. MW-104

Boring No. NA

PROJECT	Ranger Paracord	**H&A FILE NO.**	30603-011
LOCATION	Johnson City, New York	**PROJECT MGR.**	L. Turturro
CLIENT	Stella Ireland Road Associates	**FIELD REP.**	C. DeBergalis
CONTRACTOR	Nothnagle Drilling	**DATE INSTALLED**	11/5/2007
DRILLER	Nothnagle Drilling - K. Bush	**WATER LEVEL**	11.0 feet b.g.s

Ground El. 843.1 ft
El. Datum

Location

☑ **Guard Pipe**
☐ **Roadway Box**

SOIL/ROCK CONDITIONS	BOREHOLE BACKFILL
@ about 7 feet Perched water table Gravel Layer	
@ about 8 feet Silt/Clay to bottom of borehole	

(Bottom of Exploration)
(Numbers refer to depth from ground surface in feet)

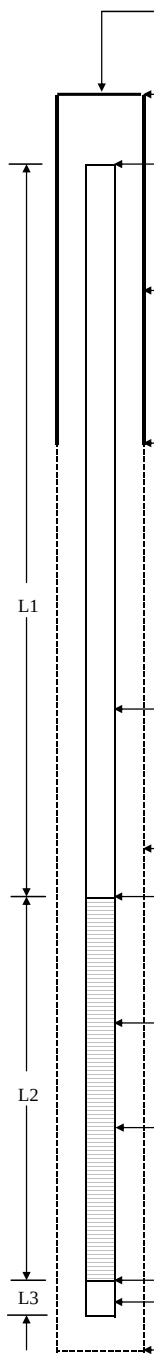

(Not to Scale)

Type of protective cover/lock Steel/Master Lock (Key)

Height/Depth of top of guard pipe/roadway box above/below ground surface 2.79 ft

Height/Depth of top of riser pipe above/below ground surface 2.42 ft

Type of protective casing: Steel
Length 5.00 ft
Inside Diameter 4.00 in

Depth of bottom of guard pipe/roadway box 2.25 ft

Type of Seals	Top of Seal (ft)	Thickness (ft)
Concrete	0.00	2.20
Bentonite Seal	2.20	2.30
Sand	4.50	12.50

Type of riser pipe: PVC
Inside diameter of riser pipe 2.00 in
Type of backfill around riser Sand

Diameter of borehole 8.00 in

Depth to top of well screen 7.00 ft

Type of screen 10-Slot
Screen gauge or size of openings 0.01 in
Diameter of screen 2.00 in
Type of backfill around screen Sand

Depth of bottom of well screen 17.00 ft

Bottom of Silt trap 17.20 ft

Depth of bottom of borehole 17.20 ft

7 ft	+	10 ft	+	0.2 ft	=	17.2 ft
Riser Pay Length (L1)		Length of screen (L2)		Length of silt trap (L3)		Pay length

COMMENTS:

Form 2007

OBSERVATION WELL INSTALLATION REPORT

HALEY & ALDRICH

Well No.	Boring No.
MW-105	NA

PROJECT	Ranger Paracord	H&A FILE NO.	30603-011
LOCATION	Johnson City, New York	PROJECT MGR.	L. Turturro
CLIENT	Stella Ireland Road Associates	FIELD REP.	C. DeBergalis
CONTRACTOR	Nothnagle Drilling	DATE INSTALLED	11/5/2007
DRILLER	Nothnagle Drilling - K. Bush	WATER LEVEL	10.8 feet b.g.s

Ground El.	843.88 ft	Location	☑ Guard Pipe
El. Datum			☐ Roadway Box

SOIL/ROCK CONDITIONS	BOREHOLE BACKFILL

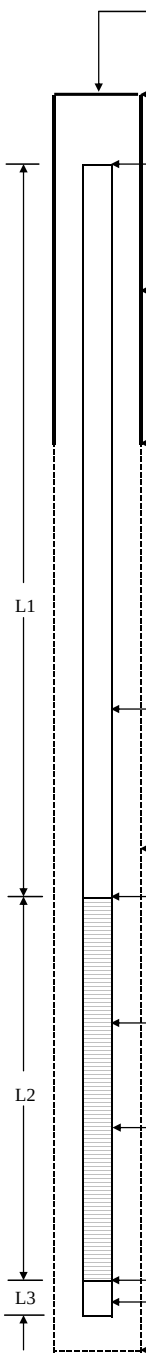

Type of protective cover/lock	Steel/Master Lock (Key)	
Height/Depth of top of guard pipe/roadway box above/below ground surface	2.83	ft
Height/Depth of top of riser pipe above/below ground surface	2.50	ft
Type of protective casing:	Steel	
Length	5.00	ft
Inside Diameter	4.00	in
Depth of bottom of guard pipe/roadway box	2.17	ft

Type of Seals	Top of Seal (ft)	Thickness (ft)
Concrete	0.00	2.50
Bentonite Seal	2.50	2.20
Sand	4.70	12.30

Type of riser pipe:	PVC	
Inside diameter of riser pipe	2.00	in
Type of backfill around riser	Sand	
Diameter of borehole	8.00	in
Depth to top of well screen	7.00	ft
Type of screen	10-Slot	
Screen gauge or size of openings	0.01	in
Diameter of screen	2.00	in
Type of backfill around screen	Sand	
Depth of bottom of well screen	17.00	ft
Bottom of Silt trap	17.20	ft
Depth of bottom of borehole	17.20	ft

(Bottom of Exploration)
(Numbers refer to depth from ground surface in feet)

(Not to Scale)

7 ft	+	10 ft	+	0.2 ft	=	17.2 ft
Riser Pay Length (L1)		Length of screen (L2)		Length of silt trap (L3)		Pay length

COMMENTS:

Form 2007

HALEY & ALDRICH

MONITORING WELL DEVELOPMENT REPORT

Well No.
MW-101

PROJECT	Ranger Paracord - Southern Parcel	**H&A FILE NO.**	30603-011
LOCATION	Johnson City, New York	**PROJECT MGR.**	L. Turturro
CLIENT	Stella Ireland Road Associates	**FIELD REP.**	C. DeBergalis
CONTRACTOR	Nothnagle Drilling	**DATE**	11/6/2007
ELEVATION SUBTRAHEND			

Estimated Volume of Water Lost During Drilling: -- gallons

Comments:

Depth to Water Before Development: 12.4 feet

Comments:

Depth to Well Bottom Before Development: 17.3 feet

Comments:

Turubitiy of Water Before Development: -- NTU

Comments:

Volume of Water Removed: ~ 20 gallons

Comments:

Method of Removal (bailing, pumping): Whale Pump

Comments:

Depth to Well Bottom After Development: 17.3 feet

Comments:

Depth to Water After Development: 13.3 feet

Comments:

Turubitiy of Water After Development: 4.14 NTU

Comments:

HALEY & ALDRICH

MONITORING WELL DEVELOPMENT REPORT

Well No.
MW-102

PROJECT	Ranger Paracord - Southern Parcel	**H&A FILE NO.**	30603-011
LOCATION	Johnson City, New York	**PROJECT MGR.**	L. Turturro
CLIENT	Stella Ireland Road Associates	**FIELD REP.**	C. DeBergalis
CONTRACTOR	Nothnagle Drilling	**DATE**	11/6/2007
ELEVATION SUBTRAHEND			

Estimated Volume of Water Lost During Drilling: -- gallons

Comments:

Depth to Water Before Development: 13.3 feet

Comments:

Depth to Well Bottom Before Development: 17.3 feet

Comments:

Turubitiy of Water Before Development: -- NTU

Comments:

Volume of Water Removed: ~ 20 gallons

Comments:

Method of Removal (bailing, pumping): Whale Pump

Comments:

Depth to Well Bottom After Development: 17.3 feet

Comments:

Depth to Water After Development: 14 feet

Comments:

Turubitiy of Water After Development: 18.7 NTU

Comments:

HALEY & ALDRICH

MONITORING WELL DEVELOPMENT REPORT

Well No.
MW-103

PROJECT	Ranger Paracord - Southern Parcel	**H&A FILE NO.**	30603-011
LOCATION	Johnson City, New York	**PROJECT MGR.**	L. Turturro
CLIENT	Stella Ireland Road Associates	**FIELD REP.**	C. DeBergalis
CONTRACTOR	Nothnagle Drilling	**DATE**	11/6/2007
ELEVATION SUBTRAHEND			

Estimated Volume of Water Lost During Drilling: -- gallons

Comments:

Depth to Water Before Development: 11.1 feet

Comments:

Depth to Well Bottom Before Development: 18.6 feet

Comments:

Turubitiy of Water Before Development: -- NTU

Comments:

Volume of Water Removed: ~ 26.25 gallons

Comments:

Method of Removal (bailing, pumping): Whale Pump

Comments:

Depth to Well Bottom After Development: 18.7 feet

Comments:

Depth to Water After Development: 11.75 feet

Comments:

Turubitiy of Water After Development: 23.9 NTU

Comments:

HALEY & ALDRICH

MONITORING WELL DEVELOPMENT REPORT

Well No.
MW-104

PROJECT	Ranger Paracord - Southern Parcel	**H&A FILE NO.**	30603-011
LOCATION	Johnson City, New York	**PROJECT MGR.**	L. Turturro
CLIENT	Stella Ireland Road Associates	**FIELD REP.**	C. DeBergalis
CONTRACTOR	Nothnagle Drilling	**DATE**	11/6/2007
ELEVATION SUBTRAHEND			

Estimated Volume of Water Lost During Drilling: -- gallons

Comments:

Depth to Water Before Development: 9.3 feet

Comments:

Depth to Well Bottom Before Development: 18.65 feet

Comments:

Turubitiy of Water Before Development: -- NTU

Comments:

Volume of Water Removed: ~26 gallons

Comments:

Method of Removal (bailing, pumping): Whale Pump

Comments:

Depth to Well Bottom After Development: 19.35 feet

Comments:

Depth to Water After Development: 9.3 feet

Comments:

Turubitiy of Water After Development: 2.93 NTU

Comments:

HALEY & ALDRICH

MONITORING WELL DEVELOPMENT REPORT

Well No.
MW-105

PROJECT	Ranger Paracord - Southern Parcel	**H&A FILE NO.**	30603-011
LOCATION	Johnson City, New York	**PROJECT MGR.**	L. Turturro
CLIENT	Stella Ireland Road Associates	**FIELD REP.**	C. DeBergalis
CONTRACTOR	Nothnagle Drilling	**DATE**	11/6/2007
ELEVATION SUBTRAHEND			

Estimated Volume of Water Lost During Drilling: -- gallons

Comments:

Depth to Water Before Development: 13.3 feet

Comments:

Depth to Well Bottom Before Development: 19.7 feet

Comments:

Turubitiy of Water Before Development: -- NTU

Comments:

Volume of Water Removed: ~20 gallons

Comments:

Method of Removal (bailing, pumping): Whale Pump

Comments:

Depth to Well Bottom After Development: 19.7 feet

Comments:

Depth to Water After Development: 14.4 feet

Comments:

Turubitiy of Water After Development: 49.7 NTU

Comments:

HALEY & ALDRICH

LOW FLOW/MNA FIELD SAMPLING FORM

PROJECT	Ranger Paracord	**H&A FILE NO.**	30603-011
LOCATION	Johnson City, New York	**PROJECT MGR.**	L. Turturro
CLIENT	Stella Ireland Road Associates	**FIELD REP**	C. DeBergalis/B. Zinni
CONTRACTOR	None	**DATE**	11/19/07

Sampling Data:

Well ID:	MW-101	Well Depth:	17.4* ft	Initial Depth To Water:	13.1* ft	Purging Device:	Bladder Pump
Start time:	955	Depth To Top Of Screen:	5** ft	Depth Of Pump Intake:	~11.1* ft	Tubing Present In Well:	☐ Yes ☑ No
Finish Time:	1055	Depth To Bottom Of Screen	15** ft	** = From Riser **=From Ground Surface*		Tubing Type:	1/4" Polyethylene

Elapsed Time (24 hour)	Depth To Water From Casing (ft)	Pump Setting (ml/min) or (gal/min)	Purge Rate (ml/min) or (gal/min)	Cumulative Purge Vol. (liters) or (gal)	Temp-erature (°F) or (°C)	pH	Conduct-ivity (us/cm)	Dissolved Oxygen (mg/L)	Turbidity (NTU)	ORP/eH (mv)	Comments
955	13.1	2 cy/min 8 sec/cy	100 ml/min		12.3	6.23	1.85	4.74	-5.0	75	ORANGE COLORED WATER; NO ODOR
1000	13.2				12.7	6.17	1.85	3.56	586.0	73	*DUMPED FLOW CELL
1005	13.25				12.8	6.17	1.84	3.58	269.0	62	WATER SLIGHTLY TURBID; NO ODOR
1010	13.2				13	6.16	1.82	2.2	126.0	54	WATER SLIGHTLY TURBID; NO ODOR
1015	13.25				12.9	6.16	1.82	2.1	118.0	54	*DUMPED FLOW CELL
1020	13.25				12.6	6.21	1.78	2.23	72.1	50	WATER CLEAR; NO ODOR
1025	13.18				12.8	6.16	1.79	2.04	67.8	54	WATER CLEAR; NO ODOR
1030	13.2				12.6	6.15	1.78	1.87	44.5	51	WATER CLEAR; NO ODOR
1035	13.2				13.3	6.15	1.77	1.83	47.5	53	WATER CLEAR; NO ODOR
1040	13.23				12.7	6.14	1.78	1.99	38.9	54	WATER CLEAR; NO ODOR
1050	13.16			~2.5 gal							SAMPLE COLLECTED (DUPLICATE COLLECTED)

HALEY & ALDRICH

LOW FLOW/MNA FIELD SAMPLING FORM

PROJECT	Ranger Paracord	**H&A FILE NO.**	30603-011
LOCATION	Johnson City, New York	**PROJECT MGR.**	L. Turturro
CLIENT	Stella Ireland Road Associates	**FIELD REP**	C. DeBergalis/B. Zinni
CONTRACTOR	None	**DATE**	11/19/07

Sampling Data:

Well ID:	MW-102	Well Depth:	17.45* ft	Initial Depth To Water:	13.1* ft	Purging Device:	Bladder Pump
Start time:	1200	Depth To Top Of Screen:	5** ft	Depth Of Pump Intake:	~11.1* ft	Tubing Present In Well:	☐ Yes ☑ No
Finish Time:	1255	Depth To Bottom Of Screen	15** ft	** = From Riser **=From Ground Surface*		Tubing Type:	1/4" Polyethylene

Elapsed Time (24 hour)	Depth To Water From Casing (ft)	Pump Setting (ml/min) or (gal/min)	Purge Rate (ml/min) or (gal/min)	Cumulative Purge Vol. (liters) or (gal)	Temp-erature (°F) or (°C)	pH	Conduct-ivity (us/cm)	Dissolved Oxygen (mg/L)	Turbidity (NTU)	ORP/eH (mv)	Comments
1205	*13.1*				--	--	--	--	--	--	*PUMPED TO REMOVE SEDIMENT - NO READINGS*
1215	13.1				12	6.47	1.74	5.44	328.0	159	CLOUDY; NO ODOR
1220	13.15				13.4	6.46	1.74	4.33	180.0	151	CLOUDY; NO ODOR
1225	13.15	2 cy/min 8 sec/cy	100 ml/min		13.5	6.46	1.73	4.38	77.9	150	CLEAR; NO ODOR
1230	13.2				13.7	6.46	1.72	4.49	44.3	151	CLEAR; NO ODOR
1235	13.25				13.7	6.45	1.72	4.34	40.6	150	CLEAR; NO ODOR
1240	13.15				13.9	6.45	1.72	4.29	32.7	150	CLEAR; NO ODOR
1250	13.2			~1.5 gal							SAMPLE COLLECTED

HALEY & ALDRICH

LOW FLOW/MNA FIELD SAMPLING FORM

PROJECT	Ranger Paracord	**H&A FILE NO.**	30603-011
LOCATION	Johnson City, New York	**PROJECT MGR.**	L. Turturro
CLIENT	Stella Ireland Road Associates	**FIELD REP**	C. DeBergalis/B. Zinni
CONTRACTOR	None	**DATE**	11/19/07

Sampling Data:

Well ID:	MW-103	Well Depth:	18.8* ft	Initial Depth To Water:	10.4* ft	Purging Device:	Bladder Pump
Start time:	1310	Depth To Top Of Screen:	5** ft	Depth Of Pump Intake:	~16.8* ft	Tubing Present In Well:	☐ Yes ☑ No
Finish Time:	1410	Depth To Bottom Of Screen	16** ft	** = From Riser **=From Ground Surface*		Tubing Type:	1/4" Polyethylene

Elapsed Time (24 hour)	Depth To Water From Casing (ft)	Pump Setting (ml/min) or (gal/min)	Purge Rate (ml/min) or (gal/min)	Cumulative Purge Vol. (liters) or (gal)	Temp-erature (°F) or (°C)	pH	Conduct-ivity (us/cm)	Dissolved Oxygen (mg/L)	Turbidity (NTU)	ORP/eH (mv)	Comments
1315	*10.4*				--	--	--	--	--	--	*PUMPED TO REMOVE SEDIMENT - NO READINGS*
1335	10.7				11.2	6.85	0.461	3.37	447.0	-80	RUSTY ORANGE WATER; NO ODOR
1340	10.78	2 cy/min 8 sec/cy	100 ml/min		11.1	6.8	0.463	1.72	47.1	-82	DUMPED FLOW CELL
1345	10.75				11.3	8.78	0.46	1.17	31.8	-84	CLEAR; NO ODOR
1350	10.8				11.1	6.78	0.463	1.16	20.4	-85	CLEAR; NO ODOR
1355	10.8				11.4	6.77	0.467	1.16	14.7	-86	CLEAR; NO ODOR
1400	11.25			~2 gal							SAMPLE COLLECTED

HALEY & ALDRICH

LOW FLOW/MNA FIELD SAMPLING FORM

PROJECT	Ranger Paracord	**H&A FILE NO.**	30603-011
LOCATION	Johnson City, New York	**PROJECT MGR.**	L. Turturro
CLIENT	Stella Ireland Road Associates	**FIELD REP**	C. DeBergalis/B. Zinni
CONTRACTOR	None	**DATE**	11/19/07

Sampling Data:

Well ID:	MW-104	Well Depth:	19.45*	ft	Initial Depth To Water:	9.5*	ft	Purging Device:	Bladder Pump
Start time:	1430	Depth To Top Of Screen:	7**	ft	Depth Of Pump Intake:	~17.45*	ft	Tubing Present In Well:	☐ Yes ☑ No
Finish Time:	1545	Depth To Bottom Of Screen	17**	ft	** = From Riser **=From Ground Surface*			Tubing Type:	1/4" Polyethylene

Elapsed Time (24 hour)	Depth To Water From Casing (ft)	Pump Setting (ml/min) or (gal/min)	Purge Rate (ml/min) or (gal/min)	Cumulative Purge Vol. (liters) or (gal)	Temp-erature (°F) or (°C)	pH	Conduct-ivity (us/cm)	Dissolved Oxygen (mg/L)	Turbidity (NTU)	ORP/eH (mv)	Comments
1550	9.35	2 cy/min 8 sec/cy	100 ml/min		11.3	6.64	0.885	4.34	22.5	18	CLEAR; NO ODOR
1555	9.35				12.8	6.59	0.878	2.31	5.3	31	CLEAR; NO ODOR
1600	9.36				12.7	6.54	0.889	1.84	3.4	56	CLEAR; NO ODOR
1605	9.38				12.9	6.53	0.881	1.82	4.0	71	CLEAR; NO ODOR
1610	9.4				13	6.52	0.872	1.72	3.1	83	CLEAR; NO ODOR
1615	9.38				13	6.52	0.866	1.74	3.6	91	CLEAR; NO ODOR
1620	9.37				13.1	6.51	0.865	1.73	3.2	99	CLEAR; NO ODOR
1625	9.4				12.9	6.51	0.864	1.74	3.1	103	CLEAR; NO ODOR
1630	9.4				12.8	6.5	0.864	1.71	3.5	108	CLEAR; NO ODOR
1520	9.4			~2.3 gal							SAMPLE COLLECTED (MS/MSD COLLECTED)

HALEY & ALDRICH

LOW FLOW/MNA FIELD SAMPLING FORM

PROJECT	Ranger Paracord	**H&A FILE NO.**	30603-011
LOCATION	Johnson City, New York	**PROJECT MGR.**	L. Turturro
CLIENT	Stella Ireland Road Associates	**FIELD REP**	C. DeBergalis/B. Zinni
CONTRACTOR	None	**DATE**	11/19/07

Sampling Data:

Well ID:	MW-105	Well Depth:	19.83* ft	Initial Depth To Water:	13.15* ft	Purging Device:	Bladder Pump
Start time:	1555	Depth To Top Of Screen:	7** ft	Depth Of Pump Intake:	~17.83* ft	Tubing Present In Well:	☐ Yes ☑ No
Finish Time:	1700	Depth To Bottom Of Screen	17** ft	** = From Riser **=From Ground Surface*		Tubing Type:	1/4" Polyethylene

Elapsed Time (24 hour)	Depth To Water From Casing (ft)	Pump Setting (ml/min) or (gal/min)	Purge Rate (ml/min) or (gal/min)	Cumulative Purge Vol. (liters) or (gal)	Temp-erature (°F) or (°C)	pH	Conduct-ivity (us/cm)	Dissolved Oxygen (mg/L)	Turbidity (NTU)	ORP/eH (mv)	Comments
1600	13.16	2 cy/min 8 sec/cy	100 ml/min		11.5	6.75	1.17	3.4	122.0	-97	SLIGHTLY TURBID; NO ODOR
1605	13.25				13	6.79	1.18	1.87	440.0	-97	*DUMPED FLOW CELL
1610	13.2				13.3	6.79	1.19	1.35	399.0	-95	TURBID; NO ODOR
1615	13.2				13.3	6.77	1.18	0.5	329.0	-96	TURBID; NO ODOR
1620	13.15				13.1	6.77	1.19	0.68	183.0	-91	SLIGHTLY TURBID; NO ODOR
1625	13.2				12.9	6.77	1.2	0.65	144.0	-92	*DUMPED FLOW CELL
1630	13.15				12.8	6.77	1.2	0.69	79.2	-83	CLEAR; NO ODOR
1635	13.25				12.7	6.78	1.2	0.52	60.2	-85	CLEAR; NO ODOR
1640	13.2				12.6	6.77	1.19	0.41	46.5	-86	CLEAR; NO ODOR
1645	13.17				12.4	6.77	1.19	0.4	36.9	-86	CLEAR; NO ODOR
1650	13.15				12.4	6.77	1.19	0.41	33.0	-85	CLEAR; NO ODOR
1655	13.2			~2.5 gal.							SAMPLE COLLECTED

APPENDIX C

Laboratory Analytical Data

Columbia Analytical Services Inc.

A FULL SERVICE ENVIRONMENTAL LABORATORY

December 19 2007

Ms. Lisa Turturro
Haley & Aldrich of New York
200 Town Centre Drive Ste. 2
Rochester , NY 14623-4264

Re: Ranger Paracord #30603-011
CAS Submission # R2740971

Dear Ms. Turturro,

Enclosed is the analytical data report for the above referenced report. Both an ASPB data package and the Summary report are included. Rush data was also provided to you via email on 11/30/07 (PAH's, all except 6 ICP mets), 12/3/07 (VOC's) and 12/10/07 (6 ICP metals).

Please contact me at (585)-288-5380 if you have questions regarding this information.

Sincerely,
COLUMBIA ANALYTICAL SERVICES

Karen Bunker

Karen Bunker
Project Manager

Enc.

1 Mustard Street, Suite 250 • Rochester, NY 14609 • Tele: (585) 288-5380 • Fax: (585) 288-8475

Columbia Analytical Services inc.

1 Mustard ST.
Suite 250
Rochester, NY 14609
(585) 288-5380

THIS IS AN ANALYTICAL TEST REPORT FOR:

Client : Haley & Aldrich of New York
Project Reference: RANGER PARACORD #30603-011
Lab Submission # : R2740971
Project Manager : Karen Bunker
Reported : 12/19/07

Report Contains a total of 571 pages

The results reported herein relate only to the samples received by the laboratory. This report may not be reproduced except in full, without the approval of Columbia Analytical Services.

This package has been reviewed by Columbia Analytical Services' QA Department/Laboratory Director to comply with NELAC standards prior to report submittal. Michael K Perry

SDG NARRATIVE

COLUMBIA ANALYTICAL SERVICES, INC.

Client:	H&A of New York	**Service Request No.:**	R2740971
Project:	Ranger Paracord #30603-011	**Date Received:**	11/20/07
Sample Matrix:	Water		

CASE NARRATIVE

All analyses were performed consistent with the quality assurance program of Columbia Analytical Services, Inc. (CAS). This report contains analytical results for samples designated for Tier II data deliverables. When appropriate to the method, method blank results have been reported with each analytical test. Additional quality control analyses reported herein include: Matrix Spike (MS).

Sample Receipt

Seven (7) water samples including one (1) Trip Blank were collected by the client on 11/19/07 and received for analysis at Columbia Analytical Services on 11/20/07. The samples were received in good condition and consistent with the accompanying chain of custody form. The samples were received at a cooler temperature of 5°C, within guidelines.

Metals

Three (3) water samples were analyzed for the Target Analyte List (TAL) of metals by ICP method 6010B and Mercury Cold Vapor Method 7471A.

All initial and continuing calibration criteria were met for these analytical runs.

The holding times were met for these analyses.

Site QC is provided for location MW-101 (CAS Order # 1056297). All Matrix Spike recoveries were within QC limits. The Calcium spike added was insignificant in comparison to the level in the sample and cannot be calculated accurately. All Laboratory Control Sample recoveries were within QC acceptance limits.

Data is flagged as "B" for hits between the CRDL and IDL.

No problems were encountered during this analysis.

VOLATILE ORGANICS

A total of seven (7) waters including 1 Trip Blank were analyzed for a the Target Compound List of Volatile Organics compounds by EPA Method 8260B from SW-846.

Site specific QC is included in the report for location MW-104 (CAS Order # 1056301). All Matrix Spike (MS) and Matrix Spike Duplicate (MSD) recoveries were within acceptance limits. All Relative Percent Difference (RPD) calculations were acceptable. All Reference Check Recoveries were within QC limits.

All Tuning criteria for BFB were within limits.

The Initial and continuing calibration criteria were met for all analytes.

All internal standard areas were within QC limits.

Hits between the PQL and MDL have been flagged as "J", estimated.

All surrogate standard recoveries were within acceptance limits.

The 14 day Holding time for preserved vials was met for all samples.

Approved by LMP **Date** 12/19/07

All vials were properly preserved to pH <2. Vials are checked after analysis so as not to compromise the integrity of the sample. This is also noted on the Cooler Receipt and Preservation Check Form.

Laboratory Method Blanks associated with these samples were free of contamination except for Acetone (11/27/07 MB) and Methylene Chloride (11/26/07 & 11/27/07 MB) between the MDL and PQL. These compounds have been flagged as "B" for associated hits in the samples.

The Trip Blank from this event was free from contamination to the PQL. Hits were noted below the PQL for Acetone and Methylene Chloride. Hits are flagged as "JB" for these analytes.

No other analytical or QC problems were encountered.

Extractable Organics

Three (3) water samples were analyzed for PAH"s list of Semivolatile compounds by GC/MS Method 8270C. Two (2) water samples were also analyzed for the TCL list of Semivolatile compounds by GC/MS Method 8270C.

The Initial and Continuing Calibration Criteria were met for all samples.

All surrogate standard recoveries were within acceptance limits for the sample.

Hits between the PQL and MDL have been flagged as "J", estimated.

Site QC is included in the report for location MW-104 (CAS Order # 1056301). All MS and MSD recoveries were acceptable. All RPD calculations were within limits. All Blank Spike, (BS), Blank Spike Duplicates (BSD), and Reference Check standard (LCS) recoveries were all within QC limits for the compounds of interest.

All Laboratory Blanks were free from contamination.

Required extraction and analysis holding times were met for the samples.

No other analytical or QC problems were encountered.

I certify that this data package is in compliance with the terms and conditions of the contract, both technically and for completeness, for other than the details contained above Release of the data contained in this hard copy data package has been authorized by the Laboratory Manager or his designee, as verified by the following signature.
I certify that this data package is in compliance with the terms and conditions of the contract, both technically and for completeness, for other than the details contained above Release of the data contained in this hard copy data package has been authorized by the Laboratory Manager or his designee, as verified by the following signature.

Approved by MEP **Date** 12/19/07

CAS ASP/CLP BATCHING FORM / LOGIN SHEET

SDG#:1056297	BATCH COMPLETE: __yes_____	DATE REVISED:
SUBMISSION R2740971	DISKETTE REQUESTED: Y_x__ N____	DATE DUE: 11/30/07 data, 12/18/07
CLIENT: H&A	DATE: 11/20/07	PROTOCOL: 846,ASP-B packag
CLIENT REP: Karen Bunker	CUSTODY SEAL: PRESENT/ABSENT:	SHIPPING No.:
PROJECT: Ranger Paracord #30603-011	CHAIN OF CUSTODY: PRESENT/ABSENT:	

CAS JOB #	CLIENT/EPA ID	MATRIX	REQUESTED PARAMETERS	DATE SAMPLED	DATE RECEIVED	pH (SOLIDS)	% SOLIDS	REMARKS AMPLE CONDITIO
1056297	MW-101	WATER	8260-TCL,8270 PAH'S, TAL MET	11/19/2007	11/20/2007			
1056298	MW-101 DUP	WATER	8260 TCL, 8270 PAH'S	11/19/2007	11/20/2007			
1056299	MW-102	WATER	8260-TCL,8270 PAH'S, TAL MET	11/19/2007	11/20/2007			
1056300	MW-103	WATER	8260-TCL,8270 PAH'S, TAL MET	11/19/2007	11/20/2007			
1056301	MW-104 QC	WATER	8260,8270 TCL	11/19/2007	11/20/2007			
1056304	MW-105	WATER	8260,8270 TCL	11/19/2007	11/20/2007			
1056305	TRIP BLANK	WATER	8260 TCL	11/19/2007	11/20/2007			
			DATA ONLY DUE 11/30/07					

Columbia Analytical Services INC.
An Employee - Owned Company

ACCREDITED IN ACCORDANCE WITH nelac

Service Quality Environmental
2005 SEAL OF EXCELLENCE PROGRAM

ORGANIC QUALIFIERS

U - Indicates compound was analyzed for but not detected. The sample quantitation limit must be corrected for dilution and for percent moisture.

J - Indicates an estimated value. The flag is used either when estimating a concentration for tentatively identified compounds, or when the data indicate the presence of a compound that meets the identification criteria but the result is less than the sample quantitation limit and greater than the MDL. This flag is also used for DoD instead of "P" as indicated below.

N - Indicates presumptive evidence of a compound. This flag is only used for tentatively identified compounds, where the identification is based on a mass spectral library search.

P - This flag is used for a pesticide/Aroclor target analyte when there is a greater than 40% (25% for CLP) difference for detected concentrations between the two GC columns. The concentration is reported on the Form I and flagged with a "P" ("J" for DoD).

Q - for DoD only – indicates a pesticide/Aroclor target is not confirmed. This flag is used when there is ≥ 100% difference for the detected concentrations between the two GC columns.

C - This flag applies to pesticide results where the identification has been confirmed by GC/MS.

B - This flag is used when the analyte is found in the associated blank as well as in the sample.

E - This flag identifies compounds whose concentrations exceed the calibration range of the instrument for that specific analysis.

D - This flag identifies all compounds identified in an analysis at a secondary dilution factor. If a sample or extract is re-analyzed at a higher dilution factor, as in the "E" flag above, the "DL" suffix is appended to the sample number on the Form I for the diluted sample, and ALL concentration values reported on that Form I are flagged with the "D" flag.

A - This flag indicates that a TIC is a suspected aldol-condensation product.

X - As specified in Case Narrative.

* - This flag identifies compounds associated with a quality control parameter which exceeds laboratory limits.

CAS/Rochester Lab ID # for State Certifications

NELAP Accredited
Delaware Accredited
Connecticut ID # PH0556
Florida ID # E87674
Illinois ID #200047
Maine ID #NY0032
Massachusetts ID # M-NY032
Navy Facilities Engineering Service Center Approved
Nebraska Accredited
New Jersey ID # NY004
New York ID # 10145
New Hampshire ID # 294100 A/B
Pennsylvania ID# 68-786
Rhode Island ID # 158
West Virginia ID # 292

Columbia Analytical Services INC.
An Employee - Owned Company

ACCREDITED IN ACCORDANCE WITH nelac

Service Quality Ethics Environmental ACIL 2005 SEAL OF EXCELLENCE PROGRAM

INORGANIC QUALIFIERS

C (Concentration) qualifier –

- B - if the reported value was obtained from a reading that was less than the Contract Required Detection Limit (CRDL) but was greater than or equal to the Instrument Detection Limit (IDL). This qualifier may also be used to indicate that there was contamination above the reporting limit in the associated blank. See Narrative for details.
- U - if the analyte was analyzed for, but not detected

Q qualifier - Specified entries and their meanings are as follows:

- D - Spike was diluted out
- E - The reported value is estimated because the serial dilution did not meet criteria.
- J - Estimated Value
- M - Duplicate injection precision not met.
- N - Spiked sample recovery not within control limits.
- S - The reported value was determined by the Method of Standard Additions (MSA).
- W - Post-digestion spike for Furnace AA Analysis is out of control limits (85-115), while sample absorbance is less than 50% of spike absorbance.
- * - Duplicate analysis not within control limits.
- + - Correlation coefficient for the MSA is less than 0.995.

M (Method) qualifier:

- "P" for ICP
- "A" for Flame AA
- "F" for Furnace AA
- "PM" for ICP when Microwave Digestion is used
- "AM" for Flame AA when Microwave Digestion is used
- "FM" for Furnace M when Microwave Digestion is used
- "CV" for Manual Cold Vapor AA
- "AV" for Automated Cold Vapor AA
- "AF" for Automated Cold Vapor Atomic Fluorescence Spectrometry
- "CA" for Midi-Distillation Spectrophotometric
- "AS" for Semi-Automated Spectrophotometric
- "C" for Manual Spectrophotometric
- "T" for Titrimetric
- " " where no data has been entered
- "NR" if the analyte is not required to be analyzed.

CAS/Rochester Lab ID # for State Certifications

NELAP Accredited
Delaware Accredited
Connecticut ID # PH0556
Florida ID # E87674
Illinois ID #200047
Maine ID #NY0032
Massachusetts ID # M-NY032
Navy Facilities Engineering Service Center Approved

Nebraska Accredited
New Jersey ID # NY004
New York ID # 10145
New Hampshire ID # 294100 A/B
Pennsylvania ID # 68-786
Rhode Island ID # 158
West Virginia ID # 292

CHAINS OF CUSTODY

INTERNAL CHAINS

Columbia Analytical Services INC.
An Employee - Owned Company
www.caslab.com

CHAIN OF CUSTODY/LABORATORY ANALYSIS REQUEST FORM

One Mustard St., Suite 250 • Rochester, NY 14609-0859 • (585) 288-5380 • 800-695-7222 x11 • FAX (585) 288-8475 PAGE 1 OF 1

SR #

CAS Contact

Project Name: Ranger Paracord
Project Number: 30603-011
Project Manager: Lisa Turturro
Report CC: Claire DeBergalis
Company/Address: Haley & Aldrich of New York, 200 Town Centre Dr. Suite 2, Rochester, New York 14623
Phone #: (585) 321-4219
FAX#: (585) 486-8219
Sampler's Signature: Claire DeBergalis
Sampler's Printed Name: Claire DeBergalis

ANALYSIS REQUESTED (Include Method Number and Container Preservative)

CLIENT SAMPLE ID	FOR OFFICE USE ONLY LAB ID	SAMPLING DATE	SAMPLING TIME	MATRIX	NUMBER OF CONTAINERS	GC/MS VOA's 8260 ☐ 624 ☐ CLP	GC/MS SVOA's 8270 ☐ 625 ☐ CLP	GC VOA's 8021 ☐ 601/602	PESTICIDES 8081 ☐ 608 ☐ CLP	PCB's 8082 ☐ 608 ☐ CLP	METALS, TOTAL (List in comments below) TAL	METALS, DISSOLVED (List in comments below)	PAHs 8270								REMARKS/ ALTERNATE DESCRIPTION
PRESERVATIVE						1	0				2		0								
MW-101	1056297	11/19	10:50	GW	5	3					1		1								
MW-101-DUP	1056298	11/19	10:50	GW	4	3							1								
MW-102	1056299	11/19	12:50	GW	5	3					1		1								
MW-103	1056300	11/19	14:00	GW	5	3					1		1								
MW-104	1056301	11/19	15:20	GW	4	3	1														
MW-104-DUP	105	11/19	15:20	GW	4	3	1														
MW-104-DUP2	105	11/19	15:20	GW	1		1														
MW-105	1056304	11/19	16:55	GW	4	3	1														
Trip Blank	1056305	—	—	W	3	3															

Preservative Key
0. NONE
1. HCL
2. HNO_3
3. H_2SO_4
4. NaOH
5. Zn. Acetate
6. MeOH
7. $NaHSO_4$
8. Other _____

SPECIAL INSTRUCTIONS/COMMENTS * Inc. Field Dup, Trip Blank & MS/MSD
Metals
① TAL Metals
② MW-101 (DUP) & MW-104-DUP are field duplicates, MW-104 (DUP2) has SVOC triplicate (MS/MSD)
③ Please provide ASP Category B deliverables
④ Please provide data by end of Nov. 2007
See QAPP ☐ ⑤ ASP deliverable as Standard TAT

TURNAROUND REQUIREMENTS
____ RUSH (SURCHARGES APPLY)
____ 24 hr ____ 48 hr (4) 5 day
(5) STANDARD
REQUESTED FAX DATE
REQUESTED REPORT DATE

REPORT REQUIREMENTS
____ I. Results Only
____ II. Results + QC Summaries (LCS, DUP, MS/MSD as required)
____ III. Results + QC and Calibration Summaries
X IV. Data Validation Report with Raw Data see note ③
____ V. Speicalized Forms / Custom Report
Edata X Yes ____ No

INVOICE INFORMATION
PO#
BILL TO:
SUBMISSION # RQ40971

SAMPLE RECEIPT: CONDITION/COOLER TEMP: 5°C CUSTODY SEALS: Y (N)

RELINQUISHED BY	RECEIVED BY	RELINQUISHED BY	RECEIVED BY	RELINQUISHED BY	RECEIVED BY
Signature: Claire DeBergalis	Signature: Lilly M. Cook	Signature	Signature	Signature	Signature
Printed Name: Claire DeBergalis	Printed Name: L. Cook	Printed Name	Printed Name	Printed Name	Printed Name
Firm: H&A of NY	Firm: CAS	Firm	Firm	Firm	Firm
Date/Time: 11/20/07 945	Date/Time: 11/20/07 945	Date/Time	Date/Time	Date/Time	Date/Time

Distribution: White - Return to Originator; Yellow - Lab Copy; Pink - Retained by Client

SCOC-1102-08

Cooler Receipt And Preservation Check Form

Project/Client H&A Submission Number R2740971

Cooler received on 11/20/07 by: KMC **COURIER:** CAS UPS FEDEX VELOCITY CLIENT

1. Were custody seals on outside of cooler? YES NO
2. Were custody papers properly filled out (ink, signed, etc.)? YES NO
3. Did all bottles arrive in good condition (unbroken)? YES NO
4. Did any VOA vials have significant air bubbles? YES NO N/A
5. Were **Ice** or **Ice packs** present? YES NO
6. Where did the bottles originate? CAS/ROC, CLIENT
7. Temperature of cooler(s) upon receipt: 5°C

Is the temperature within 0° - 6° C?:	Yes	Yes	Yes	Yes	Yes
If No, Explain Below	No	No	No	No	No

Date/Time Temperatures Taken: 11/20/07 1005

Thermometer ID: 161 or IR GUN Reading From: Temp Blank or Sample Bottle

If out of Temperature, Client Approval to Run Samples _____

PC Secondary Review: KB 11/20/07

Cooler Breakdown: Date: 11/20/07 by: _____

1. Were all bottle labels complete (*i.e.* analysis, preservation, etc.)? YES NO
2. Did all bottle labels and tags agree with custody papers? YES NO
3. Were correct containers used for the tests indicated? YES NO
4. Air Samples: Cassettes / Tubes Intact Canisters Pressurized Tedlar® Bags Inflated N/A

Explain any discrepancies: _____

		YES	NO	Sample I.D.	Reagent	Vol. Added	Final pH
pH	Reagent						
≥12	NaOH						
≤2	HNO_3						
≤2	H_2SO_4						
Residual Chlorine (+/-)	for TCN & Phenol						

YES = All samples OK NO = Samples were preserved at lab as listed PC OK to adjust pH _____

VOC Vial pH Verification (Tested after Analysis) Following Samples Exhibited pH > 2		
<2		

Other Comments:

PC Secondary Review: KB 12/19/07

H:\SMODOCS\Cooler Receipt v 3.doc

Chain of Custody

Submission: R2740971 **Client:** Haley & Aldrich of New York

Lab ID: 1056297 **Matrix** WATER

Received into CAS-Rochester Custody: 11/20/07 9:45:00 A

Container: 10562971

Date of Custody	User	Dept	Storage Location	Purpose	Empty
11/20/07 13:22	rjones	Sample Management	Cooler 3	Storage	☐

Container: 10562972

Date of Custody	User	Dept	Storage Location	Purpose	Empty
11/20/07 13:21	rjones	Sample Management	Cooler 1	Storage	☐
11/26/07 14:22	ballegie	GC/MS Volatiles	Cooler 1 - S09	Analysis	☐
11/26/07 15:19	ballegie	GC/MS Volatiles	Cooler 1 - S09	Storage	☐

Container: 10562973

Date of Custody	User	Dept	Storage Location	Purpose	Empty
11/20/07 13:22	rjones	Sample Management	Ambient 1	Storage	☐

Container: 10562974

Date of Custody	User	Dept	Storage Location	Purpose	Empty
11/20/07 13:22	rjones	Sample Management	Cooler 3	Storage	☐
11/21/07 10:20	dmurphy	Organic Extractions	Analyst	Analysis	☑

Lab ID: 1056298 **Matrix** WATER

Received into CAS-Rochester Custody: 11/20/07 9:45:00 A

Container: 10562981

Date of Custody	User	Dept	Storage Location	Purpose	Empty
11/20/07 13:21	rjones	Sample Management	Cooler 1	Storage	☐
11/26/07 14:22	ballegie	GC/MS Volatiles	Cooler 1 - S09	Analysis	☐
11/26/07 15:19	ballegie	GC/MS Volatiles	Cooler 1 - S09	Storage	☐

Container: 10562982

Date of Custody	User	Dept	Storage Location	Purpose	Empty
11/20/07 13:22	rjones	Sample Management	Cooler 3	Storage	☐
11/21/07 10:20	dmurphy	Organic Extractions	Analyst	Analysis	☑

Chain of Custody

Submission: **R2740971** ***Client:*** Haley & Aldrich of New York

Lab ID: 1056299 ***Matrix*** WATER

Received into CAS-Rochester Custody: 11/20/07 9:45:00 A

Container: 10562991

Date of Custody	User	Dept	Storage Location	Purpose	Empty
11/20/07 13:22	rjones	Sample Management	Cooler 3	Storage	☐

Container: 10562992

Date of Custody	User	Dept	Storage Location	Purpose	Empty
11/20/07 13:21	rjones	Sample Management	Cooler 1	Storage	☐
11/26/07 14:22	ballegie	GC/MS Volatiles	Cooler 1 - S09	Analysis	☐
11/26/07 15:19	ballegie	GC/MS Volatiles	Cooler 1 - S09	Storage	☐

Container: 10562993

Date of Custody	User	Dept	Storage Location	Purpose	Empty
11/20/07 13:22	rjones	Sample Management	Ambient 1	Storage	☐

Container: 10562994

Date of Custody	User	Dept	Storage Location	Purpose	Empty
11/20/07 13:22	rjones	Sample Management	Cooler 3	Storage	☐
11/21/07 10:20	dmurphy	Organic Extractions	Analyst	Analysis	☑

Chain of Custody

Submission: **R2740971** ***Client:*** Halev & Aldrich of New York

Lab ID: 1056300 ***Matrix*** WATER

Received into CAS-Rochester Custody: 11/20/07 9:45:00 A

Container: 10563001

Date of Custody	User	Dept	Storage Location	Purpose	Empty
11/20/07 13:22	rjones	Sample Management	Cooler 3	Storage	☐

Container: 10563002

Date of Custody	User	Dept	Storage Location	Purpose	Empty
11/20/07 13:21	rjones	Sample Management	Cooler 1	Storage	☐
11/26/07 14:22	ballegie	GC/MS Volatiles	Cooler 1 - S09	Analysis	☐
11/26/07 15:19	ballegie	GC/MS Volatiles	Cooler 1 - S09	Storage	☐

Container: 10563003

Date of Custody	User	Dept	Storage Location	Purpose	Empty
11/20/07 13:22	rjones	Sample Management	Ambient 1	Storage	☐

Container: 10563004

Date of Custody	User	Dept	Storage Location	Purpose	Empty
11/20/07 13:22	rjones	Sample Management	Cooler 3	Storage	☐
11/21/07 10:20	dmurphy	Organic Extractions	Analyst	Analysis	☑

Chain of Custody

Submission: R2740971 **Client:** Halev & Aldrich of New York

Lab ID: 1056301 **Matrix** WATER

Received into CAS-Rochester Custody: 11/20/07 9:45:00 A

Container: 10563011

Date of Custody	User	Dept	Storage Location	Purpose	Empty
11/20/07 13:21	rjones	Sample Management	Cooler 1	Storage	☐
11/26/07 14:22	ballegie	GC/MS Volatiles	Cooler 1 - S09	Analysis	☐
11/26/07 15:19	ballegie	GC/MS Volatiles	Cooler 1 - S09	Storage	☐

Container: 10563012

Date of Custody	User	Dept	Storage Location	Purpose	Empty
11/20/07 13:22	rjones	Sample Management	Cooler 3	Storage	☐
11/21/07 10:20	dmurphy	Organic Extractions	Analyst	Analysis	☑

Container: 10563013

Date of Custody	User	Dept	Storage Location	Purpose	Empty
11/20/07 13:22	rjones	Sample Management	Cooler 3	Storage	☐
11/21/07 10:20	dmurphy	Organic Extractions	Analyst	Analysis	☑

Container: 10563014

Date of Custody	User	Dept	Storage Location	Purpose	Empty
11/20/07 13:22	rjones	Sample Management	Cooler 3	Storage	☐
11/21/07 10:20	dmurphy	Organic Extractions	Analyst	Analysis	☑

Lab ID: 1056304 **Matrix** WATER

Received into CAS-Rochester Custody: 11/20/07 9:45:00 A

Container: 10563041

Date of Custody	User	Dept	Storage Location	Purpose	Empty
11/20/07 13:21	rjones	Sample Management	Cooler 1	Storage	☐
11/26/07 14:22	ballegie	GC/MS Volatiles	Cooler 1 - S09	Analysis	☐
11/26/07 15:19	ballegie	GC/MS Volatiles	Cooler 1 - S09	Storage	☐

Container: 10563042

Date of Custody	User	Dept	Storage Location	Purpose	Empty
11/20/07 13:22	rjones	Sample Management	Cooler 3	Storage	☐
11/21/07 10:20	dmurphy	Organic Extractions	Analyst	Analysis	☑

Chain of Custody

Submission: **R2740971** ***Client:*** Haley & Aldrich of New York

Lab ID: 1056305 ***Matrix*** WATER

Received into CAS-Rochester Custody: 11/20/07 9:45:00 A

Container: 10563051

Date of Custody	User	Dept	Storage Location	Purpose	Empty
11/20/07 13:21	rjones	Sample Management	Cooler 1	Storage	☐
11/26/07 14:22	ballegie	GC/MS Volatiles	Cooler 1 - S09	Analysis	☐
11/26/07 15:19	ballegie	GC/MS Volatiles	Cooler 1 - S09	Storage	☐

VOLATILE ORGANICS

QC SUMMARY

COLUMBIA ANALYTICAL SERVICES

QUALITY CONTROL SUMMARY MATRIX SPIKE/MATRIX SPIKE DUPLICATE RECOVERY
WATER

Spiked Order No. : 1056301 Haley & Aldrich of New York

Client ID: MW-104

Test: 8260B TCL

Analytical Units: UG/L

Run Number : 153828

ANALYTE	SPIKE ADDED	CONCENT. SAMPLE	MATRIX SPIKE FOUND	MATRIX SPIKE % REC.	MATRIX SPIKE DUP. FOUND	MATRIX SPIKE DUP. % REC.	RPD	QC LIMITS RPD	QC LIMITS REC.
BENZENE	50.0	0	47.0	94	48.0	96	2	30	70 - 130
CHLOROBENZENE	50.0	0	48.0	96	49.0	98	2	30	70 - 130
1,1-DICHLOROETHENE	50.0	0	54.0	108	54.0	108	0	30	70 - 130
TOLUENE	50.0	0	47.0	94	48.0	96	2	30	70 - 130
TRICHLOROETHENE	50.0	0	43.0	86	44.0	88	2	30	70 - 130

00017

COLUMBIA ANALYTICAL SERVICES

VOLATILE ORGANICS
METHOD: 8260B TCL

LABORATORY CONTROL SAMPLE SUMMARY

REFERENCE ORDER #: 1058778 ANALYTICAL RUN # : 153819

DATE ANALYZED : 11/26/07
ANALYTICAL DILUTION: 1.0

ANALYTE	TRUE VALUE	% RECOVERY	QC LIMITS
ACETONE	20.0	91	50 - 150
BENZENE	20.0	91	70 - 130
BROMODICHLOROMETHANE	20.0	92	70 - 130
BROMOFORM	20.0	89	70 - 130
BROMOMETHANE	20.0	90	50 - 150
2-BUTANONE (MEK)	20.0	93	50 - 150
CARBON DISULFIDE	20.0	116	70 - 130
CARBON TETRACHLORIDE	20.0	90	70 - 130
CHLOROBENZENE	20.0	96	70 - 130
CHLOROETHANE	20.0	109	70 - 130
CHLOROFORM	20.0	94	70 - 130
CHLOROMETHANE	20.0	99	70 - 130
DIBROMOCHLOROMETHANE	20.0	94	70 - 130
1,1-DICHLOROETHANE	20.0	95	70 - 130
1,2-DICHLOROETHANE	20.0	94	70 - 130
1,1-DICHLOROETHENE	20.0	99	70 - 130
CIS-1,2-DICHLOROETHENE	20.0	93	70 - 130
TRANS-1,2-DICHLOROETHENE	20.0	91	70 - 130
1,2-DICHLOROPROPANE	20.0	96	70 - 130
CIS-1,3-DICHLOROPROPENE	20.0	93	70 - 130
TRANS-1,3-DICHLOROPROPENE	20.0	83	70 - 130
ETHYLBENZENE	20.0	97	70 - 130
2-HEXANONE	20.0	96	70 - 130
METHYLENE CHLORIDE	20.0	96	70 - 130
4-METHYL-2-PENTANONE (MIBK)	20.0	87	70 - 130
STYRENE	20.0	94	70 - 130
1,1,2,2-TETRACHLOROETHANE	20.0	110	70 - 130
TETRACHLOROETHENE	20.0	90	70 - 130
TOLUENE	20.0	91	70 - 130
1,1,1-TRICHLOROETHANE	20.0	93	70 - 130
1,1,2-TRICHLOROETHANE	20.0	95	70 - 130
TRICHLOROETHENE	20.0	82	70 - 130
VINYL CHLORIDE	20.0	98	70 - 130
O-XYLENE	20.0	96	70 - 130
M+P-XYLENE	40.0	100	70 - 130

COLUMBIA ANALYTICAL SERVICES

VOLATILE ORGANICS
METHOD: 8260B TCL

LABORATORY CONTROL SAMPLE SUMMARY

REFERENCE ORDER #: 1058794 ANALYTICAL RUN # : 153828

DATE ANALYZED : 11/27/07
ANALYTICAL DILUTION: 1.0

ANALYTE	TRUE VALUE	% RECOVERY	QC LIMITS
ACETONE	20.0	111	50 - 150
BENZENE	20.0	93	70 - 130
BROMODICHLOROMETHANE	20.0	95	70 - 130
BROMOFORM	20.0	90	70 - 130
BROMOMETHANE	20.0	89	50 - 150
2-BUTANONE (MEK)	20.0	95	50 - 150
CARBON DISULFIDE	20.0	94	70 - 130
CARBON TETRACHLORIDE	20.0	91	70 - 130
CHLOROBENZENE	20.0	96	70 - 130
CHLOROETHANE	20.0	107	70 - 130
CHLOROFORM	20.0	96	70 - 130
CHLOROMETHANE	20.0	96	70 - 130
DIBROMOCHLOROMETHANE	20.0	97	70 - 130
1,1-DICHLOROETHANE	20.0	96	70 - 130
1,2-DICHLOROETHANE	20.0	96	70 - 130
1,1-DICHLOROETHENE	20.0	100	70 - 130
CIS-1,2-DICHLOROETHENE	20.0	94	70 - 130
TRANS-1,2-DICHLOROETHENE	20.0	92	70 - 130
1,2-DICHLOROPROPANE	20.0	99	70 - 130
CIS-1,3-DICHLOROPROPENE	20.0	90	70 - 130
TRANS-1,3-DICHLOROPROPENE	20.0	80	70 - 130
ETHYLBENZENE	20.0	97	70 - 130
2-HEXANONE	20.0	95	70 - 130
METHYLENE CHLORIDE	20.0	98	70 - 130
4-METHYL-2-PENTANONE (MIBK)	20.0	84	70 - 130
STYRENE	20.0	94	70 - 130
1,1,2,2-TETRACHLOROETHANE	20.0	95	70 - 130
TETRACHLOROETHENE	20.0	90	70 - 130
TOLUENE	20.0	91	70 - 130
1,1,1-TRICHLOROETHANE	20.0	93	70 - 130
1,1,2-TRICHLOROETHANE	20.0	99	70 - 130
TRICHLOROETHENE	20.0	95	70 - 130
VINYL CHLORIDE	20.0	96	70 - 130
O-XYLENE	20.0	96	70 - 130
M+P-XYLENE	40.0	99	70 - 130

4A
VOLATILE METHOD BLANK SUMMARY

EPA SAMPLE NO.

MET BLK1

Lab Name: CAS/ROCH Contract: HA

Lab Code: 10145 Case No.: R7-40971 SAS No.: _____ SDG No.: 1056297

Lab File ID: A6618.D Lab Sample ID: 1058777 1.0

Date Analyzed: 11/26/07 Time Analyzed: 13:02

GC Column: DB-624 ID: 0.2 (mm) Heated Purge: (Y/N) N

Instrument ID: MSVOA10

THIS METHOD BLANK APPLIES TO THE FOLLOWING SAMPLES, MS AND MSD:

	EPA SAMPLE NO.	LAB SAMPLE ID	LAB FILE ID	TIME ANALYZED
01	LCS1	1058778 1.0	A6616.D	12:02
02	MW-101	1056297 1.0	A6631.D	19:36
03	MW-101DUP	1056298 1.0	A6632.D	20:06
04	MW-102	1056299 1.0	A6633.D	20:35

COMMENTS:

4A

VOLATILE METHOD BLANK SUMMARY

EPA SAMPLE NO.

MET BLK2

Lab Name: CAS/ROCH Contract: HA

Lab Code: 10145 Case No.: R7-40971 SAS No.: SDG No.: 1056297

Lab File ID: A6642.D Lab Sample ID: 1058793 1.0

Date Analyzed: 11/27/07 Time Analyzed: 01:02

GC Column: DB-624 ID: 0.2 (mm) Heated Purge: (Y/N) N

Instrument ID: MSVOA10

THIS METHOD BLANK APPLIES TO THE FOLLOWING SAMPLES, MS AND MSD:

	EPA SAMPLE NO.	LAB SAMPLE ID	LAB FILE ID	TIME ANALYZED
01	LCS2	1058794 1.0	A6640.D	00:03
02	MW-103	1056300 1.0	A6643.D	01:32
03	MW-104	1056301 1.0	A6644.D	02:02
04	MW-105	1056304 1.0	A6645.D	02:31
05	TRIP BLK	1056305 1.0	A6646.D	03:01
06	MW-104MS	1058795 1.0	A6658.D	08:57
07	MW-104MSD	1058796 1.0	A6659.D	09:26

COMMENTS:

00021

5A

VOLATILE ORGANIC INSTRUMENT PERFORMANCE CHECK
BROMOFLUOROBENZENE (BFB)

Lab Name: CAS/ROCH Contract: HA

Lab Code: 10145 Case No.: R7-40971 SAS No.: SDG No.: 1056297

Lab File ID: A6229.D BFB Injection Date: 11/10/07

Instrument ID: MSVOA10 BFB Injection Time: 16:22

GC Column: DB-624 ID: 0.20 (mm) Heated Purge: (Y/N) N

m/e	ION ABUNDANCE CRITERIA	% RELATIVE ABUNDANCE
50	15.0 - 40.0% of mass 95	21.0
75	30.0 - 60.0% of mass 95	50.8
95	Base peak, 100% relative abundance	100.0
96	5.0 - 9.0% of mass 95	7.8
173	Less than 2.0% of mass 174	0.9 (1.0)1
174	50.0 - 120.0% of mass 95	89.8
175	5.0 - 9.0% of mass 174	6.9 (7.7)1
176	95.0 - 101.0% of mass 174	86.2 (96.1)1
177	5.0 - 9.0% of mass 176	5.7 (6.6)2

1-Value is % mass 174 2-Value is % mass 176

THIS CHECK APPLIES TO THE FOLLOWING SAMPLES, MS, MSD, BLANKS, AND STANDARDS:

	EPA SAMPLE NO.	LAB SAMPLE ID	LAB FILE ID	DATE ANALYZED	TIME ANALYZED
01	STD1	.5PPB	A6232.D	11/10/07	17:49
02	STD2	1PPB	A6233.D	11/10/07	18:19
03	STD3	2PPB	A6234.D	11/10/07	18:49
04	STD4	5PPB	A6235.D	11/10/07	19:18
05	STD5	10PPB	A6236.D	11/10/07	19:47
06	STD6	50PPB	A6237.D	11/10/07	20:17
07	STD7	100PPB	A6238.D	11/10/07	20:46
08	STD8	150PPB	A6239.D	11/10/07	21:16
09	STD9	200PPB	A6240.D	11/10/07	21:46

BFB

Data Path : J:\ACQUDATA\MSVOA10\DATA\111007\Snapshot\
Data File : A6229.D
Acq On : 10 Nov 2007 4:22 pm
Operator : B.ALLGEIER
Sample : TUNE
Misc :
ALS Vial : 3 Sample Multiplier: 1

Integration File: CPD4.P

Method : J:\ACQUDATA\MSVOA10\METHODS\WAT1110.M
Title : MS#10 - 8260B WATERS 10mL Purge
Last Update : Fri Nov 02 14:52:49 2007

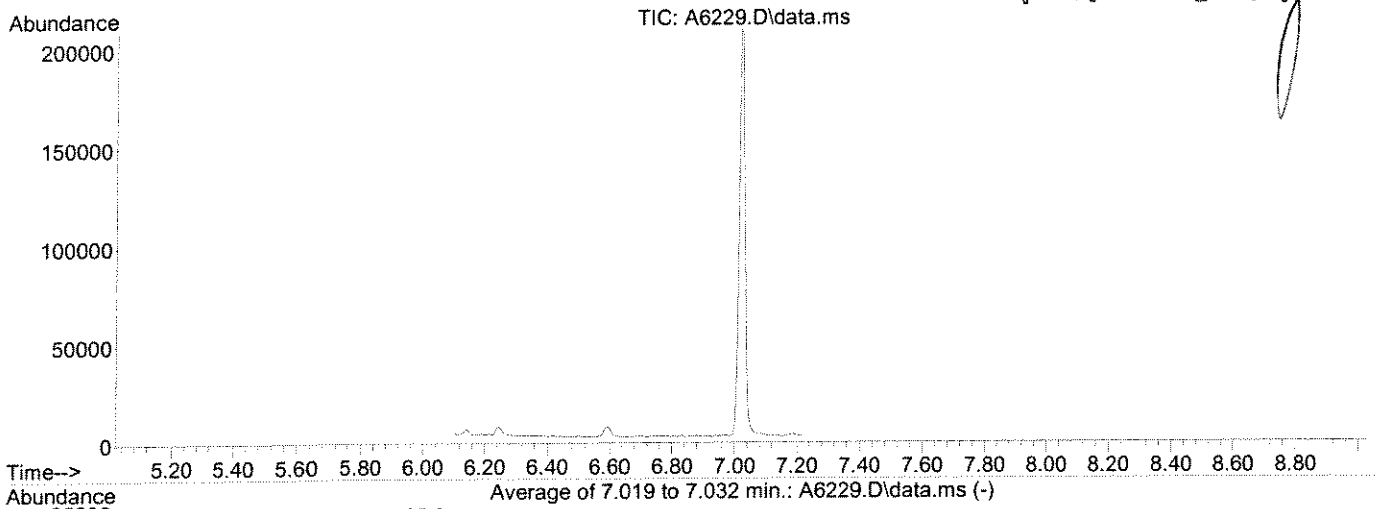

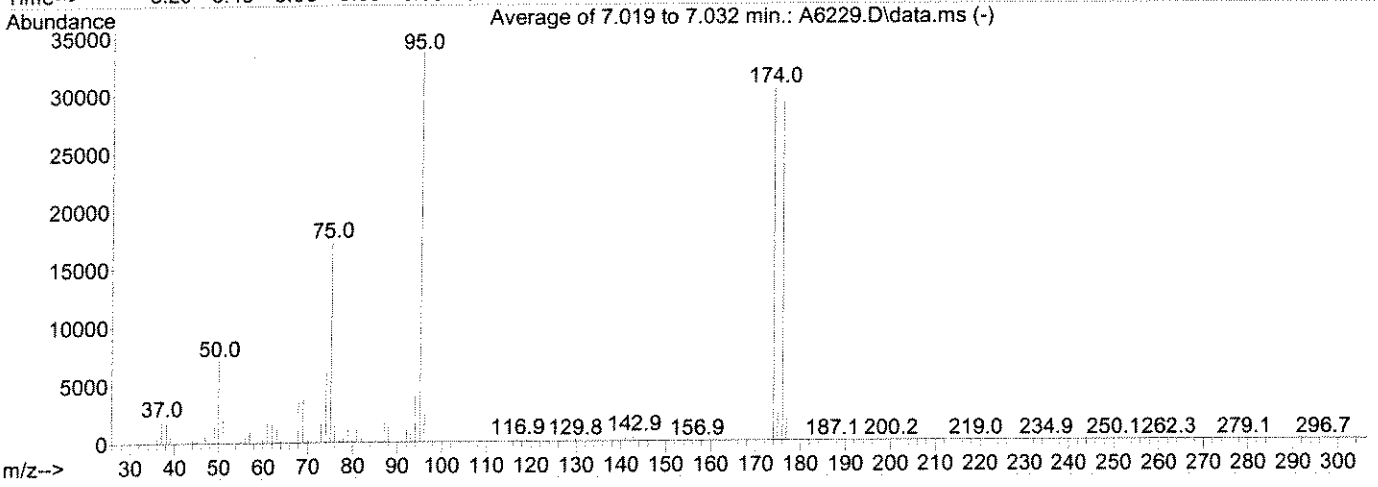

AutoFind: Scans 153, 154, 155; Background Corrected with Scan 147

Target Mass	Rel. to Mass	Lower Limit%	Upper Limit%	Rel. Abn%	Raw Abn	Result Pass/Fail
50	95	15	40	21.0	7104	PASS
75	95	30	60	50.8	17202	PASS
95	95	100	100	100.0	33861	PASS
96	95	5	9	7.8	2628	PASS
173	174	0.00	2	1.0	311	PASS
174	95	50	120	89.8	30395	PASS
175	174	5	9	7.7	2336	PASS
176	174	95	101	96.1	29197	PASS
177	176	5	9	6.6	1925	PASS

5A

VOLATILE ORGANIC INSTRUMENT PERFORMANCE CHECK
BROMOFLUOROBENZENE (BFB)

Lab Name: CAS/ROCH Contract: HA

Lab Code: 10145 Case No.: R7-40971 SAS No.: SDG No.: 1056297

Lab File ID: A6614.D BFB Injection Date: 11/26/07

Instrument ID: MSVOA10 BFB Injection Time: 10:24

GC Column: DB-624 ID: 0.20 (mm) Heated Purge: (Y/N) N

m/e	ION ABUNDANCE CRITERIA	% RELATIVE ABUNDANCE
50	15.0 - 40.0% of mass 95	19.1
75	30.0 - 60.0% of mass 95	47.9
95	Base peak, 100% relative abundance	100.0
96	5.0 - 9.0% of mass 95	6.4
173	Less than 2.0% of mass 174	1.3 (1.5)1
174	50.0 - 120.0% of mass 95	86.4
175	5.0 - 9.0% of mass 174	6.1 (7.0)1
176	95.0 - 101.0% of mass 174	82.7 (95.7)1
177	5.0 - 9.0% of mass 176	5.5 (6.6)2

1-Value is % mass 174 2-Value is % mass 176

THIS CHECK APPLIES TO THE FOLLOWING SAMPLES, MS, MSD, BLANKS, AND STANDARDS:

	EPA SAMPLE NO.	LAB SAMPLE ID	LAB FILE ID	DATE ANALYZED	TIME ANALYZED
01	VSTD1	CCV	A6615.D	11/26/07	11:01
02	LCS1	1058778 1.0	A6616.D	11/26/07	12:02
03	MET BLK1	1058777 1.0	A6618.D	11/26/07	13:02
04	MW-101	1056297 1.0	A6631.D	11/26/07	19:36
05	MW-101DUP	1056298 1.0	A6632.D	11/26/07	20:06
06	MW-102	1056299 1.0	A6633.D	11/26/07	20:35

Data Path : J:\ACQUDATA\msvoa10\data\112607\
Data File : A6614.D
Acq On : 26 Nov 2007 10:24 am
Operator : B.ALLGEIER
Sample : TUNE
Misc :
ALS Vial : 3 Sample Multiplier: 1

Integration File: CPD4.P

Method : J:\ACQUDATA\MSVOA10\METHODS\T111007.M
Title : 8260B WATERS
Last Update : Wed Sep 27 14:33:13 2006

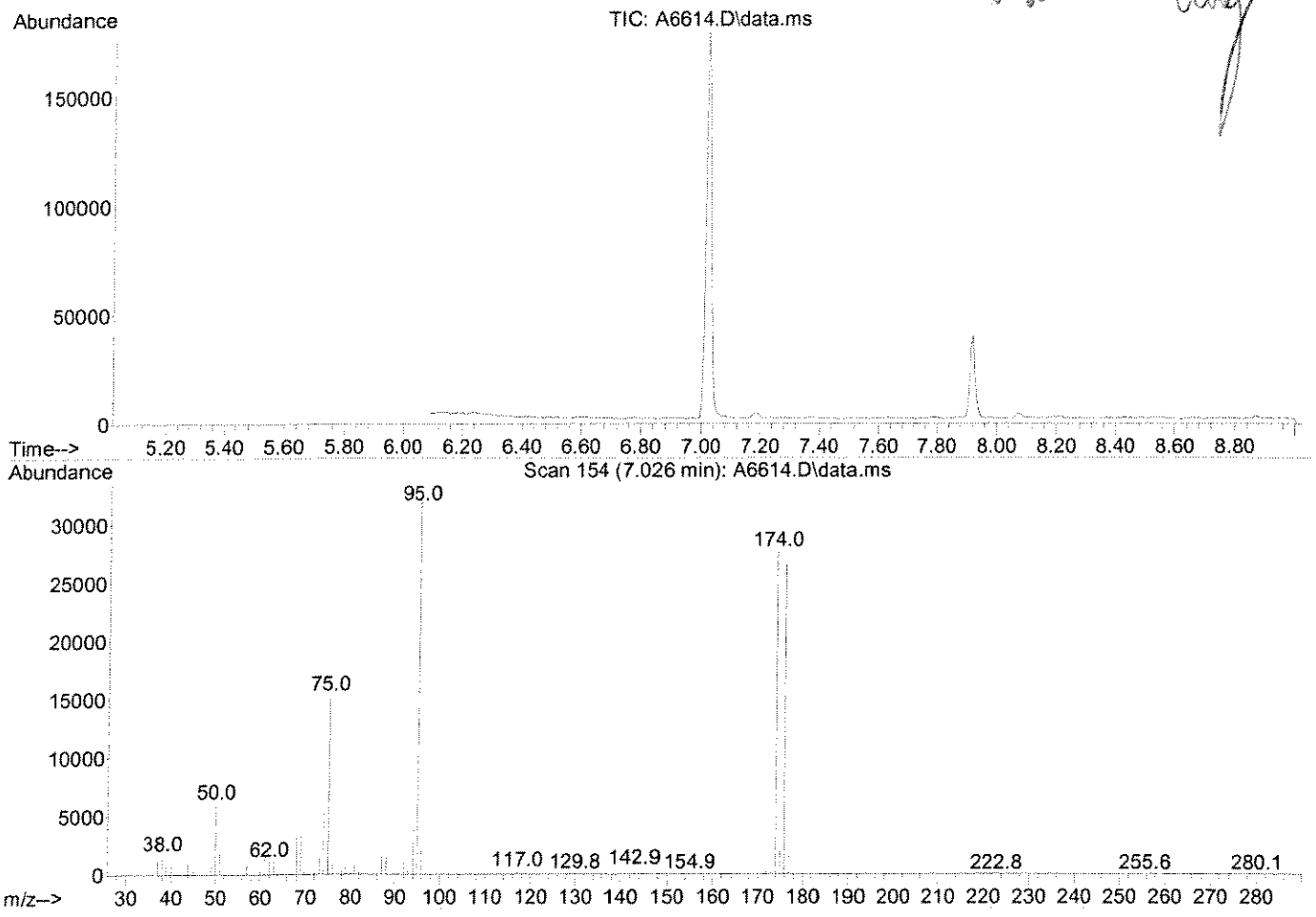

Spectrum Information: Scan 154

Target Mass	Rel. to Mass	Lower Limit%	Upper Limit%	Rel. Abn%	Raw Abn	Result Pass/Fail
50	95	15	40	19.1	6143	PASS
75	95	30	60	47.9	15358	PASS
95	95	100	100	100.0	32088	PASS
96	95	5	9	6.4	2047	PASS
173	174	0.00	2	1.5	409	PASS
174	95	50	120	86.4	27728	PASS
175	174	5	9	7.0	1945	PASS
176	174	95	101	95.7	26544	PASS
177	176	5	9	6.6	1753	PASS

5A

VOLATILE ORGANIC INSTRUMENT PERFORMANCE CHECK
BROMOFLUOROBENZENE (BFB)

Lab Name: CAS/ROCH Contract: HA

Lab Code: 10145 Case No.: R7-40971 SAS No.: SDG No.: 1056297

Lab File ID: A6637.D BFB Injection Date: 11/26/07

Instrument ID: MSVOA10 BFB Injection Time: 22:39

GC Column: DB-624 ID: 0.20 (mm) Heated Purge: (Y/N) N

m/e	ION ABUNDANCE CRITERIA	% RELATIVE ABUNDANCE
50	15.0 - 40.0% of mass 95	21.6
75	30.0 - 60.0% of mass 95	50.7
95	Base peak, 100% relative abundance	100.0
96	5.0 - 9.0% of mass 95	6.9
173	Less than 2.0% of mass 174	0.7 (0.9)1
174	50.0 - 120.0% of mass 95	75.0
175	5.0 - 9.0% of mass 174	6.4 (8.5)1
176	95.0 - 101.0% of mass 174	72.2 (96.2)1
177	5.0 - 9.0% of mass 176	4.8 (6.6)2

1-Value is % mass 174 2-Value is % mass 176

THIS CHECK APPLIES TO THE FOLLOWING SAMPLES, MS, MSD, BLANKS, AND STANDARDS:

	EPA SAMPLE NO.	LAB SAMPLE ID	LAB FILE ID	DATE ANALYZED	TIME ANALYZED
01	VSTD2	CCV	A6639.D	11/26/07	23:33
02	LCS2	1058794 1.0	A6640.D	11/27/07	00:03
03	MET BLK2	1058793 1.0	A6642.D	11/27/07	01:02
04	MW-103	1056300 1.0	A6643.D	11/27/07	01:32
05	MW-104	1056301 1.0	A6644.D	11/27/07	02:02
06	MW-105	1056304 1.0	A6645.D	11/27/07	02:31
07	TRIP BLK	1056305 1.0	A6646.D	11/27/07	03:01
08	MW-104MS	1058795 1.0	A6658.D	11/27/07	08:57
09	MW-104MSD	1058796 1.0	A6659.D	11/27/07	09:26

BFB

Data Path : J:\ACQUDATA\msvoa10\data\112607\
Data File : A6637.D
Acq On : 26 Nov 2007 10:39 pm
Operator : B.ALLGEIER
Sample : TUNE
Misc :
ALS Vial : 23 Sample Multiplier: 1

Integration File: CPD4.P

Method : J:\ACQUDATA\MSVOA10\METHODS\T111007.M
Title : 8260B WATERS
Last Update : Wed Sep 27 14:33:13 2006

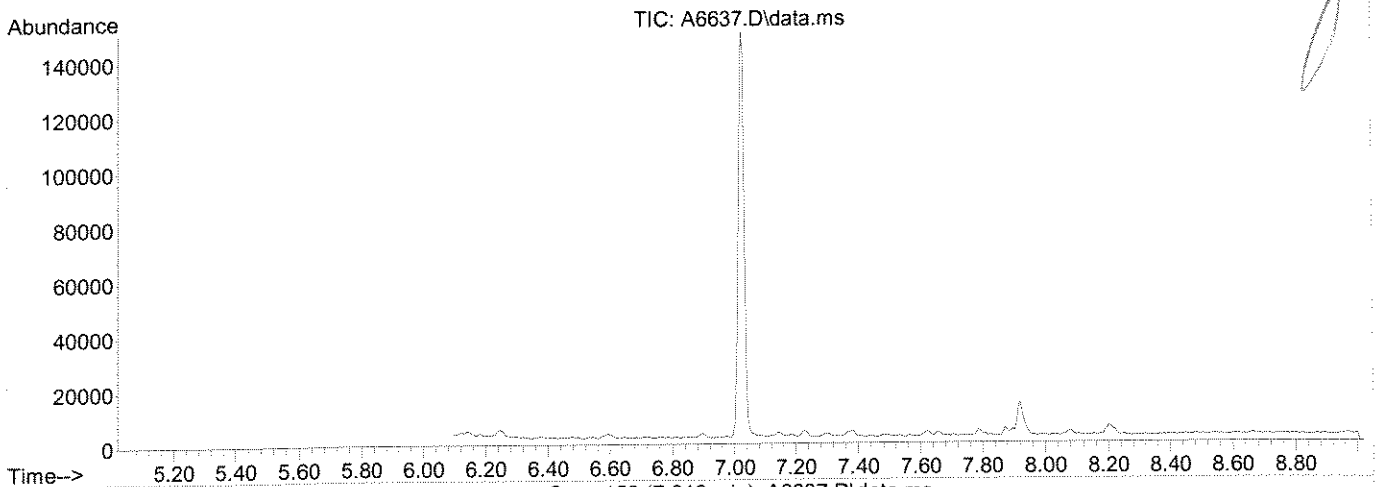

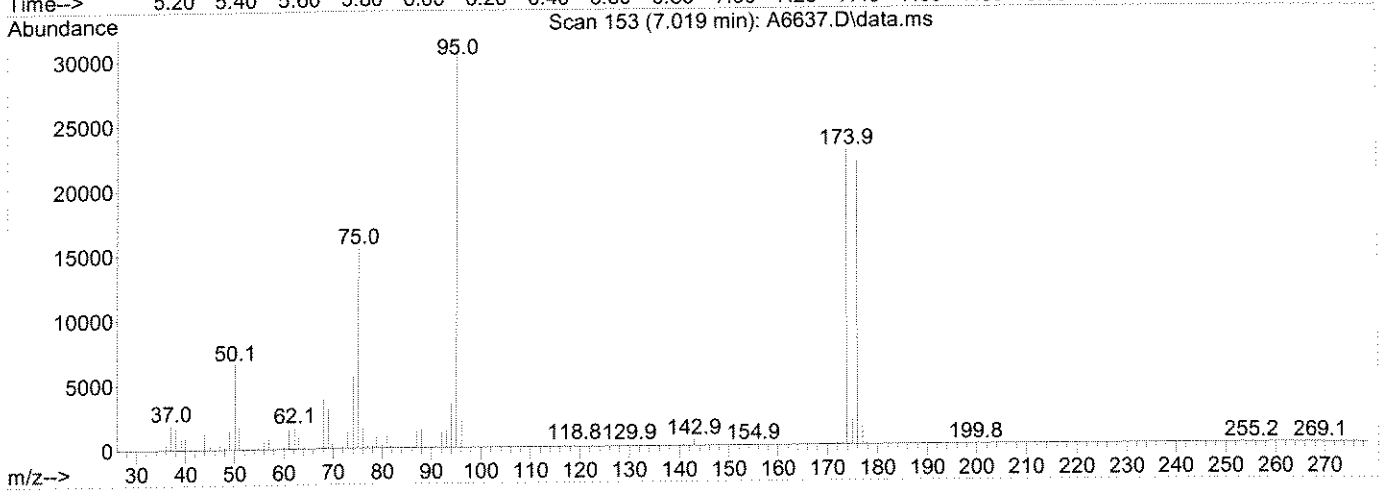

Spectrum Information: Scan 153

Target Mass	Rel. to Mass	Lower Limit%	Upper Limit%	Rel. Abn%	Raw Abn	Result Pass/Fail
50	95	15	40	21.6	6545	PASS
75	95	30	60	50.7	15385	PASS
95	95	100	100	100.0	30336	PASS
96	95	5	9	6.9	2094	PASS
173	174	0.00	2	0.9	216	PASS
174	95	50	120	75.0	22760	PASS
175	174	5	9	8.5	1928	PASS
176	174	95	101	96.2	21896	PASS
177	176	5	9	6.6	1445	PASS

00027

8A

VOLATILE INTERNAL STANDARD AREA AND RT SUMMARY

Lab Name: CAS/ROCH Contract: HA

Lab Code: 10145 Case No.: R7-40971 SAS No.: SDG No.: 1056297

Lab File ID (Standard): A6615.D Date Analyzed: 11/26/07

Instrument ID: MSVOA10 Time Analyzed: 11:01

GC Column: DB-624 ID: 0.20 (mm) Heated Purge (Y/N): N

		IS1 AREA #	RT #	IS2 AREA #	RT #	IS3 AREA #	RT #
	12 HOUR STD	813344	4.43	1236879	5.63	1156071	8.86
	UPPER LIMIT	1626688	3.93	2473758	5.13	2312142	8.36
	LOWER LIMIT	406672	4.93	618440	6.13	578036	9.36
	EPA SAMPLE NO.						
01	LCS1	842477	4.43	1270420	5.64	1164799	8.86
02	MET BLK1	792059	4.44	1214608	5.64	1109032	8.86
03	MW-101	736389	4.44	1157101	5.64	1067367	8.86
04	MW-101DUP	729396	4.44	1154091	5.64	1062577	8.86
05	MW-102	729716	4.44	1152807	5.64	1062331	8.86

IS1 = Pentafluorobenzene
IS2 = 1,4-Difluorobenzene
IS3 = d5-Chlorobenzene
IS4 = 1,4-Dichlorobenzene-d4

AREA UPPER LIMIT = +100% of internal standard area
AREA LOWER LIMIT = - 50% of internal standard area
RT UPPER LIMIT = +0.50 minutes of internal standard RT
RT LOWER LIMIT = -0.50 minutes of internal standard RT

Column to be used to flag values outside QC limit with an asterisk.
* Values outside of contract required QC limits

8A

VOLATILE INTERNAL STANDARD AREA AND RT SUMMARY

Lab Name: CAS/ROCH Contract: HA

Lab Code: 10145 Case No.: R7-40971 SAS No.: SDG No.: 1056297

Lab File ID (Standard): A6615.D Date Analyzed: 11/26/07

Instrument ID: MSVOA10 Time Analyzed: 11:01

GC Column: DB-624 ID: 0.20 (mm) Heated Purge (Y/N): N

		IS4 AREA #	RT #	AREA #	RT #	AREA #	RT #
	12 HOUR STD	672052	10.85				
	UPPER LIMIT	1344104	10.35				
	LOWER LIMIT	336026	11.35				
	EPA SAMPLE NO.						
01	LCS1	668390	10.85				
02	MET BLK1	614739	10.85				
03	MW-101	590355	10.85				
04	MW-101DUP	588034	10.85				
05	MW-102	591058	10.85				

IS1 = Pentafluorobenzene
IS2 = 1,4-Difluorobenzene
IS3 = d5-Chlorobenzene
IS4 = 1,4-Dichlorobenzene-d4

AREA UPPER LIMIT = +100% of internal standard area
AREA LOWER LIMIT = - 50% of internal standard area
RT UPPER LIMIT = +0.50 minutes of internal standard RT
RT LOWER LIMIT = -0.50 minutes of internal standard RT

Column to be used to flag values outside QC limit with an asterisk.
* Values outside of contract required QC limits

8A

VOLATILE INTERNAL STANDARD AREA AND RT SUMMARY

Lab Name: CAS/ROCH Contract: HA

Lab Code: 10145 Case No.: R7-40971 SAS No.: _____ SDG No.: 1056297

Lab File ID (Standard): A6639.D Date Analyzed: 11/26/07

Instrument ID: MSVOA10 Time Analyzed: 23:33

GC Column: DB-624 ID: 0.20 (mm) Heated Purge (Y/N): N

		IS1 AREA #	RT #	IS2 AREA #	RT #	IS3 AREA #	RT #
	12 HOUR STD	833342	4.44	1256794	5.64	1166104	8.86
	UPPER LIMIT	1666684	3.94	2513588	5.14	2332208	8.36
	LOWER LIMIT	416671	4.94	628397	6.14	583052	9.36
	EPA SAMPLE NO.						
01	LCS2	846829	4.44	1280203	5.64	1168565	8.86
02	MET BLK2	797705	4.44	1231802	5.64	1121133	8.86
03	MW-103	782667	4.44	1206467	5.64	1096756	8.86
04	MW-104	766805	4.44	1192982	5.64	1093985	8.86
05	MW-105	756182	4.44	1186490	5.64	1081352	8.86
06	TRIP BLK	746079	4.44	1171815	5.64	1076828	8.86
07	MW-104MS	850798	4.44	1290214	5.64	1181311	8.86
08	MW-104MSD	869339	4.44	1305261	5.64	1194426	8.86

IS1 = Pentafluorobenzene
IS2 = 1,4-Difluorobenzene
IS3 = d5-Chlorobenzene
IS4 = 1,4-Dichlorobenzene-d4

AREA UPPER LIMIT = +100% of internal standard area
AREA LOWER LIMIT = - 50% of internal standard area
RT UPPER LIMIT = +0.50 minutes of internal standard RT
RT LOWER LIMIT = -0.50 minutes of internal standard RT

Column to be used to flag values outside QC limit with an asterisk.
* Values outside of contract required QC limits

8A

VOLATILE INTERNAL STANDARD AREA AND RT SUMMARY

Lab Name: CAS/ROCH Contract: HA

Lab Code: 10145 Case No.: R7-40971 SAS No.: SDG No.: 1056297

Lab File ID (Standard): A6639.D Date Analyzed: 11/26/07

Instrument ID: MSVOA10 Time Analyzed: 23:33

GC Column: DB-624 ID: 0.20 (mm) Heated Purge (Y/N): N

		IS4 AREA #	RT #	AREA #	RT #	AREA #	RT #
	12 HOUR STD	684638	10.85				
	UPPER LIMIT	1369276	10.35				
	LOWER LIMIT	342319	11.35				
	EPA SAMPLE NO.						
01	LCS2	676521	10.85				
02	MET BLK2	616797	10.85				
03	MW-103	613291	10.85				
04	MW-104	607930	10.85				
05	MW-105	598797	10.85				
06	TRIP BLK	594211	10.85				
07	MW-104MS	678008	10.85				
08	MW-104MSD	689464	10.85				

IS1 = Pentafluorobenzene
IS2 = 1,4-Difluorobenzene
IS3 = d5-Chlorobenzene
IS4 = 1,4-Dichlorobenzene-d4

AREA UPPER LIMIT = +100% of internal standard area
AREA LOWER LIMIT = - 50% of internal standard area
RT UPPER LIMIT = +0.50 minutes of internal standard RT
RT LOWER LIMIT = -0.50 minutes of internal standard RT

Column to be used to flag values outside QC limit with an asterisk.
* Values outside of contract required QC limits

Columbia Analytical Services

MDL Study Report

Analytical Method: 8260B
Extraction Method: EPA 5030B
Matrix: LIQUID
Instrument: MS #8

MDL Study ID: MDL236

Column: DB 624 MS # 8 7/6/07

Analyte Name	True Value	Mean	Standard Deviation	T-Value	MDL Value	Units	%RSD	Average Recovery	MDL Qualifier notes
,1,1,2-Tetrachloroethane	0.500	0.761	0.0765	3.143	0.24	ug/L	10	152	Valid MDL Data
,1,1-Trichloroethane (TCA)	0.500	0.653	0.0475	3.143	0.15	ug/L	7	131	Valid MDL Data
,1,2,2-Tetrachloroethane	0.500	0.681	0.103	3.143	0.32	ug/L	15	136	Valid MDL Data
,1,2-Trichloroethane	0.500	0.706	0.0842	3.143	0.26	ug/L	12	141	Valid MDL Data
,1-Dichloroethane	0.500	0.747	0.0382	3.143	0.12	ug/L	5	149	Valid MDL Data
,1-Dichloroethene	0.500	0.710	0.0850	3.143	0.27	ug/L	12	142	Valid MDL Data
,1-Dichloropropene	0.500	0.731	0.0460	3.143	0.14	ug/L	6	146	Valid MDL Data
,2,3-Trichlorobenzene	1.00	0.966	0.177	3.143	0.56	ug/L	18	97	Valid MDL Data
,2,3-Trichloropropane	1.00	1.04	0.0691	3.143	0.22	ug/L	7	104	Valid MDL Data
,2,4-Trichlorobenzene	0.500	1.45	0.0509	3.143	0.16	ug/L	4	291	Valid MDL Data
,2,4-Trimethylbenzene	0.500	0.737	0.0642	3.143	0.20	ug/L	9	147	Valid MDL Data
,2-Dibromo-3-chloropropane (DBCP	2.00	1.63	0.324	3.143	1.0	ug/L	20	81	Valid MDL Data
,2-Dibromoethane (EDB)	0.500	0.719	0.0743	3.143	0.23	ug/L	10	144	Valid MDL Data
,2-Dichloro-1,1,2,2-tetrafluoroethan (114)	0.500	0.581	0.0807	3.143	0.25	ug/L	14	116	Valid MDL Data
,2-Dichloro-1,1,2-trifluoroethane (C123A)	1.00	1.20	0.0911	3.143	0.29	ug/L	8	120	Valid MDL Data
,2-Dichlorobenzene	0.500	0.801	0.0607	3.143	0.19	ug/L	8	160	Valid MDL Data
,2-Dichloroethane (EDC)	0.500	0.743	0.0730	3.143	0.23	ug/L	10	149	Valid MDL Data
,2-Dichloropropane	0.500	0.941	0.0765	3.143	0.24	ug/L	8	188	Valid MDL Data
,3,5-Trimethylbenzene	0.500	0.701	0.0456	3.143	0.14	ug/L	7	140	Valid MDL Data
,3-Dichlorobenzene	0.500	0.800	0.0796	3.143	0.25	ug/L	10	160	Valid MDL Data
,3-Dichloropropane	0.500	0.707	0.0616	3.143	0.19	ug/L	9	141	Valid MDL Data
,4-Dichlorobenzene	1.00	1.10	0.0814	3.143	0.26	ug/L	7	110	Valid MDL Data
,4-Dioxane	40.0	60.0	7.58	3.143	24	ug/L	13	150	Valid MDL Data
2-Dichloro-1,1,1-trifluoroethane (C123)	0.500	0.643	0.0976	3.143	0.31	ug/L	15	129	Valid MDL Data
2-Dichloropropane	0.500	0.720	0.0627	3.143	0.20	ug/L	9	144	Valid MDL Data
-Butanone (MEK)	3.00	2.94	0.367	3.143	1.2	ug/L	12	98	Valid MDL Data
-Chloro-1,3-butadiene	0.500	0.820	0.0545	3.143	0.17	ug/L	7	164	Valid MDL Data
-Chloroethyl Vinyl Ether	0.500	0.907	0.155	3.143	0.49	ug/L	17	181	Valid MDL Data
Chlorotoluene	0.500	0.817	0.0613	3.143	0.19	ug/L	8	163	Valid MDL Data
Hexanone	3.00	3.14	0.264	3.143	0.83	ug/L	8	105	Valid MDL Data
Nitropropane	2.00	2.64	0.417	3.143	1.3	ug/L	16	132	Valid MDL Data

upervisor Approval: _____

QA/QC Approval: _____

inted: 07/10/2007 16:17:03
stealth Crystal rpt MDL Study rpt

Columbia Analytical Services

MDL Study Report

Analytical Method: 8260B
Extraction Method: EPA 5030B
Matrix: LIQUID
Instrument: MS #8

MDL Study ID: MDL236

Column: MS

Analyte Name	True Value	Mean	Standard Deviation	T-Value	MDL Value	Units	%RSD	Average Recovery	MDL Qualifier notes
2-Propanol	10.0	13.6	1.91	3.143	6.0	ug/L	14	136	Valid MDL Data
4-Chlorotoluene	0.500	0.779	0.0552	3.143	0.17	ug/L	7	156	Valid MDL Data
4-Ethyltoluene	0.500	0.714	0.0454	3.143	0.14	ug/L	6	143	Valid MDL Data
4-Isopropyltoluene	0.500	0.670	0.0283	3.143	0.089	ug/L	4	134	Valid MDL Data
4-Methyl-2-pentanone (MIBK)	0.500	0.733	0.143	3.143	0.45	ug/L	20	147	Valid MDL Data
Acetone	3.00	3.48	0.357	3.143	1.1	ug/L	10	116	Valid MDL Data
Acetonitrile	10.0	2.52	1.98	3.143	6.2	ug/L	79	25	Valid MDL Data
Acrolein	2.50	3.75	0.445	3.143	1.4	ug/L	12	150	Valid MDL Data
Acrylonitrile	2.50	3.52	0.184	3.143	0.58	ug/L	5	141	Valid MDL Data
Allyl Chloride	0.500	0.771	0.0838	3.143	0.26	ug/L	11	154	Valid MDL Data
Benzene	0.500	0.790	0.0387	3.143	0.12	ug/L	5	158	Valid MDL Data
Benzyl Chloride	0.500	0.647	0.110	3.143	0.34	ug/L	17	129	Valid MDL Data
Bromobenzene	0.500	0.799	0.0729	3.143	0.23	ug/L	9	160	Valid MDL Data
Bromochloromethane	0.500	0.736	0.107	3.143	0.34	ug/L	14	147	Valid MDL Data
Bromodichloromethane	0.500	0.771	0.0481	3.143	0.15	ug/L	6	154	Valid MDL Data
Bromoform	2.00	2.67	0.218	3.143	0.69	ug/L	8	134	Valid MDL Data
Bromomethane	0.500	1.12	0.0954	3.143	0.30	ug/L	9	223	Valid MDL Data
Carbon Disulfide	0.500	1.14	0.0294	3.143	0.093	ug/L	3	228	Valid MDL Data
Carbon Tetrachloride	0.500	0.613	0.0632	3.143	0.20	ug/L	10	123	Valid MDL Data
Chlorobenzene	0.500	0.799	0.0410	3.143	0.13	ug/L	5	160	Valid MDL Data
Chloroethane	0.500	0.799	0.0949	3.143	0.30	ug/L	12	160	Valid MDL Data
Chloroform	0.500	0.766	0.0645	3.143	0.20	ug/L	8	153	Valid MDL Data
Chloromethane	0.500	1.00	0.0551	3.143	0.17	ug/L	6	200	Valid MDL Data
cis-1,2-Dichloroethene	0.500	0.800	0.0566	3.143	0.18	ug/L	7	160	Valid MDL Data
cis-1,3-Dichloropropene	0.500	0.809	0.0677	3.143	0.21	ug/L	8	162	Valid MDL Data
Cyclohexane	0.500	0.566	0.0331	3.143	0.10	ug/L	6	113	Valid MDL Data
Cyclohexanone	40.0	38.8	12.3	3.143	39	ug/L	32	97	Valid MDL Data
Dibromochloromethane	0.500	0.720	0.0469	3.143	0.15	ug/L	7	144	Valid MDL Data
Dibromomethane	0.500	0.840	0.101	3.143	0.32	ug/L	12	168	Valid MDL Data
Dichlorodifluoromethane	0.500	0.671	0.0607	3.143	0.19	ug/L	9	134	Valid MDL Data
Dichlorofluoromethane (CFC 21)	0.500	0.700	0.0480	3.143	0.15	ug/L	7	140	Valid MDL Data

Supervisor Approval: _____

QA/QC Approval: _____

Printed: 07/10/2007 16:17:03

Columbia Analytical Services

MDL Study Report

Analytical Method: 8260B
Extraction Method: EPA 5030B
Matrix: LIQUID
Instrument: MS #8

MDL Study ID: MDL236

Column: MS

Analyte Name	True Value	Mean	Standard Deviation	T-Value	MDL Value	Units	%RSD	Average Recovery	MDL Qualifier notes
Diethyl Ether	0.500	0.707	0.0856	3.143	0.27	ug/L	12	141	Valid MDL Data
Ethyl Methacrylate	0.500	0.726	0.0988	3.143	0.31	ug/L	14	145	Valid MDL Data
Ethylbenzene	0.500	0.723	0.0350	3.143	0.11	ug/L	5	145	Valid MDL Data
Hexachlorobutadiene	2.00	1.60	0.101	3.143	0.32	ug/L	6	80	Valid MDL Data
odomethane (Methyl Iodide)	0.500	2.18	0.0645	3.143	0.20	ug/L	3	436	Valid MDL Data
sobutyl Alcohol	20.0	25.3	4.33	3.143	14	ug/L	17	127	Valid MDL Data
sopropylbenzene	0.500	0.659	0.0291	3.143	0.092	ug/L	4	132	Valid MDL Data
n,p-Xylenes	1.00	1.43	0.0600	3.143	0.19	ug/L	4	143	Valid MDL Data
Methacrylonitrile	1.00	0.911	0.190	3.143	0.60	ug/L	21	91	Valid MDL Data
Methyl Acetate	1.00	1.65	0.155	3.143	0.49	ug/L	9	165	Valid MDL Data
Methyl Methacrylate	0.500	0.720	0.111	3.143	0.35	ug/L	15	144	Valid MDL Data
Methyl tert-Butyl Ether	0.500	0.694	0.0223	3.143	0.070	ug/L	3	139	Valid MDL Data
Methylcyclohexane	0.500	0.616	0.0737	3.143	0.23	ug/L	12	123	Valid MDL Data
Methylene Chloride	0.500	0.961	0.0851	3.143	0.27	ug/L	9	192	Valid MDL Data
Naphthalene	0.500	0.806	0.156	3.143	0.49	ug/L	19	161	Valid MDL Data
n-Butylbenzene	0.500	0.674	0.0591	3.143	0.19	ug/L	9	135	Valid MDL Data
n-Heptane	1.00	1.09	0.213	3.143	0.67	ug/L	19	109	Valid MDL Data
n-Propylbenzene	0.500	0.720	0.0361	3.143	0.11	ug/L	5	144	Valid MDL Data
o-Xylene	0.500	0.767	0.0640	3.143	0.20	ug/L	8	153	Valid MDL Data
Propionitrile	2.50	3.54	0.390	3.143	1.2	ug/L	11	142	Valid MDL Data
sec-Butylbenzene	0.500	0.671	0.0453	3.143	0.14	ug/L	7	134	Valid MDL Data
Styrene	0.500	0.704	0.0458	3.143	0.14	ug/L	6	141	Valid MDL Data
ert-Butyl Alcohol	10.0	14.2	0.997	3.143	3.1	ug/L	7	142	Valid MDL Data
ert-Butylbenzene	0.500	0.733	0.0475	3.143	0.15	ug/L	6	147	Valid MDL Data
Tetrachloroethene (PCE)	0.500	0.619	0.0636	3.143	0.20	ug/L	10	124	Valid MDL Data
Tetrahydrofuran	2.00	2.54	0.310	3.143	0.97	ug/L	12	127	Valid MDL Data
Toluene	0.500	0.801	0.0596	3.143	0.19	ug/L	7	160	Valid MDL Data
rans-1,2-Dichloroethene	0.500	0.739	0.0474	3.143	0.15	ug/L	6	148	Valid MDL Data
rans-1,3-Dichloropropene	1.00	1.00	0.0660	3.143	0.21	ug/L	7	100	Valid MDL Data
rans-1,4-Dichloro-2-butene	2.00	1.92	0.179	3.143	0.56	ug/L	9	96	Valid MDL Data
Trichloroethene (TCE)	0.500	0.767	0.102	3.143	0.32	ug/L	13	153	Valid MDL Data

Supervisor Approval: _____

QA/QC Approval: _____

Printed: 07/10/2007 16:17:03
:\stealth Crystal rpt MDL Study.rpt

Columbia Analytical Services

MDL Study Report

Analytical Method: 8260B
Extraction Method: EPA 5030B
Matrix: LIQUID
Instrument: MS #8

MDL Study ID: MDL236

Column: MS

Analyte Name	True Value	Mean	Standard Deviation	T-Value	MDL Value	Units	%RSD	Average Recovery	MDL Qualifier notes
Trichlorofluoromethane	0.500	0.626	0.0683	3.143	0.21	ug/L	11	125	Valid MDL Data
Trichlorotrifluoroethane 113	1.00	1.13	0.181	3.143	0.57	ug/L	16	113	Valid MDL Data
Vinyl Acetate	0.500	0.710	0.116	3.143	0.36	ug/L	16	142	Valid MDL Data
Vinyl Chloride	0.500	0.741	0.0765	3.143	0.24	ug/L	10	148	Valid MDL Data

00025

upervisor Approval: _____

QA/QC Approval: _____

rinted: 07/10/2007 16:17:03
stealth Crystal rpt MDL Study rpt

VOLATILE ORGANICS

SAMPLE DATA

COLUMBIA ANALYTICAL SERVICES

VOLATILE ORGANICS
METHOD 8260B TCL
Reported: 12/19/07

Haley & Aldrich of New York
Project Reference: RANGER PARACORD #30603-011
Client Sample ID : MW-101

Date Sampled : 11/19/07 10:50 **Order #:** 1056297 **Sample Matrix:** WATER
Date Received: 11/20/07 **Submission #:** R2740971 **Analytical Run** 153819

ANALYTE	PQL	RESULT	UNITS
DATE ANALYZED : 11/26/07			
ANALYTICAL DILUTION: 1.00			
ACETONE	5.0	5.0 U	UG/L
BENZENE	1.0	1.0 U	UG/L
BROMODICHLOROMETHANE	1.0	1.0 U	UG/L
BROMOFORM	1.0	1.0 U	UG/L
BROMOMETHANE	1.0	1.0 U	UG/L
2-BUTANONE (MEK)	5.0	5.0 U	UG/L
CARBON DISULFIDE	1.0	1.0 U	UG/L
CARBON TETRACHLORIDE	1.0	1.0 U	UG/L
CHLOROBENZENE	1.0	1.0 U	UG/L
CHLOROETHANE	1.0	1.0 U	UG/L
CHLOROFORM	1.0	1.0 U	UG/L
CHLOROMETHANE	1.0	1.0 U	UG/L
DIBROMOCHLOROMETHANE	1.0	1.0 U	UG/L
1,1-DICHLOROETHANE	1.0	1.0 U	UG/L
1,2-DICHLOROETHANE	1.0	1.0 U	UG/L
1,1-DICHLOROETHENE	1.0	1.0 U	UG/L
CIS-1,2-DICHLOROETHENE	1.0	1.0 U	UG/L
TRANS-1,2-DICHLOROETHENE	1.0	1.0 U	UG/L
1,2-DICHLOROPROPANE	1.0	1.0 U	UG/L
CIS-1,3-DICHLOROPROPENE	1.0	1.0 U	UG/L
TRANS-1,3-DICHLOROPROPENE	1.0	1.0 U	UG/L
ETHYLBENZENE	1.0	1.0 U	UG/L
2-HEXANONE	5.0	5.0 U	UG/L
METHYLENE CHLORIDE	1.0	1.0 U	UG/L
4-METHYL-2-PENTANONE (MIBK)	5.0	5.0 U	UG/L
STYRENE	1.0	1.0 U	UG/L
1,1,2,2-TETRACHLOROETHANE	1.0	1.0 U	UG/L
TETRACHLOROETHENE	1.0	1.0 U	UG/L
TOLUENE	1.0	1.0 U	UG/L
1,1,1-TRICHLOROETHANE	1.0	1.0 U	UG/L
1,1,2-TRICHLOROETHANE	1.0	1.0 U	UG/L
TRICHLOROETHENE	1.0	1.0 U	UG/L
VINYL CHLORIDE	1.0	1.0 U	UG/L
O-XYLENE	1.0	1.0 U	UG/L
M+P-XYLENE	1.0	1.0 U	UG/L

SURROGATE RECOVERIES	QC LIMITS		
4-BROMOFLUOROBENZENE	(80 - 123 %)	102	%
TOLUENE-D8	(88 - 124 %)	111	%
DIBROMOFLUOROMETHANE	(89 - 115 %)	107	%

Quantitation Report (Not Reviewed)

Sample : 1056297 1.0
Data File : J:\ACQUDATA\MSVOA10\DATA\112607\A6631.D Vial: 17
Acq On : 26 Nov 2007 7:36 pm
Operator : B.ALLGEIER
InstName : MSVOA10
Misc : HA R7-40971 8260B.TCLH

Quant Time: Nov 26 19:52:23 2007
Quant Method : J:\ACQUDATA\MSVOA10\METHODS\WAT1110.M
Quant Title : MS#10 - 8260B WATERS 10mL Purge
QLast Update : Tue Nov 13 13:26:34 2007
Response via : Initial Calibration

Compound	R.T.	QIon	Response	Conc	Units	Dev(Min)
Internal Standards						
1) Pentafluorobenzene	4.440	168	736389	50.00	ug/L	0.00
40) 1,4-Difluorobenzene	5.641	114	1157101	50.00	ug/L	0.00
67) d5-Chlorobenzene	8.860	117	1067367	50.00	ug/L	0.00
83) 1,4-Dichlorobenzene-d4	10.853	152	590355	50.00	ug/L	0.00
System Monitoring Compounds						
42) surr4,Dibrflmethane	4.354	113	375060	53.42	ug/L	0.00
Spiked Amount 50.000			Recovery	=	106.84%	
45) surr1,1,2-dichloroetha...	4.897	65	429673	61.69	ug/L	0.00
Spiked Amount 50.000			Recovery	=	123.38%	
61) SURR3,Toluene-d8	7.451	98	1370358	55.69	ug/L	0.00
Spiked Amount 50.000			Recovery	=	111.38%	
66) SURR2,BFB	9.896	95	537189	50.78	ug/L	0.00
Spiked Amount 50.000			Recovery	=	101.56%	
Target Compounds						Qvalue
15) Acetone	~~2.129~~	~~43~~	~~484~~	~~0.42~~	~~ug/L~~	~~# 61~~
16) 2-Propanol	~~2.215~~	~~45~~	~~205~~	~~0.91~~	~~ug/L~~	~~# 21~~
69) 2-Hexanone	~~8.305~~	~~43~~	~~439~~	~~4.36~~	~~ug/L~~	~~# 45~~
81) Cyclohexanone	~~9.896~~	~~55~~	~~1413~~	~~7.31~~	~~ug/L~~	~~# 15~~

A

(#) = qualifier out of range (m) = manual integration (+) = signals summed

Sample : 1056297 1.0
Data File : J:\ACQUDATA\MSVOA10\DATA\112607\A6631.D Vial: 17
Acq On : 26 Nov 2007 7:36 pm
Operator : B.ALLGEIER
InstName : MSVOA10
Misc : HA R7-40971 8260B.TCLH

Quant Time: Nov 26 19:52:23 2007
Quant Method : J:\ACQUDATA\MSVOA10\METHODS\WAT1110.M
Quant Title : MS#10 - 8260B WATERS 10mL Purge
QLast Update : Tue Nov 13 13:26:34 2007
Response via : Initial Calibration



COLUMBIA ANALYTICAL SERVICES

VOLATILE ORGANICS
METHOD 8260B TCL
Reported: 12/19/07

Haley & Aldrich of New York
Project Reference: RANGER PARACORD #30603-011
Client Sample ID : MW-101-DUP

Date Sampled : 11/19/07 10:50 **Order #:** 1056298 **Sample Matrix:** WATER
Date Received: 11/20/07 **Submission #:** R2740971 **Analytical Run** 153819

ANALYTE	PQL	RESULT	UNITS
DATE ANALYZED : 11/26/07			
ANALYTICAL DILUTION: 1.00			
ACETONE	5.0	5.0 U	UG/L
BENZENE	1.0	1.0 U	UG/L
BROMODICHLOROMETHANE	1.0	1.0 U	UG/L
BROMOFORM	1.0	1.0 U	UG/L
BROMOMETHANE	1.0	1.0 U	UG/L
2-BUTANONE (MEK)	5.0	5.0 U	UG/L
CARBON DISULFIDE	1.0	1.0 U	UG/L
CARBON TETRACHLORIDE	1.0	1.0 U	UG/L
CHLOROBENZENE	1.0	1.0 U	UG/L
CHLOROETHANE	1.0	1.0 U	UG/L
CHLOROFORM	1.0	1.0 U	UG/L
CHLOROMETHANE	1.0	1.0 U	UG/L
DIBROMOCHLOROMETHANE	1.0	1.0 U	UG/L
1,1-DICHLOROETHANE	1.0	1.0 U	UG/L
1,2-DICHLOROETHANE	1.0	1.0 U	UG/L
1,1-DICHLOROETHENE	1.0	1.0 U	UG/L
CIS-1,2-DICHLOROETHENE	1.0	1.0 U	UG/L
TRANS-1,2-DICHLOROETHENE	1.0	1.0 U	UG/L
1,2-DICHLOROPROPANE	1.0	1.0 U	UG/L
CIS-1,3-DICHLOROPROPENE	1.0	1.0 U	UG/L
TRANS-1,3-DICHLOROPROPENE	1.0	1.0 U	UG/L
ETHYLBENZENE	1.0	1.0 U	UG/L
2-HEXANONE	5.0	5.0 U	UG/L
METHYLENE CHLORIDE	1.0	1.0 U	UG/L
4-METHYL-2-PENTANONE (MIBK)	5.0	5.0 U	UG/L
STYRENE	1.0	1.0 U	UG/L
1,1,2,2-TETRACHLOROETHANE	1.0	1.0 U	UG/L
TETRACHLOROETHENE	1.0	1.0 U	UG/L
TOLUENE	1.0	1.0 U	UG/L
1,1,1-TRICHLOROETHANE	1.0	1.0 U	UG/L
1,1,2-TRICHLOROETHANE	1.0	1.0 U	UG/L
TRICHLOROETHENE	1.0	1.0 U	UG/L
VINYL CHLORIDE	1.0	1.0 U	UG/L
O-XYLENE	1.0	1.0 U	UG/L
M+P-XYLENE	1.0	1.0 U	UG/L

SURROGATE RECOVERIES	QC LIMITS		
4-BROMOFLUOROBENZENE	(80 - 123 %)	101	%
TOLUENE-D8	(88 - 124 %)	111	%
DIBROMOFLUOROMETHANE	(89 - 115 %)	107	%

Quantitation Report (Not Reviewed)

Sample : 1056298 1.0
Data File : J:\ACQUDATA\MSVOA10\DATA\112607\A6632.D Vial: 18
Acq On : 26 Nov 2007 8:06 pm
Operator : B.ALLGEIER
InstName : MSVOA10
Misc : HA R7-40971 8260B.TCLH

Quant Time: Nov 26 20:21:57 2007
Quant Method : J:\ACQUDATA\MSVOA10\METHODS\WAT1110.M
Quant Title : MS#10 - 8260B WATERS 10mL Purge
QLast Update : Tue Nov 13 13:26:34 2007
Response via : Initial Calibration

Compound	R.T.	QIon	Response	Conc Units	Dev(Min)
Internal Standards					
1) Pentafluorobenzene	4.440	168	729396	50.00 ug/L	0.00
40) 1,4-Difluorobenzene	5.641	114	1154091	50.00 ug/L	0.00
67) d5-Chlorobenzene	8.860	117	1062577	50.00 ug/L	0.00
83) 1,4-Dichlorobenzene-d4	10.853	152	588034	50.00 ug/L	0.00
System Monitoring Compounds					
42) surr4,Dibrflmethane	4.354	113	373792	53.36 ug/L	0.00
Spiked Amount 50.000			Recovery	= 106.72%	
45) surr1,1,2-dichloroetha...	4.891	65	428062	61.62 ug/L	0.00
Spiked Amount 50.000			Recovery	= 123.24%	
61) SURR3,Toluene-d8	7.451	98	1365954	55.65 ug/L	0.00
Spiked Amount 50.000			Recovery	= 111.30%	
66) SURR2,BFB	9.896	95	534592	50.67 ug/L	0.00
Spiked Amount 50.000			Recovery	= 101.34%	
Target Compounds					Qvalue
12) Acrolein	~~2.026~~	~~56~~	~~513~~	~~1.67 ug/L~~	~~62~~
15) Acetone	~~2.141~~	~~43~~	~~1083~~	~~0.96 ug/L~~	~~60~~
16) 2-Propanol	~~2.215~~	~~45~~	~~229~~	~~1.03 ug/L #~~	~~4~~
23) TBA	~~2.568~~	~~59~~	~~796~~	~~2.63 ug/L #~~	~~1~~
32) 2-Butanone	~~3.733~~	~~43~~	~~368~~	~~0.21 ug/L #~~	~~58~~
37) Tetrahydrofuran	~~4.098~~	~~42~~	~~251~~	~~0.22 ug/L #~~	~~39~~
69) 2-Hexanone	~~8.311~~	~~43~~	~~521~~	~~4.39 ug/L #~~	~~56~~
81) Cyclohexanone	~~9.896~~	~~55~~	~~1485~~	~~7.72 ug/L #~~	~~13~~

(#) = qualifier out of range (m) = manual integration (+) = signals summed

Sample : 1056298 1.0
Data File : J:\ACQUDATA\MSVOA10\DATA\112607\A6632.D Vial: 18
Acq On : 26 Nov 2007 8:06 pm
Operator : B.ALLGEIER
InstName : MSVOA10
Misc : HA R7-40971 8260B.TCLH

Quant Time: Nov 26 20:21:57 2007
Quant Method : J:\ACQUDATA\MSVOA10\METHODS\WAT1110.M
Quant Title : MS#10 - 8260B WATERS 10mL Purge
QLast Update : Tue Nov 13 13:26:34 2007
Response via : Initial Calibration

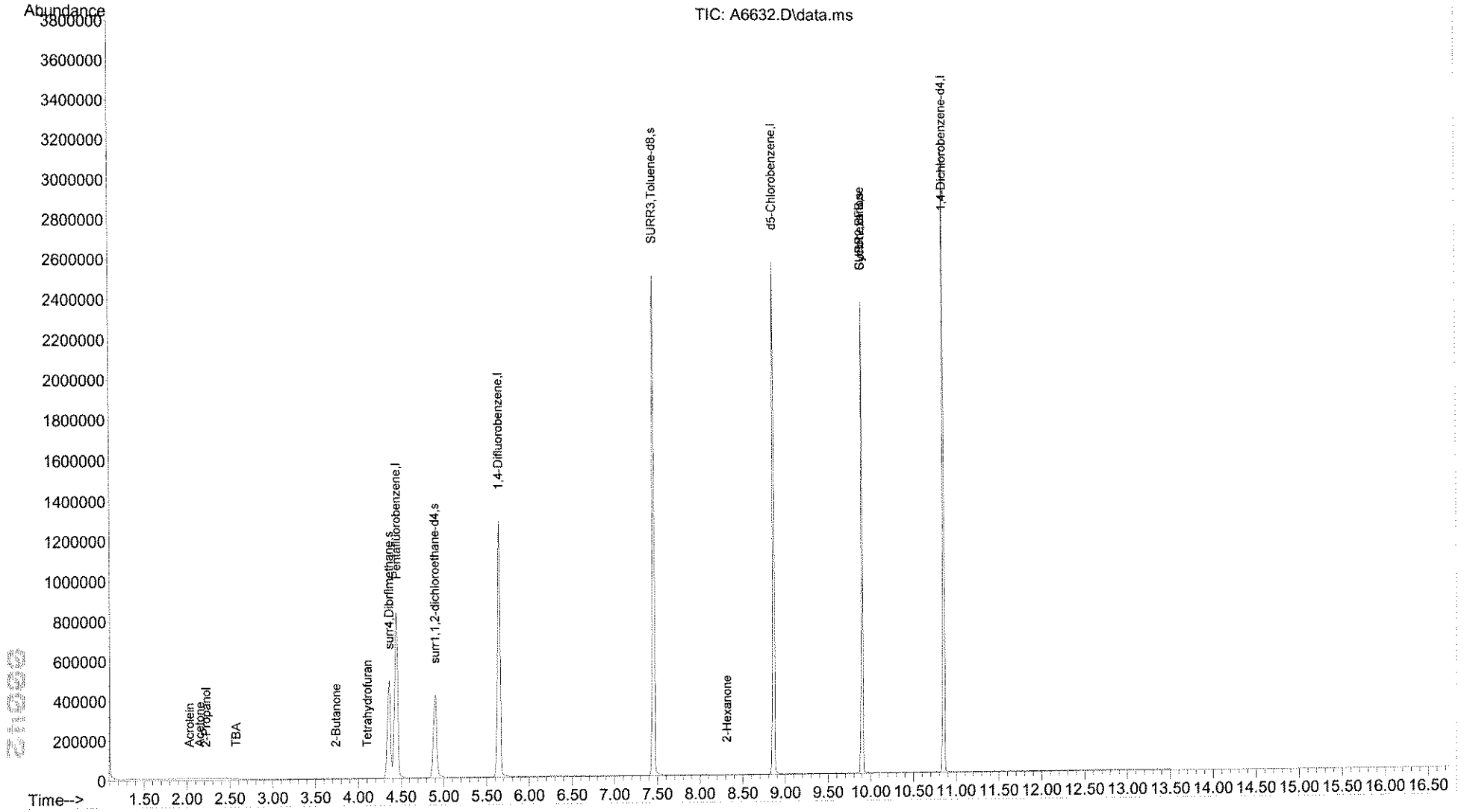

COLUMBIA ANALYTICAL SERVICES

VOLATILE ORGANICS
METHOD 8260B TCL
Reported: 12/19/07

Haley & Aldrich of New York
Project Reference: RANGER PARACORD #30603-011
Client Sample ID : MW-102

Date Sampled : 11/19/07 12:50 **Order #:** 1056299 **Sample Matrix:** WATER
Date Received: 11/20/07 **Submission #:** R2740971 **Analytical Run** 153819

DATE ANALYZED : 11/26/07
ANALYTICAL DILUTION: 1.00

ANALYTE	PQL	RESULT	UNITS
ACETONE	5.0	5.0 U	UG/L
BENZENE	1.0	1.0 U	UG/L
BROMODICHLOROMETHANE	1.0	1.0 U	UG/L
BROMOFORM	1.0	1.0 U	UG/L
BROMOMETHANE	1.0	1.0 U	UG/L
2-BUTANONE (MEK)	5.0	5.0 U	UG/L
CARBON DISULFIDE	1.0	1.0 U	UG/L
CARBON TETRACHLORIDE	1.0	1.0 U	UG/L
CHLOROBENZENE	1.0	1.0 U	UG/L
CHLOROETHANE	1.0	1.0 U	UG/L
CHLOROFORM	1.0	0.20 J	UG/L
CHLOROMETHANE	1.0	1.0 U	UG/L
DIBROMOCHLOROMETHANE	1.0	1.0 U	UG/L
1,1-DICHLOROETHANE	1.0	1.0 U	UG/L
1,2-DICHLOROETHANE	1.0	1.0 U	UG/L
1,1-DICHLOROETHENE	1.0	1.0 U	UG/L
CIS-1,2-DICHLOROETHENE	1.0	0.43 J	UG/L
TRANS-1,2-DICHLOROETHENE	1.0	1.0 U	UG/L
1,2-DICHLOROPROPANE	1.0	1.0 U	UG/L
CIS-1,3-DICHLOROPROPENE	1.0	1.0 U	UG/L
TRANS-1,3-DICHLOROPROPENE	1.0	1.0 U	UG/L
ETHYLBENZENE	1.0	1.0 U	UG/L
2-HEXANONE	5.0	5.0 U	UG/L
METHYLENE CHLORIDE	1.0	1.0 U	UG/L
4-METHYL-2-PENTANONE (MIBK)	5.0	5.0 U	UG/L
STYRENE	1.0	1.0 U	UG/L
1,1,2,2-TETRACHLOROETHANE	1.0	1.0 U	UG/L
TETRACHLOROETHENE	1.0	1.0 U	UG/L
TOLUENE	1.0	1.0 U	UG/L
1,1,1-TRICHLOROETHANE	1.0	0.29 J	UG/L
1,1,2-TRICHLOROETHANE	1.0	1.0 U	UG/L
TRICHLOROETHENE	1.0	1.0 U	UG/L
VINYL CHLORIDE	1.0	1.0 U	UG/L
O-XYLENE	1.0	1.0 U	UG/L
M+P-XYLENE	1.0	1.0 U	UG/L

SURROGATE RECOVERIES	QC LIMITS		
4-BROMOFLUOROBENZENE	(80 - 123 %)	101	%
TOLUENE-D8	(88 - 124 %)	111	%
DIBROMOFLUOROMETHANE	(89 - 115 %)	107	%

Quantitation Report (Not Reviewed)

Sample : 1056299 1.0
Data File : J:\ACQUDATA\MSVOA10\DATA\112607\A6633.D Vial: 19
Acq On : 26 Nov 2007 8:35 pm
Operator : B.ALLGEIER
InstName : MSVOA10
Misc : HA R7-40971 8260B.TCLH

Quant Time: Nov 26 20:51:39 2007
Quant Method : J:\ACQUDATA\MSVOA10\METHODS\WAT1110.M
Quant Title : MS#10 - 8260B WATERS 10mL Purge
QLast Update : Tue Nov 13 13:26:34 2007
Response via : Initial Calibration

Compound	R.T.	QIon	Response	Conc Units	Dev(Min)
Internal Standards					
1) Pentafluorobenzene	4.440	168	729716	50.00 ug/L	0.00
40) 1,4-Difluorobenzene	5.641	114	1152807	50.00 ug/L	0.00
67) d5-Chlorobenzene	8.860	117	1062331	50.00 ug/L	0.00
83) 1,4-Dichlorobenzene-d4	10.853	152	591058	50.00 ug/L	0.00
System Monitoring Compounds					
42) surr4,Dibrflmethane	4.354	113	373707	53.42 ug/L	0.00
Spiked Amount 50.000			Recovery	= 106.84%	
45) surr1,1,2-dichloroetha...	4.891	65	428733	61.79 ug/L	0.00
Spiked Amount 50.000			Recovery	= 123.58%	
61) SURR3,Toluene-d8	7.451	98	1363388	55.61 ug/L	0.00
Spiked Amount 50.000			Recovery	= 111.22%	
66) SURR2,BFB	9.896	95	533036	50.57 ug/L	0.00
Spiked Amount 50.000			Recovery	= 101.14%	
Target Compounds					Qvalue
12) Acrolein	~~2.026~~	~~56~~	~~498~~	~~1.62 ug/L~~	~~82~~
15) Acetone	2.135	43	1014	0.90 ug/L	65 J
16) 2-Propanol	~~2.196~~	~~45~~	~~173~~	~~0.78 ug/L #~~	~~1~~
31) cis-1,2-Dichloroethene	3.702	96	2446	0.43 ug/L #	72
38) Chloroform	4.123	83	1990	0.20 ug/L #	86 J
A 39) 1,1,1-Trichloroethane	4.391	97	2448	0.29 ug/L #	1
69) 2-Hexanone	~~8.299~~	~~43~~	~~309~~	~~4.32 ug/L #~~	~~44~~
81) Cyclohexanone	~~9.896~~	~~55~~	~~1412~~	~~7.34 ug/L #~~	~~16~~

(#) = qualifier out of range (m) = manual integration (+) = signals summed

Sample : 1056299 1.0
Data File : J:\ACQUDATA\MSVOA10\DATA\112607\A6633.D Vial: 19
Acq On : 26 Nov 2007 8:35 pm
Operator : B.ALLGEIER
InstName : MSVOA10
Misc : HA R7-40971 8260B.TCLH

Quant Time: Nov 26 20:51:39 2007
Quant Method : J:\ACQUDATA\MSVOA10\METHODS\WAT1110.M
Quant Title : MS#10 - 8260B WATERS 10mL Purge
QLast Update : Tue Nov 13 13:26:34 2007
Response via : Initial Calibration

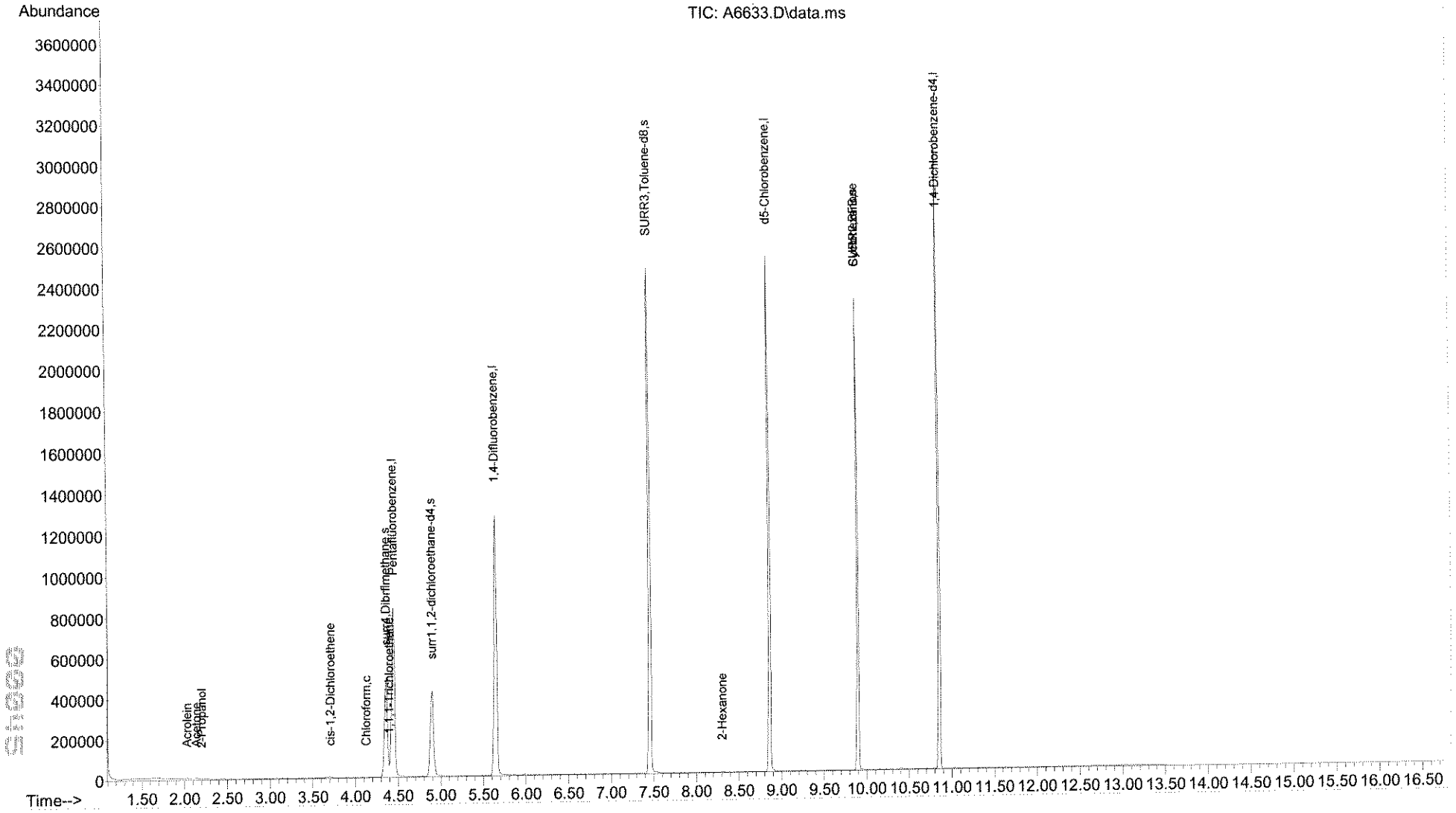

WAT1110.M Mon Nov 26 20:51:48 2007

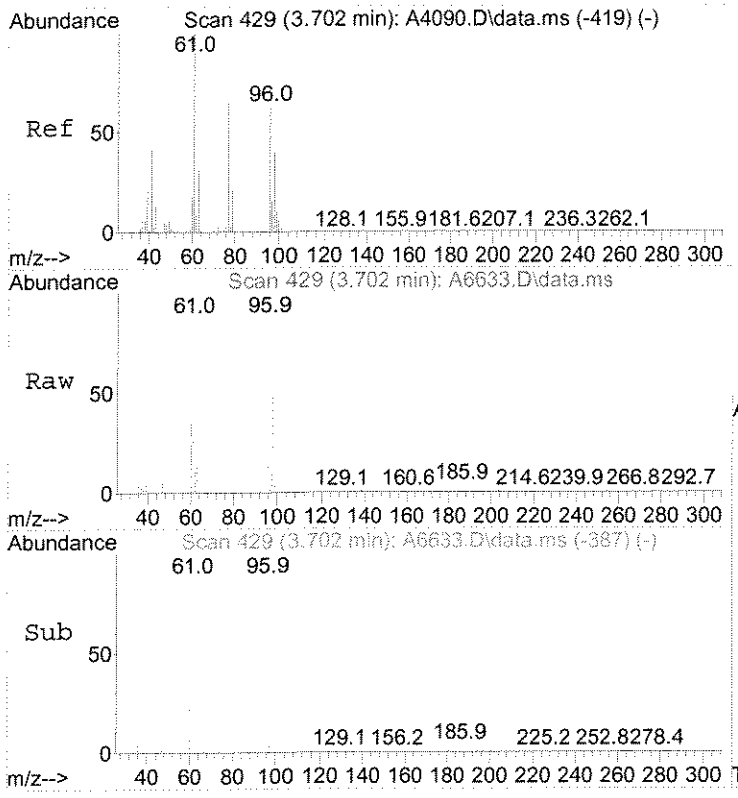

#31
cis-1,2-Dichloroethene
Concen: 0.43 ug/L
RT: 3.702 min Scan# 429
Delta R.T. 0.000 min
Lab File: A6633.D
Acq: 26 Nov 2007 8:35 pm

Tgt Ion: 96 Resp: 2446

Ion	Ratio	Lower	Upper
96	100		
61	110.2	116.4	174.6#

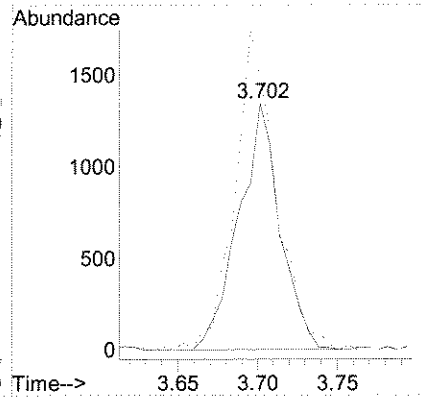

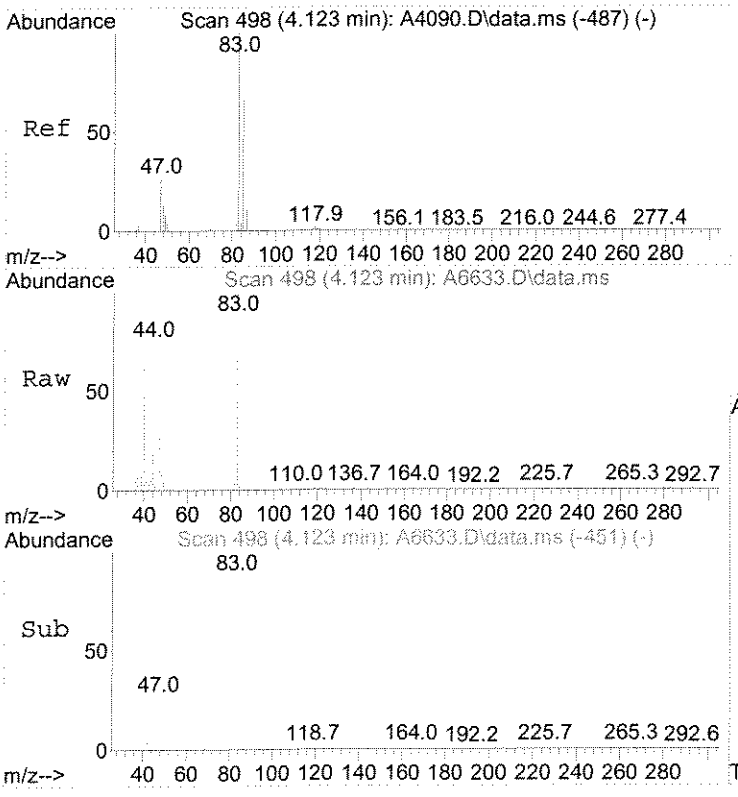

#38
Chloroform
Concen: 0.20 ug/L
RT: 4.123 min Scan# 498
Delta R.T. 0.000 min
Lab File: A6633.D
Acq: 26 Nov 2007 8:35 pm

Tgt Ion: 83 Resp: 1990

Ion	Ratio	Lower	Upper
83	100		
85	80.3	52.9	79.3#
47	28.4	21.3	31.9

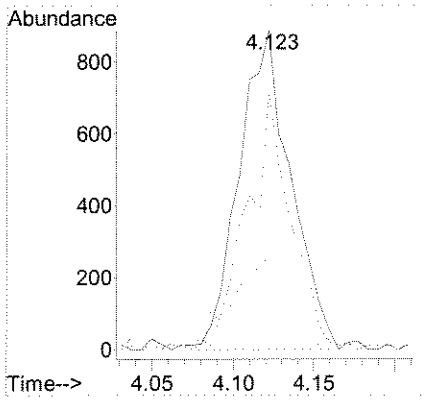

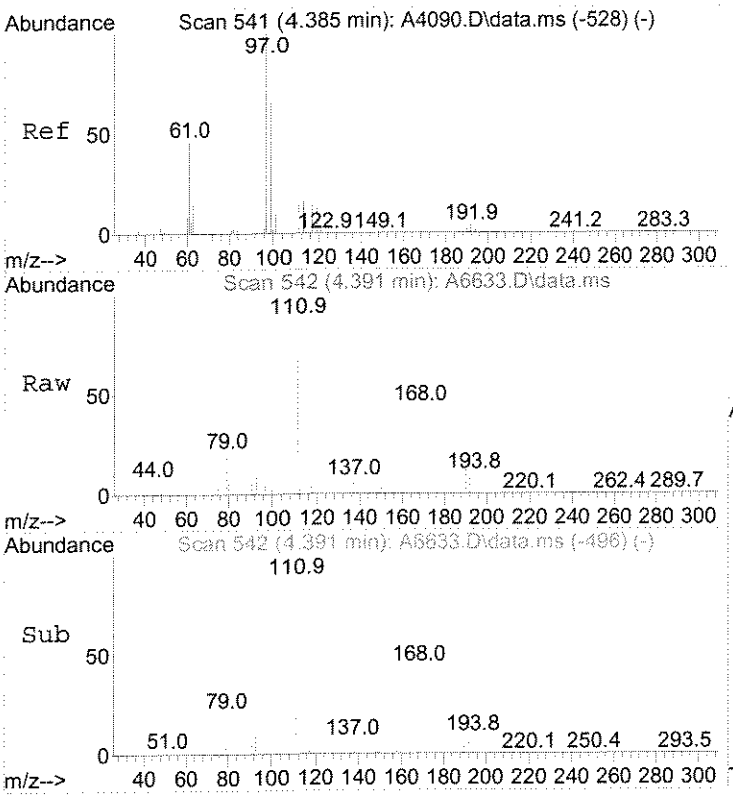

#39
1,1,1-Trichloroethane
Concen: 0.29 ug/L
RT: 4.391 min Scan# 542
Delta R.T. 0.000 min
Lab File: A6633.D
Acq: 26 Nov 2007 8:35 pm

Tgt Ion: 97 Resp: 2448

Ion	Ratio	Lower	Upper
97	100		
99	454.3	51.3	76.9#
61	58.2	36.9	55.3#

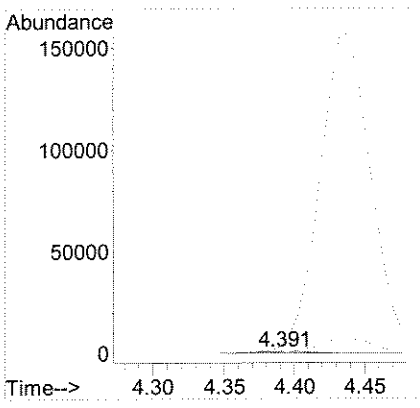

COLUMBIA ANALYTICAL SERVICES

VOLATILE ORGANICS
METHOD 8260B TCL
Reported: 12/19/07

Haley & Aldrich of New York
Project Reference: RANGER PARACORD #30603-011
Client Sample ID : MW-103

Date Sampled : 11/19/07 14:00 **Order #:** 1056300 **Sample Matrix:** WATER
Date Received: 11/20/07 **Submission #:** R2740971 **Analytical Run** 153828

DATE ANALYZED : 11/27/07
ANALYTICAL DILUTION: 1.00

ANALYTE	PQL	RESULT	UNITS
ACETONE	5.0	0.68 JB	UG/L
BENZENE	1.0	1.0 U	UG/L
BROMODICHLOROMETHANE	1.0	1.0 U	UG/L
BROMOFORM	1.0	1.0 U	UG/L
BROMOMETHANE	1.0	1.0 U	UG/L
2-BUTANONE (MEK)	5.0	5.0 U	UG/L
CARBON DISULFIDE	1.0	1.0 U	UG/L
CARBON TETRACHLORIDE	1.0	1.0 U	UG/L
CHLOROBENZENE	1.0	1.0 U	UG/L
CHLOROETHANE	1.0	1.0 U	UG/L
CHLOROFORM	1.0	1.0 U	UG/L
CHLOROMETHANE	1.0	1.0 U	UG/L
DIBROMOCHLOROMETHANE	1.0	1.0 U	UG/L
1,1-DICHLOROETHANE	1.0	1.0 U	UG/L
1,2-DICHLOROETHANE	1.0	1.0 U	UG/L
1,1-DICHLOROETHENE	1.0	1.0 U	UG/L
CIS-1,2-DICHLOROETHENE	1.0	1.0 U	UG/L
TRANS-1,2-DICHLOROETHENE	1.0	1.0 U	UG/L
1,2-DICHLOROPROPANE	1.0	1.0 U	UG/L
CIS-1,3-DICHLOROPROPENE	1.0	1.0 U	UG/L
TRANS-1,3-DICHLOROPROPENE	1.0	1.0 U	UG/L
ETHYLBENZENE	1.0	1.0 U	UG/L
2-HEXANONE	5.0	5.0 U	UG/L
METHYLENE CHLORIDE	1.0	1.0 U	UG/L
4-METHYL-2-PENTANONE (MIBK)	5.0	5.0 U	UG/L
STYRENE	1.0	1.0 U	UG/L
1,1,2,2-TETRACHLOROETHANE	1.0	1.0 U	UG/L
TETRACHLOROETHENE	1.0	1.0 U	UG/L
TOLUENE	1.0	1.0 U	UG/L
1,1,1-TRICHLOROETHANE	1.0	1.0 U	UG/L
1,1,2-TRICHLOROETHANE	1.0	1.0 U	UG/L
TRICHLOROETHENE	1.0	1.0 U	UG/L
VINYL CHLORIDE	1.0	1.0 U	UG/L
O-XYLENE	1.0	1.0 U	UG/L
M+P-XYLENE	1.0	1.0 U	UG/L

SURROGATE RECOVERIES	QC LIMITS		
4-BROMOFLUOROBENZENE	(80 - 123 %)	100	%
TOLUENE-D8	(88 - 124 %)	109	%
DIBROMOFLUOROMETHANE	(89 - 115 %)	105	%

Quantitation Report (Not Reviewed)

Sample : 1056300 1.0
Data File : J:\ACQUDATA\MSVOA10\DATA\112607\A6643.D Vial: 29
Acq On : 27 Nov 2007 1:32 am
Operator : B.ALLGEIER
InstName : MSVOA10
Misc : HA R7-40971 8260B.TCLH

Quant Time: Nov 27 01:48:24 2007
Quant Method : J:\ACQUDATA\MSVOA10\METHODS\WAT1110.M
Quant Title : MS#10 - 8260B WATERS 10mL Purge
QLast Update : Tue Nov 13 13:26:34 2007
Response via : Initial Calibration

Compound	R.T.	QIon	Response	Conc	Units	Dev(Min)
Internal Standards						
1) Pentafluorobenzene	4.440	168	782667	50.00	ug/L	0.00
40) 1,4-Difluorobenzene	5.641	114	1206467	50.00	ug/L	0.00
67) d5-Chlorobenzene	8.860	117	1096756	50.00	ug/L	0.00
83) 1,4-Dichlorobenzene-d4	10.853	152	613291	50.00	ug/L	0.00
System Monitoring Compounds						
42) surr4,Dibrflmethane	4.354	113	385523	52.45	ug/L	0.00
Spiked Amount 50.000			Recovery = 104.90%			
45) surr1,1,2-dichloroetha...	4.891	65	428902	59.06	ug/L	0.00
Spiked Amount 50.000			Recovery = 118.12%			
61) SURR3,Toluene-d8	7.451	98	1402934	54.68	ug/L	0.00
Spiked Amount 50.000			Recovery = 109.36%			
66) SURR2,BFB	9.896	95	550651	49.92	ug/L	0.00
Spiked Amount 50.000			Recovery = 99.84%			
Target Compounds						Qvalue
15) Acetone	2.123	43	827	0.68	ug/L #	69 JB
16) 2-Propanol	~~2.196~~	~~45~~	~~272~~	~~1.14~~	~~ug/L #~~	~~29~~
A 23) TBA	~~2.507~~	~~59~~	~~645~~	~~1.99~~	~~ug/L~~	~~77~~
81) Cyclohexanone	~~9.890~~	~~55~~	~~1461~~	~~7.36~~	~~ug/L #~~	~~11~~

(#) = qualifier out of range (m) = manual integration (+) = signals summed

Sample : 1056300 1.0
Data File : J:\ACQUDATA\MSVOA10\DATA\112607\A6643.D Vial: 29
Acq On : 27 Nov 2007 1:32 am
Operator : B.ALLGEIER
InstName : MSVOA10
Misc : HA R7-40971 8260B.TCLH

Quant Time: Nov 27 01:48:24 2007
Quant Method : J:\ACQUDATA\MSVOA10\METHODS\WAT1110.M
Quant Title : MS#10 - 8260B WATERS 10mL Purge
QLast Update : Tue Nov 13 13:26:34 2007
Response via : Initial Calibration





#15
Acetone
Concen: 0.68 ug/L
RT: 2.123 min Scan# 170
Delta R.T. 0.000 min
Lab File: A6643.D
Acq: 27 Nov 2007 1:32 am

Tgt Ion: 43 Resp: 827

Ion	Ratio	Lower	Upper
43	100		
58	31.9	0.0	58.2
42	49.7	0.0	37.5#

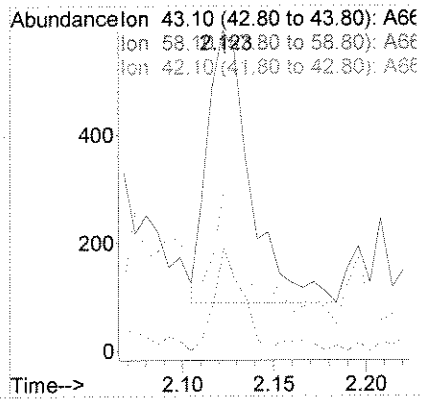

COLUMBIA ANALYTICAL SERVICES

VOLATILE ORGANICS
METHOD 8260B TCL
Reported: 12/19/07

Haley & Aldrich of New York
Project Reference: RANGER PARACORD #30603-011
Client Sample ID : MW-104

Date Sampled : 11/19/07 15:20 **Order #:** 1056301 **Sample Matrix:** WATER
Date Received: 11/20/07 **Submission #:** R2740971 **Analytical Run** 153828

DATE ANALYZED : 11/27/07
ANALYTICAL DILUTION: 1.00

ANALYTE	PQL	RESULT	UNITS
ACETONE	5.0	5.0 U	UG/L
BENZENE	1.0	1.0 U	UG/L
BROMODICHLOROMETHANE	1.0	1.0 U	UG/L
BROMOFORM	1.0	1.0 U	UG/L
BROMOMETHANE	1.0	1.0 U	UG/L
2-BUTANONE (MEK)	5.0	5.0 U	UG/L
CARBON DISULFIDE	1.0	1.0 U	UG/L
CARBON TETRACHLORIDE	1.0	1.0 U	UG/L
CHLOROBENZENE	1.0	1.0 U	UG/L
CHLOROETHANE	1.0	1.0 U	UG/L
CHLOROFORM	1.0	1.0 U	UG/L
CHLOROMETHANE	1.0	1.0 U	UG/L
DIBROMOCHLOROMETHANE	1.0	1.0 U	UG/L
1,1-DICHLOROETHANE	1.0	1.0 U	UG/L
1,2-DICHLOROETHANE	1.0	1.0 U	UG/L
1,1-DICHLOROETHENE	1.0	1.0 U	UG/L
CIS-1,2-DICHLOROETHENE	1.0	1.0 U	UG/L
TRANS-1,2-DICHLOROETHENE	1.0	1.0 U	UG/L
1,2-DICHLOROPROPANE	1.0	1.0 U	UG/L
CIS-1,3-DICHLOROPROPENE	1.0	1.0 U	UG/L
TRANS-1,3-DICHLOROPROPENE	1.0	1.0 U	UG/L
ETHYLBENZENE	1.0	1.0 U	UG/L
2-HEXANONE	5.0	5.0 U	UG/L
METHYLENE CHLORIDE	1.0	1.0 U	UG/L
4-METHYL-2-PENTANONE (MIBK)	5.0	5.0 U	UG/L
STYRENE	1.0	1.0 U	UG/L
1,1,2,2-TETRACHLOROETHANE	1.0	1.0 U	UG/L
TETRACHLOROETHENE	1.0	1.0 U	UG/L
TOLUENE	1.0	1.0 U	UG/L
1,1,1-TRICHLOROETHANE	1.0	1.0 U	UG/L
1,1,2-TRICHLOROETHANE	1.0	1.0 U	UG/L
TRICHLOROETHENE	1.0	1.0 U	UG/L
VINYL CHLORIDE	1.0	1.0 U	UG/L
O-XYLENE	1.0	1.0 U	UG/L
M+P-XYLENE	1.0	1.0 U	UG/L

SURROGATE RECOVERIES	QC LIMITS		
4-BROMOFLUOROBENZENE	(80 - 123 %)	100	%
TOLUENE-D8	(88 - 124 %)	110	%
DIBROMOFLUOROMETHANE	(89 - 115 %)	104	%

Quantitation Report (Not Reviewed)

Sample : 1056301 1.0
Data File : J:\ACQUDATA\MSVOA10\DATA\112607\A6644.D Vial: 30
Acq On : 27 Nov 2007 2:02 am
Operator : B.ALLGEIER
InstName : MSVOA10
Misc : HA R7-40971 8260B.TCLH

Quant Time: Nov 27 02:18:06 2007
Quant Method : J:\ACQUDATA\MSVOA10\METHODS\WAT1110.M
Quant Title : MS#10 - 8260B WATERS 10mL Purge
QLast Update : Tue Nov 13 13:26:34 2007
Response via : Initial Calibration

Compound	R.T.	QIon	Response	Conc	Units	Dev(Min)
Internal Standards						
1) Pentafluorobenzene	4.440	168	766805	50.00	ug/L	0.00
40) 1,4-Difluorobenzene	5.641	114	1192982	50.00	ug/L	0.00
67) d5-Chlorobenzene	8.860	117	1093985	50.00	ug/L	0.00
83) 1,4-Dichlorobenzene-d4	10.847	152	607930	50.00	ug/L	0.00
System Monitoring Compounds						
42) surr4,Dibrflmethane	4.355	113	379724	52.19	ug/L	0.00
Spiked Amount 50.000			Recovery	=	104.38%	
45) surr1,1,2-dichloroetha...	4.891	65	427867	59.59	ug/L	0.00
Spiked Amount 50.000			Recovery	=	119.18%	
61) SURR3,Toluene-d8	7.452	98	1389968	54.78	ug/L	0.00
Spiked Amount 50.000			Recovery	=	109.56%	
66) SURR2,BFB	9.896	95	545965	50.06	ug/L	0.00
Spiked Amount 50.000			Recovery	=	100.12%	
Target Compounds						Qvalue
15) Acetone	~~2.129~~	~~43~~	~~659~~	~~0.55~~	~~ug/L~~	~~89~~
16) 2-Propanol	~~2.196~~	~~45~~	~~576~~	~~2.46~~	~~ug/L #~~	~~54~~
23) TBA	~~2.507~~	~~59~~	~~555~~	~~1.75~~	~~ug/L~~	~~75~~
81) Cyclohexanone	~~9.896~~	~~55~~	~~1410~~	~~7.12~~	~~ug/L #~~	~~11~~

(#) = qualifier out of range (m) = manual integration (+) = signals summed

Sample : 1056301 1.0
Data File : J:\ACQUDATA\MSVOA10\DATA\112607\A6644.D Vial: 30
Acq On : 27 Nov 2007 2:02 am
Operator : B.ALLGEIER
InstName : MSVOA10
Misc : HA R7-40971 8260B.TCLH

Quant Time: Nov 27 02:18:06 2007
Quant Method : J:\ACQUDATA\MSVOA10\METHODS\WAT1110.M
Quant Title : MS#10 - 8260B WATERS 10mL Purge
QLast Update : Tue Nov 13 13:26:34 2007
Response via : Initial Calibration



COLUMBIA ANALYTICAL SERVICES

VOLATILE ORGANICS
METHOD 8260B TCL
Reported: 12/19/07

Haley & Aldrich of New York
Project Reference: RANGER PARACORD #30603-011
Client Sample ID : MW-105

Date Sampled : 11/19/07 16:55 **Order #:** 1056304 **Sample Matrix:** WATER
Date Received: 11/20/07 **Submission #:** R2740971 **Analytical Run** 153828

DATE ANALYZED : 11/27/07
ANALYTICAL DILUTION: 1.00

ANALYTE	PQL	RESULT	UNITS
ACETONE	5.0	1.2 JB	UG/L
BENZENE	1.0	1.0 U	UG/L
BROMODICHLOROMETHANE	1.0	1.0 U	UG/L
BROMOFORM	1.0	1.0 U	UG/L
BROMOMETHANE	1.0	1.0 U	UG/L
2-BUTANONE (MEK)	5.0	5.0 U	UG/L
CARBON DISULFIDE	1.0	1.0 U	UG/L
CARBON TETRACHLORIDE	1.0	1.0 U	UG/L
CHLOROBENZENE	1.0	1.0 U	UG/L
CHLOROETHANE	1.0	1.0 U	UG/L
CHLOROFORM	1.0	1.0 U	UG/L
CHLOROMETHANE	1.0	1.0 U	UG/L
DIBROMOCHLOROMETHANE	1.0	1.0 U	UG/L
1,1-DICHLOROETHANE	1.0	1.0 U	UG/L
1,2-DICHLOROETHANE	1.0	1.0 U	UG/L
1,1-DICHLOROETHENE	1.0	1.0 U	UG/L
CIS-1,2-DICHLOROETHENE	1.0	1.0 U	UG/L
TRANS-1,2-DICHLOROETHENE	1.0	1.0 U	UG/L
1,2-DICHLOROPROPANE	1.0	1.0 U	UG/L
CIS-1,3-DICHLOROPROPENE	1.0	1.0 U	UG/L
TRANS-1,3-DICHLOROPROPENE	1.0	1.0 U	UG/L
ETHYLBENZENE	1.0	1.0 U	UG/L
2-HEXANONE	5.0	5.0 U	UG/L
METHYLENE CHLORIDE	1.0	1.0 U	UG/L
4-METHYL-2-PENTANONE (MIBK)	5.0	5.0 U	UG/L
STYRENE	1.0	1.0 U	UG/L
1,1,2,2-TETRACHLOROETHANE	1.0	1.0 U	UG/L
TETRACHLOROETHENE	1.0	1.0 U	UG/L
TOLUENE	1.0	1.0 U	UG/L
1,1,1-TRICHLOROETHANE	1.0	1.0 U	UG/L
1,1,2-TRICHLOROETHANE	1.0	1.0 U	UG/L
TRICHLOROETHENE	1.0	1.0 U	UG/L
VINYL CHLORIDE	1.0	1.0 U	UG/L
O-XYLENE	1.0	1.0 U	UG/L
M+P-XYLENE	1.0	1.0 U	UG/L

SURROGATE RECOVERIES	QC LIMITS		
4-BROMOFLUOROBENZENE	(80 - 123 %)	100	%
TOLUENE-D8	(88 - 124 %)	110	%
DIBROMOFLUOROMETHANE	(89 - 115 %)	105	%

Quantitation Report (Not Reviewed)

Sample : 1056304 1.0
Data File : J:\ACQUDATA\MSVOA10\DATA\112607\A6645.D Vial: 31
Acq On : 27 Nov 2007 2:31 am
Operator : B.ALLGEIER
InstName : MSVOA10
Misc : HA R7-40971 8260B.TCLH

Quant Time: Nov 27 02:47:45 2007
Quant Method : J:\ACQUDATA\MSVOA10\METHODS\WAT1110.M
Quant Title : MS#10 - 8260B WATERS 10mL Purge
QLast Update : Tue Nov 13 13:26:34 2007
Response via : Initial Calibration

Compound	R.T.	QIon	Response	Conc	Units	Dev(Min)
Internal Standards						
1) Pentafluorobenzene	4.440	168	756182	50.00	ug/L	0.00
40) 1,4-Difluorobenzene	5.641	114	1186490	50.00	ug/L	0.00
67) d5-Chlorobenzene	8.860	117	1081352	50.00	ug/L	0.00
83) 1,4-Dichlorobenzene-d4	10.853	152	598797	50.00	ug/L	0.00
System Monitoring Compounds						
42) surr4,Dibrflmethane	4.354	113	378020	52.25	ug/L	0.00
Spiked Amount 50.000			Recovery	=	104.50%	
45) surr1,1,2-dichloroetha...	4.891	65	423213	59.26	ug/L	0.00
Spiked Amount 50.000			Recovery	=	118.52%	
61) SURR3,Toluene-d8	7.451	98	1383051	54.81	ug/L	0.00
Spiked Amount 50.000			Recovery	=	109.62%	
66) SURR2,BFB	9.896	95	543930	50.14	ug/L	0.00
Spiked Amount 50.000			Recovery	=	100.28%	
Target Compounds						Qvalue
15) Acetone	2.123	43	1352	1.15	ug/L	75 JB
16) 2-Propanol	~~2.196~~	~~45~~	~~218~~	~~0.95~~	~~ug/L #~~	~~1~~
23) TBA	~~2.519~~	~~59~~	~~818~~	~~2.61~~	~~ug/L #~~	~~29~~
32) 2-Butanone	~~3.720~~	~~43~~	~~394~~	~~0.21~~	~~ug/L #~~	~~81~~
37) Tetrahydrofuran	~~4.092~~	~~42~~	~~328~~	~~0.28~~	~~ug/L #~~	~~81~~
81) Cyclohexanone	~~9.896~~	~~55~~	~~1451~~	~~7.41~~	~~ug/L #~~	~~12~~

(#) = qualifier out of range (m) = manual integration (+) = signals summed

Sample : 1056304 1.0
Data File : J:\ACQUDATA\MSVOA10\DATA\112607\A6645.D Vial: 31
Acq On : 27 Nov 2007 2:31 am
Operator : B.ALLGEIER
InstName : MSVOA10
Misc : HA R7-40971 8260B.TCLH

Quant Time: Nov 27 02:47:45 2007
Quant Method : J:\ACQUDATA\MSVOA10\METHODS\WAT1110.M
Quant Title : MS#10 - 8260B WATERS 10mL Purge
QLast Update : Tue Nov 13 13:26:34 2007
Response via : Initial Calibration

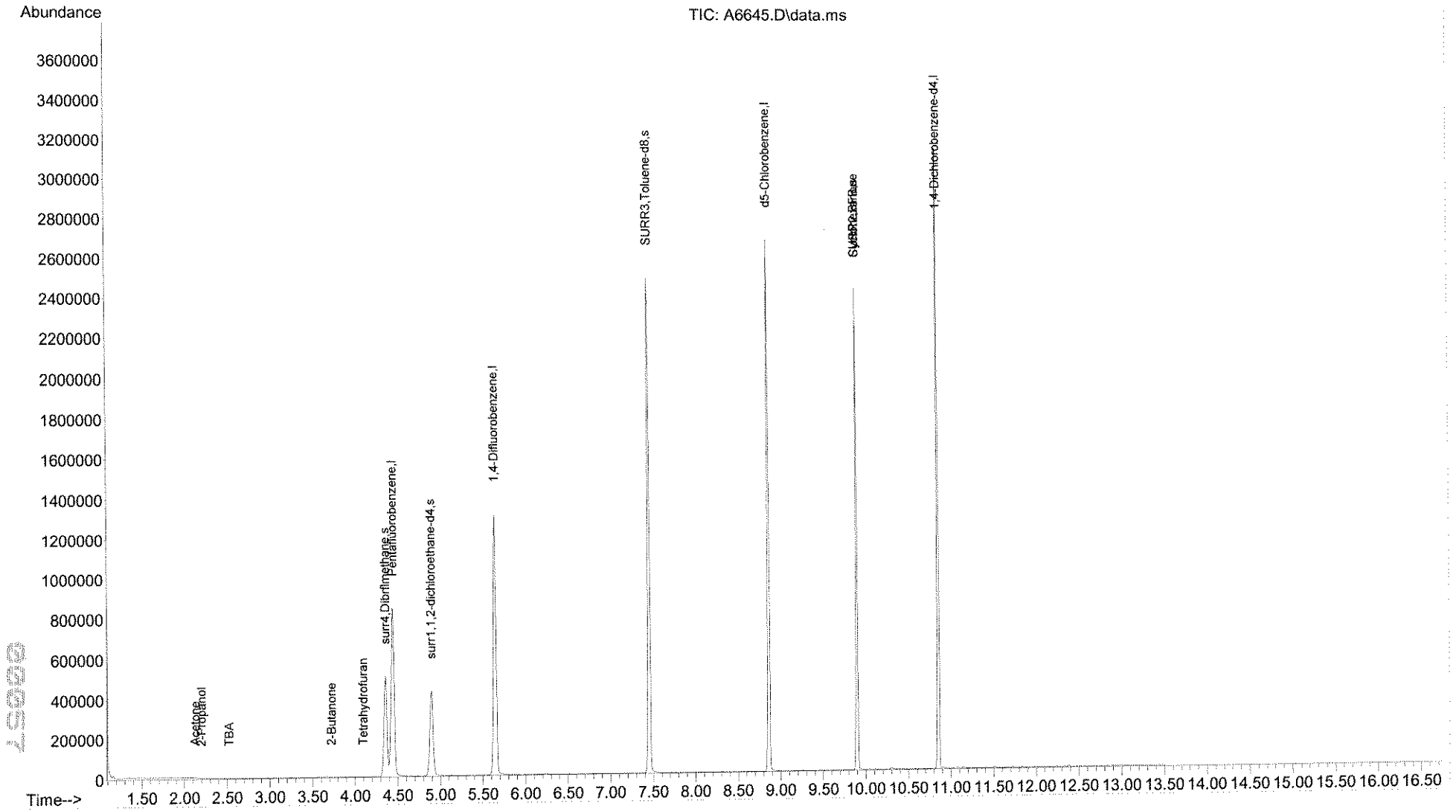

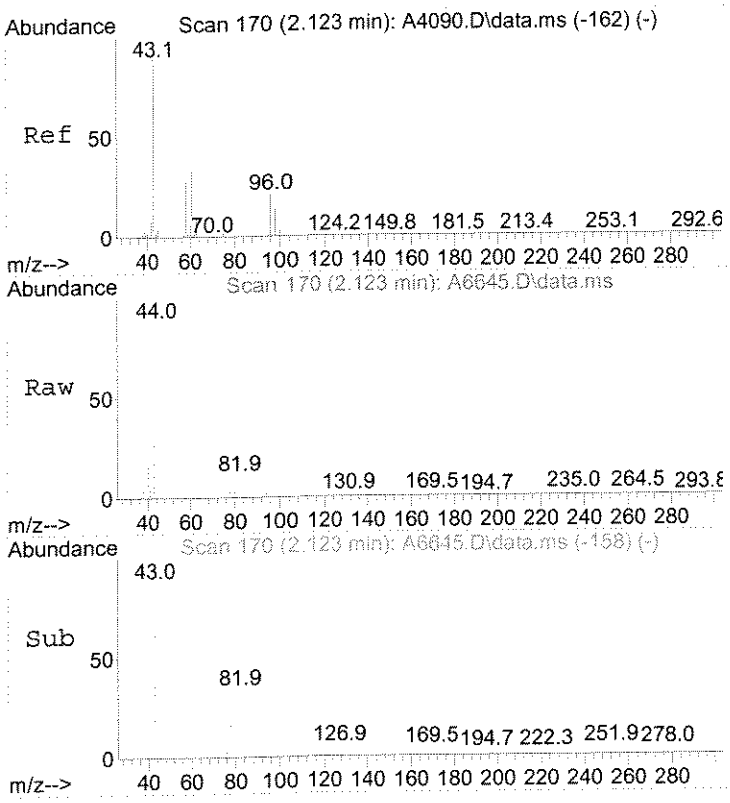

#15
Acetone
Concen: 1.15 ug/L
RT: 2.123 min Scan# 170
Delta R.T. 0.000 min
Lab File: A6645.D
Acq: 27 Nov 2007 2:31 am

Tgt Ion: 43 Resp: 1352

Ion	Ratio	Lower	Upper
43	100		
58	17.2	0.0	58.2
42	21.6	0.0	37.5

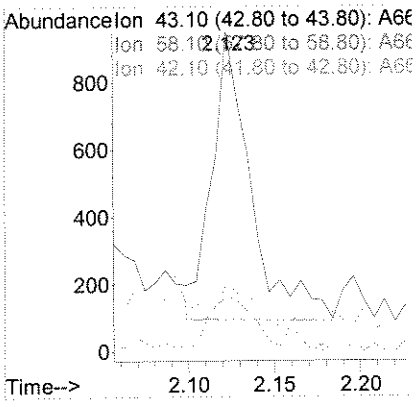

COLUMBIA ANALYTICAL SERVICES

VOLATILE ORGANICS
METHOD 8260B TCL
Reported: 12/19/07

Haley & Aldrich of New York
Project Reference: RANGER PARACORD #30603-011
Client Sample ID : TRIP BLANK

Date Sampled : 11/19/07 **Order #:** 1056305 **Sample Matrix:** WATER
Date Received: 11/20/07 **Submission #:** R2740971 **Analytical Run** 153828

ANALYTE	PQL	RESULT	UNITS
DATE ANALYZED : 11/27/07			
ANALYTICAL DILUTION: 1.00			
ACETONE	5.0	1.0 JB	UG/L
BENZENE	1.0	1.0 U	UG/L
BROMODICHLOROMETHANE	1.0	1.0 U	UG/L
BROMOFORM	1.0	1.0 U	UG/L
BROMOMETHANE	1.0	1.0 U	UG/L
2-BUTANONE (MEK)	5.0	5.0 U	UG/L
CARBON DISULFIDE	1.0	1.0 U	UG/L
CARBON TETRACHLORIDE	1.0	1.0 U	UG/L
CHLOROBENZENE	1.0	1.0 U	UG/L
CHLOROETHANE	1.0	1.0 U	UG/L
CHLOROFORM	1.0	1.0 U	UG/L
CHLOROMETHANE	1.0	1.0 U	UG/L
DIBROMOCHLOROMETHANE	1.0	1.0 U	UG/L
1,1-DICHLOROETHANE	1.0	1.0 U	UG/L
1,2-DICHLOROETHANE	1.0	1.0 U	UG/L
1,1-DICHLOROETHENE	1.0	1.0 U	UG/L
CIS-1,2-DICHLOROETHENE	1.0	1.0 U	UG/L
TRANS-1,2-DICHLOROETHENE	1.0	1.0 U	UG/L
1,2-DICHLOROPROPANE	1.0	1.0 U	UG/L
CIS-1,3-DICHLOROPROPENE	1.0	1.0 U	UG/L
TRANS-1,3-DICHLOROPROPENE	1.0	1.0 U	UG/L
ETHYLBENZENE	1.0	1.0 U	UG/L
2-HEXANONE	5.0	5.0 U	UG/L
METHYLENE CHLORIDE	1.0	0.28 JB	UG/L
4-METHYL-2-PENTANONE (MIBK)	5.0	5.0 U	UG/L
STYRENE	1.0	1.0 U	UG/L
1,1,2,2-TETRACHLOROETHANE	1.0	1.0 U	UG/L
TETRACHLOROETHENE	1.0	1.0 U	UG/L
TOLUENE	1.0	1.0 U	UG/L
1,1,1-TRICHLOROETHANE	1.0	1.0 U	UG/L
1,1,2-TRICHLOROETHANE	1.0	1.0 U	UG/L
TRICHLOROETHENE	1.0	1.0 U	UG/L
VINYL CHLORIDE	1.0	1.0 U	UG/L
O-XYLENE	1.0	1.0 U	UG/L
M+P-XYLENE	1.0	1.0 U	UG/L

SURROGATE RECOVERIES	QC LIMITS		
4-BROMOFLUOROBENZENE	(80 - 123 %)	100	%
TOLUENE-D8	(88 - 124 %)	109	%
DIBROMOFLUOROMETHANE	(89 - 115 %)	105	%

Quantitation Report (Not Reviewed)

Sample : 1056305 1.0
Data File : J:\ACQUDATA\MSVOA10\DATA\112607\A6646.D Vial: 32
Acq On : 27 Nov 2007 3:01 am
Operator : B.ALLGEIER
InstName : MSVOA10
Misc : HA R7-40971 8260B.TCLH

Quant Time: Nov 27 03:17:23 2007
Quant Method : J:\ACQUDATA\MSVOA10\METHODS\WAT1110.M
Quant Title : MS#10 - 8260B WATERS 10mL Purge
QLast Update : Tue Nov 13 13:26:34 2007
Response via : Initial Calibration

Compound	R.T.	QIon	Response	Conc	Units	Dev(Min)
Internal Standards						
1) Pentafluorobenzene	4.440	168	746079	50.00	ug/L	0.00
40) 1,4-Difluorobenzene	5.641	114	1171815	50.00	ug/L	0.00
67) d5-Chlorobenzene	8.860	117	1076828	50.00	ug/L	0.00
83) 1,4-Dichlorobenzene-d4	10.853	152	594211	50.00	ug/L	0.00
System Monitoring Compounds						
42) surr4,Dibrflmethane	4.354	113	374659	52.49	ug/L	0.00
Spiked Amount 50.000			Recovery = 104.98%			
45) surr1,1,2-dichloroetha...	4.891	65	419401	59.46	ug/L	0.00
Spiked Amount 50.000			Recovery = 118.92%			
61) SURR3,Toluene-d8	7.451	98	1358191	54.50	ug/L	0.00
Spiked Amount 50.000			Recovery = 109.00%			
66) SURR2,BFB	9.896	95	534231	49.87	ug/L	0.00
Spiked Amount 50.000			Recovery = 99.74%			
Target Compounds						Qvalue
15) Acetone	2.123	43	1170	1.01	ug/L	72 JB
16) 2-Propanol	2.245	45	353	1.55	ug/L	92 NT
22) Methylene Chloride	2.452	84	1557	0.28	ug/L #	76 JB
23) TBA	2.507	59	712	2.30	ug/L #	68
37) Tetrahydrofuran	4.074	42	1302	1.14	ug/L #	85 NT
81) Cyclohexanone	~~9.896~~	~~55~~	~~1341~~	~~6.88~~	~~ug/L #~~	~~11~~

A 27

(#) = qualifier out of range (m) = manual integration (+) = signals summed

Sample : 1056305 1.0
Data File : J:\ACQUDATA\MSVOA10\DATA\112607\A6646.D Vial: 32
Acq On : 27 Nov 2007 3:01 am
Operator : B.ALLGEIER
InstName : MSVOA10
Misc : HA R7-40971 8260B.TCLH

Quant Time: Nov 27 03:17:23 2007
Quant Method : J:\ACQUDATA\MSVOA10\METHODS\WAT1110.M
Quant Title : MS#10 - 8260B WATERS 10mL Purge
QLast Update : Tue Nov 13 13:26:34 2007
Response via : Initial Calibration

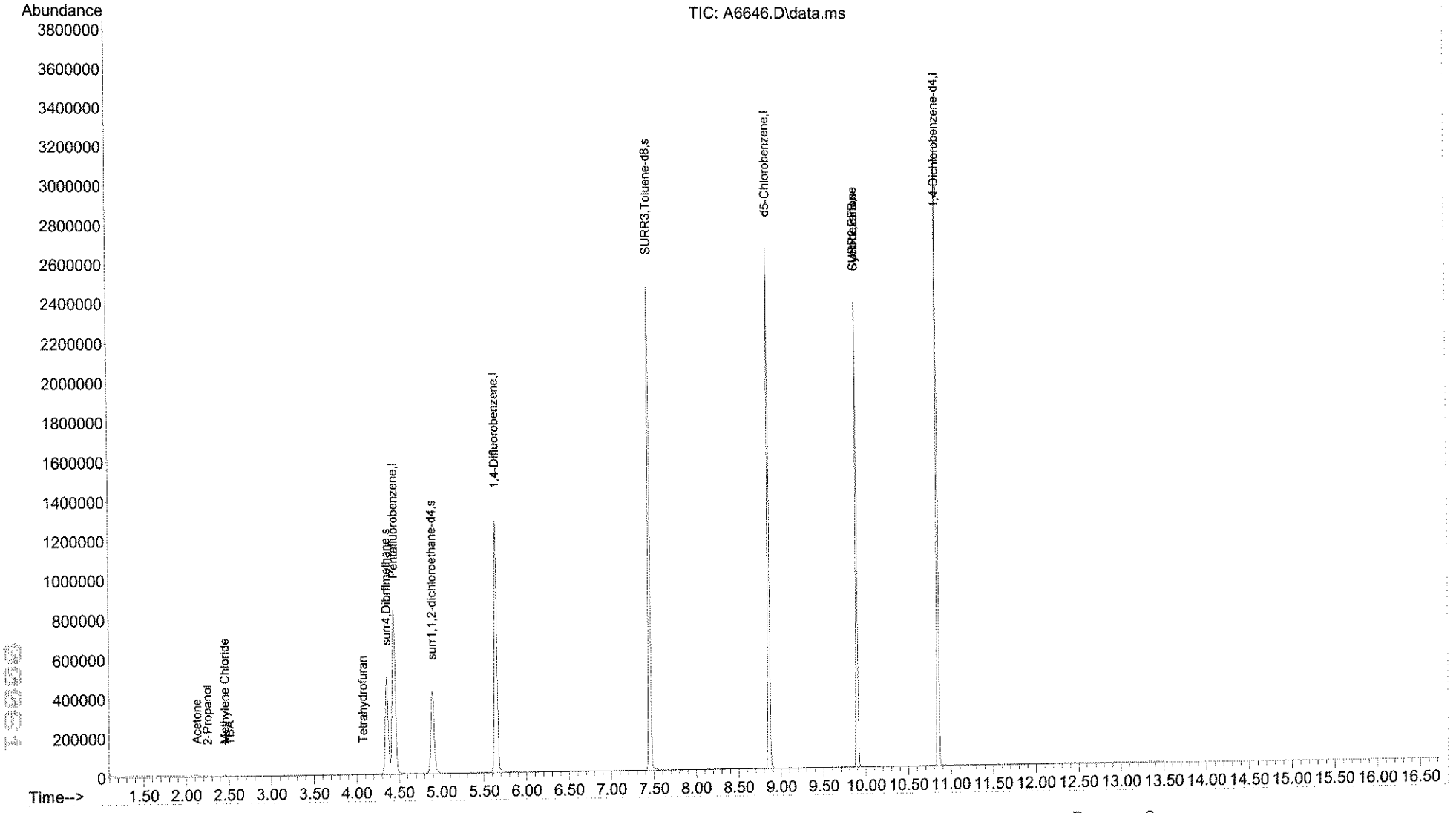

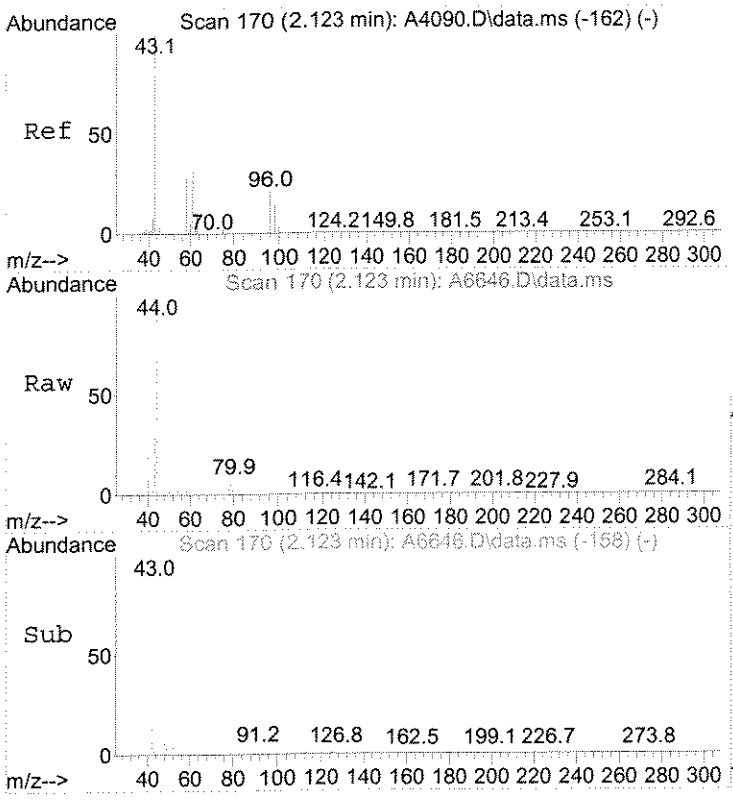

#15
Acetone
Concen: 1.01 ug/L
RT: 2.123 min Scan# 170
Delta R.T. 0.000 min
Lab File: A6646.D
Acq: 27 Nov 2007 3:01 am

Tgt Ion: 43 Resp: 1170

Ion	Ratio	Lower	Upper
43	100		
58	17.7	0.0	58.2
42	28.0	0.0	37.5

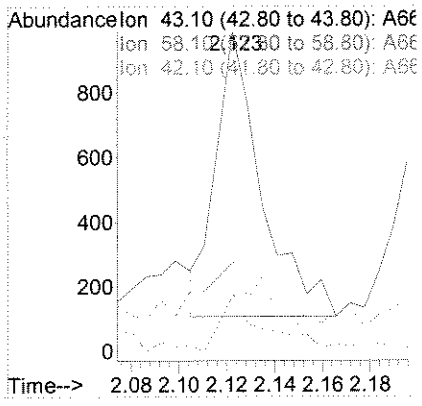

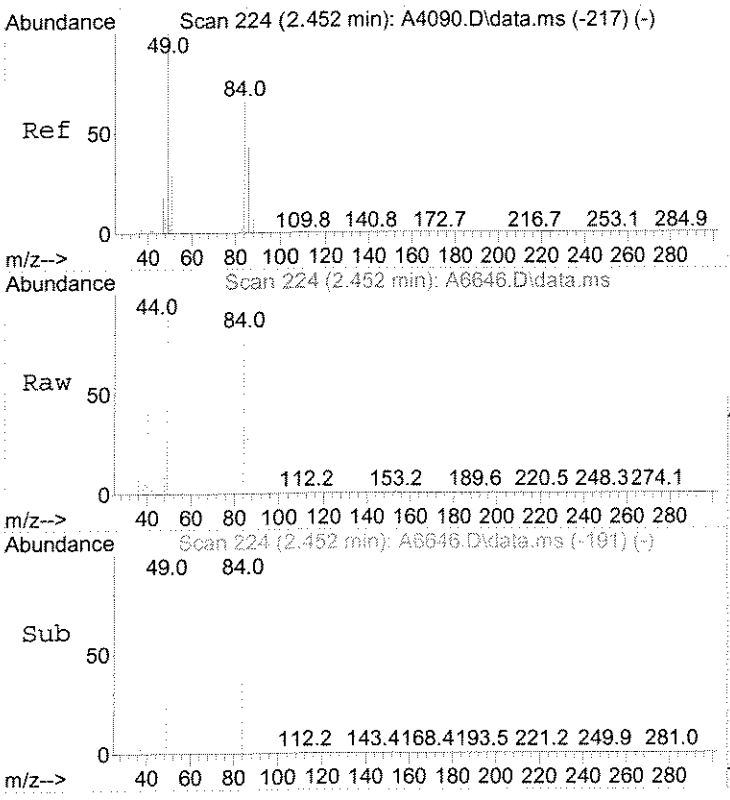

#22
Methylene Chloride
Concen: 0.28 ug/L
RT: 2.452 min Scan# 224
Delta R.T. 0.000 min
Lab File: A6646.D
Acq: 27 Nov 2007 3:01 am

Tgt Ion: 84 Resp: 1557

Ion	Ratio	Lower	Upper
84	100		
86	42.7	51.6	77.4#
49	108.7	108.4	162.6
51	26.7	32.7	49.1#

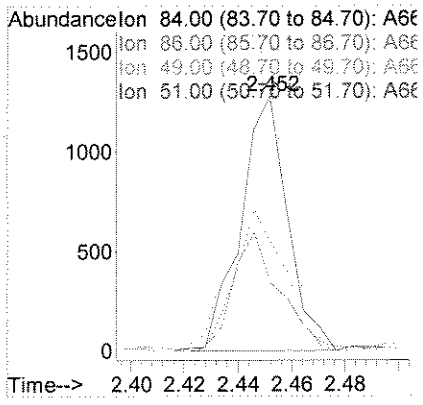

VOLATILE ORGANICS

STANDARDS DATA

Initial Calibration - Summary Report

Calibration ID:	CAL686	8260B. WATER 11/10/07	**Instrument ID:**	MSVOA10
Method ID:	MJ162		**Column Name:**	MS

Parameter Name	Type	Curve Fit	Min RF	Mean RF	Max %RSD	%RSD	Min COD	COD	MRL Check	Conc ½ Low pt.
Dichlorodifluoromethane	TRG	AverageRF		0.402	15	9.8			OK	
Chloromethane	TRG	AverageRF	0.100	0.450	15	5.9			OK	
Vinyl Chloride	TRG	AverageRF		0.409	15	4.6			OK	
Bromomethane	TRG	AverageRF		0.215	15	8.4			OK	
Chloroethane	TRG	AverageRF		0.208	15	5.3			OK	
Dichlorofluoromethane (CFC 21)	TRG	AverageRF		0.791	15	4.4			OK	
Trichlorofluoromethane	TRG	AverageRF		0.585	15	6.2			OK	
Diethyl Ether	TRG	AverageRF		0.244	15	3.1			OK	
1,2-Dichloro-1,1,2-trifluoroethane (CF	TRG	AverageRF		0.415	15	5.9			OK	
2,2-Dichloro-1,1,1-trifluoroethane (CF	TRG	AverageRF		0.486	15	3.0			OK	
Acrolein	TRG	AverageRF		0.021	15	12.2			OK	
1,1-Dichloroethene	MS	AverageRF		0.282	15	4.5			OK	
Trichlorotrifluoroethane	TRG	AverageRF		0.319	15	3.6			OK	
Acetone	TRG	AverageRF		0.078	15	9.4			OK	
2-Propanol	TRG	AverageRF		0.015	15	8.7			OK	
Iodomethane (Methyl Iodide)	TRG	AverageRF		0.418	15	13.8			*	
Carbon Disulfide	TRG	AverageRF		1.103	15	5.1			OK	
Acetonitrile	TRG	AverageRF		0.021	15	4.4			OK	
Allyl Chloride	TRG	AverageRF		0.595	15	4.5			OK	
Methyl Acetate	TRG	AverageRF		0.247	15	2.1			OK	
Methylene Chloride	TRG	AverageRF		0.373	15	5.4			OK	
tert-Butyl Alcohol	TRG	AverageRF		0.021	15	10.6			OK	
Acrylonitrile	TRG	AverageRF		0.087	15	6.8			OK	
Methyl tert-Butyl Ether	TRG	AverageRF		0.826	15	9.6			OK	
trans-1,2-Dichloroethene	TRG	AverageRF		0.358	15	2.7			OK	
1,1-Dichloroethane	TRG	AverageRF	0.100	0.660	15	3.1			OK	
Vinyl Acetate	TRG	AverageRF		0.280	15	7.0			OK	
2-Chloro-1,3-butadiene	TRG	AverageRF		0.499	15	9.3			OK	
2,2-Dichloropropane	TRG	AverageRF		0.435	15	4.9			OK	
cis-1,2-Dichloroethene	TRG	AverageRF		0.387	15	4.5			OK	
2-Butanone (MEK)	TRG	AverageRF		0.122	15	4.7			OK	
Propionitrile	TRG	AverageRF		0.032	15	11.9			OK	
Bromochloromethane	TRG	AverageRF		0.250	15	5.3			OK	
Methacrylonitrile	TRG	AverageRF		0.096	15	10.2			OK	
Tetrahydrofuran	TRG	AverageRF		0.077	15	12.5			OK	
Chloroform	TRG	AverageRF		0.673	15	3.4			OK	
1,1,1-Trichloroethane (TCA)	TRG	AverageRF		0.570	15	4.2			OK	
Cyclohexane	TRG	AverageRF		0.278	15	3.6			OK	
Dibromofluoromethane	SURR	Linear		0.282			.99	0.9996	NA	17.34
Carbon Tetrachloride	TRG	AverageRF		0.108	15	6.7			OK	
1,1-Dichloropropene	TRG	AverageRF		0.335	15	4.6			OK	
1,2-Dichloroethane-d4	SURR	AverageRF		0.301	15	6.7			NA	
Benzene	MS	AverageRF		1.004	15	3.6			OK	
1,2-Dichloroethane (EDC)	TRG	AverageRF		0.335	15	2.6			OK	
Isobutyl Alcohol	TRG	AverageRF		0.007	15	13.0			*	
n-Heptane	TRG	AverageRF		0.332	15	8.7			OK	
Trichloroethene (TCE)	MS	AverageRF		0.283	15	6.1			OK	
Methylcyclohexane	TRG	AverageRF		0.330	15	6.4			OK	
1,2-Dichloropropane	TRG	AverageRF		0.253	15	5.4			OK	
Dibromomethane	TRG	AverageRF		0.140	15	2.9			OK	
1,4-Dioxane	TRG	Linear		0.002			.99	0.9980	OK	83.95 *

Initial Calibration - Summary Report

Calibration ID:	CAL686	**Instrument ID:**	MSVOA10
Method ID:	MJ162	**Column Name:**	MS

Parameter Name	Type	Curve Fit	Min RF	Mean RF	Max %RSD	%RSD	Min COD	COD	MRL Check	Conc ½ Low pt.
Methyl Methacrylate	TRG	AverageRF		0.119	15	13.9			OK	
Bromodichloromethane	TRG	AverageRF		0.326	15	6.5			OK	
2-Chloroethyl Vinyl Ether	TRG	AverageRF		0.121	15	13.2			OK	
cis-1,3-Dichloropropene	TRG	AverageRF		0.352	15	13.5			OK	
4-Methyl-2-pentanone (MIBK)	TRG	AverageRF		0.164	15	14.1			OK	
Toluene-d8	SURR	AverageRF		1.063	15	6.9			NA	
Toluene	MS	AverageRF		1.055	15	3.9			OK	
trans-1,3-Dichloropropene	TRG	Linear		0.304			.99	0.9993	OK	1.80 *
Ethyl Methacrylate	TRG	Linear		0.238			.99	0.9988	OK	3.90 *
1,1,2-Trichloroethane	TRG	AverageRF		0.191	15	5.3			OK	
4-Bromofluorobenzene	SURR	AverageRF		0.457	15	7.6			NA	
Tetrachloroethene (PCE)	TRG	AverageRF		0.238	15	5.3			OK	
2-Hexanone	TRG	Linear		0.120			.99	0.9988	OK	5.86 *
1,3-Dichloropropane	TRG	AverageRF		0.338	15	3.3			OK	
Dibromochloromethane	TRG	AverageRF		0.249	15	11.0			OK	
1,2-Dibromoethane (EDB)	TRG	AverageRF		0.195	15	6.9			OK	
Chlorobenzene	MS	AverageRF	0.300	0.762	15	2.9			OK	
1,1,1,2-Tetrachloroethane	TRG	AverageRF		0.259	15	9.2			OK	
Ethylbenzene	TRG	AverageRF		0.384	15	7.3			OK	
m,p-Xylenes	TRG	AverageRF		0.474	15	6.9			OK	
o-Xylene	TRG	AverageRF		0.462	15	7.8			OK	
Styrene	TRG	AverageRF		0.789	15	12.6			OK	
Bromoform	TRG	Linear	0.100	0.152			.99	0.9980	OK	3.21 *
Isopropylbenzene	TRG	AverageRF		1.175	15	10.4			OK	
Cyclohexanone	TRG	AverageRF		0.009	15	10.1			*	
trans-1,4-Dichloro-2-butene	TRG	AverageRF		0.044	15	12.4			OK	
1,1,2,2-Tetrachloroethane	TRG	AverageRF	0.300	0.386	15	3.8			OK	
Bromobenzene	TRG	AverageRF		0.584	15	5.1			OK	
1,2,3-Trichloropropane	TRG	AverageRF		0.114	15	5.8			OK	
n-Propylbenzene	TRG	AverageRF		2.452	15	7.8			OK	
2-Chlorotoluene	TRG	AverageRF		1.480	15	5.4			OK	
4-Chlorotoluene	TRG	AverageRF		1.729	15	6.2			OK	
1,3,5-Trimethylbenzene	TRG	AverageRF		1.724	15	10.3			OK	
tert-Butylbenzene	TRG	AverageRF		1.517	15	10.8			OK	
1,2,4-Trimethylbenzene	TRG	AverageRF		1.745	15	11.7			OK	
sec-Butylbenzene	TRG	AverageRF		2.104	15	9.7			OK	
4-Isopropyltoluene	TRG	AverageRF		1.971	15	10.4			OK	
1,3-Dichlorobenzene	TRG	AverageRF		1.150	15	4.4			OK	
1,4-Dichlorobenzene	TRG	AverageRF		1.205	15	2.5			OK	
n-Butylbenzene	TRG	AverageRF		1.726	15	11.1			OK	
1,2-Dichlorobenzene	TRG	AverageRF		1.092	15	4.9			OK	
1,2-Dibromo-3-chloropropane (DBCP)	TRG	AverageRF		0.082	15	12.6			OK	
1,2,4-Trichlorobenzene	TRG	AverageRF		0.788	15	6.6			OK	
Hexachlorobutadiene	TRG	AverageRF		0.374	15	5.7			OK	
Naphthalene	TRG	AverageRF		1.436	15	14.7			OK	
1,2,3-Trichlorobenzene	TRG	AverageRF		0.718	15	5.0			OK	

Initial Calibration - Summary Report

Calibration ID:	CAL686	**Instrument ID:**	MSVOA10
Method ID:	MJ162	**Column Name:**	MS

SPCC and CCC Evaluations

Parameter Name	Type	SPCC Criteria	SPCC Result	CCC Criteria	CCC Result
Chloromethane	SPCC	0.100	0.450		
Vinyl Chloride	CCC			30	4.6
1,1-Dichloroethene	CCC			30	4.5
1,1-Dichloroethane	SPCC	0.100	0.660		
Chloroform	CCC			30	3.4
1,2-Dichloropropane	CCC			30	5.4
Toluene	CCC			30	3.9
Chlorobenzene	SPCC	0.300	0.762		
Ethylbenzene	CCC			30	7.3
Bromoform	SPCC	0.100	0.152		
1,1,2,2-Tetrachloroethane	SPCC	0.300	0.386		

Initial Calibration - Detailed Report

Calibration ID:	CAL686	**Instrument ID:**	MSVOA10
Method ID:	MJ162	**Column Name:**	MS
		Calibration Fit:	AverageRF

FileID	File Location	Acquisition Date	Quantitation Date	Last Updated
5557	J:\ACQUDATA\msvoa10\data\111007\A6232.D	11/10/2007 17:49	11/11/2007 12:57	11/11/2007 13:51
5558	J:\ACQUDATA\msvoa10\data\111007\A6233.D	11/10/2007 18:19	11/11/2007 13:00	11/11/2007 13:51
5559	J:\ACQUDATA\msvoa10\data\111007\A6234.D	11/10/2007 18:49	11/11/2007 13:01	11/13/2007 13:31
5560	J:\ACQUDATA\msvoa10\data\111007\A6235.D	11/10/2007 19:18	11/11/2007 12:57	11/11/2007 13:51
5561	J:\ACQUDATA\msvoa10\data\111007\A6236.D	11/10/2007 19:47	11/11/2007 13:05	11/11/2007 13:51
5562	J:\ACQUDATA\msvoa10\data\111007\A6237.D	11/10/2007 20:17	11/11/2007 13:07	11/11/2007 13:51
5563	J:\ACQUDATA\msvoa10\data\111007\A6238.D	11/10/2007 20:46	11/11/2007 12:57	11/11/2007 13:51
5564	J:\ACQUDATA\msvoa10\data\111007\A6239.D	11/10/2007 21:16	11/11/2007 12:57	11/11/2007 13:51
5565	J:\ACQUDATA\msvoa10\data\111007\A6240.D	11/10/2007 21:46	11/11/2007 12:57	11/11/2007 13:51

	FileID									
Parameter Name	**5557**	**5558**	**5559**	**5560**	**5561**	**5562**	**5563**	**5564**	**Mean RF**	**%RSD**
	5565									
Dichlorodifluoromethane	0.399	0.393	0.369	0.322	0.461	0.412	0.420	0.426		
	0.419								0.402	9.8
Chloromethane	0.479	0.474	0.438	0.413	0.495	0.433	0.445	0.439		
	0.434								0.450	5.9
Vinyl Chloride	0.431	0.415	0.416	0.373	0.435	0.395	0.405	0.411		
	0.398								0.409	4.6
Bromomethane	0.186	0.206	0.210	0.195	0.229	0.211	0.234	0.237		
	0.231								0.215	8.4
Chloroethane	0.203	0.205	0.229	0.191	0.220	0.200	0.209	0.212		
	0.207								0.208	5.3
Dichlorofluoromethane (CFC 21)	0.769	0.820	0.841	0.775	0.736	0.809	0.812	0.804		
	0.749								0.791	4.4
Trichlorofluoromethane	0.612	0.620	0.615	0.553	0.641	0.559	0.563	0.566		
	0.541								0.585	6.2
Diethyl Ether	0.247	0.232	0.247	0.244	0.259	0.240	0.245	0.245		
	0.239								0.244	3.1
1,2-Dichloro-1,1,2-trifluoroethane (	0.459	0.421	0.422	0.411	0.426	0.412	0.413	0.402		
	0.365								0.415	5.9
2,2-Dichloro-1,1,1-trifluoroethane (	0.506	0.487	0.493	0.470	0.495	0.487	0.493	0.486		
	0.456								0.486	3.0
Acrolein			0.022	0.018	0.019	0.019	0.020	0.023		
	0.026								0.021	12.2
1,1-Dichloroethene	0.300	0.278	0.287	0.261	0.289	0.263	0.283	0.283		
	0.290								0.282	4.5
Trichlorotrifluoroethane	0.324	0.318	0.336	0.307	0.335	0.303	0.314	0.315		
	0.317								0.319	3.6
Acetone				0.076	0.086	0.073	0.083	0.081		
	0.066								0.078	9.4
2-Propanol		0.013	0.015	0.013	0.015	0.015	0.016	0.017		
	0.017								0.015	8.7
Iodomethane (Methyl Iodide)					0.320	0.417	0.439	0.457		
	0.458								0.418	13.8
Carbon Disulfide		1.079	1.099	0.990	1.133	1.091	1.107	1.152		
	1.174								1.103	5.1

Initial Calibration - Detailed Report

Calibration ID:	CAL686	**Instrument ID:**	MSVOA10
Method ID:	MJ162	**Column Name:**	MS
		Calibration Fit:	AverageRF

	FileID									
Parameter Name	**5557**	**5558**	**5559**	**5560**	**5561**	**5562**	**5563**	**5564**	**Mean RF**	**%RSD**
	5565									
Acetonitrile		0.021	0.020	0.022	0.021	0.019	0.020	0.021		
	0.020								0.021	4.4
Allyl Chloride	0.612	0.538	0.596	0.574	0.633	0.598	0.608	0.603		
	0.595								0.595	4.5
Methyl Acetate		0.242	0.242	0.248	0.251	0.240	0.251	0.255		
	0.249								0.247	2.1
Methylene Chloride		0.397	0.402	0.355	0.386	0.347	0.358	0.367		
	0.369								0.373	5.4
tert-Butyl Alcohol	0.020	0.019	0.019	0.018	0.021	0.020	0.022	0.024		
	0.024								0.021	10.6
Acrylonitrile	0.077	0.080	0.086	0.086	0.093	0.086	0.091	0.093		
	0.092								0.087	6.8
Methyl tert-Butyl Ether	0.705	0.745	0.748	0.805	0.867	0.837	0.895	0.919		
	0.911								0.826	9.6
trans-1,2-Dichloroethene	0.353	0.353	0.358	0.346	0.372	0.345	0.361	0.368		
	0.368								0.358	2.7
1,1-Dichloroethane	0.640	0.651	0.672	0.638	0.695	0.637	0.657	0.677		
	0.675								0.660	3.1
Vinyl Acetate	0.295	0.277	0.253	0.287	0.257	0.265	0.286	0.291		
	0.314								0.280	7.0
2-Chloro-1,3-butadiene	0.432	0.440	0.477	0.463	0.532	0.524	0.525	0.546		
	0.552								0.499	9.3
2,2-Dichloropropane	0.423	0.429	0.416	0.406	0.432	0.427	0.453	0.468		
	0.462								0.435	4.9
cis-1,2-Dichloroethene	0.386	0.359	0.386	0.366	0.403	0.376	0.394	0.405		
	0.408								0.387	4.5
2-Butanone (MEK)		0.120	0.135	0.115	0.121	0.119	0.122	0.125		
	0.123								0.122	4.7
Propionitrile	0.030	0.023	0.030	0.031	0.033	0.032	0.034	0.035		
	0.035								0.032	11.9
Bromochloromethane	0.278	0.252	0.262	0.246	0.252	0.233	0.241	0.245		
	0.242								0.250	5.3
Methacrylonitrile	0.088	0.084	0.086	0.089	0.099	0.098	0.104	0.109		
	0.109								0.096	10.2
Tetrahydrofuran		0.066	0.096	0.068	0.081	0.071	0.076	0.078		
	0.078								0.077	12.5
Chloroform	0.636	0.668	0.691	0.662	0.708	0.647	0.674	0.689		
	0.685								0.673	3.4
1,1,1-Trichloroethane (TCA)	0.558	0.539	0.585	0.538	0.590	0.549	0.577	0.598		
	0.593								0.570	4.2
Cyclohexane		0.272	0.291	0.260	0.281	0.279	0.284	0.284		
	0.268								0.278	3.6
Dibromofluoromethane				0.297	0.289	0.305	0.273	0.268		
	0.260								0.282	6.2#
Carbon Tetrachloride	0.103	0.094	0.107	0.104	0.113	0.105	0.112	0.117		
	0.115								0.108	6.7
1,1-Dichloropropene	0.325	0.316	0.333	0.317	0.345	0.329	0.341	0.358		
	0.355								0.335	4.6

Initial Calibration - Detailed Report

Calibration ID: CAL686
Method ID: MJ162

Instrument ID: MSVOA10
Column Name: MS
Calibration Fit: AverageRF

Parameter Name	FileID 5557	5558	5559	5560	5561	5562	5563	5564	Mean RF	%RSD
	5565									
1,2-Dichloroethane-d4				0.320	0.313	0.322	0.293	0.285		
	0.273								0.301	6.7
Benzene	1.017	0.982	0.975	0.955	1.045	0.967	1.007	1.042		
	1.047								1.004	3.6
1,2-Dichloroethane (EDC)	0.342	0.343	0.334	0.326	0.348	0.319	0.332	0.337		
	0.335								0.335	2.6
Isobutyl Alcohol				0.006	0.006	0.007	0.008	0.008		
	0.008								0.007	13.0
n-Heptane		0.307	0.304	0.286	0.349	0.339	0.347	0.364		
	0.360								0.332	8.7
Trichloroethene (TCE)	0.272	0.259	0.280	0.261	0.296	0.275	0.291	0.305		
	0.303								0.283	6.1
Methylcyclohexane	0.312	0.306	0.313	0.304	0.332	0.346	0.354	0.357		
	0.341								0.330	6.4
1,2-Dichloropropane	0.253	0.229	0.247	0.240	0.264	0.248	0.260	0.269		
	0.270								0.253	5.4
Dibromomethane	0.138	0.138	0.138	0.135	0.143	0.134	0.141	0.145		
	0.145								0.140	2.9
1,4-Dioxane			0.001	0.001	0.002	0.002	0.002	0.002		
	0.002								0.002	20.9#
Methyl Methacrylate				0.095	0.108	0.115	0.128	0.134		
	0.137								0.119	13.9
Bromodichloromethane	0.304	0.306	0.311	0.308	0.330	0.321	0.344	0.354		
	0.357								0.326	6.5
2-Chloroethyl Vinyl Ether			0.098	0.104	0.113	0.124	0.132	0.136		
	0.138								0.121	13.2
cis-1,3-Dichloropropene	0.288	0.300	0.313	0.322	0.358	0.368	0.396	0.407		
	0.413								0.352	13.5
4-Methyl-2-pentanone (MIBK)				0.129	0.145	0.161	0.177	0.185		
	0.187								0.164	14.1
Toluene-d8				1.121	1.091	1.163	1.025	1.014		
	0.966								1.063	6.9
Toluene	1.055	0.999	1.041	1.004	1.100	1.026	1.070	1.103		
	1.099								1.055	3.9
trans-1,3-Dichloropropene	0.254	0.247	0.259	0.274	0.304	0.323	0.351	0.363		
	0.365								0.304	15.7#
Ethyl Methacrylate			0.171	0.186	0.218	0.245	0.271	0.286		
	0.288								0.238	20.0#
1,1,2-Trichloroethane	0.176	0.187	0.182	0.186	0.197	0.188	0.199	0.204		
	0.204								0.191	5.3
4-Bromofluorobenzene				0.479	0.464	0.509	0.443	0.434		
	0.413								0.457	7.6
Tetrachloroethene (PCE)	0.233	0.224	0.239	0.220	0.249	0.228	0.238	0.253		
	0.254								0.238	5.3
2-Hexanone				0.092	0.106	0.118	0.129	0.136		
	0.138								0.120	15.2#
1,3-Dichloropropane	0.329	0.331	0.326	0.329	0.348	0.330	0.344	0.352		
	0.353								0.338	3.3

Initial Calibration - Detailed Report

Calibration ID:	CAL686	**Instrument ID:**	MSVOA10
Method ID:	MJ162	**Column Name:**	MS
		Calibration Fit:	AverageRF

	FileID									
Parameter Name	**5557**	**5558**	**5559**	**5560**	**5561**	**5562**	**5563**	**5564**	**Mean RF**	**%RSD**
	5565									
Dibromochloromethane		0.217	0.221	0.224	0.245	0.251	0.270	0.281		
	0.285								0.249	11.0
1,2-Dibromoethane (EDB)	0.183	0.178	0.183	0.187	0.200	0.195	0.206	0.212		
	0.214								0.195	6.9
Chlorobenzene	0.754	0.728	0.769	0.752	0.790	0.735	0.761	0.782		
	0.787								0.762	2.9
1,1,1,2-Tetrachloroethane	0.226	0.228	0.246	0.247	0.262	0.263	0.277	0.288		
	0.291								0.259	9.2
Ethylbenzene	0.337	0.362	0.370	0.365	0.402	0.385	0.402	0.419		
	0.419								0.384	7.3
m,p-Xylenes	0.428	0.421	0.465	0.461	0.510	0.483	0.498	0.508		
	0.491								0.474	6.9
o-Xylene	0.438	0.394	0.437	0.441	0.487	0.472	0.488	0.503		
	0.495								0.462	7.8
Styrene		0.606	0.689	0.746	0.830	0.819	0.859	0.887		
	0.872								0.789	12.6
Bromoform		0.126	0.129	0.129	0.144	0.152	0.170	0.182		
	0.185								0.152	15.9#
Isopropylbenzene	0.990	1.030	1.085	1.111	1.258	1.223	1.268	1.317		
	1.289								1.175	10.4
Cyclohexanone			0.008	0.009	0.010	0.008	0.009	0.009		
	0.010								0.009	10.1
trans-1,4-Dichloro-2-butene	0.041	0.038	0.038	0.039	0.044	0.044	0.049	0.052		
	0.051								0.044	12.4
1,1,2,2-Tetrachloroethane	0.373	0.387	0.380	0.378	0.392	0.364	0.383	0.404		
	0.411								0.386	3.8
Bromobenzene	0.571	0.548	0.564	0.565	0.589	0.565	0.593	0.628		
	0.635								0.584	5.1
1,2,3-Trichloropropane	0.103	0.109	0.111	0.115	0.118	0.108	0.115	0.122		
	0.122								0.114	5.8
n-Propylbenzene	2.179	2.182	2.377	2.338	2.615	2.504	2.570	2.684		
	2.616								2.452	7.8
2-Chlorotoluene	1.421	1.344	1.422	1.440	1.550	1.471	1.517	1.580		
	1.570								1.480	5.4
4-Chlorotoluene	1.515	1.611	1.735	1.715	1.841	1.738	1.777	1.840		
	1.790								1.729	6.2
1,3,5-Trimethylbenzene	1.450	1.447	1.652	1.690	1.871	1.806	1.850	1.915		
	1.839								1.724	10.3
ert-Butylbenzene	1.275	1.297	1.398	1.450	1.631	1.604	1.636	1.701		
	1.662								1.517	10.8
1,2,4-Trimethylbenzene	1.387	1.468	1.662	1.717	1.918	1.817	1.876	1.945		
	1.911								1.745	11.7
ec-Butylbenzene	1.762	1.833	2.013	2.039	2.306	2.190	2.220	2.309		
	2.260								2.104	9.7
-Isopropyltoluene	1.623	1.703	1.863	1.919	2.171	2.064	2.104	2.173		
	2.118								1.971	10.4
,3-Dichlorobenzene	1.083	1.096	1.135	1.112	1.188	1.130	1.177	1.219		
	1.211								1.150	4.4

000971

Initial Calibration - Detailed Report

Calibration ID:	CAL686	**Instrument ID:**	MSVOA10
Method ID:	MJ162	**Column Name:**	MS
		Calibration Fit:	AverageRF

	FileID									
Parameter Name	**5557**	**5558**	**5559**	**5560**	**5561**	**5562**	**5563**	**5564**	**Mean RF**	**%RSD**
	5565									
1,4-Dichlorobenzene	1.209	1.191	1.236	1.171	1.226	1.150	1.202	1.237		
	1.224								1.205	2.5
n-Butylbenzene	1.394	1.458	1.653	1.700	1.943	1.847	1.848	1.880		
	1.809								1.726	11.1
1,2-Dichlorobenzene	0.981	1.041	1.094	1.082	1.150	1.092	1.130	1.146		
	1.112								1.092	4.9
1,2-Dibromo-3-chloropropane (DB(			0.073	0.070	0.076	0.078	0.088	0.094		
	0.095								0.082	12.6
1,2,4-Trichlorobenzene	0.703	0.724	0.746	0.782	0.819	0.808	0.821	0.839		
	0.847								0.788	6.6
Hexachlorobutadiene	0.348	0.348	0.383	0.358	0.406	0.370	0.364	0.384		
	0.401								0.374	5.7
Naphthalene		1.105	1.181	1.311	1.483	1.527	1.607	1.641		
	1.632								1.436	14.7
1,2,3-Trichlorobenzene	0.654	0.675	0.719	0.701	0.750	0.722	0.734	0.751		
	0.758								0.718	5.0

 # RSD Not Applicable. Compound being quantitated from curve. Included in Average RF summary for Average %RSD calculation.

Initial Calibration - Detailed Report

Calibration ID:	CAL686	**Instrument ID:**	MSVOA10
Method ID:	MJ162	**Column Name:**	MS
		Calibration Fit:	Linear

FileID	File Location	Acquisition Date	Quantitation Date	Last Updated
5557	J:\ACQUDATA\msvoa10\data\111007\A6232.D	11/10/2007 17:49	11/11/2007 12:57	11/11/2007 13:51
5558	J:\ACQUDATA\msvoa10\data\111007\A6233.D	11/10/2007 18:19	11/11/2007 13:00	11/11/2007 13:51
5559	J:\ACQUDATA\msvoa10\data\111007\A6234.D	11/10/2007 18:49	11/11/2007 13:01	11/13/2007 13:31
5560	J:\ACQUDATA\msvoa10\data\111007\A6235.D	11/10/2007 19:18	11/11/2007 12:57	11/11/2007 13:51
5561	J:\ACQUDATA\msvoa10\data\111007\A6236.D	11/10/2007 19:47	11/11/2007 13:05	11/11/2007 13:51
5562	J:\ACQUDATA\msvoa10\data\111007\A6237.D	11/10/2007 20:17	11/11/2007 13:07	11/11/2007 13:51
5563	J:\ACQUDATA\msvoa10\data\111007\A6238.D	11/10/2007 20:46	11/11/2007 12:57	11/11/2007 13:51
5564	J:\ACQUDATA\msvoa10\data\111007\A6239.D	11/10/2007 21:16	11/11/2007 12:57	11/11/2007 13:51
5565	J:\ACQUDATA\msvoa10\data\111007\A6240.D	11/10/2007 21:46	11/11/2007 12:57	11/11/2007 13:51

Parameter Name	CoefX2	CoefX	Y-intercept	COD	Mean RF
Dibromofluoromethane		0.238	0.070	0.9996	0.282
1,4-Dioxane		0.002	-0.003	0.9980	0.002
trans-1,3-Dichloropropene		0.365	-0.012	0.9993	0.304
Ethyl Methacrylate		0.290	-0.019	0.9988	0.238
2-Hexanone		0.140	-0.012	0.9988	0.120
Bromoform		0.185	-0.011	0.9980	0.152

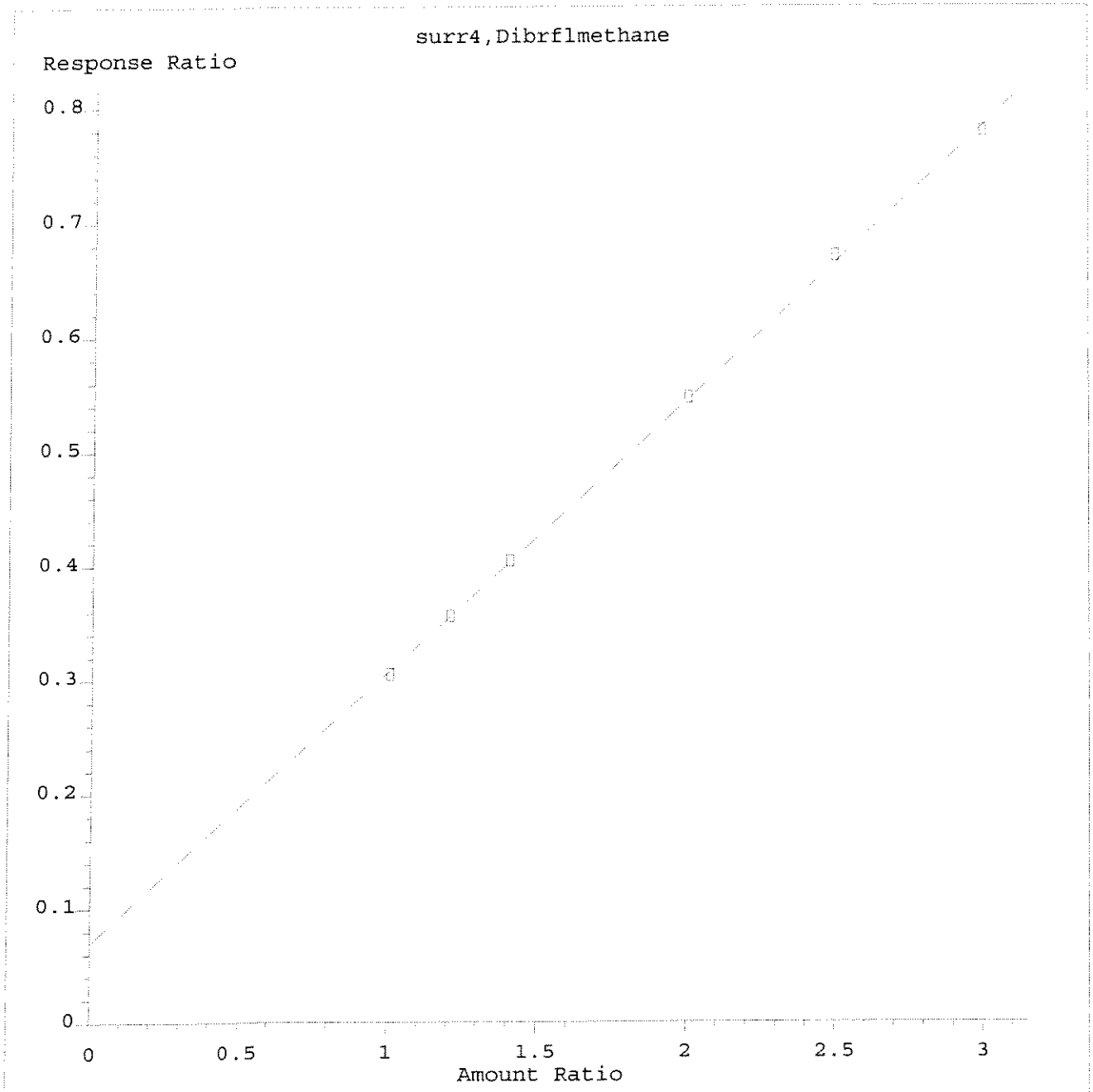

Resp Ratio = 2.38e-001 * Amt + 6.98e-002
Coef of Det (r^2) = 1.000 Curve Fit: Linear

Method Name: J:\ACQUDATA\MSVOA10\METHODS\WAT1110.M
Calibration Table Last Updated: Sun Nov 11 13:17:37 2007

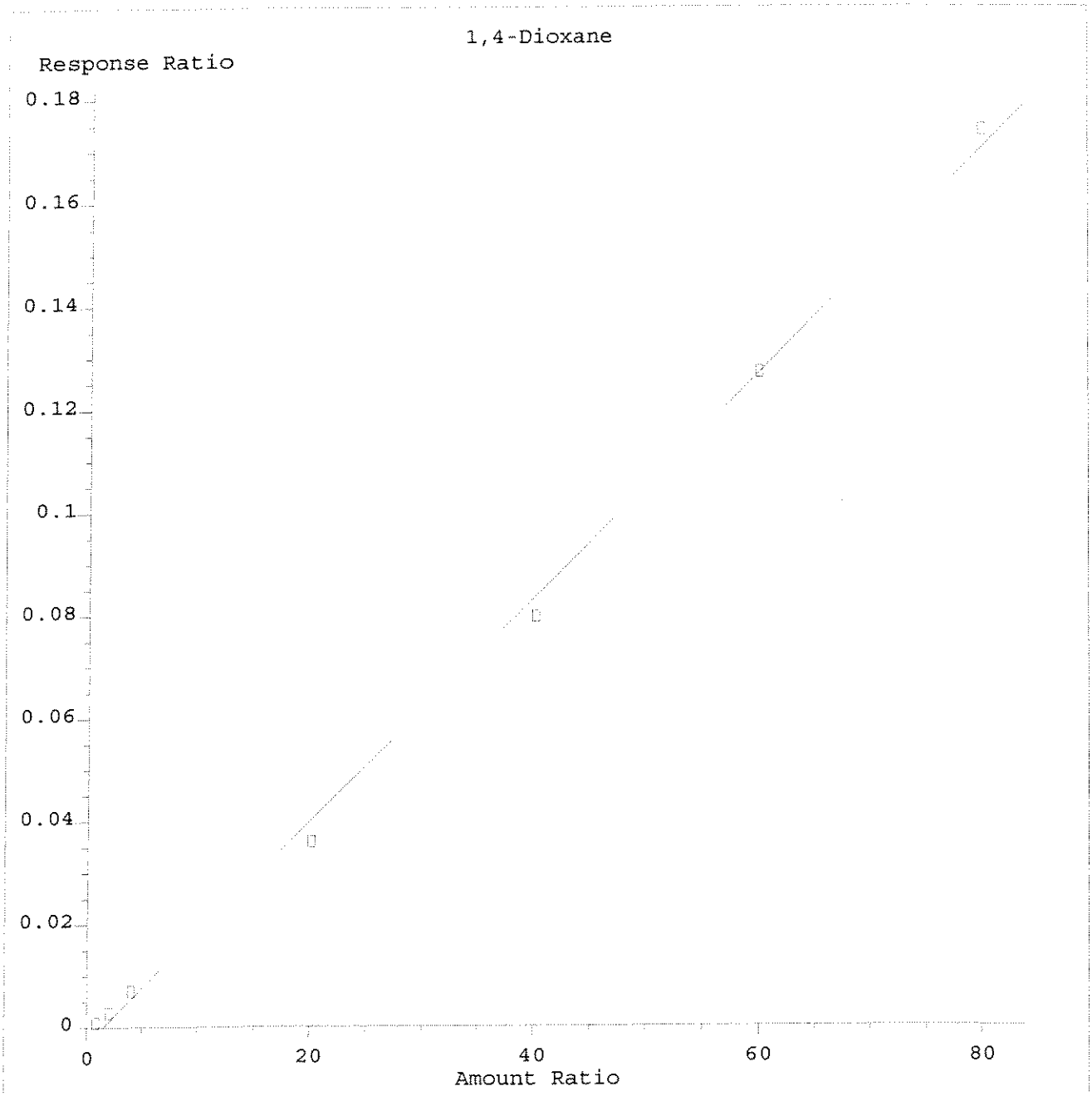

Resp Ratio = 2.17e-003 * Amt - 3.18e-003
Coef of Det (r^2) = 0.998 Curve Fit: Linear

Method Name: J:\ACQUDATA\MSVOA10\METHODS\WAT1110.M
Calibration Table Last Updated: Sun Nov 11 13:11:53 2007

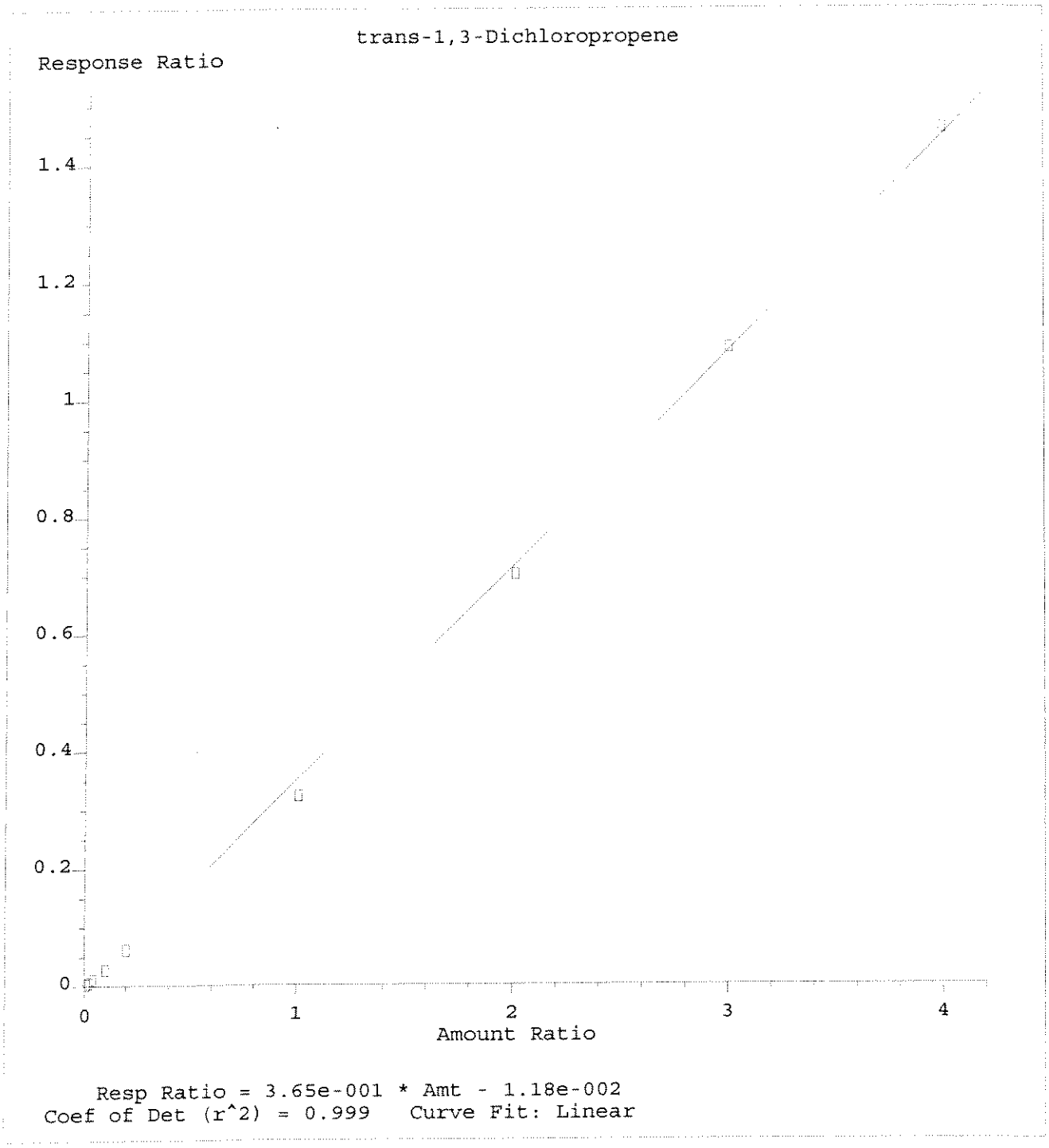

Method Name: J:\ACQUDATA\MSVOA10\METHODS\WAT1110.M
Calibration Table Last Updated: Sun Nov 11 13:14:35 2007

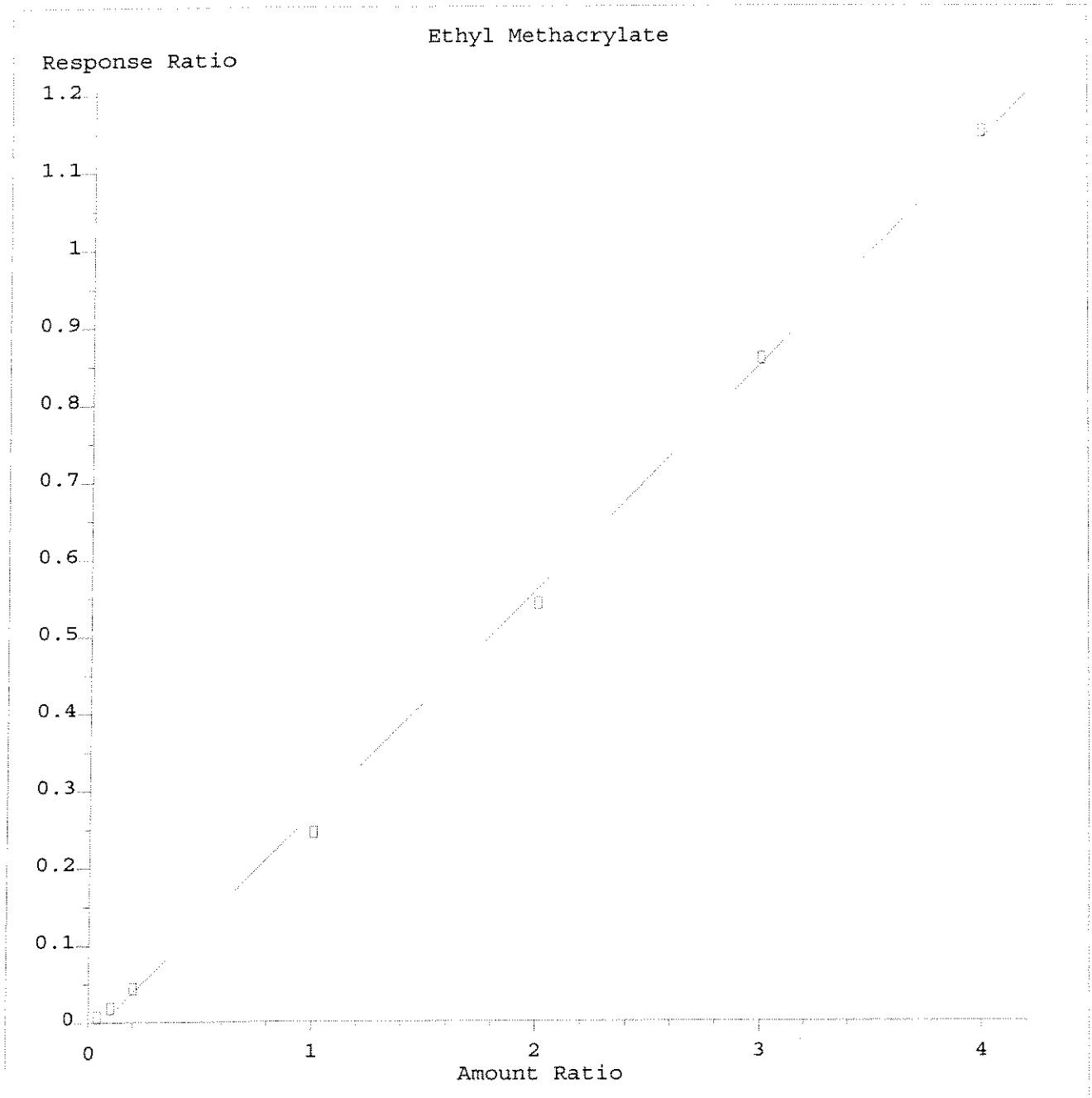

Resp Ratio = 2.90e-001 * Amt - 1.92e-002
Coef of Det (r^2) = 0.999 Curve Fit: Linear

Method Name: J:\ACQUDATA\MSVOA10\METHODS\WAT1110.M
Calibration Table Last Updated: Sun Nov 11 13:15:14 2007

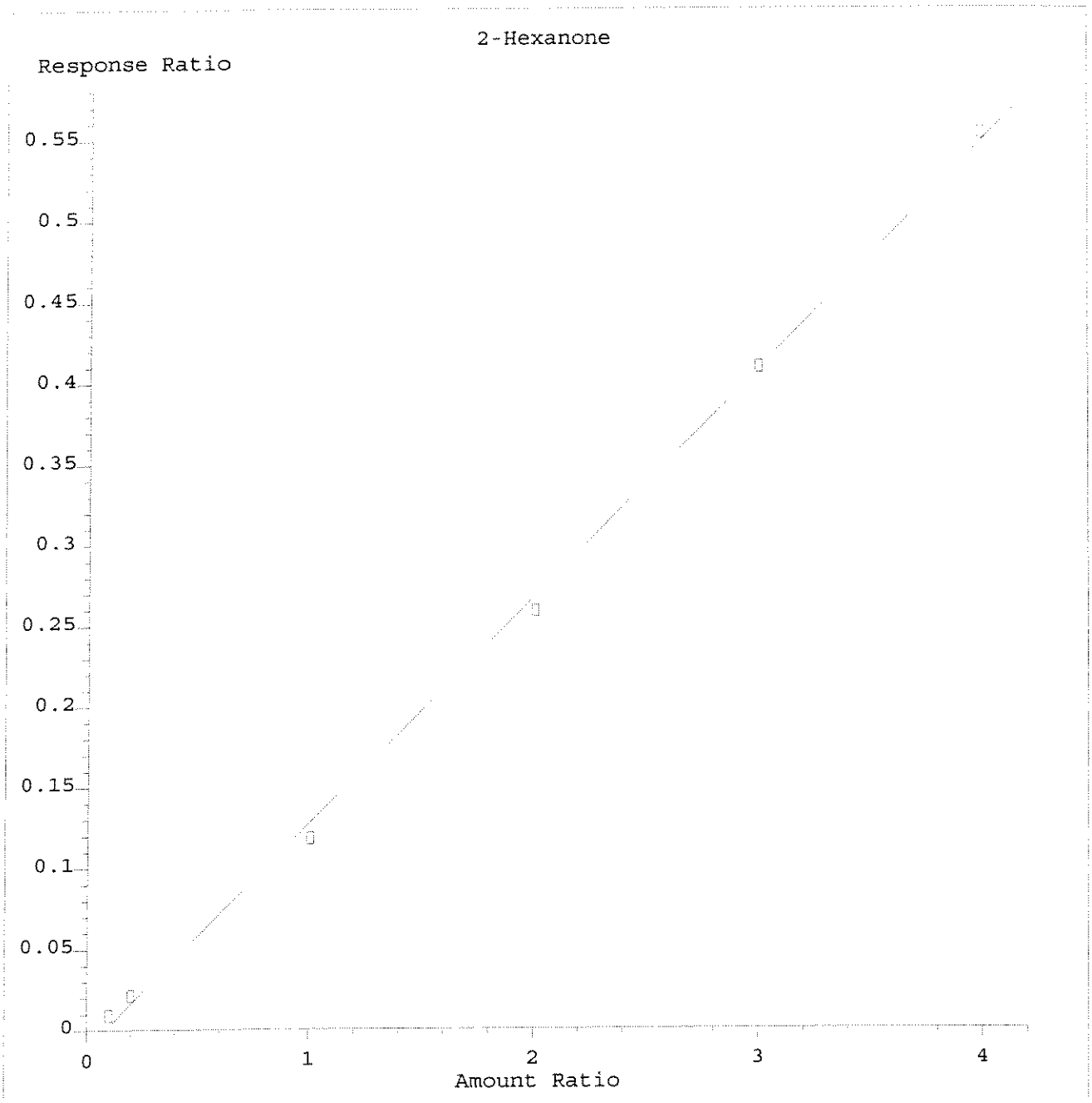

Resp Ratio = 1.40e-001 * Amt - 1.18e-002
Coef of Det (r^2) = 0.999 Curve Fit: Linear

Method Name: J:\ACQUDATA\MSVOA10\METHODS\WAT1110.M
Calibration Table Last Updated: Sun Nov 11 13:16:01 2007

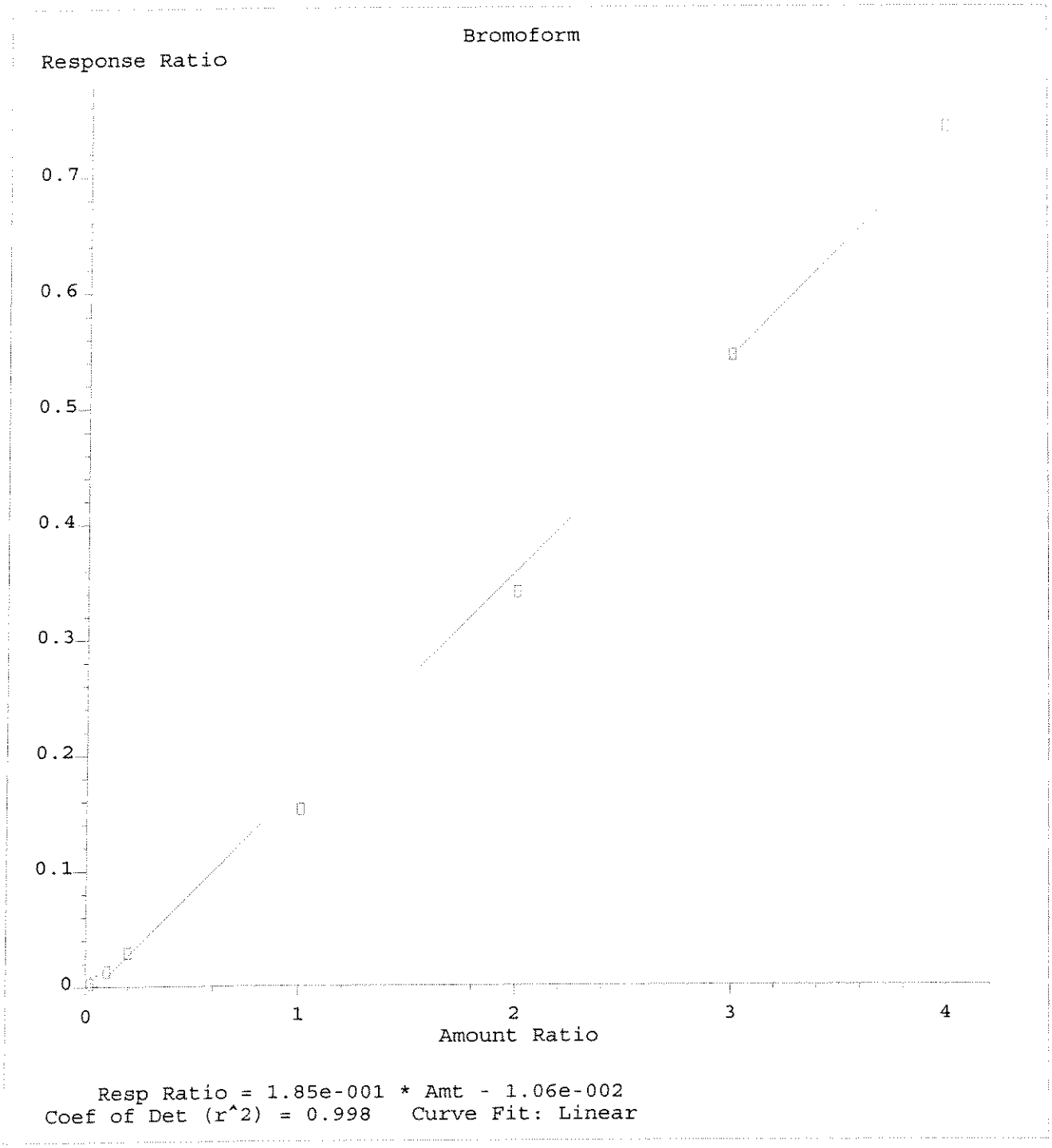

Method Name: J:\ACQUDATA\MSVOA10\METHODS\WAT1110.M
Calibration Table Last Updated: Sun Nov 11 13:16:53 2007

Quantitation Report (QT Reviewed)

Sample : .5PPB
Data File : J:\ACQUDATA\msvoa10\data\111007\A6232.D Vial: 6
Acq On : 10 Nov 2007 5:49 pm
Operator : B.ALLGEIER
InstName : MSVOA10
Misc :

Quant Time: Nov 11 12:57:01 2007
Quant Method : J:\ACQUDATA\MSVOA10\METHODS\WAT1110.M
Quant Title : MS#10 - 8260B WATERS 10mL Purge
QLast Update : Sun Nov 11 12:54:35 2007
Response via : Initial Calibration

Compound	R.T.	QIon	Response	Conc Units	Dev(Min)
Internal Standards					
1) Pentafluorobenzene	4.440	168	851685	50.00 ug/L	0.00
40) 1,4-Difluorobenzene	5.641	114	1280161	50.00 ug/L	0.00
67) d5-Chlorobenzene	8.860	117	1233568	50.00 ug/L	0.00
83) 1,4-Dichlorobenzene-d4	10.853	152	719014	50.00 ug/L	0.00
System Monitoring Compounds					
42) surr4,Dibrflmethane	4.354	113	391966	54.31 ug/L	0.00
Spiked Amount 50.000			Recovery	= 108.62%	
45) surr1,1,2-dichloroetha...	4.891	65	421355	54.68 ug/L	0.00
Spiked Amount 50.000			Recovery	= 109.36%	
61) SURR3,Toluene-d8	7.451	98	1471792	54.06 ug/L	0.00
Spiked Amount 50.000			Recovery	= 108.12%	
66) SURR2,BFB	9.896	95	620472	53.01 ug/L	0.00
Spiked Amount 50.000			Recovery	= 106.02%	
Target Compounds					Qvalue
2) Dichlorodifluoromethane	1.184	85	3394	0.50 ug/L	90
3) Chloromethane	1.294	50	4078	0.53 ug/L	100
4) Vinyl Chloride	1.355	62	3668	0.53 ug/L	99
5) Bromomethane	1.556	94	1587	0.43 ug/L	91
6) Chloroethane	1.611	64	1729	0.49 ug/L	73
7) Freon 21	1.721	67	6552	0.49 ug/L	92
8) Trichlorofluoromethane	1.770	101	5215	0.52 ug/L	96
9) Diethyl Ether	1.934	59	2100	0.50 ug/L	98
10) Freon 123a	1.934	67	3908	0.55 ug/L	96
11) Freon 123	1.971	83	4307	0.52 ug/L	87
12) Acrolein	2.026	56	404	1.22 ug/L	79
13) 1,1-Diclethene	2.105	96	2557	0.53 ug/L	99
14) Freon 113	2.093	101	2763	0.51 ug/L	94
15) Acetone	2.123	43	1286	0.97 ug/L	87
16) 2-Propanol	2.202	45	2072	7.98 ug/L #	66
18) Carbon Disulfide	2.276	76	9597	0.51 ug/L	99
19) Acetonitrile	2.324	41	708	2.23 ug/L #	1
20) Allyl Chloride	2.355	41	5210	0.51 ug/L	97
21) Methyl Acetate	2.367	43	2118	0.50 ug/L	99
22) Methylene Chloride	2.452	84	3719	0.59 ug/L #	76
23) TBA	2.513	59	3423	9.69 ug/L	98
24) Acrylonitrile	2.647	53	3274	2.20 ug/L	95
25) Methyl-t-Butyl Ether	2.672	73	6001	0.43 ug/L #	96
26) trans-1,2-Dichloroethene	2.678	96	3007	0.49 ug/L	97
27) 1,1-Diclethane	3.068	63	5447	0.48 ug/L	99
28) Vinyl Acetate	3.105	43	2514	0.53 ug/L	94
29) 2-Chloro-1,3-Butadiene	3.160	53	3678	0.43 ug/L	91
30) 2,2-Dichloropropane	3.708	77	3602	0.49 ug/L	95
31) cis-1,2-Dichloroethene	3.696	96	3290	0.50 ug/L	96
32) 2-Butanone	3.726	43	831	0.40 ug/L	94
34) Propionitrile	3.800	54	1273	2.36 ug/L #	57
35) Bromochloromethane	4.013	130	2364	0.56 ug/L	89
36) Methacrylonitrile	3.995	67	751	0.46 ug/L #	59
37) Tetrahydrofuran	4.080	42	900	0.69 ug/L #	59
38) Chloroform	4.123	83	5415	0.47 ug/L	97

Quantitation Report (QT Reviewed)

Sample : .5PPB
Data File : J:\ACQUDATA\msvoa10\data\111007\A6232.D Vial: 6
Acq On : 10 Nov 2007 5:49 pm
Operator : B.ALLGEIER
InstName : MSVOA10
Misc :

Quant Time: Nov 11 12:57:01 2007
Quant Method : J:\ACQUDATA\MSVOA10\METHODS\WAT1110.M
Quant Title : MS#10 - 8260B WATERS 10mL Purge
QLast Update : Sun Nov 11 12:54:35 2007
Response via : Initial Calibration

Compound	R.T.	QIon	Response	Conc Units	Dev(Min)
39) 1,1,1-Trichloroethane	4.391	97	4752	0.49 ug/L #	1
41) Cyclohexane	4.464	41	3889	0.55 ug/L	89
43) Carbontetrachloride	4.641	121	1320	0.48 ug/L	96
44) 1,1-Dichloropropene	4.647	75	4157	0.48 ug/L	93
46) Benzene	4.995	78	13021	0.51 ug/L #	91
47) 1,2-Dichloroethane	5.025	62	4374	0.51 ug/L #	91
48) Iso-Butyl Alcohol	4.897	43	1047	5.62 ug/L	96
49) n-Heptane	5.476	43	4252	0.50 ug/L	96
50) Trichloroethene	5.988	130	3477	0.48 ug/L	98
51) Methylcyclohexane	6.238	55	3989	0.47 ug/L	84
52) 1,2-Diclpropane	6.281	63	3238	0.50 ug/L #	86
53) Dibromomethane	6.427	93	1769	0.49 ug/L	87
55) Methyl Methacrylate	6.488	69	1072	0.37 ug/L #	76
56) Bromodichloromethane	6.641	83	3889	0.47 ug/L	99
58) 2-Chloroethylvinyl Ether	7.025	63	1078	0.36 ug/L #	83
59) cis-1,3-Dichloropropene	7.165	75	3690	0.41 ug/L	93
60) 4-Methyl-2-pentanone	7.354	43	1697	0.43 ug/L #	78
62) Toluene	7.518	91	13501	0.50 ug/L	99
63) trans-1,3-Dichloropropene	7.768	75	3258	0.42 ug/L #	94
64) Ethyl Methacrylate	7.890	69	1982	0.33 ug/L	94
65) 1,1,2-Trichloroethane	7.945	97	2249	0.46 ug/L	93
68) Tetrachloroethene	8.073	164	2869	0.49 ug/L #	78
69) 2-Hexanone	8.213	43	1093	0.37 ug/L #	94
70) 1,3-Dichloropropane	8.110	76	4053	0.49 ug/L #	90
71) Dibromochloromethane	8.323	129	2777	0.45 ug/L	92
72) 1,2-Dibromoethane	8.421	107	2254	0.47 ug/L #	96
73) Chlorobenzene	8.884	112	9307	0.49 ug/L	93
74) 1,1,1,2-Tetrachloroethane	8.963	131	2794	0.44 ug/L	91
75) Ethylbenzene	8.994	106	4161	0.44 ug/L	97
76) (m+p)Xylene	9.103	106	10556	0.90 ug/L	99
77) o-Xylene	9.445	106	5397	0.47 ug/L	96
78) Styrene	9.463	104	7245	0.38 ug/L	95
79) Bromoform	9.616	173	1693	0.45 ug/L #	83
80) Isopropylbenzene	9.768	105	12216	0.42 ug/L #	98
81) Cyclohexanone	9.847	55	1655	7.41 ug/L	94
82) trans-1,4-Dichloro-2-B...	10.073	53	506	0.47 ug/L #	63
84) 1,1,2,2-Tetrachloroethane	10.030	83	2683	0.48 ug/L #	95
85) Bromobenzene	10.018	156	4104	0.49 ug/L	95
86) 1,2,3-Trichloropropane	10.055	110	740	0.45 ug/L	94
87) n-Propylbenzene	10.115	91	15668	0.44 ug/L	98
88) 2-Chlorotoluene	10.183	91	10218	0.48 ug/L #	95
89) 4-Chlorotoluene	10.274	91	10890	0.44 ug/L	98
90) 1,3,5-Trimethylbenzene	10.262	105	10425	0.42 ug/L	91
91) tert-Butylbenzene	10.536	119	9167	0.42 ug/L	97
92) 1,2,4-Trimethylbenzene	10.573	105	9974	0.40 ug/L #	97
93) sec-Butylbenzene	10.713	105	12671	0.42 ug/L	99
94) p-Isopropyltoluene	10.829	119	11673	0.41 ug/L	95
95) 1,3-Dclbenz	10.798	146	7787	0.47 ug/L	92
96) 1,4-Dclbenz	10.871	146	8696	0.50 ug/L	92
97) n-Butylbenzene	11.158	91	10025	0.40 ug/L #	87
98) 1,2-Dclbenz	11.164	146	7056	0.45 ug/L	90
99) 1,2-Dibromo-3-chloropr...	11.725	157	471	0.39 ug/L #	84

Quantitation Report (QT Reviewed)

Sample : .5PPB
Data File : J:\ACQUDATA\msvoa10\data\111007\A6232.D Vial: 6
Acq On : 10 Nov 2007 5:49 pm
Operator : B.ALLGEIER
InstName : MSVOA10
Misc :

Quant Time: Nov 11 12:57:01 2007
Quant Method : J:\ACQUDATA\MSVOA10\METHODS\WAT1110.M
Quant Title : MS#10 - 8260B WATERS 10mL Purge
QLast Update : Sun Nov 11 12:54:35 2007
Response via : Initial Calibration

Compound	R.T.	QIon	Response	Conc Units	Dev(Min)
101) 1,2,4-Tcbenzene	12.237	180	5057	0.45 ug/L	92
102) Hexachlorobt	12.335	225	2500	0.47 ug/L	97
103) Naphthalen	12.383	128	7457	0.37 ug/L	98
104) 1,2,3-Tclbenzene	12.517	180	4701	0.46 ug/L	98

(#) = qualifier out of range (m) = manual integration (+) = signals summed

```
Sample      : .5PPB
Data File : J:\ACQUDATA\msvoa10\data\111007\A6232.D        Vial: 6
Acq On      : 10 Nov 2007   5:49 pm
Operator    : B.ALLGEIER
InstName    : MSVOA10
Misc        :

Quant Time: Nov 11 12:57:01 2007
Quant Method : J:\ACQUDATA\MSVOA10\METHODS\WAT1110.M
Quant Title   : MS#10 - 8260B WATERS 10mL Purge
QLast Update : Sun Nov 11 12:54:35 2007
Response via : Initial Calibration
```

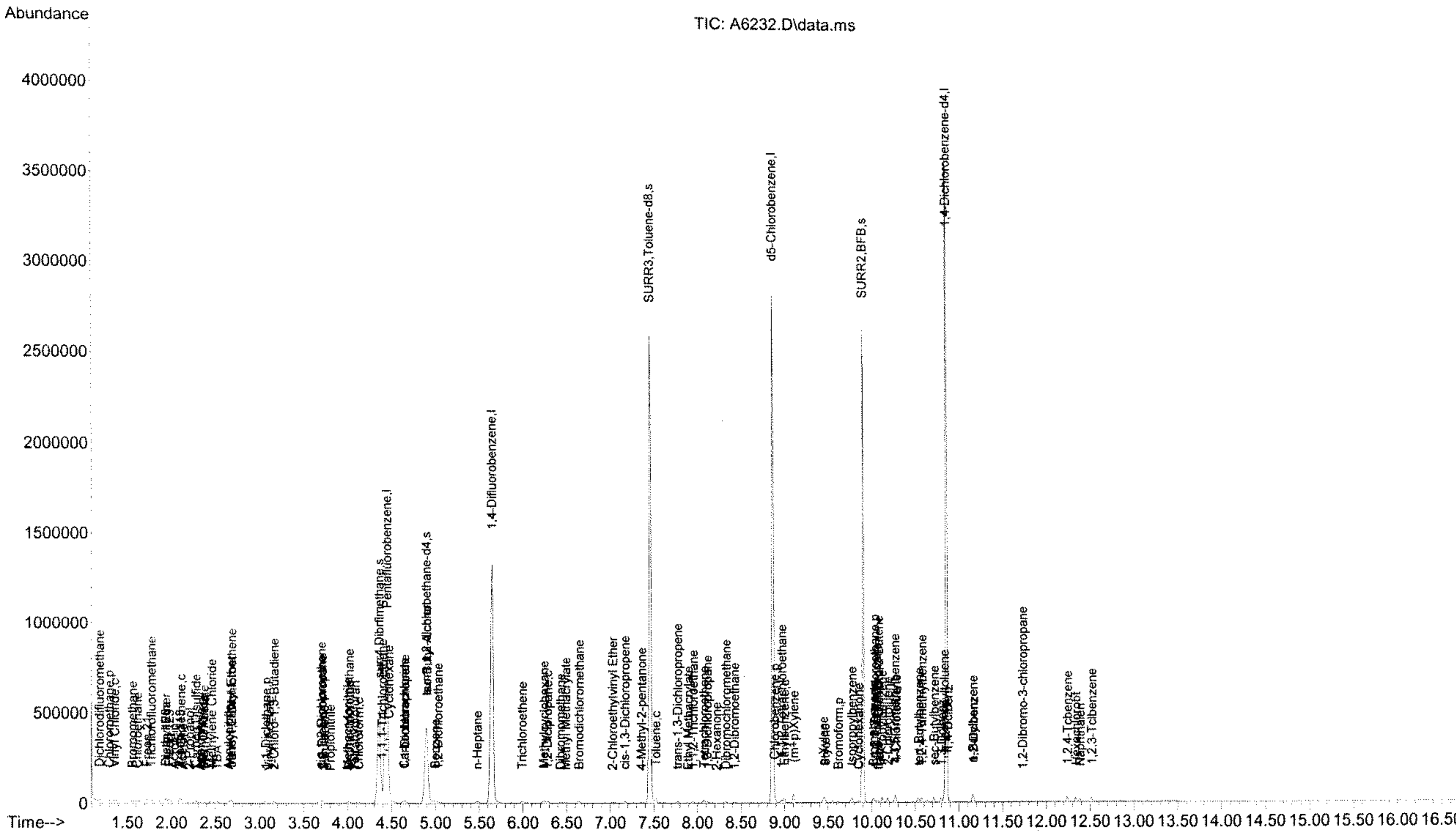

Quantitation Report (QT Reviewed)

Sample : 1PPB
Data File : J:\ACQUDATA\msvoa10\data\111007\A6233.D Vial: 7
Acq On : 10 Nov 2007 6:19 pm
Operator : B.ALLGEIER
InstName : MSVOA10
Misc :

Quant Time: Nov 11 13:00:31 2007
Quant Method : J:\ACQUDATA\MSVOA10\METHODS\WAT1110.M
Quant Title : MS#10 - 8260B WATERS 10mL Purge
QLast Update : Sun Nov 11 12:54:35 2007
Response via : Initial Calibration

Compound	R.T.	QIon	Response	Conc	Units	Dev(Min)
Internal Standards						
1) Pentafluorobenzene	4.440	168	847751	50.00	ug/L	0.00
40) 1,4-Difluorobenzene	5.641	114	1275218	50.00	ug/L	0.00
67) d5-Chlorobenzene	8.860	117	1235694	50.00	ug/L	0.00
83) 1,4-Dichlorobenzene-d4	10.853	152	727353	50.00	ug/L	0.00
System Monitoring Compounds						
42) surr4,Dibrflmethane	4.354	113	389442	54.17	ug/L	0.00
Spiked Amount 50.000			Recovery	=	108.34%	
45) surr1,1,2-dichloroetha...	4.891	65	421433	54.91	ug/L	0.00
Spiked Amount 50.000			Recovery	=	109.82%	
61) SURR3,Toluene-d8	7.451	98	1467090	54.10	ug/L	0.00
Spiked Amount 50.000			Recovery	=	108.20%	
66) SURR2,BFB	9.896	95	628783	53.93	ug/L	0.00
Spiked Amount 50.000			Recovery	=	107.86%	
Target Compounds						Qvalue
2) Dichlorodifluoromethane	1.184	85	6661	0.98	ug/L	95
3) Chloromethane	1.294	50	8030	1.05	ug/L	94
4) Vinyl Chloride	1.355	62	7029	1.01	ug/L	97
5) Bromomethane	1.556	94	3486	0.95	ug/L	99
6) Chloroethane	1.617	64	3470	0.98	ug/L	98
7) Freon 21	1.721	67	13903	1.04	ug/L	98
8) Trichlorofluoromethane	1.770	101	10504	1.06	ug/L	98
9) Diethyl Ether	1.934	59	3928	0.95	ug/L	90
10) Freon 123a	1.934	67	7140	1.02	ug/L	98
11) Freon 123	1.971	83	8252	1.00	ug/L	90
12) Acrolein	2.026	56	688	2.09	ug/L	93
13) 1,1-Diclethene	2.105	96	4717	0.99	ug/L	94
14) Freon 113	2.099	101	5389	1.00	ug/L	95
15) Acetone	2.123	43	2191	1.67	ug/L	81
16) 2-Propanol	2.202	45	4574	17.69	ug/L	93
17) Iodomethane	2.221	142	2356	0.33	ug/L	82
18) Carbon Disulfide	2.276	76	18293	0.98	ug/L	98
19) Acetonitrile	2.330	41	1798	5.69	ug/L #	48
20) Allyl Chloride	2.361	41	9118	0.90	ug/L	95
21) Methyl Acetate	2.361	43	4101	0.98	ug/L #	93
22) Methylene Chloride	2.446	84	6730	1.07	ug/L	95
23) TBA	2.513	59	6315	17.97	ug/L	92
24) Acrylonitrile	2.647	53	6805	4.59	ug/L	99
25) Methyl-t-Butyl Ether	2.672	73	12638	0.90	ug/L #	97
26) trans-1,2-Dichloroethene	2.678	96	5988	0.99	ug/L	96
27) 1,1-Diclethane	3.062	63	11036	0.99	ug/L	98
28) Vinyl Acetate	3.099	43	4698	0.99	ug/L	91
29) 2-Chloro-1,3-Butadiene	3.160	53	7457	0.88	ug/L	86
30) 2,2-Dichloropropane	3.708	77	7276	0.99	ug/L #	92
31) cis-1,2-Dichloroethene	3.702	96	6094	0.93	ug/L	89
32) 2-Butanone	3.720	43	2031	0.98	ug/L #	88
34) Propionitrile	3.800	54	1960	3.65	ug/L #	84
35) Bromochloromethane	4.013	130	4265	1.01	ug/L	94
36) Methacrylonitrile	4.001	67	1416	0.87	ug/L	91
37) Tetrahydrofuran	4.092	42	1111	0.85	ug/L #	64

Quantitation Report (QT Reviewed)

Sample : 1PPB
Data File : J:\ACQUDATA\msvoa10\data\111007\A6233.D Vial: 7
Acq On : 10 Nov 2007 6:19 pm
Operator : B.ALLGEIER
InstName : MSVOA10
Misc :

Quant Time: Nov 11 13:00:31 2007
Quant Method : J:\ACQUDATA\MSVOA10\METHODS\WAT1110.M
Quant Title : MS#10 - 8260B WATERS 10mL Purge
QLast Update : Sun Nov 11 12:54:35 2007
Response via : Initial Calibration

Compound	R.T.	QIon	Response	Conc	Units		Dev(Min)
38) Chloroform	4.123	83	11322	0.99	ug/L		98
39) 1,1,1-Trichloroethane	4.385	97	9137	0.95	ug/L	#	70
41) Cyclohexane	4.464	41	6936	0.98	ug/L		87
43) Carbontetrachloride	4.647	121	2404	0.87	ug/L		82
44) 1,1-Dichloropropene	4.641	75	8072	0.94	ug/L	#	93
46) Benzene	4.989	78	25033	0.98	ug/L	#	95
47) 1,2-Dichloroethane	5.025	62	8740	1.02	ug/L		93
48) Iso-Butyl Alcohol	4.885	43	2986	16.08	ug/L	#	71
49) n-Heptane	5.482	43	7837	0.93	ug/L		93
50) Trichloroethene	5.988	130	6598	0.92	ug/L		96
51) Methylcyclohexane	6.238	55	7811	0.93	ug/L	#	90
52) 1,2-Diclpropane	6.287	63	5829	0.90	ug/L		93
53) Dibromomethane	6.427	93	3531	0.99	ug/L		87
54) 1,4-Dioxane	6.494	88	670m	15.06	ug/L	DAN/11	
55) Methyl Methacrylate	6.494	69	2221	0.78	ug/L		96
56) Bromodichloromethane	6.641	83	7792	0.94	ug/L		95
58) 2-Chloroethylvinyl Ether	7.025	63	2185	0.74	ug/L		100
59) cis-1,3-Dichloropropene	7.165	75	7657	0.85	ug/L	#	90
60) 4-Methyl-2-pentanone	7.354	43	3288	0.83	ug/L		95
62) Toluene	7.518	91	25471	0.95	ug/L		97
63) trans-1,3-Dichloropropene	7.768	75	6294	0.81	ug/L		92
64) Ethyl Methacrylate	7.890	69	4191	0.69	ug/L		93
65) 1,1,2-Trichloroethane	7.951	97	4761	0.98	ug/L	#	86
68) Tetrachloroethene	8.073	164	5544	0.94	ug/L		94
69) 2-Hexanone	8.213	43	2094	0.71	ug/L	#	84
70) 1,3-Dichloropropane	8.110	76	8178	0.98	ug/L		92
71) Dibromochloromethane	8.323	129	5362	0.87	ug/L		91
72) 1,2-Dibromoethane	8.421	107	4396	0.91	ug/L	#	97
73) Chlorobenzene	8.884	112	17995	0.96	ug/L		95
74) 1,1,1,2-Tetrachloroethane	8.963	131	5632	0.88	ug/L		96
75) Ethylbenzene	8.994	106	8938	0.94	ug/L		90
76) (m+p)Xylene	9.104	106	20793	1.78	ug/L		95
77) o-Xylene	9.451	106	9737	0.85	ug/L		78
78) Styrene	9.463	104	14980	0.79	ug/L		91
79) Bromoform	9.616	173	3107	0.83	ug/L		96
80) Isopropylbenzene	9.768	105	25461	0.88	ug/L		99
81) Cyclohexanone	9.841	55	3926	17.54	ug/L		100
82) trans-1,4-Dichloro-2-B...	10.073	53	946	0.87	ug/L	#	73
84) 1,1,2,2-Tetrachloroethane	10.024	83	5633	1.00	ug/L		89
85) Bromobenzene	10.018	156	7978	0.94	ug/L		93
86) 1,2,3-Trichloropropane	10.061	110	1585	0.96	ug/L		97
87) n-Propylbenzene	10.116	91	31742	0.89	ug/L		99
88) 2-Chlorotoluene	10.183	91	19549	0.91	ug/L		99
89) 4-Chlorotoluene	10.274	91	23437	0.93	ug/L		100
90) 1,3,5-Trimethylbenzene	10.268	105	21046	0.84	ug/L		99
91) tert-Butylbenzene	10.536	119	18867	0.85	ug/L	#	93
92) 1,2,4-Trimethylbenzene	10.573	105	21360	0.84	ug/L	#	98
93) sec-Butylbenzene	10.713	105	26659	0.87	ug/L		97
94) p-Isopropyltoluene	10.829	119	24768	0.86	ug/L		98
95) 1,3-Dclbenz	10.798	146	15939	0.95	ug/L		97
96) 1,4-Dclbenz	10.871	146	17329	0.99	ug/L		98
97) n-Butylbenzene	11.158	91	21209	0.84	ug/L		97

Quantitation Report (QT Reviewed)

Sample : 1PPB
Data File : J:\ACQUDATA\msvoa10\data\111007\A6233.D Vial: 7
Acq On : 10 Nov 2007 6:19 pm
Operator : B.ALLGEIER
InstName : MSVOA10
Misc :

Quant Time: Nov 11 13:00:31 2007
Quant Method : J:\ACQUDATA\MSVOA10\METHODS\WAT1110.M
Quant Title : MS#10 - 8260B WATERS 10mL Purge
QLast Update : Sun Nov 11 12:54:35 2007
Response via : Initial Calibration

Compound	R.T.	QIon	Response	Conc Units	Dev(Min)
98) 1,2-Dclbenz	11.164	146	15147	0.95 ug/L	98
99) 1,2-Dibromo-3-chloropr...	11.719	157	877	0.72 ug/L #	82
101) 1,2,4-Tcbenzene	12.237	180	10537	0.92 ug/L	95
102) Hexachlorobt	12.335	225	5069	0.93 ug/L	91
103) Naphthalen	12.383	128	16078	0.79 ug/L	97
104) 1,2,3-Tclbenzene	12.518	180	9826	0.94 ug/L	100

(#) = qualifier out of range (m) = manual integration (+) = signals summed

Quantitation Report (Qedit)

Sample : 1PPB
Data File : J:\ACQUDATA\msvoa10\data\111007\A6233.D Vial: 7
Acq On : 10 Nov 2007 6:19 pm
Operator : B.ALLGEIER
InstName : MSVOA10
Misc :

Quant Time: Nov 11 12:57:10 2007
Quant Method : J:\ACQUDATA\MSVOA10\METHODS\WAT1110.M
Quant Title : MS#10 - 8260B WATERS 10mL Purge
QLast Update : Sun Nov 11 12:54:35 2007
Response via : Initial Calibration

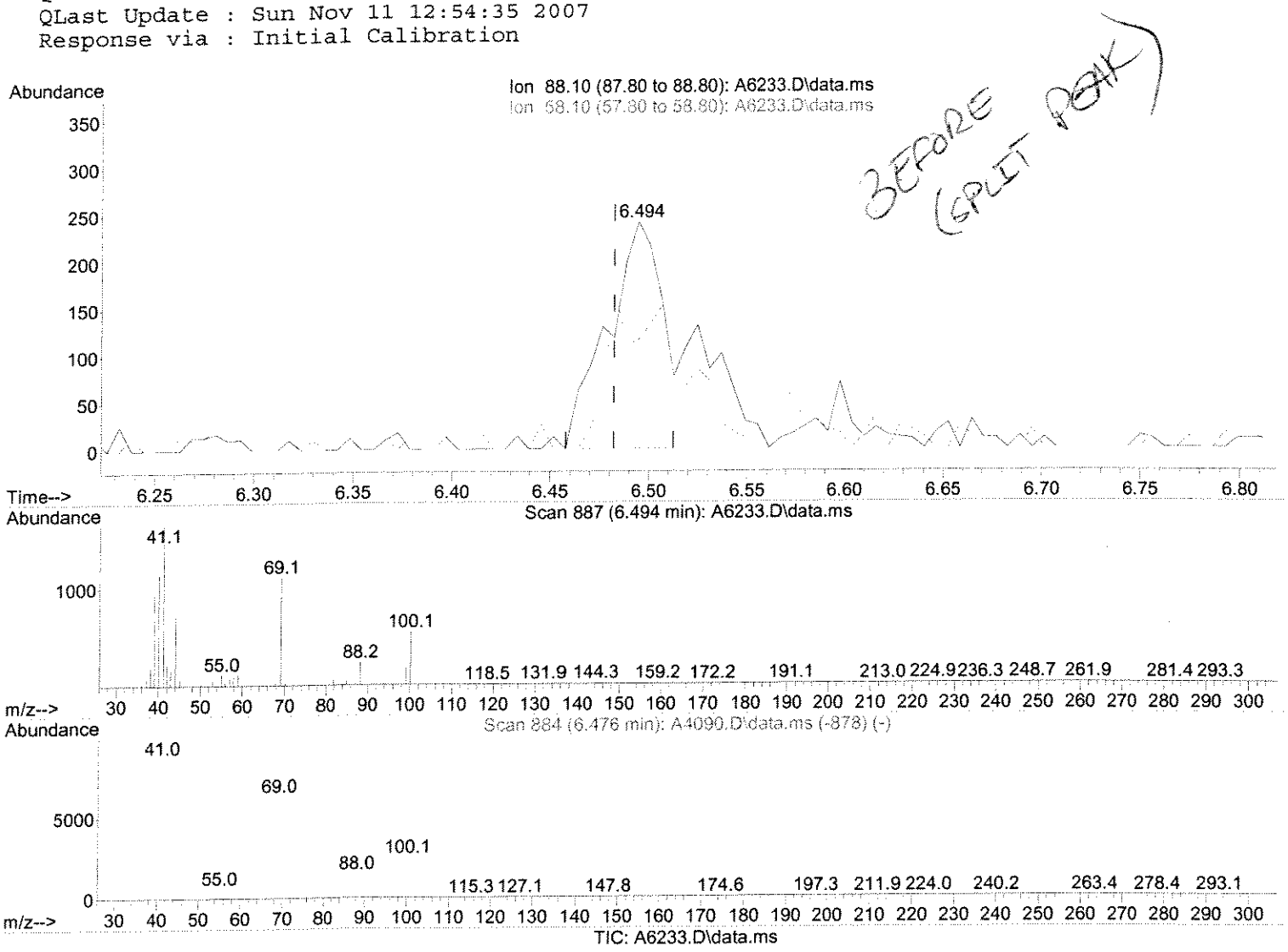

(54) 1,4-Dioxane

6.494min (+0.012) 10.61 ug/L

response 472

Ion	Exp%	Act%
88.10	100	100
58.10	72.50	48.13#
0.00	0.00	0.00
0.00	0.00	0.00

Quantitation Report (Qedit)

Sample : 1PPB
Data File : J:\ACQUDATA\msvoa10\data\111007\A6233.D Vial: 7
Acq On : 10 Nov 2007 6:19 pm
Operator : B.ALLGEIER
InstName : MSVOA10
Misc :

Quant Time: Nov 11 12:57:10 2007
Quant Method : J:\ACQUDATA\MSVOA10\METHODS\WAT1110.M
Quant Title : MS#10 - 8260B WATERS 10mL Purge
QLast Update : Sun Nov 11 12:54:35 2007
Response via : Initial Calibration

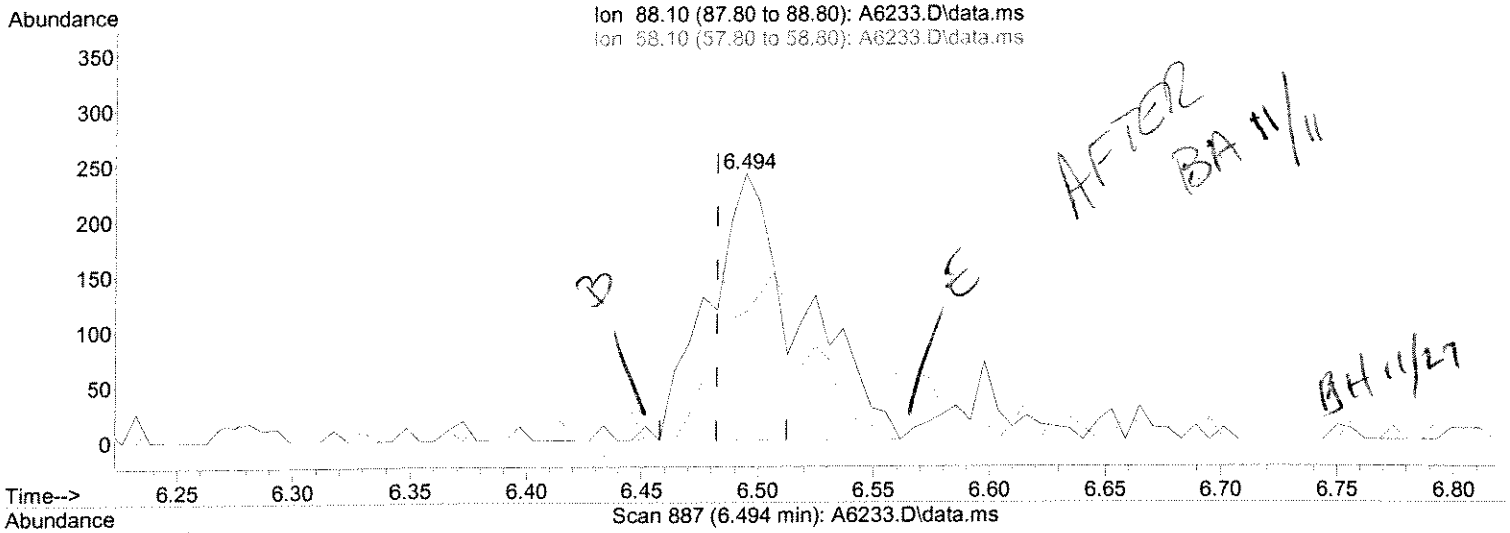

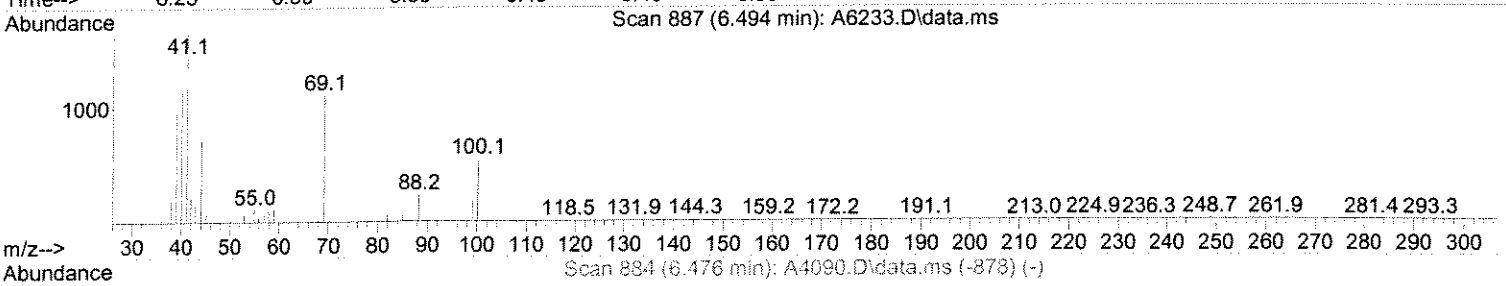

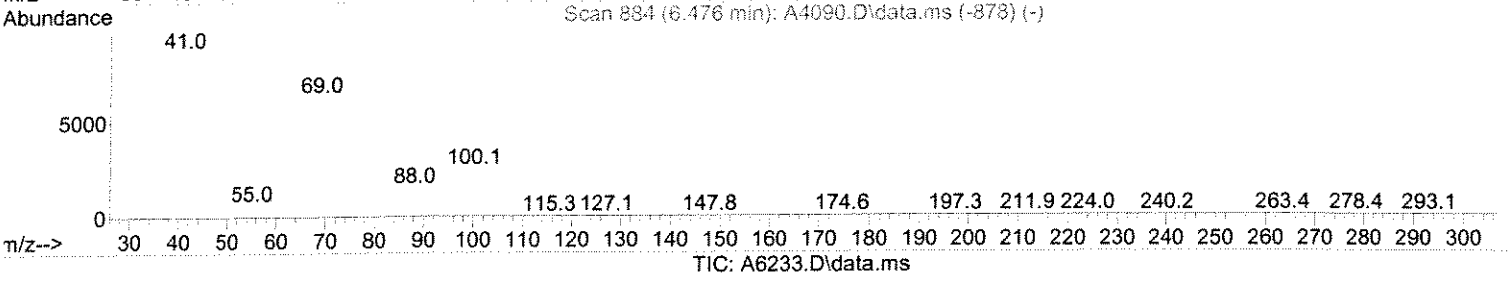

(54) 1,4-Dioxane

6.494min (+0.012) 15.06 ug/L m

response 670

Ion	Exp%	Act%
88.10	100	100
58.10	72.50	48.13#
0.00	0.00	0.00
0.00	0.00	0.00

Sample : 1PPB
Data File : J:\ACQUDATA\msvoa10\data\111007\A6233.D Vial: 7
Acq On : 10 Nov 2007 6:19 pm
Operator : B.ALLGEIER
InstName : MSVOA10
Misc :

Quant Time: Nov 11 13:00:31 2007
Quant Method : J:\ACQUDATA\MSVOA10\METHODS\WAT1110.M
Quant Title : MS#10 - 8260B WATERS 10mL Purge
QLast Update : Sun Nov 11 12:54:35 2007
Response via : Initial Calibration

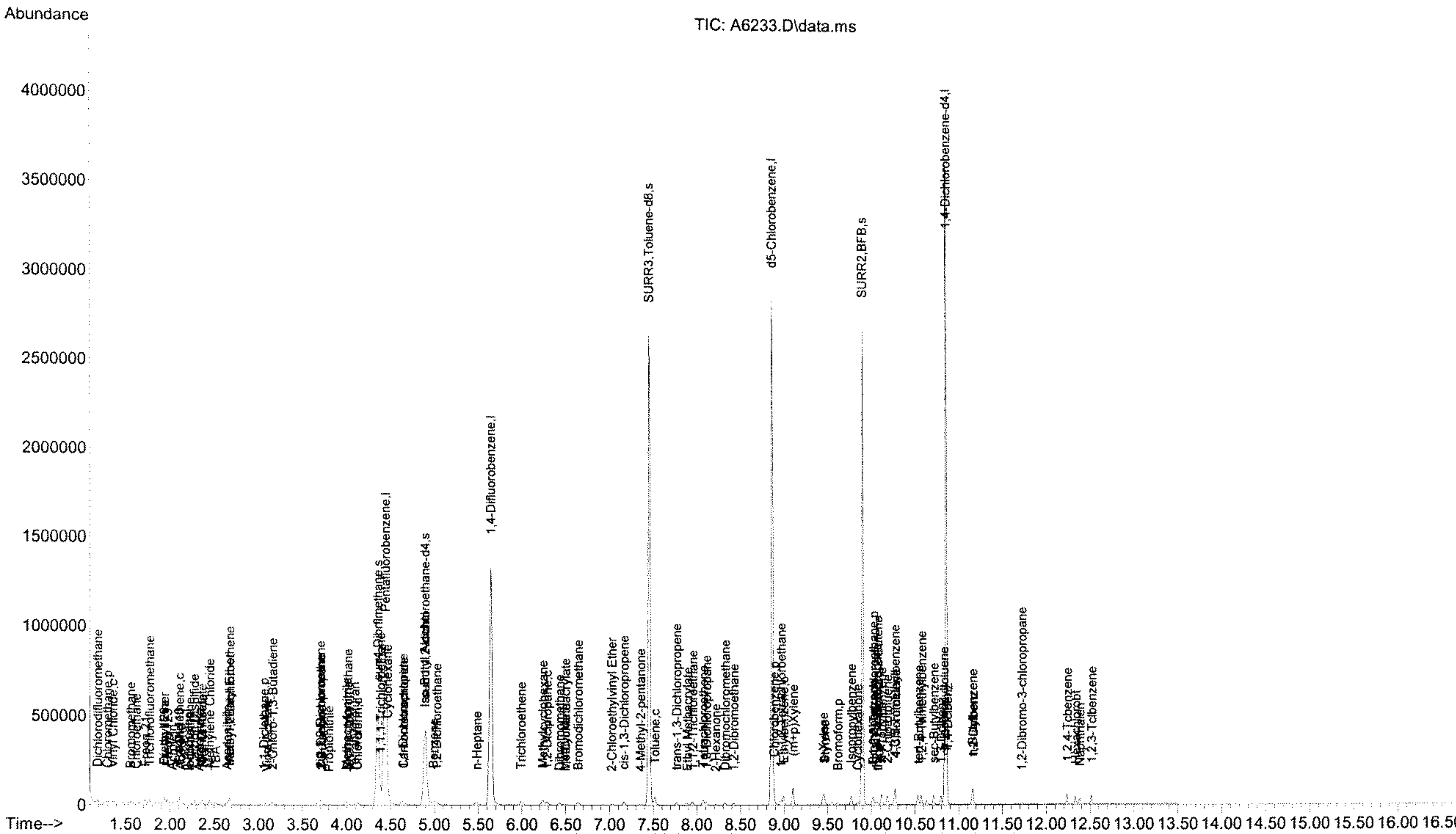

Quantitation Report (QT Reviewed)

Sample : 2PPB
Data File : J:\ACQUDATA\msvoa10\data\111007\A6234.D Vial: 8
Acq On : 10 Nov 2007 6:49 pm
Operator : B.ALLGEIER
InstName : MSVOA10
Misc :

Quant Time: Nov 11 13:01:55 2007
Quant Method : J:\ACQUDATA\MSVOA10\METHODS\WAT1110.M
Quant Title : MS#10 - 8260B WATERS 10mL Purge
QLast Update : Sun Nov 11 12:54:35 2007
Response via : Initial Calibration

Compound	R.T.	QIon	Response	Conc	Units	Dev(Min)
Internal Standards						
1) Pentafluorobenzene	4.440	168	848818	50.00	ug/L	0.00
40) 1,4-Difluorobenzene	5.641	114	1283682	50.00	ug/L	0.00
67) d5-Chlorobenzene	8.860	117	1235439	50.00	ug/L	0.00
83) 1,4-Dichlorobenzene-d4	10.853	152	724309	50.00	ug/L	0.00
System Monitoring Compounds						
42) surr4,Dibrflmethane	4.354	113	388610	53.69	ug/L	0.00
Spiked Amount 50.000			Recovery = 107.38%			
45) surr1,1,2-dichloroetha...	4.897	65	421843	54.60	ug/L	0.00
Spiked Amount 50.000			Recovery = 109.20%			
61) SURR3,Toluene-d8	7.451	98	1469596	53.83	ug/L	0.00
Spiked Amount 50.000			Recovery = 107.66%			
66) SURR2,BFB	9.896	95	626933	53.42	ug/L	0.00
Spiked Amount 50.000			Recovery = 106.84%			
Target Compounds						Qvalue
2) Dichlorodifluoromethane	1.184	85	12532	1.84	ug/L	97
3) Chloromethane	1.294	50	14876	1.95	ug/L	98
4) Vinyl Chloride	1.355	62	14108	2.03	ug/L	100
5) Bromomethane	1.556	94	7132	1.95	ug/L	91
6) Chloroethane	1.611	64	7778	2.20	ug/L	99
7) Freon 21	1.721	67	28562	2.13	ug/L	97
8) Trichlorofluoromethane	1.769	101	20876	2.10	ug/L	96
9) Diethyl Ether	1.940	59	8387	2.02	ug/L	96
10) Freon 123a	1.934	67	14338	2.04	ug/L	99
11) Freon 123	1.971	83	16730	2.03	ug/L	98
12) Acrolein	2.026	56	3654	11.07	ug/L	84
13) 1,1-Diclethene	2.105	96	9754	2.04	ug/L	96
14) Freon 113	2.093	101	11420	2.11	ug/L	89
15) Acetone	2.129	43	3693	2.81	ug/L	91
16) 2-Propanol	2.196	45	10012	38.67	ug/L	94
17) Iodomethane	2.221	142	5820	0.82	ug/L	90
18) Carbon Disulfide	2.275	76	37310	1.99	ug/L	99
19) Acetonitrile	2.324	41	3382m	10.69	ug/L	
20) Allyl Chloride	2.361	41	20237	1.99	ug/L	97
21) Methyl Acetate	2.361	43	8226	1.96	ug/L #	91
22) Methylene Chloride	2.452	84	13649	2.16	ug/L	97
23) TBA	2.513	59	13055	37.10	ug/L	96
24) Acrylonitrile	2.641	53	14518	9.79	ug/L	89
25) Methyl-t-Butyl Ether	2.672	73	25407	1.81	ug/L #	97
26) trans-1,2-Dichloroethene	2.678	96	12168	2.00	ug/L	91
27) 1,1-Diclethane	3.062	63	22826	2.04	ug/L	95
28) Vinyl Acetate	3.105	43	8575	1.80	ug/L	93
29) 2-Chloro-1,3-Butadiene	3.159	53	16186	1.91	ug/L	97
30) 2,2-Dichloropropane	3.702	77	14137	1.91	ug/L	98
31) cis-1,2-Dichloroethene	3.702	96	13114	2.00	ug/L	90
32) 2-Butanone	3.726	43	4575	2.20	ug/L	96
34) Propionitrile	3.806	54	5173	9.61	ug/L #	89
35) Bromochloromethane	4.013	130	8879	2.09	ug/L #	79
36) Methacrylonitrile	3.989	67	2919	1.78	ug/L	88
37) Tetrahydrofuran	4.080	42	3276	2.51	ug/L #	80

BA 11/11

Quantitation Report (QT Reviewed)

Sample : 2PPB
Data File : J:\ACQUDATA\msvoa10\data\111007\A6234.D Vial: 8
Acq On : 10 Nov 2007 6:49 pm
Operator : B.ALLGEIER
InstName : MSVOA10
Misc :

Quant Time: Nov 11 13:01:55 2007
Quant Method : J:\ACQUDATA\MSVOA10\METHODS\WAT1110.M
Quant Title : MS#10 - 8260B WATERS 10mL Purge
QLast Update : Sun Nov 11 12:54:35 2007
Response via : Initial Calibration

Compound	R.T.	QIon	Response	Conc Units	Dev(Min)
38) Chloroform	4.123	83	23473	2.05 ug/L	97
39) 1,1,1-Trichloroethane	4.385	97	19846	2.05 ug/L #	83
41) Cyclohexane	4.464	41	14937	2.10 ug/L	97
43) Carbontetrachloride	4.635	121	5473	1.98 ug/L	82
44) 1,1-Dichloropropene	4.647	75	17116	1.99 ug/L	97
46) Benzene	4.994	78	50079	1.94 ug/L	100
47) 1,2-Dichloroethane	5.031	62	17142	1.99 ug/L	96
48) Iso-Butyl Alcohol	4.897	43	5494	29.39 ug/L	97
49) n-Heptane	5.476	43	15615	1.83 ug/L	96
50) Trichloroethene	5.994	130	14370	1.98 ug/L	97
51) Methylcyclohexane	6.238	55	16061	1.90 ug/L	95
52) 1,2-Diclpropane	6.287	63	12701	1.95 ug/L	99
53) Dibromomethane	6.433	93	7104	1.98 ug/L	90
54) 1,4-Dioxane	6.488	88	1210	27.02 ug/L	97
55) Methyl Methacrylate	6.488	69	4682	1.63 ug/L	96
56) Bromodichloromethane	6.640	83	15986	1.91 ug/L	98
58) 2-Chloroethylvinyl Ether	7.031	63	5052	1.69 ug/L #	88
59) cis-1,3-Dichloropropene	7.165	75	16049	1.78 ug/L	96
60) 4-Methyl-2-pentanone	7.354	43	6337	1.60 ug/L	93
62) Toluene	7.518	91	53459	1.97 ug/L	98
63) trans-1,3-Dichloropropene	7.768	75	13304	1.70 ug/L	97
64) Ethyl Methacrylate	7.890	69	8767	1.44 ug/L	97
65) 1,1,2-Trichloroethane	7.945	97	9342	1.90 ug/L	95
68) Tetrachloroethene	8.073	164	11790	2.01 ug/L	93
69) 2-Hexanone	8.213	43	4676	1.58 ug/L	99
70) 1,3-Dichloropropane	8.110	76	16124	1.93 ug/L	95
71) Dibromochloromethane	8.323	129	10940	1.78 ug/L	97
72) 1,2-Dibromoethane	8.421	107	9022	1.87 ug/L	99
73) Chlorobenzene	8.884	112	38021	2.02 ug/L	99
74) 1,1,1,2-Tetrachloroethane	8.969	131	12154	1.90 ug/L	96
75) Ethylbenzene	8.994	106	18277	1.92 ug/L	99
76) (m+p)Xylene	9.103	106	45988	3.93 ug/L	97
77) o-Xylene	9.451	106	21600	1.89 ug/L	98
78) Styrene	9.463	104	34053	1.80 ug/L	98
79) Bromoform	9.616	173	6362	1.69 ug/L	99
80) Isopropylbenzene	9.768	105	53635	1.85 ug/L	96
81) Cyclohexanone	9.841	55	7901	35.31 ug/L	90
82) trans-1,4-Dichloro-2-B...	10.073	53	1901	1.75 ug/L	87
84) 1,1,2,2-Tetrachloroethane	10.030	83	11020	1.97 ug/L	96
85) Bromobenzene	10.018	156	16329	1.93 ug/L	97
86) 1,2,3-Trichloropropane	10.061	110	3209	1.95 ug/L	95
87) n-Propylbenzene	10.115	91	68861	1.94 ug/L	98
88) 2-Chlorotoluene	10.182	91	41200	1.92 ug/L	97
89) 4-Chlorotoluene	10.274	91	50266	2.01 ug/L	99
90) 1,3,5-Trimethylbenzene	10.268	105	47854	1.92 ug/L	97
91) tert-Butylbenzene	10.536	119	40504	1.84 ug/L	99
92) 1,2,4-Trimethylbenzene	10.573	105	48146	1.91 ug/L	100
93) sec-Butylbenzene	10.713	105	58329	1.91 ug/L	99
94) p-Isopropyltoluene	10.829	119	53986	1.89 ug/L	99
95) 1,3-Dclbenz	10.798	146	32895	1.97 ug/L	98
96) 1,4-Dclbenz	10.871	146	35805	2.05 ug/L	98
97) n-Butylbenzene	11.158	91	47887	1.92 ug/L	97

Quantitation Report (QT Reviewed)

Sample : 2PPB
Data File : J:\ACQUDATA\msvoa10\data\111007\A6234.D Vial: 8
Acq On : 10 Nov 2007 6:49 pm
Operator : B.ALLGEIER
InstName : MSVOA10
Misc :

Quant Time: Nov 11 13:01:55 2007
Quant Method : J:\ACQUDATA\MSVOA10\METHODS\WAT1110.M
Quant Title : MS#10 - 8260B WATERS 10mL Purge
QLast Update : Sun Nov 11 12:54:35 2007
Response via : Initial Calibration

	Compound	R.T.	QIon	Response	Conc	Units	Dev(Min)
98)	1,2-Dclbenz	11.164	146	31702	2.00	ug/L	97
99)	1,2-Dibromo-3-chloropr...	11.719	157	2102	1.73	ug/L	93
101)	1,2,4-Tcbenzene	12.237	180	21616	1.89	ug/L	97
102)	Hexachlorobt	12.334	225	11108	2.05	ug/L	94
103)	Naphthalen	12.383	128	34202	1.70	ug/L	99
104)	1,2,3-Tclbenzene	12.517	180	20820	2.00	ug/L	100

(#) = qualifier out of range (m) = manual integration (+) = signals summed

Quantitation Report (Qedit)

Sample : 2PPB
Data File : J:\ACQUDATA\msvoa10\data\111007\A6234.D Vial: 8
Acq On : 10 Nov 2007 6:49 pm
Operator : B.ALLGEIER
InstName : MSVOA10
Misc :

Quant Time: Nov 11 12:57:17 2007
Quant Method : J:\ACQUDATA\MSVOA10\METHODS\WAT1110.M
Quant Title : MS#10 - 8260B WATERS 10mL Purge
QLast Update : Sun Nov 11 12:54:35 2007
Response via : Initial Calibration

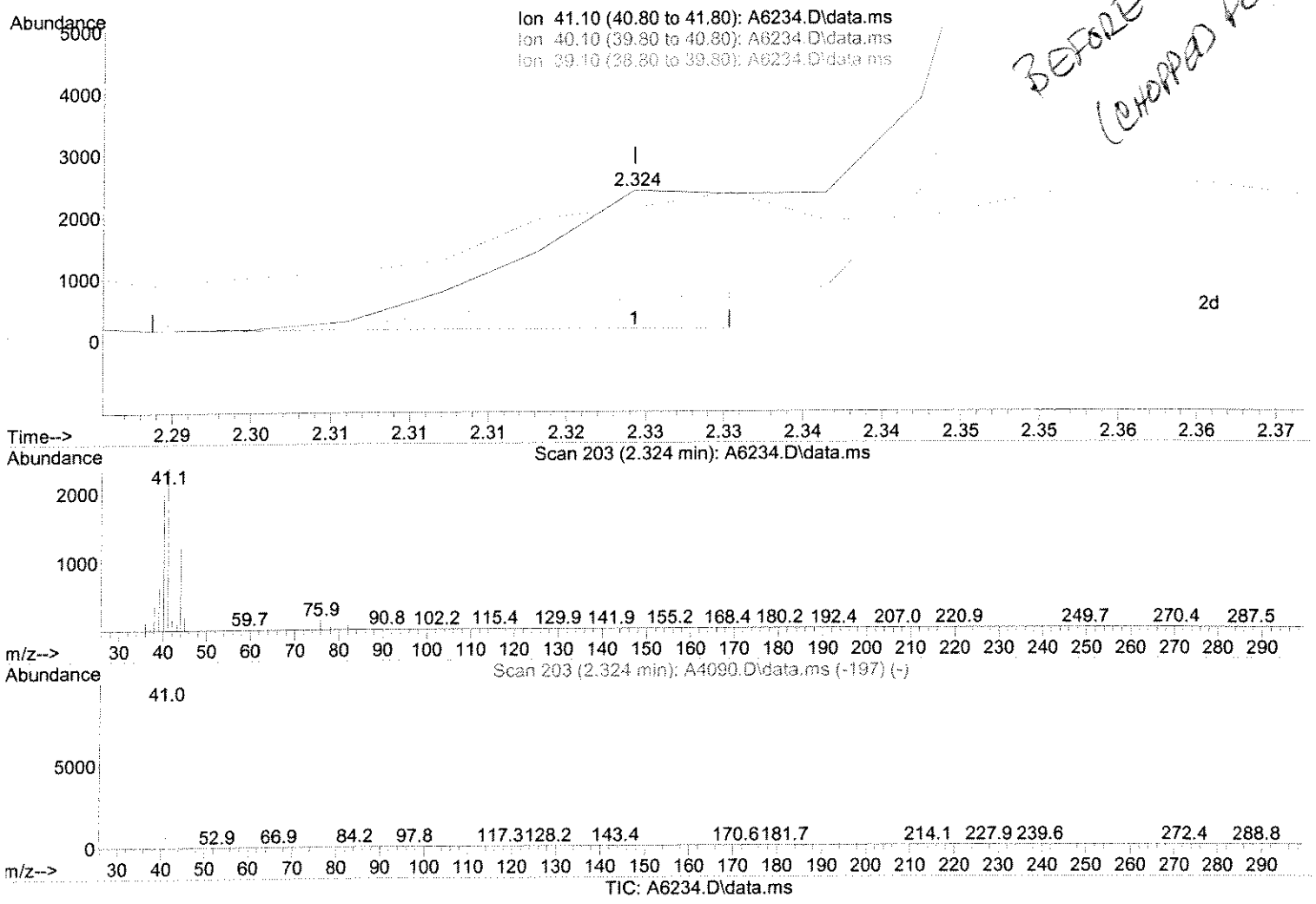

(19) Acetonitrile

2.324min (-0.000) 7.43 ug/L

response 2350

Ion	Exp%	Act%
41.10	100	100
40.10	54.00	88.27#
39.10	21.00	26.38#
0.00	0.00	0.00

Quantitation Report (Qedit)

Sample : 2PPB
Data File : J:\ACQUDATA\msvoa10\data\111007\A6234.D Vial: 8
Acq On : 10 Nov 2007 6:49 pm
Operator : B.ALLGEIER
InstName : MSVOA10
Misc :

Quant Time: Nov 11 12:57:17 2007
Quant Method : J:\ACQUDATA\MSVOA10\METHODS\WAT1110.M
Quant Title : MS#10 - 8260B WATERS 10mL Purge
QLast Update : Sun Nov 11 12:54:35 2007
Response via : Initial Calibration

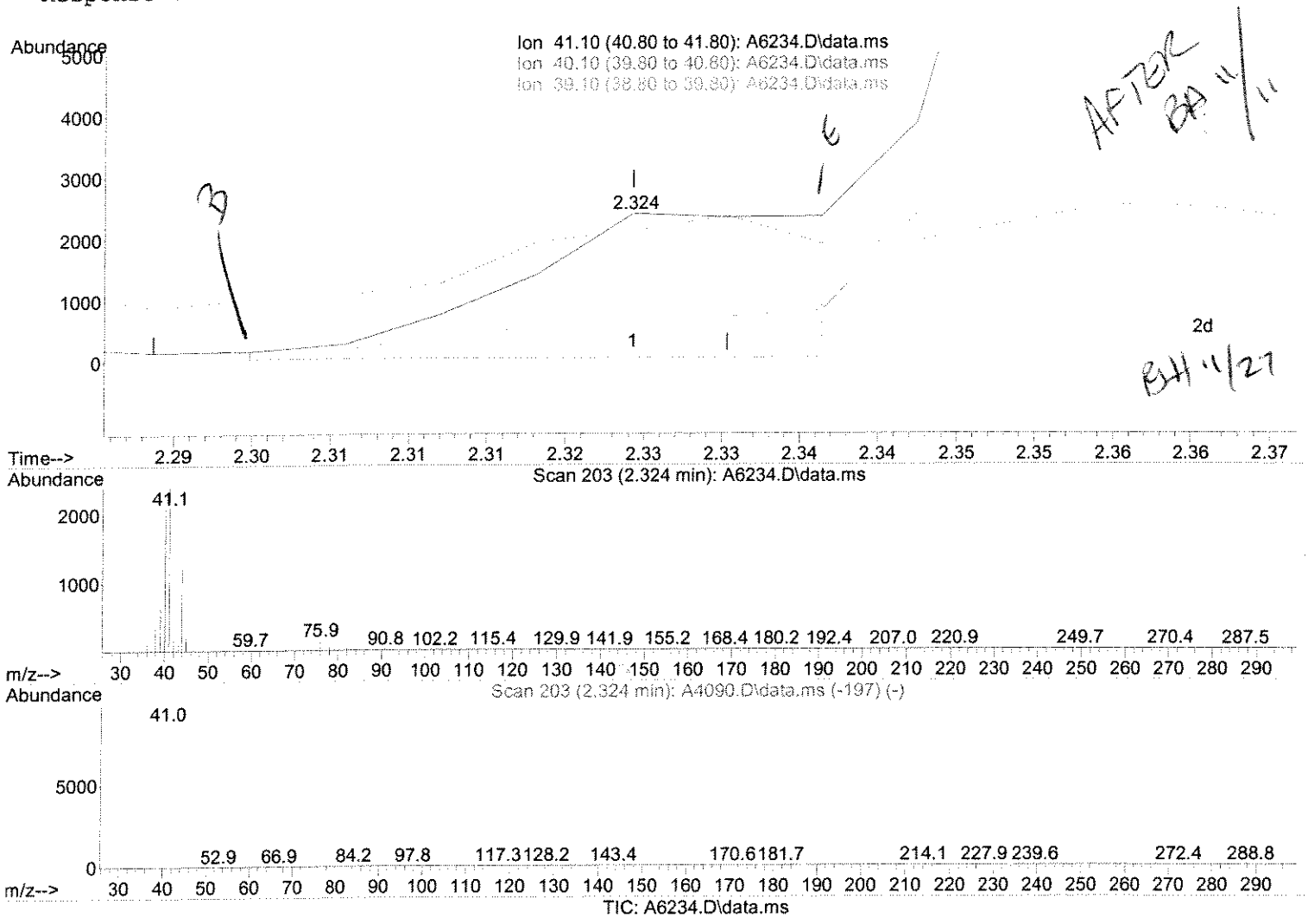

AFTER BA 11/11

2d BH 11/27

(19) Acetonitrile

2.324min (-0.000) 10.69 ug/L m

response 3382

Ion	Exp%	Act%
41.10	100	100
40.10	54.00	88.27#
39.10	21.00	26.38#
0.00	0.00	0.00

Sample : 2PPB
Data File : J:\ACQUDATA\msvoa10\data\111007\A6234.D Vial: 8
Acq On : 10 Nov 2007 6:49 pm
Operator : B.ALLGEIER
InstName : MSVOA10
Misc :

Quant Time: Nov 11 13:01:55 2007
Quant Method : J:\ACQUDATA\MSVOA10\METHODS\WAT1110.M
Quant Title : MS#10 - 8260B WATERS 10mL Purge
QLast Update : Sun Nov 11 12:54:35 2007
Response via : Initial Calibration

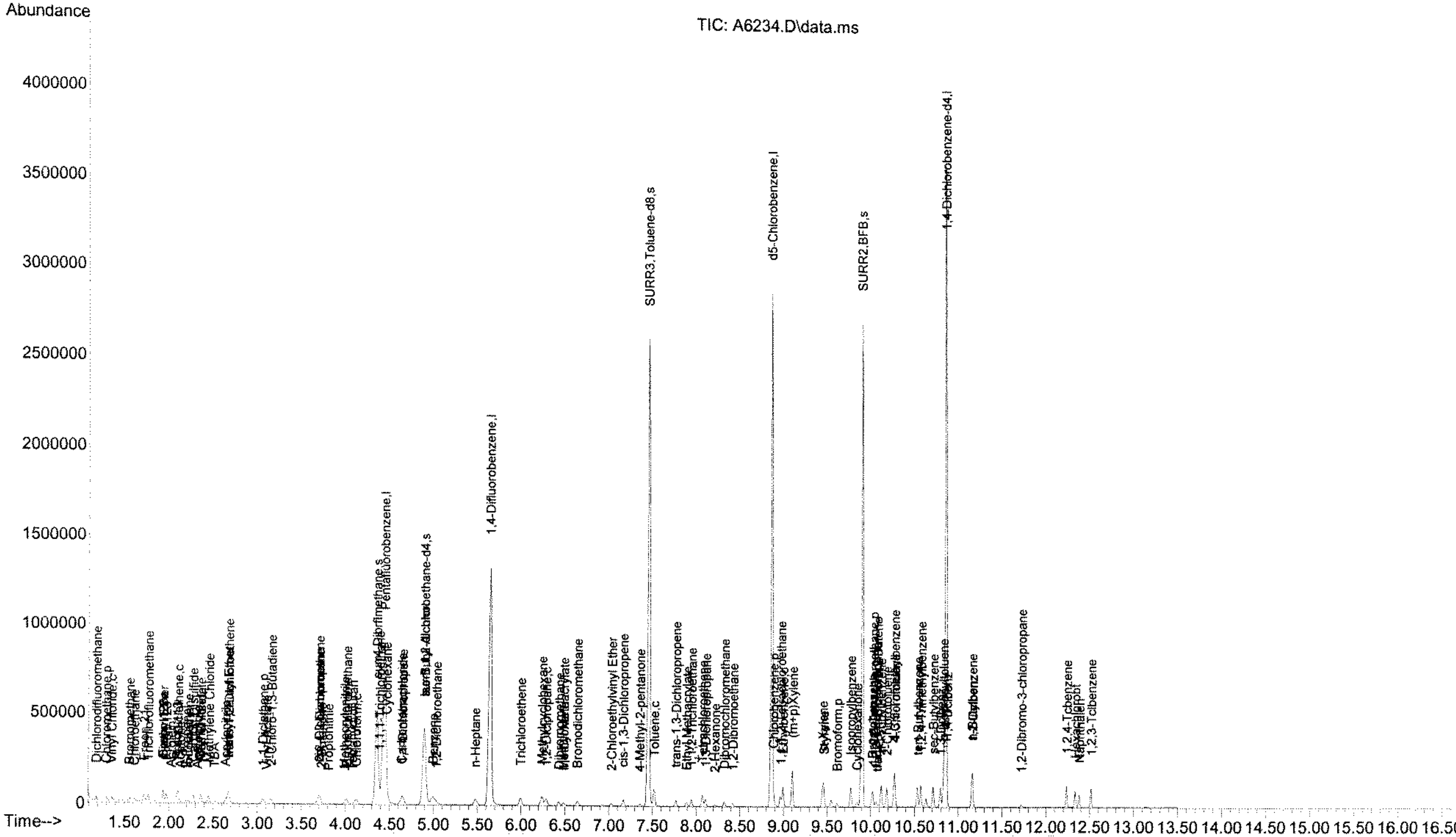

Quantitation Report (QT Reviewed)

Sample : 5PPB
Data File : J:\ACQUDATA\msvoa10\data\111007\A6235.D Vial: 9
Acq On : 10 Nov 2007 7:18 pm
Operator : B.ALLGEIER
InstName : MSVOA10
Misc :

Quant Time: Nov 11 12:57:25 2007
Quant Method : J:\ACQUDATA\MSVOA10\METHODS\WAT1110.M
Quant Title : MS#10 - 8260B WATERS 10mL Purge
QLast Update : Sun Nov 11 12:54:35 2007
Response via : Initial Calibration

Compound	R.T.	QIon	Response	Conc	Units	Dev(Min)
Internal Standards						
1) Pentafluorobenzene	4.440	168	860311	50.00	ug/L	0.00
40) 1,4-Difluorobenzene	5.641	114	1290559	50.00	ug/L	0.00
67) d5-Chlorobenzene	8.860	117	1251587	50.00	ug/L	0.00
83) 1,4-Dichlorobenzene-d4	10.853	152	742786	50.00	ug/L	0.00
System Monitoring Compounds						
42) surr4,Dibrflmethane	4.354	113	459375	63.13	ug/L	0.00
Spiked Amount 50.000			Recovery = 126.26%			
45) surr1,1,2-dichloroetha...	4.891	65	495673	63.81	ug/L	0.00
Spiked Amount 50.000			Recovery = 127.62%			
61) SURR3,Toluene-d8	7.451	98	1735748	63.24	ug/L	0.00
Spiked Amount 50.000			Recovery = 126.48%			
66) SURR2,BFB	9.896	95	742457	62.93	ug/L	0.00
Spiked Amount 50.000			Recovery = 125.86%			
Target Compounds						Qvalue
2) Dichlorodifluoromethane	1.184	85	27713	4.00	ug/L	97
3) Chloromethane	1.294	50	35510	4.59	ug/L	99
4) Vinyl Chloride	1.355	62	32107	4.56	ug/L	100
5) Bromomethane	1.556	94	16773	4.52	ug/L	96
6) Chloroethane	1.611	64	16452	4.59	ug/L	96
7) Freon 21	1.721	67	66712	4.90	ug/L	99
8) Trichlorofluoromethane	1.770	101	47542	4.72	ug/L	99
9) Diethyl Ether	1.934	59	20973	4.99	ug/L	97
10) Freon 123a	1.934	67	35395	4.96	ug/L	97
11) Freon 123	1.971	83	40430	4.84	ug/L	96
12) Acrolein	2.026	56	7866	23.50	ug/L	96
13) 1,1-Diclethene	2.105	96	22416	4.63	ug/L	92
14) Freon 113	2.099	101	26420	4.81	ug/L	100
15) Acetone	2.123	43	6496	4.87	ug/L	97
16) 2-Propanol	2.202	45	23041	87.80	ug/L	100
17) Iodomethane	2.221	142	18877	2.62	ug/L	97
18) Carbon Disulfide	2.276	76	85155	4.49	ug/L	100
19) Acetonitrile	2.330	41	9351	29.17	ug/L #	88
20) Allyl Chloride	2.355	41	49412	4.79	ug/L	98
21) Methyl Acetate	2.361	43	21374	5.02	ug/L	98
22) Methylene Chloride	2.452	84	30560	4.77	ug/L	96
23) TBA	2.507	59	30871	86.55	ug/L	89
24) Acrylonitrile	2.647	53	36834	24.50	ug/L	100
25) Methyl-t-Butyl Ether	2.672	73	69250	4.87	ug/L	96
26) trans-1,2-Dichloroethene	2.678	96	29797	4.83	ug/L	100
27) 1,1-Diclethane	3.062	63	54885	4.83	ug/L	97
28) Vinyl Acetate	3.105	43	24652	5.12	ug/L	98
29) 2-Chloro-1,3-Butadiene	3.159	53	39846	4.64	ug/L	98
30) 2,2-Dichloropropane	3.702	77	34953	4.67	ug/L	96
31) cis-1,2-Dichloroethene	3.702	96	31502	4.73	ug/L	98
32) 2-Butanone	3.720	43	9892	4.70	ug/L	99
34) Propionitrile	3.794	54	13204	24.21	ug/L	99
35) Bromochloromethane	4.007	130	21164	4.92	ug/L	96
36) Methacrylonitrile	4.001	67	7626	4.60	ug/L	96
37) Tetrahydrofuran	4.074	42	5831	4.42	ug/L	90

Quantitation Report (QT Reviewed)

Sample : 5PPB
Data File : J:\ACQUDATA\msvoa10\data\111007\A6235.D Vial: 9
Acq On : 10 Nov 2007 7:18 pm
Operator : B.ALLGEIER
InstName : MSVOA10
Misc :

Quant Time: Nov 11 12:57:25 2007
Quant Method : J:\ACQUDATA\MSVOA10\METHODS\WAT1110.M
Quant Title : MS#10 - 8260B WATERS 10mL Purge
QLast Update : Sun Nov 11 12:54:35 2007
Response via : Initial Calibration

Compound	R.T.	QIon	Response	Conc Units	Dev(Min)
38) Chloroform	4.123	83	56981	4.92 ug/L	97
39) 1,1,1-Trichloroethane	4.385	97	46272	4.72 ug/L	93
41) Cyclohexane	4.470	41	33594	4.69 ug/L	97
43) Carbontetrachloride	4.647	121	13441	4.83 ug/L	95
44) 1,1-Dichloropropene	4.647	75	40919	4.73 ug/L	97
46) Benzene	4.988	78	123294	4.76 ug/L	98
47) 1,2-Dichloroethane	5.025	62	42052	4.86 ug/L	98
48) Iso-Butyl Alcohol	4.897	43	16125	85.81 ug/L	97
49) n-Heptane	5.476	43	36903	4.31 ug/L	94
50) Trichloroethene	5.994	130	33734	4.63 ug/L	99
51) Methylcyclohexane	6.238	55	39277	4.62 ug/L	98
52) 1,2-Diclpropane	6.287	63	30932	4.73 ug/L	99
53) Dibromomethane	6.427	93	17427	4.83 ug/L	95
54) 1,4-Dioxane	6.488	88	3601	79.99 ug/L #	82
55) Methyl Methacrylate	6.488	69	12248	4.24 ug/L	96
56) Bromodichloromethane	6.641	83	39689	4.72 ug/L	97
58) 2-Chloroethylvinyl Ether	7.031	63	13418	4.47 ug/L	92
59) cis-1,3-Dichloropropene	7.165	75	41587	4.58 ug/L	99
60) 4-Methyl-2-pentanone	7.354	43	16694	4.18 ug/L #	97
62) Toluene	7.518	91	129592	4.76 ug/L	97
63) trans-1,3-Dichloropropene	7.768	75	35410	4.51 ug/L	99
64) Ethyl Methacrylate	7.890	69	23972	3.91 ug/L	93
65) 1,1,2-Trichloroethane	7.945	97	24019	4.86 ug/L	99
68) Tetrachloroethene	8.073	164	27534	4.63 ug/L	96
69) 2-Hexanone	8.213	43	11516	3.83 ug/L	94
70) 1,3-Dichloropropane	8.104	76	41174	4.87 ug/L	97
71) Dibromochloromethane	8.323	129	27973	4.48 ug/L	98
72) 1,2-Dibromoethane	8.421	107	23409	4.79 ug/L	96
73) Chlorobenzene	8.884	112	94120	4.93 ug/L	97
74) 1,1,1,2-Tetrachloroethane	8.963	131	30919	4.77 ug/L	98
75) Ethylbenzene	8.994	106	45652	4.74 ug/L	97
76) (m+p)Xylene	9.103	106	115356	9.73 ug/L	96
77) o-Xylene	9.451	106	55230	4.78 ug/L	97
78) Styrene	9.463	104	93391	4.87 ug/L	99
79) Bromoform	9.616	173	16206	4.26 ug/L	99
80) Isopropylbenzene	9.768	105	139029	4.73 ug/L	100
81) Cyclohexanone	9.841	55	21606	95.32 ug/L	93
82) trans-1,4-Dichloro-2-B...	10.073	53	4821	4.39 ug/L #	84
84) 1,1,2,2-Tetrachloroethane	10.030	83	28113	4.90 ug/L	95
85) Bromobenzene	10.018	156	41947	4.83 ug/L	97
86) 1,2,3-Trichloropropane	10.054	110	8556	5.07 ug/L	91
87) n-Propylbenzene	10.115	91	173659	4.77 ug/L	98
88) 2-Chlorotoluene	10.183	91	106968	4.87 ug/L	99
89) 4-Chlorotoluene	10.274	91	127400	4.96 ug/L	99
90) 1,3,5-Trimethylbenzene	10.268	105	125560	4.90 ug/L	99
91) tert-Butylbenzene	10.536	119	107717	4.78 ug/L	98
92) 1,2,4-Trimethylbenzene	10.573	105	127514	4.92 ug/L	100
93) sec-Butylbenzene	10.713	105	151474	4.85 ug/L	100
94) p-Isopropyltoluene	10.829	119	142519	4.87 ug/L	99
95) 1,3-Dclbenz	10.798	146	82594	4.83 ug/L	99
96) 1,4-Dclbenz	10.871	146	86995	4.86 ug/L	99
97) n-Butylbenzene	11.158	91	126284	4.93 ug/L	99

Quantitation Report (QT Reviewed)

Sample : 5PPB
Data File : J:\ACQUDATA\msvoa10\data\111007\A6235.D Vial: 9
Acq On : 10 Nov 2007 7:18 pm
Operator : B.ALLGEIER
InstName : MSVOA10
Misc :

Quant Time: Nov 11 12:57:25 2007
Quant Method : J:\ACQUDATA\MSVOA10\METHODS\WAT1110.M
Quant Title : MS#10 - 8260B WATERS 10mL Purge
QLast Update : Sun Nov 11 12:54:35 2007
Response via : Initial Calibration

Compound	R.T.	QIon	Response	Conc Units	Dev(Min)
98) 1,2-Dclbenz	11.164	146	80351	4.95 ug/L	98
99) 1,2-Dibromo-3-chloropr...	11.719	157	5216	4.20 ug/L	92
101) 1,2,4-Tcbenzene	12.237	180	58065	4.96 ug/L	98
102) Hexachlorobt	12.335	225	26587	4.79 ug/L	99
103) Naphthalen	12.383	128	97345	4.71 ug/L	99
104) 1,2,3-Tclbenzene	12.517	180	52069	4.88 ug/L	99

(#) = qualifier out of range (m) = manual integration (+) = signals summed

Sample : 5PPB
Data File : J:\ACQUDATA\msvoa10\data\111007\A6235.D Vial: 9
Acq On : 10 Nov 2007 7:18 pm
Operator : B.ALLGEIER
InstName : MSVOA10
Misc :

Quant Time: Nov 11 12:57:25 2007
Quant Method : J:\ACQUDATA\MSVOA10\METHODS\WAT1110.M
Quant Title : MS#10 - 8260B WATERS 10mL Purge
QLast Update : Sun Nov 11 12:54:35 2007
Response via : Initial Calibration

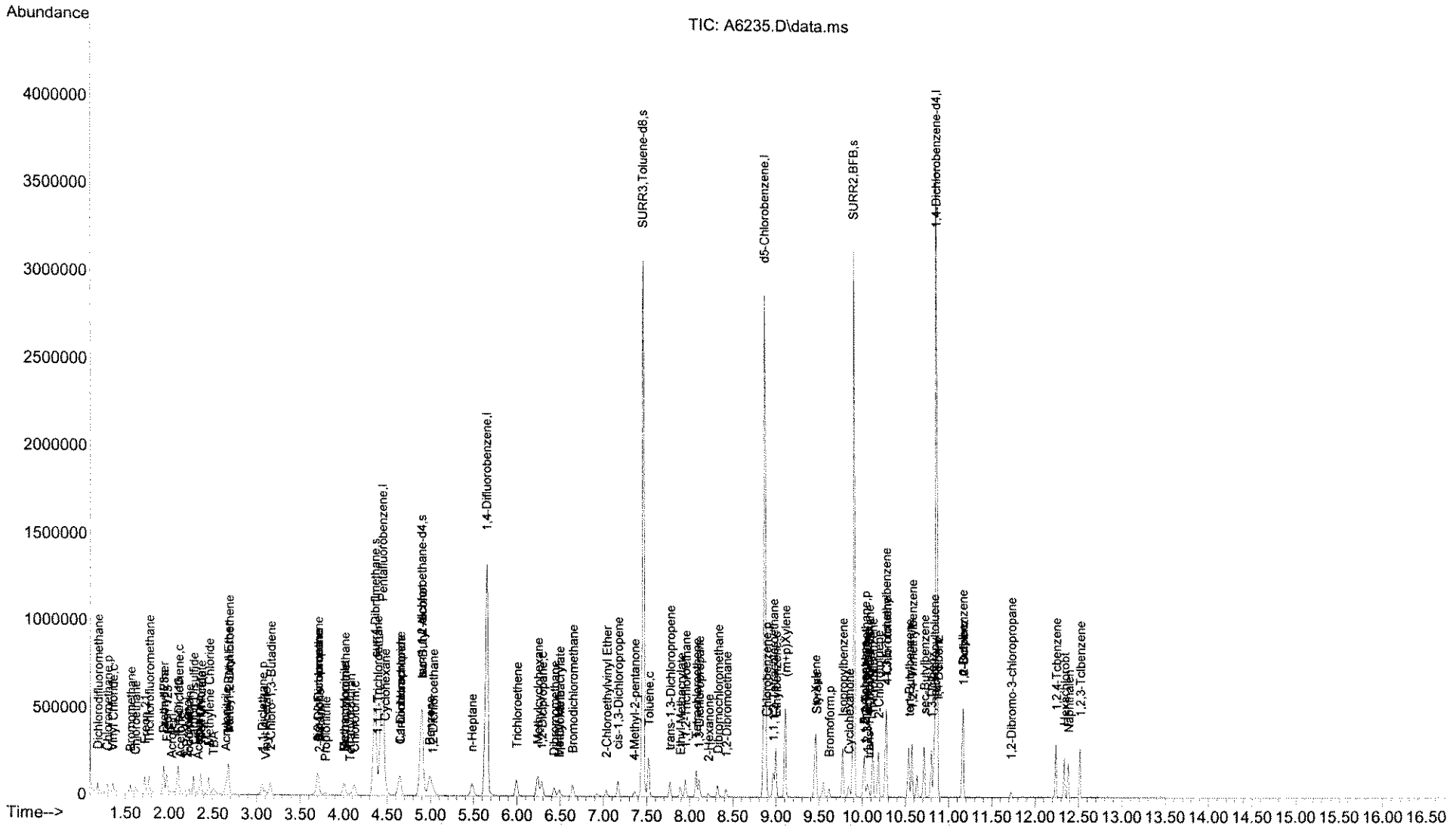

Quantitation Report (QT Reviewed)

Sample : 10PPB
Data File : J:\ACQUDATA\msvoa10\data\111007\A6236.D Vial: 10
Acq On : 10 Nov 2007 7:47 pm
Operator : B.ALLGEIER
InstName : MSVOA10
Misc :

Quant Time: Nov 11 13:05:02 2007
Quant Method : J:\ACQUDATA\MSVOA10\METHODS\WAT1110.M
Quant Title : MS#10 - 8260B WATERS 10mL Purge
QLast Update : Sun Nov 11 12:54:35 2007
Response via : Initial Calibration

Compound	R.T.	QIon	Response	Conc	Units	Dev(Min)
Internal Standards						
1) Pentafluorobenzene	4.440	168	868360	50.00	ug/L	0.00
40) 1,4-Difluorobenzene	5.641	114	1298544	50.00	ug/L	0.00
67) d5-Chlorobenzene	8.860	117	1268667	50.00	ug/L	0.00
83) 1,4-Dichlorobenzene-d4	10.853	152	755035	50.00	ug/L	0.00
System Monitoring Compounds						
42) surr4,Dibrflmethane	4.354	113	524769	71.68	ug/L	0.00
Spiked Amount 50.000			Recovery = 143.36%			
45) surr1,1,2-dichloroetha...	4.897	65	568925	72.79	ug/L	0.00
Spiked Amount 50.000			Recovery = 145.58%			
61) SURR3,Toluene-d8	7.451	98	1982822	71.80	ug/L	0.00
Spiked Amount 50.000			Recovery = 143.60%			
66) SURR2,BFB	9.896	95	844175	71.11	ug/L	0.00
Spiked Amount 50.000			Recovery = 142.22%			
Target Compounds						Qvalue
2) Dichlorodifluoromethane	1.184	85	80064	11.46	ug/L	99
3) Chloromethane	1.294	50	85963	11.00	ug/L	99
4) Vinyl Chloride	1.355	62	75516	10.64	ug/L	97
5) Bromomethane	1.556	94	39853	10.65	ug/L	100
6) Chloroethane	1.611	64	38222	10.56	ug/L	98
7) Freon 21	1.721	67	127785	9.31	ug/L	97
8) Trichlorofluoromethane	1.770	101	111274	10.94	ug/L	96
9) Diethyl Ether	1.934	59	45062	10.63	ug/L	99
10) Freon 123a	1.934	67	73992	10.28	ug/L	97
11) Freon 123	1.971	83	85933	10.19	ug/L	97
12) Acrolein	2.026	56	16525	48.92	ug/L	98
13) 1,1-Diclethene	2.105	96	50123	10.25	ug/L	99
14) Freon 113	2.099	101	58239	10.51	ug/L	98
15) Acetone	2.123	43	14919	11.08	ug/L	93
16) 2-Propanol	2.202	45	52975	200.00	ug/L	91
17) Iodomethane	2.221	142	55513	7.65	ug/L	95
18) Carbon Disulfide	2.276	76	196825	10.27	ug/L	99
19) Acetonitrile	2.324	41	18042m	55.77	ug/L	
20) Allyl Chloride	2.361	41	109983m	10.56	ug/L	BA11/11
21) Methyl Acetate	2.361	43	43556	10.14	ug/L	98
22) Methylene Chloride	2.452	84	67001	10.36	ug/L	99
23) TBA	2.507	59	71847	199.57	ug/L	95
24) Acrylonitrile	2.641	53	80986	53.36	ug/L	93
25) Methyl-t-Butyl Ether	2.672	73	150568	10.50	ug/L	98
26) trans-1,2-Dichloroethene	2.678	96	64530	10.37	ug/L	94
27) 1,1-Diclethane	3.062	63	120769	10.53	ug/L	98
28) Vinyl Acetate	3.105	43	44667	9.19	ug/L	100
29) 2-Chloro-1,3-Butadiene	3.160	53	92466	10.67	ug/L	96
30) 2,2-Dichloropropane	3.702	77	75007	9.92	ug/L	96
31) cis-1,2-Dichloroethene	3.702	96	70014	10.41	ug/L	94
32) 2-Butanone	3.714	43	20986	9.88	ug/L #	97
34) Propionitrile	3.794	54	28659	52.07	ug/L	97
35) Bromochloromethane	4.013	130	43794	10.09	ug/L	97
36) Methacrylonitrile	3.995	67	17121	10.23	ug/L	94
37) Tetrahydrofuran	4.080	42	14016	10.52	ug/L	98

Quantitation Report (QT Reviewed)

Sample : 10PPB
Data File : J:\ACQUDATA\msvoa10\data\111007\A6236.D Vial: 10
Acq On : 10 Nov 2007 7:47 pm
Operator : B.ALLGEIER
InstName : MSVOA10
Misc :

Quant Time: Nov 11 13:05:02 2007
Quant Method : J:\ACQUDATA\MSVOA10\METHODS\WAT1110.M
Quant Title : MS#10 - 8260B WATERS 10mL Purge
QLast Update : Sun Nov 11 12:54:35 2007
Response via : Initial Calibration

Compound	R.T.	QIon	Response	Conc Units	Dev(Min)
38) Chloroform	4.123	83	123031	10.52 ug/L	98
39) 1,1,1-Trichloroethane	4.391	97	102393	10.35 ug/L	93
41) Cyclohexane	4.470	41	73077	10.14 ug/L	99
43) Carbontetrachloride	4.641	121	29312	10.47 ug/L	90
44) 1,1-Dichloropropene	4.647	75	89502	10.28 ug/L	98
46) Benzene	4.988	78	271367	10.41 ug/L	97
47) 1,2-Dichloroethane	5.025	62	90304	10.38 ug/L	97
48) Iso-Butyl Alcohol	4.891	43	32883	173.91 ug/L	90
49) n-Heptane	5.482	43	90529	10.50 ug/L	98
50) Trichloroethene	5.994	130	76974	10.49 ug/L	97
51) Methylcyclohexane	6.238	55	86308	10.09 ug/L	99
52) 1,2-Diclpropane	6.287	63	68526	10.42 ug/L	99
53) Dibromomethane	6.427	93	37194	10.25 ug/L	93
54) 1,4-Dioxane	6.482	88	9136	201.68 ug/L	97
55) Methyl Methacrylate	6.488	69	27940	9.61 ug/L	93
56) Bromodichloromethane	6.641	83	85635	10.12 ug/L	100
58) 2-Chloroethylvinyl Ether	7.031	63	29268	9.68 ug/L	100
59) cis-1,3-Dichloropropene	7.165	75	92895	10.17 ug/L	98
60) 4-Methyl-2-pentanone	7.354	43	37776	9.41 ug/L	96
62) Toluene	7.518	91	285612	10.42 ug/L	99
63) trans-1,3-Dichloropropene	7.768	75	78950	9.99 ug/L	99
64) Ethyl Methacrylate	7.890	69	56634	9.17 ug/L	100
65) 1,1,2-Trichloroethane	7.945	97	51177	10.30 ug/L	98
68) Tetrachloroethene	8.073	164	63246	10.49 ug/L	96
69) 2-Hexanone	8.213	43	26973	8.85 ug/L	95
70) 1,3-Dichloropropane	8.110	76	88272	10.29 ug/L	98
71) Dibromochloromethane	8.323	129	62251	9.84 ug/L	99
72) 1,2-Dibromoethane	8.421	107	50741	10.25 ug/L	98
73) Chlorobenzene	8.884	112	200521	10.37 ug/L	100
74) 1,1,1,2-Tetrachloroethane	8.963	131	66586	10.14 ug/L	97
75) Ethylbenzene	8.994	106	102087	10.47 ug/L	96
76) (m+p)Xylene	9.103	106	258841	21.53 ug/L	98
77) o-Xylene	9.451	106	123678	10.56 ug/L	99
78) Styrene	9.463	104	210482	10.83 ug/L	99
79) Bromoform	9.616	173	36538	9.46 ug/L	98
80) Isopropylbenzene	9.768	105	319259	10.71 ug/L	99
81) Cyclohexanone	9.841	55	51543	224.34 ug/L	100
82) trans-1,4-Dichloro-2-B...	10.073	53	11258	10.12 ug/L	90
84) 1,1,2,2-Tetrachloroethane	10.030	83	59163	10.15 ug/L	97
85) Bromobenzene	10.018	156	88876	10.08 ug/L	98
86) 1,2,3-Trichloropropane	10.061	110	17744	10.34 ug/L	98
87) n-Propylbenzene	10.115	91	394878	10.67 ug/L	99
88) 2-Chlorotoluene	10.183	91	234102	10.48 ug/L	100
89) 4-Chlorotoluene	10.274	91	277954	10.65 ug/L	99
90) 1,3,5-Trimethylbenzene	10.268	105	282514	10.85 ug/L	98
91) tert-Butylbenzene	10.536	119	246223	10.75 ug/L	99
92) 1,2,4-Trimethylbenzene	10.573	105	289657	10.99 ug/L	99
93) sec-Butylbenzene	10.713	105	348289	10.96 ug/L	99
94) p-Isopropyltoluene	10.829	119	327849	11.02 ug/L	100
95) 1,3-Dclbenz	10.798	146	179329	10.33 ug/L	99
96) 1,4-Dclbenz	10.871	146	185080	10.17 ug/L	99
97) n-Butylbenzene	11.158	91	293346	11.26 ug/L	98

00101

Quantitation Report (QT Reviewed)

Sample : 10PPB
Data File : J:\ACQUDATA\msvoa10\data\111007\A6236.D Vial: 10
Acq On : 10 Nov 2007 7:47 pm
Operator : B.ALLGEIER
InstName : MSVOA10
Misc :

Quant Time: Nov 11 13:05:02 2007
Quant Method : J:\ACQUDATA\MSVOA10\METHODS\WAT1110.M
Quant Title : MS#10 - 8260B WATERS 10mL Purge
QLast Update : Sun Nov 11 12:54:35 2007
Response via : Initial Calibration

Compound	R.T.	QIon	Response	Conc Units	Dev(Min)
98) 1,2-Dclbenz	11.164	146	173599	10.53 ug/L	100
99) 1,2-Dibromo-3-chloropr...	11.719	157	11522	9.12 ug/L	97
101) 1,2,4-Tcbenzene	12.237	180	123653	10.40 ug/L	99
102) Hexachlorobt	12.335	225	61265	10.86 ug/L	97
103) Naphthalen	12.383	128	223963	10.66 ug/L	98
104) 1,2,3-Tclbenzene	12.517	180	113290	10.45 ug/L	98

(#) = qualifier out of range (m) = manual integration (+) = signals summed

Quantitation Report (Qedit)

Sample : 10PPB
Data File : J:\ACQUDATA\msvoa10\data\111007\A6236.D Vial: 10
Acq On : 10 Nov 2007 7:47 pm
Operator : B.ALLGEIER
InstName : MSVOA10
Misc :

Quant Time: Nov 11 12:57:31 2007
Quant Method : J:\ACQUDATA\MSVOA10\METHODS\WAT1110.M
Quant Title : MS#10 - 8260B WATERS 10mL Purge
QLast Update : Sun Nov 11 12:54:35 2007
Response via : Initial Calibration

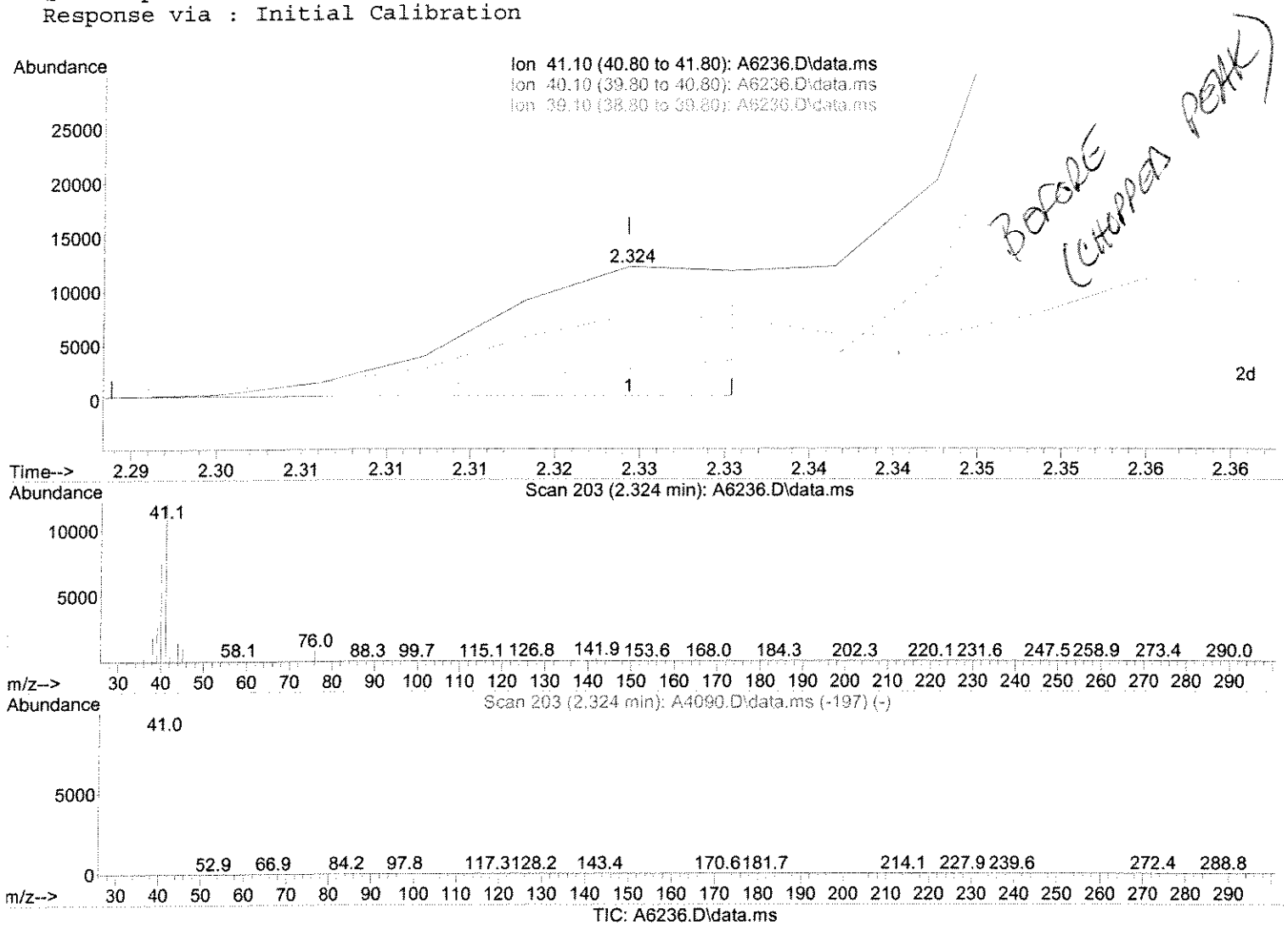

(19) Acetonitrile

2.324min (+0.000) 42.37 ug/L

response 13707

Ion	Exp%	Act%
41.10	100	100
40.10	54.00	63.19
39.10	21.00	22.53
0.00	0.00	0.00

Quantitation Report (Qedit)

Sample : 10PPB
Data File : J:\ACQUDATA\msvoa10\data\111007\A6236.D Vial: 10
Acq On : 10 Nov 2007 7:47 pm
Operator : B.ALLGEIER
InstName : MSVOA10
Misc :

Quant Time: Nov 11 12:57:31 2007
Quant Method : J:\ACQUDATA\MSVOA10\METHODS\WAT1110.M
Quant Title : MS#10 - 8260B WATERS 10mL Purge
QLast Update : Sun Nov 11 12:54:35 2007
Response via : Initial Calibration

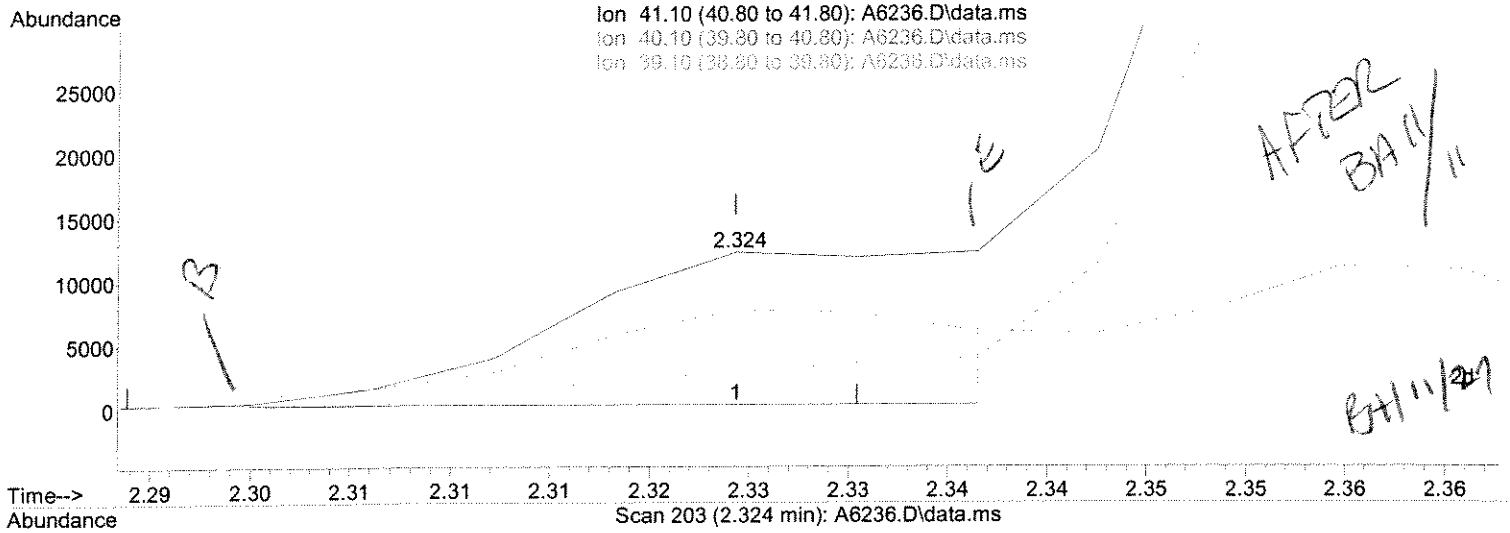

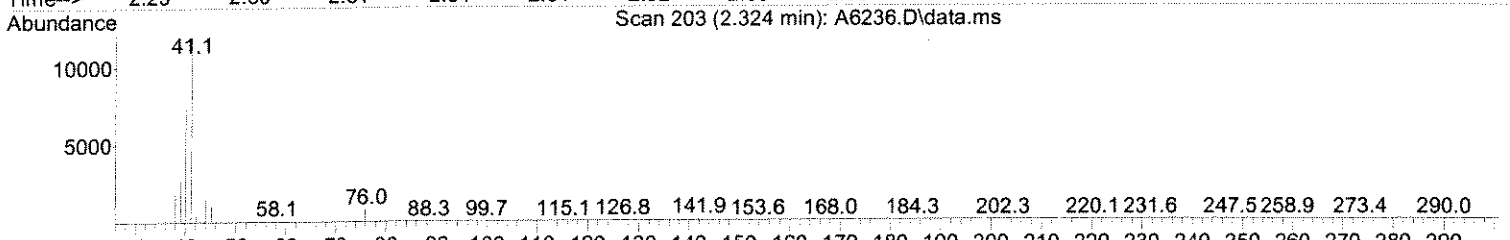

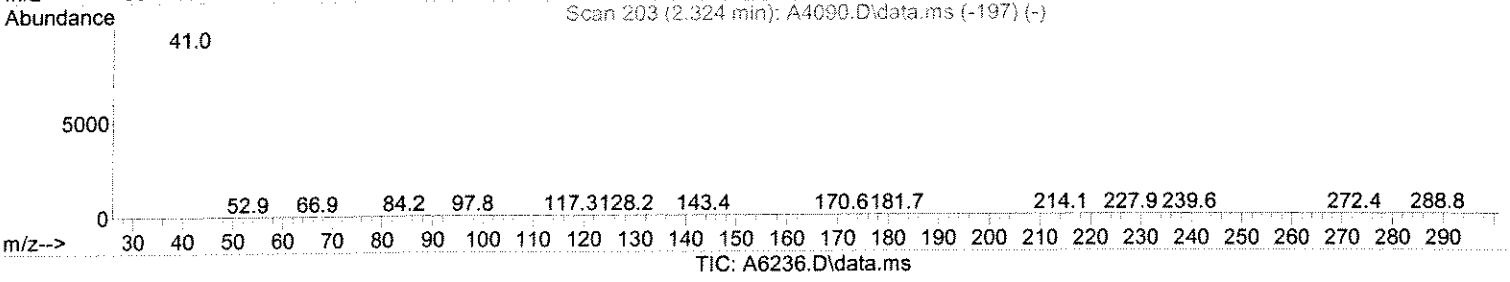

(19) Acetonitrile

2.324min (+0.000) 55.77 ug/L m

response 18042

Ion	Exp%	Act%
41.10	100	100
40.10	54.00	63.19
39.10	21.00	22.53
0.00	0.00	0.00

Quantitation Report (Qedit)

Sample : 10PPB
Data File : J:\ACQUDATA\msvoa10\data\111007\A6236.D Vial: 10
Acq On : 10 Nov 2007 7:47 pm
Operator : B.ALLGEIER
InstName : MSVOA10
Misc :

Quant Time: Nov 11 12:57:31 2007
Quant Method : J:\ACQUDATA\MSVOA10\METHODS\WAT1110.M
Quant Title : MS#10 - 8260B WATERS 10mL Purge
QLast Update : Sun Nov 11 12:54:35 2007
Response via : Initial Calibration

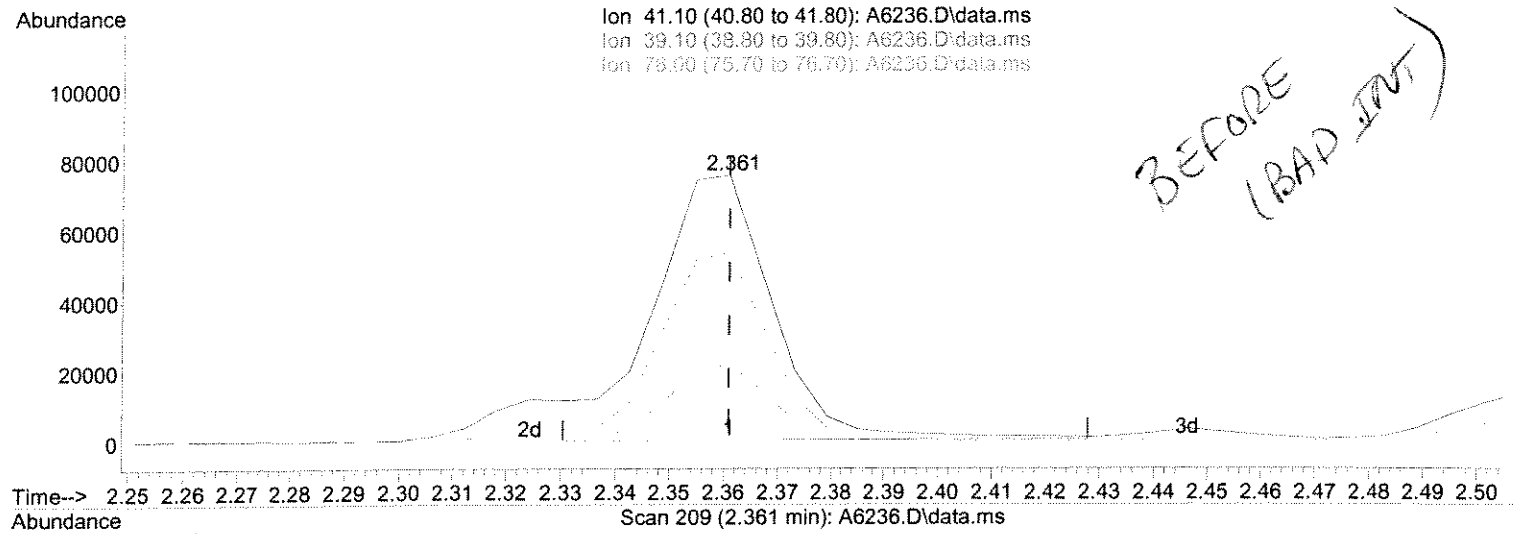

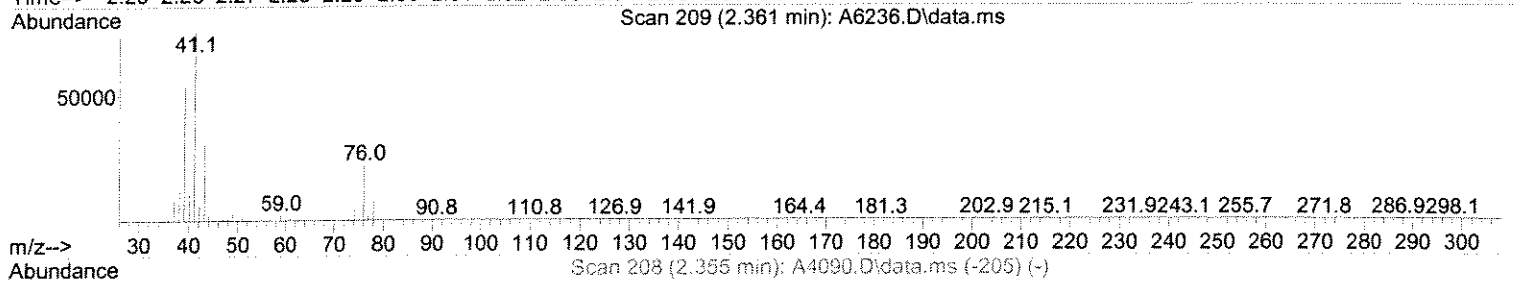

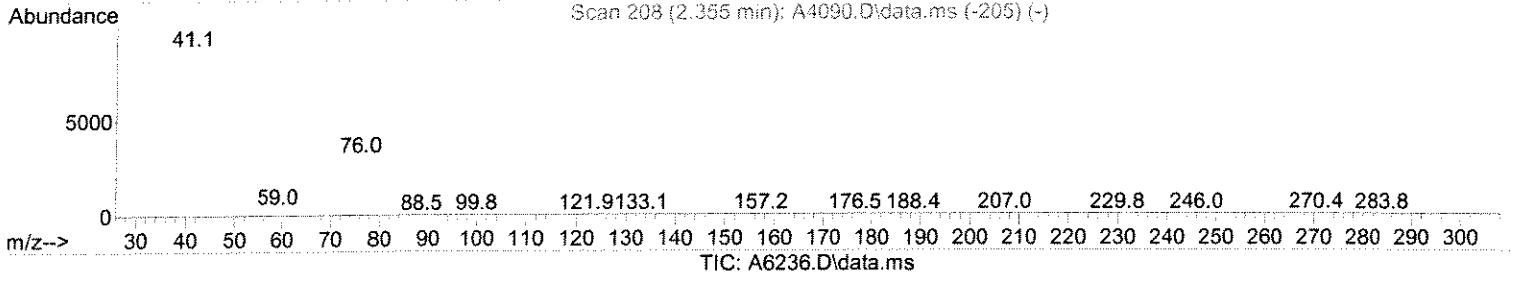

(20) Allyl Chloride

2.361min (+0.000) 10.93 ug/L

response 113842

Ion	Exp%	Act%
41.10	100	100
39.10	70.20	71.06
76.00	30.50	29.27
0.00	0.00	0.00

Quantitation Report (Qedit)

Sample : 10PPB
Data File : J:\ACQUDATA\msvoa10\data\111007\A6236.D Vial: 10
Acq On : 10 Nov 2007 7:47 pm
Operator : B.ALLGEIER
InstName : MSVOA10
Misc :

Quant Time: Nov 11 12:57:31 2007
Quant Method : J:\ACQUDATA\MSVOA10\METHODS\WAT1110.M
Quant Title : MS#10 - 8260B WATERS 10mL Purge
QLast Update : Sun Nov 11 12:54:35 2007
Response via : Initial Calibration

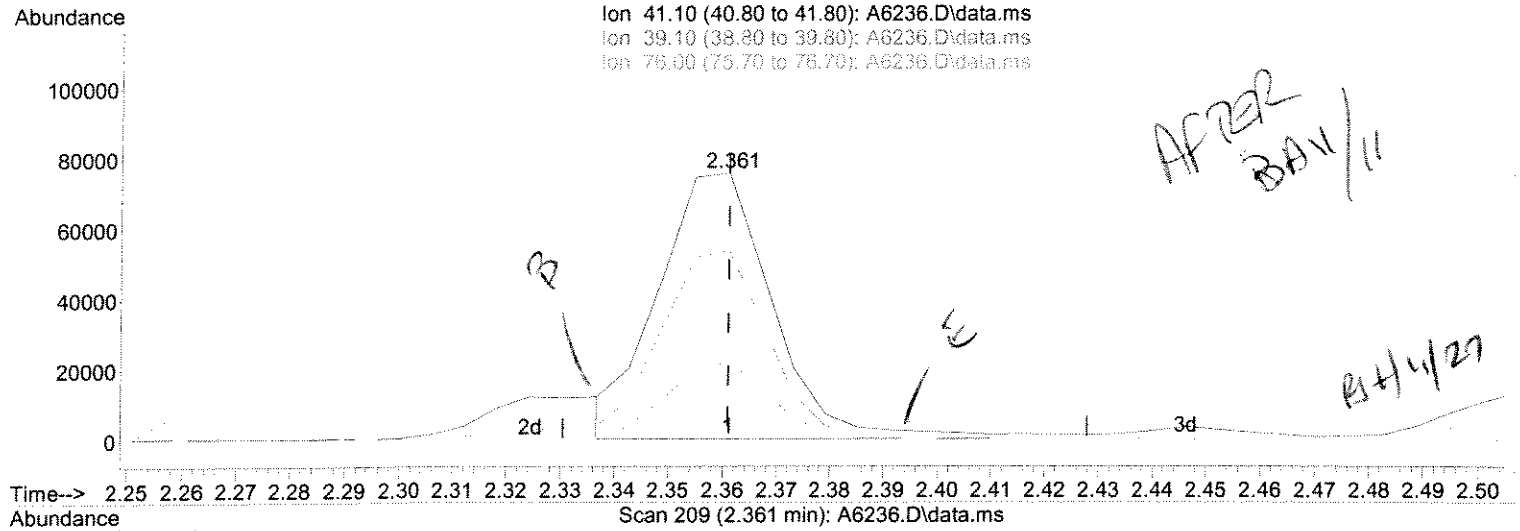

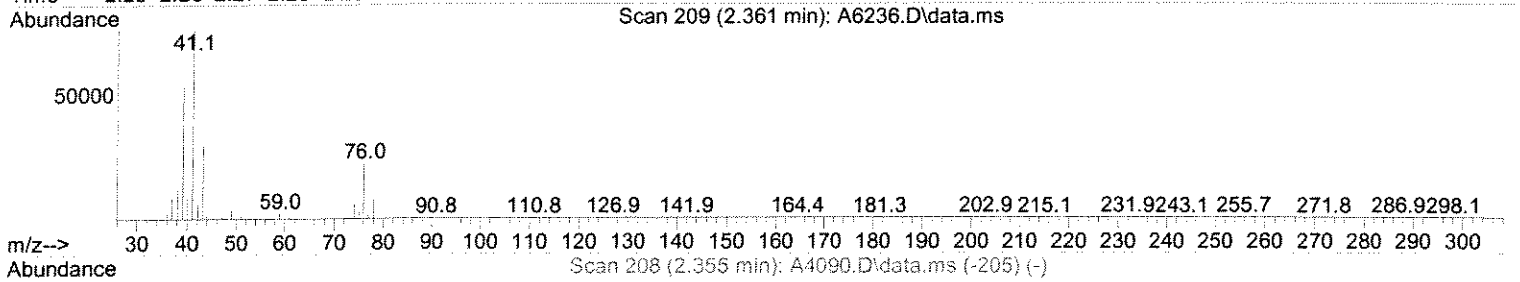

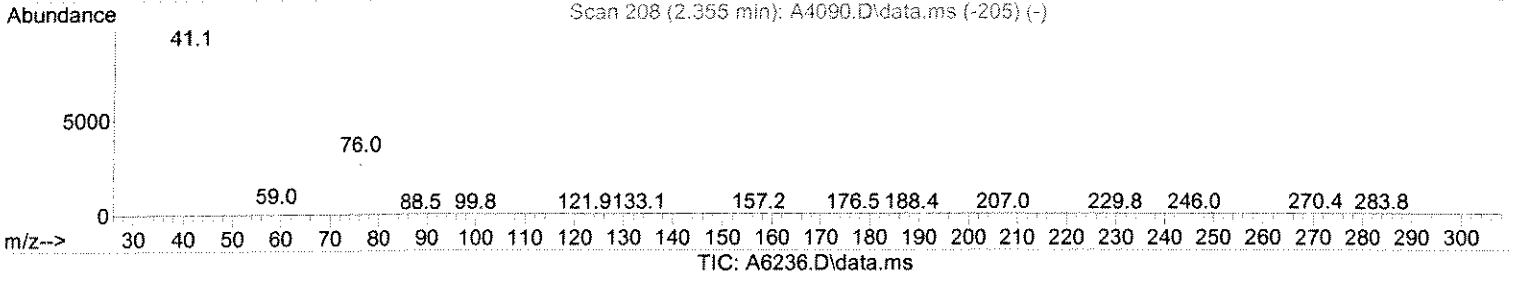

(20) Allyl Chloride

2.361min (+0.000) 10.56 ug/L m

response 109983

Ion	Exp%	Act%
41.10	100	100
39.10	70.20	71.06
76.00	30.50	29.27
0.00	0.00	0.00

Sample : 10PPB
Data File : J:\ACQUDATA\msvoa10\data\111007\A6236.D Vial: 10
Acq On : 10 Nov 2007 7:47 pm
Operator : B.ALLGEIER
InstName : MSVOA10
Misc :

Quant Time: Nov 11 13:05:02 2007
Quant Method : J:\ACQUDATA\MSVOA10\METHODS\WAT1110.M
Quant Title : MS#10 - 8260B WATERS 10mL Purge
QLast Update : Sun Nov 11 12:54:35 2007
Response via : Initial Calibration

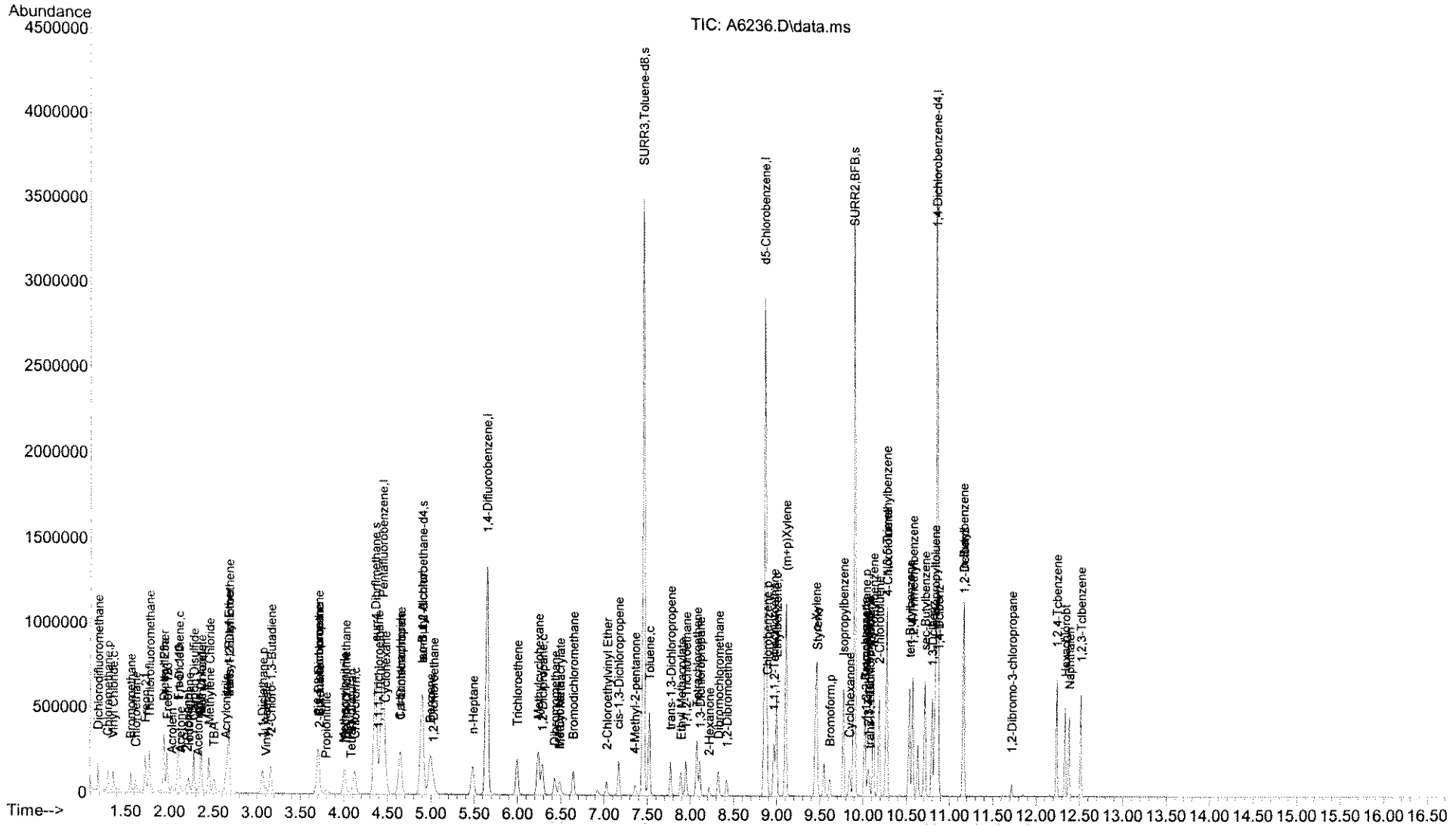

Quantitation Report (QT Reviewed)

Sample : 50PPB
Data File : J:\ACQUDATA\msvoa10\data\111007\A6237.D Vial: 11
Acq On : 10 Nov 2007 8:17 pm
Operator : B.ALLGEIER
InstName : MSVOA10
Misc :

Quant Time: Nov 11 13:07:39 2007
Quant Method : J:\ACQUDATA\MSVOA10\METHODS\WAT1110.M
Quant Title : MS#10 - 8260B WATERS 10mL Purge
QLast Update : Sun Nov 11 12:54:35 2007
Response via : Initial Calibration

Compound	R.T.	QIon	Response	Conc Units	Dev(Min)
Internal Standards					
1) Pentafluorobenzene	4.440	168	897535	50.00 ug/L	0.00
40) 1,4-Difluorobenzene	5.641	114	1330240	50.00 ug/L	0.00
67) d5-Chlorobenzene	8.860	117	1302535	50.00 ug/L	0.00
83) 1,4-Dichlorobenzene-d4	10.853	152	780577	50.00 ug/L	0.00
System Monitoring Compounds					
42) surr4,Dibrflmethane	4.354	113	405343	54.05 ug/L	0.00
Spiked Amount 50.000			Recovery =	108.10%	
45) surr1,1,2-dichloroetha...	4.897	65	428137	53.47 ug/L	0.00
Spiked Amount 50.000			Recovery =	106.94%	
61) SURR3,Toluene-d8	7.451	98	1546943	54.68 ug/L	0.00
Spiked Amount 50.000			Recovery =	109.36%	
66) SURR2,BFB	9.896	95	677376	55.70 ug/L	0.00
Spiked Amount 50.000			Recovery =	111.40%	
Target Compounds					Qvalue
2) Dichlorodifluoromethane	1.184	85	369336	51.15 ug/L	100
3) Chloromethane	1.294	50	388258	48.08 ug/L	100
4) Vinyl Chloride	1.355	62	354822	48.36 ug/L	100
5) Bromomethane	1.556	94	189571	49.02 ug/L	100
6) Chloroethane	1.611	64	179324	47.92 ug/L	100
7) Freon 21	1.721	67	725808	51.14 ug/L	100
8) Trichlorofluoromethane	1.769	101	501710	47.74 ug/L	100
9) Diethyl Ether	1.934	59	215840	49.24 ug/L	100
10) Freon 123a	1.934	67	369385	49.64 ug/L	100
11) Freon 123	1.971	83	436789	50.10 ug/L	100
12) Acrolein	2.026	56	87323	250.11 ug/L	100
13) 1,1-Diclethene	2.105	96	236481	46.78 ug/L	100
14) Freon 113	2.099	101	271521	47.39 ug/L	100
15) Acetone	2.123	43	65790	47.27 ug/L	100
16) 2-Propanol	2.196	45	276209	1008.88 ug/L	100
17) Iodomethane	2.221	142	373894	49.82 ug/L	100
18) Carbon Disulfide	2.275	76	979532	49.47 ug/L	100
19) Acetonitrile	2.324	41	85275m	255.01 ug/L	
20) Allyl Chloride	2.361	41	536491m	49.84 ug/L	
21) Methyl Acetate	2.361	43	215694	48.58 ug/L	100
22) Methylene Chloride	2.452	84	311099	46.52 ug/L	100
23) TBA	2.507	59	358133	962.45 ug/L	100
24) Acrylonitrile	2.641	53	387303	246.90 ug/L	100
25) Methyl-t-Butyl Ether	2.672	73	751397	50.68 ug/L	100
26) trans-1,2-Dichloroethene	2.678	96	309477	48.13 ug/L	100
27) 1,1-Diclethane	3.062	63	571715	48.25 ug/L	100
28) Vinyl Acetate	3.105	43	237894	47.33 ug/L	100
29) 2-Chloro-1,3-Butadiene	3.159	53	470554	52.53 ug/L	100
30) 2,2-Dichloropropane	3.702	77	383506	49.09 ug/L	100
31) cis-1,2-Dichloroethene	3.702	96	337563	48.57 ug/L	100
32) 2-Butanone	3.714	43	106843	48.65 ug/L	100
34) Propionitrile	3.793	54	143249	251.79 ug/L	100
35) Bromochloromethane	4.007	130	208971	46.58 ug/L	100
36) Methacrylonitrile	3.995	67	87623	50.65 ug/L	100
37) Tetrahydrofuran	4.074	42	64133	46.56 ug/L	100

BAN/11

Quantitation Report (QT Reviewed)

Sample : 50PPB
Data File : J:\ACQUDATA\msvoa10\data\111007\A6237.D Vial: 11
Acq On : 10 Nov 2007 8:17 pm
Operator : B.ALLGEIER
InstName : MSVOA10
Misc :

Quant Time: Nov 11 13:07:39 2007
Quant Method : J:\ACQUDATA\MSVOA10\METHODS\WAT1110.M
Quant Title : MS#10 - 8260B WATERS 10mL Purge
QLast Update : Sun Nov 11 12:54:35 2007
Response via : Initial Calibration

Compound	R.T.	QIon	Response	Conc Units	Dev(Min)
38) Chloroform	4.123	83	580332	48.02 ug/L	100
39) 1,1,1-Trichloroethane	4.385	97	492853	48.21 ug/L	100
41) Cyclohexane	4.470	41	370760	50.22 ug/L	100
43) Carbontetrachloride	4.647	121	139866	48.76 ug/L	100
44) 1,1-Dichloropropene	4.647	75	437059	48.98 ug/L	100
46) Benzene	4.988	78	1285844	48.14 ug/L	100
47) 1,2-Dichloroethane	5.031	62	424778	47.65 ug/L	100
48) Iso-Butyl Alcohol	4.891	43	180876	933.82 ug/L	100
49) n-Heptane	5.482	43	451234	51.11 ug/L	100
50) Trichloroethene	5.994	130	366099	48.70 ug/L	100
51) Methylcyclohexane	6.238	55	460513	52.53 ug/L	100
52) 1,2-Diclpropane	6.287	63	330167	49.02 ug/L	100
53) Dibromomethane	6.427	93	178045	47.89 ug/L	100
54) 1,4-Dioxane	6.482	88	47780m	1029.64 ug/L BAH/11	
55) Methyl Methacrylate	6.488	69	152888	51.35 ug/L	100
56) Bromodichloromethane	6.640	83	427203	49.26 ug/L	100
58) 2-Chloroethylvinyl Ether	7.031	63	165288	53.37 ug/L	100
59) cis-1,3-Dichloropropene	7.165	75	488916	52.27 ug/L	100
60) 4-Methyl-2-pentanone	7.354	43	214013	52.05 ug/L	100
62) Toluene	7.518	91	1365005	48.63 ug/L	100
63) trans-1,3-Dichloropropene	7.768	75	429089	52.99 ug/L	100
64) Ethyl Methacrylate	7.890	69	325643	51.48 ug/L	100
65) 1,1,2-Trichloroethane	7.945	97	249839	49.07 ug/L	100
68) Tetrachloroethene	8.073	164	296375	47.90 ug/L	100
69) 2-Hexanone	8.213	43	153821	49.18 ug/L	100
70) 1,3-Dichloropropane	8.110	76	430016	48.84 ug/L	100
71) Dibromochloromethane	8.323	129	326646	50.29 ug/L	100
72) 1,2-Dibromoethane	8.421	107	253449	49.85 ug/L	100
73) Chlorobenzene	8.884	112	957347	48.22 ug/L	100
74) 1,1,1,2-Tetrachloroethane	8.963	131	342636	50.83 ug/L	100
75) Ethylbenzene	8.994	106	501009	50.03 ug/L	100
76) (m+p)Xylene	9.103	106	1257473	101.89 ug/L	100
77) o-Xylene	9.451	106	614539	51.09 ug/L	100
78) Styrene	9.463	104	1066919	53.46 ug/L	100
79) Bromoform	9.616	173	198588	50.10 ug/L	100
80) Isopropylbenzene	9.774	105	1592553	52.04 ug/L	100
81) Cyclohexanone	9.841	55	217728	923.03 ug/L	100
82) trans-1,4-Dichloro-2-B...	10.073	53	57086	49.97 ug/L	100
84) 1,1,2,2-Tetrachloroethane	10.030	83	283933	47.13 ug/L	100
85) Bromobenzene	10.018	156	440692	48.32 ug/L	100
86) 1,2,3-Trichloropropane	10.061	110	84451	47.58 ug/L	100
87) n-Propylbenzene	10.115	91	1954884	51.07 ug/L	100
88) 2-Chlorotoluene	10.182	91	1148327	49.71 ug/L	100
89) 4-Chlorotoluene	10.274	91	1356837	50.27 ug/L	100
90) 1,3,5-Trimethylbenzene	10.268	105	1409338	52.35 ug/L	100
91) tert-Butylbenzene	10.536	119	1251656	52.85 ug/L	100
92) 1,2,4-Trimethylbenzene	10.573	105	1418314	52.07 ug/L	100
93) sec-Butylbenzene	10.713	105	1709550	52.05 ug/L	100
94) p-Isopropyltoluene	10.829	119	1611308	52.37 ug/L	100
95) 1,3-Dclbenz	10.798	146	882062	49.13 ug/L	100
96) 1,4-Dclbenz	10.871	146	897377	47.70 ug/L	100
97) n-Butylbenzene	11.158	91	1441686	53.51 ug/L	100

Quantitation Report (QT Reviewed)

Sample : 50PPB
Data File : J:\ACQUDATA\msvoa10\data\111007\A6237.D Vial: 11
Acq On : 10 Nov 2007 8:17 pm
Operator : B.ALLGEIER
InstName : MSVOA10
Misc :

Quant Time: Nov 11 13:07:39 2007
Quant Method : J:\ACQUDATA\MSVOA10\METHODS\WAT1110.M
Quant Title : MS#10 - 8260B WATERS 10mL Purge
QLast Update : Sun Nov 11 12:54:35 2007
Response via : Initial Calibration

Compound	R.T.	QIon	Response	Conc Units	Dev(Min)
98) 1,2-Dclbenz	11.164	146	852100	49.99 ug/L	100
99) 1,2-Dibromo-3-chloropr...	11.719	157	60708	46.48 ug/L	100
101) 1,2,4-Tcbenzene	12.237	180	630506	51.27 ug/L	100
102) Hexachlorobt	12.334	225	288461	49.47 ug/L	100
103) Naphthalen	12.377	128	1191582	54.85 ug/L	100
104) 1,2,3-Tclbenzene	12.517	180	563805	50.28 ug/L	100

(#) = qualifier out of range (m) = manual integration (+) = signals summed

Quantitation Report (Qedit)

Sample : 50PPB
Data File : J:\ACQUDATA\msvoa10\data\111007\A6237.D Vial: 11
Acq On : 10 Nov 2007 8:17 pm
Operator : B.ALLGEIER
InstName : MSVOA10
Misc :

Quant Time: Nov 11 12:57:37 2007
Quant Method : J:\ACQUDATA\MSVOA10\METHODS\WAT1110.M
Quant Title : MS#10 - 8260B WATERS 10mL Purge
QLast Update : Sun Nov 11 12:54:35 2007
Response via : Initial Calibration

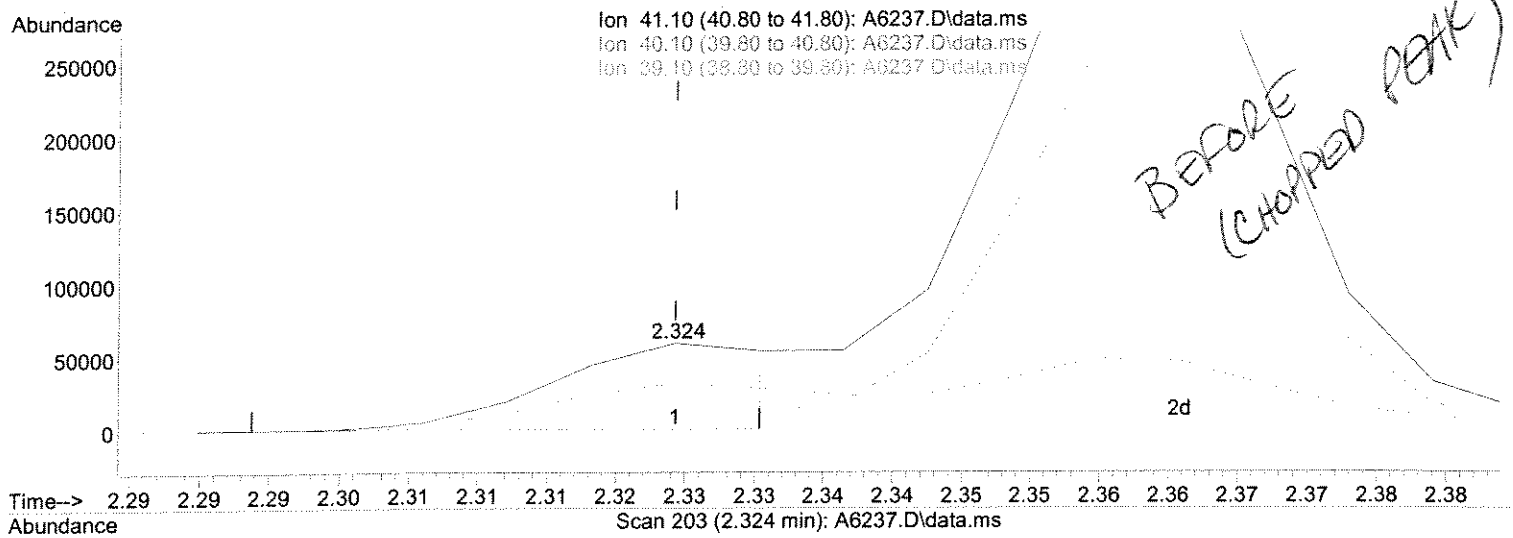



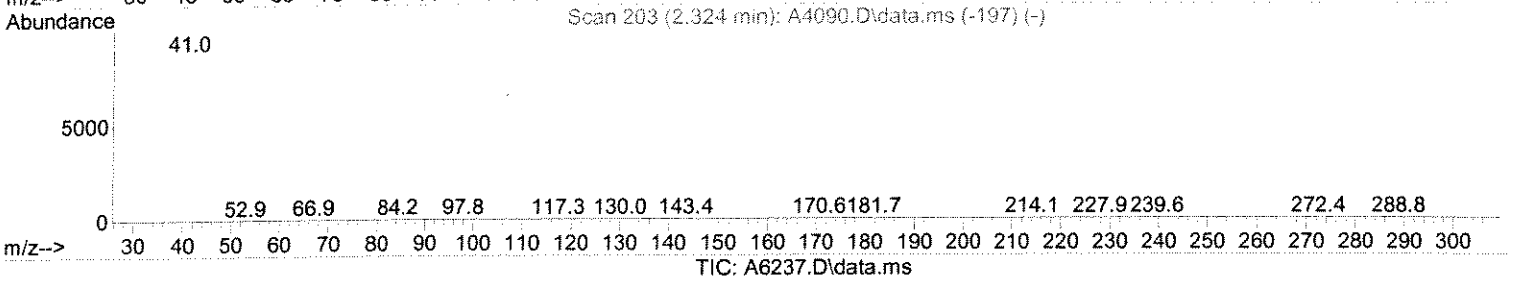

(19) Acetonitrile

2.324min (-0.000) 196.84 ug/L

response 65821

Ion	Exp%	Act%
41.10	100	100
40.10	54.00	54.01
39.10	21.00	20.97
0.00	0.00	0.00

Quantitation Report (Qedit)

Sample : 50PPB
Data File : J:\ACQUDATA\msvoa10\data\111007\A6237.D Vial: 11
Acq On : 10 Nov 2007 8:17 pm
Operator : B.ALLGEIER
InstName : MSVOA10
Misc :

Quant Time: Nov 11 12:57:37 2007
Quant Method : J:\ACQUDATA\MSVOA10\METHODS\WAT1110.M
Quant Title : MS#10 - 8260B WATERS 10mL Purge
QLast Update : Sun Nov 11 12:54:35 2007
Response via : Initial Calibration

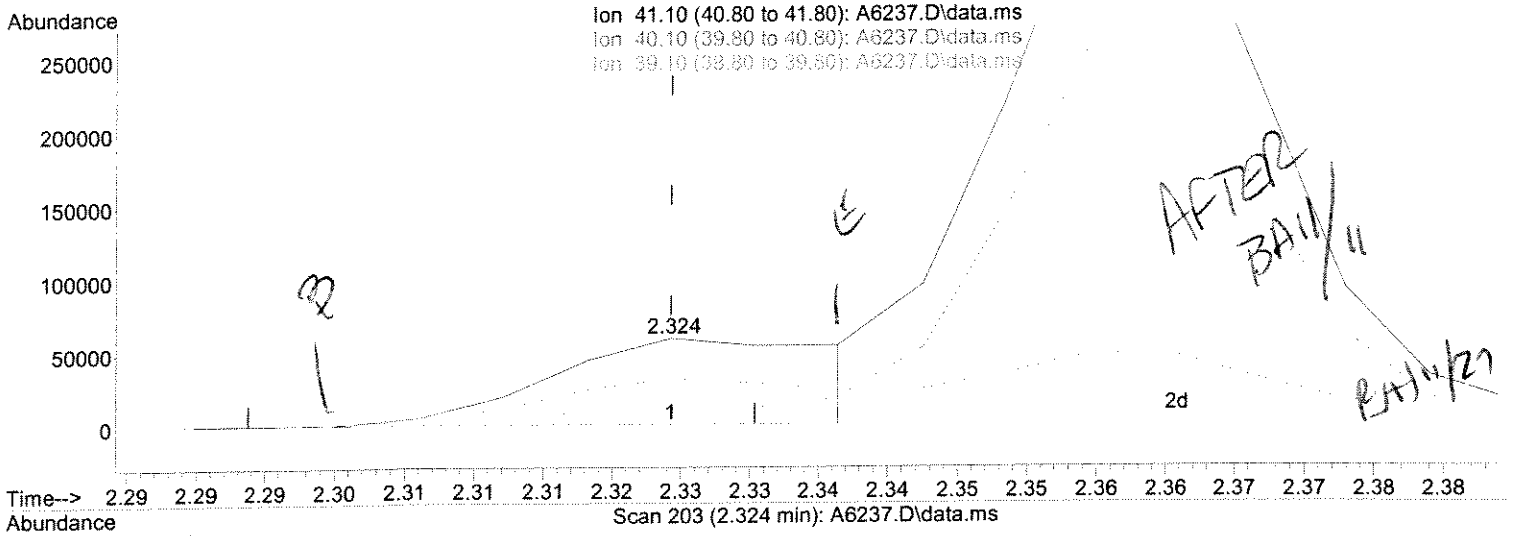



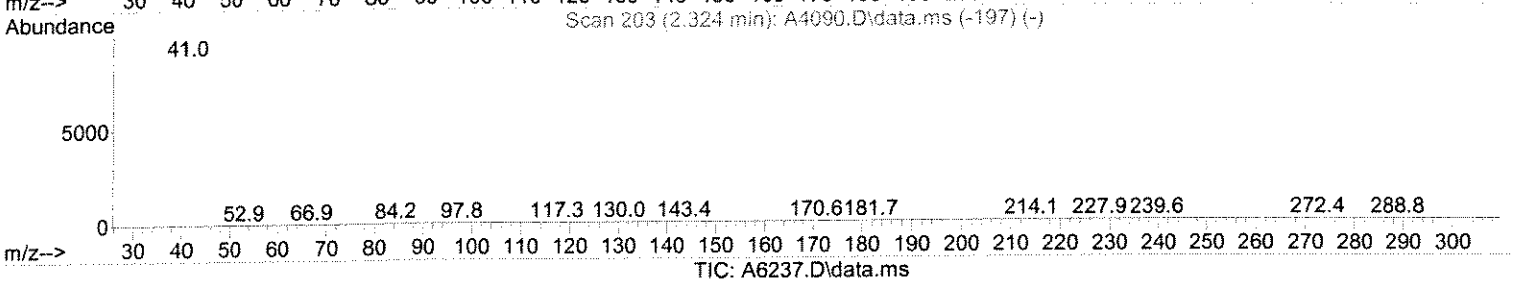

TIC: A6237.D\data.ms

(19) Acetonitrile

2.324min (-0.000) 255.01 ug/L m

response 85275

Ion	Exp%	Act%
41.10	100	100
40.10	54.00	54.01
39.10	21.00	20.97
0.00	0.00	0.00

Quantitation Report (Qedit)

Sample : 50PPB
Data File : J:\ACQUDATA\msvoa10\data\111007\A6237.D Vial: 11
Acq On : 10 Nov 2007 8:17 pm
Operator : B.ALLGEIER
InstName : MSVOA10
Misc :

Quant Time: Nov 11 12:57:37 2007
Quant Method : J:\ACQUDATA\MSVOA10\METHODS\WAT1110.M
Quant Title : MS#10 - 8260B WATERS 10mL Purge
QLast Update : Sun Nov 11 12:54:35 2007
Response via : Initial Calibration

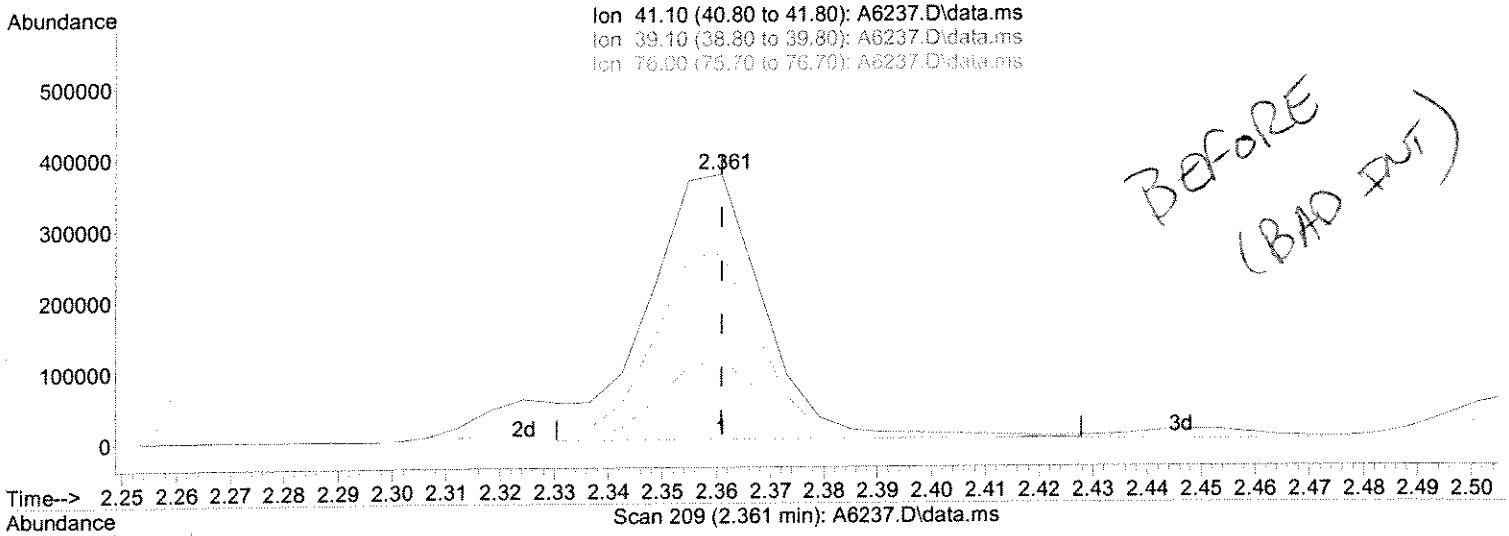

BEFORE (BAD PUT)

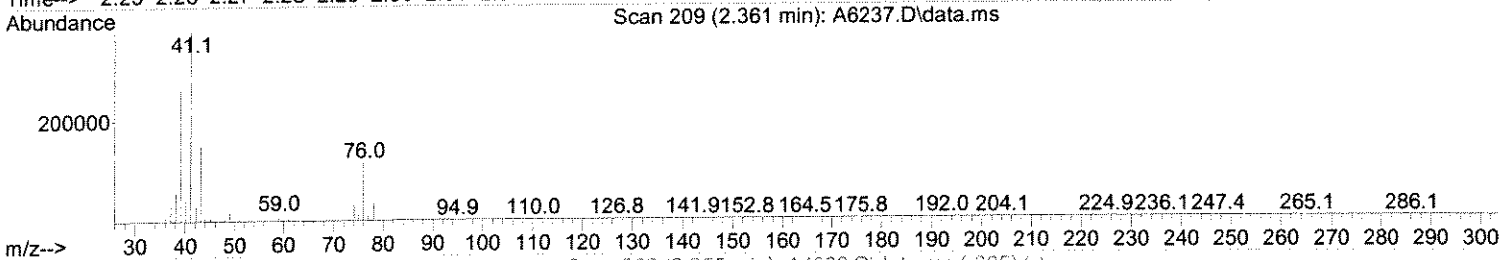

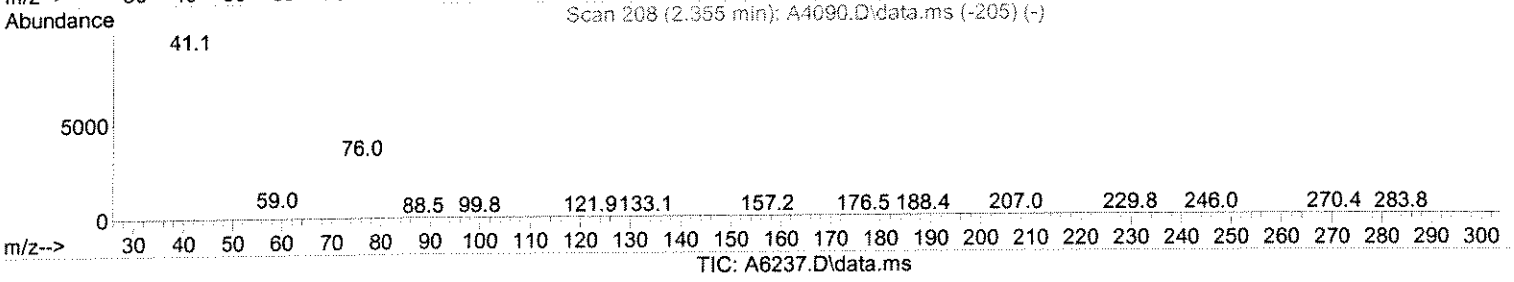

TIC: A6237.D\data.ms

(20) Allyl Chloride

2.361min (-0.000) 51.25 ug/L

response 551665

Ion	Exp%	Act%
41.10	100	100
39.10	70.20	70.23
76.00	30.50	30.54
0.00	0.00	0.00

Quantitation Report (Qedit)

Sample : 50PPB
Data File : J:\ACQUDATA\msvoa10\data\111007\A6237.D Vial: 11
Acq On : 10 Nov 2007 8:17 pm
Operator : B.ALLGEIER
InstName : MSVOA10
Misc :

Quant Time: Nov 11 12:57:37 2007
Quant Method : J:\ACQUDATA\MSVOA10\METHODS\WAT1110.M
Quant Title : MS#10 - 8260B WATERS 10mL Purge
QLast Update : Sun Nov 11 12:54:35 2007
Response via : Initial Calibration

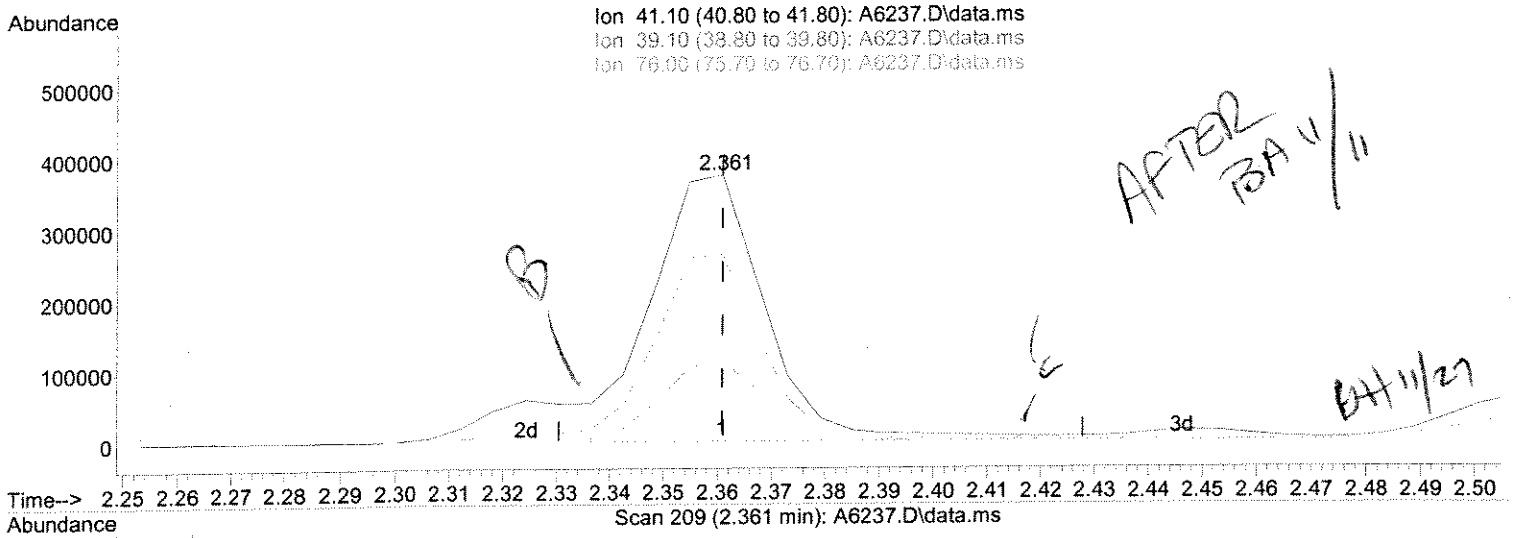

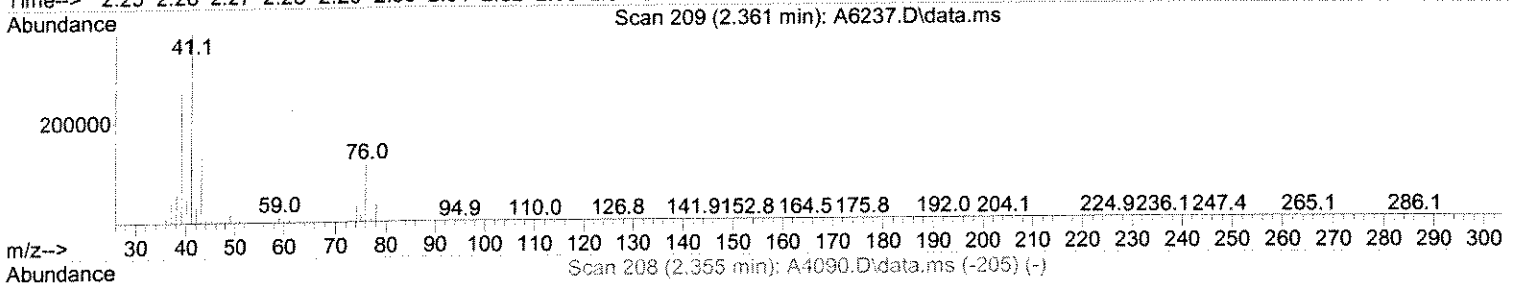

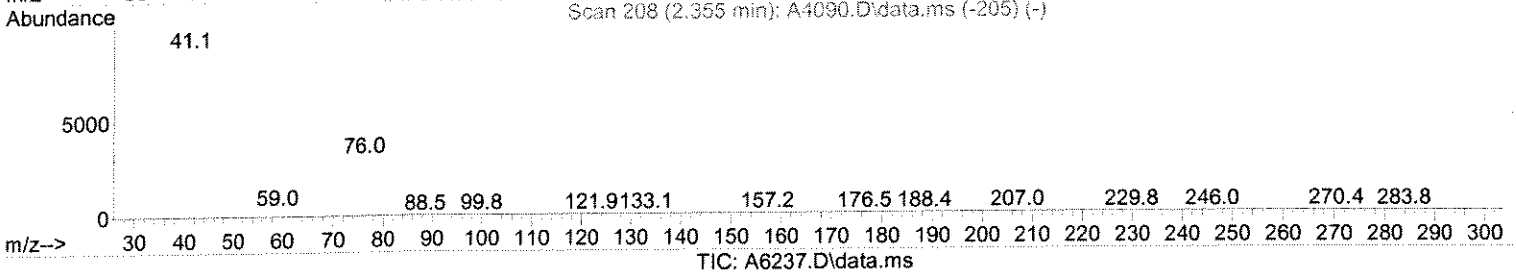

(20) Allyl Chloride

2.361min (-0.000) 49.84 ug/L m

response 536491

Ion	Exp%	Act%
41.10	100	100
39.10	70.20	70.23
76.00	30.50	30.54
0.00	0.00	0.00

Quantitation Report (Qedit)

Sample : 50PPB
Data File : J:\ACQUDATA\msvoa10\data\111007\A6237.D Vial: 11
Acq On : 10 Nov 2007 8:17 pm
Operator : B.ALLGEIER
InstName : MSVOA10
Misc :

Quant Time: Nov 11 12:57:37 2007
Quant Method : J:\ACQUDATA\MSVOA10\METHODS\WAT1110.M
Quant Title : MS#10 - 8260B WATERS 10mL Purge
QLast Update : Sun Nov 11 12:54:35 2007
Response via : Initial Calibration

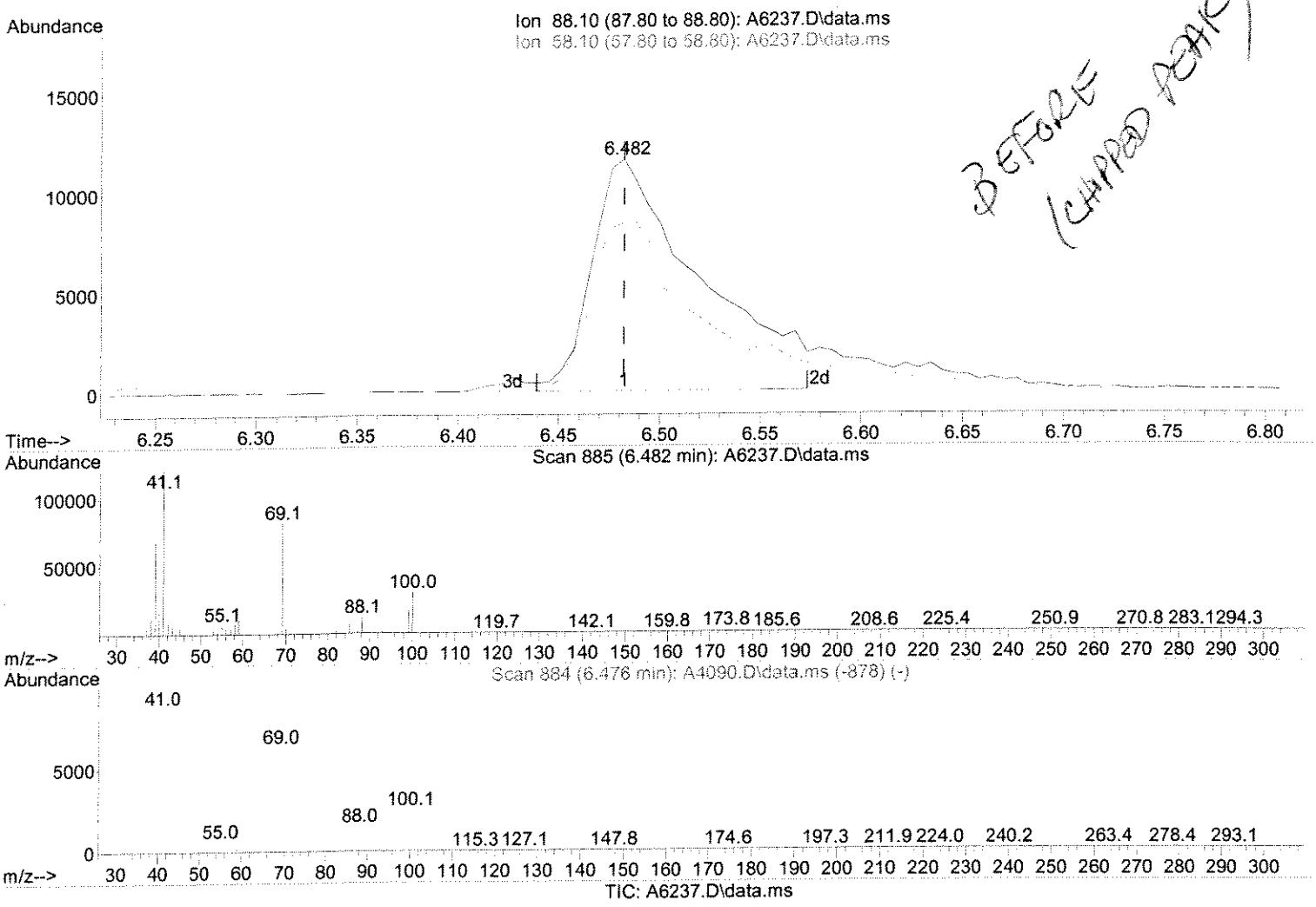

BEFORE (CHAPPED PEAK)

(54) 1,4-Dioxane

6.482min (-0.000) 937.90 ug/L

response 43523

Ion	Exp%	Act%
88.10	100	100
58.10	72.50	72.49
0.00	0.00	0.00
0.00	0.00	0.00

Quantitation Report (Qedit)

Sample : 50PPB
Data File : J:\ACQUDATA\msvoa10\data\111007\A6237.D Vial: 11
Acq On : 10 Nov 2007 8:17 pm
Operator : B.ALLGEIER
InstName : MSVOA10
Misc :

Quant Time: Nov 11 12:57:37 2007
Quant Method : J:\ACQUDATA\MSVOA10\METHODS\WAT1110.M
Quant Title : MS#10 - 8260B WATERS 10mL Purge
QLast Update : Sun Nov 11 12:54:35 2007
Response via : Initial Calibration

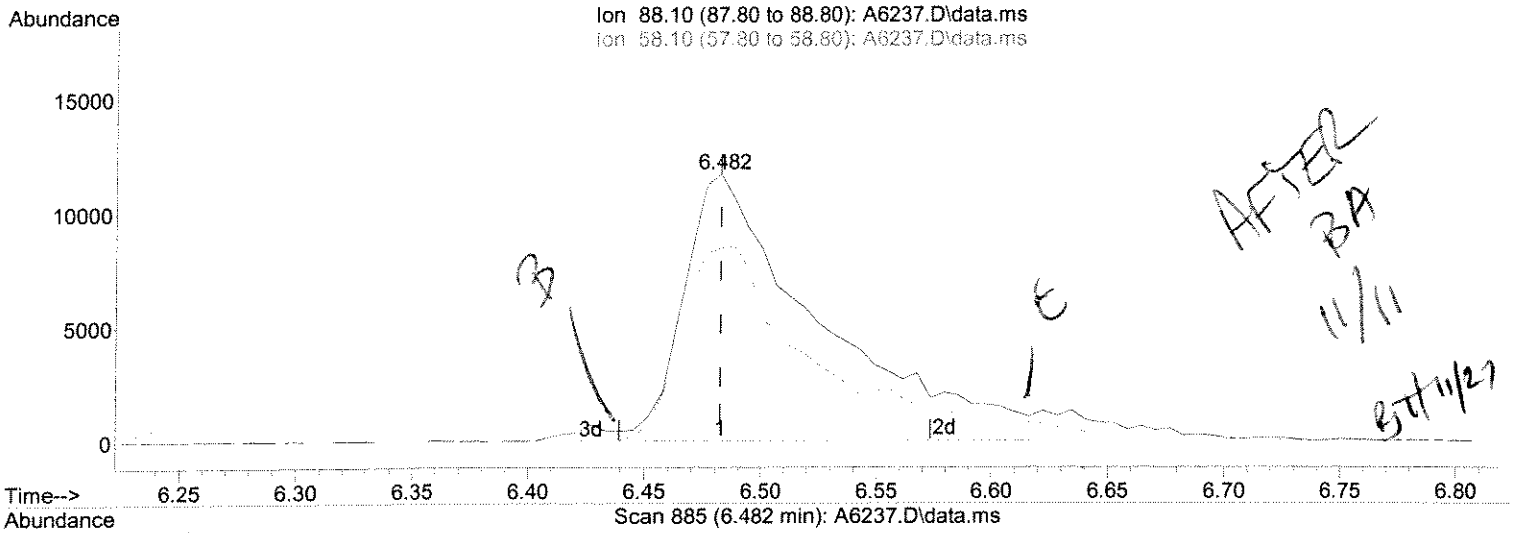



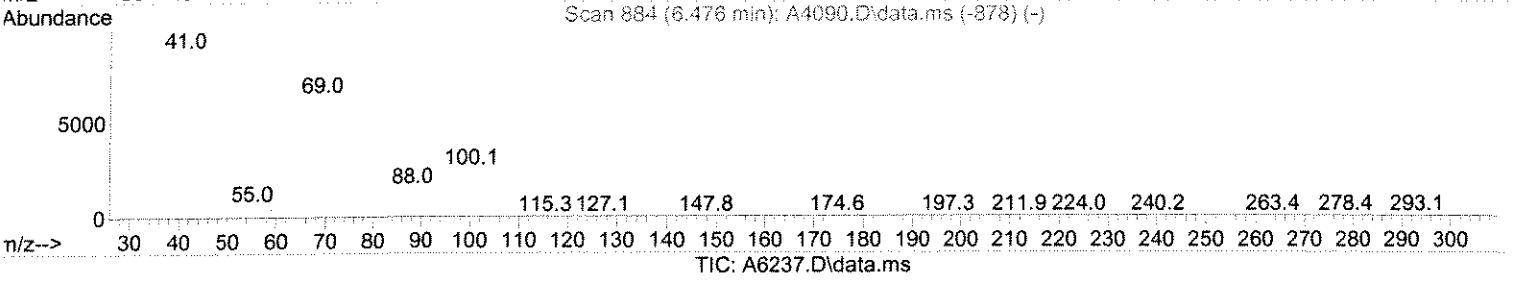

(54) 1,4-Dioxane

6.482min (-0.000) 1029.64 ug/L m

response 47780

Ion	Exp%	Act%
88.10	100	100
58.10	72.50	72.49
0.00	0.00	0.00
0.00	0.00	0.00

Sample : 50PPB
Data File : J:\ACQUDATA\msvoa10\data\111007\A6237.D Vial: 11
Acq On : 10 Nov 2007 8:17 pm
Operator : B.ALLGEIER
InstName : MSVOA10
Misc :

Quant Time: Nov 11 13:07:39 2007
Quant Method : J:\ACQUDATA\MSVOA10\METHODS\WAT1110.M
Quant Title : MS#10 - 8260B WATERS 10mL Purge
QLast Update : Sun Nov 11 12:54:35 2007
Response via : Initial Calibration

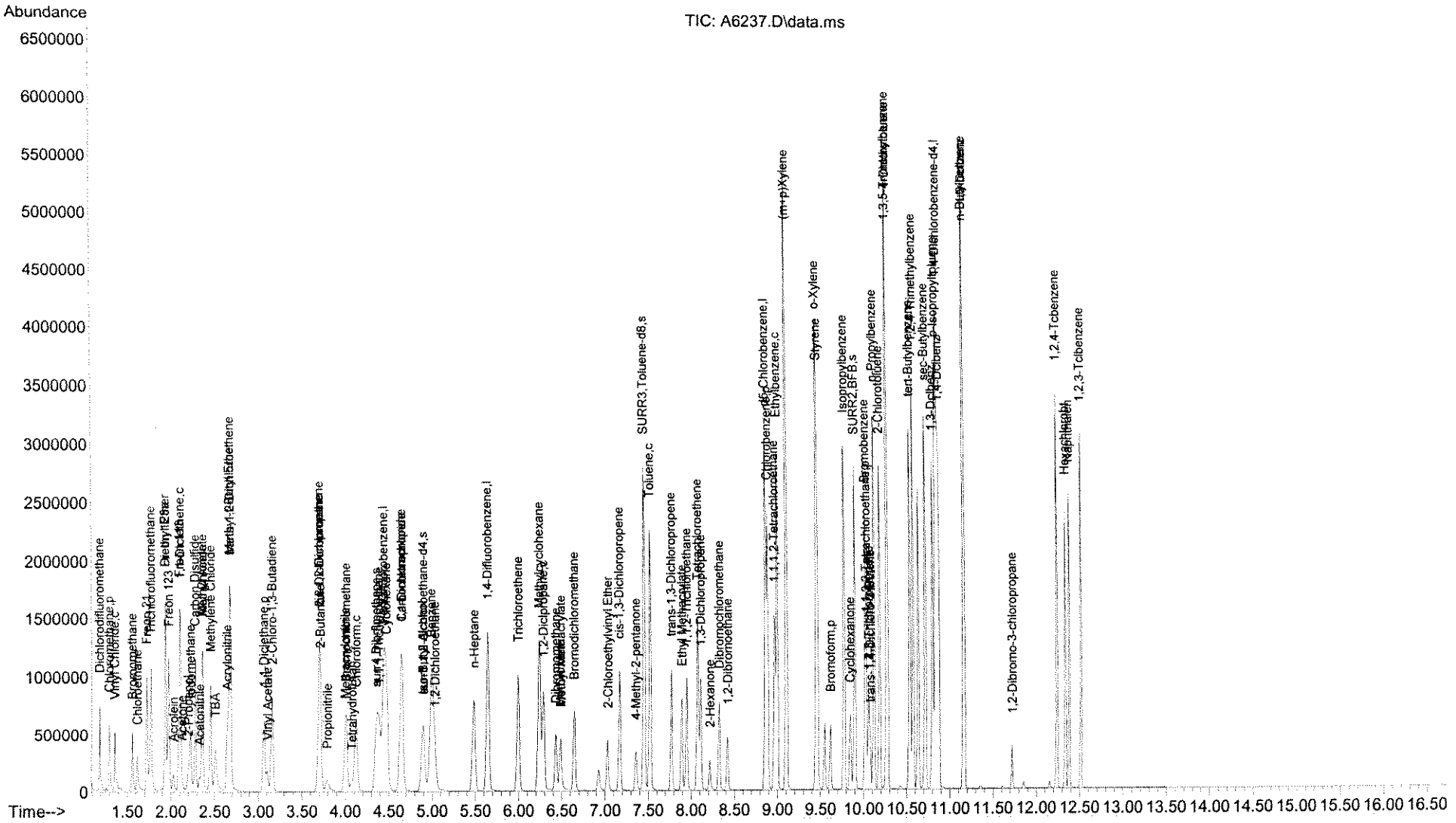

Quantitation Report (QT Reviewed)

Sample : 100PPB
Data File : J:\ACQUDATA\msvoa10\data\111007\A6238.D Vial: 12
Acq On : 10 Nov 2007 8:46 pm
Operator : B.ALLGEIER
InstName : MSVOA10
Misc :

Quant Time: Nov 11 12:57:44 2007
Quant Method : J:\ACQUDATA\MSVOA10\METHODS\WAT1110.M
Quant Title : MS#10 - 8260B WATERS 10mL Purge
QLast Update : Sun Nov 11 12:54:35 2007
Response via : Initial Calibration

Compound	R.T.	QIon	Response	Conc	Units	Dev(Min)
Internal Standards						
1) Pentafluorobenzene	4.440	168	921581	50.00	ug/L	0.00
40) 1,4-Difluorobenzene	5.641	114	1365369	50.00	ug/L	0.00
67) d5-Chlorobenzene	8.860	117	1349979	50.00	ug/L	0.00
83) 1,4-Dichlorobenzene-d4	10.853	152	813100	50.00	ug/L	0.00
System Monitoring Compounds						
42) surr4,Dibrflmethane	4.355	113	746775	97.01	ug/L	0.00
Spiked Amount 50.000			Recovery	=	194.02%	
45) surr1,1,2-dichloroetha...	4.897	65	800368	97.39	ug/L	0.00
Spiked Amount 50.000			Recovery	=	194.78%	
61) SURR3,Toluene-d8	7.452	98	2799337	96.40	ug/L	0.00
Spiked Amount 50.000			Recovery	=	192.80%	
66) SURR2,BFB	9.896	95	1210764	96.99	ug/L	0.00
Spiked Amount 50.000			Recovery	=	193.98%	
Target Compounds						Qvalue
2) Dichlorodifluoromethane	1.184	85	773494	104.33	ug/L	100
3) Chloromethane	1.294	50	820806	98.98	ug/L	99
4) Vinyl Chloride	1.355	62	747175	99.17	ug/L	99
5) Bromomethane	1.556	94	430456	108.40	ug/L	100
6) Chloroethane	1.611	64	385926	100.44	ug/L	100
7) Freon 21	1.721	67	1497173	102.73	ug/L	100
8) Trichlorofluoromethane	1.770	101	1037533	96.15	ug/L	100
9) Diethyl Ether	1.934	59	450850	100.18	ug/L	98
10) Freon 123a	1.934	67	761343	99.64	ug/L	98
11) Freon 123	1.971	83	908380	101.47	ug/L	99
12) Acrolein	2.026	56	188332	525.34	ug/L	100
13) 1,1-Diclethene	2.105	96	521129	100.40	ug/L	98
14) Freon 113	2.099	101	579604	98.51	ug/L	100
15) Acetone	2.123	43	152810	106.94	ug/L	99
16) 2-Propanol	2.196	45	599586	2132.91	ug/L	97
17) Iodomethane	2.221	142	808928	104.98	ug/L	99
18) Carbon Disulfide	2.276	76	2039544	100.31	ug/L	100
19) Acetonitrile	2.324	41	183985	535.85	ug/L	99
20) Allyl Chloride	2.361	41	1120009	101.34	ug/L	99
21) Methyl Acetate	2.361	43	463020	101.57	ug/L	99
22) Methylene Chloride	2.453	84	659695	96.07	ug/L	99
23) TBA	2.507	59	821991	2151.38	ug/L	95
24) Acrylonitrile	2.642	53	841237	522.29	ug/L	97
25) Methyl-t-Butyl Ether	2.672	73	1649732	108.37	ug/L	99
26) trans-1,2-Dichloroethene	2.678	96	664949	100.71	ug/L	99
27) 1,1-Diclethane	3.062	63	1210768	99.51	ug/L	100
28) Vinyl Acetate	3.105	43	526479	102.02	ug/L	99
29) 2-Chloro-1,3-Butadiene	3.160	53	967004	105.14	ug/L	100
30) 2,2-Dichloropropane	3.702	77	835120	104.10	ug/L	98
31) cis-1,2-Dichloroethene	3.702	96	726403	101.80	ug/L	99
32) 2-Butanone	3.714	43	224914	99.74	ug/L	98
34) Propionitrile	3.794	54	313853	537.26	ug/L	99
35) Bromochloromethane	4.013	130	444893	96.58	ug/L	96
36) Methacrylonitrile	3.995	67	192488	108.36	ug/L	95
37) Tetrahydrofuran	4.074	42	140075	99.04	ug/L	98

00119

Quantitation Report (QT Reviewed)

Sample : 100PPB
Data File : J:\ACQUDATA\msvoa10\data\111007\A6238.D Vial: 12
Acq On : 10 Nov 2007 8:46 pm
Operator : B.ALLGEIER
InstName : MSVOA10
Misc :

Quant Time: Nov 11 12:57:44 2007
Quant Method : J:\ACQUDATA\MSVOA10\METHODS\WAT1110.M
Quant Title : MS#10 - 8260B WATERS 10mL Purge
QLast Update : Sun Nov 11 12:54:35 2007
Response via : Initial Calibration

Compound	R.T.	QIon	Response	Conc Units	Dev(Min)
38) Chloroform	4.123	83	1241744	100.07 ug/L	99
39) 1,1,1-Trichloroethane	4.385	97	1064167	101.38 ug/L	99
41) Cyclohexane	4.470	41	775831	102.38 ug/L	98
43) Carbontetrachloride	4.647	121	304909	103.57 ug/L	99
44) 1,1-Dichloropropene	4.647	75	930022	101.55 ug/L	99
46) Benzene	4.995	78	2750862	100.33 ug/L	99
47) 1,2-Dichloroethane	5.031	62	907894	99.22 ug/L	99
48) Iso-Butyl Alcohol	4.891	43	419634	2110.74 ug/L	98
49) n-Heptane	5.482	43	946636	104.45 ug/L	98
50) Trichloroethene	5.995	130	795168	103.06 ug/L	99
51) Methylcyclohexane	6.238	55	967038	107.47 ug/L	100
52) 1,2-Diclpropane	6.287	63	709468	102.62 ug/L	98
53) Dibromomethane	6.427	93	385326	100.98 ug/L	99
54) 1,4-Dioxane	6.482	88	108819	2284.67 ug/L	98
55) Methyl Methacrylate	6.488	69	349710	114.44 ug/L	95
56) Bromodichloromethane	6.647	83	939559	105.55 ug/L	98
58) 2-Chloroethylvinyl Ether	7.031	63	360198	113.31 ug/L	100
59) cis-1,3-Dichloropropene	7.165	75	1081124	112.60 ug/L	100
60) 4-Methyl-2-pentanone	7.354	43	483020	114.45 ug/L	98
62) Toluene	7.519	91	2921996	101.41 ug/L	100
63) trans-1,3-Dichloropropene	7.769	75	957466	115.19 ug/L	100
64) Ethyl Methacrylate	7.890	69	739208	113.86 ug/L	99
65) 1,1,2-Trichloroethane	7.945	97	542594	103.83 ug/L	97
68) Tetrachloroethene	8.073	164	643041	100.27 ug/L	100
69) 2-Hexanone	8.214	43	349288	107.74 ug/L	99
70) 1,3-Dichloropropane	8.110	76	928516	101.74 ug/L	99
71) Dibromochloromethane	8.323	129	730116	108.46 ug/L	98
72) 1,2-Dibromoethane	8.421	107	554875	105.30 ug/L	99
73) Chlorobenzene	8.884	112	2055204	99.87 ug/L	100
74) 1,1,1,2-Tetrachloroethane	8.963	131	747966	107.06 ug/L	98
75) Ethylbenzene	8.994	106	1084948	104.52 ug/L	100
76) (m+p)Xylene	9.104	106	2687000	210.07 ug/L	100
77) o-Xylene	9.451	106	1318319	105.75 ug/L	99
78) Styrene	9.463	104	2320095	112.16 ug/L	100
79) Bromoform	9.616	173	459261	111.80 ug/L	99
80) Isopropylbenzene	9.774	105	3424711	107.98 ug/L	99
81) Cyclohexanone	9.841	55	462323	1891.09 ug/L	99
82) trans-1,4-Dichloro-2-B...	10.073	53	131978	111.47 ug/L #	92
84) 1,1,2,2-Tetrachloroethane	10.030	83	623221	99.30 ug/L	99
85) Bromobenzene	10.018	156	964958	101.58 ug/L	99
86) 1,2,3-Trichloropropane	10.061	110	187002	101.15 ug/L	99
87) n-Propylbenzene	10.122	91	4179994	104.84 ug/L	97
88) 2-Chlorotoluene	10.183	91	2467503	102.55 ug/L	100
89) 4-Chlorotoluene	10.274	91	2890499	102.81 ug/L	99
90) 1,3,5-Trimethylbenzene	10.268	105	3009141	107.30 ug/L	100
91) tert-Butylbenzene	10.536	119	2661180	107.87 ug/L	100
92) 1,2,4-Trimethylbenzene	10.573	105	3051421	107.55 ug/L	100
93) sec-Butylbenzene	10.713	105	3609917	105.52 ug/L	100
94) p-Isopropyltoluene	10.835	119	3421772	106.76 ug/L	97
95) 1,3-Dclbenz	10.798	146	1914112	102.35 ug/L	100
96) 1,4-Dclbenz	10.872	146	1955049	99.76 ug/L	99
97) n-Butylbenzene	11.158	91	3005899	107.11 ug/L	100

Quantitation Report (QT Reviewed)

Sample : 100PPB
Data File : J:\ACQUDATA\msvoa10\data\111007\A6238.D Vial: 12
Acq On : 10 Nov 2007 8:46 pm
Operator : B.ALLGEIER
InstName : MSVOA10
Misc :

Quant Time: Nov 11 12:57:44 2007
Quant Method : J:\ACQUDATA\MSVOA10\METHODS\WAT1110.M
Quant Title : MS#10 - 8260B WATERS 10mL Purge
QLast Update : Sun Nov 11 12:54:35 2007
Response via : Initial Calibration

Compound	R.T.	QIon	Response	Conc Units	Dev(Min)
98) 1,2-Dclbenz	11.164	146	1837150	103.46 ug/L	99
99) 1,2-Dibromo-3-chloropr...	11.719	157	143900	105.76 ug/L	97
101) 1,2,4-Tcbenzene	12.237	180	1335649	104.27 ug/L	99
102) Hexachlorobt	12.335	225	591785	97.44 ug/L	99
103) Naphthalen	12.384	128	2613873	115.51 ug/L	99
104) 1,2,3-Tclbenzene	12.518	180	1193405	102.18 ug/L	100

(#) = qualifier out of range (m) = manual integration (+) = signals summed

Sample : 100PPB
Data File : J:\ACQUDATA\msvoa10\data\111007\A6238.D Vial: 12
Acq On : 10 Nov 2007 8:46 pm
Operator : B.ALLGEIER
InstName : MSVOA10
Misc :

Quant Time: Nov 11 12:57:44 2007
Quant Method : J:\ACQUDATA\MSVOA10\METHODS\WAT1110.M
Quant Title : MS#10 - 8260B WATERS 10mL Purge
QLast Update : Sun Nov 11 12:54:35 2007
Response via : Initial Calibration

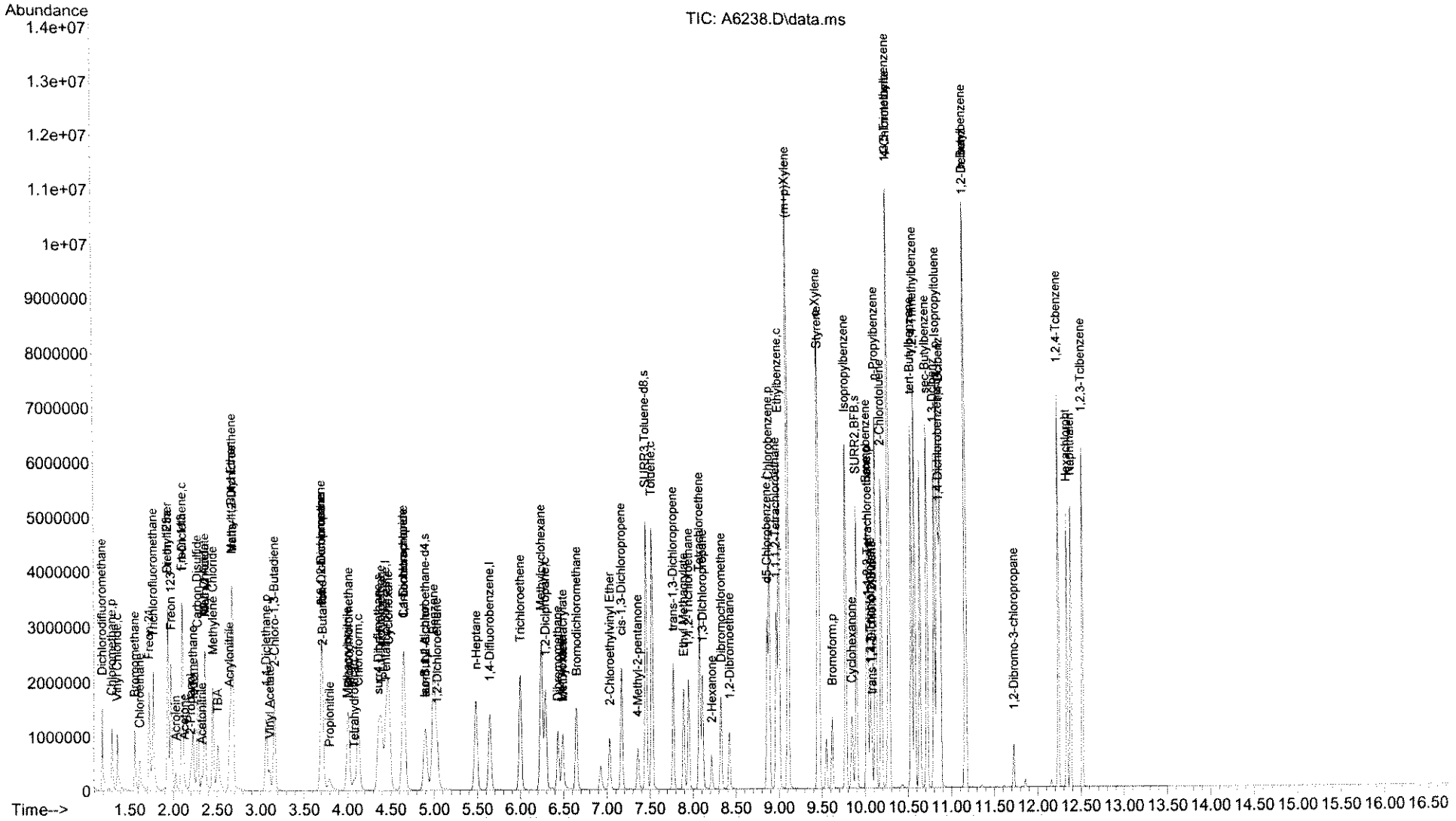

Quantitation Report (QT Reviewed)

Sample : 200PPB
Data File : J:\ACQUDATA\msvoa10\data\111007\A6240.D Vial: 14
Acq On : 10 Nov 2007 9:46 pm
Operator : B.ALLGEIER
InstName : MSVOA10
Misc :

Quant Time: Nov 11 12:57:57 2007
Quant Method : J:\ACQUDATA\MSVOA10\METHODS\WAT1110.M
Quant Title : MS#10 - 8260B WATERS 10mL Purge
QLast Update : Sun Nov 11 12:54:35 2007
Response via : Initial Calibration

Compound	R.T.	QIon	Response	Conc	Units	Dev(Min)
Internal Standards						
1) Pentafluorobenzene	4.440	168	983907	50.00	ug/L	0.00
40) 1,4-Difluorobenzene	5.641	114	1445270	50.00	ug/L	0.00
67) d5-Chlorobenzene	8.860	117	1422775	50.00	ug/L	0.00
83) 1,4-Dichlorobenzene-d4	10.853	152	839829	50.00	ug/L	0.00
System Monitoring Compounds						
42) surr4,Dibrflmethane	4.354	113	1125898	138.17	ug/L	0.00
Spiked Amount 50.000			Recovery	=	276.34%	
45) surr1,1,2-dichloroetha...	4.897	65	1182338	135.92	ug/L	0.00
Spiked Amount 50.000			Recovery	=	271.84%	
61) SURR3,Toluene-d8	7.451	98	4189562	136.30	ug/L	0.00
Spiked Amount 50.000			Recovery	=	272.60%	
66) SURR2,BFB	9.896	95	1788553	135.36	ug/L	0.00
Spiked Amount 50.000			Recovery	=	270.72%	
Target Compounds						Qvalue
2) Dichlorodifluoromethane	1.184	85	1650665	208.54	ug/L	99
3) Chloromethane	1.294	50	1707394	192.86	ug/L	99
4) Vinyl Chloride	1.355	62	1566753	194.78	ug/L	99
5) Bromomethane	1.556	94	909017	214.41	ug/L	99
6) Chloroethane	1.611	64	814874	198.64	ug/L	99
7) Freon 21	1.721	67	2948185	189.48	ug/L	100
8) Trichlorofluoromethane	1.770	101	2130429	184.93	ug/L	99
9) Diethyl Ether	1.934	59	940412	195.72	ug/L	95
10) Freon 123a	1.934	67	1435038	175.91	ug/L	98
11) Freon 123	1.971	83	1793564	187.65	ug/L	100
12) Acrolein	2.026	56	502055	1311.75	ug/L	100
13) 1,1-Diclethene	2.105	96	1141169	205.94	ug/L	94
14) Freon 113	2.099	101	1247208	198.56	ug/L	100
15) Acetone	2.123	43	260203	170.56	ug/L	99
16) 2-Propanol	2.202	45	1318545	4393.34	ug/L	93
17) Iodomethane	2.221	142	1802188	219.07	ug/L	98
18) Carbon Disulfide	2.276	76	4621053	212.87	ug/L	100
19) Acetonitrile	2.324	41	401980	1096.59	ug/L	100
20) Allyl Chloride	2.361	41	2343208	198.59	ug/L	98
21) Methyl Acetate	2.361	43	979363	201.23	ug/L	100
22) Methylene Chloride	2.452	84	1450639	197.88	ug/L	98
23) TBA	2.513	59	1903820	4667.20	ug/L	87
24) Acrylonitrile	2.641	53	1817835	1057.13	ug/L	96
25) Methyl-t-Butyl Ether	2.672	73	3586933	220.71	ug/L	100
26) trans-1,2-Dichloroethene	2.678	96	1449626	205.64	ug/L	97
27) 1,1-Diclethane	3.062	63	2655162	204.39	ug/L	100
28) Vinyl Acetate	3.105	43	1235916	224.32	ug/L	100
29) 2-Chloro-1,3-Butadiene	3.159	53	2173619	221.36	ug/L	98
30) 2,2-Dichloropropane	3.702	77	1818311	212.30	ug/L	98
31) cis-1,2-Dichloroethene	3.702	96	1605976	210.80	ug/L	97
32) 2-Butanone	3.720	43	482723	200.50	ug/L	99
34) Propionitrile	3.793	54	696827	1117.28	ug/L	100
35) Bromochloromethane	4.013	130	951207	193.42	ug/L	95
36) Methacrylonitrile	3.995	67	427067	225.19	ug/L	99
37) Tetrahydrofuran	4.074	42	307247	203.48	ug/L	98

Quantitation Report (QT Reviewed)

Sample : 200PPB
Data File : J:\ACQUDATA\msvoa10\data\111007\A6240.D Vial: 14
Acq On : 10 Nov 2007 9:46 pm
Operator : B.ALLGEIER
InstName : MSVOA10
Misc :

Quant Time: Nov 11 12:57:57 2007
Quant Method : J:\ACQUDATA\MSVOA10\METHODS\WAT1110.M
Quant Title : MS#10 - 8260B WATERS 10mL Purge
QLast Update : Sun Nov 11 12:54:35 2007
Response via : Initial Calibration

Compound	R.T.	QIon	Response	Conc Units	Dev(Min)
38) Chloroform	4.123	83	2694702	203.40 ug/L	99
39) 1,1,1-Trichloroethane	4.391	97	2332234	208.10 ug/L	98
41) Cyclohexane	4.470	41	1551569	193.42 ug/L	97
43) Carbontetrachloride	4.647	121	666274	213.80 ug/L	98
44) 1,1-Dichloropropene	4.647	75	2053684	211.84 ug/L	98
46) Benzene	4.994	78	6050542	208.48 ug/L	99
47) 1,2-Dichloroethane	5.031	62	1936071	199.89 ug/L	98
48) Iso-Butyl Alcohol	4.897	43	971476	4616.32 ug/L	96
49) n-Heptane	5.482	43	2078383	216.66 ug/L	95
50) Trichloroethene	5.994	130	1751668	214.49 ug/L	99
51) Methylcyclohexane	6.238	55	1971033	206.94 ug/L	99
52) 1,2-Diclpropane	6.287	63	1558128	212.91 ug/L	100
53) Dibromomethane	6.433	93	836713	207.14 ug/L	91
54) 1,4-Dioxane	6.482	88	251331	4985.00 ug/L	97
55) Methyl Methacrylate	6.488	69	791920	244.83 ug/L	95
56) Bromodichloromethane	6.647	83	2061218	218.76 ug/L	98
58) 2-Chloroethylvinyl Ether	7.031	63	799253	237.53 ug/L	99
59) cis-1,3-Dichloropropene	7.171	75	2387750	234.94 ug/L	99
60) 4-Methyl-2-pentanone	7.360	43	1082093	242.22 ug/L	97
62) Toluene	7.524	91	6354546	208.35 ug/L	100
63) trans-1,3-Dichloropropene	7.768	75	2110033	239.82 ug/L	99
64) Ethyl Methacrylate	7.890	69	1663764	242.10 ug/L	97
65) 1,1,2-Trichloroethane	7.951	97	1179365	213.20 ug/L	98
68) Tetrachloroethene	8.073	164	1445340	213.84 ug/L	99
69) 2-Hexanone	8.213	43	786886	230.30 ug/L	100
70) 1,3-Dichloropropane	8.110	76	2011386	209.12 ug/L	98
71) Dibromochloromethane	8.323	129	1621570	228.55 ug/L	98
72) 1,2-Dibromoethane	8.421	107	1216292	219.01 ug/L	98
73) Chlorobenzene	8.884	112	4480953	206.61 ug/L	99
74) 1,1,1,2-Tetrachloroethane	8.969	131	1653972	224.62 ug/L	98
75) Ethylbenzene	8.994	106	2382880	217.82 ug/L	97
76) (m+p)Xylene	9.103	106	5586017	414.38 ug/L	100
77) o-Xylene	9.451	106	2818412	214.51 ug/L	99
78) Styrene	9.463	104	4960601	227.54 ug/L	98
79) Bromoform	9.616	173	1053783	243.40 ug/L	98
80) Isopropylbenzene	9.774	105	7336769	219.49 ug/L	98
81) Cyclohexanone	9.847	55	1177102	4568.47 ug/L	96
82) trans-1,4-Dichloro-2-B...	10.079	53	291473	233.58 ug/L #	81
84) 1,1,2,2-Tetrachloroethane	10.030	83	1381801	213.17 ug/L	99
85) Bromobenzene	10.018	156	2131988	217.29 ug/L	99
86) 1,2,3-Trichloropropane	10.061	110	410695	215.07 ug/L	98
87) n-Propylbenzene	10.122	91	8788390	213.41 ug/L	96
88) 2-Chlorotoluene	10.189	91	5275148	212.27 ug/L	98
89) 4-Chlorotoluene	10.274	91	6013732	207.08 ug/L	97
90) 1,3,5-Trimethylbenzene	10.268	105	6178812	213.32 ug/L	99
91) tert-Butylbenzene	10.536	119	5582830	219.09 ug/L	99
92) 1,2,4-Trimethylbenzene	10.573	105	6420797	219.11 ug/L	99
93) sec-Butylbenzene	10.713	105	7591588	214.85 ug/L	99
94) p-Isopropyltoluene	10.835	119	7114714	214.91 ug/L	98
95) 1,3-Dclbenz	10.798	146	4066975	210.54 ug/L	99
96) 1,4-Dclbenz	10.871	146	4112434	203.16 ug/L	98
97) n-Butylbenzene	11.158	91	6075787	209.61 ug/L	99

Quantitation Report (QT Reviewed)

Sample : 200PPB
Data File : J:\ACQUDATA\msvoa10\data\111007\A6240.D Vial: 14
Acq On : 10 Nov 2007 9:46 pm
Operator : B.ALLGEIER
InstName : MSVOA10
Misc :

Quant Time: Nov 11 12:57:57 2007
Quant Method : J:\ACQUDATA\MSVOA10\METHODS\WAT1110.M
Quant Title : MS#10 - 8260B WATERS 10mL Purge
QLast Update : Sun Nov 11 12:54:35 2007
Response via : Initial Calibration

Compound	R.T.	QIon	Response	Conc Units	Dev(Min)
98) 1,2-Dclbenz	11.170	146	3735489	203.67 ug/L	99
99) 1,2-Dibromo-3-chloropr...	11.719	157	320005	227.71 ug/L	97
101) 1,2,4-Tcbenzene	12.237	180	2846715	215.16 ug/L	99
102) Hexachlorobt	12.335	225	1345945	214.55 ug/L	99
103) Naphthalen	12.383	128	5482690	234.57 ug/L	99
104) 1,2,3-Tclbenzene	12.517	180	2546542	211.09 ug/L	98

(#) = qualifier out of range (m) = manual integration (+) = signals summed

Sample : 200PPB
Data File : J:\ACQUDATA\msvoa10\data\111007\A6240.D Vial: 14
Acq On : 10 Nov 2007 9:46 pm
Operator : B.ALLGEIER
InstName : MSVOA10
Misc :

Quant Time: Nov 11 12:57:57 2007
Quant Method : J:\ACQUDATA\MSVOA10\METHODS\WAT1110.M
Quant Title : MS#10 - 8260B WATERS 10mL Purge
QLast Update : Sun Nov 11 12:54:35 2007
Response via : Initial Calibration

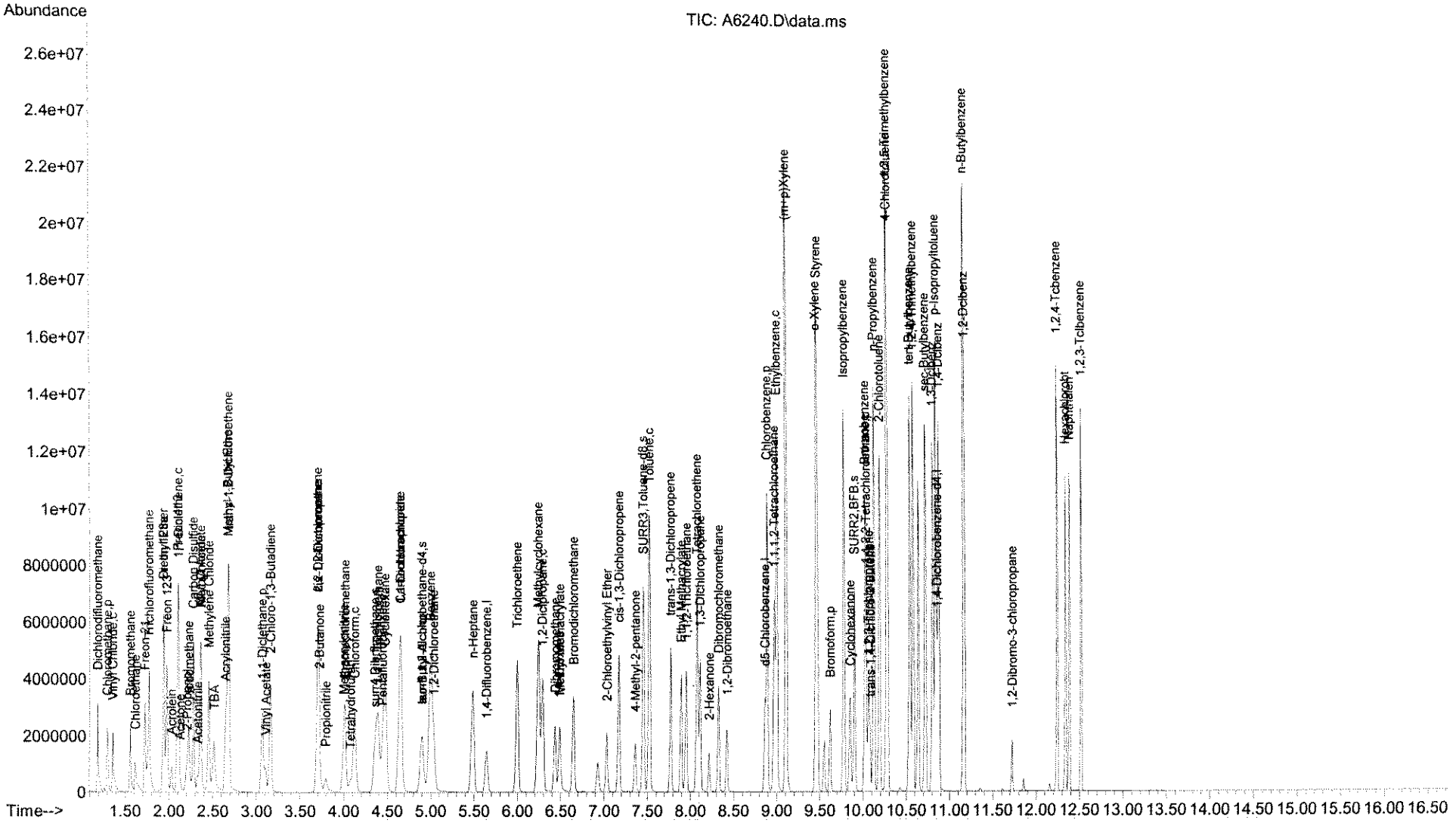

Evaluate Continuing Calibration Report

Sample : CCV
Data File : J:\ACQUDATA\msvoa10\data\112607\A6615.D Vial: 1
Acq On : 26 Nov 2007 11:01 am
Operator : B.ALLGEIER
InstName : MSVOA10
Misc :

Quant Time: Nov 26 11:16:56 2007
Quant Method : J:\ACQUDATA\MSVOA10\METHODS\WAT1110.M
Quant Title : MS#10 - 8260B WATERS 10mL Purge
QLast Update : Tue Nov 13 13:26:34 2007
Response via : Initial Calibration

Min. RRF : 0.000 Min. Rel. Area : 50% Max. R.T. Dev 0.50min
Max. RRF Dev : 20% Max. Rel. Area : 200%

		Compound	AvgRF	CCRF	%Dev	Area%	Dev(min)
1	I	Pentafluorobenzene	1.000	1.000	0.0	91	0.00
2		Dichlorodifluoromethane	0.402	0.425	-5.7	94	0.00
3	p	Chloromethane	0.450	0.467	-3.8	98	0.00
4	c	Vinyl Chloride	0.409	0.440	-7.6	101	0.00
5		Bromomethane	0.215	0.228	-6.0	98	0.00
6		Chloroethane	0.208	0.248	-19.2	112	0.00
7		Freon 21	0.791	0.816	-3.2	91	0.00
8		Trichlorofluoromethane	0.585	0.636	-8.7	103	0.00
9		Diethyl Ether	0.244	0.261	-7.0	98	0.00
10		Freon 123a	0.415	0.417	-0.5	92	0.00
11		Freon 123	0.486	0.484	0.4	90	0.00
12		Acrolein	0.021	0.031	-47.6#	145	0.00
13	c	1,1-Diclethene	0.282	0.294	-4.3	101	0.00
14		Freon 113	0.319	0.346	-8.5	104	0.00
15		Acetone	0.078	0.075	3.8	93	0.00
16		2-Propanol	0.015	0.014	6.7	84	0.00
17		Iodomethane	0.418	0.388	7.2	84	0.00
18		Carbon Disulfide	1.103	1.208	-9.5	100	0.00
19		Acetonitrile	0.021	0.020	4.8	94	0.00
20		Allyl Chloride	0.595	0.675	-13.4	102	0.00
21		Methyl Acetate	0.247	0.267	-8.1	101	0.00
22		Methylene Chloride	0.373	0.378	-1.3	99	0.00
23		TBA	0.021	0.019	9.5	86	0.00
24		Acrylonitrile	0.087	0.090	-3.4	95	0.00
25		Methyl-t-Butyl Ether	0.826	0.857	-3.8	93	0.00
26		trans-1,2-Dichloroethene	0.358	0.377	-5.3	99	0.00
27	p	1,1-Diclethane	0.660	0.710	-7.6	101	0.00
28		Vinyl Acetate	0.280	0.333	-18.9	114	0.00
29		2-Chloro-1,3-Butadiene	0.499	0.562	-12.6	97	0.00
30		2,2-Dichloropropane	0.435	0.553	-27.1#	117	0.00
31		cis-1,2-Dichloroethene	0.387	0.399	-3.1	96	0.00
32		2-Butanone	0.122	0.115	5.7	88	0.00
33		Ethyl Acetate	0.000	0.000	0.0	88	0.00
34		Propionitrile	0.032	0.031	3.1	89	0.00
35		Bromochloromethane	0.250	0.239	4.4	93	0.00
36		Methacrylonitrile	0.096	0.095	1.0	88	0.00
37		Tetrahydrofuran	0.077	0.069	10.4	87	0.00
38	c	Chloroform	0.673	0.716	-6.4	100	0.00
39		1,1,1-Trichloroethane	0.570	0.608	-6.7	100	0.00
40	I	1,4-Difluorobenzene	1.000	1.000	0.0	93	0.00
41		Cyclohexane	0.278	0.266	4.3	89	0.00
42	s	surr4,Dibrflmethane	0.282	0.319	-46 ~~-13.1~~	97	0.00
43		Carbontetrachloride	0.108	0.113	-4.6	100	-0.01
44		1,1-Dichloropropene	0.335	0.351	-4.8	99	0.00
45	s	surr1,1,2-dichloroethane-d4	0.301	0.354	-17.6	102	0.00
46		Benzene	1.004	1.035	-3.1	100	0.00
47		1,2-Dichloroethane	0.335	0.344	-2.7	100	0.00

Evaluate Continuing Calibration Report

Sample : CCV
Data File : J:\ACQUDATA\msvoa10\data\112607\A6615.D Vial: 1
Acq On : 26 Nov 2007 11:01 am
Operator : B.ALLGEIER
InstName : MSVOA10
Misc :

Quant Time: Nov 26 11:16:56 2007
Quant Method : J:\ACQUDATA\MSVOA10\METHODS\WAT1110.M
Quant Title : MS#10 - 8260B WATERS 10mL Purge
QLast Update : Tue Nov 13 13:26:34 2007
Response via : Initial Calibration

Min. RRF : 0.000 Min. Rel. Area : 50% Max. R.T. Dev 0.50min
Max. RRF Dev : 20% Max. Rel. Area : 200%

		Compound	AvgRF	CCRF	%Dev	Area%	Dev(min)
48		Iso-Butyl Alcohol	0.007	0.006	14.3	88	-0.01
49		n-Heptane	0.332	0.373	-12.3	102	0.00
50		Trichloroethene	0.283	0.263	7.1	89	0.00
51		Methylcyclohexane	0.330	0.318	3.6	85	0.00
52	c	1,2-Diclpropane	0.253	0.267	-5.5	100	0.00
53		Dibromomethane	0.140	0.139	0.7	97	0.00
54		1,4-Dioxane	0.002	0.001	23.9 ~~-50.0#~~	77	0.00
55		Methyl Methacrylate	0.119	0.111	6.7	90	0.00
56		Bromodichloromethane	0.326	0.343	-5.2	99	0.00
57		2-Nitropropane	0.000	0.000	0.0	105	0.00
58		2-Chloroethylvinyl Ether	0.121	0.112	7.4	84	0.00
59		cis-1,3-Dichloropropene	0.352	0.391	-11.1	99	0.00
60		4-Methyl-2-pentanone	0.164	0.149	9.1	86	0.00
61	s	SURR3,Toluene-d8	1.063	1.194	-12.3	95	0.00
62	c	Toluene	1.055	1.087	-3.0	99	0.00
63		trans-1,3-Dichloropropene	0.304	0.340	3.5 ~~-11.8~~	98	0.00
64		Ethyl Methacrylate	0.238	0.234	12.8 ~~-1.7~~	89	0.00
65		1,1,2-Trichloroethane	0.191	0.191	0.0	94	0.00
66	s	SURR2,BFB	0.457	0.493	-7.9	90	0.00
67	I	d5-Chlorobenzene	1.000	1.000	0.0	89	0.00
68		Tetrachloroethene	0.238	0.237	0.4	92	0.00
69		2-Hexanone	0.120	0.115	9.2 ~~-4.2~~	87	0.00
70		1,3-Dichloropropane	0.338	0.358	-5.9	96	0.00
71		Dibromochloromethane	0.249	0.263	-5.6	93	0.00
72		1,2-Dibromoethane	0.195	0.199	-2.1	91	0.00
73	p	Chlorobenzene	0.762	0.794	-4.2	96	0.00
74		1,1,1,2-Tetrachloroethane	0.259	0.285	-10.0	96	0.00
75	c	Ethylbenzene	0.384	0.416	-8.3	96	0.00
76		(m+p)Xylene	0.474	0.530	-11.8	97	0.00
77		o-Xylene	0.462	0.505	-9.3	95	0.00
78		Styrene	0.789	0.871	-10.4	94	0.00
79	p	Bromoform	0.152	0.153	11.4 ~~-0.7~~	89	0.00
80		Isopropylbenzene	1.175	1.305	-11.1	95	0.00
81		Cyclohexanone	0.009	0.010	-11.1	110	0.00
82		trans-1,4-Dichloro-2-Butene	0.044	0.050	-13.6	102	0.00
83	I	1,4-Dichlorobenzene-d4	1.000	1.000	0.0	86	0.00
84	p	1,1,2,2-Tetrachloroethane	0.386	0.434	-12.4	103	0.00
85		Bromobenzene	0.584	0.599	-2.6	91	0.00
86		1,2,3-Trichloropropane	0.114	0.117	-2.6	93	0.00
87		n-Propylbenzene	2.452	2.811	-14.6	97	0.00
88		2-Chlorotoluene	1.480	1.650	-11.5	97	0.00
89		4-Chlorotoluene	1.729	1.989	-15.0	98	0.00
90		1,3,5-Trimethylbenzene	1.724	1.985	-15.1	95	0.00
91		tert-Butylbenzene	1.517	1.686	-11.1	91	0.00
92		1,2,4-Trimethylbenzene	1.745	1.993	-14.2	94	0.00
93		sec-Butylbenzene	2.104	2.330	-10.7	92	0.00

Evaluate Continuing Calibration Report

Sample : CCV
Data File : J:\ACQUDATA\msvoa10\data\112607\A6615.D Vial: 1
Acq On : 26 Nov 2007 11:01 am
Operator : B.ALLGEIER
InstName : MSVOA10
Misc :

Quant Time: Nov 26 11:16:56 2007
Quant Method : J:\ACQUDATA\MSVOA10\METHODS\WAT1110.M
Quant Title : MS#10 - 8260B WATERS 10mL Purge
QLast Update : Tue Nov 13 13:26:34 2007
Response via : Initial Calibration

Min. RRF : 0.000 Min. Rel. Area : 50% Max. R.T. Dev 0.50min
Max. RRF Dev : 20% Max. Rel. Area : 200%

	Compound	AvgRF	CCRF	%Dev	Area%	Dev(min)
94	p-Isopropyltoluene	1.971	2.203	-11.8	92	0.00
95	1,3-Dclbenz	1.150	1.198	-4.2	91	0.00
96	1,4-Dclbenz	1.205	1.235	-2.5	93	0.00
97	n-Butylbenzene	1.726	1.987	-15.1	93	0.00
98	1,2-Dclbenz	1.092	1.153	-5.6	91	0.00
99	1,2-Dibromo-3-chloropropane	0.082	0.075	8.5	83	0.00
100	Nitrobenzene	0.000	0.000	0.0	118	0.00
101	1,2,4-Tcbenzene	0.788	0.776	1.5	83	0.00
102	Hexachlorobt	0.374	0.337	9.9	79	0.00
103	Naphthalen	1.436	1.454	-1.3	82	0.00
104	1,2,3-Tclbenzene	0.718	0.683	4.9	81	0.00

(#) = Out of Range SPCC's out = 0 CCC's out = 0

Quantitation Report (Not Reviewed)

Sample : CCV
Data File : J:\ACQUDATA\MSVOA10\DATA\112607\A6615.D Vial: 1
Acq On : 26 Nov 2007 11:01 am
Operator : B.ALLGEIER
InstName : MSVOA10
Misc :

Quant Time: Nov 26 11:16:56 2007
Quant Method : J:\ACQUDATA\MSVOA10\METHODS\WAT1110.M
Quant Title : MS#10 - 8260B WATERS 10mL Purge
QLast Update : Tue Nov 13 13:26:34 2007
Response via : Initial Calibration

Compound	R.T.	QIon	Response	Conc	Units	Dev(Min)
Internal Standards						
1) Pentafluorobenzene	4.434	168	813344	50.00	ug/L	0.00
40) 1,4-Difluorobenzene	5.635	114	1236879	50.00	ug/L	0.00
67) d5-Chlorobenzene	8.860	117	1156071	50.00	ug/L	0.00
83) 1,4-Dichlorobenzene-d4	10.853	152	672052	50.00	ug/L	0.00
System Monitoring Compounds						
42) surr4,Dibrflmethane	4.348	113	394423	52.31	ug/L	0.00
Spiked Amount 50.000			Recovery	=	104.62%	
45) surr1,1,2-dichloroetha...	4.891	65	438431	58.89	ug/L	0.00
Spiked Amount 50.000			Recovery	=	117.78%	
61) SURR3,Toluene-d8	7.451	98	1477039	56.15	ug/L	0.00
Spiked Amount 50.000			Recovery	=	112.30%	
66) SURR2,BFB	9.896	95	609461	53.90	ug/L	0.00
Spiked Amount 50.000			Recovery	=	107.80%	
Target Compounds						Qvalue
2) Dichlorodifluoromethane	1.184	85	345411	52.79	ug/L	99
3) Chloromethane	1.288	50	379687	51.88	ug/L	99
4) Vinyl Chloride	1.355	62	357924	53.83	ug/L	98
5) Bromomethane	1.556	94	185156	52.83	ug/L	99
6) Chloroethane	1.611	64	201648	59.46	ug/L	99
7) Freon 21	1.721	67	663633	51.60	ug/L	99
8) Trichlorofluoromethane	1.763	101	517093	54.30	ug/L	99
9) Diethyl Ether	1.934	59	212021	53.38	ug/L	99
10) Freon 123a	1.928	67	338762	50.23	ug/L	90
11) Freon 123	1.971	83	394036	49.87	ug/L	99
12) Acrolein	2.020	56	126504	369.18	ug/L	98
13) 1,1-Diclethene	2.099	96	239447	52.28	ug/L	92
14) Freon 113	2.093	101	281158	54.19	ug/L	90
15) Acetone	2.123	43	61294	48.60	ug/L	95
16) 2-Propanol	2.196	45	232931	938.77	ug/L	99
17) Iodomethane	2.215	142	315258	46.36	ug/L	93
18) Carbon Disulfide	2.276	76	982870	54.77	ug/L	100
19) Acetonitrile	2.324	41	80338	240.28	ug/L	99
20) Allyl Chloride	2.355	41	548638	56.66	ug/L	98
21) Methyl Acetate	2.355	43	217268	54.00	ug/L	97
22) Methylene Chloride	2.446	84	307048	50.66	ug/L	94
23) TBA	2.507	59	308695	915.12	ug/L	96
24) Acrylonitrile	2.641	53	366489	258.38	ug/L	99
25) Methyl-t-Butyl Ether	2.666	73	697332	51.91	ug/L	98
26) trans-1,2-Dichloroethene	2.678	96	306354	52.56	ug/L	96
27) 1,1-Diclethane	3.062	63	577613	53.79	ug/L	99
28) Vinyl Acetate	3.099	43	270801	59.35	ug/L	99
29) 2-Chloro-1,3-Butadiene	3.153	53	456785	56.27	ug/L	98
30) 2,2-Dichloropropane	3.702	77	450130	63.58	ug/L	99
31) cis-1,2-Dichloroethene	3.696	96	324135	51.47	ug/L	93
32) 2-Butanone	3.714	43	93643	47.05	ug/L	99
34) Propionitrile	3.787	54	126939	247.59	ug/L	98
35) Bromochloromethane	4.007	130	194014	47.72	ug/L	94
36) Methacrylonitrile	3.995	67	76996	49.30	ug/L	96
37) Tetrahydrofuran	4.074	42	55980	44.85	ug/L	98

Quantitation Report (Not Reviewed)

Sample : CCV
Data File : J:\ACQUDATA\MSVOA10\DATA\112607\A6615.D Vial: 1
Acq On : 26 Nov 2007 11:01 am
Operator : B.ALLGEIER
InstName : MSVOA10
Misc :

Quant Time: Nov 26 11:16:56 2007
Quant Method : J:\ACQUDATA\MSVOA10\METHODS\WAT1110.M
Quant Title : MS#10 - 8260B WATERS 10mL Purge
QLast Update : Tue Nov 13 13:26:34 2007
Response via : Initial Calibration

Compound	R.T.	QIon	Response	Conc Units	Dev(Min)
38) Chloroform	4.117	83	582054	53.15 ug/L	99
39) 1,1,1-Trichloroethane	4.385	97	494687	53.40 ug/L	99
41) Cyclohexane	4.464	41	329015	47.93 ug/L	99
43) Carbontetrachloride	4.635	121	139746	52.40 ug/L	93
44) 1,1-Dichloropropene	4.641	75	434502	52.37 ug/L	98
46) Benzene	4.988	78	1279705	51.52 ug/L	99
47) 1,2-Dichloroethane	5.025	62	425401	51.32 ug/L	98
48) Iso-Butyl Alcohol	4.885	43	159985	888.31 ug/L	93
49) n-Heptane	5.476	43	461416	56.20 ug/L	98
50) Trichloroethene	5.988	130	325130	46.52 ug/L	97
51) Methylcyclohexane	6.232	55	393553	48.28 ug/L	95
52) 1,2-Diclpropane	6.281	63	330450	52.76 ug/L	99
53) Dibromomethane	6.427	93	171987	49.75 ug/L	93
54) 1,4-Dioxane	6.482	88	37005	761.22 ug/L	94
55) Methyl Methacrylate	6.482	69	137600	46.55 ug/L	96
56) Bromodichloromethane	6.641	83	424025	52.59 ug/L	99
58) 2-Chloroethylvinyl Ether	7.025	63	138104	46.21 ug/L	95
59) cis-1,3-Dichloropropene	7.165	75	483652	55.61 ug/L	99
60) 4-Methyl-2-pentanone	7.354	43	184611	45.47 ug/L	97
62) Toluene	7.518	91	1344910	51.53 ug/L	99
63) trans-1,3-Dichloropropene	7.768	75	420723	48.23 ug/L	98
64) Ethyl Methacrylate	7.884	69	289204	43.62 ug/L	94
65) 1,1,2-Trichloroethane	7.945	97	236044	49.86 ug/L	96
68) Tetrachloroethene	8.073	164	274035	49.90 ug/L	99
69) 2-Hexanone	8.213	43	133129	45.39 ug/L	98
70) 1,3-Dichloropropane	8.104	76	414388	53.02 ug/L	96
71) Dibromochloromethane	8.323	129	303534	52.65 ug/L	98
72) 1,2-Dibromoethane	8.415	107	230445	51.07 ug/L	100
73) Chlorobenzene	8.884	112	917677	52.07 ug/L	98
74) 1,1,1,2-Tetrachloroethane	8.963	131	329998	55.16 ug/L	98
75) Ethylbenzene	8.994	106	480387	54.04 ug/L	97
76) (m+p)Xylene	9.104	106	1225171	111.85 ug/L	100
77) o-Xylene	9.451	106	583460	54.65 ug/L	100
78) Styrene	9.463	104	1007411	55.26 ug/L	99
79) Bromoform	9.616	173	176720	44.28 ug/L	100
80) Isopropylbenzene	9.768	105	1508323	55.53 ug/L	98
81) Cyclohexanone	9.841	55	240118	1146.92 ug/L	99
82) trans-1,4-Dichloro-2-B...	10.073	53	58353	57.30 ug/L	98
84) 1,1,2,2-Tetrachloroethane	10.030	83	291953	56.28 ug/L	97
85) Bromobenzene	10.018	156	402517	51.27 ug/L	95
86) 1,2,3-Trichloropropane	10.061	110	78626	51.45 ug/L	92
87) n-Propylbenzene	10.116	91	1889126	57.33 ug/L	100
88) 2-Chlorotoluene	10.183	91	1109162	55.77 ug/L	99
89) 4-Chlorotoluene	10.274	91	1336461	57.50 ug/L	99
90) 1,3,5-Trimethylbenzene	10.268	105	1333801	57.54 ug/L	99
91) tert-Butylbenzene	10.536	119	1133131	55.57 ug/L	99
92) 1,2,4-Trimethylbenzene	10.573	105	1339091	57.11 ug/L	99
93) sec-Butylbenzene	10.713	105	1565552	55.37 ug/L	99
94) p-Isopropyltoluene	10.829	119	1480223	55.87 ug/L	99
95) 1,3-Dclbenz	10.798	146	804868	52.07 ug/L	99
96) 1,4-Dclbenz	10.871	146	830212	51.25 ug/L	99
97) n-Butylbenzene	11.158	91	1335618	57.58 ug/L	98

Quantitation Report (Not Reviewed)

Sample : CCV
Data File : J:\ACQUDATA\MSVOA10\DATA\112607\A6615.D Vial: 1
Acq On : 26 Nov 2007 11:01 am
Operator : B.ALLGEIER
InstName : MSVOA10
Misc :

Quant Time: Nov 26 11:16:56 2007
Quant Method : J:\ACQUDATA\MSVOA10\METHODS\WAT1110.M
Quant Title : MS#10 - 8260B WATERS 10mL Purge
QLast Update : Tue Nov 13 13:26:34 2007
Response via : Initial Calibration

Compound	R.T.	QIon	Response	Conc Units	Dev(Min)
98) 1,2-Dclbenz	11.164	146	775037	52.81 ug/L	99
99) 1,2-Dibromo-3-chloropr...	11.719	157	50346	45.63 ug/L	95
101) 1,2,4-Tcbenzene	12.237	180	521549	49.26 ug/L	99
102) Hexachlorobt	12.335	225	226472	45.11 ug/L	99
103) Naphthalen	12.377	128	976859	50.62 ug/L	99
104) 1,2,3-Tclbenzene	12.517	180	458856	47.53 ug/L	100

(#) = qualifier out of range (m) = manual integration (+) = signals summed

Sample : CCV
Data File : J:\ACQUDATA\MSVOA10\DATA\112607\A6615.D Vial: 1
Acq On : 26 Nov 2007 11:01 am
Operator : B.ALLGEIER
InstName : MSVOA10
Misc :

Quant Time: Nov 26 11:16:56 2007
Quant Method : J:\ACQUDATA\MSVOA10\METHODS\WAT1110.M
Quant Title : MS#10 - 8260B WATERS 10mL Purge
QLast Update : Tue Nov 13 13:26:34 2007
Response via : Initial Calibration

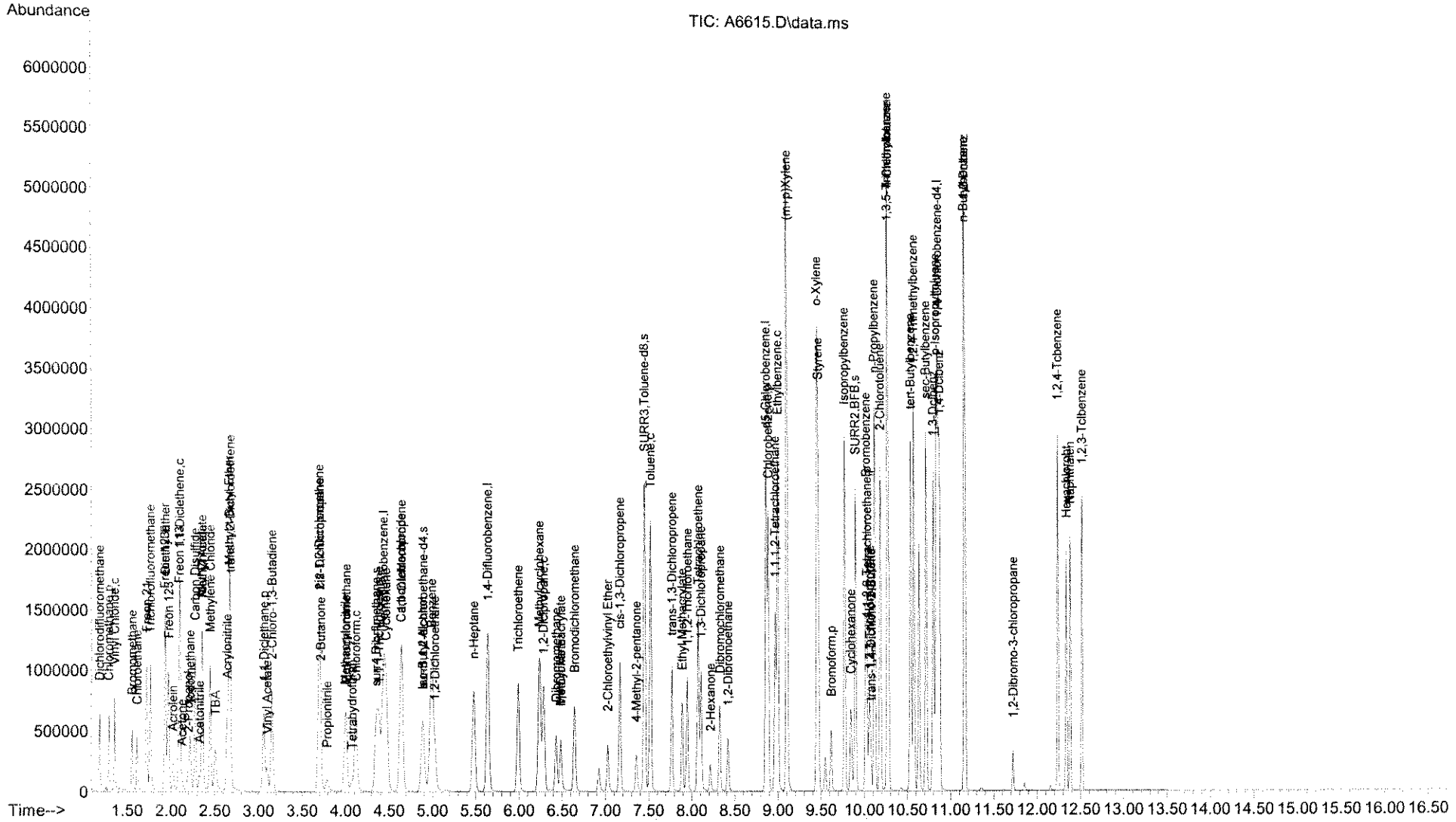

Evaluate Continuing Calibration Report

Sample : CCV
Data File : J:\ACQUDATA\msvoa10\data\112607\A6639.D Vial: 25
Acq On : 26 Nov 2007 11:33 pm
Operator : B.ALLGEIER
InstName : MSVOA10
Misc :

Quant Time: Nov 26 23:49:47 2007
Quant Method : J:\ACQUDATA\MSVOA10\METHODS\WAT1110.M
Quant Title : MS#10 - 8260B WATERS 10mL Purge
QLast Update : Tue Nov 13 13:26:34 2007
Response via : Initial Calibration

Min. RRF : 0.000 Min. Rel. Area : 50% Max. R.T. Dev 0.50min
Max. RRF Dev : 20% Max. Rel. Area : 200%

		Compound	AvgRF	CCRF	%Dev	Area%	Dev(min)
1	I	Pentafluorobenzene	1.000	1.000	0.0	93	0.00
2		Dichlorodifluoromethane	0.402	0.396	1.5	89	0.00
3	p	Chloromethane	0.450	0.419	6.9	90	0.00
4	c	Vinyl Chloride	0.409	0.408	0.2	96	0.00
5		Bromomethane	0.215	0.196	8.8	86	0.00
6		Chloroethane	0.208	0.222	-6.7	103	0.00
7		Freon 21	0.791	0.868	-9.7	100	0.00
8		Trichlorofluoromethane	0.585	0.594	-1.5	99	0.00
9		Diethyl Ether	0.244	0.255	-4.5	99	0.00
10		Freon 123a	0.415	0.454	-9.4	102	0.00
11		Freon 123	0.486	0.522	-7.4	100	0.00
12		Acrolein	0.021	0.025	-19.0	121	0.00
13	c	1,1-Diclethene	0.282	0.270	4.3	95	0.00
14		Freon 113	0.319	0.308	3.4	95	0.00
15		Acetone	0.078	0.083	-6.4	105	0.00
16		2-Propanol	0.015	0.014	6.7	87	0.00
17		Iodomethane	0.418	0.316	24.4#	71	0.00
18		Carbon Disulfide	1.103	1.156	-4.8	98	0.00
19		Acetonitrile	0.021	0.021	0.0	104	0.00
20		Allyl Chloride	0.595	0.585	1.7	91	0.00
21		Methyl Acetate	0.247	0.266	-7.7	103	0.00
22		Methylene Chloride	0.373	0.363	2.7	97	0.00
23		TBA	0.021	0.019	9.5	88	0.00
24		Acrylonitrile	0.087	0.092	-5.7	99	0.00
25		Methyl-t-Butyl Ether	0.826	0.846	-2.4	94	0.00
26		trans-1,2-Dichloroethene	0.358	0.356	0.6	96	0.00
27	p	1,1-Diclethane	0.660	0.660	0.0	96	0.00
28		Vinyl Acetate	0.280	0.142	49.3#	50#	0.00
29		2-Chloro-1,3-Butadiene	0.499	0.526	-5.4	93	0.00
30		2,2-Dichloropropane	0.435	0.377	13.3	82	0.00
31		cis-1,2-Dichloroethene	0.387	0.378	2.3	93	0.00
32		2-Butanone	0.122	0.119	2.5	93	0.00
33		Ethyl Acetate	0.000	0.000	0.0	93	0.00
34		Propionitrile	0.032	0.034	-6.3	98	0.00
35		Bromochloromethane	0.250	0.234	6.4	93	0.00
36		Methacrylonitrile	0.096	0.097	-1.0	92	0.00
37		Tetrahydrofuran	0.077	0.072	6.5	94	0.00
38	c	Chloroform	0.673	0.678	-0.7	97	0.00
39		1,1,1-Trichloroethane	0.570	0.569	0.2	96	0.00
40	I	1,4-Difluorobenzene	1.000	1.000	0.0	94	0.00
41		Cyclohexane	0.278	0.283	-1.8	96	0.00
42	s	surr4,Dibrflmethane	0.282	0.318	-4.2 ~~-12.8~~	99	0.00
43		Carbontetrachloride	0.108	0.109	-0.9	98	0.00
44		1,1-Dichloropropene	0.335	0.325	3.0	94	0.00
45	s	surr1,1,2-dichloroethane-d4	0.301	0.348	-15.6	102	0.00
46		Benzene	1.004	0.982	2.2	96	0.00
47		1,2-Dichloroethane	0.335	0.331	1.2	98	0.00

Evaluate Continuing Calibration Report

Sample : CCV
Data File : J:\ACQUDATA\msvoa10\data\112607\A6639.D Vial: 25
Acq On : 26 Nov 2007 11:33 pm
Operator : B.ALLGEIER
InstName : MSVOA10
Misc :

Quant Time: Nov 26 23:49:47 2007
Quant Method : J:\ACQUDATA\MSVOA10\METHODS\WAT1110.M
Quant Title : MS#10 - 8260B WATERS 10mL Purge
QLast Update : Tue Nov 13 13:26:34 2007
Response via : Initial Calibration

Min. RRF : 0.000 Min. Rel. Area : 50% Max. R.T. Dev 0.50min
Max. RRF Dev : 20% Max. Rel. Area : 200%

		Compound	AvgRF	CCRF		%Dev	Area%	Dev(min)
48		Iso-Butyl Alcohol	0.007	0.006		14.3	89	0.00
49		n-Heptane	0.332	0.304		8.4	85	0.00
50		Trichloroethene	0.283	0.281		0.7	97	0.00
51		Methylcyclohexane	0.330	0.335		-1.5	92	0.00
52	c	1,2-Diclpropane	0.253	0.254		-0.4	97	0.00
53		Dibromomethane	0.140	0.138		1.4	97	0.00
54		1,4-Dioxane	0.002	0.001	26.6	~~50.0#~~	76	0.00
55		Methyl Methacrylate	0.119	0.112		5.9	92	0.00
56		Bromodichloromethane	0.326	0.331		-1.5	97	0.00
57		2-Nitropropane	0.000	0.000		0.0	97	0.00
58		2-Chloroethylvinyl Ether	0.121	0.099		18.2	76	0.00
59		cis-1,3-Dichloropropene	0.352	0.360		-2.3	92	0.00
60		4-Methyl-2-pentanone	0.164	0.158		3.7	93	0.00
61	s	SURR3,Toluene-d8	1.063	1.184		-11.4	96	0.00
62	c	Toluene	1.055	1.024		2.9	94	0.00
63		trans-1,3-Dichloropropene	0.304	0.315	10.4	~~-3.6~~	92	0.00
64		Ethyl Methacrylate	0.238	0.238	11.3	~~0.0~~	92	0.00
65		1,1,2-Trichloroethane	0.191	0.191		0.0	96	0.00
66	s	SURR2,BFB	0.457	0.491		-7.4	91	0.00
67	I	d5-Chlorobenzene	1.000	1.000		0.0	90	0.00
68		Tetrachloroethene	0.238	0.228		4.2	90	0.00
69		2-Hexanone	0.120	0.122	4.2	~~-1.7~~	93	0.00
70		1,3-Dichloropropane	0.338	0.355		-5.0	96	0.00
71		Dibromochloromethane	0.249	0.263		-5.6	94	0.00
72		1,2-Dibromoethane	0.195	0.199		-2.1	92	0.00
73	p	Chlorobenzene	0.762	0.766		-0.5	93	0.00
74		1,1,1,2-Tetrachloroethane	0.259	0.277		-6.9	94	0.00
75	c	Ethylbenzene	0.384	0.395		-2.9	92	0.00
76		(m+p)Xylene	0.474	0.503		-6.1	93	0.00
77		o-Xylene	0.462	0.490		-6.1	93	0.00
78		Styrene	0.789	0.847		-7.4	93	0.00
79	p	Bromoform	0.152	0.152	11.9	~~0.0~~	89	0.00
80		Isopropylbenzene	1.175	1.228		-4.5	90	0.00
81		Cyclohexanone	0.009	0.022		-144.4#	239#	0.00
82		trans-1,4-Dichloro-2-Butene	0.044	0.044		0.0	90	0.00
83	I	1,4-Dichlorobenzene-d4	1.000	1.000		0.0	88	0.00
84	p	1,1,2,2-Tetrachloroethane	0.386	0.374		3.1	90	0.00
85		Bromobenzene	0.584	0.584		0.0	91	0.00
86		1,2,3-Trichloropropane	0.114	0.121		-6.1	98	0.00
87		n-Propylbenzene	2.452	2.623		-7.0	92	0.00
88		2-Chlorotoluene	1.480	1.570		-6.1	94	0.00
89		4-Chlorotoluene	1.729	1.871		-8.2	94	0.00
90		1,3,5-Trimethylbenzene	1.724	1.860		-7.9	90	0.00
91		tert-Butylbenzene	1.517	1.592		-4.9	87	0.00
92		1,2,4-Trimethylbenzene	1.745	1.893		-8.5	91	0.00
93		sec-Butylbenzene	2.104	2.162		-2.8	87	0.00

Evaluate Continuing Calibration Report

Sample : CCV
Data File : J:\ACQUDATA\msvoa10\data\112607\A6639.D Vial: 25
Acq On : 26 Nov 2007 11:33 pm
Operator : B.ALLGEIER
InstName : MSVOA10
Misc :

Quant Time: Nov 26 23:49:47 2007
Quant Method : J:\ACQUDATA\MSVOA10\METHODS\WAT1110.M
Quant Title : MS#10 - 8260B WATERS 10mL Purge
QLast Update : Tue Nov 13 13:26:34 2007
Response via : Initial Calibration

Min. RRF : 0.000 Min. Rel. Area : 50% Max. R.T. Dev 0.50min
Max. RRF Dev : 20% Max. Rel. Area : 200%

	Compound	AvgRF	CCRF	%Dev	Area%	Dev(min)
94	p-Isopropyltoluene	1.971	2.033	-3.1	86	0.00
95	1,3-Dclbenz	1.150	1.156	-0.5	90	0.00
96	1,4-Dclbenz	1.205	1.184	1.7	90	0.00
97	n-Butylbenzene	1.726	1.819	-5.4	86	0.00
98	1,2-Dclbenz	1.092	1.120	-2.6	90	0.00
99	1,2-Dibromo-3-chloropropane	0.082	0.076	7.3	86	0.00
.00	Nitrobenzene	0.000	0.000	0.0	92	0.00
.01	1,2,4-Tcbenzene	0.788	0.739	6.2	80	0.00
.02	Hexachlorobt	0.374	0.301	19.5	71	0.00
.03	Naphthalen	1.436	1.468	-2.2	84	0.00
.04	1,2,3-Tclbenzene	0.718	0.661	7.9	80	0.00

(#) = Out of Range SPCC's out = 0 CCC's out = 0

Quantitation Report (Not Reviewed)

Sample : CCV
Data File : J:\ACQUDATA\MSVOA10\DATA\112607\A6639.D Vial: 25
Acq On : 26 Nov 2007 11:33 pm
Operator : B.ALLGEIER
InstName : MSVOA10
Misc :

Quant Time: Nov 26 23:49:47 2007
Quant Method : J:\ACQUDATA\MSVOA10\METHODS\WAT1110.M
Quant Title : MS#10 - 8260B WATERS 10mL Purge
QLast Update : Tue Nov 13 13:26:34 2007
Response via : Initial Calibration

Compound	R.T.	QIon	Response	Conc	Units	Dev(Min)
Internal Standards						
1) Pentafluorobenzene	4.440	168	833342	50.00	ug/L	0.00
40) 1,4-Difluorobenzene	5.641	114	1256794	50.00	ug/L	0.00
67) d5-Chlorobenzene	8.860	117	1166104	50.00	ug/L	0.00
83) 1,4-Dichlorobenzene-d4	10.853	152	684638	50.00	ug/L	0.00
System Monitoring Compounds						
42) surr4,Dibrflmethane	4.355	113	399509	52.10	ug/L	0.00
Spiked Amount 50.000			Recovery	=	104.20%	
45) surr1,1,2-dichloroetha...	4.891	65	436796	57.74	ug/L	0.00
Spiked Amount 50.000			Recovery	=	115.48%	
61) SURR3,Toluene-d8	7.451	98	1487722	55.66	ug/L	0.00
Spiked Amount 50.000			Recovery	=	111.32%	
66) SURR2,BFB	9.896	95	617680	53.76	ug/L	0.00
Spiked Amount 50.000			Recovery	=	107.52%	
Target Compounds						Qvalue
2) Dichlorodifluoromethane	1.184	85	329870	49.20	ug/L	99
3) Chloromethane	1.294	50	348897	46.53	ug/L	99
4) Vinyl Chloride	1.355	62	339845	49.88	ug/L	98
5) Bromomethane	1.556	94	162966	45.38	ug/L	99
6) Chloroethane	1.611	64	184789	53.19	ug/L	100
7) Freon 21	1.721	67	723062	54.87	ug/L	99
8) Trichlorofluoromethane	1.770	101	495118	50.74	ug/L	99
9) Diethyl Ether	1.934	59	212716	52.27	ug/L	99
10) Freon 123a	1.934	67	378195	54.74	ug/L	97
11) Freon 123	1.971	83	435003	53.74	ug/L	99
12) Acrolein	2.026	56	105645	300.91	ug/L	97
13) 1,1-Diclethene	2.105	96	224909	47.92	ug/L	99
14) Freon 113	2.093	101	256731	48.30	ug/L	93
15) Acetone	2.123	43	69374	53.69	ug/L	96
16) 2-Propanol	2.196	45	240343	945.40	ug/L	98
17) Iodomethane	2.221	142	263687	37.84	ug/L	97
18) Carbon Disulfide	2.276	76	963679	52.41	ug/L	100
19) Acetonitrile	2.324	41	88278	257.69	ug/L	100
20) Allyl Chloride	2.355	41	487387	49.13	ug/L	98
21) Methyl Acetate	2.361	43	221313	53.69	ug/L	98
22) Methylene Chloride	2.446	84	302145	48.66	ug/L	93
23) TBA	2.507	59	315179	911.92	ug/L	95
24) Acrylonitrile	2.641	53	383082	263.59	ug/L	96
25) Methyl-t-Butyl Ether	2.666	73	704605	51.19	ug/L	99
26) trans-1,2-Dichloroethene	2.678	96	296899	49.72	ug/L	96
27) 1,1-Diclethane	3.062	63	550149	50.00	ug/L	99
28) Vinyl Acetate	3.105	43	118608	25.37	ug/L	100
29) 2-Chloro-1,3-Butadiene	3.160	53	438144	52.68	ug/L	99
30) 2,2-Dichloropropane	3.702	77	314545	43.36	ug/L	99
31) cis-1,2-Dichloroethene	3.702	96	315093	48.83	ug/L	98
32) 2-Butanone	3.714	43	99433	48.76	ug/L #	96
34) Propionitrile	3.794	54	140516	267.49	ug/L	98
35) Bromochloromethane	4.007	130	195351	46.90	ug/L	94
36) Methacrylonitrile	3.995	67	80725	50.45	ug/L	94
37) Tetrahydrofuran	4.074	42	60313	47.16	ug/L	92

Quantitation Report (Not Reviewed)

Sample : CCV
Data File : J:\ACQUDATA\MSVOA10\DATA\112607\A6639.D Vial: 25
Acq On : 26 Nov 2007 11:33 pm
Operator : B.ALLGEIER
InstName : MSVOA10
Misc :

Quant Time: Nov 26 23:49:47 2007
Quant Method : J:\ACQUDATA\MSVOA10\METHODS\WAT1110.M
Quant Title : MS#10 - 8260B WATERS 10mL Purge
QLast Update : Tue Nov 13 13:26:34 2007
Response via : Initial Calibration

Compound	R.T.	QIon	Response	Conc Units	Dev(Min)
38) Chloroform	4.123	83	564631	50.32 ug/L	100
39) 1,1,1-Trichloroethane	4.385	97	473938	49.93 ug/L	99
41) Cyclohexane	4.470	41	355412	50.95 ug/L	98
43) Carbontetrachloride	4.647	121	136472	50.36 ug/L	98
44) 1,1-Dichloropropene	4.647	75	408953	48.51 ug/L	99
46) Benzene	4.989	78	1234502	48.91 ug/L	99
47) 1,2-Dichloroethane	5.031	62	415968	49.39 ug/L	99
48) Iso-Butyl Alcohol	4.891	43	160125	875.00 ug/L	93
49) n-Heptane	5.476	43	381570	45.74 ug/L	98
50) Trichloroethene	5.994	130	353298	49.75 ug/L	98
51) Methylcyclohexane	6.238	55	421394	50.88 ug/L	96
52) 1,2-Diclpropane	6.287	63	319614	50.22 ug/L	100
53) Dibromomethane	6.427	93	173521	49.40 ug/L	92
54) 1,4-Dioxane	6.482	88	36117	734.07 ug/L	93
55) Methyl Methacrylate	6.488	69	140346	46.73 ug/L	100
56) Bromodichloromethane	6.641	83	415429	50.71 ug/L	99
58) 2-Chloroethylvinyl Ether	7.031	63	124994	41.16 ug/L	96
59) cis-1,3-Dichloropropene	7.165	75	452163	51.16 ug/L	99
60) 4-Methyl-2-pentanone	7.360	43	198674	48.16 ug/L	98
62) Toluene	7.519	91	1287400	48.54 ug/L	99
63) trans-1,3-Dichloropropene	7.769	75	396227	44.82 ug/L	99
64) Ethyl Methacrylate	7.890	69	299306	44.36 ug/L	99
65) 1,1,2-Trichloroethane	7.945	97	239918	49.88 ug/L	98
68) Tetrachloroethene	8.073	164	265654	47.96 ug/L	98
69) 2-Hexanone	8.214	43	142516	47.92 ug/L	98
70) 1,3-Dichloropropane	8.110	76	414474	52.58 ug/L	99
71) Dibromochloromethane	8.323	129	307120	52.82 ug/L	97
72) 1,2-Dibromoethane	8.421	107	232496	51.09 ug/L	98
73) Chlorobenzene	8.884	112	893149	50.25 ug/L	99
74) 1,1,1,2-Tetrachloroethane	8.963	131	323315	53.57 ug/L	100
75) Ethylbenzene	8.994	106	461171	51.44 ug/L	97
76) (m+p)Xylene	9.104	106	1173221	106.19 ug/L	98
77) o-Xylene	9.451	106	570872	53.01 ug/L	98
78) Styrene	9.463	104	987198	53.68 ug/L	99
79) Bromoform	9.616	173	177291	44.06 ug/L	99
80) Isopropylbenzene	9.774	105	1431473	52.25 ug/L	100
81) Cyclohexanone	9.841	55	520366	2464.13 ug/L	98
82) trans-1,4-Dichloro-2-B...	10.073	53	51465	50.10 ug/L	98
84) 1,1,2,2-Tetrachloroethane	10.030	83	256152	48.47 ug/L	98
85) Bromobenzene	10.018	156	399806	49.99 ug/L	95
86) 1,2,3-Trichloropropane	10.061	110	82512	53.00 ug/L	99
87) n-Propylbenzene	10.116	91	1795977	53.50 ug/L	100
88) 2-Chlorotoluene	10.183	91	1074851	53.05 ug/L	99
89) 4-Chlorotoluene	10.274	91	1280774	54.09 ug/L	99
90) 1,3,5-Trimethylbenzene	10.268	105	1273553	53.93 ug/L	99
91) tert-Butylbenzene	10.536	119	1090062	52.48 ug/L	99
92) 1,2,4-Trimethylbenzene	10.573	105	1295941	54.25 ug/L	99
93) sec-Butylbenzene	10.713	105	1480075	51.38 ug/L	99
94) p-Isopropyltoluene	10.829	119	1391982	51.58 ug/L	98
95) 1,3-Dclbenz	10.798	146	791219	50.25 ug/L	99
96) 1,4-Dclbenz	10.872	146	810702	49.13 ug/L	99
97) n-Butylbenzene	11.158	91	1245442	52.71 ug/L	98

Quantitation Report (Not Reviewed)

Sample : CCV
Data File : J:\ACQUDATA\MSVOA10\DATA\112607\A6639.D Vial: 25
Acq On : 26 Nov 2007 11:33 pm
Operator : B.ALLGEIER
InstName : MSVOA10
Misc :

Quant Time: Nov 26 23:49:47 2007
Quant Method : J:\ACQUDATA\MSVOA10\METHODS\WAT1110.M
Quant Title : MS#10 - 8260B WATERS 10mL Purge
QLast Update : Tue Nov 13 13:26:34 2007
Response via : Initial Calibration

Compound	R.T.	QIon	Response	Conc Units	Dev(Min)
98) 1,2-Dclbenz	11.164	146	766768	51.28 ug/L	99
99) 1,2-Dibromo-3-chloropr...	11.719	157	52345	46.57 ug/L	97
101) 1,2,4-Tcbenzene	12.237	180	505843	46.90 ug/L	98
102) Hexachlorobt	12.335	225	205825	40.25 ug/L	100
103) Naphthalen	12.383	128	1004903	51.11 ug/L	99
104) 1,2,3-Tclbenzene	12.518	180	452867	46.05 ug/L	99

(#) = qualifier out of range (m) = manual integration (+) = signals summed

Sample : CCV
Data File : J:\ACQUDATA\MSVOA10\DATA\112607\A6639.D Vial: 25
Acq On : 26 Nov 2007 11:33 pm
Operator : B.ALLGEIER
InstName : MSVOA10
Misc :

Quant Time: Nov 26 23:49:47 2007
Quant Method : J:\ACQUDATA\MSVOA10\METHODS\WAT1110.M
Quant Title : MS#10 - 8260B WATERS 10mL Purge
QLast Update : Tue Nov 13 13:26:34 2007
Response via : Initial Calibration

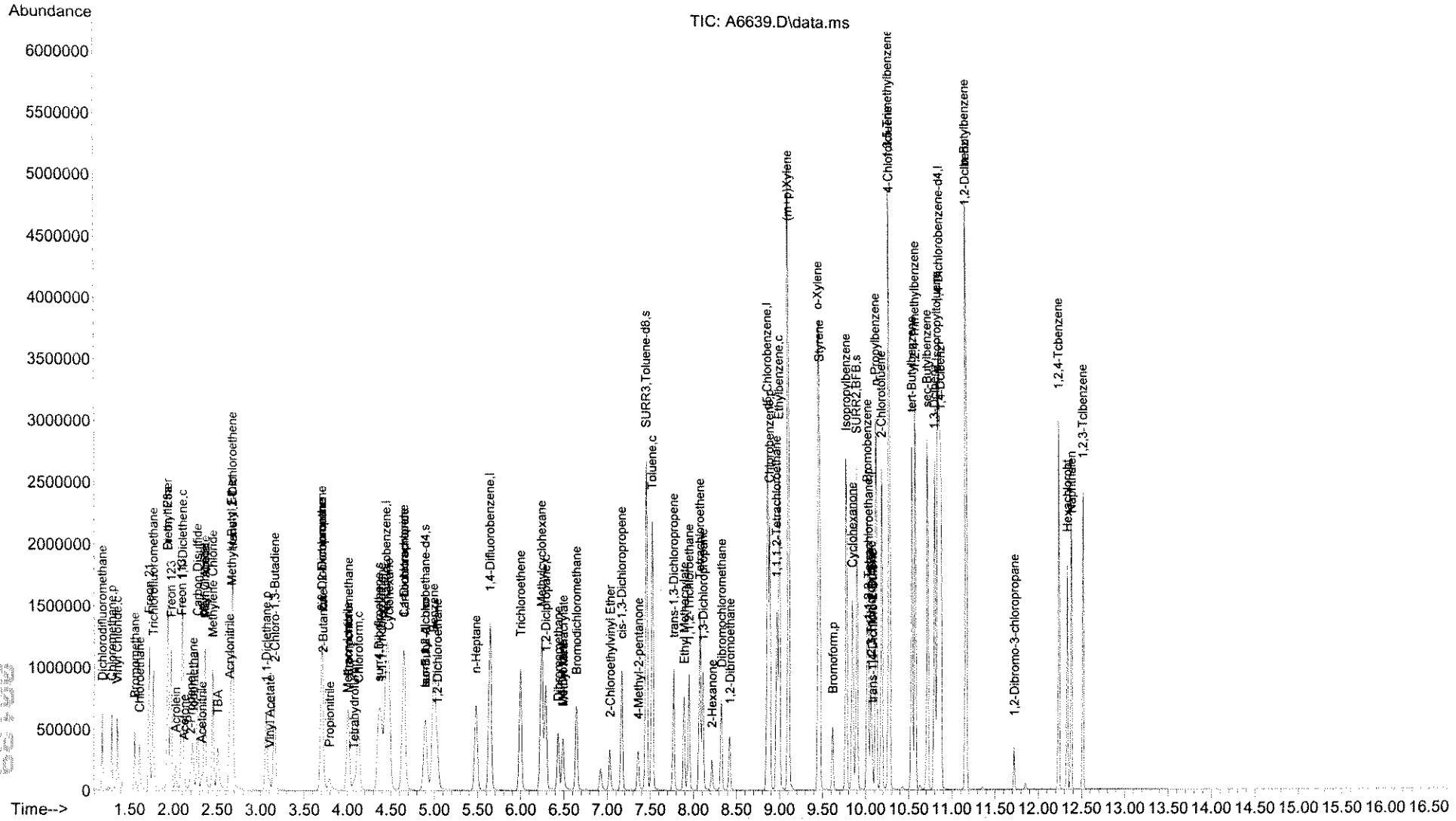

VOLATILE ORGANICS

RAW QC DATA

BFB

Data Path : J:\ACQUDATA\MSVOA10\DATA\111007\Snapshot\
Data File : A6229.D
Acq On : 10 Nov 2007 4:22 pm
Operator : B.ALLGEIER
Sample : TUNE
Misc :
ALS Vial : 3 Sample Multiplier: 1

Integration File: CPD4.P

Method : J:\ACQUDATA\MSVOA10\METHODS\WAT1110.M
Title : MS#10 - 8260B WATERS 10mL Purge
Last Update : Fri Nov 02 14:52:49 2007

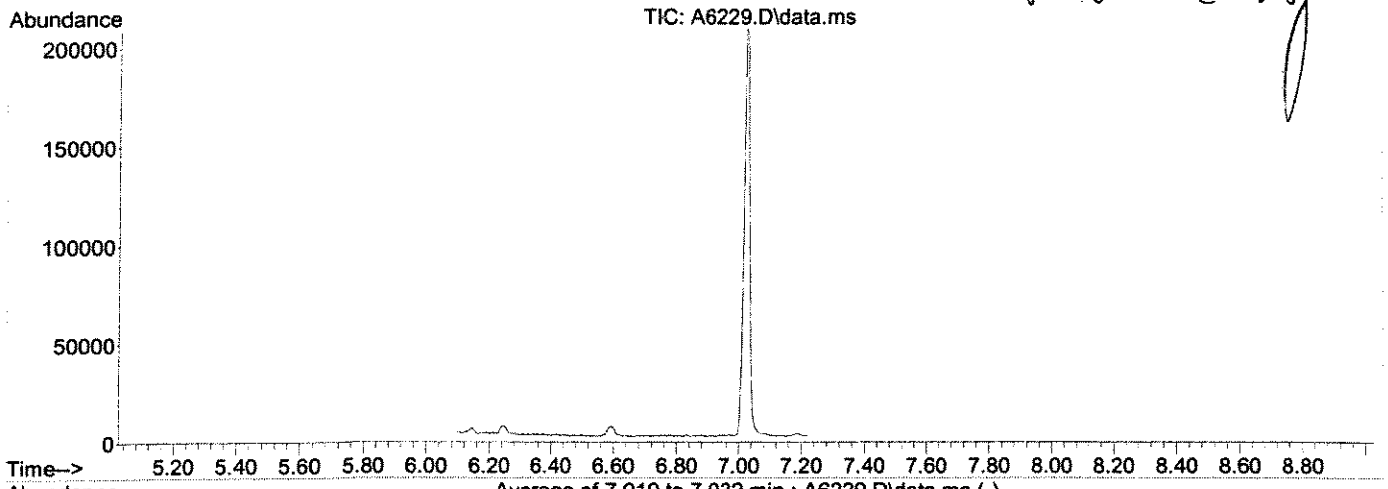

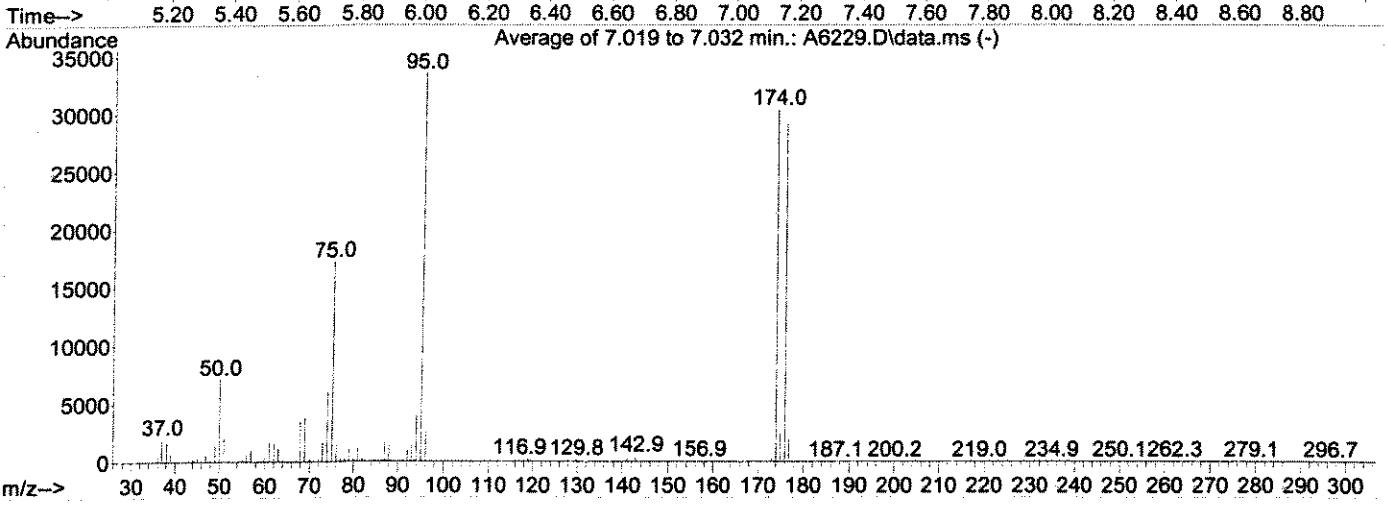

AutoFind: Scans 153, 154, 155; Background Corrected with Scan 147

Target Mass	Rel. to Mass	Lower Limit%	Upper Limit%	Rel. Abn%	Raw Abn	Result Pass/Fail
50	95	15	40	21.0	7104	PASS
75	95	30	60	50.8	17202	PASS
95	95	100	100	100.0	33861	PASS
96	95	5	9	7.8	2628	PASS
173	174	0.00	2	1.0	311	PASS
174	95	50	120	89.8	30395	PASS
175	174	5	9	7.7	2336	PASS
176	174	95	101	96.1	29197	PASS
177	176	5	9	6.6	1925	PASS

BFB

Data Path : J:\ACQUDATA\msvoa10\data\112607\
Data File : A6614.D
Acq On : 26 Nov 2007 10:24 am
Operator : B.ALLGEIER
Sample : TUNE
Misc :
ALS Vial : 3 Sample Multiplier: 1

Integration File: CPD4.P

Method : J:\ACQUDATA\MSVOA10\METHODS\T111007.M
Title : 8260B WATERS
Last Update : Wed Sep 27 14:33:13 2006

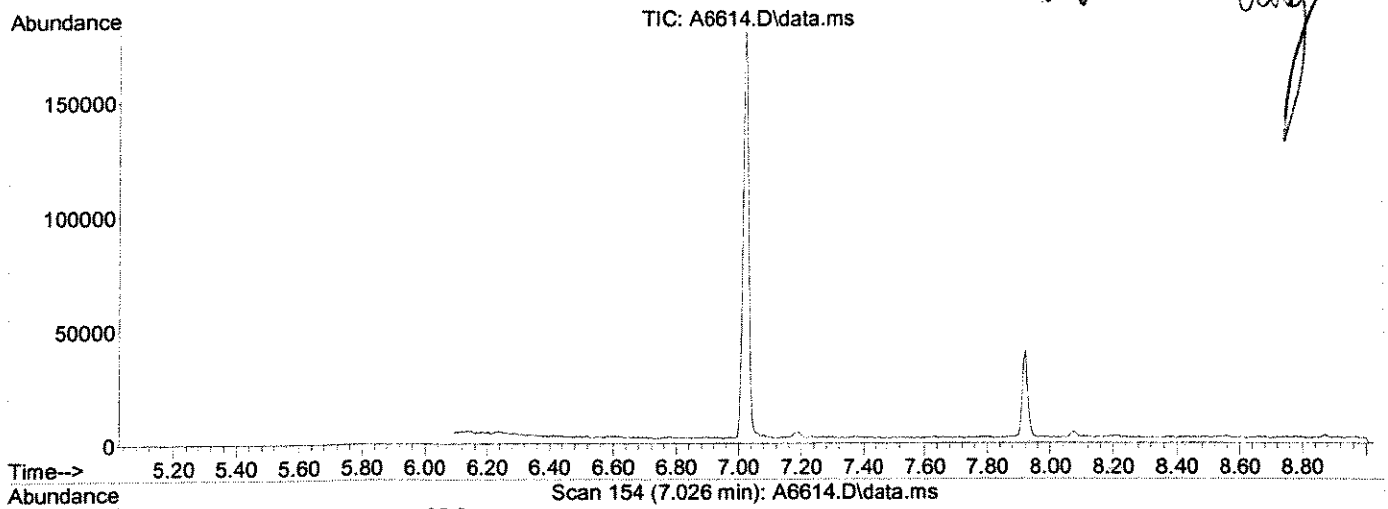

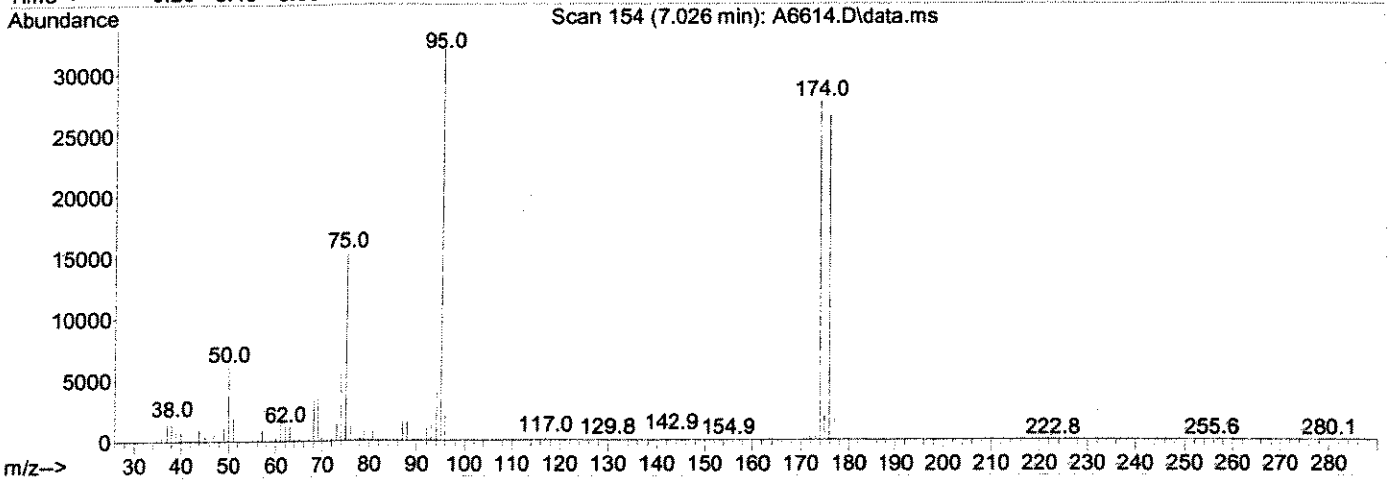

Spectrum Information: Scan 154

Target Mass	Rel. to Mass	Lower Limit%	Upper Limit%	Rel. Abn%	Raw Abn	Result Pass/Fail
50	95	15	40	19.1	6143	PASS
75	95	30	60	47.9	15358	PASS
95	95	100	100	100.0	32088	PASS
96	95	5	9	6.4	2047	PASS
173	174	0.00	2	1.5	409	PASS
174	95	50	120	86.4	27728	PASS
175	174	5	9	7.0	1945	PASS
176	174	95	101	95.7	26544	PASS
177	176	5	9	6.6	1753	PASS

BFB

Data Path : J:\ACQUDATA\msvoa10\data\112607\
Data File : A6637.D
Acq On : 26 Nov 2007 10:39 pm
Operator : B.ALLGEIER
Sample : TUNE
Misc :
ALS Vial : 23 Sample Multiplier: 1

Integration File: CPD4.P

Method : J:\ACQUDATA\MSVOA10\METHODS\T111007.M
Title : 8260B WATERS
Last Update : Wed Sep 27 14:33:13 2006

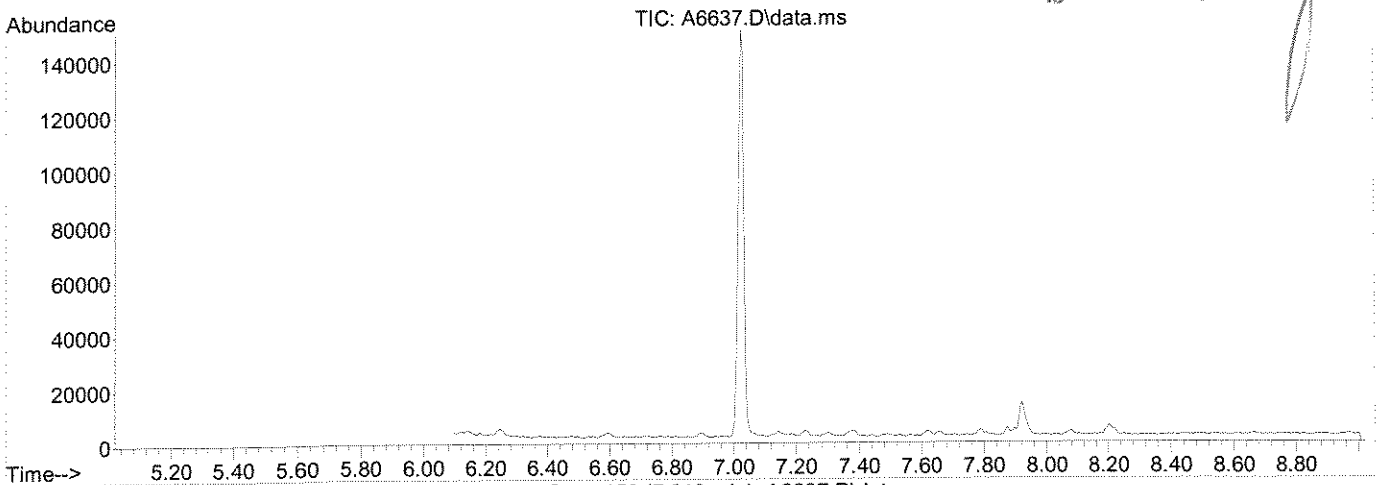

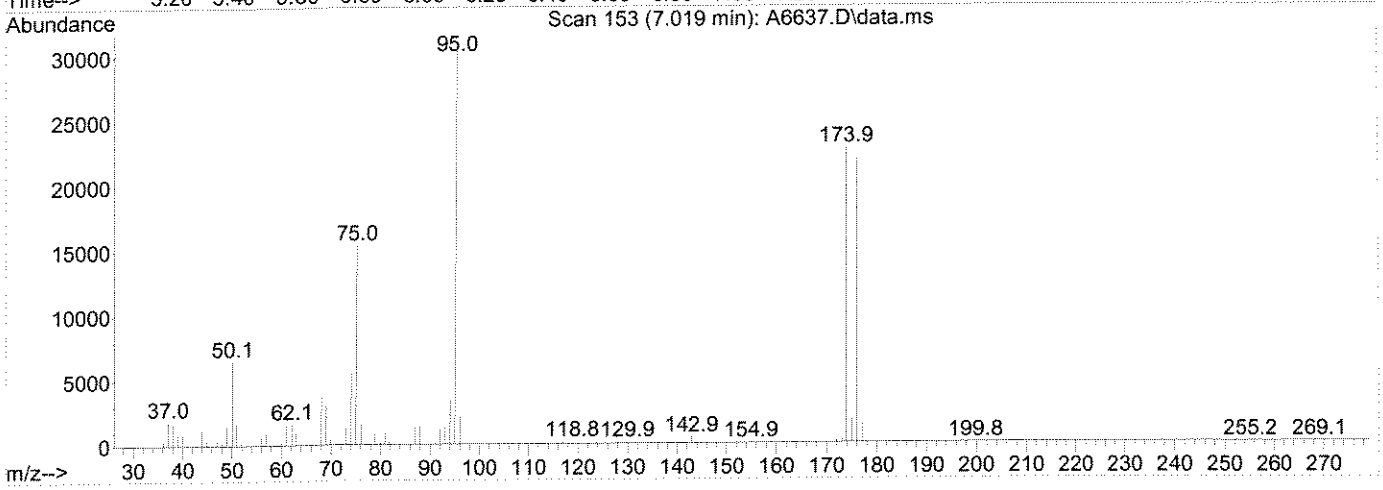

Spectrum Information: Scan 153

Target Mass	Rel. to Mass	Lower Limit%	Upper Limit%	Rel. Abn%	Raw Abn	Result Pass/Fail
50	95	15	40	21.6	6545	PASS
75	95	30	60	50.7	15385	PASS
95	95	100	100	100.0	30336	PASS
96	95	5	9	6.9	2094	PASS
173	174	0.00	2	0.9	216	PASS
174	95	50	120	75.0	22760	PASS
175	174	5	9	8.5	1928	PASS
176	174	95	101	96.2	21896	PASS
177	176	5	9	6.6	1445	PASS

00143

COLUMBIA ANALYTICAL SERVICES

VOLATILE ORGANICS
METHOD 8260B TCL
Reported: 12/19/07

Project Reference:
Client Sample ID : METHOD BLANK

Date Sampled : **Order #:** 1058777 **Sample Matrix:** WATER
Date Received: **Submission #:** **Analytical Run** 153819

ANALYTE	PQL	RESULT	UNITS
DATE ANALYZED : 11/26/07			
ANALYTICAL DILUTION: 1.00			
ACETONE	5.0	5.0 U	UG/L
BENZENE	1.0	1.0 U	UG/L
BROMODICHLOROMETHANE	1.0	1.0 U	UG/L
BROMOFORM	1.0	1.0 U	UG/L
BROMOMETHANE	1.0	1.0 U	UG/L
2-BUTANONE (MEK)	5.0	5.0 U	UG/L
CARBON DISULFIDE	1.0	1.0 U	UG/L
CARBON TETRACHLORIDE	1.0	1.0 U	UG/L
CHLOROBENZENE	1.0	1.0 U	UG/L
CHLOROETHANE	1.0	1.0 U	UG/L
CHLOROFORM	1.0	1.0 U	UG/L
CHLOROMETHANE	1.0	1.0 U	UG/L
DIBROMOCHLOROMETHANE	1.0	1.0 U	UG/L
1,1-DICHLOROETHANE	1.0	1.0 U	UG/L
1,2-DICHLOROETHANE	1.0	1.0 U	UG/L
1,1-DICHLOROETHENE	1.0	1.0 U	UG/L
CIS-1,2-DICHLOROETHENE	1.0	1.0 U	UG/L
TRANS-1,2-DICHLOROETHENE	1.0	1.0 U	UG/L
1,2-DICHLOROPROPANE	1.0	1.0 U	UG/L
CIS-1,3-DICHLOROPROPENE	1.0	1.0 U	UG/L
TRANS-1,3-DICHLOROPROPENE	1.0	1.0 U	UG/L
ETHYLBENZENE	1.0	1.0 U	UG/L
2-HEXANONE	5.0	5.0 U	UG/L
METHYLENE CHLORIDE	1.0	0.24 J	UG/L
4-METHYL-2-PENTANONE (MIBK)	5.0	5.0 U	UG/L
STYRENE	1.0	1.0 U	UG/L
1,1,2,2-TETRACHLOROETHANE	1.0	1.0 U	UG/L
TETRACHLOROETHENE	1.0	1.0 U	UG/L
TOLUENE	1.0	1.0 U	UG/L
1,1,1-TRICHLOROETHANE	1.0	1.0 U	UG/L
1,1,2-TRICHLOROETHANE	1.0	1.0 U	UG/L
TRICHLOROETHENE	1.0	1.0 U	UG/L
VINYL CHLORIDE	1.0	1.0 U	UG/L
O-XYLENE	1.0	1.0 U	UG/L
M+P-XYLENE	1.0	1.0 U	UG/L

SURROGATE RECOVERIES	QC LIMITS		
4-BROMOFLUOROBENZENE	(80 - 123 %)	100	%
TOLUENE-D8	(88 - 124 %)	109	%
DIBROMOFLUOROMETHANE	(89 - 115 %)	104	%

Quantitation Report (QT Reviewed)

Sample : MET BLK
Data File : J:\ACQUDATA\msvoa10\data\112607\A6618.D Vial: 4
Acq On : 26 Nov 2007 1:02 pm
Operator : B.ALLGEIER
InstName : MSVOA10
Misc : 1058777

Quant Time: Nov 26 13:19:23 2007
Quant Method : J:\ACQUDATA\MSVOA10\METHODS\WAT1110.M
Quant Title : MS#10 - 8260B WATERS 10mL Purge
QLast Update : Tue Nov 13 13:26:34 2007
Response via : Initial Calibration

Compound	R.T.	QIon	Response	Conc Units	Dev(Min)
Internal Standards					
1) Pentafluorobenzene	4.440	168	792059	50.00 ug/L	0.00
40) 1,4-Difluorobenzene	5.641	114	1214608	50.00 ug/L	0.00
67) d5-Chlorobenzene	8.860	117	1109032	50.00 ug/L	0.00
83) 1,4-Dichlorobenzene-d4	10.853	152	614739	50.00 ug/L	0.00
System Monitoring Compounds					
42) surr4,Dibrflmethane	4.354	113	384678	51.86 ug/L	0.00
Spiked Amount 50.000			Recovery	= 103.72%	
45) surr1,1,2-dichloroetha...	4.891	65	437699	59.87 ug/L	0.00
Spiked Amount 50.000			Recovery	= 119.74%	
61) SURR3,Toluene-d8	7.451	98	1413252	54.71 ug/L	0.00
Spiked Amount 50.000			Recovery	= 109.42%	
66) SURR2,BFB	9.896	95	554907	49.97 ug/L	0.00
Spiked Amount 50.000			Recovery	= 99.94%	
Target Compounds					Qvalue
22) Methylene Chloride	2.446	84	1438	0.24 ug/L #	92
37) Tetrahydrofuran	4.074	42	1350	1.11 ug/L #	81

(#) = qualifier out of range (m) = manual integration (+) = signals summed

Sample : MET BLK
Data File : J:\ACQUDATA\msvoa10\data\112607\A6618.D Vial: 4
Acq On : 26 Nov 2007 1:02 pm
Operator : B.ALLGEIER
InstName : MSVOA10
Misc :

Quant Time: Nov 26 13:19:23 2007
Quant Method : J:\ACQUDATA\MSVOA10\METHODS\WAT1110.M
Quant Title : MS#10 - 8260B WATERS 10mL Purge
QLast Update : Tue Nov 13 13:26:34 2007
Response via : Initial Calibration

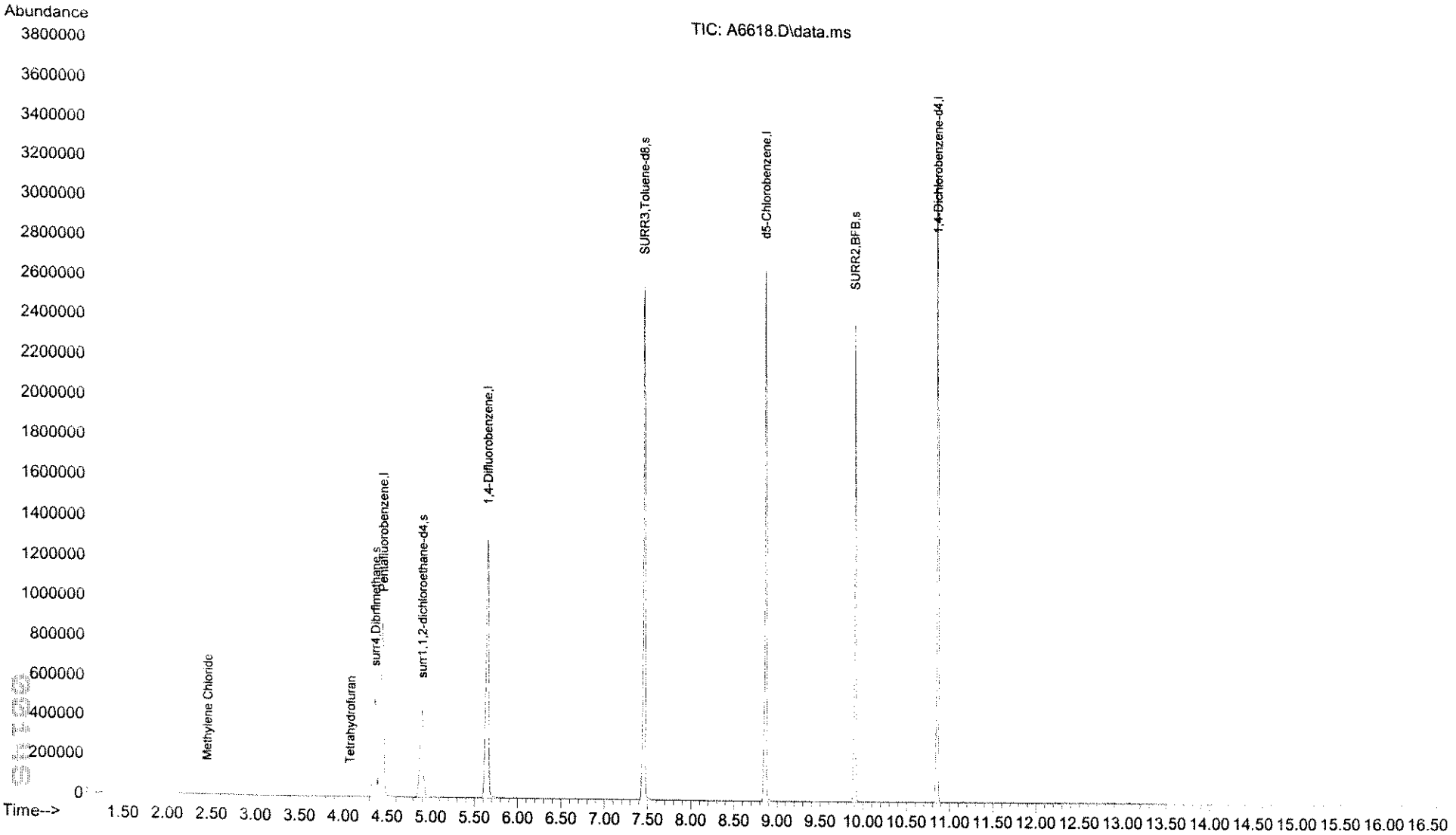



#22
Methylene Chloride
Concen: 0.24 ug/L
RT: 2.446 min Scan# 223
Delta R.T. -0.006 min
Lab File: A6618.D
Acq: 26 Nov 2007 1:02 pm

Tgt Ion: 84 Resp: 1438

Ion	Ratio	Lower	Upper
84	100		
86	66.4	51.6	77.4
49	143.6	108.4	162.6
51	53.8	32.7	49.1#

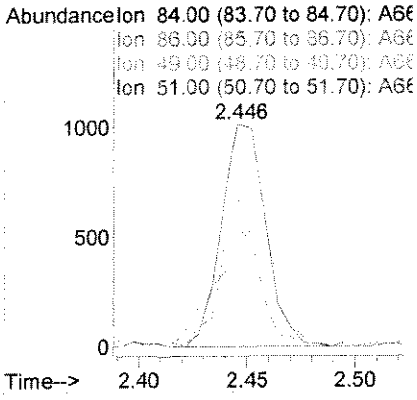

COLUMBIA ANALYTICAL SERVICES

VOLATILE ORGANICS
METHOD 8260B TCL
Reported: 12/19/07

Project Reference:
Client Sample ID : METHOD BLANK

Date Sampled : **Order #:** 1058793 **Sample Matrix:** WATER
Date Received: **Submission #:** **Analytical Run** 153828

ANALYTE	PQL	RESULT	UNITS
DATE ANALYZED : 11/27/07			
ANALYTICAL DILUTION: 1.00			
ACETONE	5.0	0.65 J	UG/L
BENZENE	1.0	1.0 U	UG/L
BROMODICHLOROMETHANE	1.0	1.0 U	UG/L
BROMOFORM	1.0	1.0 U	UG/L
BROMOMETHANE	1.0	1.0 U	UG/L
2-BUTANONE (MEK)	5.0	5.0 U	UG/L
CARBON DISULFIDE	1.0	1.0 U	UG/L
CARBON TETRACHLORIDE	1.0	1.0 U	UG/L
CHLOROBENZENE	1.0	1.0 U	UG/L
CHLOROETHANE	1.0	1.0 U	UG/L
CHLOROFORM	1.0	1.0 U	UG/L
CHLOROMETHANE	1.0	1.0 U	UG/L
DIBROMOCHLOROMETHANE	1.0	1.0 U	UG/L
1,1-DICHLOROETHANE	1.0	1.0 U	UG/L
1,2-DICHLOROETHANE	1.0	1.0 U	UG/L
1,1-DICHLOROETHENE	1.0	1.0 U	UG/L
CIS-1,2-DICHLOROETHENE	1.0	1.0 U	UG/L
TRANS-1,2-DICHLOROETHENE	1.0	1.0 U	UG/L
1,2-DICHLOROPROPANE	1.0	1.0 U	UG/L
CIS-1,3-DICHLOROPROPENE	1.0	1.0 U	UG/L
TRANS-1,3-DICHLOROPROPENE	1.0	1.0 U	UG/L
ETHYLBENZENE	1.0	1.0 U	UG/L
2-HEXANONE	5.0	5.0 U	UG/L
METHYLENE CHLORIDE	1.0	0.27 J	UG/L
4-METHYL-2-PENTANONE (MIBK)	5.0	5.0 U	UG/L
STYRENE	1.0	1.0 U	UG/L
1,1,2,2-TETRACHLOROETHANE	1.0	1.0 U	UG/L
TETRACHLOROETHENE	1.0	1.0 U	UG/L
TOLUENE	1.0	1.0 U	UG/L
1,1,1-TRICHLOROETHANE	1.0	1.0 U	UG/L
1,1,2-TRICHLOROETHANE	1.0	1.0 U	UG/L
TRICHLOROETHENE	1.0	1.0 U	UG/L
VINYL CHLORIDE	1.0	1.0 U	UG/L
O-XYLENE	1.0	1.0 U	UG/L
M+P-XYLENE	1.0	1.0 U	UG/L

SURROGATE RECOVERIES	QC LIMITS		
4-BROMOFLUOROBENZENE	(80 - 123 %)	99	%
TOLUENE-D8	(88 - 124 %)	109	%
DIBROMOFLUOROMETHANE	(89 - 115 %)	103	%

Quantitation Report (QT Reviewed)

Sample : MET BLK
Data File : J:\ACQUDATA\msvoa10\data\112607\A6642.D Vial: 28
Acq On : 27 Nov 2007 1:02 am
Operator : B.ALLGEIER
InstName : MSVOA10
Misc : 1058793 1.0

Quant Time: Nov 27 10:49:43 2007
Quant Method : J:\ACQUDATA\MSVOA10\METHODS\WAT1110.M
Quant Title : MS#10 - 8260B WATERS 10mL Purge
QLast Update : Tue Nov 13 13:26:34 2007
Response via : Initial Calibration

Compound	R.T.	QIon	Response	Conc Units	Dev(Min)
Internal Standards					
1) Pentafluorobenzene	4.440	168	797705	50.00 ug/L	0.00
40) 1,4-Difluorobenzene	5.641	114	1231802	50.00 ug/L	0.00
67) d5-Chlorobenzene	8.860	117	1121133	50.00 ug/L	0.00
83) 1,4-Dichlorobenzene-d4	10.853	152	616797	50.00 ug/L	0.00
System Monitoring Compounds					
42) surr4,Dibrflmethane	4.348	113	388698	51.61 ug/L	0.00
Spiked Amount 50.000			Recovery	= 103.22%	
45) surr1,1,2-dichloroetha...	4.891	65	428144	57.75 ug/L	0.00
Spiked Amount 50.000			Recovery	= 115.50%	
61) SURR3,Toluene-d8	7.452	98	1424896	54.39 ug/L	0.00
Spiked Amount 50.000			Recovery	= 108.78%	
66) SURR2,BFB	9.896	95	555382	49.32 ug/L	0.00
Spiked Amount 50.000			Recovery	= 98.64%	
Target Compounds					Qvalue
15) Acetone	2.123	43	810	0.65 ug/L	88 J
22) Methylene Chloride	2.446	84	1599	0.27 ug/L #	92 J

(#) = qualifier out of range (m) = manual integration (+) = signals summed

Sample : MET BLK
Data File : J:\ACQUDATA\msvoa10\data\112607\A6642.D Vial: 28
Acq On : 27 Nov 2007 1:02 am
Operator : B.ALLGEIER
InstName : MSVOA10
Misc :

Quant Time: Nov 27 10:49:43 2007
Quant Method : J:\ACQUDATA\MSVOA10\METHODS\WAT1110.M
Quant Title : MS#10 - 8260B WATERS 10mL Purge
QLast Update : Tue Nov 13 13:26:34 2007
Response via : Initial Calibration

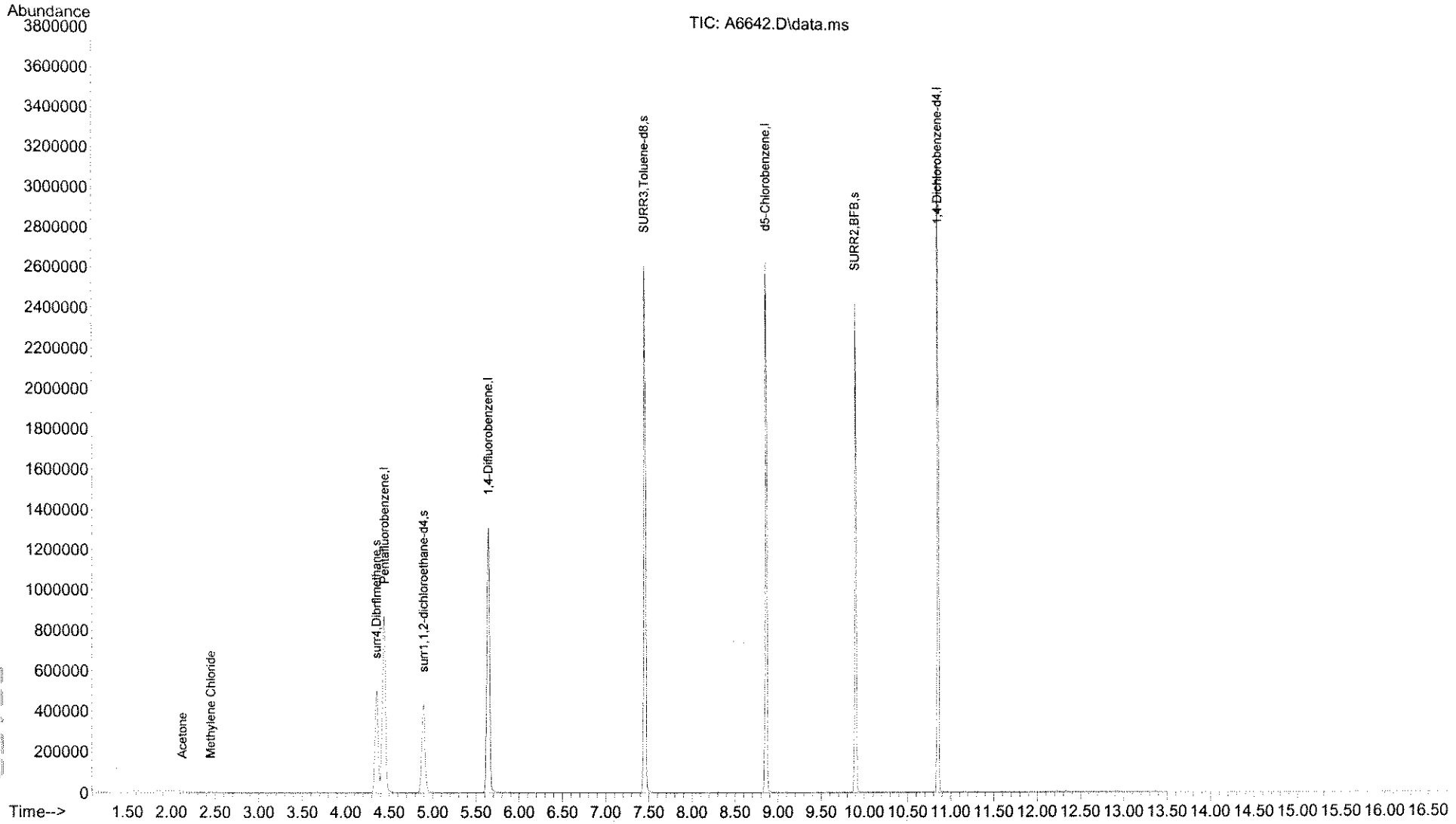

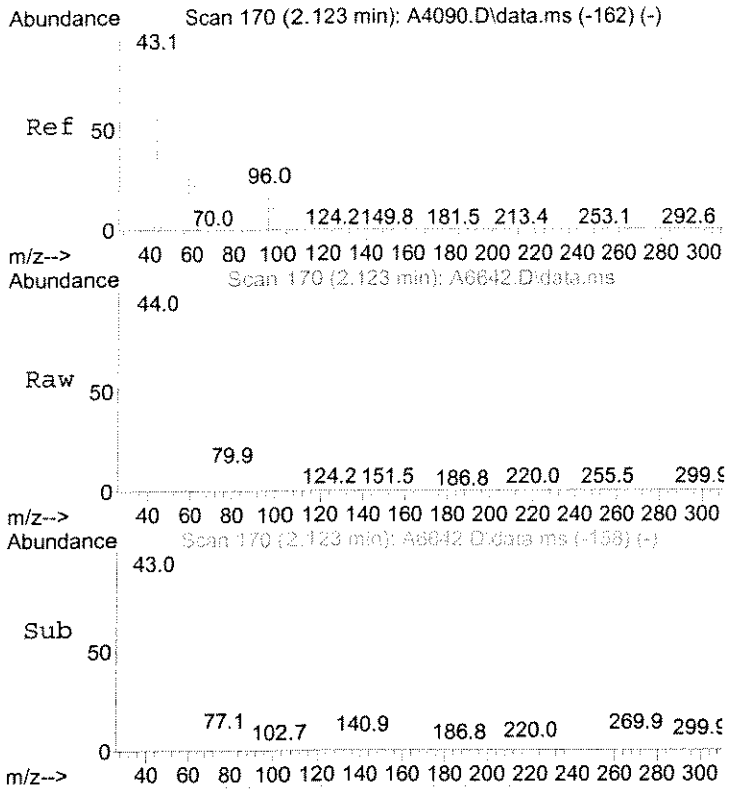

#15
Acetone
Concen: 0.65 ug/L
RT: 2.123 min Scan# 170
Delta R.T. 0.000 min
Lab File: A6642.D
Acq: 27 Nov 2007 1:02 am

Tgt Ion: 43 Resp: 810

Ion	Ratio	Lower	Upper
43	100		
58	28.4	0.0	58.2
42	26.2	0.0	37.5

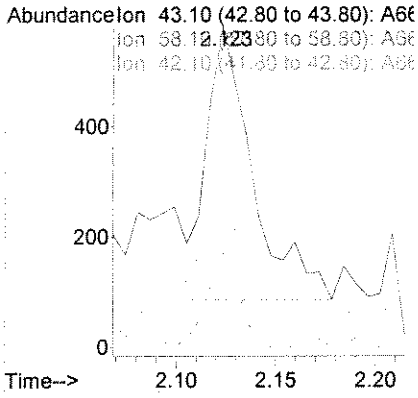

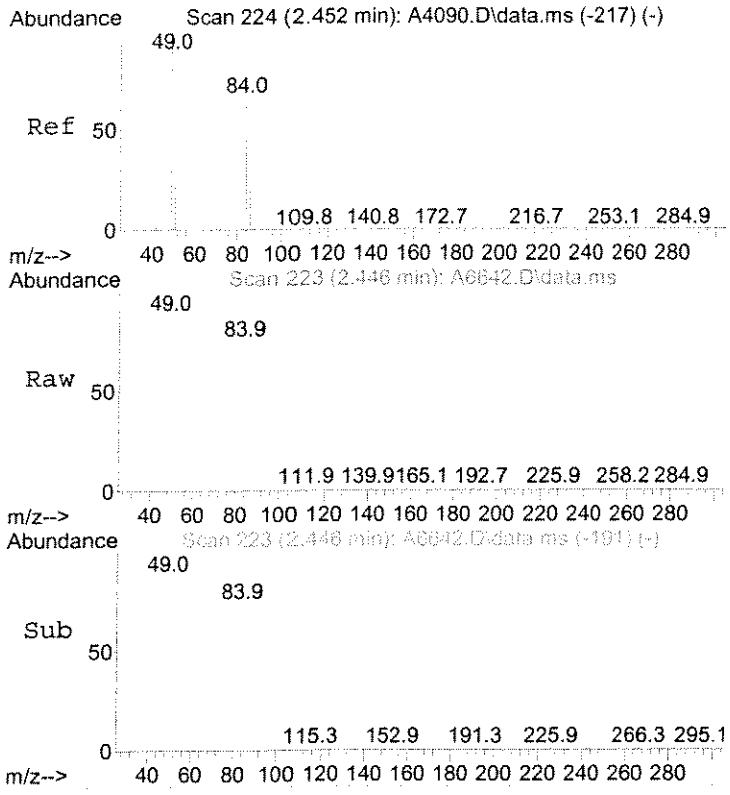

#22
Methylene Chloride
Concen: 0.27 ug/L
RT: 2.446 min Scan# 223
Delta R.T. -0.006 min
Lab File: A6642.D
Acq: 27 Nov 2007 1:02 am

Tgt Ion: 84 Resp: 1599

Ion	Ratio	Lower	Upper
84	100		
86	80.4	51.6	77.4#
49	132.6	108.4	162.6
51	37.4	32.7	49.1

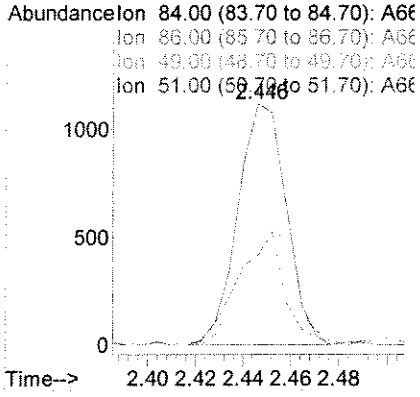

COLUMBIA ANALYTICAL SERVICES

VOLATILE ORGANICS
METHOD 8260B TCL
Reported: 12/19/07

Project Reference:
Client Sample ID : LABORATORY CONTROL SAMPLE

Date Sampled : **Order #:** 1058778 **Sample Matrix:** WATER
Date Received: **Submission #:** **Analytical Run** 153819

DATE ANALYZED : 11/26/07
ANALYTICAL DILUTION: 1.00

ANALYTE	PQL	RESULT	UNITS
ACETONE	5.0	18	UG/L
BENZENE	1.0	18	UG/L
BROMODICHLOROMETHANE	1.0	18	UG/L
BROMOFORM	1.0	18	UG/L
BROMOMETHANE	1.0	18	UG/L
2-BUTANONE (MEK)	5.0	19	UG/L
CARBON DISULFIDE	1.0	23	UG/L
CARBON TETRACHLORIDE	1.0	18	UG/L
CHLOROBENZENE	1.0	19	UG/L
CHLOROETHANE	1.0	22	UG/L
CHLOROFORM	1.0	19	UG/L
CHLOROMETHANE	1.0	20	UG/L
DIBROMOCHLOROMETHANE	1.0	19	UG/L
1,1-DICHLOROETHANE	1.0	19	UG/L
1,2-DICHLOROETHANE	1.0	19	UG/L
1,1-DICHLOROETHENE	1.0	20	UG/L
CIS-1,2-DICHLOROETHENE	1.0	19	UG/L
TRANS-1,2-DICHLOROETHENE	1.0	18	UG/L
1,2-DICHLOROPROPANE	1.0	19	UG/L
CIS-1,3-DICHLOROPROPENE	1.0	18	UG/L
TRANS-1,3-DICHLOROPROPENE	1.0	17	UG/L
ETHYLBENZENE	1.0	19	UG/L
2-HEXANONE	5.0	19	UG/L
METHYLENE CHLORIDE	1.0	19	UG/L
4-METHYL-2-PENTANONE (MIBK)	5.0	17	UG/L
STYRENE	1.0	19	UG/L
1,1,2,2-TETRACHLOROETHANE	1.0	22	UG/L
TETRACHLOROETHENE	1.0	18	UG/L
TOLUENE	1.0	18	UG/L
1,1,1-TRICHLOROETHANE	1.0	18	UG/L
1,1,2-TRICHLOROETHANE	1.0	19	UG/L
TRICHLOROETHENE	1.0	16	UG/L
VINYL CHLORIDE	1.0	20	UG/L
O-XYLENE	1.0	19	UG/L
M+P-XYLENE	1.0	40	UG/L

SURROGATE RECOVERIES	QC LIMITS		
4-BROMOFLUOROBENZENE	(80 - 123 %)	104	%
TOLUENE-D8	(88 - 124 %)	110	%
DIBROMOFLUOROMETHANE	(89 - 115 %)	102	%

Quantitation Report (Not Reviewed)

Sample : LCS
Data File : J:\ACQUDATA\MSVOA10\DATA\112607\A6616.D Vial: 2
Acq On : 26 Nov 2007 12:02 pm
Operator : B.ALLGEIER
InstName : MSVOA10
Misc : 1058778 1.0

Quant Time: Nov 26 12:18:45 2007
Quant Method : J:\ACQUDATA\MSVOA10\METHODS\WAT1110.M
Quant Title : MS#10 - 8260B WATERS 10mL Purge
QLast Update : Tue Nov 13 13:26:34 2007
Response via : Initial Calibration

Compound	R.T.	QIon	Response	Conc	Units	Dev(Min)
Internal Standards						
1) Pentafluorobenzene	4.434	168	842477	50.00	ug/L	0.00
40) 1,4-Difluorobenzene	5.635	114	1270420	50.00	ug/L	0.00
67) d5-Chlorobenzene	8.860	117	1164799	50.00	ug/L	0.00
83) 1,4-Dichlorobenzene-d4	10.847	152	668390	50.00	ug/L	0.00
System Monitoring Compounds						
42) surr4,Dibrflmethane	4.348	113	397143	51.00	ug/L	0.00
Spiked Amount 50.000			Recovery	=	102.00%	
45) surr1,1,2-dichloroetha...	4.885	65	439835	57.52	ug/L	-0.01
Spiked Amount 50.000			Recovery	=	115.04%	
61) SURR3,Toluene-d8	7.445	98	1480813	54.81	ug/L	0.00
Spiked Amount 50.000			Recovery	=	109.62%	
66) SURR2,BFB	9.896	95	605611	52.14	ug/L	0.00
Spiked Amount 50.000			Recovery	=	104.28%	
Target Compounds						Qvalue
2) Dichlorodifluoromethane	1.184	85	159842	23.58	ug/L	100
3) Chloromethane	1.288	50	150348	19.83	ug/L	99
4) Vinyl Chloride	1.355	62	134627	19.55	ug/L	98
5) Bromomethane	1.556	94	65595	18.07	ug/L	99
6) Chloroethane	1.611	64	76576	21.80	ug/L	99
7) Freon 21	1.721	67	254816	19.13	ug/L	100
8) Trichlorofluoromethane	1.764	101	202303	20.51	ug/L	99
9) Diethyl Ether	1.934	59	85741	20.84	ug/L	98
10) Freon 123a	1.928	67	161899	23.18	ug/L	90
11) Freon 123	1.965	83	183074	22.37	ug/L	99
12) Acrolein	2.026	56	73732	207.73	ug/L	99
13) 1,1-Diclethene	2.099	96	94175	19.85	ug/L	91
14) Freon 113	2.093	101	113728	21.16	ug/L	87
15) Acetone	2.123	43	23850	18.26	ug/L	99
16) 2-Propanol	2.196	45	99093	385.56	ug/L	98
17) Iodomethane	2.215	142	116329	16.51	ug/L	94
18) Carbon Disulfide	2.276	76	431063	23.19	ug/L	99
19) Acetonitrile	2.325	41	31270	90.29	ug/L	99
20) Allyl Chloride	2.355	41	198875	19.83	ug/L	99
21) Methyl Acetate	2.355	43	86234	20.69	ug/L	96
22) Methylene Chloride	2.446	84	120432	19.18	ug/L	94
23) TBA	2.507	59	117104	335.15	ug/L	92
24) Acrylonitrile	2.642	53	146754	99.88	ug/L	99
25) Methyl-t-Butyl Ether	2.666	73	267130	19.20	ug/L	98
26) trans-1,2-Dichloroethene	2.672	96	110217	18.26	ug/L	93
27) 1,1-Diclethane	3.056	63	212220	19.08	ug/L	99
28) Vinyl Acetate	3.099	43	134570	28.47	ug/L	98
29) 2-Chloro-1,3-Butadiene	3.154	53	210371	25.02	ug/L	98
30) 2,2-Dichloropropane	3.702	77	154276	21.04	ug/L	99
31) cis-1,2-Dichloroethene	3.696	96	121426	18.61	ug/L	96
32) 2-Butanone	3.714	43	38457	18.65	ug/L #	95
34) Propionitrile	3.788	54	50067	94.28	ug/L	97
35) Bromochloromethane	4.007	130	75933	18.03	ug/L	98
36) Methacrylonitrile	3.989	67	29190	18.05	ug/L	88
37) Tetrahydrofuran	4.074	42	23119	17.88	ug/L	95

Quantitation Report (Not Reviewed)

Sample : LCS
Data File : J:\ACQUDATA\MSVOA10\DATA\112607\A6616.D Vial: 2
Acq On : 26 Nov 2007 12:02 pm
Operator : B.ALLGEIER
InstName : MSVOA10
Misc :

Quant Time: Nov 26 12:18:45 2007
Quant Method : J:\ACQUDATA\MSVOA10\METHODS\WAT1110.M
Quant Title : MS#10 - 8260B WATERS 10mL Purge
QLast Update : Tue Nov 13 13:26:34 2007
Response via : Initial Calibration

Compound	R.T.	QIon	Response	Conc Units	Dev(Min)
38) Chloroform	4.117	83	213781	18.85 ug/L	99
39) 1,1,1-Trichloroethane	4.379	97	177937	18.54 ug/L	99
41) Cyclohexane	4.464	41	147440	20.91 ug/L	97
43) Carbontetrachloride	4.641	121	49285	17.99 ug/L	95
44) 1,1-Dichloropropene	4.641	75	158712	18.62 ug/L	99
46) Benzene	4.989	78	465748	18.26 ug/L	99
47) 1,2-Dichloroethane	5.025	62	159582	18.74 ug/L	98
48) Iso-Butyl Alcohol	4.885	43	55700	301.11 ug/L	93
49) n-Heptane	5.476	43	175945	20.87 ug/L	99
50) Trichloroethene	5.988	130	117307	16.34 ug/L	97
51) Methylcyclohexane	6.232	55	173308	20.70 ug/L	94
52) 1,2-Diclpropane	6.281	63	123717	19.23 ug/L	100
53) Dibromomethane	6.427	93	65504	18.45 ug/L	98
54) 1,4-Dioxane	6.488	88	14775	340.60 ug/L	97
55) Methyl Methacrylate	6.482	69	48157	15.86 ug/L	94
56) Bromodichloromethane	6.641	83	152124	18.37 ug/L	99
58) 2-Chloroethylvinyl Ether	7.025	63	53113	17.30 ug/L	94
59) cis-1,3-Dichloropropene	7.165	75	165702	18.55 ug/L	99
60) 4-Methyl-2-pentanone	7.354	43	72888	17.48 ug/L	96
62) Toluene	7.519	91	487351	18.18 ug/L	100
63) trans-1,3-Dichloropropene	7.769	75	139279	16.64 ug/L	98
64) Ethyl Methacrylate	7.884	69	97907	16.60 ug/L	95
65) 1,1,2-Trichloroethane	7.945	97	92847	19.09 ug/L	99
68) Tetrachloroethene	8.067	164	99648	18.01 ug/L	94
69) 2-Hexanone	8.214	43	49060	19.28 ug/L	96
70) 1,3-Dichloropropane	8.104	76	156553	19.88 ug/L	96
71) Dibromochloromethane	8.323	129	109009	18.77 ug/L	97
72) 1,2-Dibromoethane	8.415	107	85545	18.82 ug/L	97
73) Chlorobenzene	8.884	112	339239	19.11 ug/L	100
74) 1,1,1,2-Tetrachloroethane	8.963	131	117148	19.43 ug/L	96
75) Ethylbenzene	8.994	106	173199	19.34 ug/L	98
76) (m+p)Xylene	9.098	106	442305	40.08 ug/L	96
77) o-Xylene	9.445	106	207483	19.29 ug/L	97
78) Styrene	9.457	104	344525	18.76 ug/L	94
79) Bromoform	9.616	173	64442	17.86 ug/L	100
80) Isopropylbenzene	9.768	105	550576	20.12 ug/L	99
81) Cyclohexanone	9.841	55	91220	432.45 ug/L	99
82) trans-1,4-Dichloro-2-B...	10.073	53	29537	28.79 ug/L	98
84) 1,1,2,2-Tetrachloroethane	10.024	83	113123	21.93 ug/L	97
85) Bromobenzene	10.018	156	147777	18.93 ug/L	95
86) 1,2,3-Trichloropropane	10.055	110	29894	19.67 ug/L	96
87) n-Propylbenzene	10.116	91	677333	20.67 ug/L	99
88) 2-Chlorotoluene	10.183	91	406053	20.53 ug/L	99
89) 4-Chlorotoluene	10.274	91	499910	21.63 ug/L	99
90) 1,3,5-Trimethylbenzene	10.262	105	484743	21.03 ug/L	97
91) tert-Butylbenzene	10.530	119	409180	20.18 ug/L	98
92) 1,2,4-Trimethylbenzene	10.573	105	506800	21.73 ug/L	98
93) sec-Butylbenzene	10.713	105	633462	22.53 ug/L	99
94) p-Isopropyltoluene	10.829	119	557223	21.15 ug/L	99
95) 1,3-Dclbenz	10.798	146	299535	19.48 ug/L	97
96) 1,4-Dclbenz	10.872	146	317113	19.68 ug/L	99
97) n-Butylbenzene	11.158	91	485314	21.04 ug/L	98

Quantitation Report (Not Reviewed)

Sample : LCS
Data File : J:\ACQUDATA\MSVOA10\DATA\112607\A6616.D Vial: 2
Acq On : 26 Nov 2007 12:02 pm
Operator : B.ALLGEIER
InstName : MSVOA10
Misc :

Quant Time: Nov 26 12:18:45 2007
Quant Method : J:\ACQUDATA\MSVOA10\METHODS\WAT1110.M
Quant Title : MS#10 - 8260B WATERS 10mL Purge
QLast Update : Tue Nov 13 13:26:34 2007
Response via : Initial Calibration

Compound	R.T.	QIon	Response	Conc Units	Dev(Min)
98) 1,2-Dclbenz	11.164	146	296665	20.32 ug/L	99
99) 1,2-Dibromo-3-chloropr...	11.719	157	17916	16.33 ug/L	94
101) 1,2,4-Tcbenzene	12.237	180	204204	19.39 ug/L	99
102) Hexachlorobt	12.335	225	90620	18.15 ug/L	100
103) Naphthalen	12.377	128	361891	18.85 ug/L	99
104) 1,2,3-Tclbenzene	12.518	180	183038	19.06 ug/L	99

(#) = qualifier out of range (m) = manual integration (+) = signals summed

Sample : LCS
Data File : J:\ACQUDATA\MSVOA10\DATA\112607\A6616.D Vial: 2
Acq On : 26 Nov 2007 12:02 pm
Operator : B.ALLGEIER
InstName : MSVOA10
Misc :

Quant Time: Nov 26 12:18:45 2007
Quant Method : J:\ACQUDATA\MSVOA10\METHODS\WAT1110.M
Quant Title : MS#10 - 8260B WATERS 10mL Purge
QLast Update : Tue Nov 13 13:26:34 2007
Response via : Initial Calibration

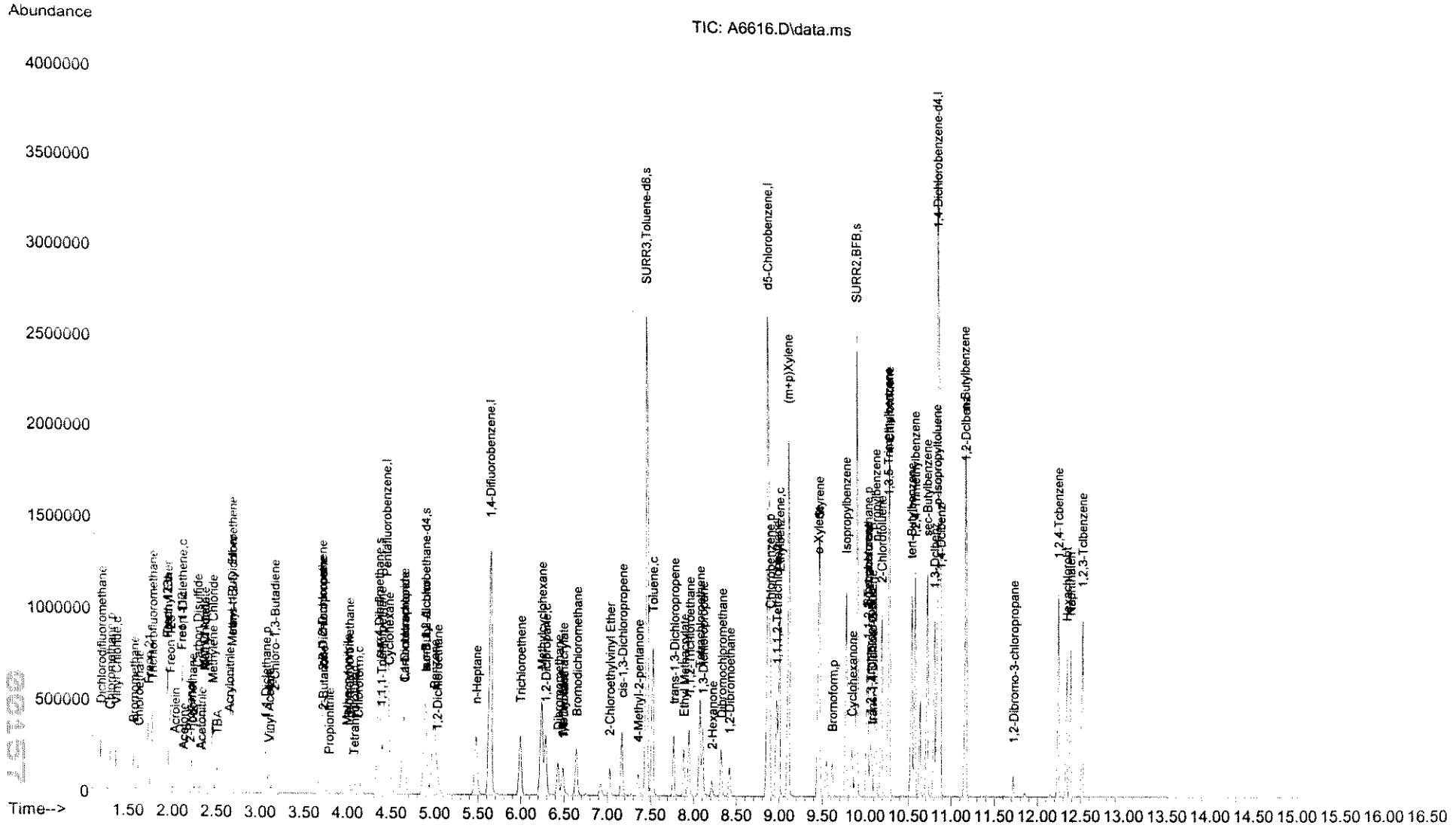

COLUMBIA ANALYTICAL SERVICES

VOLATILE ORGANICS
METHOD 8260B TCL
Reported: 12/19/07

Project Reference:
Client Sample ID : LABORATORY CONTROL SAMPLE

Date Sampled : **Order #:** 1058794 **Sample Matrix:** WATER
Date Received: **Submission #:** **Analytical Run** 153828

DATE ANALYZED : 11/27/07
ANALYTICAL DILUTION: 1.00

ANALYTE	PQL	RESULT	UNITS
ACETONE	5.0	22	UG/L
BENZENE	1.0	19	UG/L
BROMODICHLOROMETHANE	1.0	19	UG/L
BROMOFORM	1.0	18	UG/L
BROMOMETHANE	1.0	18	UG/L
2-BUTANONE (MEK)	5.0	19	UG/L
CARBON DISULFIDE	1.0	19	UG/L
CARBON TETRACHLORIDE	1.0	18	UG/L
CHLOROBENZENE	1.0	19	UG/L
CHLOROETHANE	1.0	21	UG/L
CHLOROFORM	1.0	19	UG/L
CHLOROMETHANE	1.0	19	UG/L
DIBROMOCHLOROMETHANE	1.0	19	UG/L
1,1-DICHLOROETHANE	1.0	19	UG/L
1,2-DICHLOROETHANE	1.0	19	UG/L
1,1-DICHLOROETHENE	1.0	20	UG/L
CIS-1,2-DICHLOROETHENE	1.0	19	UG/L
TRANS-1,2-DICHLOROETHENE	1.0	18	UG/L
1,2-DICHLOROPROPANE	1.0	20	UG/L
CIS-1,3-DICHLOROPROPENE	1.0	18	UG/L
TRANS-1,3-DICHLOROPROPENE	1.0	16	UG/L
ETHYLBENZENE	1.0	19	UG/L
2-HEXANONE	5.0	19	UG/L
METHYLENE CHLORIDE	1.0	20	UG/L
4-METHYL-2-PENTANONE (MIBK)	5.0	17	UG/L
STYRENE	1.0	19	UG/L
1,1,2,2-TETRACHLOROETHANE	1.0	19	UG/L
TETRACHLOROETHENE	1.0	18	UG/L
TOLUENE	1.0	18	UG/L
1,1,1-TRICHLOROETHANE	1.0	19	UG/L
1,1,2-TRICHLOROETHANE	1.0	20	UG/L
TRICHLOROETHENE	1.0	19	UG/L
VINYL CHLORIDE	1.0	19	UG/L
O-XYLENE	1.0	19	UG/L
M+P-XYLENE	1.0	40	UG/L

SURROGATE RECOVERIES	QC LIMITS		
4-BROMOFLUOROBENZENE	(80 - 123 %)	104	%
TOLUENE-D8	(88 - 124 %)	109	%
DIBROMOFLUOROMETHANE	(89 - 115 %)	102	%

Quantitation Report (Not Reviewed)

Sample : LCS
Data File : J:\ACQUDATA\MSVOA10\DATA\112607\A6640.D Vial: 26
Acq On : 27 Nov 2007 12:03 am
Operator : B.ALLGEIER
InstName : MSVOA10
Misc : 1058794 1.0

Quant Time: Nov 27 00:19:20 2007
Quant Method : J:\ACQUDATA\MSVOA10\METHODS\WAT1110.M
Quant Title : MS#10 - 8260B WATERS 10mL Purge
QLast Update : Tue Nov 13 13:26:34 2007
Response via : Initial Calibration

Compound	R.T.	QIon	Response	Conc	Units	Dev(Min)
Internal Standards						
1) Pentafluorobenzene	4.440	168	846829	50.00	ug/L	0.00
40) 1,4-Difluorobenzene	5.641	114	1280203	50.00	ug/L	0.00
67) d5-Chlorobenzene	8.860	117	1168565	50.00	ug/L	0.00
83) 1,4-Dichlorobenzene-d4	10.853	152	676521	50.00	ug/L	0.00
System Monitoring Compounds						
42) surr4,Dibrflmethane	4.354	113	400303	51.01	ug/L	0.00
Spiked Amount 50.000			Recovery	=	102.02%	
45) surr1,1,2-dichloroetha...	4.891	65	436417	56.64	ug/L	0.00
Spiked Amount 50.000			Recovery	=	113.28%	
61) SURR3,Toluene-d8	7.451	98	1488113	54.66	ug/L	0.00
Spiked Amount 50.000			Recovery	=	109.32%	
66) SURR2,BFB	9.896	95	611252	52.22	ug/L	0.00
Spiked Amount 50.000			Recovery	=	104.44%	
Target Compounds						Qvalue
2) Dichlorodifluoromethane	1.184	85	153373	22.51	ug/L	100
3) Chloromethane	1.294	50	146652	19.25	ug/L	99
4) Vinyl Chloride	1.355	62	132285	19.11	ug/L	100
5) Bromomethane	1.556	94	64630	17.71	ug/L	98
6) Chloroethane	1.611	64	75235	21.31	ug/L	99
7) Freon 21	1.721	67	255859	19.11	ug/L	100
8) Trichlorofluoromethane	1.770	101	201167	20.29	ug/L	99
9) Diethyl Ether	1.934	59	90328	21.84	ug/L	98
10) Freon 123a	1.934	67	160997	22.93	ug/L	100
11) Freon 123	1.971	83	184979	22.49	ug/L	98
12) Acrolein	2.026	56	57920	162.34	ug/L	100 ↑
13) 1,1-Diclethene	2.105	96	95220	19.97	ug/L	99
14) Freon 113	2.093	101	104627	19.37	ug/L	95
15) Acetone	2.123	43	29068	22.14	ug/L	98
16) 2-Propanol	2.196	45	93865	363.34	ug/L	96
17) Iodomethane	2.221	142	86965	12.28	ug/L	97 50-156
18) Carbon Disulfide	2.276	76	351348	18.81	ug/L	99
19) Acetonitrile	2.324	41	37838	108.69	ug/L	99
20) Allyl Chloride	2.355	41	186285	18.48	ug/L	97
21) Methyl Acetate	2.361	43	80249	19.16	ug/L	98
22) Methylene Chloride	2.446	84	123720	19.61	ug/L	93
23) TBA	2.507	59	121806	346.81	ug/L	88
24) Acrylonitrile	2.641	53	150902	102.18	ug/L	96
25) Methyl-t-Butyl Ether	2.666	73	274241	19.61	ug/L	96
26) trans-1,2-Dichloroethene	2.678	96	111096	18.31	ug/L	93
27) 1,1-Diclethane	3.062	63	215056	19.23	ug/L	99
28) Vinyl Acetate	3.105	43	52368	11.02	ug/L	96 50-150
29) 2-Chloro-1,3-Butadiene	3.160	53	167307	19.80	ug/L	100
30) 2,2-Dichloropropane	3.702	77	113460	15.39	ug/L	99
31) cis-1,2-Dichloroethene	3.702	96	122809	18.73	ug/L	100
32) 2-Butanone	3.720	43	39288	18.96	ug/L	95
34) Propionitrile	3.794	54	52392	98.15	ug/L	98
35) Bromochloromethane	4.007	130	79666	18.82	ug/L	97
36) Methacrylonitrile	3.995	67	30009	18.46	ug/L	83
37) Tetrahydrofuran	4.074	42	23302	17.93	ug/L	98

Quantitation Report (Not Reviewed)

Sample : LCS
Data File : J:\ACQUDATA\MSVOA10\DATA\112607\A6640.D Vial: 26
Acq On : 27 Nov 2007 12:03 am
Operator : B.ALLGEIER
InstName : MSVOA10
Misc :

Quant Time: Nov 27 00:19:20 2007
Quant Method : J:\ACQUDATA\MSVOA10\METHODS\WAT1110.M
Quant Title : MS#10 - 8260B WATERS 10mL Purge
QLast Update : Tue Nov 13 13:26:34 2007
Response via : Initial Calibration

Compound	R.T.	QIon	Response	Conc Units	Dev(Min)
38) Chloroform	4.123	83	218608	19.17 ug/L	97
39) 1,1,1-Trichloroethane	4.385	97	179831	18.64 ug/L	98
41) Cyclohexane	4.470	41	144981	20.40 ug/L	97
43) Carbontetrachloride	4.647	121	50068	18.14 ug/L	99
44) 1,1-Dichloropropene	4.647	75	158461	18.45 ug/L	99
46) Benzene	4.989	78	478360	18.61 ug/L	99
47) 1,2-Dichloroethane	5.025	62	164010	19.12 ug/L	97
48) Iso-Butyl Alcohol	4.891	43	58219	312.32 ug/L	96
49) n-Heptane	5.476	43	139570	16.43 ug/L	99
50) Trichloroethene	5.994	130	136878	18.92 ug/L	98
51) Methylcyclohexane	6.238	55	168068	19.92 ug/L	99
52) 1,2-Diclpropane	6.287	63	128034	19.75 ug/L	98
53) Dibromomethane	6.427	93	68015	19.01 ug/L	94
54) 1,4-Dioxane	6.482	88	14095	326.34 ug/L	96
55) Methyl Methacrylate	6.482	69	51012	16.67 ug/L	97
56) Bromodichloromethane	6.641	83	157795	18.91 ug/L	100
58) 2-Chloroethylvinyl Ether	7.025	63	44567	14.41 ug/L	92
59) cis-1,3-Dichloropropene	7.165	75	162022	18.00 ug/L	99
60) 4-Methyl-2-pentanone	7.354	43	70237	16.72 ug/L	98
62) Toluene	7.519	91	491935	18.21 ug/L	100
63) trans-1,3-Dichloropropene	7.768	75	135039	16.07 ug/L	99
64) Ethyl Methacrylate	7.890	69	104534	17.39 ug/L	98
65) 1,1,2-Trichloroethane	7.945	97	97140	19.82 ug/L	98
68) Tetrachloroethene	8.073	164	99831	17.98 ug/L	99
69) 2-Hexanone	8.213	43	48608	19.09 ug/L	98
70) 1,3-Dichloropropane	8.104	76	160220	20.28 ug/L	96
71) Dibromochloromethane	8.323	129	112533	19.31 ug/L	99
72) 1,2-Dibromoethane	8.421	107	90836	19.92 ug/L	99
73) Chlorobenzene	8.884	112	343038	19.26 ug/L	98
74) 1,1,1,2-Tetrachloroethane	8.963	131	120961	20.00 ug/L	99
75) Ethylbenzene	8.994	106	174187	19.39 ug/L	98
76) (m+p)Xylene	9.104	106	438944	39.64 ug/L	99
77) o-Xylene	9.451	106	207504	19.23 ug/L	98
78) Styrene	9.463	104	347728	18.87 ug/L	99
79) Bromoform	9.616	173	65215	17.99 ug/L	98
80) Isopropylbenzene	9.768	105	536547	19.54 ug/L	99
81) Cyclohexanone	9.841	55	194666	919.88 ug/L	99
82) trans-1,4-Dichloro-2-B...	10.073	53	26692	25.93 ug/L	97
84) 1,1,2,2-Tetrachloroethane	10.030	83	98832	18.93 ug/L	99
85) Bromobenzene	10.018	156	152656	19.32 ug/L	98
86) 1,2,3-Trichloropropane	10.061	110	32089	20.86 ug/L	94
87) n-Propylbenzene	10.116	91	656021	19.78 ug/L	99
88) 2-Chlorotoluene	10.183	91	401614	20.06 ug/L	99
89) 4-Chlorotoluene	10.274	91	488817	20.89 ug/L	100
90) 1,3,5-Trimethylbenzene	10.268	105	473338	20.29 ug/L	99
91) tert-Butylbenzene	10.536	119	397995	19.39 ug/L	99
92) 1,2,4-Trimethylbenzene	10.573	105	497296	21.07 ug/L	100
93) sec-Butylbenzene	10.713	105	597545	20.99 ug/L	99
94) p-Isopropyltoluene	10.829	119	523925	19.65 ug/L	99
95) 1,3-Dclbenz	10.798	146	300251	19.30 ug/L	100
96) 1,4-Dclbenz	10.871	146	315604	19.35 ug/L	99
97) n-Butylbenzene	11.158	91	452339	19.37 ug/L	98

Quantitation Report (Not Reviewed)

Sample : LCS
Data File : J:\ACQUDATA\MSVOA10\DATA\112607\A6640.D Vial: 26
Acq On : 27 Nov 2007 12:03 am
Operator : B.ALLGEIER
InstName : MSVOA10
Misc :

Quant Time: Nov 27 00:19:20 2007
Quant Method : J:\ACQUDATA\MSVOA10\METHODS\WAT1110.M
Quant Title : MS#10 - 8260B WATERS 10mL Purge
QLast Update : Tue Nov 13 13:26:34 2007
Response via : Initial Calibration

Compound	R.T.	QIon	Response	Conc	Units	Dev(Min)
98) 1,2-Dclbenz	11.164	146	297976	20.17	ug/L	98
99) 1,2-Dibromo-3-chloropr...	11.719	157	18288	16.47	ug/L	95
101) 1,2,4-Tcbenzene	12.237	180	196665	18.45	ug/L	99
102) Hexachlorobt	12.335	225	82106	16.25	ug/L	98
103) Naphthalen	12.383	128	369737	19.03	ug/L	99
104) 1,2,3-Tclbenzene	12.518	180	183689	18.90	ug/L	100

(#) = qualifier out of range (m) = manual integration (+) = signals summed

Sample : LCS
Data File : J:\ACQUDATA\MSVOA10\DATA\112607\A6640.D Vial: 26
Acq On : 27 Nov 2007 12:03 am
Operator : B.ALLGEIER
InstName : MSVOA10
Misc :

Quant Time: Nov 27 00:19:20 2007
Quant Method : J:\ACQUDATA\MSVOA10\METHODS\WAT1110.M
Quant Title : MS#10 - 8260B WATERS 10mL Purge
QLast Update : Tue Nov 13 13:26:34 2007
Response via : Initial Calibration

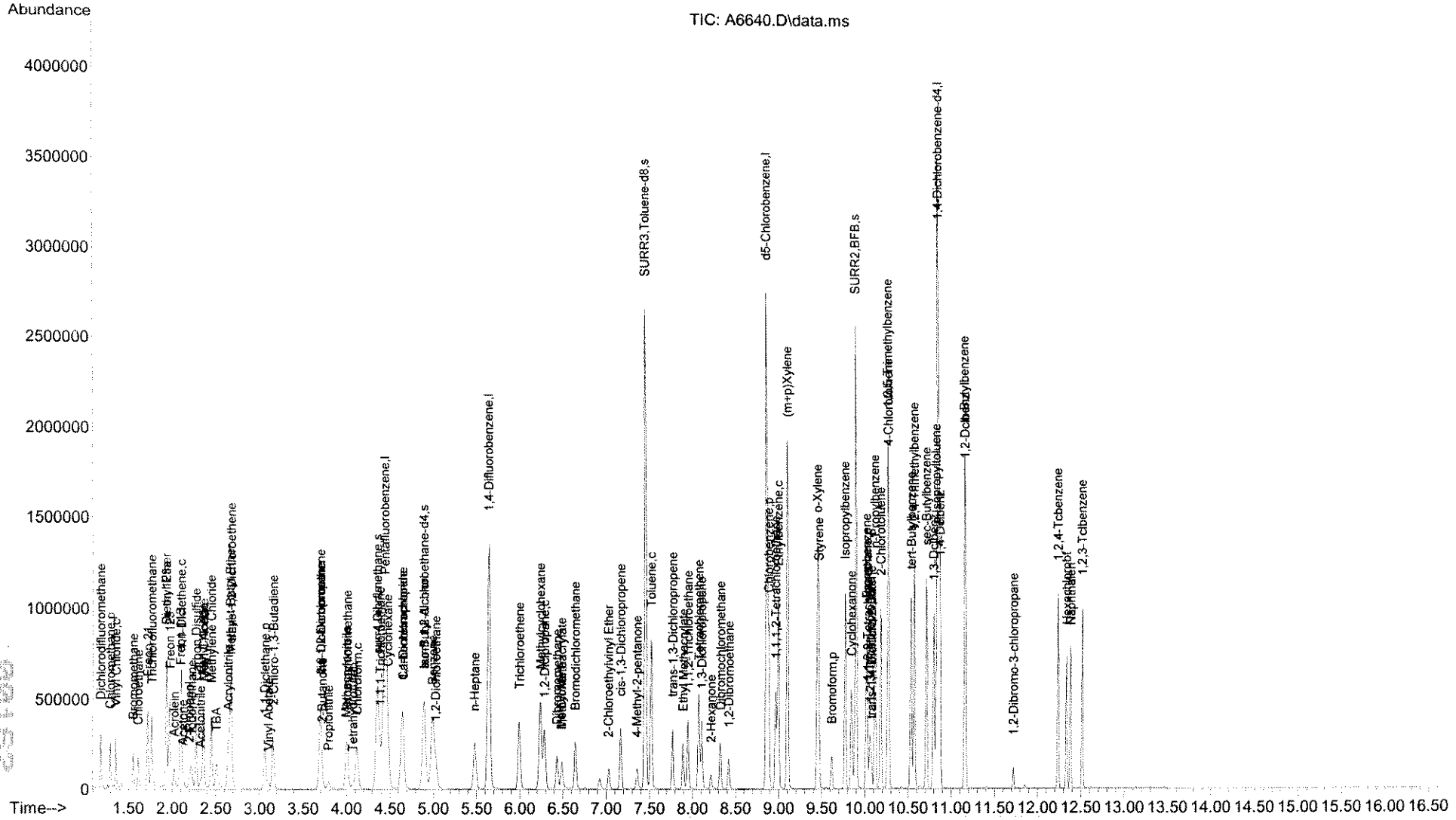

COLUMBIA ANALYTICAL SERVICES

VOLATILE ORGANICS
METHOD 8260B TCL
Reported: 12/19/07

Project Reference:
Client Sample ID : MATRIX SPIKE

Date Sampled : **Order #:** 1058795 **Sample Matrix:** WATER
Date Received: **Submission #:** **Analytical Run** 153828

ANALYTE	PQL	RESULT	UNITS
DATE ANALYZED : 11/27/07			
ANALYTICAL DILUTION: 1.00			
ACETONE	5.0	40	UG/L
BENZENE	1.0	47	UG/L
BROMODICHLOROMETHANE	1.0	46	UG/L
BROMOFORM	1.0	40	UG/L
BROMOMETHANE	1.0	42	UG/L
2-BUTANONE (MEK)	5.0	46	UG/L
CARBON DISULFIDE	1.0	58	UG/L
CARBON TETRACHLORIDE	1.0	49	UG/L
CHLOROBENZENE	1.0	48	UG/L
CHLOROETHANE	1.0	52	UG/L
CHLOROFORM	1.0	48	UG/L
CHLOROMETHANE	1.0	48	UG/L
DIBROMOCHLOROMETHANE	1.0	48	UG/L
1,1-DICHLOROETHANE	1.0	49	UG/L
1,2-DICHLOROETHANE	1.0	44	UG/L
1,1-DICHLOROETHENE	1.0	54	UG/L
CIS-1,2-DICHLOROETHENE	1.0	48	UG/L
TRANS-1,2-DICHLOROETHENE	1.0	48	UG/L
1,2-DICHLOROPROPANE	1.0	48	UG/L
CIS-1,3-DICHLOROPROPENE	1.0	46	UG/L
TRANS-1,3-DICHLOROPROPENE	1.0	39	UG/L
ETHYLBENZENE	1.0	50	UG/L
2-HEXANONE	5.0	45	UG/L
METHYLENE CHLORIDE	1.0	47	UG/L
4-METHYL-2-PENTANONE (MIBK)	5.0	46	UG/L
STYRENE	1.0	49	UG/L
1,1,2,2-TETRACHLOROETHANE	1.0	52	UG/L
TETRACHLOROETHENE	1.0	48	UG/L
TOLUENE	1.0	47	UG/L
1,1,1-TRICHLOROETHANE	1.0	49	UG/L
1,1,2-TRICHLOROETHANE	1.0	45	UG/L
TRICHLOROETHENE	1.0	43	UG/L
VINYL CHLORIDE	1.0	51	UG/L
O-XYLENE	1.0	50	UG/L
M+P-XYLENE	1.0	100	UG/L

SURROGATE RECOVERIES	QC LIMITS		
4-BROMOFLUOROBENZENE	(80 - 123 %)	105	%
TOLUENE-D8	(88 - 124 %)	110	%
DIBROMOFLUOROMETHANE	(89 - 115 %)	102	%

Quantitation Report (Not Reviewed)

Sample : 1056301 1.0MS
Data File : J:\ACQUDATA\MSVOA10\DATA\112607\A6658.D Vial: 44
Acq On : 27 Nov 2007 8:57 am
Operator : B.ALLGEIER 1058795
InstName : MSVOA10
Misc : HA R7-40977 8260B.TCLH

Quant Time: Nov 27 09:12:54 2007
Quant Method : J:\ACQUDATA\MSVOA10\METHODS\WAT1110.M
Quant Title : MS#10 - 8260B WATERS 10mL Purge
QLast Update : Tue Nov 13 13:26:34 2007
Response via : Initial Calibration

Compound	R.T.	QIon	Response	Conc Units	Dev(Min)
Internal Standards					
1) Pentafluorobenzene	4.440	168	850798	50.00 ug/L	0.00
40) 1,4-Difluorobenzene	5.641	114	1290214	50.00 ug/L	0.00
67) d5-Chlorobenzene	8.860	117	1181311	50.00 ug/L	0.00
83) 1,4-Dichlorobenzene-d4	10.853	152	678008	50.00 ug/L	0.00
System Monitoring Compounds					
42) surr4,Dibrflmethane	4.355	113	404175	51.13 ug/L	0.00
Spiked Amount 50.000			Recovery	= 102.26%	
45) surr1,1,2-dichloroetha...	4.891	65	437263	56.31 ug/L	0.00
Spiked Amount 50.000			Recovery	= 112.62%	
61) SURR3,Toluene-d8	7.452	98	1503015	54.78 ug/L	0.00
Spiked Amount 50.000			Recovery	= 109.56%	
66) SURR2,BFB	9.896	95	620709	52.62 ug/L	0.00
Spiked Amount 50.000			Recovery	= 105.24%	
Target Compounds					Qvalue
2) Dichlorodifluoromethane	1.184	85	415951	60.77 ug/L	100
3) Chloromethane	1.294	50	368443	48.13 ug/L	100
4) Vinyl Chloride	1.355	62	353654	50.84 ug/L	100
5) Bromomethane	1.556	94	155566	42.43 ug/L	100
6) Chloroethane	1.611	64	183544	51.74 ug/L	98
7) Freon 21	1.721	67	567162	42.16 ug/L	100
8) Trichlorofluoromethane	1.770	101	534174	53.62 ug/L	98
9) Diethyl Ether	1.934	59	206127	49.61 ug/L	98
10) Freon 123a	1.934	67	359376	50.94 ug/L	98
11) Freon 123	1.971	83	404949	49.00 ug/L	100
12) Acrolein	2.026	56	173840	484.99 ug/L	99
13) 1,1-Diclethene	2.105	96	260006	54.27 ug/L	100
14) Freon 113	2.093	101	289433	53.33 ug/L	92
15) Acetone	2.123	43	53402	40.48 ug/L	97
16) 2-Propanol	2.196	45	202379	779.73 ug/L	100
17) Iodomethane	2.221	142	316409	44.48 ug/L	96
18) Carbon Disulfide	2.276	76	1089453	58.04 ug/L	100
19) Acetonitrile	2.324	41	58175	166.33 ug/L	100
A 20) Allyl Chloride	2.355	41	521585	51.49 ug/L	98
21) Methyl Acetate	2.361	43	181432	43.11 ug/L	99
22) Methylene Chloride	2.446	84	298930	47.15 ug/L	94
23) TBA	2.507	59	276561	783.77 ug/L	92
24) Acrylonitrile	2.641	53	343231	231.33 ug/L	95
27 25) Methyl-t-Butyl Ether	2.666	73	645613	45.94 ug/L	97
26) trans-1,2-Dichloroethene	2.678	96	291898	47.88 ug/L	96
27) 1,1-Diclethane	3.062	63	549832	48.95 ug/L	100
28) Vinyl Acetate	3.099	43	340672	71.38 ug/L	100
29) 2-Chloro-1,3-Butadiene	3.154	53	537209	63.27 ug/L	97
30) 2,2-Dichloropropane	3.702	77	416465	56.23 ug/L	99
31) cis-1,2-Dichloroethene	3.702	96	318390	48.33 ug/L	95
32) 2-Butanone	3.714	43	96676	46.44 ug/L	98
34) Propionitrile	3.794	54	117984	219.99 ug/L	97
35) Bromochloromethane	4.007	130	180680	42.49 ug/L	94
36) Methacrylonitrile	3.995	67	73156	44.78 ug/L	98
37) Tetrahydrofuran	4.074	42	52077	39.88 ug/L	99

0816U

Quantitation Report (Not Reviewed)

Sample : 1056301 1.0MS
Data File : J:\ACQUDATA\MSVOA10\DATA\112607\A6658.D Vial: 44
Acq On : 27 Nov 2007 8:57 am
Operator : B.ALLGEIER
InstName : MSVOA10
Misc : HA R7-40977 8260B.TCLH

Quant Time: Nov 27 09:12:54 2007
Quant Method : J:\ACQUDATA\MSVOA10\METHODS\WAT1110.M
Quant Title : MS#10 - 8260B WATERS 10mL Purge
QLast Update : Tue Nov 13 13:26:34 2007
Response via : Initial Calibration

Compound	R.T.	QIon	Response	Conc Units	Dev(Min)
38) Chloroform	4.123	83	548390	47.87 ug/L	99
39) 1,1,1-Trichloroethane	4.385	97	475616	49.08 ug/L	100
41) Cyclohexane	4.470	41	311173	43.45 ug/L	97
43) Carbontetrachloride	4.641	121	135999	48.89 ug/L	90
44) 1,1-Dichloropropene	4.647	75	429259	49.60 ug/L	98
46) Benzene	4.989	78	1210054	46.70 ug/L	99
47) 1,2-Dichloroethane	5.025	62	384637	44.49 ug/L	97
48) Iso-Butyl Alcohol	4.897	43	133889	712.68 ug/L	96
49) n-Heptane	5.476	43	436753	51.00 ug/L	99
50) Trichloroethene	5.994	130	315276	43.24 ug/L	99
51) Methylcyclohexane	6.238	55	375658	44.18 ug/L	98
52) 1,2-Diclpropane	6.287	63	310522	47.53 ug/L	100
53) Dibromomethane	6.427	93	157047	43.55 ug/L	93
54) 1,4-Dioxane	6.482	88	35745	710.32 ug/L	91
55) Methyl Methacrylate	6.488	69	126918	41.16 ug/L	96
56) Bromodichloromethane	6.641	83	391026	46.49 ug/L	99
59) cis-1,3-Dichloropropene	7.165	75	417422	46.01 ug/L	100
60) 4-Methyl-2-pentanone	7.354	43	194095	45.83 ug/L	100
62) Toluene	7.519	91	1268994	46.61 ug/L	100
63) trans-1,3-Dichloropropene	7.769	75	350804	38.88 ug/L	98
64) Ethyl Methacrylate	7.890	69	273354	39.83 ug/L	99
65) 1,1,2-Trichloroethane	7.945	97	222645	45.09 ug/L	99
68) Tetrachloroethene	8.073	164	269197	47.97 ug/L	98
69) 2-Hexanone	8.214	43	135521	45.24 ug/L	97
70) 1,3-Dichloropropane	8.110	76	376843	47.19 ug/L	99
71) Dibromochloromethane	8.323	129	283029	48.05 ug/L	97
72) 1,2-Dibromoethane	8.421	107	208258	45.17 ug/L	100
73) Chlorobenzene	8.884	112	862086	47.87 ug/L	98
74) 1,1,1,2-Tetrachloroethane	8.963	131	305100	49.90 ug/L	100
75) Ethylbenzene	8.994	106	457989	50.42 ug/L	99
76) (m+p)Xylene	9.104	106	1144754	102.28 ug/L	97
77) o-Xylene	9.451	106	544932	49.95 ug/L	99
78) Styrene	9.463	104	910245	48.86 ug/L	99
79) Bromoform	9.616	173	159848	39.53 ug/L	97
80) Isopropylbenzene	9.768	105	1446335	52.11 ug/L	98
81) Cyclohexanone	9.841	55	106136	496.13 ug/L	98
82) trans-1,4-Dichloro-2-B...	10.073	53	69308	66.60 ug/L	99
84) 1,1,2,2-Tetrachloroethane	10.030	83	269931	51.58 ug/L	98
85) Bromobenzene	10.018	156	374291	47.26 ug/L	96
86) 1,2,3-Trichloropropane	10.055	110	71872	46.62 ug/L	96
87) n-Propylbenzene	10.116	91	1730633	52.05 ug/L	99
88) 2-Chlorotoluene	10.183	91	1034383	51.56 ug/L	99
89) 4-Chlorotoluene	10.274	91	1244399	53.07 ug/L	100
90) 1,3,5-Trimethylbenzene	10.268	105	1225607	52.41 ug/L	98
91) tert-Butylbenzene	10.536	119	1049588	51.02 ug/L	99
92) 1,2,4-Trimethylbenzene	10.573	105	1254867	53.04 ug/L	99
93) sec-Butylbenzene	10.713	105	1534426	53.79 ug/L	99
94) p-Isopropyltoluene	10.829	119	1347150	50.40 ug/L	99
95) 1,3-Dclbenz	10.798	146	754114	48.36 ug/L	100
96) 1,4-Dclbenz	10.872	146	771353	47.20 ug/L	99
97) n-Butylbenzene	11.158	91	1165377	49.80 ug/L	99
98) 1,2-Dclbenz	11.164	146	715481	48.32 ug/L	99

Quantitation Report (Not Reviewed)

Sample : 1056301 1.0MS
Data File : J:\ACQUDATA\MSVOA10\DATA\112607\A6658.D Vial: 44
Acq On : 27 Nov 2007 8:57 am
Operator : B.ALLGEIER
InstName : MSVOA10
Misc : HA R7-40977 8260B.TCLH

Quant Time: Nov 27 09:12:54 2007
Quant Method : J:\ACQUDATA\MSVOA10\METHODS\WAT1110.M
Quant Title : MS#10 - 8260B WATERS 10mL Purge
QLast Update : Tue Nov 13 13:26:34 2007
Response via : Initial Calibration

Compound	R.T.	QIon	Response	Conc Units	Dev(Min)
99) 1,2-Dibromo-3-chloropr...	11.719	157	44506	39.99 ug/L	97
101) 1,2,4-Tcbenzene	12.237	180	465937	43.62 ug/L	99
102) Hexachlorobt	12.335	225	188718	37.26 ug/L	100
103) Naphthalen	12.377	128	883219	45.36 ug/L	99
104) 1,2,3-Tclbenzene	12.518	180	412639	42.37 ug/L	99

(#) = qualifier out of range (m) = manual integration (+) = signals summed

Sample : 1056301 1.0MS
Data File : J:\ACQUDATA\MSVOA10\DATA\112607\A6658.D Vial: 44
Acq On : 27 Nov 2007 8:57 am
Operator : B.ALLGEIER
InstName : MSVOA10
Misc : HA R7-40977 8260B.TCLH

Quant Time: Nov 27 09:12:54 2007
Quant Method : J:\ACQUDATA\MSVOA10\METHODS\WAT1110.M
Quant Title : MS#10 - 8260B WATERS 10mL Purge
QLast Update : Tue Nov 13 13:26:34 2007
Response via : Initial Calibration

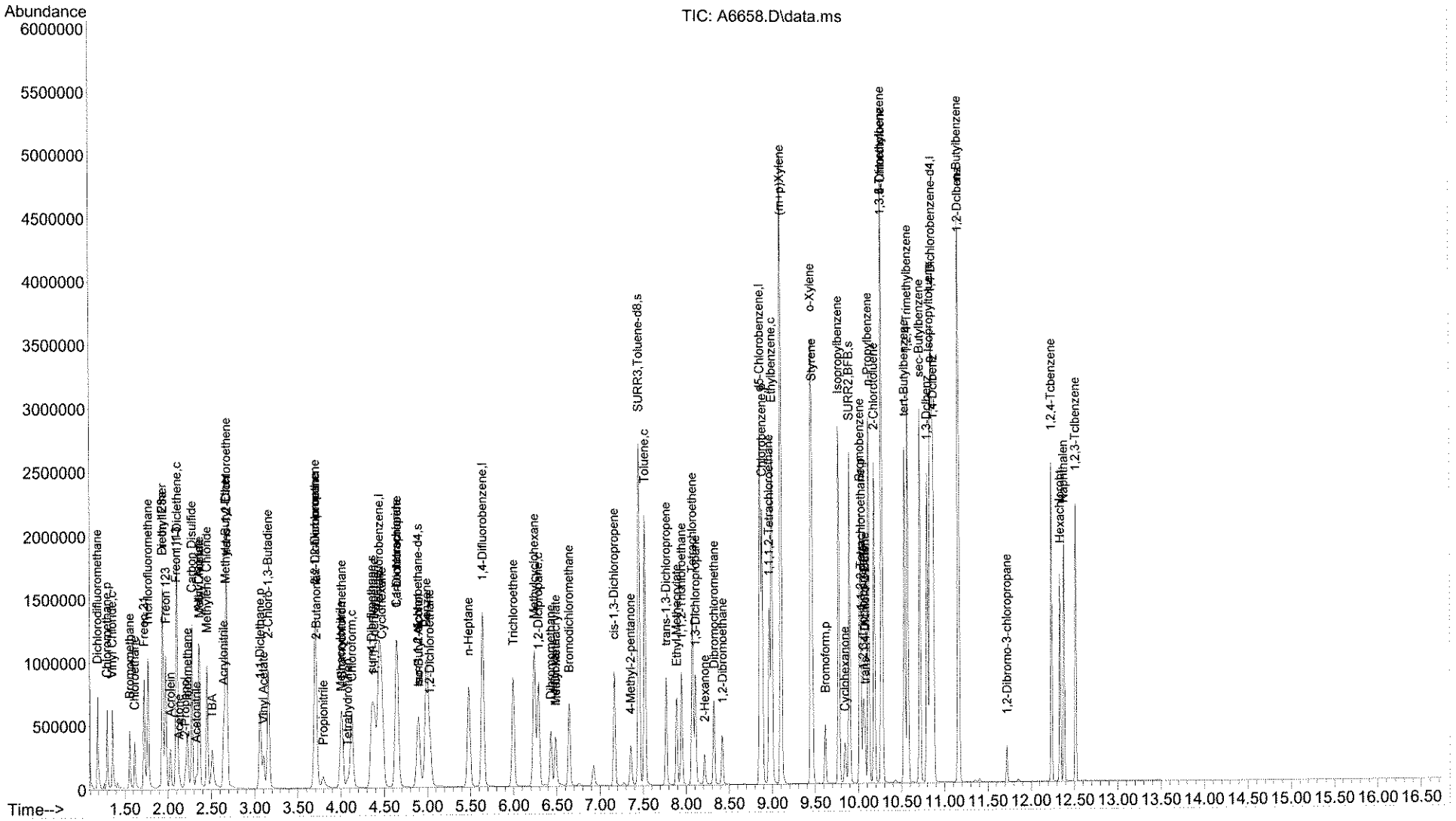

COLUMBIA ANALYTICAL SERVICES

VOLATILE ORGANICS
METHOD 8260B TCL
Reported: 12/19/07

Project Reference:
Client Sample ID : MATRIX SPIKE DUPLICATE

Date Sampled : **Order #:** 1058796 **Sample Matrix:** WATER
Date Received: **Submission #:** **Analytical Run** 153828

ANALYTE	PQL	RESULT	UNITS
DATE ANALYZED : 11/27/07			
ANALYTICAL DILUTION: 1.00			
ACETONE	5.0	40	UG/L
BENZENE	1.0	48	UG/L
BROMODICHLOROMETHANE	1.0	47	UG/L
BROMOFORM	1.0	41	UG/L
BROMOMETHANE	1.0	44	UG/L
2-BUTANONE (MEK)	5.0	46	UG/L
CARBON DISULFIDE	1.0	57	UG/L
CARBON TETRACHLORIDE	1.0	51	UG/L
CHLOROBENZENE	1.0	49	UG/L
CHLOROETHANE	1.0	53	UG/L
CHLOROFORM	1.0	49	UG/L
CHLOROMETHANE	1.0	49	UG/L
DIBROMOCHLOROMETHANE	1.0	49	UG/L
1,1-DICHLOROETHANE	1.0	50	UG/L
1,2-DICHLOROETHANE	1.0	46	UG/L
1,1-DICHLOROETHENE	1.0	54	UG/L
CIS-1,2-DICHLOROETHENE	1.0	49	UG/L
TRANS-1,2-DICHLOROETHENE	1.0	48	UG/L
1,2-DICHLOROPROPANE	1.0	50	UG/L
CIS-1,3-DICHLOROPROPENE	1.0	48	UG/L
TRANS-1,3-DICHLOROPROPENE	1.0	40	UG/L
ETHYLBENZENE	1.0	52	UG/L
2-HEXANONE	5.0	46	UG/L
METHYLENE CHLORIDE	1.0	48	UG/L
4-METHYL-2-PENTANONE (MIBK)	5.0	48	UG/L
STYRENE	1.0	50	UG/L
1,1,2,2-TETRACHLOROETHANE	1.0	53	UG/L
TETRACHLOROETHENE	1.0	48	UG/L
TOLUENE	1.0	48	UG/L
1,1,1-TRICHLOROETHANE	1.0	49	UG/L
1,1,2-TRICHLOROETHANE	1.0	46	UG/L
TRICHLOROETHENE	1.0	44	UG/L
VINYL CHLORIDE	1.0	51	UG/L
O-XYLENE	1.0	52	UG/L
M+P-XYLENE	1.0	100	UG/L

SURROGATE RECOVERIES	QC LIMITS		
4-BROMOFLUOROBENZENE	(80 - 123 %)	105	%
TOLUENE-D8	(88 - 124 %)	110	%
DIBROMOFLUOROMETHANE	(89 - 115 %)	103	%

Quantitation Report (Not Reviewed)

Sample : 1056301 1.0MSD
Data File : J:\ACQUDATA\MSVOA10\DATA\112607\A6659.D Vial: 45
Acq On : 27 Nov 2007 9:26 am
Operator : B.ALLGEIER 1058796
InstName : MSVOA10
Misc : HA R7-40977 8260B.TCLH

Quant Time: Nov 27 09:42:34 2007
Quant Method : J:\ACQUDATA\MSVOA10\METHODS\WAT1110.M
Quant Title : MS#10 - 8260B WATERS 10mL Purge
QLast Update : Tue Nov 13 13:26:34 2007
Response via : Initial Calibration

Compound	R.T.	QIon	Response	Conc Units	Dev(Min)
Internal Standards					
1) Pentafluorobenzene	4.440	168	869339	50.00 ug/L	0.00
40) 1,4-Difluorobenzene	5.641	114	1305261	50.00 ug/L	0.00
67) d5-Chlorobenzene	8.860	117	1194426	50.00 ug/L	0.00
83) 1,4-Dichlorobenzene-d4	10.853	152	689464	50.00 ug/L	0.00
System Monitoring Compounds					
42) surr4,Dibrflmethane	4.354	113	410983	51.47 ug/L	0.00
Spiked Amount 50.000			Recovery	= 102.94%	
45) surr1,1,2-dichloroetha...	4.891	65	441728	56.23 ug/L	0.00
Spiked Amount 50.000			Recovery	= 112.46%	
61) SURR3,Toluene-d8	7.451	98	1524323	54.91 ug/L	0.00
Spiked Amount 50.000			Recovery	= 109.82%	
66) SURR2,BFB	9.896	95	628026	52.63 ug/L	0.00
Spiked Amount 50.000			Recovery	= 105.26%	
Target Compounds					Qvalue
2) Dichlorodifluoromethane	1.184	85	421403	60.25 ug/L	99
3) Chloromethane	1.294	50	381475	48.77 ug/L	99
4) Vinyl Chloride	1.355	62	363486	51.14 ug/L	99
5) Bromomethane	1.556	94	164780	43.99 ug/L	100
6) Chloroethane	1.611	64	192002	52.97 ug/L	98
7) Freon 21	1.721	67	664413	48.33 ug/L	99
8) Trichlorofluoromethane	1.770	101	545911	53.63 ug/L	99
9) Diethyl Ether	1.934	59	212035	49.94 ug/L	98
10) Freon 123a	1.934	67	425339	59.01 ug/L	98
11) Freon 123	1.971	83	473180	56.03 ug/L	100
12) Acrolein	2.026	56	177777	485.39 ug/L	100
13) 1,1-Diclethene	2.105	96	266120	54.36 ug/L	99
14) Freon 113	2.093	101	289047	52.13 ug/L	93
15) Acetone	2.123	43	54605	40.51 ug/L	99
16) 2-Propanol	2.196	45	245919	927.28 ug/L	99
17) Iodomethane	2.221	142	334387	46.00 ug/L	97
18) Carbon Disulfide	2.276	76	1089718	56.81 ug/L	100
19) Acetonitrile	2.324	41	62853	175.88 ug/L	98
20) Allyl Chloride	2.355	41	534632	51.66 ug/L	97
21) Methyl Acetate	2.361	43	206082	47.92 ug/L	98
22) Methylene Chloride	2.446	84	308660	47.65 ug/L	95
23) TBA	2.507	59	300585	833.68 ug/L	95
24) Acrylonitrile	2.641	53	358094	236.20 ug/L	98
25) Methyl-t-Butyl Ether	2.666	73	682016	47.50 ug/L	97
26) trans-1,2-Dichloroethene	2.678	96	299914	48.14 ug/L	98
27) 1,1-Diclethane	3.062	63	569041	49.58 ug/L	100
28) Vinyl Acetate	3.099	43	355304	72.86 ug/L	99
29) 2-Chloro-1,3-Butadiene	3.153	53	537764	61.98 ug/L	99
30) 2,2-Dichloropropane	3.702	77	426608	56.37 ug/L	100
31) cis-1,2-Dichloroethene	3.702	96	331692	49.27 ug/L	96
32) 2-Butanone	3.714	43	97213	45.70 ug/L	99
34) Propionitrile	3.793	54	125239	228.54 ug/L	98
35) Bromochloromethane	4.007	130	190624	43.87 ug/L	95
36) Methacrylonitrile	3.995	67	79212	47.46 ug/L	99
37) Tetrahydrofuran	4.074	42	55172	41.35 ug/L	99

HA 27

001169

Quantitation Report (Not Reviewed)

Sample : 1056301 1.0MSD
Data File : J:\ACQUDATA\MSVOA10\DATA\112607\A6659.D Vial: 45
Acq On : 27 Nov 2007 9:26 am
Operator : B.ALLGEIER
InstName : MSVOA10
Misc : HA R7-40977 8260B.TCLH

Quant Time: Nov 27 09:42:34 2007
Quant Method : J:\ACQUDATA\MSVOA10\METHODS\WAT1110.M
Quant Title : MS#10 - 8260B WATERS 10mL Purge
QLast Update : Tue Nov 13 13:26:34 2007
Response via : Initial Calibration

Compound	R.T.	QIon	Response	Conc Units	Dev(Min)
38) Chloroform	4.123	83	569558	48.66 ug/L	100
39) 1,1,1-Trichloroethane	4.385	97	488159	49.30 ug/L	99
41) Cyclohexane	4.470	41	373430	51.55 ug/L	96
43) Carbontetrachloride	4.641	121	142769	50.73 ug/L	97
44) 1,1-Dichloropropene	4.647	75	444556	50.78 ug/L	99
46) Benzene	4.988	78	1258696	48.02 ug/L	100
47) 1,2-Dichloroethane	5.025	62	401551	45.91 ug/L	98
48) Iso-Butyl Alcohol	4.891	43	147221	774.61 ug/L	92
49) n-Heptane	5.476	43	417405	48.18 ug/L	97
50) Trichloroethene	5.994	130	326766	44.30 ug/L	98
51) Methylcyclohexane	6.238	55	454612	52.85 ug/L	99
52) 1,2-Diclpropane	6.287	63	328624	49.72 ug/L	99
53) Dibromomethane	6.427	93	166182	45.55 ug/L	95
54) 1,4-Dioxane	6.482	88	41870	810.90 ug/L	100
55) Methyl Methacrylate	6.482	69	137400	44.05 ug/L	96
56) Bromodichloromethane	6.641	83	403763	47.45 ug/L	99
59) cis-1,3-Dichloropropene	7.165	75	437995	47.72 ug/L	99
60) 4-Methyl-2-pentanone	7.354	43	204775	47.80 ug/L	98
62) Toluene	7.518	91	1312983	47.67 ug/L	99
63) trans-1,3-Dichloropropene	7.768	75	366700	40.12 ug/L	99
64) Ethyl Methacrylate	7.890	69	292632	41.96 ug/L	100
65) 1,1,2-Trichloroethane	7.945	97	231612	46.36 ug/L	97
68) Tetrachloroethene	8.073	164	275326	48.52 ug/L	98
69) 2-Hexanone	8.213	43	141388	46.54 ug/L	98
70) 1,3-Dichloropropane	8.110	76	395798	49.02 ug/L	98
71) Dibromochloromethane	8.323	129	292664	49.14 ug/L	98
72) 1,2-Dibromoethane	8.421	107	222393	47.71 ug/L	100
73) Chlorobenzene	8.884	112	894075	49.10 ug/L	98
74) 1,1,1,2-Tetrachloroethane	8.963	131	316242	51.16 ug/L	97
75) Ethylbenzene	8.994	106	475475	51.77 ug/L	98
76) (m+p)Xylene	9.103	106	1183727	104.60 ug/L	97
77) o-Xylene	9.451	106	568600	51.55 ug/L	99
78) Styrene	9.463	104	944524	50.14 ug/L	99
79) Bromoform	9.616	173	169253	41.26 ug/L	98
80) Isopropylbenzene	9.774	105	1493626	53.23 ug/L	100
81) Cyclohexanone	9.841	55	119391	551.96 ug/L	97
82) trans-1,4-Dichloro-2-B...	10.073	53	73833	70.17 ug/L	98
84) 1,1,2,2-Tetrachloroethane	10.030	83	282979	53.18 ug/L	100
85) Bromobenzene	10.018	156	393172	48.82 ug/L	97
86) 1,2,3-Trichloropropane	10.061	110	75950	48.45 ug/L	88
87) n-Propylbenzene	10.115	91	1773788	52.47 ug/L	99
88) 2-Chlorotoluene	10.182	91	1065316	52.22 ug/L	99
89) 4-Chlorotoluene	10.274	91	1287674	54.00 ug/L	99
90) 1,3,5-Trimethylbenzene	10.268	105	1271762	53.48 ug/L	98
91) tert-Butylbenzene	10.536	119	1092350	52.22 ug/L	100
92) 1,2,4-Trimethylbenzene	10.573	105	1301214	54.09 ug/L	98
93) sec-Butylbenzene	10.713	105	1587289	54.72 ug/L	99
94) p-Isopropyltoluene	10.835	119	1390215	51.15 ug/L	99
95) 1,3-Dclbenz	10.798	146	771474	48.65 ug/L	99
96) 1,4-Dclbenz	10.871	146	795511	47.87 ug/L	98
97) n-Butylbenzene	11.158	91	1182180	49.68 ug/L	98
98) 1,2-Dclbenz	11.164	146	752037	49.95 ug/L	99

00170

Quantitation Report (Not Reviewed)

Sample : 1056301 1.0MSD
Data File : J:\ACQUDATA\MSVOA10\DATA\112607\A6659.D Vial: 45
Acq On : 27 Nov 2007 9:26 am
Operator : B.ALLGEIER
InstName : MSVOA10
Misc : HA R7-40977 8260B.TCLH

Quant Time: Nov 27 09:42:34 2007
Quant Method : J:\ACQUDATA\MSVOA10\METHODS\WAT1110.M
Quant Title : MS#10 - 8260B WATERS 10mL Purge
QLast Update : Tue Nov 13 13:26:34 2007
Response via : Initial Calibration

Compound	R.T.	QIon	Response	Conc Units	Dev(Min)
99) 1,2-Dibromo-3-chloropr...	11.719	157	46488	41.07 ug/L	93
101) 1,2,4-Tcbenzene	12.237	180	487432	44.88 ug/L	99
102) Hexachlorobt	12.335	225	192285	37.33 ug/L	100
103) Naphthalen	12.383	128	941421	47.55 ug/L	99
104) 1,2,3-Tclbenzene	12.517	180	430886	43.51 ug/L	100

(#) = qualifier out of range (m) = manual integration (+) = signals summed

Sample : 1056301 1.0MSD
Data File : J:\ACQUDATA\MSVOA10\DATA\112607\A6659.D Vial: 45
Acq On : 27 Nov 2007 9:26 am
Operator : B.ALLGEIER
InstName : MSVOA10
Misc : HA R7-40977 8260B.TCLH

Quant Time: Nov 27 09:42:34 2007
Quant Method : J:\ACQUDATA\MSVOA10\METHODS\WAT1110.M
Quant Title : MS#10 - 8260B WATERS 10mL Purge
QLast Update : Tue Nov 13 13:26:34 2007
Response via : Initial Calibration

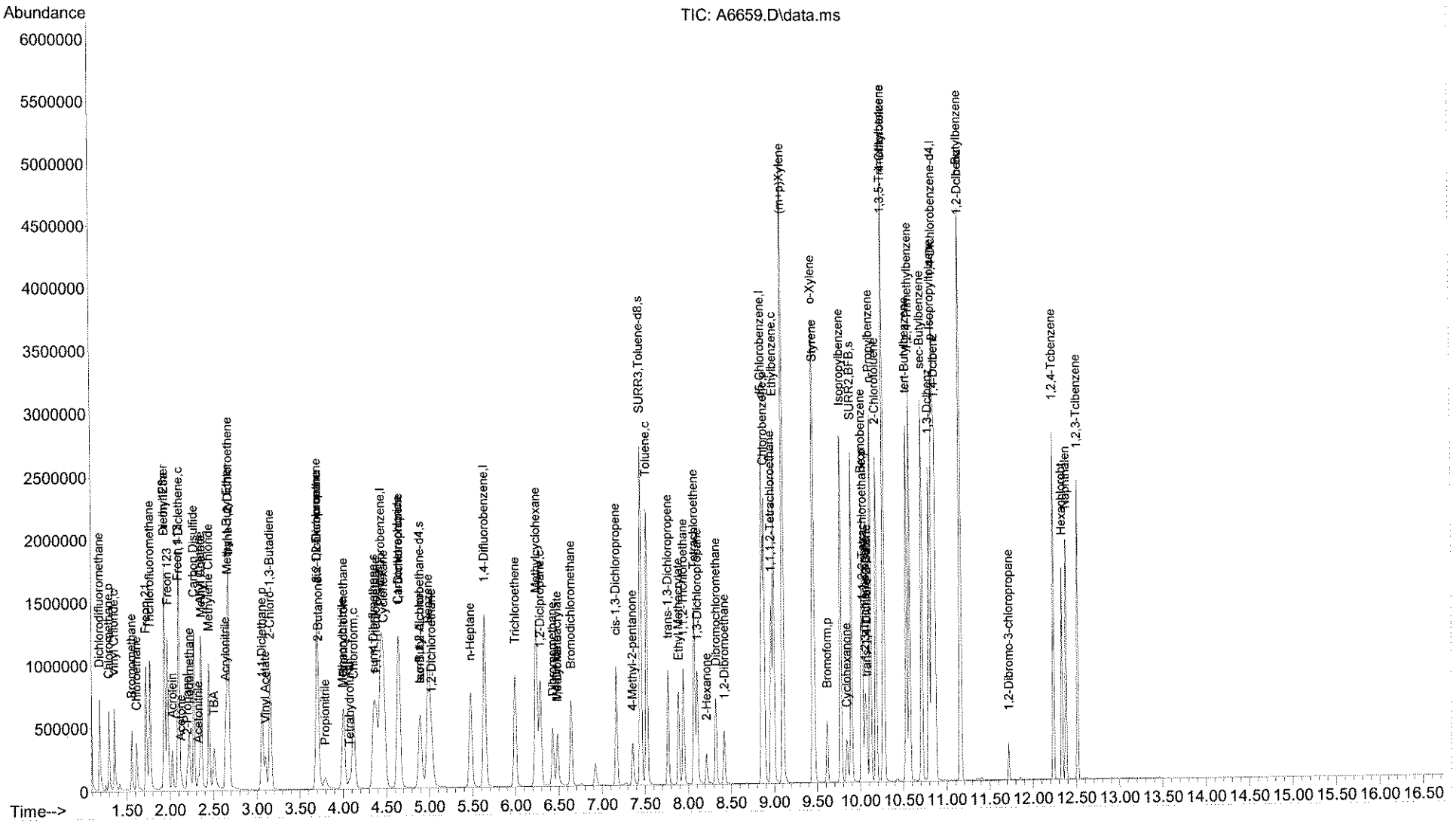

RUN #1 WATER

Wicks Lucas

POS	SAMPLE	UBC #	AA	FIZE ED	COMMENTS
1	BLK			A6224	—
2	BLK			A6225	—
3	BLK			A6226	—
1	TUNE			A6227	N
2	TUNE			A6228	YT
3	BL			A6229	—
4	INST BLK			A6230	YMB
5	.5 PPB			A6231	Y
6	1 PPB			A6232	Y
7	2 PPB			A6233	Y
8	5 PPB			A6234	Y
9	10 PPB			A6235	Y
10	50 PPB			A6236	Y
11	100 PPB			A6237	Y
12	150 PPB			A6238	Y
13	200 PPB			A6239	Y
14	BLK			A6240	—
15	BLK			A6241	—
16	FCV			A6242	YQ

WATER ICAL TABLE

CONC (PPB)	0.5	1.0	2.0	5.0	10	50	100	150	200
PUB SOLUTION	[illegible]	[illegible]	[illegible]	[illegible]	1 ml	[illegible]	[illegible]	[illegible]	[illegible]
PUB SOLUTION	↓	↓	↓	↓	↓	↓	↓	↓	↓
PUB SOLUTION	↓	↓	↓	↓	↓	↓	↓	↓	↓
BLK SOLUTION	—	—	—	1.0 ml	2.0 ml	[illegible]	[illegible]	[illegible]	[illegible]

173

[redacted]

244 MS#10 RUN#1 11/26/07 — 8260B. WATER — T111007.M WAT1110.M — /112607/A.

POS	SAMPLE	VIAL #	PH	FIRE IO	COMMENTS
1	BLK				A6612 —
2	BLK				A6613 -
1	TUNE				A6614 YT
1	CCV				A6615 YC
1	LCS				A6616 YQ
2	BLK				A6617 -
3	MET BLK				A6618 YmB
1ml/50ml 4	1055270 5.0 [redacted] R7-40917 8260B.TCLH			③	<2 A6619 Y
5ml 5	1029307 1.0 [redacted] R7-39279 8260B.360B			③	<2 A6620 Y
6	310 1.0			①	<2 A6621 Y
7	311 1.0			③	<2 A6622 Y
8	312 1.0			①	<2 A6623 Y
9	313 1.0			③	<2 A6624 Y
10	323 1.0			③	<2 A6625 Y
11	324 1.0			③	<2 A6626 Y
12	1056110 1.0 [redacted] R7-40964 8260B.TCLH			①	<2 A6627 Y
13	6111 1.0			③	<2 A6628 Y
14	6112 1.0			②	<2 A6629 Y
15	6116 1.0			②	<2 A6630 Y
16	1056297 1.0 [redacted] R7-40971 8260B.TCLH			③	<2 A6631 Y
17	6298 1.0			②	<2 A6632 Y
18	6299 1.0			②	<2 A6633 Y
50ml 19	1055270 5.0MS [redacted] R7-40917 8260B TCLH			②	<2 A6634 YQ
20	5270 5.0MSD			③	<2 A6635 YQ
21	BLK				A6636 —

RUN: 153819

1058778

1058777

MS#10 RUN#1 11/26/07 /4

POS	SAMPLE
22	TUNE
23	TUNE
24	CCV
25	LCS
26	BLK
27	MET BLK
5ml 28	1056300 1.0 [redacted] R7-40
29	6301 1.0
30	6304 1.0
31	6305 1.0
1ml/500ml 32	1053948 500.0 [redacted] R7.
1ml/100ml → 2.5ml/50ml 33	3948 2000.0
34	3949 2000.0
2.5ml/50ml 35	3954 20.0
5ml 36	3967 1.0
37	3972 1.0
38	3978 1.0
39	4020 1.0
40	4025 1.0
41	3978 1.0MS
42	3978 1.0MSD
43	1056301 1.0MS [redacted] R7
44	6301 1.0MSD

SURR 500 MSJ D062I - 1ml/100ml (TUNE)
1° T/G 500 MSJ D059E
1° HSL 500 MSJ D060J
1° FR+ 500 MSJ D060H
} 5ul/50ml (CCV)
2° T/G 500 MSJ D061B
2° HSL 500 MSJ D063G
2° FR+ 200 MSJ D060I
} 2ul, 2ul, 5ul / 50ml (LCS)
5ul, 5ul, 12.5ul / 50ml (SPK)

SURR 500 MSJ D062I
1° T/G 500 MSJ D059E
1° HSL 500 MSJ D060J
1° FR+ 500 MSJ D060H
2° T/G 500 MSJ D061B
2° HSL 500 MSJ D063G
2° FR+ 200 MSJ D060I

WAT1110.m

JAL #	PH	FILE ID	COMMENTS
		A6612	—
		A6613	—
		A6614	Y T
		A6615	Y C
		A6616	Y Q
		A6617	—
		A6618	Y m B
.TCLH]	③	<2	A6619 Y
360B]	③	<2	A6620 Y
	①	<2	A6621 Y
	③	<2	A6622 Y
	①	<2	A6623 Y
	③	<2	A6624 Y
	③	<2	A6625 Y
	③	<2	A6626 Y
LH]	①	<2	A6627 Y
	③	<2	A6628 Y
	②	<2	A6629 Y
	②	<2	A6630 Y
	③	<2	A6631 Y
	②	<2	A6632 Y
	②	<2	A6633 Y
TCLH]	②	<2	A6634 Y Q
	③	<2	A6635 Y Q
			A6636 —

E)

N)

LCS) 5ul, 5ul, 12.5ul / 50ml (SPK)

1113#10
RUN#1
11/26/07

8260B . WATER

T111007.m
WAT1110.m

/112607/A

	POS	SAMPLE						VIAL #	PH	FILE ID	COMMENTS
	22	TUNE								A6637	Y T
	23	TUNE	RUN: 153828							A6638	Y T
	24	CCV								A6639	Y C
	25	LCS	1058794							A6640	Y Q
	26	BLK								A6641	—
	27	MET BLK	1058793							A6642	Y m B
5ml	28	1056300	1.0	[R7-40971 8260B.TCLH]		②	<2			A6643	Y
	29	6301	1.0			①	<2			A6644	Y
	30	6304	1.0			③	<2			A6645	Y
	31	6305	1.0			②	<2			A6646	Y
1ml/500ml	32	1053948	500.0	[R7-40854 8260B.STAN]		①	<2			A6647	Y
1ml/500ml → 2.5ml/50ml	33	3948	2000.0			①	<2			A6648	Y CONFIRMS
	34	3949	2000.0			①	<2			A6649	Y
2.5ml/50ml	35	3954	20.0			①	<2			A6650	Y RPT 1/50
5ml	36	3967	1.0			①	<2			A6651	Y
	37	3972	1.0			①	<2			A6652	Y
	38	3978	1.0			①	<2			A6653	Y
	39	4020	1.0			①	<2			A6654	Y
	40	4025	1.0			①	<2			A6655	Y
	41	3978	1.0MS			①	<2			A6656	Y Q
	42	3978	1.0MSD			③	<2			A6657	Y Q
	43	1056301	1.0MS	[HA R7-40977 8260B TCLH]		②	<2			A6658	Y Q
	44	6301	1.0MSD			②	<2			A6659	Y Q

1058795
1058796

SURR500 MSJ D062I - 1ul/100ml (TUNE)
1° T/G500 MSJ D059E
1° HSL500 MSJ D060S
1° FRT500 MSJ D060H
} 5ul/50ml (CCV)
2° T/G 500 MSJ D061B
2° HSL500 MSJ D063G
2° FRT 200 MSJ D060I
} 2ul, 2ul, 5ul / 50ml (LCS) 42.5ul, 42.5ul, 10.7ul / 43ml vial (SPK)

175

SEMIVOLATILE ORGANICS

QC SUMMARY

COLUMBIA ANALYTICAL SERVICES

QUALITY CONTROL SUMMARY MATRIX SPIKE/MATRIX SPIKE DUPLICATE RECOVERY
WATER

Spiked Order No. : 1056301 Haley & Aldrich of New York

Client ID: MW-104

Test: 8270C SEMIVOLATILES

Analytical Units: UG/L

Run Number : 153592

ANALYTE	SPIKE ADDED	CONCENT. SAMPLE	MATRIX SPIKE FOUND	MATRIX SPIKE % REC.	MATRIX SPIKE DUP. FOUND	MATRIX SPIKE DUP. % REC.	RPD	QC LIMITS RPD	QC LIMITS REC.
ACENAPHTHENE	100	0	90.0	90	84.0	84	7	30	41 - 121
2-CHLOROPHENOL	100	0	85.0	85	79.0	79	7	30	37 - 105
1,4-DICHLOROBENZENE	100	0	59.0	59	64.0	64	8	30	23 - 85
2,4-DINITROTOLUENE	100	0	97.0	97	93.0	93	4	30	58 - 114
4-CHLORO-3-METHYLPHENOL	100	0	95.0	95	89.0	89	7	30	21 - 131
4-NITROPHENOL	100	0	40.0	40	38.0	38	5	30	10 - 130
PENTACHLOROPHENOL	100	0	100	100	94.0	94	6	30	16 - 131
PHENOL	100	0	41.0	41	36.0	36	13	30	10 - 71
N-NITROSO-DI-N-PROPYLAMINE	100	0	98.0	98	91.0	91	7	30	25 - 120
PYRENE	100	0	98.0	98	94.0	94	4	30	52 - 130
1,2,4-TRICHLOROBENZENE	100	0	62.0	62	69.0	69	11	30	27 - 104

001 77

COLUMBIA ANALYTICAL SERVICES

QUALITY CONTROL SUMMARY: LABORATORY CONTROL SAMPLE
WATER

Spiked Order No. : 1057328

Dup Spiked Order No. : 1057329

Client ID:

Test: 8270C

Analytical Units: UG/L

Run Number : 153591

ANALYTE	SPIKE ADDED	SAMPLE CONCENT.	BLANK SPIKE FOUND	BLANK SPIKE % REC.	BLANK SPIKE DUP. FOUND	BLANK SPIKE DUP. % REC.	RPD	QC LIMITS RPD	QC LIMITS REC.
ACENAPHTHENE	100	0	80.0	80	87.0	87	8	30	41 - 121
ACENAPHTHYLENE	100	0	85.0	85	94.0	94	10	30	36 - 125
ANTHRACENE	100	0	90.0	90	96.0	96	6	30	73 - 130
BENZO(A)ANTHRACENE	100	0	89.0	89	93.0	93	4	30	71 - 130
BENZO(A)PYRENE	100	0	88.0	88	93.0	93	6	30	61 - 119
BENZO(B)FLUORANTHENE	100	0	92.0	92	96.0	96	4	30	68 - 130
BENZO(G,H,I)PERYLENE	100	0	92.0	92	97.0	97	5	30	50 - 125
BENZO(K)FLUORANTHENE	100	0	91.0	91	97.0	97	6	30	68 - 113
INDENO(1,2,3-CD)PYRENE	100	0	93.0	93	97.0	97	4	30	70 - 130
CHRYSENE	100	0	89.0	89	94.0	94	5	30	61 - 119
DIBENZO(A,H)ANTHRACENE	100	0	93.0	93	97.0	97	4	30	70 - 130
FLUORANTHENE	100	0	93.0	93	100	100	7	30	75 - 130
FLUORENE	100	0	83.0	83	91.0	91	9	30	60 - 111
NAPHTHALENE	100	0	66.0	66	72.0	72	9	30	26 - 109
PHENANTHRENE	100	0	88.0	88	92.0	92	4	30	68 - 130
PYRENE	100	0	95.0	95	97.0	97	2	30	60 - 130

COLUMBIA ANALYTICAL SERVICES

QUALITY CONTROL SUMMARY: LABORATORY CONTROL SAMPLE
WATER

Spiked Order No. : 1057333

Dup Spiked Order No. : 1057334

Client ID:

Test: 8270C SEMIVOLATILES

Analytical Units: UG/L

Run Number : 153592

ANALYTE	SPIKE ADDED	SAMPLE CONCENT.	BLANK SPIKE FOUND	BLANK SPIKE % REC.	BLANK SPIKE DUP. FOUND	BLANK SPIKE DUP. % REC.	RPD	QC LIMITS RPD	QC LIMITS REC.
ACENAPHTHENE	100	0	80.0	80	87.0	87	8	30	41 - 121
2-CHLOROPHENOL	100	0	78.0	78	85.0	85	9	30	16 - 116
1,4-DICHLOROBENZENE	100	0	58.0	58	64.0	64	10	30	16 - 83
2,4-DINITROTOLUENE	100	0	89.0	89	99.0	99	11	30	68 - 113
4-CHLORO-3-METHYLPHENO	100	0	89.0	89	95.0	95	7	30	21 - 131
4-NITROPHENOL	100	0	39.0	39	41.0	41	5	30	11 - 130
PENTACHLOROPHENOL	100	0	99.0	99	100	100	1	30	16 - 131
PHENOL	100	0	40.0	40	41.0	41	2	30	10 - 65
N-NITROSO-DI-N-PROPYLA	100	0	88.0	88	96.0	96	9	30	25 - 120
PYRENE	100	0	95.0	95	97.0	97	2	30	60 - 130
1,2,4-TRICHLOROBENZENE	100	0	61.0	61	68.0	68	11	30	17 - 99

Data File N BQ363.D
Data File F J:\ACQUDATA\5973A\DATA\112707\
Date Acqui######### LCS

#	Name	Amount	Units	Amount Spiked	% REC	Por F	Limit %		
2)	Pyridine	26.81	ppm	100	27%	P	10	130	
3)	N-Nitrosodimethylamine	57.73	ppm	100	58%	P	27	130	
4)	SURR1,2-FLUOROPHENOL	107.93	ppm	200	54%	P	17	74	(s)
5)	Benzaldehyde	2.54	ppm	100	3%	~~F~~	40	150	
6)	Aniline	64.03	ppm	100	64%	P	13	123	
7)	SURR2,PHENOL-D6	74.74	ppm	200	37%	P	10	69	(s)
8)	Phenol	40.46	ppm	100	40%	P	10	65	*
9)	bis(2-Clethyl)Ether	77.84	ppm	100	78%	P	55	130	
10)	2-Chlorophenol	77.88	ppm	100	78%	P	16	116	*
11)	1,3-Diclbenzene	58.92	ppm	100	59%	P	17	130	
12)	1,4-Dichlorobenzene	57.57	ppm	100	58%	P	16	83	*
13)	1,2-Diclbenzene	60.92	ppm	100	61%	P	23	130	
14)	Benzyl Alcohol	80.33	ppm	100	80%	P	31	109	
15)	2,2'-oxybis(1-Chloropropane)	77.90	ppm	100	78%	P	10	140	
16)	2-Methylphenol	72.54	ppm	100	73%	P	16	102	*
17)	Acetophenone	1.03	ppm	100	1%	~~F~~	40	150	
18)	N-Nitroso-Di-n-propylamine	88.26	ppm	100	88%	P	25	120	*
19)	Hexachloroethane	56.44	ppm	100	56%	P	11	130	
20)	4-Methylphenol	137.48	ppm	200	69%	P	26	99	
21)	1-Methyl-2-pyrrolidinone	0.49	ppm						
23)	SURR4,NITROBENZENE-D5	88.92	ppm	100	89%	P	38	105	(s)
24)	Nitrobenzene	81.00	ppm	100	81%	P	49	130	*
25)	Isophorone	103.23	ppm	100	103%	P	58	130	
26)	2-Nitrophenol	83.99	ppm	100	84%	P	63	130	
27)	Benzoic Acid	57.61	ppm	100	58%	P	30	130	
28)	2,4-Dimethylphenol	78.25	ppm	100	78%	P	31	92	
29)	bis(-2-Chloroethoxy)Methane	84.36	ppm	100	84%	P	61	130	
30)	2,4-Dichlorophenol	87.70	ppm	100	88%	P	66	104	*
31)	1,2,4-Trichlorobenzene	61.11	ppm	100	61%	P	17	99	*
32)	Naphthalene	66.11	ppm	100	66%	P	26	109	*
33)	4-Chloroaniline	70.48	ppm	100	70%	P	39	107	
34)	Hexachlorobutadiene	64.89	ppm	100	65%	P	13	130	
35)	4-Chloro-3-methylphenol	88.60	ppm	100	89%	P	21	131	*
36)	Caprolactam	0.75	ppm	100	1%	~~F~~	8	100	
37)	2-Methylnaphthalene	72.28	ppm	100	72%	P	42	107	
38)	1-Methylnaphthalene	68.56	ppm	100	69%	P	40	150	
40)	Hexachlorocyclopentadiene	71.56	ppm	100	72%	P	10	130	
41)	2,4,6-Trichlorophenol	91.12	ppm	100	91%	P	40	110	*
42)	2,4,5-Trichlorophenol	90.80	ppm	100	91%	P	40	110	
43)	SURR5,2-FLUOROBIPHENYL	89.08	ppm	100	89%	P	38	100	(s)
44)	1,1'-Biphenyl	0.21	ppm	100	0%	~~F~~	40	150	
45)	2-Chloronaphthalene	75.48	ppm	100	75%	P	52	111	
46)	2-Nitroaniline	90.85	ppm	100	91%	P	63	130	
47)	Acenaphthylene	85.26	ppm	100	85%	P	36	125	*

48)	Dimethyl phthalate	91.20	ppm	100	91%	P	10	121	
49)	2,6-Dinitrotoluene	88.23	ppm	100	88%	P	70	130	
50)	Acenaphthene	79.55	ppm	100	80%	P	41	121	*
51)	3-Nitroaniline	71.23	ppm	100	71%	P	56	111	
52)	2,4-Dinitrophenol	94.02	ppm	100	94%	P	21	123	
53)	Dibenzofuran	82.09	ppm	100	82%	P	70	130	
54)	2,4-Dinitrotoluene	89.45	ppm	100	89%	P	68	113	*
55)	4-Nitrophenol	39.15	ppm	100	39%	P	11	130	*
56)	Fluorene	83.38	ppm	100	83%	P	60	111	
57)	4-Chlorophenyl-phenylether	85.18	ppm	100	85%	P	55	106	
58)	Diethylphthalate	91.56	ppm	100	92%	P	31	124	
59)	4-Nitroaniline	83.74	ppm	100	84%	P	70	130	
60)	SURR3,2,4,6-TRIBROMOPHENOL	180.51	ppm	200	90%	P	41	135	(s)
62)	1-Phenyl-1(4-methyl-phenyl)ethane	0.27	ppm		##############				
63)	4,6-Dinitro-2-methylphenol	87.34	ppm	100	87%	P	47	130	
64)	1,2 Diphenylhydrazine	90.17	ppm	100	90%	P	10	142	
65)	N-Nitrosodiphenylamine	74.02	ppm	100	74%	P	70	130	
66)	4-Bromophenyl-phenylether	91.12	ppm	100	91%	P	64	130	*
67)	-Phenyl-1(2,4-dimethylphenyl)ehan	0.05	ppm	100					
68)	Hexachlorobenzene	91.75	ppm	100	92%	P	58	130	*
69)	Atrazine	2.76	ppm	100	3%	~~F~~	40	150	
70)	Pentachlorophenol	98.72	ppm	100	99%	P	16	131	*
71)	Phenanthrene	87.74	ppm	100	88%	P	68	130	*
72)	Anthracene	89.57	ppm	100	90%	P	73	130	
73)	Carbazole	90.01	ppm	100	90%	P	70	130	
74)	Di-n-butylphthalate	94.02	ppm	100	94%	P	46	130	
75)	Fluoranthene	92.69	ppm	100	93%	P	75	130	
77)	Benzidine	0.00	ppm	100	0%	~~F~~	10	130	
78)	Pyrene	94.68	ppm	100	95%	P	60	130	*
79)	SURR6,TERPHENYL-D14	91.31	ppm	100	91%	P	40	137	(s)
80)	Butyl benzyl phthalate	94.25	ppm	100	94%	P	22	141	
81)	3,3'-Dichlorobenzidine	76.89	ppm	100	77%	P	48	119	
82)	Benzo(a)anthracene	89.09	ppm	100	89%	P	71	130	
83)	Chrysene	89.08	ppm	100	89%	P	61	119	
84)	bis(2-Ethylhexyl)phthalate	93.60	ppm	100	94%	P	70	130	
86)	Di-n-octyl phthalate	98.48	ppm	100	98%	P	65	130	
87)	Benzo(b)Fluoranthene	91.50	ppm	100	91%	P	68	130	
88)	Benzo(k)fluoranthene	90.78	ppm	100	91%	P	68	113	
89)	Benzo(a)pyrene	87.77	ppm	100	88%	P	61	119	
90)	Indeno(1,2,3-cd)Pyrene	92.72	ppm	100	93%	P	70	130	
91)	Dibenz(a,h)anthracene	92.75	ppm	100	93%	P	70	130	
92)	Benzo(g,h,i)perylene	91.98	ppm	100	92%	P	50	125	

Data File N BQ364.D
Data File F J:\ACQUDATA\5973A\DATA\112707\
Date Acqui######### LCSD

#	Name	Amount	Units	Amount Spiked	% REC	Por F	Limit %		
2)	Pyridine	33.85	ppm	100	34%	P	10	130	
3)	N-Nitrosodimethylamine	62.54	ppm	100	63%	P	27	130	
4)	SURR1,2-FLUOROPHENOL	107.15	ppm	200	54%	P	17	74	(s)
5)	Benzaldehyde	0.09	ppm	100	0%	F	40	150	
6)	Aniline	72.35	ppm	100	72%	P	13	123	
7)	SURR2,PHENOL-D6	72.51	ppm	200	36%	P	10	69	(s)
8)	Phenol	41.23	ppm	100	41%	P	10	65	*
9)	bis(2-Clethyl)Ether	86.28	ppm	100	86%	P	55	130	
10)	2-Chlorophenol	84.90	ppm	100	85%	P	16	116	*
11)	1,3-Diclbenzene	64.54	ppm	100	65%	P	17	130	
12)	1,4-Dichlorobenzene	63.92	ppm	100	64%	P	16	83	*
13)	1,2-Diclbenzene	67.65	ppm	100	68%	P	23	130	
14)	Benzyl Alcohol	85.00	ppm	100	85%	P	31	109	
15)	2,2'-oxybis(1-Chloropropane)	86.07	ppm	100	86%	P	10	140	
16)	2-Methylphenol	78.20	ppm	100	78%	P	16	102	*
17)	Acetophenone	1.10	ppm	100	1%	F	40	150	
18)	N-Nitroso-Di-n-propylamine	96.23	ppm	100	96%	P	25	120	*
19)	Hexachloroethane	62.45	ppm	100	62%	P	11	130	
20)	4-Methylphenol	144.02	ppm	200	72%	P	26	99	
21)	1-Methyl-2-pyrrolidinone	0.51	ppm						
23)	SURR4,NITROBENZENE-D5	94.04	ppm	100	94%	P	38	105	(s)
24)	Nitrobenzene	90.27	ppm	100	90%	P	49	130	*
25)	Isophorone	111.63	ppm	100	112%	P	58	130	
26)	2-Nitrophenol	92.33	ppm	100	92%	P	63	130	
27)	Benzoic Acid	58.40	ppm	100	58%	P	30	130	
28)	2,4-Dimethylphenol	82.91	ppm	100	83%	P	31	92	
29)	bis(-2-Chloroethoxy)Methane	91.42	ppm	100	91%	P	61	130	
30)	2,4-Dichlorophenol	94.68	ppm	100	95%	P	66	104	*
31)	1,2,4-Trichlorobenzene	68.52	ppm	100	69%	P	17	99	*
32)	Naphthalene	72.16	ppm	100	72%	P	26	109	*
33)	4-Chloroaniline	75.43	ppm	100	75%	P	39	107	
34)	Hexachlorobutadiene	71.87	ppm	100	72%	P	13	130	
35)	4-Chloro-3-methylphenol	95.19	ppm	100	95%	P	21	131	*
36)	Caprolactam	0.80	ppm	100	1%	F	8	100	
37)	2-Methylnaphthalene	79.47	ppm	100	79%	P	42	107	
38)	1-Methylnaphthalene	74.68	ppm	100	75%	P	40	150	
40)	Hexachlorocyclopentadiene	79.42	ppm	100	79%	P	10	130	
41)	2,4,6-Trichlorophenol	97.90	ppm	100	98%	P	40	110	*
42)	2,4,5-Trichlorophenol	97.91	ppm	100	98%	P	40	110	
43)	SURR5,2-FLUOROBIPHENYL	93.45	ppm	100	93%	P	38	100	(s)
44)	1,1'-Biphenyl	0.25	ppm	100	0%	F	40	150	
45)	2-Chloronaphthalene	83.55	ppm	100	84%	P	52	111	
46)	2-Nitroaniline	100.63	ppm	100	101%	P	63	130	
47)	Acenaphthylene	93.64	ppm	100	94%	P	36	125	*

48)	Dimethyl phthalate	98.21	ppm	100	98%	P	10	121	
49)	2,6-Dinitrotoluene	96.95	ppm	100	97%	P	70	130	
50)	Acenaphthene	87.21	ppm	100	87%	P	41	121	*
51)	3-Nitroaniline	77.16	ppm	100	77%	P	56	111	
52)	2,4-Dinitrophenol	103.25	ppm	100	103%	P	21	123	
53)	Dibenzofuran	89.99	ppm	100	90%	P	70	130	
54)	2,4-Dinitrotoluene	98.68	ppm	100	99%	P	68	113	*
55)	4-Nitrophenol	41.29	ppm	100	41%	P	11	130	*
56)	Fluorene	91.16	ppm	100	91%	P	60	111	
57)	4-Chlorophenyl-phenylether	94.15	ppm	100	94%	P	55	106	
58)	Diethylphthalate	99.59	ppm	100	100%	P	31	124	
59)	4-Nitroaniline	94.64	ppm	100	95%	P	70	130	
60)	SURR3,2,4,6-TRIBROMOPHENOL	192.31	ppm	200	96%	P	41	135	(s)
62)	1-Phenyl-1(4-methyl-phenyl)ethane	0.35	ppm		#############				
63)	4,6-Dinitro-2-methylphenol	94.80	ppm	100	95%	P	47	130	
64)	1,2 Diphenylhydrazine	94.60	ppm	100	95%	P	10	142	
65)	N-Nitrosodiphenylamine	78.24	ppm	100	78%	P	70	130	
66)	4-Bromophenyl-phenylether	96.16	ppm	100	96%	P	64	130	*
67)	-Phenyl-1(2,4-dimethylphenyl)ehan	0.07	ppm	100					
68)	Hexachlorobenzene	97.36	ppm	100	97%	P	58	130	*
69)	Atrazine	2.75	ppm	100	3%	F	40	150	
70)	Pentachlorophenol	103.62	ppm	100	104%	P	16	131	*
71)	Phenanthrene	92.50	ppm	100	93%	P	68	130	*
72)	Anthracene	95.65	ppm	100	96%	P	73	130	
73)	Carbazole	96.09	ppm	100	96%	P	70	130	
74)	Di-n-butylphthalate	99.55	ppm	100	100%	P	46	130	
75)	Fluoranthene	100.32	ppm	100	100%	P	75	130	
77)	Benzidine	0.00	ppm	100	0%	F	10	130	
78)	Pyrene	97.18	ppm	100	97%	P	60	130	*
79)	SURR6,TERPHENYL-D14	90.57	ppm	100	91%	P	40	137	(s)
80)	Butyl benzyl phthalate	100.18	ppm	100	100%	P	22	141	
81)	3,3'-Dichlorobenzidine	84.18	ppm	100	84%	P	48	119	
82)	Benzo(a)anthracene	93.28	ppm	100	93%	P	71	130	
83)	Chrysene	94.58	ppm	100	95%	P	61	119	
84)	bis(2-Ethylhexyl)phthalate	100.07	ppm	100	100%	P	70	130	
86)	Di-n-octyl phthalate	105.72	ppm	100	106%	P	65	130	
87)	Benzo(b)Fluoranthene	95.97	ppm	100	96%	P	68	130	
88)	Benzo(k)fluoranthene	97.48	ppm	100	97%	P	68	113	
89)	Benzo(a)pyrene	92.97	ppm	100	93%	P	61	119	
90)	Indeno(1,2,3-cd)Pyrene	97.37	ppm	100	97%	P	70	130	
91)	Dibenz(a,h)anthracene	96.95	ppm	100	97%	P	70	130	
92)	Benzo(g,h,i)perylene	96.64	ppm	100	97%	P	50	125	

4B

SEMIVOLATILE METHOD BLANK SUMMARY

EPA SAMPLE NO.

SBLK1

Lab Name: CAS-ROCH Contract: H&A

Lab Code: 10145 Case No.: R740971 SAS No.: SDG No.: 1056297

Lab File ID: BQ362.D Lab Sample ID: 1057327/1057332 1.0

Instrument ID: 5973-A Date Extracted: 11/21/07

Matrix: (soil/water) WATER Date Analyzed: 11/27/07

Level: (low/med) LOW Time Analyzed: 11:30

THIS METHOD BLANK APPLIES TO THE FOLLOWING SAMPLES, MS AND MSD:

	EPA SAMPLE NO.	LAB SAMPLE ID	LAB FILE ID	DATE ANALYZED
01	SBLK1MS	1057328/1057333 1.0	BQ363.D	11/27/07
02	SBLK1MSD	1057329/1057334 1.0	BQ364.D	11/27/07
03	MW-101	1056297 1.05	BQ365.D	11/27/07
04	MW-101 DUP	1056298 1.09	BQ366.D	11/27/07
05	MW-102	1056299 0.98	BQ367.D	11/27/07
06	MW-103	1056300 0.94	BQ368.D	11/27/07
07	MW-104	1056301 0.94	BQ369.D	11/27/07
08	MW-104MS	1057330 0.98	BQ370.D	11/27/07
09	MW-104MSD	1057331 0.94	BQ371.D	11/27/07
10	MW-105	1056304 0.94	BQ372.D	11/27/07

COMMENTS:

00194

5B

SEMIVOLATILE ORGANIC INSTRUMENT PERFORMANCE CHECK
DECAFLUOROTRIPHENYLPHOSPHINE (DFTPP)

Lab Name: CAS-ROCH Contract: H&A

Lab Code: 10145 Case No.: R740971 SAS No.: SDG No.: 1056297

Lab File ID: BQ196.D DFTPP Injection Date: 11/13/07

Instrument ID: 5973-A DFTPP Injection Time: 10:21

m/e	ION ABUNDANCE CRITERIA	% RELATIVE ABUNDANCE
51	30.0 - 60.0% of mass 198	33.8
68	Less than 2.0% of mass 69	0.3 (0.6)1
69	Mass 69 Relative abundance	42.8
70	Less than 2.0% of mass 69	0.2 (0.4)1
127	40.0 - 60.0% of mass 198	48.9
197	Less than 1.0% of mass 198	0.2
198	Base Peak, 100% relative abundance	100.0
199	5.0 to 9.0% of mass 198	6.6
275	10.0 - 30.0% of mass 198	29.9
365	Greater than 1.0% of mass 198	4.4
441	Present, but less than mass 443	12.2
442	40.0 - 100.0% of mass 198	83.0
443	17.0 - 23.0% of mass 442	15.7 (18.9)2

1-Value is % mass 69 2-Value is % mass 442

THIS CHECK APPLIES TO THE FOLLOWING SAMPLES, MS, MSD, BLANKS, AND STANDARDS:

	EPA SAMPLE NO.	LAB SAMPLE ID	LAB FILE ID	DATE ANALYZED	TIME ANALYZED
01	SSTD010	INITIAL CALIBRATION	BQ202.D	11/13/07	15:42
02	SSTD050	INITIAL CALIBRATION	BQ203.D	11/13/07	16:23
03	SSTD080	INITIAL CALIBRATION	BQ204.D	11/13/07	17:04
04	SSTD0100	INITIAL CALIBRATION	BQ205.D	11/13/07	17:45
05	SSTD0120	INITIAL CALIBRATION	BQ206.D	11/13/07	18:26
06	SSTD0160	INITIAL CALIBRATION	BQ207.D	11/13/07	19:07

DFTPP

Data File : J:\ACQUDATA\5973A\DATA\111307\BQ196.D
Acq On : 13 Nov 2007 10:21 am
Sample : TUNE CHECK
Misc : 50 ng DFTPP
MS Integration Params: RTEINT.P
Method : J:\ACQUDATA\5973A\METHODS\TUNCHECK.M (RTE Integrator)
Title : TUNE CHECK

Vial: 1
Operator: Z.Miao
Inst : 5973-A
Multiplr: 1.00

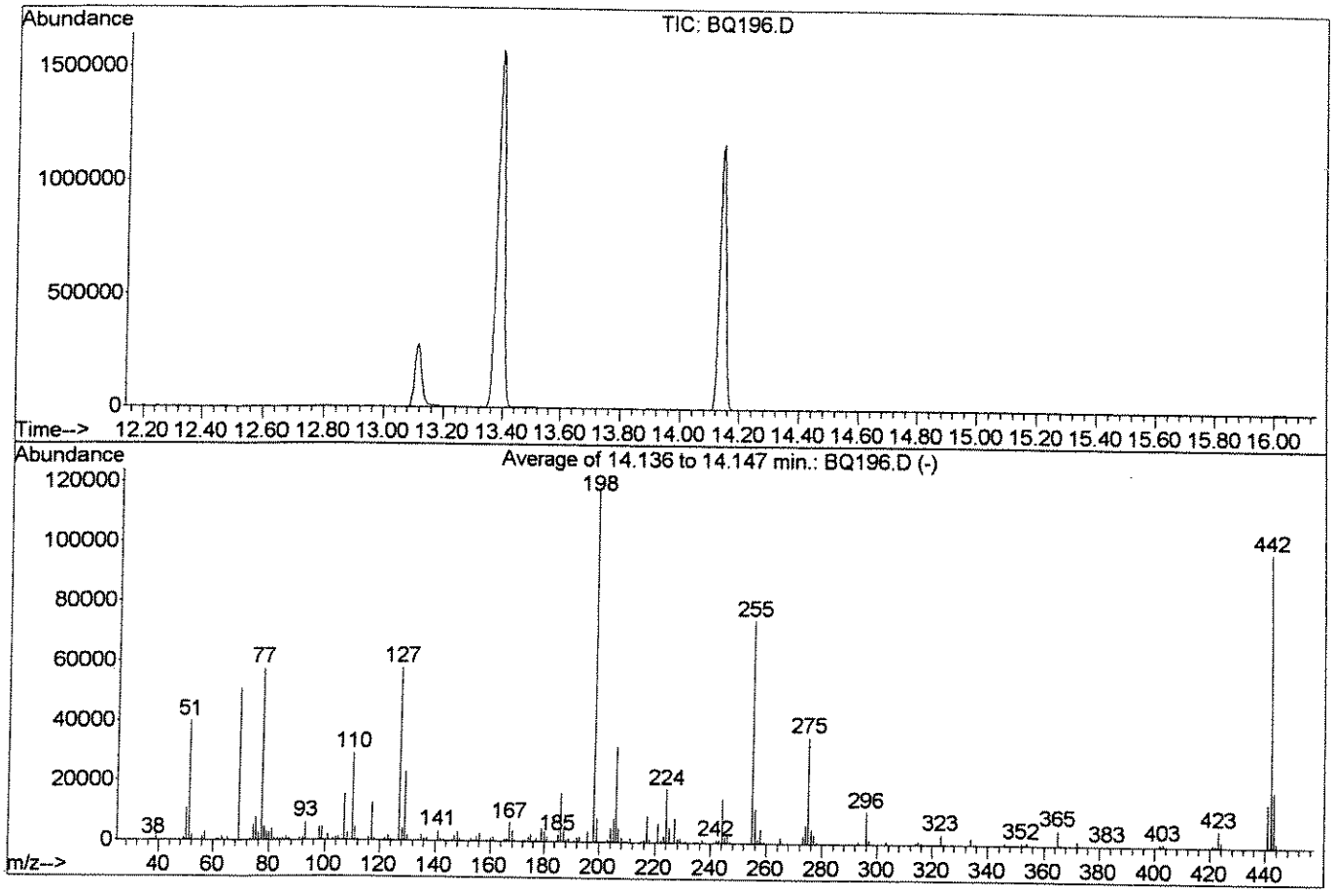

AutoFind: Scans 1881, 1882, 1883; Background Corrected with Scan 1873

Target Mass	Rel. to Mass	Lower Limit%	Upper Limit%	Rel. Abn%	Raw Abn	Result Pass/Fail
51	198	30	60	33.8	39920	PASS
68	69	0.00	2	0.6	317	PASS
69	198	0.00	100	42.8	50643	PASS
70	69	0.00	2	0.4	198	PASS
127	198	40	60	48.9	57816	PASS
197	198	0.00	1	0.2	281	PASS
198	198	100	100	100.0	118211	PASS
199	198	5	9	6.6	7835	PASS
275	198	10	30	29.9	35379	PASS
365	198	1	100	4.4	5251	PASS
441	443	0.01	100	77.8	14412	PASS
442	198	40	100	83.0	98093	PASS
443	442	17	23	18.9	18517	PASS

BQ196.D TUNCHECK.M Wed Nov 14 08:44:23 2007

5B

SEMIVOLATILE ORGANIC INSTRUMENT PERFORMANCE CHECK
DECAFLUOROTRIPHENYLPHOSPHINE (DFTPP)

Lab Name: CAS-ROCH Contract: H&A

Lab Code: 10145 Case No.: R740971 SAS No.: SDG No.: 1056297

Lab File ID: BQ360.D DFTPP Injection Date: 11/27/07

Instrument ID: 5973-A DFTPP Injection Time: 9:47

m/e	ION ABUNDANCE CRITERIA	% RELATIVE ABUNDANCE
51	30.0 - 60.0% of mass 198	35.9
68	Less than 2.0% of mass 69	0.0 (0.0)1
69	Mass 69 Relative abundance	46.5
70	Less than 2.0% of mass 69	0.0 (0.0)1
127	40.0 - 60.0% of mass 198	49.2
197	Less than 1.0% of mass 198	0.0
198	Base Peak, 100% relative abundance	100.0
199	5.0 to 9.0% of mass 198	7.1
275	10.0 - 30.0% of mass 198	28.0
365	Greater than 1.0% of mass 198	4.3
441	Present, but less than mass 443	11.5
442	40.0 - 100.0% of mass 198	76.3
443	17.0 - 23.0% of mass 442	15.2 (19.9)2

1-Value is % mass 69 2-Value is % mass 442

THIS CHECK APPLIES TO THE FOLLOWING SAMPLES, MS, MSD, BLANKS, AND STANDARDS:

	EPA SAMPLE NO.	LAB SAMPLE ID	LAB FILE ID	DATE ANALYZED	TIME ANALYZED
01	SSTD180	CALIBRATION CHECK	BQ361.D	11/27/07	10:20
02	SBLK1	1057327/1057332 1.0	BQ362.D	11/27/07	11:30
03	SBLK1MS	1057328/1057333 1.0	BQ363.D	11/27/07	12:11
04	SBLK1MSD	1057329/1057334 1.0	BQ364.D	11/27/07	12:52
05	MW-101	1056297 1.05	BQ365.D	11/27/07	13:33
06	MW-101 DUP	1056298 1.09	BQ366.D	11/27/07	14:56
07	MW-102	1056299 0.98	BQ367.D	11/27/07	15:37
08	MW-103	1056300 0.94	BQ368.D	11/27/07	16:18
09	MW-104	1056301 0.94	BQ369.D	11/27/07	16:59
10	MW-104MS	1057330 0.98	BQ370.D	11/27/07	17:40
11	MW-104MSD	1057331 0.94	BQ371.D	11/27/07	18:20
12	MW-105	1056304 0.94	BQ372.D	11/27/07	19:02

00157

DFTPP

Data File : J:\ACQUDATA\5973A\DATA\112707\BQ360.D Vial: 1
Acq On : 27 Nov 2007 9:47 am Operator: Z.Miao
Sample : TUNE CHECK Inst : 5973-A
Misc : 50 ng DFTPP Multiplr: 1.00
MS Integration Params: RTEINT.P
Method : J:\ACQUDATA\5973A\METHODS\TUNCHECK.M (RTE Integrator)
Title : TUNE CHECK

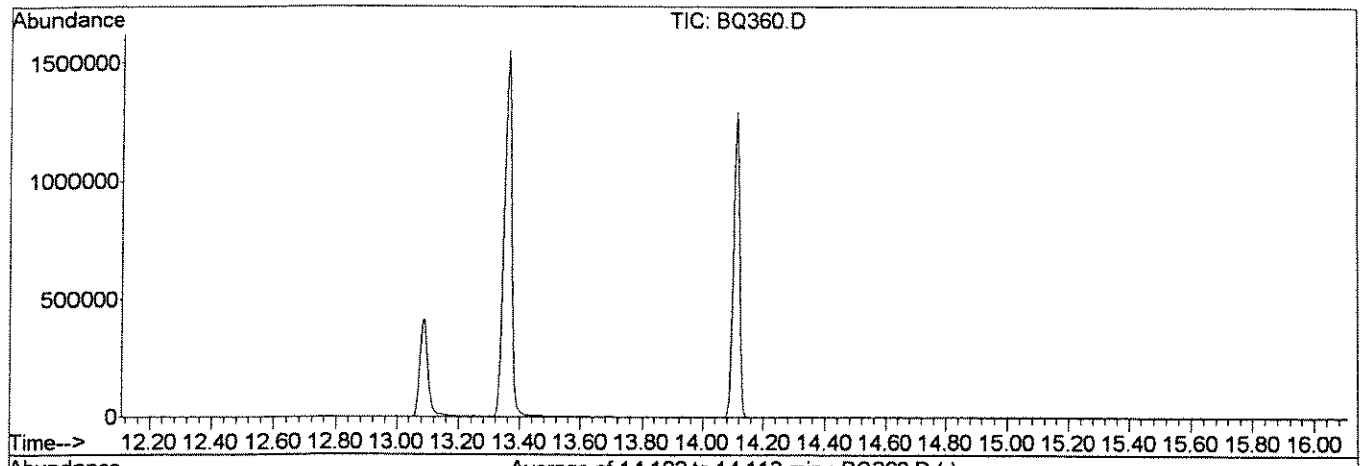

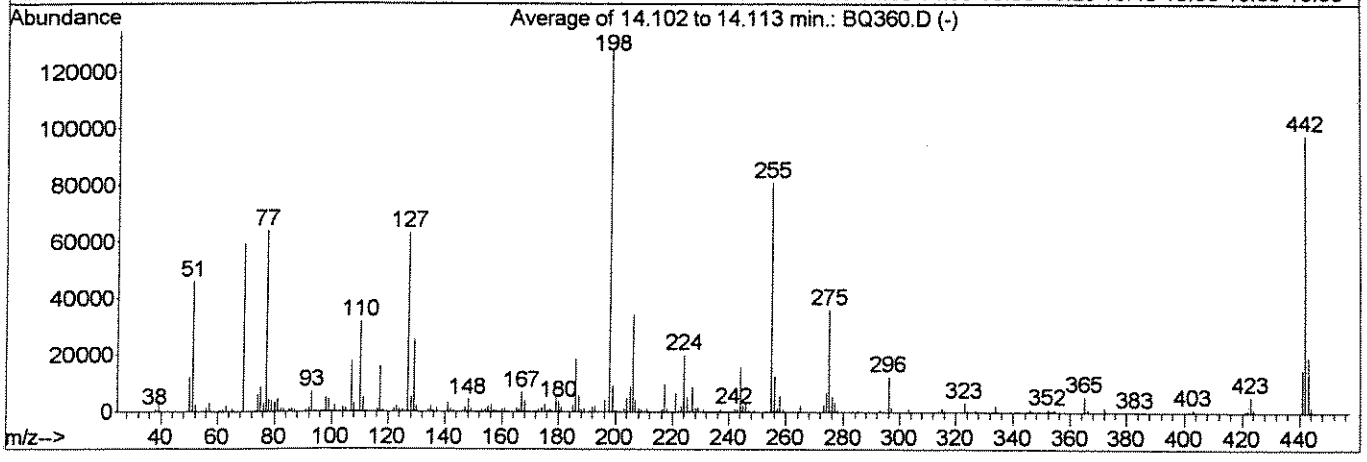

AutoFind: Scans 1874, 1875, 1876; Background Corrected with Scan 1867

Target Mass	Rel. to Mass	Lower Limit%	Upper Limit%	Rel. Abn%	Raw Abn	Result Pass/Fail
51	198	30	60	35.9	46027	PASS
68	69	0.00	2	0.0	0	PASS
69	198	0.00	100	46.5	59600	PASS
70	69	0.00	2	0.0	0	PASS
127	198	40	60	49.2	63160	PASS
197	198	0.00	1	0.0	0	PASS
198	198	100	100	100.0	128304	PASS
199	198	5	9	7.1	9134	PASS
275	198	10	30	28.0	35947	PASS
365	198	1	100	4.3	5493	PASS
441	443	0.01	100	75.4	14724	PASS
442	198	40	100	76.3	97901	PASS
443	442	17	23	19.9	19521	PASS

BQ360.D TUNCHECK.M Tue Nov 27 16:03:18 2007

8B

SEMIVOLATILE INTERNAL STANDARD AREA AND RT SUMMARY

Lab Name: CAS-ROCH Contract: H&A

Lab Code: 10145 Case No.: R740971 SAS No.: SDG No.: 1056297

Lab File ID (Standard): BQ361.D Date Analyzed: 11/27/07

Instrument ID: 5973-A Time Analyzed: 10:20

		IS1(DCB) AREA #	RT #	IS2(NPT) AREA #	RT #	IS3(ANT) AREA #	RT #
	12 HOUR STD	225718	5.95	853887	7.57	496195	10.51
	UPPER LIMIT	451436	6.45	1707774	8.07	992390	11.01
	LOWER LIMIT	112859	5.45	426944	7.07	248098	10.01
	EPA SAMPLE NO.						
01	SBLK1	216305	5.95	793670	7.58	468472	10.50
02	SBLK1MS	221304	5.95	821956	7.57	473427	10.50
03	SBLK1MSD	209047	5.95	780652	7.57	451295	10.50
04	MW-101	205115	5.94	764327	7.57	467560	10.50
05	MW-101 DUP	211157	5.95	795931	7.57	472571	10.50
06	MW-102	204250	5.95	768810	7.57	458221	10.50
07	MW-103	221620	5.95	837880	7.57	506529	10.50
08	MW-104	202311	5.95	752327	7.57	451279	10.50
09	MW-104MS	208254	5.95	778420	7.57	448825	10.50
10	MW-104MSD	213337	5.95	790608	7.57	459308	10.50
11	MW-105	214597	5.95	789987	7.57	469200	10.50

IS1 (DCB) = d4-1,4-Dichlorobenzene
IS2 (NPT) = d8-Naphthalene
IS3 (ANT) = d10-Acenaphthene
IS4 (PHN) = d10-Phenanthrene
IS5 (CRY) = d12-Chrysene
IS6 (PRY) = d12-Perylene

AREA UPPER LIMIT = +100% of internal standard area
AREA LOWER LIMIT = - 50% of internal standard area
RT UPPER LIMIT = +0.50 minutes of internal standard RT
RT LOWER LIMIT = -0.50 minutes of internal standard RT

Column to be used to flag values outside QC limit with an asterisk.
* Values outside of contract required QC limits

00100

8C

SEMIVOLATILE INTERNAL STANDARD AREA AND RT SUMMARY

Lab Name: CAS-ROCH Contract: H&A

Lab Code: 10145 Case No.: R740971 SAS No.: SDG No.: 1056297

Lab File ID (Standard): BQ361.D Date Analyzed: 11/27/07

Instrument ID: 5973-A Time Analyzed: 10:20

		IS4(PHN) AREA #	RT #	IS5(CRY) AREA #	RT #	IS6(PRY) AREA #	RT #
	12 HOUR STD	922612	13.47	1019993	19.52	1062928	25.21
	UPPER LIMIT	1845224	12.97	2039986	19.02	2125856	24.71
	LOWER LIMIT	461306	13.97	509997	20.02	531464	25.71
	EPA SAMPLE NO.						
01	SBLK1	850228	13.47	792908	19.52	678548	25.21
02	SBLK1MS	836347	13.47	794496	19.52	762592	25.21
03	SBLK1MSD	832223	13.47	827974	19.51	798011	25.20
04	MW-101	875397	13.47	804285	19.51	728303	25.21
05	MW-101 DUP	861159	13.47	829002	19.51	786816	25.21
06	MW-102	848364	13.46	848778	19.51	800858	25.19
07	MW-103	906304	13.47	864326	19.51	830770	25.21
08	MW-104	834628	13.47	837219	19.50	820199	25.20
09	MW-104MS	793665	13.47	800050	19.51	800967	25.20
10	MW-104MSD	832468	13.47	789840	19.51	782144	25.21
11	MW-105	846599	13.47	824617	19.51	810585	25.21

IS1 (DCB) = d4-1,4-Dichlorobenzene
IS2 (NPT) = d8-Naphthalene
IS3 (ANT) = d10-Acenaphthene
IS4 (PHN) = d10-Phenanthrene
IS5 (CRY) = d12-Chrysene
IS6 (PRY) = d12-Perylene

AREA UPPER LIMIT = +100% of internal standard area
AREA LOWER LIMIT = - 50% of internal standard area
RT UPPER LIMIT = +0.50 minutes of internal standard RT
RT LOWER LIMIT = -0.50 minutes of internal standard RT

Column to be used to flag values outside QC limit with an asterisk.
* Values outside of contract required QC limits

Method Detection Limit Study
Columbia Analytical Services

EPA Method #8270 water
Extraction Method #: 3510

Date: 1/25/2007 5973-A
Analyst: Z.Miao/J.Wu

Name	Conc. Inj. ul/L	Trial #1	Trial #2	Trial #3	Trial #4	Trial #5	Trial #6	Trial #7	Trial #8	Mean uL/L	S	N# of reps	MDL uL/L	MRL ul/L
Pyridine	5	1.90	1.34	2.40	2.16	1.97	1.42	1.59	2.10	1.86	0.38	8.00	1.13	50.00
N-Nitrosodimethylamine	5	2.15	2.27	2.34	2.45	2.24	2.42	2.72	2.62	2.40	0.19	8.00	0.58	10.00
Benzaldehyde	10	7.96	8.18	8.38	7.93	8.65	8.30	8.54	8.46	8.30	0.26	8.00	0.78	10.00
Aniline	5	3.04	2.90	3.53	3.37	3.24	2.85	3.12	3.24	3.16	0.23	8.00	0.69	10.00
Phenol	5	1.60	1.59	1.80	1.82	1.78	1.88	1.97	1.97	1.80	0.15	8.00	0.44	10.00
bis(2-Clethyl)Ether	5	4.24	4.13	4.38	4.67	4.23	4.43	4.66	4.26	4.38	0.20	8.00	0.60	10.00
2-Chlorophenol	5	3.89	3.94	4.03	4.12	3.93	3.90	4.12	4.02	3.99	0.09	8.00	0.28	10.00
1,3-Diclbenzene	5	3.61	3.69	3.84	4.09	3.99	3.80	4.12	3.71	3.86	0.19	8.00	0.57	10.00
1,4-Dichlorobenzene	5	3.75	3.71	4.00	4.05	3.81	3.90	4.09	3.60	3.86	0.18	8.00	0.53	10.00
1,2-Diclbenzene	5	3.84	3.76	4.04	3.92	3.77	3.95	4.17	3.79	3.91	0.15	8.00	0.44	10.00
Benzyl Alcohol	5	3.15	3.11	3.39	3.40	3.45	3.66	3.77	3.45	3.42	0.22	8.00	0.67	10.00
2,2'-oxybis(1-Chloropropane)	5	5.17	5.09	5.67	5.58	5.21	5.40	5.90	5.34	5.42	0.28	8.00	0.83	10.00
2-Methylphenol	5	2.77	2.68	3.04	3.06	2.93	3.26	3.45	3.08	3.03	0.25	8.00	0.75	10.00
Acetophenone	15	15.77	16.09	16.36	17.10	16.31	16.77	17.36	16.35	16.51	0.53	8.00	1.58	10.00
N-Nitroso-Di-n-propylamine	5	3.37	3.46	3.64	4.02	3.75	3.93	4.53	4.27	3.87	0.40	8.00	1.19	10.00
Hexachloroethane	5	3.41	3.34	3.52	3.59	3.55	3.88	3.52	3.43	3.53	0.16	8.00	0.49	10.00
4-Methylphenol	10	5.47	5.36	5.55	5.60	5.70	6.15	6.36	6.44	5.83	0.42	8.00	1.27	10.00
Nitrobenzene	5	4.79	5.06	5.07	4.89	4.98	4.96	4.89	5.06	4.96	0.10	8.00	0.30	10.00
Isophorone	5	4.55	4.23	4.68	4.60	4.68	4.70	4.58	4.44	4.56	0.16	8.00	0.47	10.00
2-Nitrophenol	5	4.32	3.93	4.24	3.93	4.02	4.09	3.75	3.86	4.02	0.19	8.00	0.58	10.00
Benzoic Acid	100	34.58	30.30	32.91	35.53	35.83	38.88	39.16	40.69	35.99	3.48	8.00	10.42	50.00
2,4-Dimethylphenol	5	0.75	0.74	0.74	1.11	1.04	1.48	1.59	1.83	1.16	0.43	8.00	1.28	10.00
bis(-2-Chloroethoxy)Methane	5	7.37	7.47	7.75	7.96	7.65	7.92	7.70	7.50	7.67	0.21	8.00	0.63	10.00
2,4-Dichlorophenol	5	3.62	3.51	3.75	3.63	3.63	3.88	3.72	3.66	3.68	0.11	8.00	0.33	10.00
1,2,4-Trichlorobenzene	5	3.91	3.89	4.31	3.98	3.91	4.03	3.95	3.92	3.99	0.14	8.00	0.41	10.00
Naphthalene	5	4.43	4.57	4.85	4.69	4.58	4.47	4.58	4.43	4.58	0.14	8.00	0.43	10.00
4-Chloroaniline	5	3.72	3.57	3.95	3.78	3.75	3.90	3.71	3.66	3.76	0.12	8.00	0.37	10.00
Hexachlorobutadiene	5	3.75	3.32	3.77	3.70	3.54	3.86	3.64	3.95	3.69	0.20	8.00	0.59	10.00
4-Chloro-3-methylphenol	5	3.52	3.44	3.58	3.68	3.74	3.80	3.62	3.59	3.62	0.12	8.00	0.35	10.00
Caprolactam	10	1.77	1.62	1.33	1.83	1.97	1.99	2.12	1.78	1.80	0.25	8.00	0.74	10.00
2-Methylnaphthalene	5	3.92	3.88	3.99	3.94	3.95	3.89	4.07	3.84	3.94	0.07	8.00	0.21	10.00
1-Methylnaphthalene	5	4.06	4.01	4.23	4.18	4.11	4.19	4.11	3.99	4.11	0.09	8.00	0.26	10.00
Hexachlorocyclopentadiene	5	7.56	7.50	7.75	7.80	8.03	7.90	8.03	7.89	7.81	0.20	8.00	0.59	10.00
2,4,6-Trichlorophenol	5	3.97	3.59	4.05	3.83	3.68	4.01	3.88	3.80	3.85	0.16	8.00	0.48	10.00
2,4,5-Trichlorophenol	5	3.67	3.60	3.91	3.73	3.63	3.79	3.64	3.53	3.69	0.12	8.00	0.36	10.00
1,1'-Biphenyl	10	8.11	7.90	7.96	8.45	8.69	8.37	8.79	8.19	8.31	0.33	8.00	0.98	10.00
2-Chloronaphthalene	5	4.16	4.12	4.32	4.18	4.23	4.14	4.25	4.14	4.19	0.07	8.00	0.21	10.00
2-Nitroaniline	100	90.54	93.62	98.74	94.66	87.56	98.04	101.30	97.83	95.29	4.59	8.00	13.76	50.00
Acenaphthylene	5	4.19	4.24	4.43	4.48	4.33	4.46	4.46	4.36	4.37	0.11	8.00	0.33	10.00

Dimethyl phthalate	5	4.63	4.53	4.56	4.84	4.61	4.91	4.88	4.65	4.70	0.15	8.00	0.45	10.00
2,6-Dinitrotoluene	5	4.16	3.90	4.34	4.41	4.29	4.30	4.04	4.09	4.19	0.17	8.00	0.52	10.00
Acenaphthene	5	4.21	4.26	4.44	4.59	4.49	4.45	4.56	4.34	4.42	0.14	8.00	0.41	10.00
3-Nitroaniline	100	72.53	67.91	74.07	70.18	70.87	71.78	72.84	71.81	71.50	1.88	8.00	5.63	50.00
2,4-Dinitrophenol	100	100.92	105.54	112.25	108.52	108.55	111.63	115.81	111.49	109.34	4.58	8.00	13.73	50.00
Dibenzofuran	5	4.22	4.30	4.41	4.58	4.29	4.56	4.50	4.30	4.40	0.14	8.00	0.41	10.00
2,4-Dinitrotoluene	5	4.01	3.76	3.88	4.24	3.90	4.24	4.08	4.01	4.02	0.17	8.00	0.51	10.00
4-Nitrophenol	100	46.45	46.07	48.20	48.90	48.85	50.39	52.25	53.09	49.28	2.52	8.00	7.55	50.00
Fluorene	5	4.40	4.37	4.57	4.65	4.48	4.52	4.75	4.45	4.52	0.13	8.00	0.39	10.00
4-Chlorophenyl-phenylether	5	4.27	4.39	4.43	4.61	4.49	4.77	4.67	4.44	4.51	0.16	8.00	0.49	10.00
Diethylphthalate	5	4.77	4.62	4.91	5.17	4.80	5.03	5.03	4.73	4.88	0.18	8.00	0.55	10.00
4-Nitroaniline	100	87.73	84.95	94.55	90.72	87.89	92.88	96.99	93.74	91.18	4.08	8.00	12.22	50.00
4,6-Dinitro-2-methylphenol	100	92.91	97.19	102.87	99.25	102.39	103.11	105.10	101.30	100.52	3.93	8.00	11.77	50.00
1,2 Diphenylhydrazine	5	4.60	4.49	4.76	4.72	4.56	4.59	4.71	4.68	4.64	0.09	8.00	0.28	10.00
N-Nitrosodiphenylamine	5	4.14	4.00	4.27	4.25	4.16	4.15	4.29	4.27	4.19	0.10	8.00	0.29	10.00
4-Bromophenyl-phenylether	5	4.39	3.90	4.61	4.47	4.44	4.38	4.21	4.18	4.32	0.22	8.00	0.66	10.00
Hexachlorobenzene	5	4.45	4.22	4.43	4.43	4.20	4.52	4.23	4.22	4.34	0.13	8.00	0.39	10.00
Atrazine	15	11.20	11.32	10.76	11.24	11.30	10.66	10.28	10.47	10.90	0.41	8.00	1.24	10.00
Pentachlorophenol	100	112.44	99.63	108.19	103.39	102.39	101.94	107.15	101.99	104.64	4.24	8.00	12.71	50.00
Phenanthrene	5	4.71	4.65	4.78	4.84	4.73	4.79	4.74	4.91	4.77	0.08	8.00	0.24	10.00
Anthracene	5	4.41	4.46	4.53	4.60	4.37	4.52	4.49	4.41	4.47	0.08	8.00	0.23	10.00
Carbazole	5	4.60	4.69	5.05	4.89	4.84	4.84	4.93	4.75	4.82	0.14	8.00	0.43	10.00
Di-n-butylphthalate	5	5.22	4.83	5.15	5.25	5.11	5.66	5.01	4.80	5.13	0.27	8.00	0.82	10.00
Fluoranthene	5	4.44	4.53	4.61	4.79	4.66	4.60	4.59	4.53	4.59	0.10	8.00	0.31	10.00
Benzidine	100	25.66	39.61	54.39	37.85	39.01	55.01	51.28	46.22	43.63	10.03	8.00	30.07	100.00
Pyrene	5	4.49	4.24	4.48	4.47	4.26	4.60	4.39	4.44	4.42	0.12	8.00	0.36	10.00
Butyl benzyl phthalate	5	4.34	4.16	4.46	4.29	4.19	4.48	4.33	4.31	4.32	0.11	8.00	0.34	10.00
3,3'-Dichlorobenzidine	5	3.12	2.91	3.18	3.09	3.07	2.90	3.03	2.80	3.01	0.13	8.00	0.39	10.00
Benzo(a)anthracene	5	4.41	4.39	4.50	4.50	4.46	4.63	4.44	4.56	4.49	0.08	8.00	0.24	10.00
Chrysene	5	4.59	4.49	4.66	4.79	4.63	4.78	4.64	4.63	4.65	0.10	8.00	0.29	10.00
bis(2-Ethylhexyl)phthalate	5	4.03	3.72	3.70	3.79	3.73	4.01	3.91	3.86	3.84	0.13	8.00	0.39	10.00
Di-n-octyl phthalate	5	3.70	3.32	3.38	3.45	3.41	3.68	3.49	3.51	3.49	0.14	8.00	0.41	10.00
Benzo(b)Fluoranthene	5	4.32	4.28	4.46	4.50	4.35	4.50	4.36	4.48	4.41	0.09	8.00	0.26	10.00
Benzo(k)fluoranthene	5	4.38	4.09	4.58	4.66	4.70	4.69	4.72	4.56	4.55	0.22	8.00	0.65	10.00
Benzo(a)pyrene	5	3.77	3.84	3.98	4.00	3.83	4.00	4.01	3.95	3.92	0.09	8.00	0.28	10.00
Indeno(1,2,3-cd)Pyrene	5	3.89	3.83	3.76	3.90	3.72	3.93	3.71	3.70	3.81	0.09	8.00	0.28	10.00
Dibenz(a,h)anthracene	5	4.25	4.01	4.01	4.11	3.84	4.05	3.92	3.96	4.02	0.12	8.00	0.37	10.00
Benzo(g,h,i)perylene	5	3.88	3.86	3.84	3.93	3.72	3.91	3.72	3.95	3.85	0.09	8.00	0.27	10.00
1-Phenyl-1(4-methylphenyl)ethane	5	4.00	3.83	4.05	4.12	4.32	4.23	4.18	4.07	4.10	0.15	8.00	0.45	
1-Phenyl-1(2,4-dimetylphenyl)ethane	5	4.12	4.12	4.19	4.09	4.21	4.29	4.12	4.12	4.16	0.07	8.00	0.20	

SEMIVOLATILE ORGANICS

SAMPLE DATA

COLUMBIA ANALYTICAL SERVICES

EXTRACTABLE ORGANICS
METHOD 8270C
Reported: 12/19/07

Haley & Aldrich of New York
Project Reference: RANGER PARACORD #30603-011
Client Sample ID : MW-101

Date Sampled : 11/19/07 10:50 **Order #:** 1056297 **Sample Matrix:** WATER
Date Received: 11/20/07 **Submission #:** R2740971 **Analytical Run** 153591

ANALYTE	PQL	RESULT	UNITS
DATE EXTRACTED : 11/21/07			
DATE ANALYZED : 11/27/07			
ANALYTICAL DILUTION: 1.05			
ACENAPHTHENE	10	11 U	UG/L
ACENAPHTHYLENE	10	11 U	UG/L
ANTHRACENE	10	11 U	UG/L
BENZO(A)ANTHRACENE	10	11 U	UG/L
BENZO(A)PYRENE	10	11 U	UG/L
BENZO(B)FLUORANTHENE	10	11 U	UG/L
BENZO(G,H,I)PERYLENE	10	11 U	UG/L
BENZO(K)FLUORANTHENE	10	11 U	UG/L
INDENO(1,2,3-CD)PYRENE	10	11 U	UG/L
CHRYSENE	10	11 U	UG/L
DIBENZO(A,H)ANTHRACENE	10	11 U	UG/L
FLUORANTHENE	10	11 U	UG/L
FLUORENE	10	11 U	UG/L
NAPHTHALENE	10	11 U	UG/L
PHENANTHRENE	10	11 U	UG/L
PYRENE	10	11 U	UG/L

SURROGATE RECOVERIES	QC LIMITS		
TERPHENYL-d14	(40 - 137 %)	88	%
NITROBENZENE-d5	(38 - 105 %)	85	%
2-FLUOROBIPHENYL	(38 - 100 %)	83	%

Quantitation Report (QT Reviewed)

Data File : J:\ACQUDATA\5973A\DATA\112707\BQ365.D
Acq On : 27 Nov 2007 1:33 pm
Sample : 1056297 1.05
Misc : 11/21/2007 1.0 HA 8270.PAH
MS Integration Params: RTEINT.P
Quant Time: Nov 27 16:15 2007

Vial: 5
Operator: Z.Miao
Inst : 5973-A
Multiplr: 1.00

Quant Results File: 82701113.RES

Quant Method : J:\ACQUDATA\5...\82701113.M (RTE Integrator)
Title : 8270 BNA ANALYSIS
Last Update : Wed Nov 14 09:03:55 2007
Response via : Initial Calibration
DataAcq Meth : 82701113

Internal Standards	R.T.	QIon	Response	Conc Units	Dev(Min)
1) d4-1,4-Dichlorobenzene	5.94	152	205115	40.00 ppm	-0.01
22) d8-Naphthalene	7.57	136	764327	40.00 ppm	-0.01
39) d10-Acenaphthene	10.50	164	467560	40.00 ppm	-0.02
61) d10-Phenanthrene	13.47	188	875397	40.00 ppm	-0.02
76) d12-Chrysene	19.51	240	804285	40.00 ppm	-0.03
85) d12-Perylene	25.21	264	728303	40.00 ppm	-0.05

System Monitoring Compounds

4) SURR1,2-FLUOROPHENOL	4.49	112	549709	96.66 ppm	0.00
Spiked Amount 200.000	Range 17 - 74		Recovery = 48.33%		
7) SURR2,PHENOL-D6	5.57	99	499996	63.88 ppm	-0.01
Spiked Amount 200.000	Range 10 - 69		Recovery = 31.94%		
23) SURR4,NITROBENZENE-D5	6.63	82	621473	85.21 ppm	-0.01
Spiked Amount 100.000	Range 38 - 105		Recovery = 85.21%		
43) SURR5,2-FLUOROBIPHENYL	9.25	172	1288859	83.12 ppm	-0.01
Spiked Amount 100.000	Range 38 - 100		Recovery = 83.12%		
60) SURR3,2,4,6-TRIBROMOPHENOL	12.07	330	484601	163.72 ppm	-0.02
Spiked Amount 200.000	Range 41 - 135		Recovery = 81.86%		
79) SURR6,TERPHENYL-D14	16.92	244	1672883	88.11 ppm	-0.02
Spiked Amount 100.000	Range 40 - 137		Recovery = 88.11%		

Target Compounds Qvalue

(#) = qualifier out of range (m) = manual integration

00195

Quantitation Report

Data File : J:\ACQUDATA\5973A\DATA\112707\BQ365.D Vial: 5
Acq On : 27 Nov 2007 1:33 pm Operator: Z.Miao
Sample : 1056297 1.05 Inst : 5973-A
Misc : 11/21/2007 1.0 HA 8270.PAH Multiplr: 1.00
MS Integration Params: RTEINT.P
Quant Time: Nov 27 16:15 2007 Quant Results File: 82701113.RES

Method : J:\ACQUDATA\5973A\METHODS\82701113.M (RTE Integrator)
Title : 8270 BNA ANALYSIS
Last Update : Wed Nov 14 09:03:55 2007
Response via : Initial Calibration

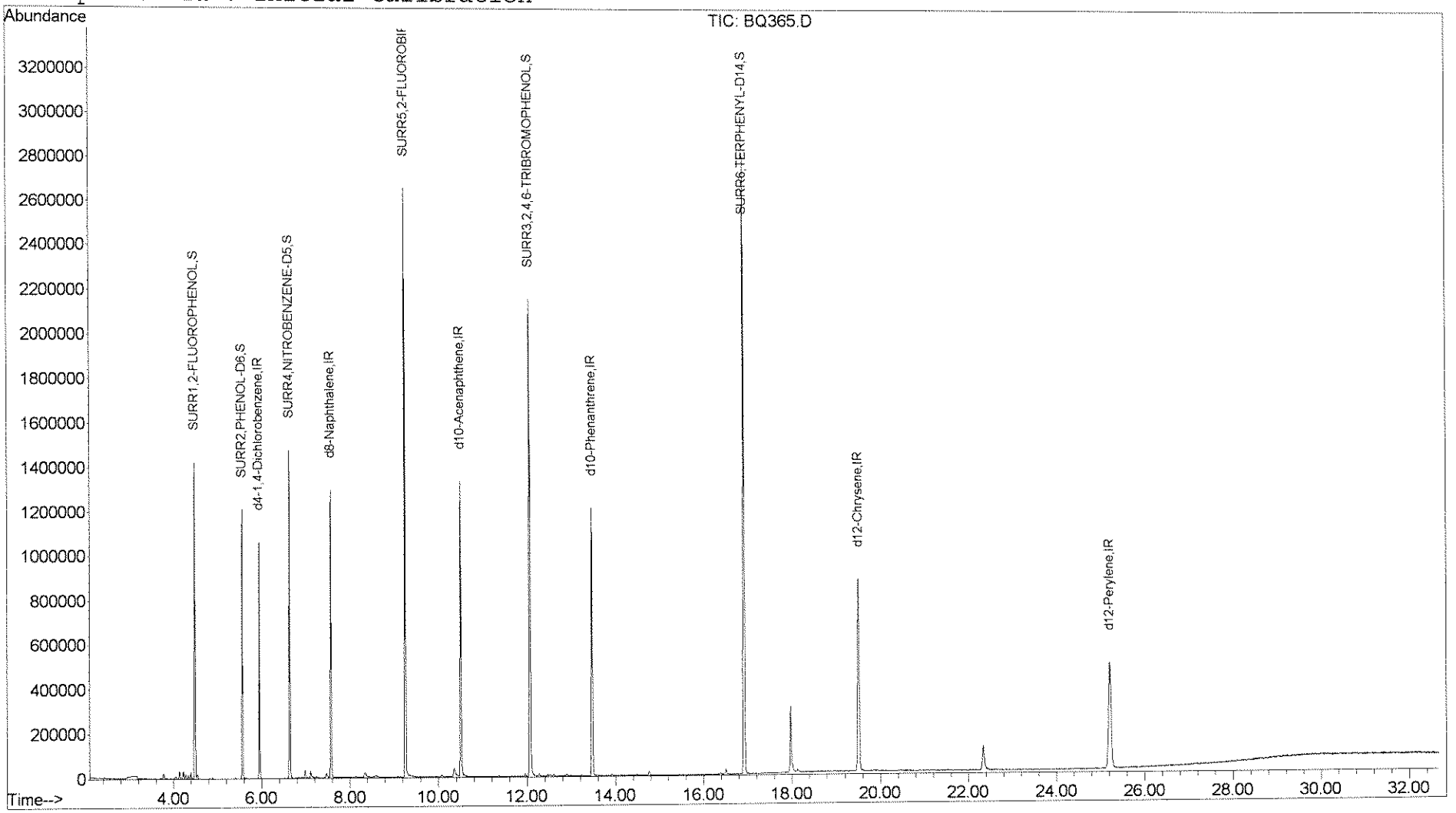

COLUMBIA ANALYTICAL SERVICES

EXTRACTABLE ORGANICS
METHOD 8270C
Reported: 12/19/07

Haley & Aldrich of New York
Project Reference: RANGER PARACORD #30603-011
Client Sample ID : MW-101-DUP

Date Sampled : 11/19/07 10:50 **Order #:** 1056298 **Sample Matrix:** WATER
Date Received: 11/20/07 **Submission #:** R2740971 **Analytical Run** 153591

ANALYTE	PQL	RESULT	UNITS
DATE EXTRACTED : 11/21/07			
DATE ANALYZED : 11/27/07			
ANALYTICAL DILUTION: 1.09			
ACENAPHTHENE	10	11 U	UG/L
ACENAPHTHYLENE	10	11 U	UG/L
ANTHRACENE	10	11 U	UG/L
BENZO(A)ANTHRACENE	10	11 U	UG/L
BENZO(A)PYRENE	10	11 U	UG/L
BENZO(B)FLUORANTHENE	10	11 U	UG/L
BENZO(G,H,I)PERYLENE	10	11 U	UG/L
BENZO(K)FLUORANTHENE	10	11 U	UG/L
INDENO(1,2,3-CD)PYRENE	10	11 U	UG/L
CHRYSENE	10	11 U	UG/L
DIBENZO(A,H)ANTHRACENE	10	11 U	UG/L
FLUORANTHENE	10	11 U	UG/L
FLUORENE	10	11 U	UG/L
NAPHTHALENE	10	11 U	UG/L
PHENANTHRENE	10	11 U	UG/L
PYRENE	10	11 U	UG/L

SURROGATE RECOVERIES	QC LIMITS		
TERPHENYL-d14	(40 - 137 %)	84	%
NITROBENZENE-d5	(38 - 105 %)	82	%
2-FLUOROBIPHENYL	(38 - 100 %)	82	%

Quantitation Report (QT Reviewed)

Data File : J:\ACQUDATA\5973A\DATA\112707\BQ366.D
Acq On : 27 Nov 2007 2:56 pm
Sample : 1056298 1.09
Misc : 11/21/2007 1.0 HA 8270.PAH
MS Integration Params: RTEINT.P
Quant Time: Nov 27 16:17 2007

Vial: 6
Operator: Z.Miao
Inst : 5973-A
Multiplr: 1.00

Quant Results File: 82701113.RES

Quant Method : J:\ACQUDATA\5...\82701113.M (RTE Integrator)
Title : 8270 BNA ANALYSIS
Last Update : Wed Nov 14 09:03:55 2007
Response via : Initial Calibration
DataAcq Meth : 82701113

Internal Standards	R.T.	QIon	Response	Conc	Units	Dev(Min)
1) d4-1,4-Dichlorobenzene	5.95	152	211157	40.00	ppm	0.00
22) d8-Naphthalene	7.57	136	795931	40.00	ppm	-0.01
39) d10-Acenaphthene	10.50	164	472571	40.00	ppm	-0.02
61) d10-Phenanthrene	13.47	188	861159	40.00	ppm	-0.02
76) d12-Chrysene	19.51	240	829002	40.00	ppm	-0.03
85) d12-Perylene	25.21	264	786816	40.00	ppm	-0.05

System Monitoring Compounds

4) SURR1,2-FLUOROPHENOL	4.49	112	508140	86.79	ppm	0.00
Spiked Amount 200.000	Range 17 - 74		Recovery = 43.40%			
7) SURR2,PHENOL-D6	5.57	99	463574	57.54	ppm	-0.01
Spiked Amount 200.000	Range 10 - 69		Recovery = 28.77%			
23) SURR4,NITROBENZENE-D5	6.63	82	624264	82.20	ppm	-0.01
Spiked Amount 100.000	Range 38 - 105		Recovery = 82.20%			
43) SURR5,2-FLUOROBIPHENYL	9.25	172	1289669	82.29	ppm	-0.01
Spiked Amount 100.000	Range 38 - 100		Recovery = 82.29%			
60) SURR3,2,4,6-TRIBROMOPHENOL	12.07	330	438621	147.15	ppm	-0.02
Spiked Amount 200.000	Range 41 - 135		Recovery = 73.58%			
79) SURR6,TERPHENYL-D14	16.92	244	1646037	84.11	ppm	-0.02
Spiked Amount 100.000	Range 40 - 137		Recovery = 84.11%			

Target Compounds						Qvalue
84) bis(2-Ethylhexyl)phthalate	19.60	149	5310	0.39	ppm	82

(#) = qualifier out of range (m) = manual integration

00158

Quantitation Report

Data File : J:\ACQUDATA\5973A\DATA\112707\BQ366.D Vial: 6
Acq On : 27 Nov 2007 2:56 pm Operator: Z.Miao
Sample : 1056298 1.09 Inst : 5973-A
Misc : 11/21/2007 1.0 HA 8270.PAH Multiplr: 1.00
MS Integration Params: RTEINT.P
Quant Time: Nov 27 16:17 2007 Quant Results File: 82701113.RES

Method : J:\ACQUDATA\5973A\METHODS\82701113.M (RTE Integrator)
Title : 8270 BNA ANALYSIS
Last Update : Wed Nov 14 09:03:55 2007
Response via : Initial Calibration

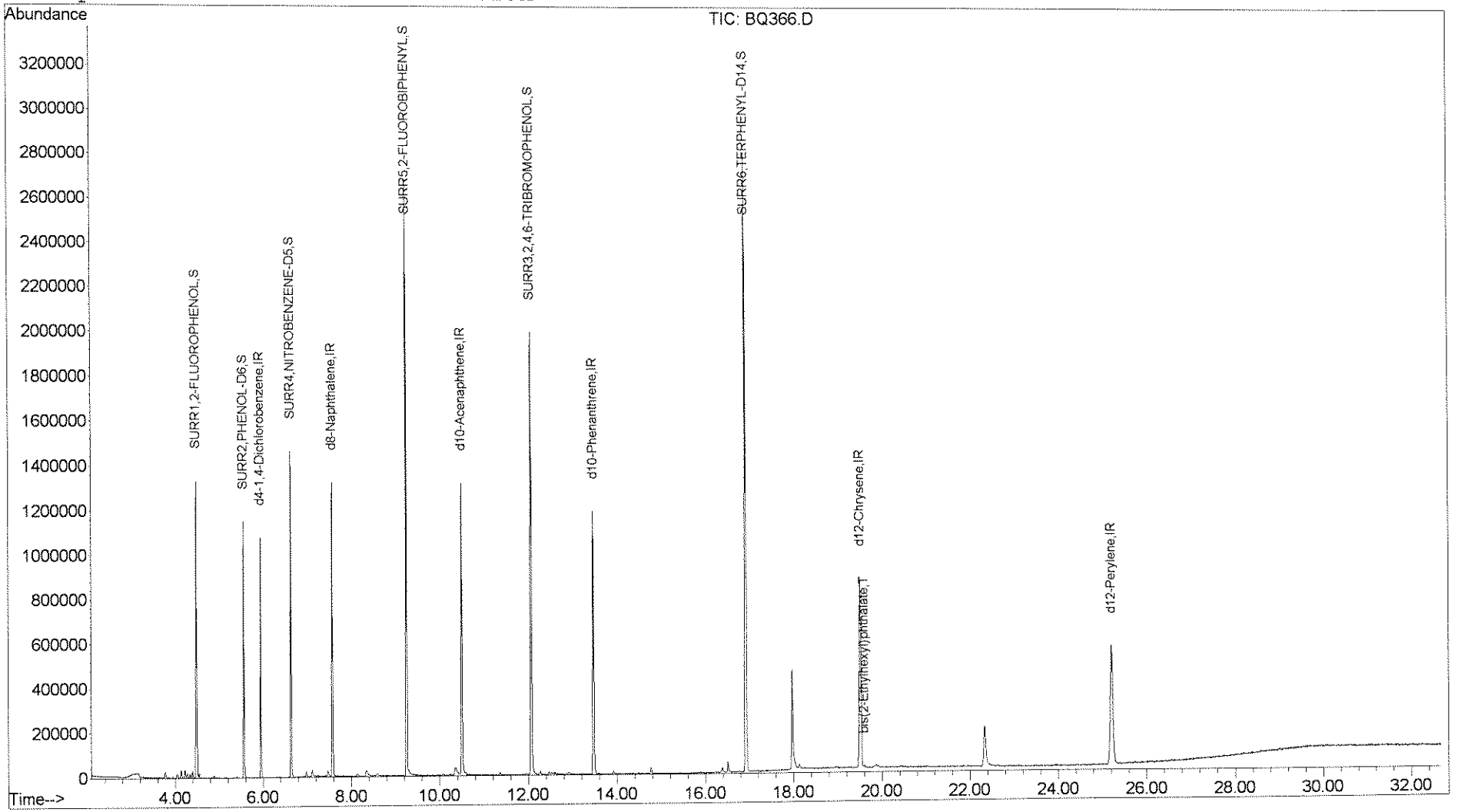

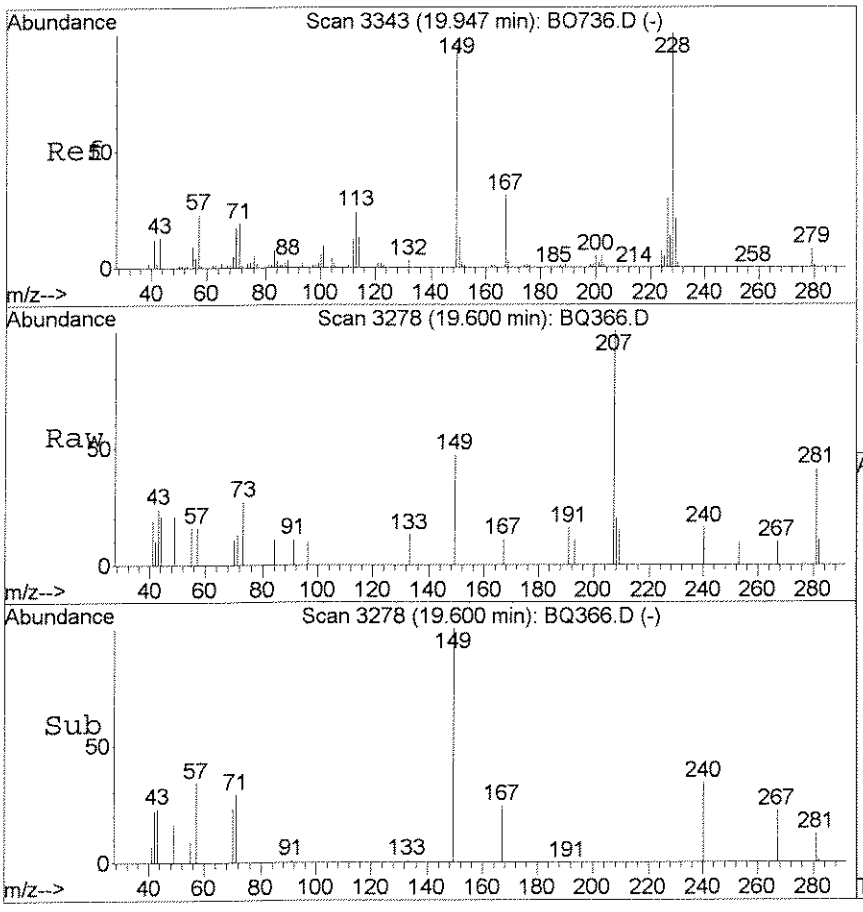

#84
bis(2-Ethylhexyl)phthalate
Concen: 0.39 ppm
RT: 19.60 min Scan# 3278
Delta R.T. -0.03 min
Lab File: BQ366.D
Acq: 27 Nov 2007 2:56 pm

Tgt Ion:149 Resp: 5310

Ion	Ratio	Lower	Upper
149	100		
167	24.0	11.7	51.7
279	0.0	0.0	31.0

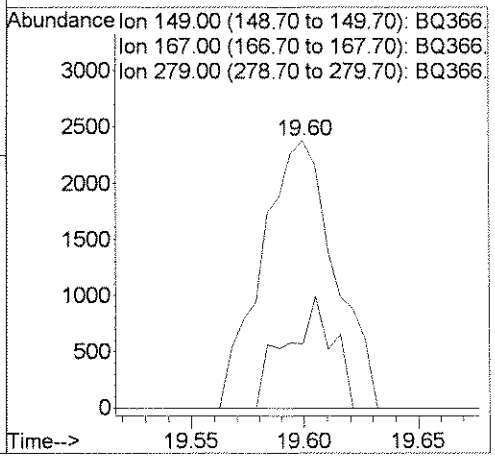

COLUMBIA ANALYTICAL SERVICES

EXTRACTABLE ORGANICS
METHOD 8270C
Reported: 12/19/07

Haley & Aldrich of New York
Project Reference: RANGER PARACORD #30603-011
Client Sample ID : MW-102

Date Sampled : 11/19/07 12:50 **Order #:** 1056299 **Sample Matrix:** WATER
Date Received: 11/20/07 **Submission #:** R2740971 **Analytical Run** 153591

ANALYTE	PQL	RESULT	UNITS
DATE EXTRACTED : 11/21/07			
DATE ANALYZED : 11/27/07			
ANALYTICAL DILUTION: 0.98			
ACENAPHTHENE	10	9.8 U	UG/L
ACENAPHTHYLENE	10	9.8 U	UG/L
ANTHRACENE	10	9.8 U	UG/L
BENZO(A)ANTHRACENE	10	9.8 U	UG/L
BENZO(A)PYRENE	10	9.8 U	UG/L
BENZO(B)FLUORANTHENE	10	9.8 U	UG/L
BENZO(G,H,I)PERYLENE	10	9.8 U	UG/L
BENZO(K)FLUORANTHENE	10	9.8 U	UG/L
INDENO(1,2,3-CD)PYRENE	10	9.8 U	UG/L
CHRYSENE	10	9.8 U	UG/L
DIBENZO(A,H)ANTHRACENE	10	9.8 U	UG/L
FLUORANTHENE	10	9.8 U	UG/L
FLUORENE	10	9.8 U	UG/L
NAPHTHALENE	10	9.8 U	UG/L
PHENANTHRENE	10	9.8 U	UG/L
PYRENE	10	9.8 U	UG/L

SURROGATE RECOVERIES	QC LIMITS		
TERPHENYL-d14	(40 - 137 %)	76	%
NITROBENZENE-d5	(38 - 105 %)	73	%
2-FLUOROBIPHENYL	(38 - 100 %)	71	%

Quantitation Report (QT Reviewed)

Data File : J:\ACQUDATA\5973A\DATA\112707\BQ367.D Vial: 7
Acq On : 27 Nov 2007 3:37 pm Operator: Z.Miao
Sample : 1056299 0.98 Inst : 5973-A
Misc : 11/21/2007 1.0 HA 8270.PAH Multiplr: 1.00
MS Integration Params: RTEINT.P
Quant Time: Nov 27 16:20 2007 Quant Results File: 82701113.RES

Quant Method : J:\ACQUDATA\5...\82701113.M (RTE Integrator)
Title : 8270 BNA ANALYSIS
Last Update : Wed Nov 14 09:03:55 2007
Response via : Initial Calibration
DataAcq Meth : 82701113

Internal Standards	R.T.	QIon	Response	Conc	Units	Dev(Min)
1) d4-1,4-Dichlorobenzene	5.95	152	204250	40.00	ppm	-0.01
22) d8-Naphthalene	7.57	136	768810	40.00	ppm	-0.02
39) d10-Acenaphthene	10.50	164	458221	40.00	ppm	-0.02
61) d10-Phenanthrene	13.46	188	848364	40.00	ppm	-0.03
76) d12-Chrysene	19.51	240	848778	40.00	ppm	-0.04
85) d12-Perylene	25.19	264	800858	40.00	ppm	-0.06

System Monitoring Compounds

4) SURR1,2-FLUOROPHENOL	4.48	112	450217	79.50	ppm	-0.01
Spiked Amount 200.000	Range 17 - 74		Recovery = 39.75%			
7) SURR2,PHENOL-D6	5.56	99	402924	51.70	ppm	-0.02
Spiked Amount 200.000	Range 10 - 69		Recovery = 25.85%			
23) SURR4,NITROBENZENE-D5	6.63	82	536191	73.09	ppm	-0.02
Spiked Amount 100.000	Range 38 - 105		Recovery = 73.09%			
43) SURR5,2-FLUOROBIPHENYL	9.24	172	1083063	71.27	ppm	-0.02
Spiked Amount 100.000	Range 38 - 100		Recovery = 71.27%			
60) SURR3,2,4,6-TRIBROMOPHENOL	12.06	330	403404	139.84	ppm	-0.02
Spiked Amount 200.000	Range 41 - 135		Recovery = 69.92%			
79) SURR6,TERPHENYL-D14	16.91	244	1526776	76.20	ppm	-0.02
Spiked Amount 100.000	Range 40 - 137		Recovery = 76.20%			

Target Compounds Qvalue

(#) = qualifier out of range (m) = manual integration

002202

Quantitation Report

Data File : J:\ACQUDATA\5973A\DATA\112707\BQ367.D Vial: 7
Acq On : 27 Nov 2007 3:37 pm Operator: Z.Miao
Sample : 1056299 0.98 Inst : 5973-A
Misc : 11/21/2007 1.0 HA 8270.PAH Multiplr: 1.00
MS Integration Params: RTEINT.P
Quant Time: Nov 27 16:20 2007 Quant Results File: 82701113.RES

Method : J:\ACQUDATA\5973A\METHODS\82701113.M (RTE Integrator)
Title : 8270 BNA ANALYSIS
Last Update : Wed Nov 14 09:03:55 2007
Response via : Initial Calibration

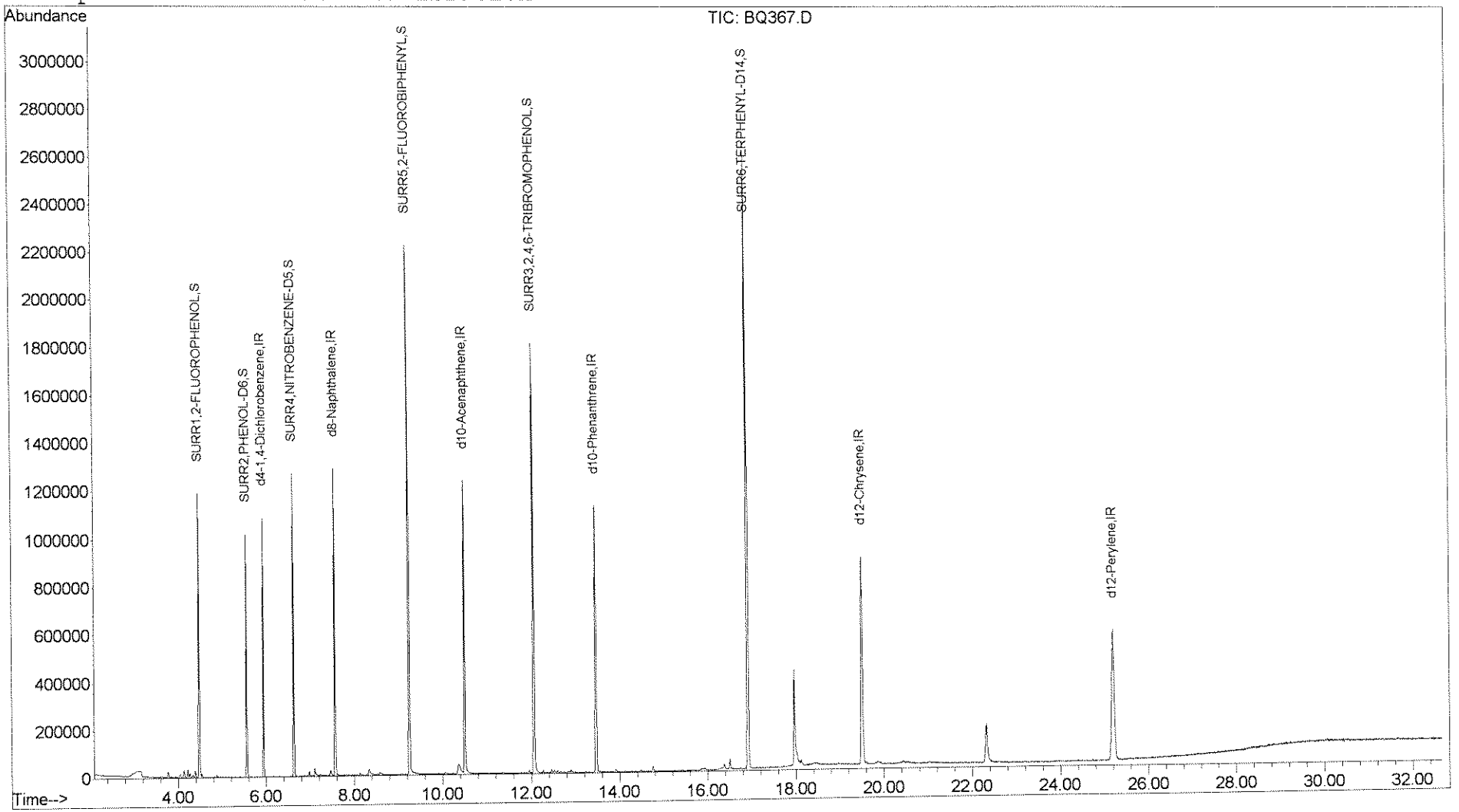

COLUMBIA ANALYTICAL SERVICES

EXTRACTABLE ORGANICS
METHOD 8270C
Reported: 12/19/07

Haley & Aldrich of New York
Project Reference: RANGER PARACORD #30603-011
Client Sample ID : MW-103

Date Sampled : 11/19/07 14:00 **Order #:** 1056300 **Sample Matrix:** WATER
Date Received: 11/20/07 **Submission #:** R2740971 **Analytical Run** 153591

ANALYTE	PQL	RESULT	UNITS
DATE EXTRACTED : 11/21/07			
DATE ANALYZED : 11/27/07			
ANALYTICAL DILUTION: 0.94			
ACENAPHTHENE	10	0.50 J	UG/L
ACENAPHTHYLENE	10	9.4 U	UG/L
ANTHRACENE	10	9.4 U	UG/L
BENZO(A)ANTHRACENE	10	9.4 U	UG/L
BENZO(A)PYRENE	10	9.4 U	UG/L
BENZO(B)FLUORANTHENE	10	9.4 U	UG/L
BENZO(G,H,I)PERYLENE	10	9.4 U	UG/L
BENZO(K)FLUORANTHENE	10	9.4 U	UG/L
INDENO(1,2,3-CD)PYRENE	10	9.4 U	UG/L
CHRYSENE	10	9.4 U	UG/L
DIBENZO(A,H)ANTHRACENE	10	9.4 U	UG/L
FLUORANTHENE	10	9.4 U	UG/L
FLUORENE	10	9.4 U	UG/L
NAPHTHALENE	10	9.4 U	UG/L
PHENANTHRENE	10	9.4 U	UG/L
PYRENE	10	9.4 U	UG/L

SURROGATE RECOVERIES	QC LIMITS		
TERPHENYL-d14	(40 - 137 %)	84	%
NITROBENZENE-d5	(38 - 105 %)	81	%
2-FLUOROBIPHENYL	(38 - 100 %)	79	%

Quantitation Report (QT Reviewed)

Data File : J:\ACQUDATA\5973A\DATA\112707\BQ368.D
Acq On : 27 Nov 2007 4:18 pm
Sample : 1056300 0.94
Misc : 11/21/2007 1.0 HA 8270.PAH
MS Integration Params: RTEINT.P
Quant Time: Nov 28 14:51 2007

Vial: 8
Operator: Z.Miao
Inst : 5973-A
Multiplr: 1.00

Quant Results File: 82701113.RES

Quant Method : J:\ACQUDATA\5...\82701113.M (RTE Integrator)
Title : 8270 BNA ANALYSIS
Last Update : Wed Nov 14 09:03:55 2007
Response via : Initial Calibration
DataAcq Meth : 82701113

Internal Standards	R.T.	QIon	Response	Conc Units	Dev(Min)
1) d4-1,4-Dichlorobenzene	5.95	152	221620	40.00 ppm	-0.01
22) d8-Naphthalene	7.57	136	837880	40.00 ppm	-0.02
39) d10-Acenaphthene	10.50	164	506529	40.00 ppm	-0.02
61) d10-Phenanthrene	13.47	188	906304	40.00 ppm	-0.02
76) d12-Chrysene	19.51	240	864326	40.00 ppm	-0.04
85) d12-Perylene	25.21	264	830770	40.00 ppm	-0.04
System Monitoring Compounds					
4) SURR1,2-FLUOROPHENOL	4.48	112	539018	87.72 ppm	-0.01
Spiked Amount 200.000	Range 17 - 74		Recovery = 43.86%		
7) SURR2,PHENOL-D6	5.56	99	485886	57.46 ppm	-0.02
Spiked Amount 200.000	Range 10 - 69		Recovery = 28.73%		
23) SURR4,NITROBENZENE-D5	6.64	82	649733	81.27 ppm	-0.01
Spiked Amount 100.000	Range 38 - 105		Recovery = 81.27%		
43) SURR5,2-FLUOROBIPHENYL	9.25	172	1332592	79.33 ppm	-0.02
Spiked Amount 100.000	Range 38 - 100		Recovery = 79.33%		
60) SURR3,2,4,6-TRIBROMOPHENOL	12.07	330	476583	149.10 ppm	-0.02
Spiked Amount 200.000	Range 41 - 135		Recovery = 74.55%		
79) SURR6,TERPHENYL-D14	16.91	244	1706498	83.64 ppm	-0.02
Spiked Amount 100.000	Range 40 - 137		Recovery = 83.64%		
Target Compounds					Qvalue
50) Acenaphthene	10.56	153	7861	0.53 ppm	98

(#) = qualifier out of range (m) = manual integration

00205

Quantitation Report

Data File : J:\ACQUDATA\5973A\DATA\112707\BQ368.D Vial: 8
Acq On : 27 Nov 2007 4:18 pm Operator: Z.Miao
Sample : 1056300 0.94 Inst : 5973-A
Misc : 11/21/2007 1.0 HA 8270.PAH Multiplr: 1.00
MS Integration Params: RTEINT.P
Quant Time: Nov 28 14:51 2007 Quant Results File: 82701113.RES

Method : J:\ACQUDATA\5973A\METHODS\82701113.M (RTE Integrator)
Title : 8270 BNA ANALYSIS
Last Update : Wed Nov 14 09:03:55 2007
Response via : Initial Calibration

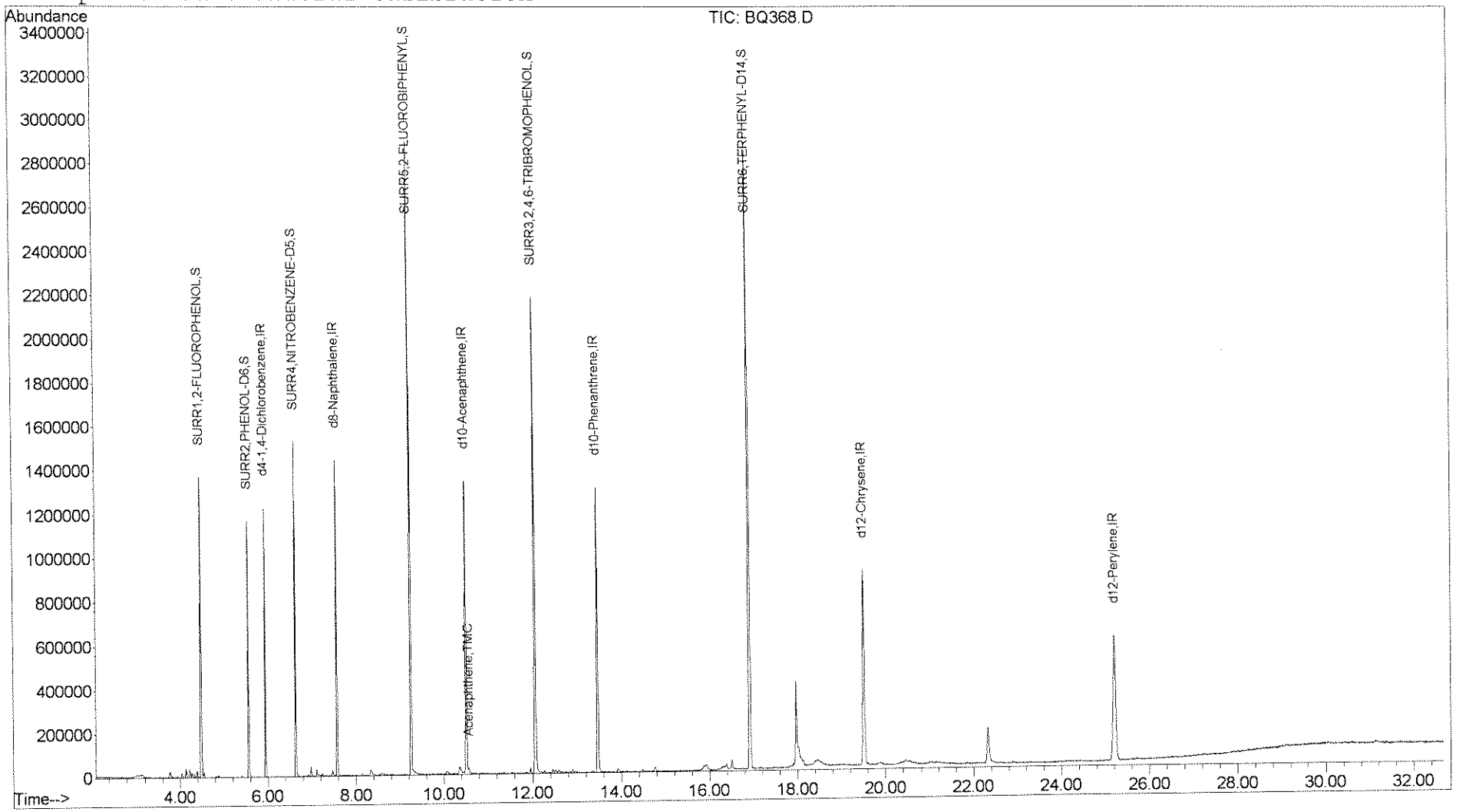

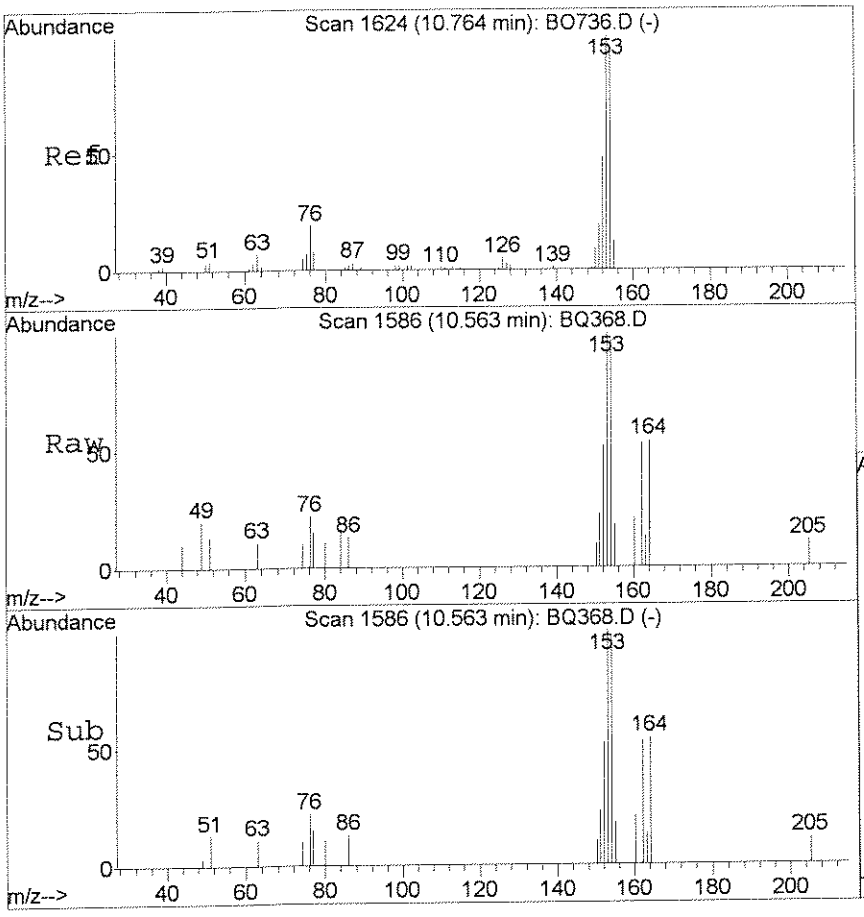

#50
Acenaphthene
Concen: 0.53 ppm
RT: 10.56 min Scan# 1586
Delta R.T. -0.02 min
Lab File: BQ368.D
Acq: 27 Nov 2007 4:18 pm

Tgt Ion:153 Resp: 7861

Ion	Ratio	Lower	Upper
153	100		
152	51.6	28.6	68.6
154	96.6	76.0	116.0

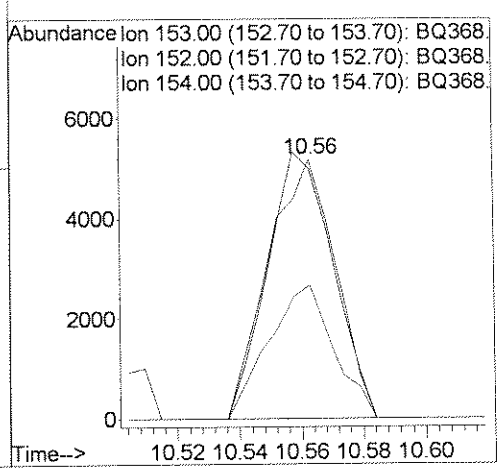

002297

COLUMBIA ANALYTICAL SERVICES

EXTRACTABLE ORGANICS
METHOD 8270C SEMIVOLATILES
Reported: 12/19/07

Haley & Aldrich of New York
Project Reference: RANGER PARACORD #30603-011
Client Sample ID : MW-104

Date Sampled : 11/19/07 15:20 **Order #:** 1056301 **Sample Matrix:** WATER
Date Received: 11/20/07 **Submission #:** R2740971 **Analytical Run** 153592

ANALYTE	PQL	RESULT	UNITS
DATE EXTRACTED : 11/21/07			
DATE ANALYZED : 11/27/07			
ANALYTICAL DILUTION: 0.94			
ACENAPHTHENE	10	9.4 U	UG/L
ACENAPHTHYLENE	10	9.4 U	UG/L
ANTHRACENE	10	9.4 U	UG/L
BENZO(A)ANTHRACENE	10	9.4 U	UG/L
BENZO(A)PYRENE	10	9.4 U	UG/L
BENZO(B)FLUORANTHENE	10	9.4 U	UG/L
BENZO(G,H,I)PERYLENE	10	9.4 U	UG/L
BENZO(K)FLUORANTHENE	10	9.4 U	UG/L
BENZYL ALCOHOL	10	9.4 U	UG/L
BUTYL BENZYL PHTHALATE	10	9.4 U	UG/L
DI-N-BUTYLPHTHALATE	10	9.4 U	UG/L
CARBAZOLE	10	9.4 U	UG/L
INDENO(1,2,3-CD)PYRENE	10	9.4 U	UG/L
4-CHLOROANILINE	10	9.4 U	UG/L
BIS(-2-CHLOROETHOXY)METHANE	10	9.4 U	UG/L
BIS(2-CHLOROETHYL)ETHER	10	9.4 U	UG/L
2-CHLORONAPHTHALENE	10	9.4 U	UG/L
2-CHLOROPHENOL	10	9.4 U	UG/L
2,2'-OXYBIS(1-CHLOROPROPANE)	10	9.4 U	UG/L
CHRYSENE	10	9.4 U	UG/L
DIBENZO(A,H)ANTHRACENE	10	9.4 U	UG/L
DIBENZOFURAN	10	9.4 U	UG/L
1,3-DICHLOROBENZENE	10	9.4 U	UG/L
1,2-DICHLOROBENZENE	10	9.4 U	UG/L
1,4-DICHLOROBENZENE	10	9.4 U	UG/L
3,3'-DICHLOROBENZIDINE	10	9.4 U	UG/L
2,4-DICHLOROPHENOL	10	9.4 U	UG/L
DIETHYLPHTHALATE	10	9.4 U	UG/L
DIMETHYL PHTHALATE	10	9.4 U	UG/L
2,4-DIMETHYLPHENOL	10	9.4 U	UG/L
2,4-DINITROPHENOL	50	47 U	UG/L
2,4-DINITROTOLUENE	10	9.4 U	UG/L
2,6-DINITROTOLUENE	10	9.4 U	UG/L
BIS(2-ETHYLHEXYL)PHTHALATE	10	9.4 U	UG/L
FLUORANTHENE	10	9.4 U	UG/L
FLUORENE	10	9.4 U	UG/L
HEXACHLOROBENZENE	10	9.4 U	UG/L
HEXACHLOROBUTADIENE	10	9.4 U	UG/L
HEXACHLOROCYCLOPENTADIENE	10	9.4 U	UG/L
HEXACHLOROETHANE	10	9.4 U	UG/L
ISOPHORONE	10	9.4 U	UG/L
2-METHYLNAPHTHALENE	10	9.4 U	UG/L
4,6-DINITRO-2-METHYLPHENOL	50	47 U	UG/L

COLUMBIA ANALYTICAL SERVICES

EXTRACTABLE ORGANICS
METHOD 8270C SEMIVOLATILES
Reported: 12/19/07

Haley & Aldrich of New York
Project Reference: RANGER PARACORD #30603-011
Client Sample ID : MW-104

Date Sampled : 11/19/07 15:20 **Order #:** 1056301 **Sample Matrix:** WATER
Date Received: 11/20/07 **Submission #:** R2740971 **Analytical Run** 153592

ANALYTE	PQL	RESULT	UNITS
DATE EXTRACTED : 11/21/07			
DATE ANALYZED : 11/27/07			
ANALYTICAL DILUTION: 0.94			
4-CHLORO-3-METHYLPHENOL	10	9.4 U	UG/L
2-METHYLPHENOL	10	9.4 U	UG/L
3+4-METHYLPHENOL	10	9.4 U	UG/L
NAPHTHALENE	10	9.4 U	UG/L
2-NITROANILINE	50	47 U	UG/L
3-NITROANILINE	50	47 U	UG/L
4-NITROANILINE	50	47 U	UG/L
NITROBENZENE	10	9.4 U	UG/L
2-NITROPHENOL	10	9.4 U	UG/L
4-NITROPHENOL	50	47 U	UG/L
N-NITROSODIMETHYLAMINE	10	9.4 U	UG/L
N-NITROSODIPHENYLAMINE	10	9.4 U	UG/L
DI-N-OCTYL PHTHALATE	10	9.4 U	UG/L
PENTACHLOROPHENOL	50	47 U	UG/L
PHENANTHRENE	10	9.4 U	UG/L
PHENOL	10	9.4 U	UG/L
4-BROMOPHENYL-PHENYLETHER	10	9.4 U	UG/L
4-CHLOROPHENYL-PHENYLETHER	10	9.4 U	UG/L
N-NITROSO-DI-N-PROPYLAMINE	10	9.4 U	UG/L
PYRENE	10	9.4 U	UG/L
1,2,4-TRICHLOROBENZENE	10	9.4 U	UG/L
2,4,6-TRICHLOROPHENOL	10	9.4 U	UG/L
2,4,5-TRICHLOROPHENOL	10	9.4 U	UG/L

SURROGATE RECOVERIES	QC LIMITS		
TERPHENYL-d14	(40 - 137 %)	83	%
NITROBENZENE-d5	(38 - 105 %)	80	%
PHENOL-d6	(10 - 69 %)	26	%
2-FLUOROBIPHENYL	(38 - 100 %)	80	%
2-FLUOROPHENOL	(17 - 74 %)	41	%
2,4,6-TRIBROMOPHENOL	(41 - 135 %)	78	%

Quantitation Report (QT Reviewed)

Data File : J:\ACQUDATA\5973A\DATA\112707\BQ369.D
Acq On : 27 Nov 2007 4:59 pm
Sample : 1056301 0.94
Misc : 11/21/2007 1.0 HA 8270.TCL
MS Integration Params: RTEINT.P
Quant Time: Nov 28 14:53 2007

Vial: 9
Operator: Z.Miao
Inst : 5973-A
Multiplr: 1.00

Quant Results File: 82701113.RES

Quant Method : J:\ACQUDATA\5...\82701113.M (RTE Integrator)
Title : 8270 BNA ANALYSIS
Last Update : Wed Nov 14 09:03:55 2007
Response via : Initial Calibration
DataAcq Meth : 82701113

Internal Standards	R.T.	QIon	Response	Conc Units	Dev(Min)
1) d4-1,4-Dichlorobenzene	5.95	152	202311	40.00 ppm	-0.01
22) d8-Naphthalene	7.57	136	752327	40.00 ppm	-0.02
39) d10-Acenaphthene	10.50	164	451279	40.00 ppm	-0.02
61) d10-Phenanthrene	13.47	188	834628	40.00 ppm	-0.02
76) d12-Chrysene	19.50	240	837219	40.00 ppm	-0.04
85) d12-Perylene	25.20	264	820199	40.00 ppm	-0.06

System Monitoring Compounds

4) SURR1,2-FLUOROPHENOL	4.49	112	459887	81.99 ppm	0.00
Spiked Amount 200.000	Range 17 - 74		Recovery = 40.99%		
7) SURR2,PHENOL-D6	5.57	99	396116	51.31 ppm	-0.01
Spiked Amount 200.000	Range 10 - 69		Recovery = 25.66%		
23) SURR4,NITROBENZENE-D5	6.63	82	576678	80.33 ppm	-0.01
Spiked Amount 100.000	Range 38 - 105		Recovery = 80.33%		
43) SURR5,2-FLUOROBIPHENYL	9.25	172	1196970	79.98 ppm	-0.02
Spiked Amount 100.000	Range 38 - 100		Recovery = 79.98%		
60) SURR3,2,4,6-TRIBROMOPHENOL	12.07	330	446185	156.42 ppm	-0.02
Spiked Amount 200.000	Range 41 - 135		Recovery = 78.21%		
79) SURR6,TERPHENYL-D14	16.92	244	1633129	82.63 ppm	-0.02
Spiked Amount 100.000	Range 40 - 137		Recovery = 82.63%		

Target Compounds Qvalue

(#) = qualifier out of range (m) = manual integration
BQ369.D 82701113.M Wed Nov 28 14:53:33 2007

00218

Quantitation Report

Data File : J:\ACQUDATA\5973A\DATA\112707\BQ369.D
Acq On : 27 Nov 2007 4:59 pm
Sample : 1056301 0.94
Misc : 11/21/2007 1.0 HA 8270.TCL
MS Integration Params: RTEINT.P
Quant Time: Nov 28 14:53 2007

Vial: 9
Operator: Z.Miao
Inst : 5973-A
Multiplr: 1.00

Quant Results File: 82701113.RES

Method : J:\ACQUDATA\5973A\METHODS\82701113.M (RTE Integrator)
Title : 8270 BNA ANALYSIS
Last Update : Wed Nov 14 09:03:55 2007
Response via : Initial Calibration

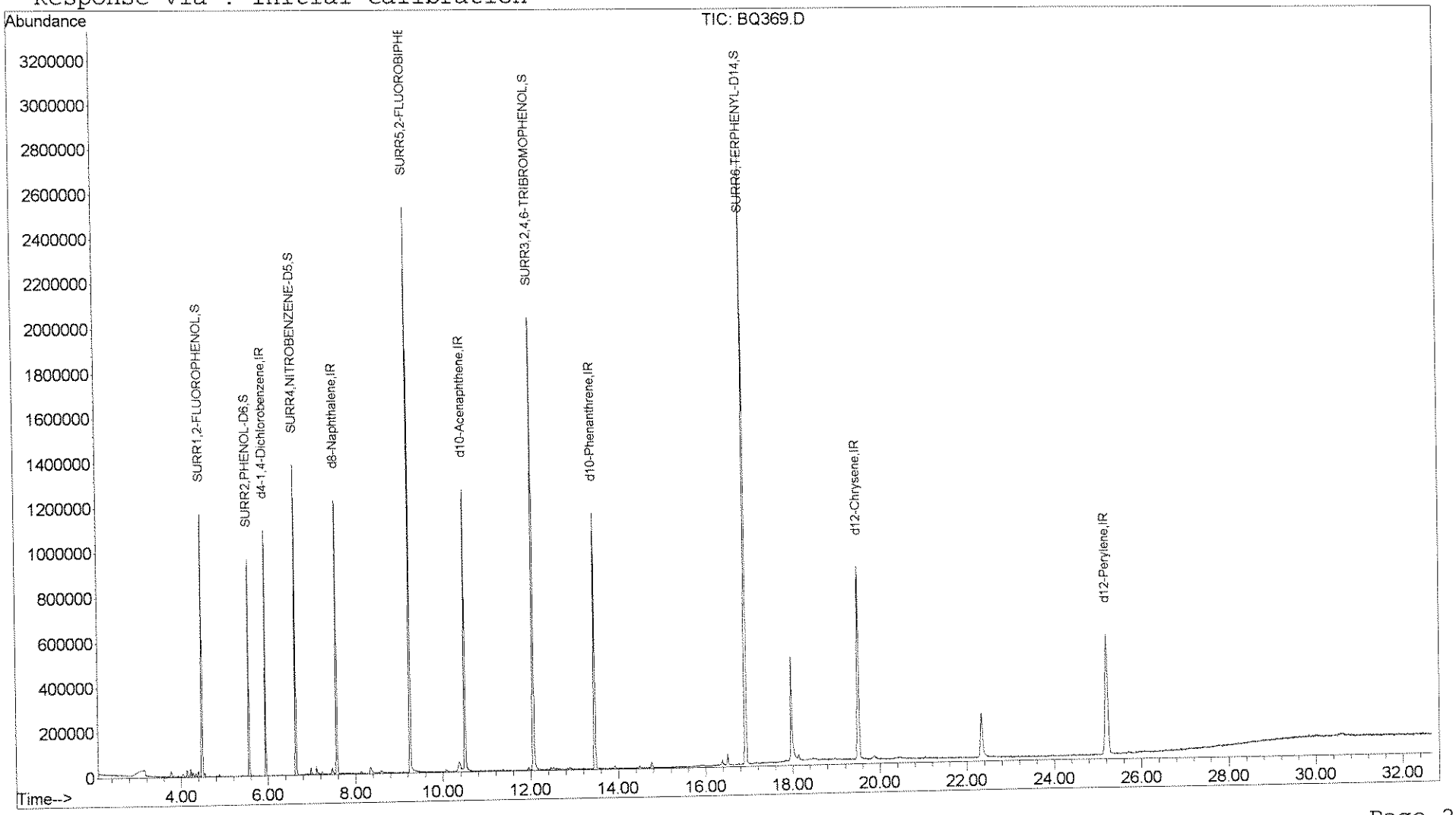

COLUMBIA ANALYTICAL SERVICES

EXTRACTABLE ORGANICS
METHOD 8270C SEMIVOLATILES
Reported: 12/19/07

Haley & Aldrich of New York
Project Reference: RANGER PARACORD #30603-011
Client Sample ID : MW-105

Date Sampled : 11/19/07 16:55 **Order #:** 1056304 **Sample Matrix:** WATER
Date Received: 11/20/07 **Submission #:** R2740971 **Analytical Run** 153592

ANALYTE	PQL	RESULT	UNITS
DATE EXTRACTED : 11/21/07			
DATE ANALYZED : 11/27/07			
ANALYTICAL DILUTION: 0.94			
ACENAPHTHENE	10	9.4 U	UG/L
ACENAPHTHYLENE	10	9.4 U	UG/L
ANTHRACENE	10	9.4 U	UG/L
BENZO(A)ANTHRACENE	10	9.4 U	UG/L
BENZO(A)PYRENE	10	9.4 U	UG/L
BENZO(B)FLUORANTHENE	10	9.4 U	UG/L
BENZO(G,H,I)PERYLENE	10	9.4 U	UG/L
BENZO(K)FLUORANTHENE	10	9.4 U	UG/L
BENZYL ALCOHOL	10	9.4 U	UG/L
BUTYL BENZYL PHTHALATE	10	9.4 U	UG/L
DI-N-BUTYLPHTHALATE	10	9.4 U	UG/L
CARBAZOLE	10	9.4 U	UG/L
INDENO(1,2,3-CD)PYRENE	10	9.4 U	UG/L
4-CHLOROANILINE	10	9.4 U	UG/L
BIS(-2-CHLOROETHOXY)METHANE	10	9.4 U	UG/L
BIS(2-CHLOROETHYL)ETHER	10	9.4 U	UG/L
2-CHLORONAPHTHALENE	10	9.4 U	UG/L
2-CHLOROPHENOL	10	9.4 U	UG/L
2,2'-OXYBIS(1-CHLOROPROPANE)	10	9.4 U	UG/L
CHRYSENE	10	9.4 U	UG/L
DIBENZO(A,H)ANTHRACENE	10	9.4 U	UG/L
DIBENZOFURAN	10	9.4 U	UG/L
1,3-DICHLOROBENZENE	10	9.4 U	UG/L
1,2-DICHLOROBENZENE	10	9.4 U	UG/L
1,4-DICHLOROBENZENE	10	9.4 U	UG/L
3,3'-DICHLOROBENZIDINE	10	9.4 U	UG/L
2,4-DICHLOROPHENOL	10	9.4 U	UG/L
DIETHYLPHTHALATE	10	9.4 U	UG/L
DIMETHYL PHTHALATE	10	9.4 U	UG/L
2,4-DIMETHYLPHENOL	10	9.4 U	UG/L
2,4-DINITROPHENOL	50	47 U	UG/L
2,4-DINITROTOLUENE	10	9.4 U	UG/L
2,6-DINITROTOLUENE	10	9.4 U	UG/L
BIS(2-ETHYLHEXYL)PHTHALATE	10	0.43 J	UG/L
FLUORANTHENE	10	9.4 U	UG/L
FLUORENE	10	9.4 U	UG/L
HEXACHLOROBENZENE	10	9.4 U	UG/L
HEXACHLOROBUTADIENE	10	9.4 U	UG/L
HEXACHLOROCYCLOPENTADIENE	10	9.4 U	UG/L
HEXACHLOROETHANE	10	9.4 U	UG/L
ISOPHORONE	10	9.4 U	UG/L
2-METHYLNAPHTHALENE	10	9.4 U	UG/L
4,6-DINITRO-2-METHYLPHENOL	50	47 U	UG/L

COLUMBIA ANALYTICAL SERVICES

EXTRACTABLE ORGANICS
METHOD 8270C SEMIVOLATILES
Reported: 12/19/07

Haley & Aldrich of New York
Project Reference: RANGER PARACORD #30603-011
Client Sample ID : MW-105

Date Sampled : 11/19/07 16:55 **Order #:** 1056304 **Sample Matrix:** WATER
Date Received: 11/20/07 **Submission #:** R2740971 **Analytical Run** 153592

ANALYTE	PQL	RESULT	UNITS
DATE EXTRACTED : 11/21/07			
DATE ANALYZED : 11/27/07			
ANALYTICAL DILUTION: 0.94			
4-CHLORO-3-METHYLPHENOL	10	9.4 U	UG/L
2-METHYLPHENOL	10	9.4 U	UG/L
3+4-METHYLPHENOL	10	9.4 U	UG/L
NAPHTHALENE	10	9.4 U	UG/L
2-NITROANILINE	50	47 U	UG/L
3-NITROANILINE	50	47 U	UG/L
4-NITROANILINE	50	47 U	UG/L
NITROBENZENE	10	9.4 U	UG/L
2-NITROPHENOL	10	9.4 U	UG/L
4-NITROPHENOL	50	47 U	UG/L
N-NITROSODIMETHYLAMINE	10	9.4 U	UG/L
N-NITROSODIPHENYLAMINE	10	9.4 U	UG/L
DI-N-OCTYL PHTHALATE	10	9.4 U	UG/L
PENTACHLOROPHENOL	50	47 U	UG/L
PHENANTHRENE	10	0.63 J	UG/L
PHENOL	10	9.4 U	UG/L
4-BROMOPHENYL-PHENYLETHER	10	9.4 U	UG/L
4-CHLOROPHENYL-PHENYLETHER	10	9.4 U	UG/L
N-NITROSO-DI-N-PROPYLAMINE	10	9.4 U	UG/L
PYRENE	10	9.4 U	UG/L
1,2,4-TRICHLOROBENZENE	10	9.4 U	UG/L
2,4,6-TRICHLOROPHENOL	10	9.4 U	UG/L
2,4,5-TRICHLOROPHENOL	10	9.4 U	UG/L

SURROGATE RECOVERIES	QC LIMITS		
TERPHENYL-d14	(40 - 137 %)	82	%
NITROBENZENE-d5	(38 - 105 %)	81	%
PHENOL-d6	(10 - 69 %)	27	%
2-FLUOROBIPHENYL	(38 - 100 %)	79	%
2-FLUOROPHENOL	(17 - 74 %)	42	%
2,4,6-TRIBROMOPHENOL	(41 - 135 %)	76	%

Quantitation Report (QT Reviewed)

Data File : J:\ACQUDATA\5973A\DATA\112707\BQ372.D
Acq On : 27 Nov 2007 7:02 pm
Sample : 1056304 0.94
Misc : 11/21/2007 1.0 HA 8270.TCL
MS Integration Params: RTEINT.P
Quant Time: Nov 28 15:02 2007

Vial: 12
Operator: Z.Miao
Inst : 5973-A
Multiplr: 1.00

Quant Results File: 82701113.RES

Quant Method : J:\ACQUDATA\5...\82701113.M (RTE Integrator)
Title : 8270 BNA ANALYSIS
Last Update : Wed Nov 14 09:03:55 2007
Response via : Initial Calibration
DataAcq Meth : 82701113

Internal Standards	R.T.	QIon	Response	Conc	Units	Dev(Min)
1) d4-1,4-Dichlorobenzene	5.95	152	214597	40.00	ppm	0.00
22) d8-Naphthalene	7.57	136	789987	40.00	ppm	-0.01
39) d10-Acenaphthene	10.50	164	469200	40.00	ppm	-0.02
61) d10-Phenanthrene	13.47	188	846599	40.00	ppm	-0.02
76) d12-Chrysene	19.51	240	824617	40.00	ppm	-0.04
85) d12-Perylene	25.21	264	810585	40.00	ppm	-0.05

System Monitoring Compounds						
4) SURR1,2-FLUOROPHENOL	4.49	112	494770	83.15	ppm	0.00
Spiked Amount 200.000	Range 17 - 74		Recovery = 41.58%			
7) SURR2,PHENOL-D6	5.56	99	439065	53.62	ppm	-0.01
Spiked Amount 200.000	Range 10 - 69		Recovery = 26.81%			
23) SURR4,NITROBENZENE-D5	6.63	82	608297	80.70	ppm	-0.01
Spiked Amount 100.000	Range 38 - 105		Recovery = 80.70%			
43) SURR5,2-FLUOROBIPHENYL	9.25	172	1228580	78.96	ppm	-0.01
Spiked Amount 100.000	Range 38 - 100		Recovery = 78.96%			
60) SURR3,2,4,6-TRIBROMOPHENOL	12.07	330	448186	151.29	ppm	-0.02
Spiked Amount 200.000	Range 41 - 135		Recovery = 75.64%			
79) SURR6,TERPHENYL-D14	16.92	244	1600356	82.21	ppm	-0.02
Spiked Amount 100.000	Range 40 - 137		Recovery = 82.21%			

Target Compounds						Qvalue
71) Phenanthrene	13.52	178	14605	0.67	ppm	99
84) bis(2-Ethylhexyl)phthalate	19.60	149	6174	0.46	ppm	88

(#) = qualifier out of range (m) = manual integration

00214

Quantitation Report

Data File : J:\ACQUDATA\5973A\DATA\112707\BQ372.D Vial: 12
Acq On : 27 Nov 2007 7:02 pm Operator: Z.Miao
Sample : 1056304 0.94 Inst : 5973-A
Misc : 11/21/2007 1.0 HA 8270.TCL Multiplr: 1.00
MS Integration Params: RTEINT.P
Quant Time: Nov 28 15:02 2007 Quant Results File: 82701113.RES

Method : J:\ACQUDATA\5973A\METHODS\82701113.M (RTE Integrator)
Title : 8270 BNA ANALYSIS
Last Update : Wed Nov 14 09:03:55 2007
Response via : Initial Calibration

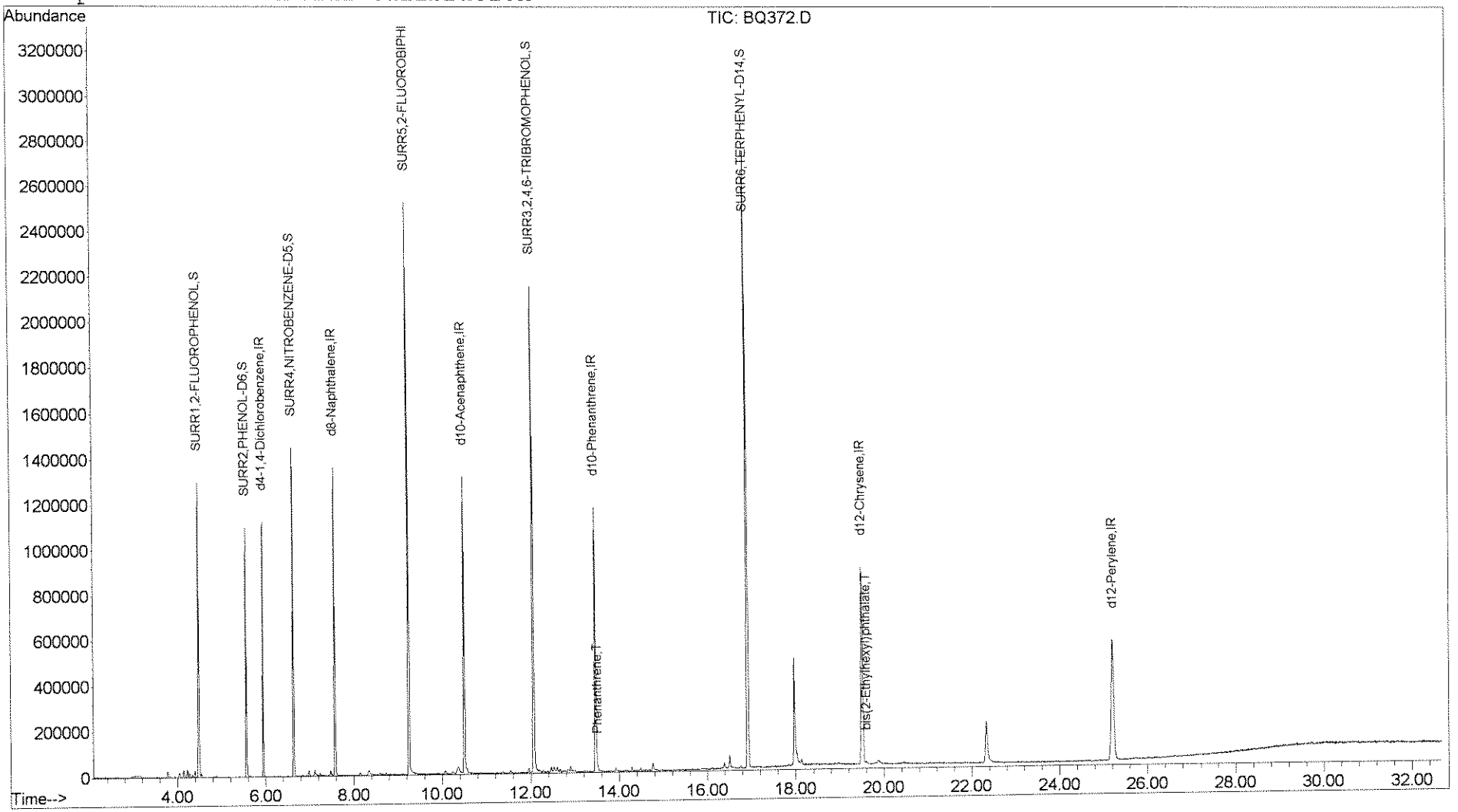

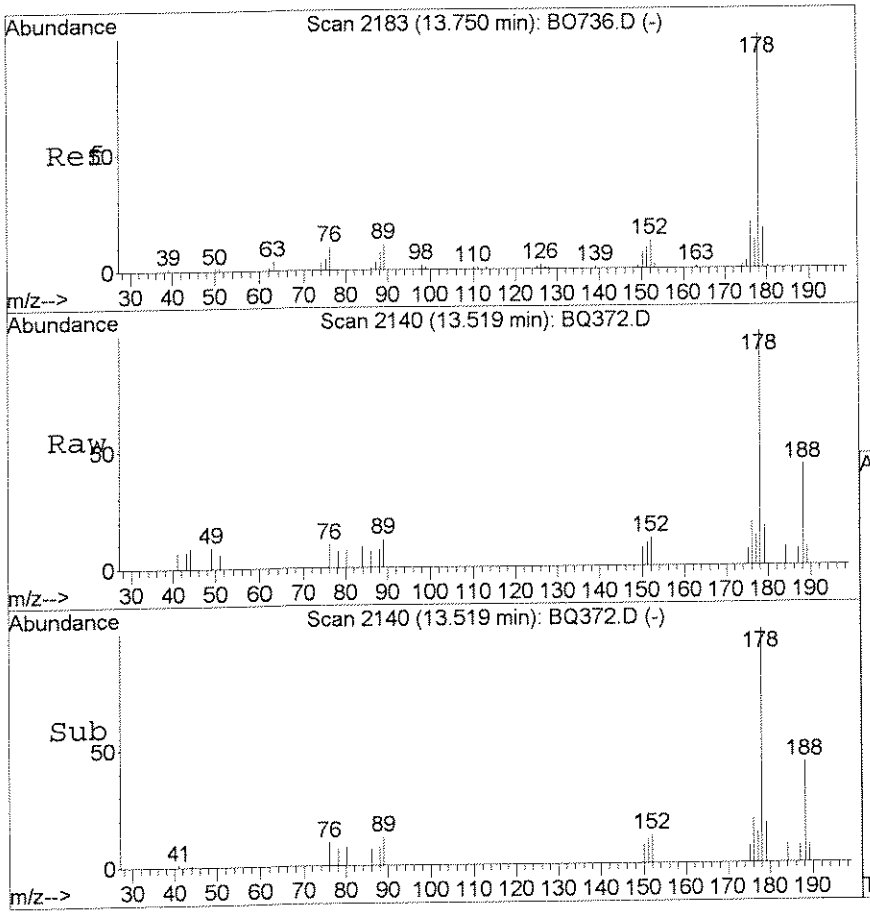

#71
Phenanthrene
Concen: 0.67 ppm
RT: 13.52 min Scan# 2140
Delta R.T. -0.02 min
Lab File: BQ372.D
Acq: 27 Nov 2007 7:02 pm

Tgt Ion:178 Resp: 14605

Ion	Ratio	Lower	Upper
178	100		
179	17.5	0.0	37.4
176	19.4	0.4	40.4

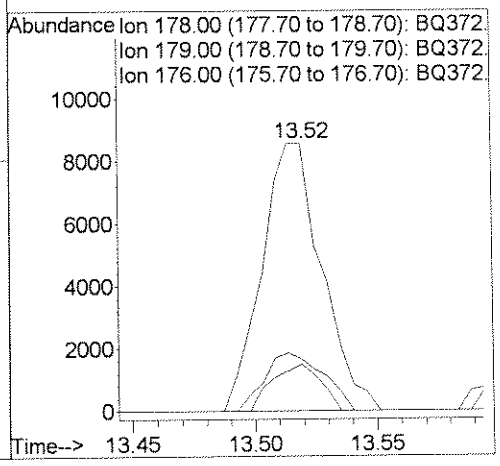

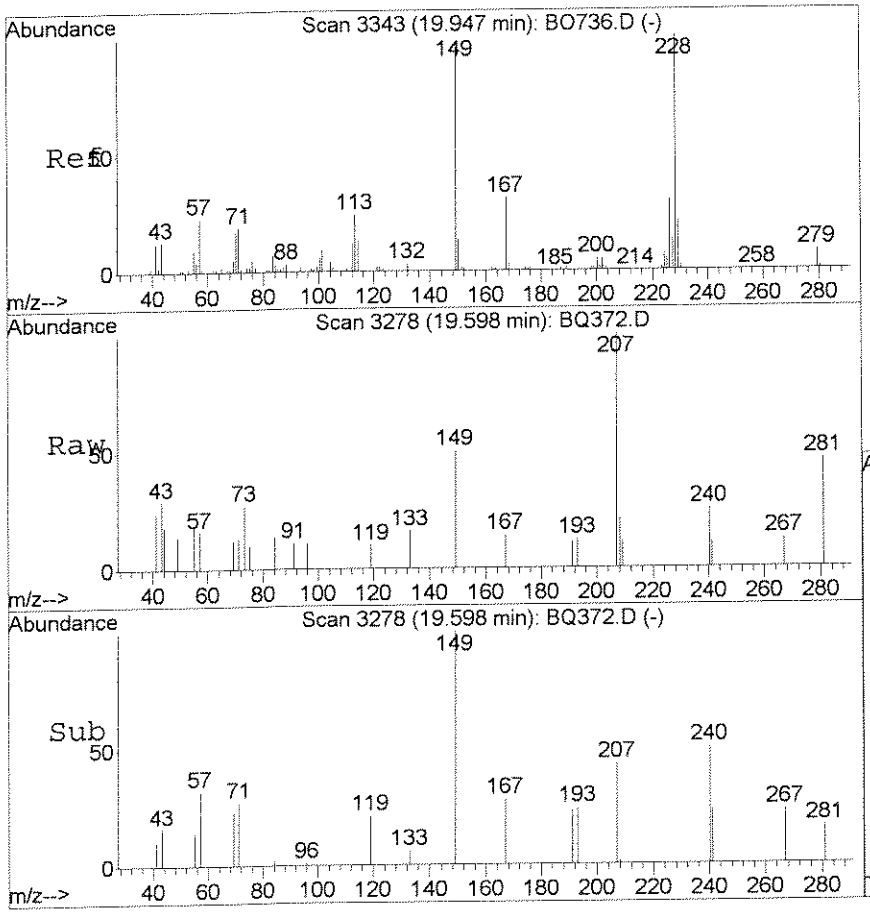

#84
bis(2-Ethylhexyl)phthalate
Concen: 0.46 ppm
RT: 19.60 min Scan# 3278
Delta R.T. -0.03 min
Lab File: BQ372.D
Acq: 27 Nov 2007 7:02 pm

Tgt Ion:149 Resp: 6174

Ion	Ratio	Lower	Upper
149	100		
167	28.4	11.7	51.7
279	0.0	0.0	31.0

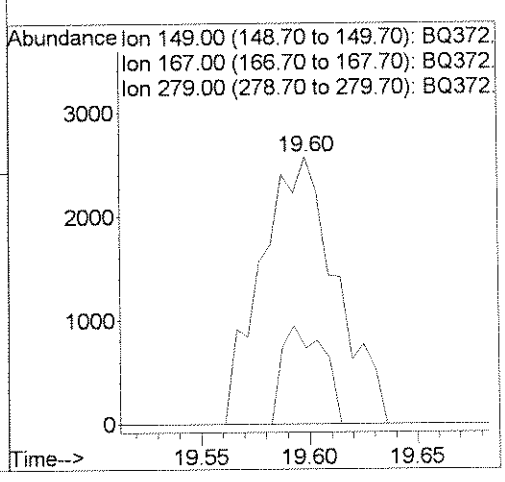

SEMIVOLATILE ORGANICS

STANDARDS DATA

Response Factor Report 5973-A

Method : J:\ACQUDATA\5973A\METHODS\82701113.M (RTE Integrator)
Title : 8270 BNA ANALYSIS
Last Update : Wed Nov 14 09:03:55 2007
Response via : Initial Calibration

Calibration Files
10 =BQ202.D 50 =BQ203.D 80 =BQ204.D
100 =BQ205.D 120 =BQ206.D 160 =BQ207.D

		Compound	10	50	80	100	120	160	Avg	%RSD
1)	IR	d4-1,4-Dichlorobenzen	ISTD							
2)	T	Pyridine	0.993	1.035	1.007	1.000	0.968	0.945	0.991	3.18
3)	T	N-Nitrosodimethylam	0.564	0.567	0.557	0.558	0.544	0.531	0.554	2.41
4)	S	SURR1,2-FLUOROPHENO	1.110	1.168	1.134	1.108	1.074	1.061	1.109	3.52
5)	T	Benzaldehyde		0.786	0.578	0.476	0.387	0.280	0.501	38.55 AU
6)	T	Aniline	1.964	1.967	1.840	1.783	1.703	1.691	1.825	6.68
7)	S	SURR2,PHENOL-D6	1.582	1.651	1.545	1.514	1.450	1.417	1.526	5.63
8)	TMC	Phenol	1.851	1.843	1.702	1.647	1.570	1.535	1.692	7.91
9)	T	bis(2-Clethyl)Ether	1.282	1.321	1.255	1.236	1.196	1.177	1.245	4.31
10)	TM	2-Chlorophenol	1.321	1.397	1.316	1.309	1.235	1.218	1.299	5.02
11)	T	1,3-Diclbenzene	1.623	1.611	1.540	1.538	1.472	1.441	1.538	4.73
12)	TMC	1,4-Dichlorobenzene	1.640	1.636	1.550	1.536	1.481	1.443	1.547	5.16
13)	T	1,2-Diclbenzene	1.523	1.536	1.450	1.457	1.404	1.400	1.462	3.93
14)	T	Benzyl Alcohol	1.012	1.168	1.110	1.093	1.053	1.064	1.083	4.94
15)	T	2,2'-oxybis(1-Chlor	1.594	1.579	1.453	1.404	1.337	1.232	1.433	9.78
16)	T	2-Methylphenol	1.221	1.285	1.212	1.207	1.165	1.148	1.206	3.99
17)	T	Acetophenone	1.845	1.947	1.782	1.751	1.656	1.625	1.768	6.75
18)	TMP	N-Nitroso-Di-n-prop	0.969	1.015	0.950	0.945	0.905	0.909	0.949	4.30
19)	T	Hexachloroethane	0.597	0.639	0.627	0.626	0.614	0.616	0.620	2.30
20)	T	4-Methylphenol	1.300	1.361	1.272	1.255	1.208	1.184	1.263	5.07
21)	T	1-Methyl-2-pyrrolid	0.822	0.928	0.870	0.858	0.833	0.873	0.864	4.32
22)	IR	d8-Naphthalene	ISTD							
23)	S	SURR4,NITROBENZENE-	0.376	0.395	0.390	0.383	0.374	0.372	0.382	2.45
24)	T	Nitrobenzene	0.407	0.404	0.388	0.381	0.370	0.365	0.386	4.47
25)	T	Isophorone	0.587	0.632	0.596	0.596	0.570	0.557	0.590	4.39
26)	TC	2-Nitrophenol	0.164	0.203	0.206	0.208	0.204	0.208	0.199	8.70
27)	T	Benzoic Acid		0.105	0.148	0.152	0.163	0.185	0.151	19.45 LK
28)	T	2,4-Dimethylphenol	0.358	0.359	0.341	0.339	0.325	0.329	0.342	4.15
29)	T	bis(-2-Chloroethoxy	0.427	0.435	0.416	0.410	0.395	0.396	0.413	3.94
30)	TC	2,4-Dichlorophenol	0.281	0.309	0.307	0.304	0.293	0.299	0.299	3.52
31)	TM	1,2,4-Trichlorobenz	0.363	0.351	0.346	0.345	0.334	0.339	0.346	2.88
32)	T	Naphthalene	1.118	1.067	0.996	0.965	0.930	0.867	0.990	9.22
33)	T	4-Chloroaniline	0.416	0.432	0.417	0.409	0.398	0.397	0.412	3.21
34)	TC	Hexachlorobutadiene	0.203	0.213	0.218	0.219	0.211	0.219	0.214	2.95
35)	TMC	4-Chloro-3-methylph	0.290	0.318	0.304	0.298	0.295	0.300	0.301	3.22
36)	T	Caprolactam	0.081	0.116	0.116	0.113	0.113	0.115	0.109	12.81
37)	T	2-Methylnaphthalene	0.708	0.718	0.684	0.669	0.649	0.639	0.678	4.62
38)	T	1-Methylnaphthalene	0.742	0.743	0.706	0.684	0.663	0.653	0.698	5.53
39)	IR	d10-Acenaphthene	ISTD							
40)	TP	Hexachlorocyclopent	0.181	0.306	0.343	0.361	0.353	0.380	0.321	22.72 LK
41)	TC	2,4,6-Trichlorophen	0.310	0.382	0.386	0.391	0.384	0.397	0.375	8.59

(#) = Out of Range

09218

Response Factor Report 5973-A

Method : J:\ACQUDATA\5973A\METHODS\82701113.M (RTE Integrator)
Title : 8270 BNA ANALYSIS
Last Update : Wed Nov 14 09:03:55 2007
Response via : Initial Calibration

Calibration Files
10 =BQ202.D 50 =BQ203.D 80 =BQ204.D
100 =BQ205.D 120 =BQ206.D 160 =BQ207.D

		Compound	10	50	80	100	120	160	Avg	%RSD	
42)	T	2,4,5-Trichlorophen	0.327	0.394	0.404	0.411	0.400	0.419	0.393	8.44	
43)	S	SURR5,2-FLUOROBIPHE	1.402	1.375	1.322	1.324	1.279	1.257	1.327	4.15	
44)	T	1,1'-Biphenyl	1.612	1.599	1.543	1.527	1.472	1.417	1.528	4.88	
45)	T	2-Chloronaphthalene	1.146	1.150	1.125	1.118	1.085	1.079	1.117	2.68	
46)	T	2-Nitroaniline		0.352	0.348	0.349	0.343	0.346	0.348	0.94	
47)	T	Acenaphthylene	1.732	1.789	1.717	1.680	1.628	1.579	1.687	4.47	
48)	T	Dimethyl phthalate	1.215	1.288	1.235	1.232	1.211	1.197	1.230	2.58	
49)	T	2,6-Dinitrotoluene	0.281	0.316	0.314	0.312	0.310	0.313	0.308	4.31	
50)	TMC	Acenaphthene	1.199	1.208	1.168	1.163	1.135	1.121	1.166	2.94	
51)	T	3-Nitroaniline		0.337	0.332	0.327	0.326	0.324	0.329	1.55	
52)	TP	2,4-Dinitrophenol		0.062	0.102	0.110	0.125	0.139	0.108	26.97	L
53)	T	Dibenzofuran	1.692	1.696	1.624	1.588	1.552	1.501	1.609	4.82	
54)	TM	2,4-Dinitrotoluene	0.337	0.401	0.393	0.389	0.390	0.389	0.383	6.09	
55)	TMP	4-Nitrophenol		0.223	0.228	0.224	0.231	0.232	0.228	1.73	
56)	T	Fluorene	1.372	1.397	1.341	1.319	1.302	1.285	1.336	3.22	
57)	T	4-Chlorophenyl-phen	0.690	0.691	0.674	0.682	0.677	0.695	0.685	1.24	
58)	T	Diethylphthalate	1.205	1.276	1.215	1.209	1.188	1.160	1.209	3.17	
59)	T	4-Nitroaniline		0.327	0.321	0.307	0.291	0.301	0.309	4.65	
60)	S	SURR3,2,4,6-TRIBROM	0.158	0.235	0.240	0.246	0.249	0.256	0.230	15.76	L
61)	IR	d10-Phenanthrene	----------ISTD----------								
62)	T	1-Phenyl-1(4-methyl	0.471	0.485	0.490	0.499	0.486	0.505	0.489	2.39	
63)	T	4,6-Dinitro-2-methy		0.109	0.123	0.124	0.131	0.140	0.125	9.16	
64)	T	1,2 Diphenylhydrazi	0.770	0.773	0.765	0.767	0.737	0.726	0.756	2.63	
65)	TC	N-Nitrosodiphenylam	0.615	0.619	0.623	0.623	0.608	0.617	0.618	0.92	
66)	T	4-Bromophenyl-pheny	0.224	0.236	0.241	0.245	0.239	0.251	0.239	3.80	
67)	T	1-Phenyl-1(2,4-dime	0.570	0.588	0.595	0.608	0.591	0.606	0.593	2.34	
68)	T	Hexachlorobenzene	0.255	0.268	0.270	0.274	0.274	0.284	0.271	3.49	
69)	T	Atrazine	0.108	0.118	0.118	0.120	0.118	0.122	0.117	4.18	
70)	TCM	Pentachlorophenol		0.067	0.088	0.099	0.104	0.119	0.095	20.38	L
71)	T	Phenanthrene	1.081	1.071	1.037	1.024	1.001	0.979	1.032	3.85	
72)	T	Anthracene	1.046	1.066	1.043	1.035	0.997	0.980	1.028	3.16	
73)	T	Carbazole	0.949	0.960	0.936	0.914	0.878	0.875	0.919	3.92	
74)	T	Di-n-butylphthalate	0.972	1.128	1.103	1.071	1.059	1.025	1.060	5.29	
75)	TC	Fluoranthene	1.107	1.152	1.122	1.079	1.074	1.034	1.095	3.79	
76)	IR	d12-Chrysene	----------ISTD----------								
77)	T	Benzidine		0.495	0.389	0.358	0.294	0.250	0.357	26.37	(#)
78)	TM	Pyrene	1.220	1.177	1.115	1.159	1.094	1.076	1.140	4.79	
79)	S	SURR6,TERPHENYL-D14	0.982	0.970	0.926	0.961	0.916	0.910	0.944	3.27	
80)	T	Butyl benzyl phthal	0.419	0.495	0.493	0.510	0.498	0.509	0.487	7.05	
81)	T	3,3'-Dichlorobenzid	0.363	0.462	0.454	0.451	0.435	0.435	0.433	8.32	
82)	T	Benzo(a)anthracene	1.139	1.187	1.163	1.160	1.135	1.134	1.153	1.81	
83)	T	Chrysene	1.111	1.135	1.111	1.118	1.104	1.109	1.115	0.98	

(#) = Out of Range

00219

Response Factor Report 5973-A

Method : J:\ACQUDATA\5973A\METHODS\82701113.M (RTE Integrator)
Title : 8270 BNA ANALYSIS
Last Update : Wed Nov 14 09:03:55 2007
Response via : Initial Calibration

Calibration Files
10 =BQ202.D 50 =BQ203.D 80 =BQ204.D
100 =BQ205.D 120 =BQ206.D 160 =BQ207.D

		Compound	10	50	80	100	120	160	Avg	%RSD
84)	T	bis(2-Ethylhexyl)ph	0.510	0.657	0.661	0.679	0.683	0.711	0.650	10.98
85)	IR	d12-Perylene	----------ISTD----------							
86)	TC	Di-n-octyl phthalat	0.808	1.136	1.102	1.093	1.103	1.148	1.065	11.98
87)	T	Benzo(b)Fluoranthen	1.242	1.335	1.258	1.264	1.267	1.295	1.277	2.61
88)	T	Benzo(k)fluoranthen	1.273	1.288	1.238	1.212	1.199	1.178	1.231	3.49
89)	TC	Benzo(a)pyrene	1.069	1.215	1.210	1.207	1.186	1.197	1.181	4.72
90)	T	Indeno(1,2,3-cd)Pyr	1.544	1.679	1.679	1.734	1.687	1.683	1.668	3.83
91)	T	Dibenz(a,h)anthrace	1.352	1.428	1.427	1.468	1.426	1.405	1.418	2.70
92)	T	Benzo(g,h,i)perylen	1.353	1.441	1.437	1.491	1.447	1.436	1.434	3.13

(#) = Out of Range

Evaluate Continuing Calibration Report

Data File : J:\ACQUDATA\5973A\DATA\111307\BQ204.D Vial: 5
Acq On : 13 Nov 2007 5:04 pm Operator: Z.Miao
Sample : Initial Calibration Inst : 5973-A
Misc : 80 PPM STD 8270/625 Multiplr: 1.00
MS Integration Params: RTEINT.P

Method : J:\ACQUDATA\5973A\METHODS\82701113.M (RTE Integrator)
Title : 8270 BNA ANALYSIS
Last Update : Wed Nov 14 09:03:55 2007
Response via : Multiple Level Calibration

Min. RRF : 0.050 Min. Rel. Area : 50% Max. R.T. Dev 0.50min
Max. RRF Dev : 20% Max. Rel. Area : 200%

		Compound	AvgRF	CCRF	%Dev	Area%	Dev(min)
1	IR	d4-1,4-Dichlorobenzene	1.000	1.000	0.0	100	0.00
2	T	Pyridine	0.991	1.007	-1.6	100	0.00
3	T	N-Nitrosodimethylamine	0.554	0.557	-0.5	100	0.00
4	S	SURR1,2-FLUOROPHENOL	1.109	1.134	-2.3	100	0.00
5	T	Benzaldehyde	0.501	0.578	-15.4	100	0.00
6	T	Aniline	1.825	1.840	-0.8	100	0.00
7	S	SURR2,PHENOL-D6	1.526	1.545	-1.2	100	0.00
8	TMC	Phenol	1.692	1.702	-0.6	100	0.00
9	T	bis(2-Clethyl)Ether	1.245	1.255	-0.8	100	0.00
10	TM	2-Chlorophenol	1.299	1.316	-1.3	100	0.00
11	T	1,3-Diclbenzene	1.538	1.540	-0.1	100	0.00
12	TMC	1,4-Dichlorobenzene	1.547	1.550	-0.2	100	0.00
13	T	1,2-Diclbenzene	1.462	1.450	0.8	100	0.00
14	T	Benzyl Alcohol	1.083	1.110	-2.5	100	0.00
15	T	2,2'-oxybis(1-Chloropropane	1.433	1.453	-1.4	100	0.00
16	T	2-Methylphenol	1.206	1.212	-0.5	100	0.00
17	T	Acetophenone	1.768	1.782	-0.8	100	0.00
18	TMP	N-Nitroso-Di-n-propylamine	0.949	0.950	-0.1	100	0.00
19	T	Hexachloroethane	0.620	0.627	-1.1	100	0.00
20	T	4-Methylphenol	1.263	1.272	-0.7	100	0.00
21	T	1-Methyl-2-pyrrolidinone	0.864	0.870	-0.7	100	0.00
22	IR	d8-Naphthalene	1.000	1.000	0.0	100	0.00
23	S	SURR4,NITROBENZENE-D5	0.382	0.390	-2.1	100	0.00
24	T	Nitrobenzene	0.386	0.388	-0.5	100	0.00
25	T	Isophorone	0.590	0.596	-1.0	100	0.00
26	TC	2-Nitrophenol	0.199	0.206	-3.5	100	0.00
27	T	Benzoic Acid	0.151	0.148	2.0	100	0.00
28	T	2,4-Dimethylphenol	0.342	0.341	0.3	100	0.00
29	T	bis(-2-Chloroethoxy)Methane	0.413	0.416	-0.7	100	0.00
30	TC	2,4-Dichlorophenol	0.299	0.307	-2.7	100	0.00
31	TM	1,2,4-Trichlorobenzene	0.346	0.346	0.0	100	0.00
32	T	Naphthalene	0.990	0.996	-0.6	100	0.00
33	T	4-Chloroaniline	0.412	0.417	-1.2	100	0.00
34	TC	Hexachlorobutadiene	0.214	0.218	-1.9	100	0.00
35	TMC	4-Chloro-3-methylphenol	0.301	0.304	-1.0	100	0.00
36	T	Caprolactam	0.109	0.116	-6.4	100	0.00
37	T	2-Methylnaphthalene	0.678	0.684	-0.9	100	0.00
38	T	1-Methylnaphthalene	0.698	0.706	-1.1	100	0.00
39	IR	d10-Acenaphthene	1.000	1.000	0.0	100	0.00

(#) = Out of Range

00221

Evaluate Continuing Calibration Report

Data File : J:\ACQUDATA\5973A\DATA\111307\BQ204.D Vial: 5
Acq On : 13 Nov 2007 5:04 pm Operator: Z.Miao
Sample : Initial Calibration Inst : 5973-A
Misc : 80 PPM STD 8270/625 Multiplr: 1.00
MS Integration Params: RTEINT.P

Method : J:\ACQUDATA\5973A\METHODS\82701113.M (RTE Integrator)
Title : 8270 BNA ANALYSIS
Last Update : Wed Nov 14 09:03:55 2007
Response via : Multiple Level Calibration

Min. RRF : 0.050 Min. Rel. Area : 50% Max. R.T. Dev 0.50min
Max. RRF Dev : 20% Max. Rel. Area : 200%

		Compound	AvgRF	CCRF	%Dev	Area%	Dev(min)
40	TP	Hexachlorocyclopentadiene	0.321	0.343	-6.9	100	0.00
41	TC	2,4,6-Trichlorophenol	0.375	0.386	-2.9	100	0.00
42	T	2,4,5-Trichlorophenol	0.393	0.404	-2.8	100	0.00
43	S	SURR5,2-FLUOROBIPHENYL	1.327	1.322	0.4	100	0.00
44	T	1,1'-Biphenyl	1.528	1.543	-1.0	100	0.00
45	T	2-Chloronaphthalene	1.117	1.125	-0.7	100	0.00
46	T	2-Nitroaniline	0.348	0.348	0.0	100	0.00
47	T	Acenaphthylene	1.687	1.717	-1.8	100	0.00
48	T	Dimethyl phthalate	1.230	1.235	-0.4	100	0.00
49	T	2,6-Dinitrotoluene	0.308	0.314	-1.9	100	0.00
50	TMC	Acenaphthene	1.166	1.168	-0.2	100	0.00
51	T	3-Nitroaniline	0.329	0.332	-0.9	100	0.00
52	TP	2,4-Dinitrophenol	0.108	0.102	5.6	100	0.00
53	T	Dibenzofuran	1.609	1.624	-0.9	100	0.00
54	TM	2,4-Dinitrotoluene	0.383	0.393	-2.6	100	0.00
55	TMP	4-Nitrophenol	0.228	0.228	0.0	100	0.00
56	T	Fluorene	1.336	1.341	-0.4	100	0.00
57	T	4-Chlorophenyl-phenylether	0.685	0.674	1.6	100	0.00
58	T	Diethylphthalate	1.209	1.215	-0.5	100	0.00
59	T	4-Nitroaniline	0.309	0.321	-3.9	100	0.00
60	S	SURR3,2,4,6-TRIBROMOPHENOL	0.230	0.240	-4.3	100	0.00
61	IR	d10-Phenanthrene	1.000	1.000	0.0	100	0.00
62	T	1-Phenyl-1(4-methyl-phenyl)	0.489	0.490	-0.2	100	0.00
63	T	4,6-Dinitro-2-methylphenol	0.125	0.123	1.6	100	0.00
64	T	1,2 Diphenylhydrazine	0.756	0.765	-1.2	100	0.00
65	TC	N-Nitrosodiphenylamine	0.618	0.623	-0.8	100	0.00
66	T	4-Bromophenyl-phenylether	0.239	0.241	-0.8	100	0.00
67	T	1-Phenyl-1(2,4-dimethylphen	0.593	0.595	-0.3	100	0.00
68	T	Hexachlorobenzene	0.271	0.270	0.4	100	0.00
69	T	Atrazine	0.117	0.118	-0.9	100	0.00
70	TCM	Pentachlorophenol	0.095	0.088	7.4	100	0.00
71	T	Phenanthrene	1.032	1.037	-0.5	100	0.00
72	T	Anthracene	1.028	1.043	-1.5	100	0.00
73	T	Carbazole	0.919	0.936	-1.8	100	0.00
74	T	Di-n-butylphthalate	1.060	1.103	-4.1	100	0.00
75	TC	Fluoranthene	1.095	1.122	-2.5	100	0.00
76	IR	d12-Chrysene	1.000	1.000	0.0	100	0.00
77	T	Benzidine	0.357	0.389	-9.0	100	0.00
78	TM	Pyrene	1.140	1.115	2.2	100	0.00

(#) = Out of Range

00222

Evaluate Continuing Calibration Report

Data File : J:\ACQUDATA\5973A\DATA\111307\BQ204.D Vial: 5
Acq On : 13 Nov 2007 5:04 pm Operator: Z.Miao
Sample : Initial Calibration Inst : 5973-A
Misc : 80 PPM STD 8270/625 Multiplr: 1.00
MS Integration Params: RTEINT.P

Method : J:\ACQUDATA\5973A\METHODS\82701113.M (RTE Integrator)
Title : 8270 BNA ANALYSIS
Last Update : Wed Nov 14 09:03:55 2007
Response via : Multiple Level Calibration

Min. RRF : 0.050 Min. Rel. Area : 50% Max. R.T. Dev 0.50min
Max. RRF Dev : 20% Max. Rel. Area : 200%

		Compound	AvgRF	CCRF	%Dev	Area%	Dev(min)
79	S	SURR6,TERPHENYL-D14	0.944	0.926	1.9	100	0.00
80	T	Butyl benzyl phthalate	0.487	0.493	-1.2	100	0.00
81	T	3,3'-Dichlorobenzidine	0.433	0.454	-4.8	100	0.00
82	T	Benzo(a)anthracene	1.153	1.163	-0.9	100	0.00
83	T	Chrysene	1.115	1.111	0.4	100	0.00
84	T	bis(2-Ethylhexyl)phthalate	0.650	0.661	-1.7	100	0.00
85	IR	d12-Perylene	1.000	1.000	0.0	100	0.00
86	TC	Di-n-octyl phthalate	1.065	1.102	-3.5	100	0.00
87	T	Benzo(b)Fluoranthene	1.277	1.258	1.5	100	0.00
88	T	Benzo(k)fluoranthene	1.231	1.238	-0.6	100	0.00
89	TC	Benzo(a)pyrene	1.181	1.210	-2.5	100	0.00
90	T	Indeno(1,2,3-cd)Pyrene	1.668	1.679	-0.7	100	0.00
91	T	Dibenz(a,h)anthracene	1.418	1.427	-0.6	100	0.00
92	T	Benzo(g,h,i)perylene	1.434	1.437	-0.2	100	0.00

(#) = Out of Range SPCC's out = 0 CCC's out = 0

00223

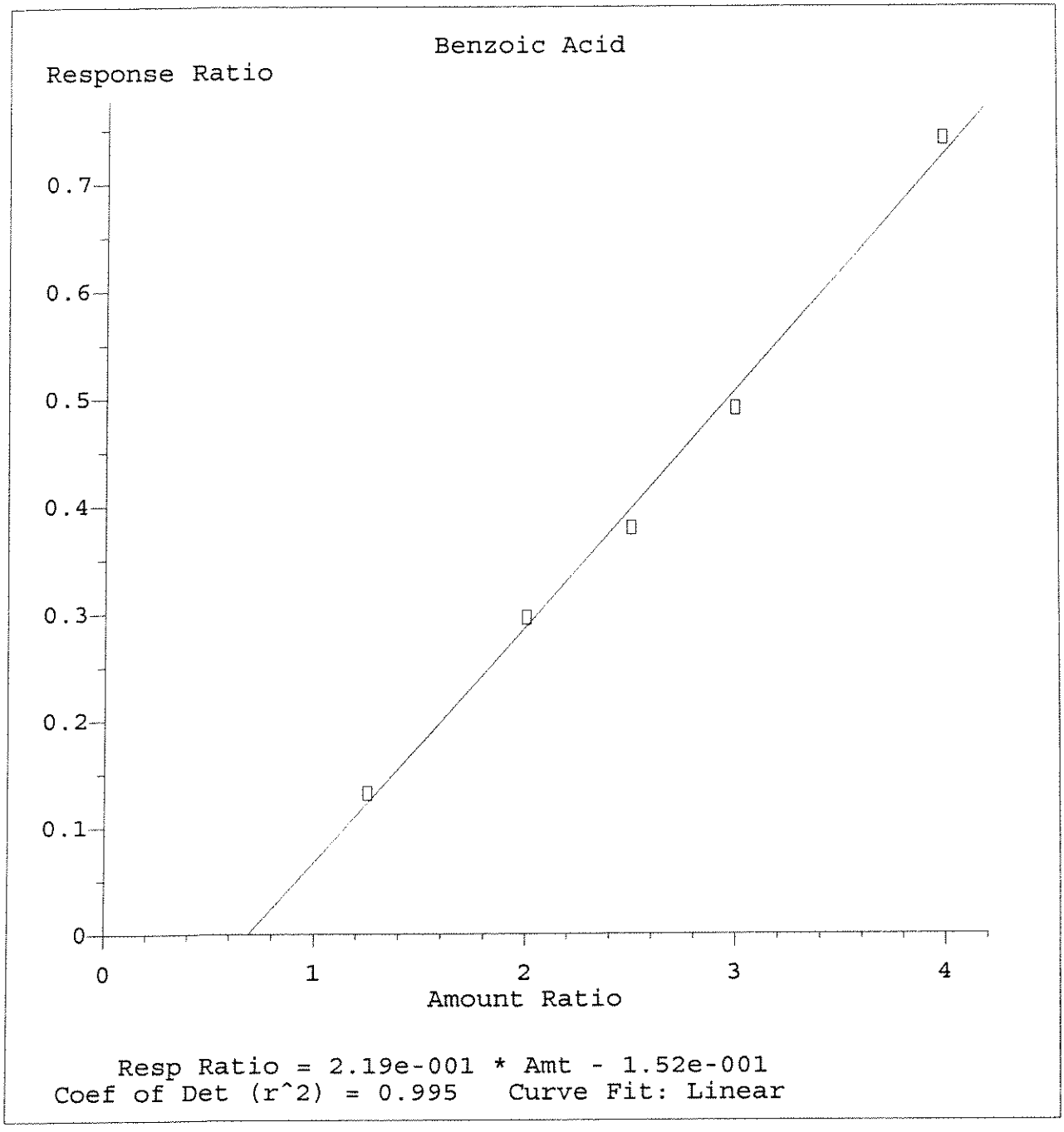

Method Name: J:\ACQUDATA\5973A\METHODS\82701113.M
Calibration Table Last Updated: Wed Nov 14 09:02:09 2007

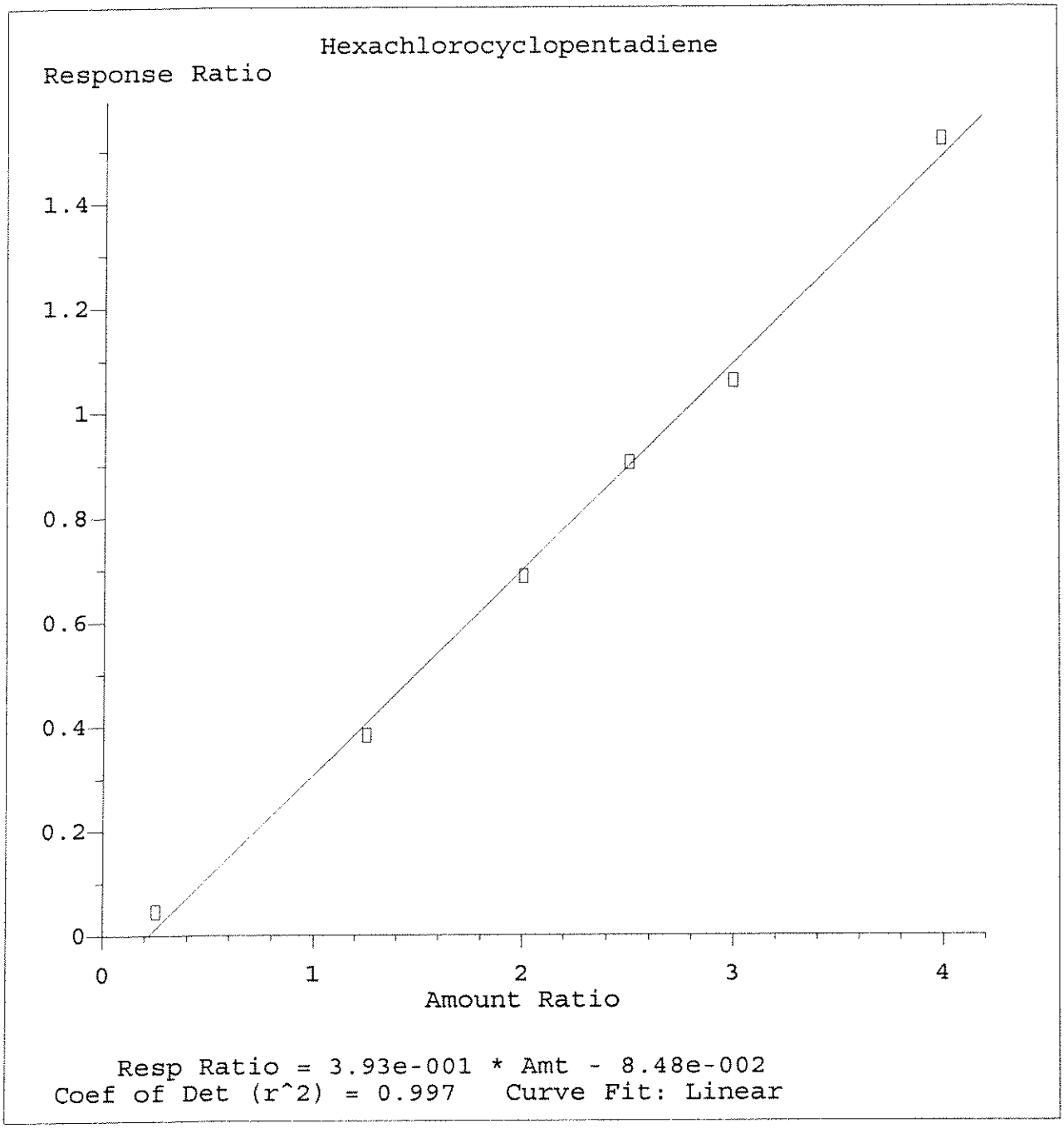

Method Name: J:\ACQUDATA\5973A\METHODS\82701113.M
Calibration Table Last Updated: Wed Nov 14 09:02:31 2007

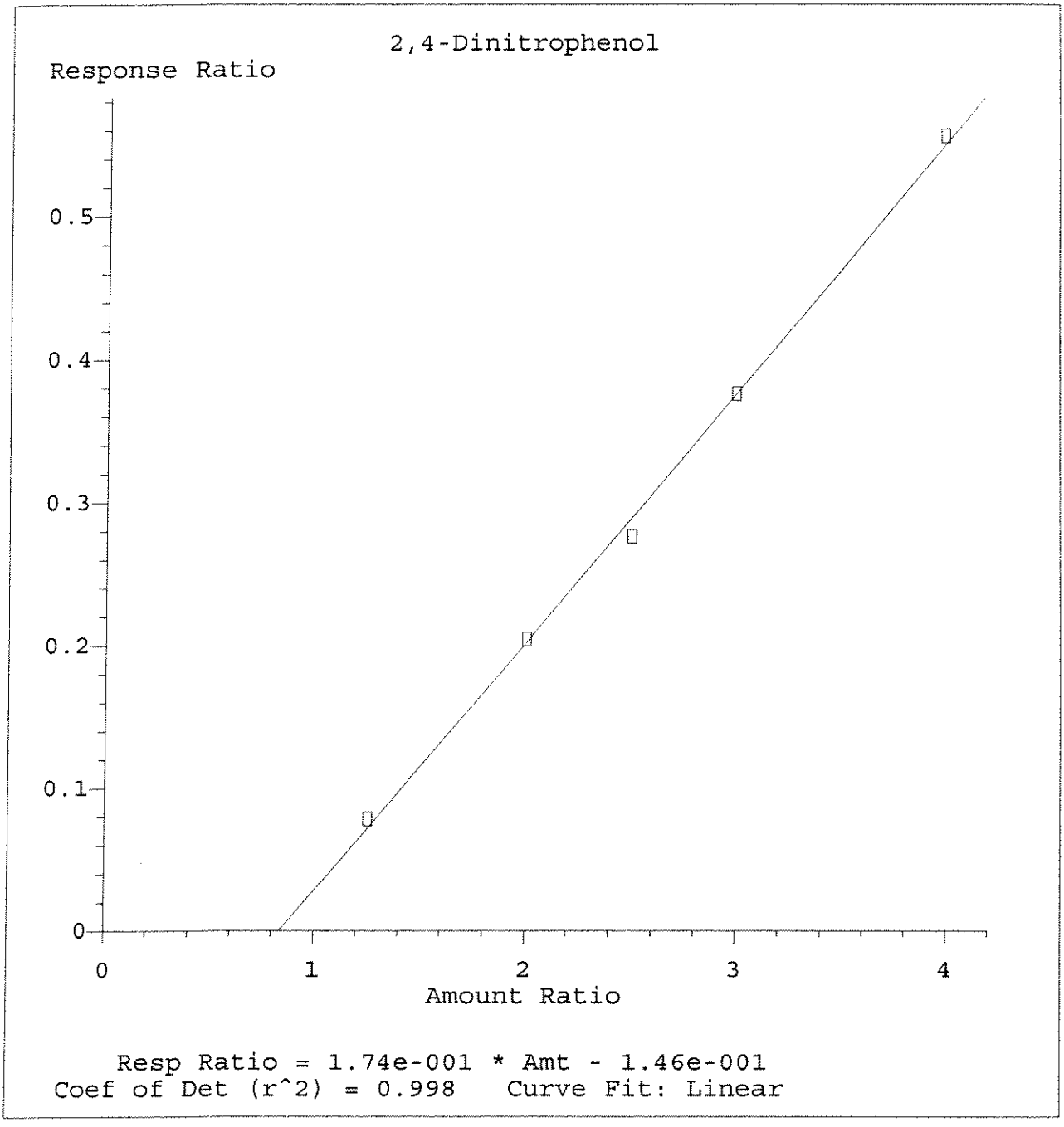

Method Name: J:\ACQUDATA\5973A\METHODS\82701113.M
Calibration Table Last Updated: Wed Nov 14 09:02:45 2007

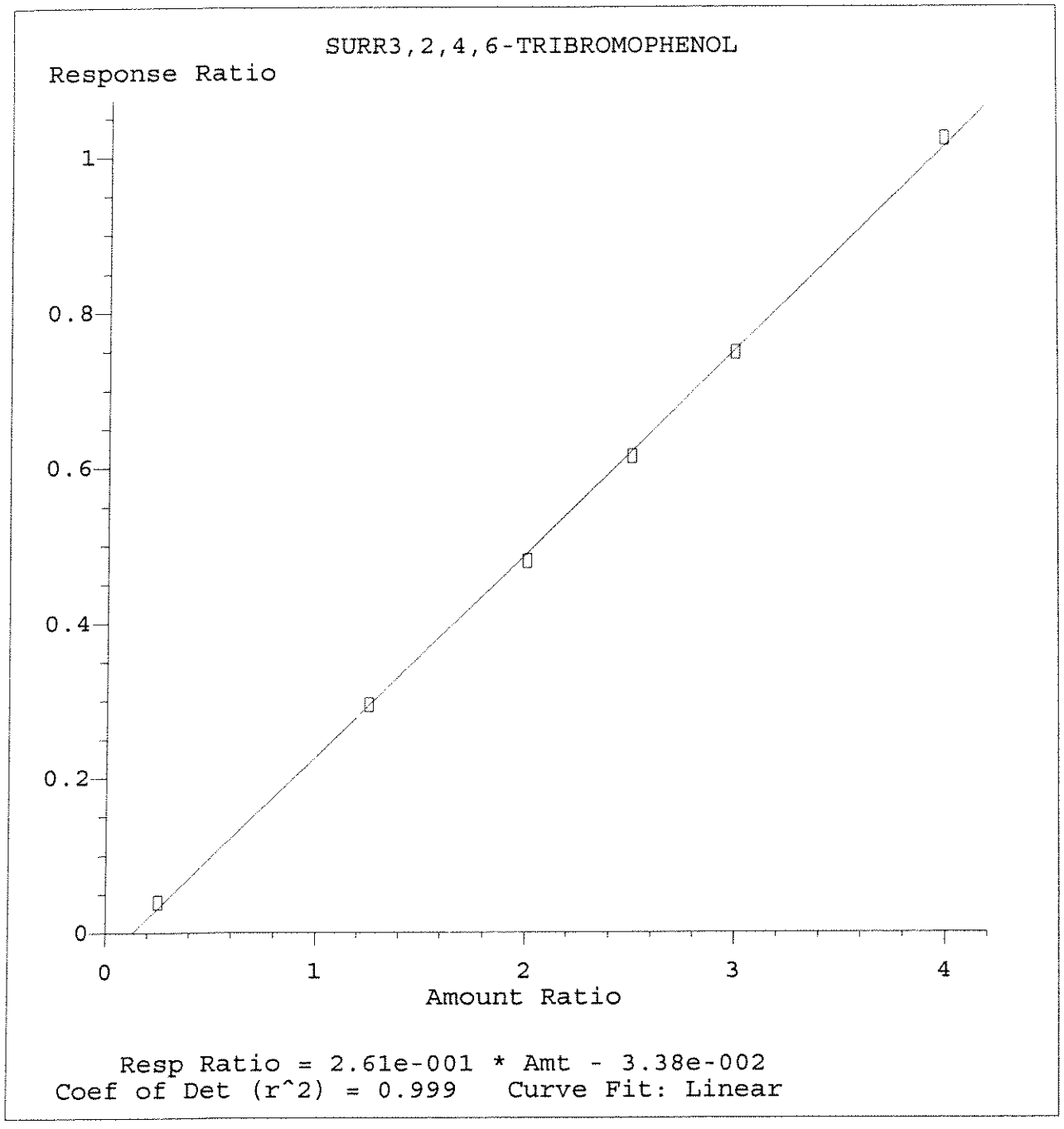

Method Name: J:\ACQUDATA\5973A\METHODS\82701113.M
Calibration Table Last Updated: Wed Nov 14 09:03:07 2007

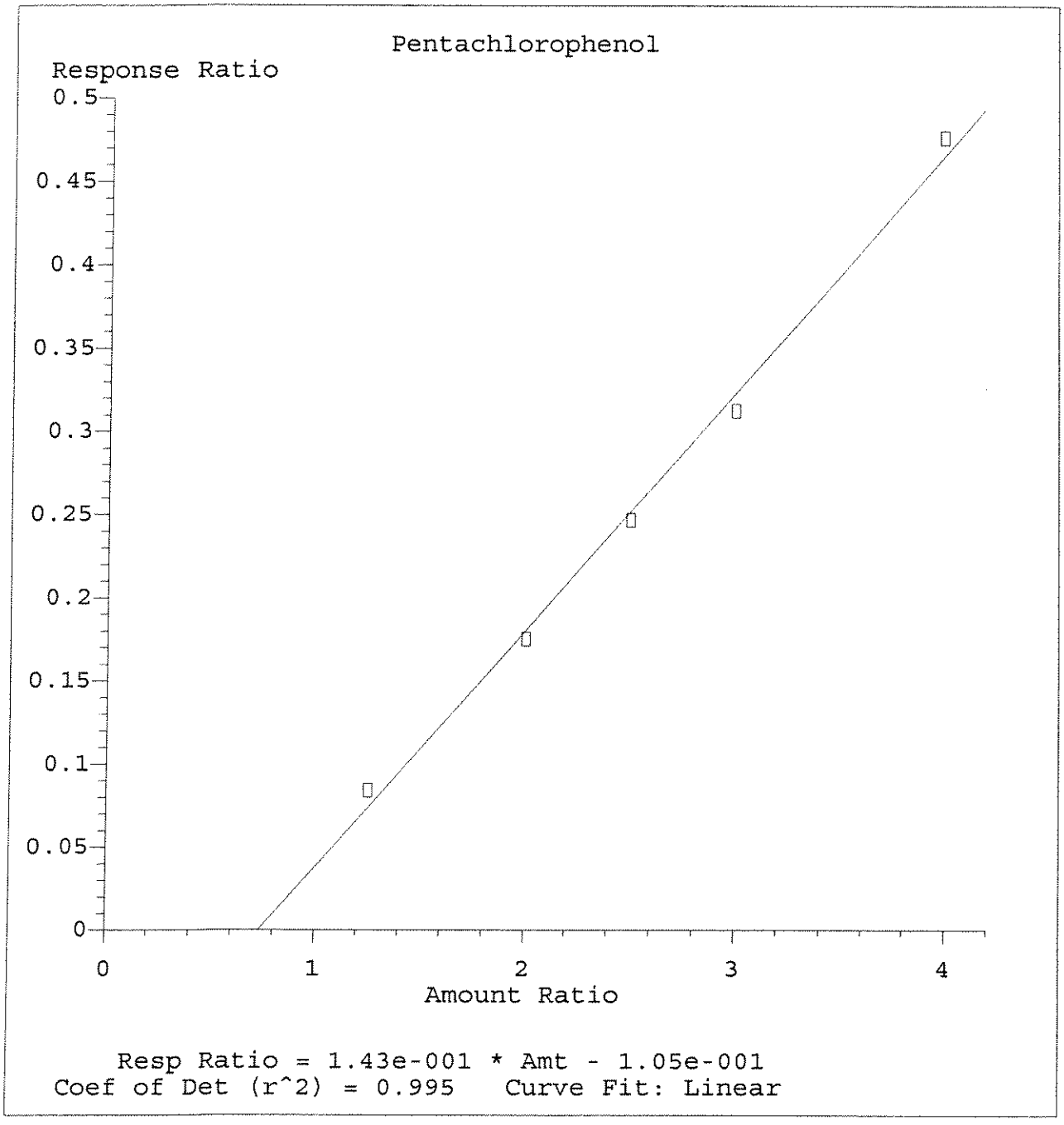

Method Name: J:\ACQUDATA\5973A\METHODS\82701113.M
Calibration Table Last Updated: Wed Nov 14 09:03:23 2007

Quantitation Report (QT Reviewed)

Data File : J:\ACQUDATA\5973A\DATA\111307\BQ202.D Vial: 3
Acq On : 13 Nov 2007 3:42 pm Operator: Z.Miao
Sample : Initial Calibration Inst : 5973-A
Misc : 10 PPM STD 8270/625 Multiplr: 1.00
MS Integration Params: RTEINT.P
Quant Time: Nov 14 8:52 2007 Quant Results File: 82701113.RES

Quant Method : J:\ACQUDATA\5...\82701113.M (RTE Integrator)
Title : 8270 BNA ANALYSIS
Last Update : Tue Nov 13 09:06:55 2007
Response via : Initial Calibration
DataAcq Meth : 82701113

Internal Standards	R.T.	QIon	Response	Conc	Units	Dev(Min)
1) d4-1,4-Dichlorobenzene	5.96	152	227245	40.00	ppm	-0.02
22) d8-Naphthalene	7.58	136	854912	40.00	ppm	-0.02
39) d10-Acenaphthene	10.51	164	508271	40.00	ppm	-0.03
61) d10-Phenanthrene	13.48	188	950195	40.00	ppm	-0.03
76) d12-Chrysene	19.53	240	947544	40.00	ppm	-0.05
85) d12-Perylene	25.24	264	797023	40.00	ppm	-0.07

System Monitoring Compounds						
4) SURR1,2-FLUOROPHENOL	4.50	112	63037	9.84	ppm	-0.02
Spiked Amount 200.000	Range 17 - 74		Recovery = 4.92%#			
7) SURR2,PHENOL-D6	5.58	99	89857	9.94	ppm	-0.02
Spiked Amount 200.000	Range 10 - 69		Recovery = 4.97%#			
23) SURR4,NITROBENZENE-D5	6.64	82	80385	9.76	ppm	-0.02
Spiked Amount 100.000	Range 38 - 105		Recovery = 9.76%#			
43) SURR5,2-FLUOROBIPHENYL	9.26	172	178139	10.68	ppm	-0.03
Spiked Amount 100.000	Range 38 - 100		Recovery = 10.68%#			
60) SURR3,2,4,6-TRIBROMOPHENOL	12.08	330	20052	10.95	ppm	-0.03
Spiked Amount 200.000	Range 41 - 135		Recovery = 5.47%#			
79) SURR6,TERPHENYL-D14	16.93	244	232726	10.62	ppm	-0.03
Spiked Amount 100.000	Range 40 - 137		Recovery = 10.62%#			

Target Compounds						Qvalue
2) Pyridine	2.53	79	56428	9.71	ppm	97
3) N-Nitrosodimethylamine	2.49	74	32027	9.82	ppm	97
5) Benzaldehyde	5.46	106	46377	16.46	ppm	98
6) Aniline	5.61	93	111571	10.21	ppm	98
8) Phenol	5.59	94	105135	10.50	ppm	97
9) bis(2-Clethyl)Ether	5.66	93	72851	9.96	ppm	99
10) 2-Chlorophenol	5.76	128	75037	9.87	ppm	96
11) 1,3-Diclbenzene	5.92	146	92215	10.50	ppm	96
12) 1,4-Dichlorobenzene	5.98	146	93167	10.52	ppm	98
13) 1,2-Diclbenzene	6.20	146	86505	10.29	ppm	95
14) Benzyl Alcohol	6.12	79	57495	8.95	ppm	96
15) 2,2'-oxybis(1-Chloropropan	6.29	45	90562	10.59	ppm	97
16) 2-Methylphenol	6.27	108	69382	9.62	ppm	97
17) Acetophenone	6.44	105	104794	10.02	ppm	95
18) N-Nitroso-Di-n-propylamine	6.45	70	55068	9.59	ppm	97
19) Hexachloroethane	6.58	117	33929	9.58	ppm	90
20) 4-Methylphenol	6.44	108	73877	9.78	ppm	100
21) 1-Methyl-2-pyrrolidinone	6.17	99	46693	8.76	ppm	95
24) Nitrobenzene	6.67	77	87009	10.52	ppm	97
25) Isophorone	6.95	82	125406	9.62	ppm	99

(#) = qualifier out of range (m) = manual integration

Quantitation Report (QT Reviewed)

Data File : J:\ACQUDATA\5973A\DATA\111307\BQ202.D Vial: 3
Acq On : 13 Nov 2007 3:42 pm Operator: Z.Miao
Sample : Initial Calibration Inst : 5973-A
Misc : 10 PPM STD 8270/625 Multiplr: 1.00
MS Integration Params: RTEINT.P
Quant Time: Nov 14 8:52 2007 Quant Results File: 82701113.RES

Quant Method : J:\ACQUDATA\5...\82701113.M (RTE Integrator)
Title : 8270 BNA ANALYSIS
Last Update : Tue Nov 13 09:06:55 2007
Response via : Initial Calibration
DataAcq Meth : 82701113

Compound	R.T.	QIon	Response	Conc Unit	Qvalue
26) 2-Nitrophenol	7.08	139	34975	8.22 ppm	93
28) 2,4-Dimethylphenol	7.09	107	76561	10.38 ppm	99
29) bis(-2-Chloroethoxy)Methan	7.21	93	91286	10.16 ppm	99
30) 2,4-Dichlorophenol	7.40	162	60089	9.35 ppm	99
31) 1,2,4-Trichlorobenzene	7.51	180	77602	10.60 ppm	98
32) Naphthalene	7.61	128	238961	11.28 ppm	97
33) 4-Chloroaniline	7.69	127	89003	9.87 ppm	98
34) Hexachlorobutadiene	7.85	225	43292	9.58 ppm	91
35) 4-Chloro-3-methylphenol	8.39	107	61883	9.45 ppm	94
36) Caprolactam	8.12	113	17217	6.71 ppm	90
37) 2-Methylnaphthalene	8.64	142	151237	10.33 ppm	97
38) 1-Methylnaphthalene	8.82	142	158501	10.52 ppm	97
40) Hexachlorocyclopentadiene	9.01	237	22968	12.57 ppm	99
41) 2,4,6-Trichlorophenol	9.15	196	39387	8.39 ppm	97
42) 2,4,5-Trichlorophenol	9.23	196	41605	8.46 ppm	98
44) 1,1'-Biphenyl	9.42	154	204870	10.58 ppm	97
45) 2-Chloronaphthalene	9.47	162	145613	10.37 ppm	99
46) 2-Nitroaniline	9.68	65	36043	7.90 ppm	94
47) Acenaphthylene	10.23	152	220080	10.26 ppm	98
48) Dimethyl phthalate	10.02	163	154444	9.76 ppm	99
49) 2,6-Dinitrotoluene	10.16	165	35703	8.92 ppm	99
50) Acenaphthene	10.57	153	152330	10.25 ppm	97
51) 3-Nitroaniline	10.44	138	37046	8.49 ppm	90
53) Dibenzofuran	10.88	168	214987	10.53 ppm	97
54) 2,4-Dinitrotoluene	10.91	165	42760	8.63 ppm	92
55) 4-Nitrophenol	10.75	65	14740	4.94 ppm	87
56) Fluorene	11.55	166	174387	10.20 ppm	98
57) 4-Chlorophenyl-phenylether	11.52	204	87708	10.12 ppm	99
58) Diethylphthalate	11.37	149	153139	9.84 ppm	97
59) 4-Nitroaniline	11.63	138	33077	7.59 ppm	99
62) 1-Phenyl-1(4-methyl-phenyl	11.50	181	111951	9.84 ppm	99
63) 4,6-Dinitro-2-methylphenol	11.72	198	7758	2.56 ppm	91
64) 1,2 Diphenylhydrazine	11.84	77	182864	10.16 ppm	99
65) N-Nitrosodiphenylamine	11.76	169	146011	10.02 ppm	99
66) 4-Bromophenyl-phenylether	12.51	248	53170	9.50 ppm	97
67) 1-Phenyl-1(2,4-dimethylphe	12.33	195	135311	9.81 ppm	99
68) Hexachlorobenzene	12.85	284	60545	9.49 ppm	98
69) Atrazine	12.89	215	25626	9.06 ppm	95
71) Phenanthrene	13.53	178	256863	10.52 ppm	99
72) Anthracene	13.63	178	248403	10.20 ppm	98
73) Carbazole	13.96	167	225477	10.05 ppm	98

(#) = qualifier out of range (m) = manual integration

Quantitation Report (QT Reviewed)

Data File : J:\ACQUDATA\5973A\DATA\111307\BQ202.D Vial: 3
Acq On : 13 Nov 2007 3:42 pm Operator: Z.Miao
Sample : Initial Calibration Inst : 5973-A
Misc : 10 PPM STD 8270/625 Multiplr: 1.00
MS Integration Params: RTEINT.P
Quant Time: Nov 14 8:52 2007 Quant Results File: 82701113.RES

Quant Method : J:\ACQUDATA\5...\82701113.M (RTE Integrator)
Title : 8270 BNA ANALYSIS
Last Update : Tue Nov 13 09:06:55 2007
Response via : Initial Calibration
DataAcq Meth : 82701113

	Compound	R.T.	QIon	Response	Conc Unit	Qvalue
74)	Di-n-butylphthalate	14.77	149	230806	9.00 ppm	98
75)	Fluoranthene	16.12	202	263075	9.90 ppm	96
77)	Benzidine	16.37	184	94881	10.91 ppm	96
78)	Pyrene	16.61	202	288890	10.95 ppm	98
80)	Butyl benzyl phthalate	18.06	149	99202	8.42 ppm	99
81)	3,3'-Dichlorobenzidine	19.41	252	85986	8.17 ppm	96
82)	Benzo(a)anthracene	19.48	228	269737	9.94 ppm	96
83)	Chrysene	19.60	228	263240	9.98 ppm	97
84)	bis(2-Ethylhexyl)phthalate	19.62	149	120734	7.59 ppm	97
86)	Di-n-octyl phthalate	21.76	149	161042	7.10 ppm	99
87)	Benzo(b)Fluoranthene	23.49	252	247509	9.62 ppm	94
88)	Benzo(k)fluoranthene	23.59	252	253694	10.27 ppm	96
89)	Benzo(a)pyrene	24.97	252	212951	8.99 ppm	99
90)	Indeno(1,2,3-cd)Pyrene	29.63	276	307748m	9.70 ppm	
91)	Dibenz(a,h)anthracene	29.71	278	269360	10.01 ppm	99
92)	Benzo(g,h,i)perylene	30.72	276	269603	9.99 ppm	99

(#) = qualifier out of range (m) = manual integration

00231

Quantitation Report

Data File : J:\ACQUDATA\5973A\DATA\111307\BQ202.D
Acq On : 13 Nov 2007 3:42 pm
Sample : Initial Calibration
Misc : 10 PPM STD 8270/625
MS Integration Params: RTEINT.P
Quant Time: Nov 14 8:52 2007

Vial: 3
Operator: Z.Miao
Inst : 5973-A
Multiplr: 1.00

Quant Results File: 82701113.RES

Method : J:\ACQUDATA\5973A\METHODS\82701113.M (RTE Integrator)
Title : 8270 BNA ANALYSIS
Last Update : Wed Nov 14 09:03:55 2007
Response via : Initial Calibration

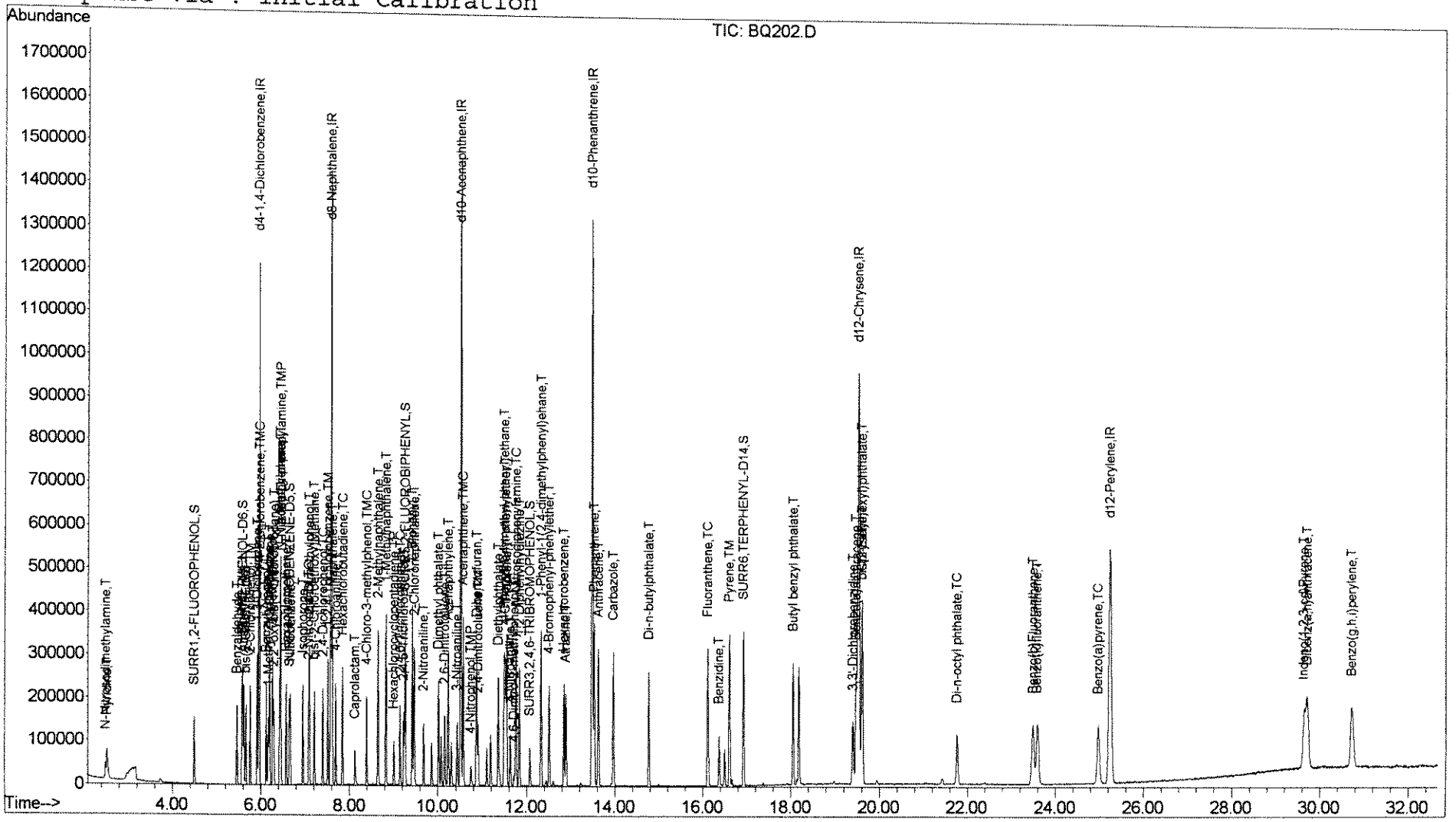

Quantitation Report (Qedit)

Data File : J:\ACQUDATA\5973A\DATA\111307\BQ202.D Vial: 3
Acq On : 13 Nov 2007 3:42 pm Operator: Z.Miao
Sample : Initial Calibration Inst : 5973-A
Misc : 10 PPM STD 8270/625 Multiplr: 1.00
MS Integration Params: RTEINT.P
Quant Time: Nov 14 8:52 2007 Quant Results File: temp.res

Method : J:\ACQUDATA\5973A\METHODS\82701113.M (RTE Integrator)
Title : 8270 BNA ANALYSIS
Last Update : Wed Nov 14 08:50:39 2007
Response via : Multiple Level Calibration

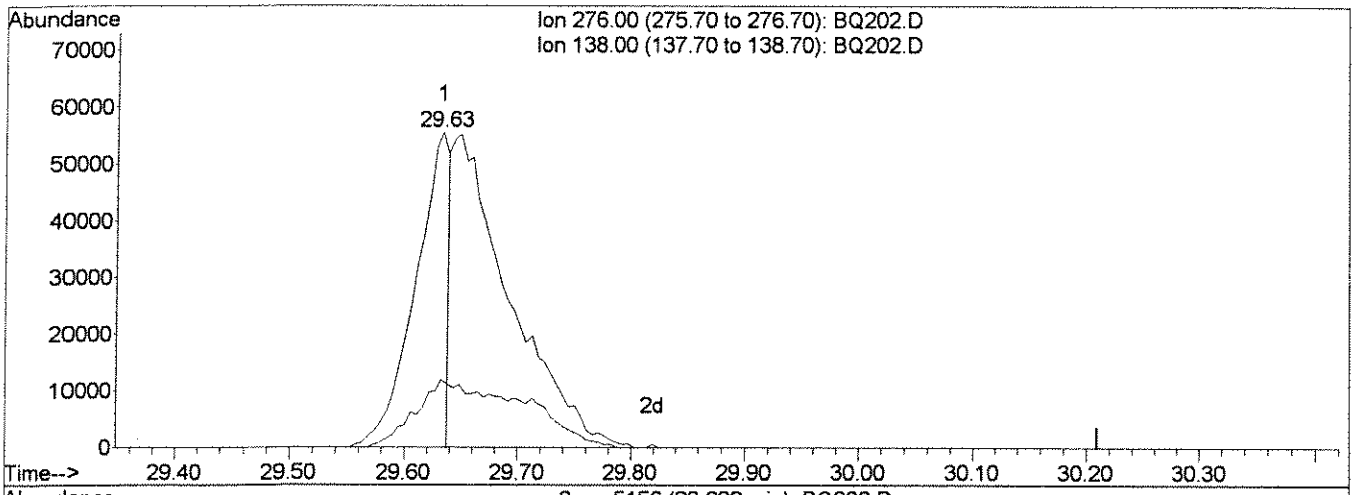

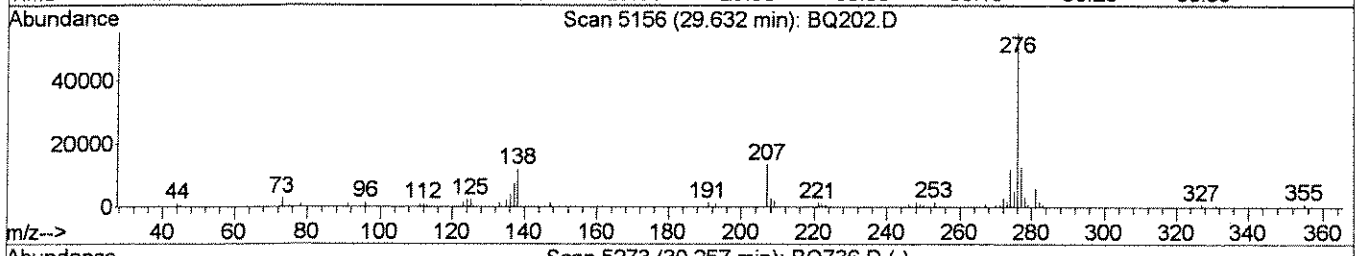



TIC: BQ202.D

(90) Indeno(1,2,3-cd)Pyrene (T)

29.63min 3.63ppm

response 115329

Ion	Exp%	Act%
276.00	100	100
138.00	20.30	21.71
0.00	0.00	0.00
0.00	0.00	0.00

BQ202.D 82701113.M Wed Nov 14 08:52:35 2007

Quantitation Report (Qedit)

Data File : J:\ACQUDATA\5973A\DATA\111307\BQ202.D Vial: 3
Acq On : 13 Nov 2007 3:42 pm Operator: Z.Miao
Sample : Initial Calibration Inst : 5973-A
Misc : 10 PPM STD 8270/625 Multiplr: 1.00
MS Integration Params: RTEINT.P
Quant Time: Nov 14 8:52 2007 Quant Results File: temp.res

Method : J:\ACQUDATA\5973A\METHODS\82701113.M (RTE Integrator)
Title : 8270 BNA ANALYSIS
Last Update : Wed Nov 14 08:50:39 2007
Response via : Multiple Level Calibration

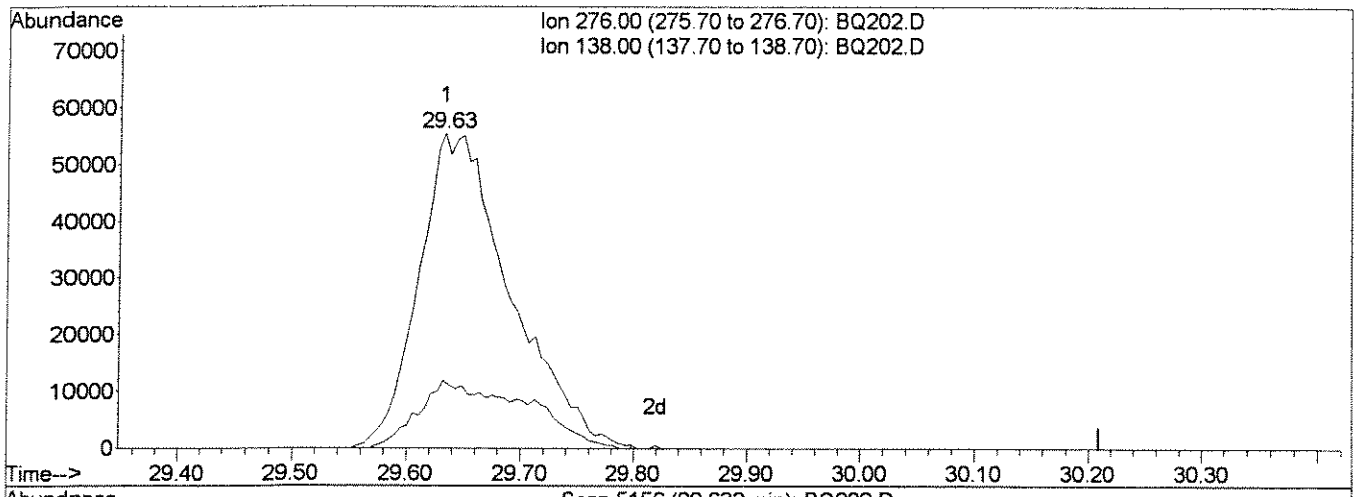

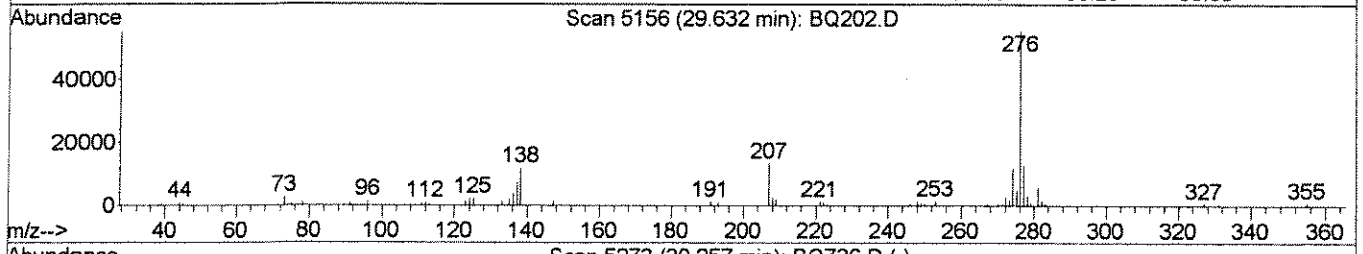



TIC: BQ202.D

(90) Indeno(1,2,3-cd)Pyrene (T)

29.63min 9.70ppm m

response 307748

Ion	Exp%	Act%
276.00	100	100
138.00	20.30	21.54
0.00	0.00	0.00
0.00	0.00	0.00

MW

11/14/07

BQ202.D 82701113.M Wed Nov 14 08:52:38 2007

00234

Quantitation Report (QT Reviewed)

Data File : J:\ACQUDATA\5973A\DATA\111307\BQ203.D Vial: 4
Acq On : 13 Nov 2007 4:23 pm Operator: Z.Miao
Sample : Initial Calibration Inst : 5973-A
Misc : 50 PPM STD 8270/625 Multiplr: 1.00
MS Integration Params: RTEINT.P
Quant Time: Nov 13 16:56 2007 Quant Results File: 82701113.RES

Quant Method : J:\ACQUDATA\5...\82701113.M (RTE Integrator)
Title : 8270 BNA ANALYSIS
Last Update : Tue Nov 13 09:06:55 2007
Response via : Initial Calibration
DataAcq Meth : 82701113

Internal Standards	R.T.	QIon	Response	Conc Units	Dev(Min)
1) d4-1,4-Dichlorobenzene	5.95	152	217761	40.00 ppm	-0.02
22) d8-Naphthalene	7.58	136	846714	40.00 ppm	-0.02
39) d10-Acenaphthene	10.51	164	502802	40.00 ppm	-0.03
61) d10-Phenanthrene	13.48	188	960221	40.00 ppm	-0.03
76) d12-Chrysene	19.53	240	1007828	40.00 ppm	-0.06
85) d12-Perylene	25.23	264	972502	40.00 ppm	-0.07
System Monitoring Compounds					
4) SURR1,2-FLUOROPHENOL	4.50	112	317819	51.76 ppm	-0.02
Spiked Amount 200.000	Range 17 - 74		Recovery = 25.88%		
7) SURR2,PHENOL-D6	5.57	99	449328	51.85 ppm	-0.02
Spiked Amount 200.000	Range 10 - 69		Recovery = 25.92%		
23) SURR4,NITROBENZENE-D5	6.64	82	418325	51.30 ppm	-0.02
Spiked Amount 100.000	Range 38 - 105		Recovery = 51.30%		
43) SURR5,2-FLUOROBIPHENYL	9.25	172	864386	52.37 ppm	-0.03
Spiked Amount 100.000	Range 38 - 100		Recovery = 52.37%		
60) SURR3,2,4,6-TRIBROMOPHENOL	12.08	330	147714	49.15 ppm	-0.03
Spiked Amount 200.000	Range 41 - 135		Recovery = 24.57%#		
79) SURR6,TERPHENYL-D14	16.93	244	1222396	52.45 ppm	-0.03
Spiked Amount 100.000	Range 40 - 137		Recovery = 52.45%		

Target Compounds					Qvalue
2) Pyridine	2.51	79	281771	50.60 ppm	96
3) N-Nitrosodimethylamine	2.49	74	154221	49.37 ppm	99
5) Benzaldehyde	5.46	106	213824	79.20 ppm	99
6) Aniline	5.61	93	535546	51.12 ppm	99
8) Phenol	5.59	94	501780	52.30 ppm	99
9) bis(2-Clethyl)Ether	5.66	93	359639	51.30 ppm	100
10) 2-Chlorophenol	5.76	128	380344	52.22 ppm	100
11) 1,3-Diclbenzene	5.92	146	438582	52.10 ppm	99
12) 1,4-Dichlorobenzene	5.97	146	445235	52.44 ppm	97
13) 1,2-Diclbenzene	6.19	146	418106	51.89 ppm	99
14) Benzyl Alcohol	6.12	79	317893	51.64 ppm	99
15) 2,2'-oxybis(1-Chloropropan	6.29	45	429866	52.44 ppm	97
16) 2-Methylphenol	6.27	108	349740	50.60 ppm	96
17) Acetophenone	6.44	105	529852	52.87 ppm	99
18) N-Nitroso-Di-n-propylamine	6.46	70	276235	50.21 ppm	98
19) Hexachloroethane	6.57	117	173881	51.25 ppm	97
20) 4-Methylphenol	6.43	108	370477	51.15 ppm	98
21) 1-Methyl-2-pyrrolidinone	6.18	99	252629	49.47 ppm	98
24) Nitrobenzene	6.66	77	427796	52.21 ppm	99
25) Isophorone	6.95	82	668784	51.78 ppm	99

(#) = qualifier out of range (m) = manual integration

Quantitation Report (QT Reviewed)

Data File : J:\ACQUDATA\5973A\DATA\111307\BQ203.D Vial: 4
Acq On : 13 Nov 2007 4:23 pm Operator: Z.Miao
Sample : Initial Calibration Inst : 5973-A
Misc : 50 PPM STD 8270/625 Multiplr: 1.00
MS Integration Params: RTEINT.P
Quant Time: Nov 13 16:56 2007 Quant Results File: 82701113.RES

Quant Method : J:\ACQUDATA\5...\82701113.M (RTE Integrator)
Title : 8270 BNA ANALYSIS
Last Update : Tue Nov 13 09:06:55 2007
Response via : Initial Calibration
DataAcq Meth : 82701113

	Compound	R.T.	QIon	Response	Conc Unit	Qvalue
26)	2-Nitrophenol	7.08	139	214534	50.88 ppm	99
27)	Benzoic Acid	7.20	105	111469	57.99 ppm	98
28)	2,4-Dimethylphenol	7.10	107	380127	52.02 ppm	98
29)	bis(-2-Chloroethoxy)Methan	7.21	93	460632	51.76 ppm	100
30)	2,4-Dichlorophenol	7.40	162	327277	51.40 ppm	98
31)	1,2,4-Trichlorobenzene	7.51	180	371021	51.17 ppm	99
32)	Naphthalene	7.61	128	1129027	53.80 ppm	99
33)	4-Chloroaniline	7.69	127	457320	51.21 ppm	99
34)	Hexachlorobutadiene	7.84	225	225862	50.49 ppm	98
35)	4-Chloro-3-methylphenol	8.39	107	336177	51.83 ppm	99
36)	Caprolactam	8.15	113	123199	48.45 ppm	97
37)	2-Methylnaphthalene	8.64	142	759418	52.37 ppm	98
38)	1-Methylnaphthalene	8.82	142	786762	52.70 ppm	99
40)	Hexachlorocyclopentadiene	9.00	237	192308	47.49 ppm	99
41)	2,4,6-Trichlorophenol	9.14	196	240355	51.76 ppm	100
42)	2,4,5-Trichlorophenol	9.23	196	247807	50.91 ppm	100
44)	1,1'-Biphenyl	9.42	154	1005283	52.49 ppm	99
45)	2-Chloronaphthalene	9.46	162	722807	52.03 ppm	99
46)	2-Nitroaniline	9.68	65	221096	48.97 ppm	94
47)	Acenaphthylene	10.23	152	1124121	53.00 ppm	99
48)	Dimethyl phthalate	10.02	163	809389	51.68 ppm	99
49)	2,6-Dinitrotoluene	10.16	165	198721	50.21 ppm	95
50)	Acenaphthene	10.57	153	759423	51.65 ppm	99
51)	3-Nitroaniline	10.44	138	211734	49.04 ppm	98
52)	2,4-Dinitrophenol	10.63	184	39216	58.00 ppm	97
53)	Dibenzofuran	10.87	168	1065856	52.75 ppm	98
54)	2,4-Dinitrotoluene	10.91	165	252207	51.44 ppm	99
55)	4-Nitrophenol	10.75	65	140017	47.45 ppm	96
56)	Fluorene	11.55	166	878213	51.91 ppm	99
57)	4-Chlorophenyl-phenylether	11.52	204	434271	50.66 ppm	97
58)	Diethylphthalate	11.36	149	801728	52.07 ppm	97
59)	4-Nitroaniline	11.64	138	205305	47.64 ppm	96
62)	1-Phenyl-1(4-methyl-phenyl	11.50	181	582222	50.65 ppm	100
63)	4,6-Dinitro-2-methylphenol	11.72	198	131044	42.83 ppm	98
64)	1,2 Diphenylhydrazine	11.84	77	928349	51.04 ppm	96
65)	N-Nitrosodiphenylamine	11.77	169	743435	50.48 ppm	99
66)	4-Bromophenyl-phenylether	12.51	248	282688	49.96 ppm	97
67)	1-Phenyl-1(2,4-dimethylphe	12.33	195	706181	50.68 ppm	98
68)	Hexachlorobenzene	12.84	284	322267	50.01 ppm	97
69)	Atrazine	12.90	215	141740	49.56 ppm	96
70)	Pentachlorophenol	13.21	266	80584	56.11 ppm	97

(#) = qualifier out of range (m) = manual integration

Quantitation Report (QT Reviewed)

Data File : J:\ACQUDATA\5973A\DATA\111307\BQ203.D Vial: 4
Acq On : 13 Nov 2007 4:23 pm Operator: Z.Miao
Sample : Initial Calibration Inst : 5973-A
Misc : 50 PPM STD 8270/625 Multiplr: 1.00
MS Integration Params: RTEINT.P
Quant Time: Nov 13 16:56 2007 Quant Results File: 82701113.RES

Quant Method : J:\ACQUDATA\5...\82701113.M (RTE Integrator)
Title : 8270 BNA ANALYSIS
Last Update : Tue Nov 13 09:06:55 2007
Response via : Initial Calibration
DataAcq Meth : 82701113

	Compound	R.T.	QIon	Response	Conc Unit	Qvalue
71)	Phenanthrene	13.53	178	1285624	52.11 ppm	99
72)	Anthracene	13.62	178	1279723	52.01 ppm	99
73)	Carbazole	13.96	167	1152236	50.80 ppm	98
74)	Di-n-butylphthalate	14.77	149	1354471	52.25 ppm	99
75)	Fluoranthene	16.11	202	1382990	51.48 ppm	99
77)	Benzidine	16.37	184	623632	67.41 ppm	99
78)	Pyrene	16.61	202	1482573	52.83 ppm	99
80)	Butyl benzyl phthalate	18.05	149	623986	49.81 ppm	100
81)	3,3'-Dichlorobenzidine	19.40	252	581474	51.92 ppm	98
82)	Benzo(a)anthracene	19.48	228	1495185	51.79 ppm	99
83)	Chrysene	19.61	228	1429922	50.96 ppm	99
84)	bis(2-Ethylhexyl)phthalate	19.62	149	827998	48.92 ppm	99
86)	Di-n-octyl phthalate	21.76	149	1381327	49.91 ppm	100
87)	Benzo(b)Fluoranthene	23.49	252	1623310	51.69 ppm	99
88)	Benzo(k)fluoranthene	23.60	252	1565699	51.97 ppm	97
89)	Benzo(a)pyrene	24.98	252	1476951	51.11 ppm	100
90)	Indeno(1,2,3-cd)Pyrene	29.66	276	2041285	52.73 ppm	99
91)	Dibenz(a,h)anthracene	29.72	278	1736179	52.88 ppm	99
92)	Benzo(g,h,i)perylene	30.74	276	1752242	53.20 ppm	100

(#) = qualifier out of range (m) = manual integration

Quantitation Report

Data File : J:\ACQUDATA\5973A\DATA\111307\BQ203.D
Acq On : 13 Nov 2007 4:23 pm
Sample : Initial Calibration
Misc : 50 PPM STD 8270/625
MS Integration Params: RTEINT.P
Quant Time: Nov 13 16:56 2007

Vial: 4
Operator: Z.Miao
Inst : 5973-A
Multiplr: 1.00

Quant Results File: 82701113.RES

Method : J:\ACQUDATA\5973A\METHODS\82701113.M (RTE Integrator)
Title : 8270 BNA ANALYSIS
Last Update : Wed Nov 14 09:03:55 2007
Response via : Initial Calibration

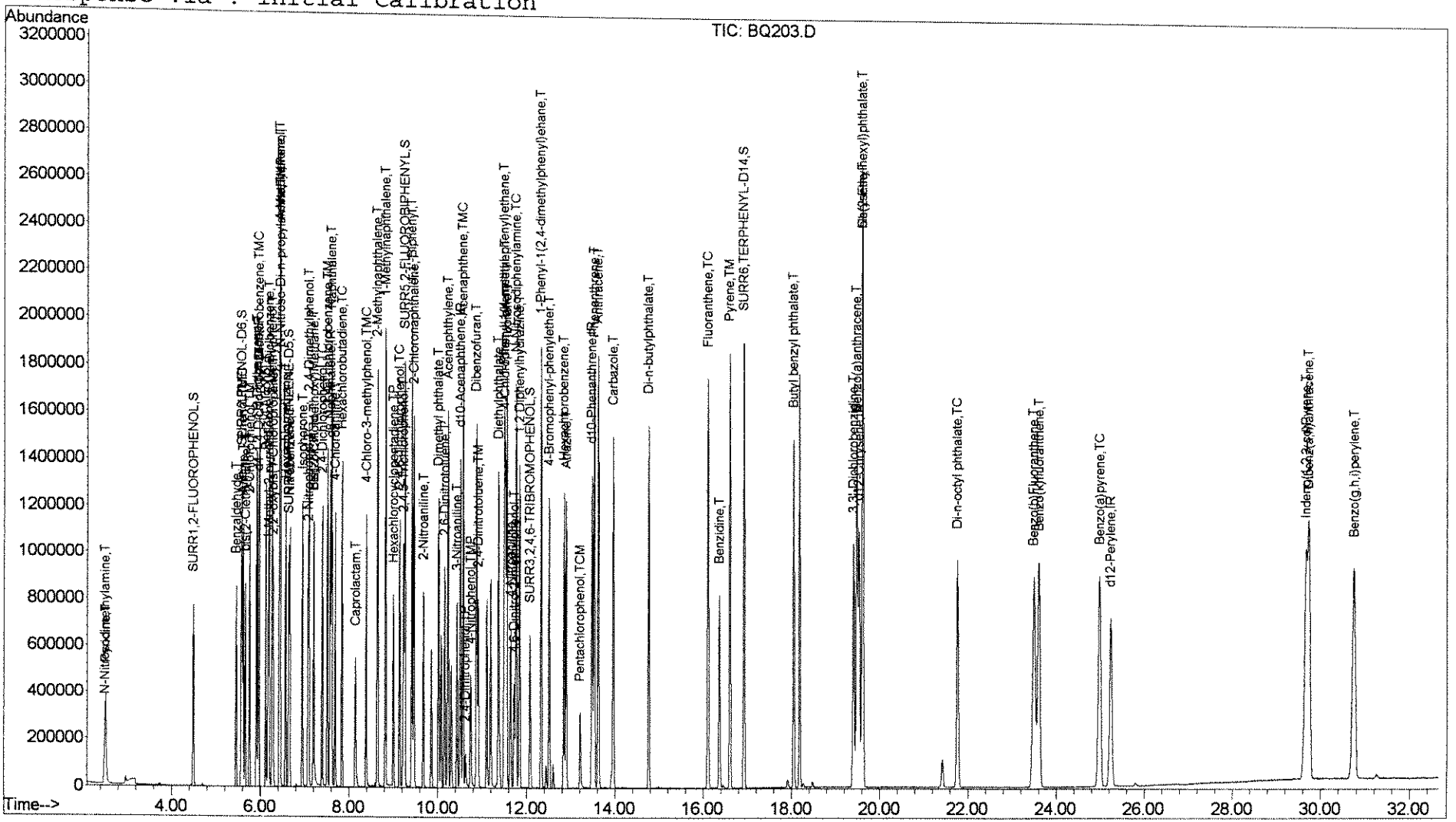

Quantitation Report (QT Reviewed)

Data File : J:\ACQUDATA\5973A\DATA\111307\BQ204.D Vial: 5
Acq On : 13 Nov 2007 5:04 pm Operator: Z.Miao
Sample : Initial Calibration Inst : 5973-A
Misc : 80 PPM STD 8270/625 Multiplr: 1.00
MS Integration Params: RTEINT.P
Quant Time: Nov 13 17:37 2007 Quant Results File: 82701113.RES

Quant Method : J:\ACQUDATA\5...\82701113.M (RTE Integrator)
Title : 8270 BNA ANALYSIS
Last Update : Tue Nov 13 09:06:55 2007
Response via : Initial Calibration
DataAcq Meth : 82701113

Internal Standards	R.T.	QIon	Response	Conc Units	Dev(Min)
1) d4-1,4-Dichlorobenzene	5.96	152	244241	40.00 ppm	-0.01
22) d8-Naphthalene	7.59	136	920958	40.00 ppm	-0.01
39) d10-Acenaphthene	10.52	164	530348	40.00 ppm	-0.02
61) d10-Phenanthrene	13.49	188	972753	40.00 ppm	-0.02
76) d12-Chrysene	19.54	240	1040987	40.00 ppm	-0.04
85) d12-Perylene	25.25	264	1078231	40.00 ppm	-0.05

System Monitoring Compounds					
4) SURR1,2-FLUOROPHENOL	4.49	112	554150	80.46 ppm	-0.02
Spiked Amount 200.000	Range 17 - 74		Recovery = 40.23%		
7) SURR2,PHENOL-D6	5.58	99	754562	77.63 ppm	-0.01
Spiked Amount 200.000	Range 10 - 69		Recovery = 38.81%		
23) SURR4,NITROBENZENE-D5	6.65	82	718275	80.98 ppm	-0.01
Spiked Amount 100.000	Range 38 - 105		Recovery = 80.98%		
43) SURR5,2-FLUOROBIPHENYL	9.27	172	1401858	80.52 ppm	-0.02
Spiked Amount 100.000	Range 38 - 100		Recovery = 80.52%		
60) SURR3,2,4,6-TRIBROMOPHENOL	12.09	330	254260	77.03 ppm	-0.02
Spiked Amount 200.000	Range 41 - 135		Recovery = 38.52%#		
79) SURR6,TERPHENYL-D14	16.94	244	1927493	80.07 ppm	-0.02
Spiked Amount 100.000	Range 40 - 137		Recovery = 80.07%		

Target Compounds					Qvalue
2) Pyridine	2.52	79	491955	78.77 ppm	97
3) N-Nitrosodimethylamine	2.50	74	272260	77.71 ppm	99
5) Benzaldehyde	5.46	106	282267	93.21 ppm	97
6) Aniline	5.62	93	899019	76.52 ppm	99
8) Phenol	5.60	94	831464	77.26 ppm	99
9) bis(2-Clethyl)Ether	5.66	93	613242	78.00 ppm	99
10) 2-Chlorophenol	5.76	128	642743	78.68 ppm	98
11) 1,3-Diclbenzene	5.92	146	752145	79.66 ppm	99
12) 1,4-Dichlorobenzene	5.97	146	757152	79.51 ppm	99
13) 1,2-Diclbenzene	6.20	146	708431	78.38 ppm	98
14) Benzyl Alcohol	6.12	79	542346	78.55 ppm	99
15) 2,2'-oxybis(1-Chloropropan	6.29	45	709601	77.17 ppm	98
16) 2-Methylphenol	6.28	108	592175	76.38 ppm	97
17) Acetophenone	6.44	105	870371	77.43 ppm	98
18) N-Nitroso-Di-n-propylamine	6.46	70	463850	75.17 ppm	99
19) Hexachloroethane	6.58	117	306252	80.47 ppm	99
20) 4-Methylphenol	6.44	108	621499	76.51 ppm	95
21) 1-Methyl-2-pyrrolidinone	6.19	99	425122	74.22 ppm	97
24) Nitrobenzene	6.67	77	714075	80.12 ppm	98
25) Isophorone	6.95	82	1098598	78.20 ppm	99

(#) = qualifier out of range (m) = manual integration

Quantitation Report (QT Reviewed)

Data File : J:\ACQUDATA\5973A\DATA\111307\BQ204.D Vial: 5
Acq On : 13 Nov 2007 5:04 pm Operator: Z.Miao
Sample : Initial Calibration Inst : 5973-A
Misc : 80 PPM STD 8270/625 Multiplr: 1.00
MS Integration Params: RTEINT.P
Quant Time: Nov 13 17:37 2007 Quant Results File: 82701113.RES

Quant Method : J:\ACQUDATA\5...\82701113.M (RTE Integrator)
Title : 8270 BNA ANALYSIS
Last Update : Tue Nov 13 09:06:55 2007
Response via : Initial Calibration
DataAcq Meth : 82701113

Compound	R.T.	QIon	Response	Conc Unit	Qvalue
26) 2-Nitrophenol	7.08	139	379148	82.67 ppm	99
27) Benzoic Acid	7.22	105	272440	84.50 ppm	95
28) 2,4-Dimethylphenol	7.10	107	628553	79.08 ppm	98
29) bis(-2-Chloroethoxy)Methan	7.21	93	765916	79.12 ppm	99
30) 2,4-Dichlorophenol	7.40	162	565259	81.63 ppm	99
31) 1,2,4-Trichlorobenzene	7.52	180	638163	80.92 ppm	99
32) Naphthalene	7.61	128	1834426	80.37 ppm	97
33) 4-Chloroaniline	7.69	127	767743	79.04 ppm	99
34) Hexachlorobutadiene	7.85	225	400913	82.40 ppm	96
35) 4-Chloro-3-methylphenol	8.39	107	560323	79.42 ppm	99
36) Caprolactam	8.17	113	212769	76.92 ppm	96
37) 2-Methylnaphthalene	8.65	142	1260214	79.90 ppm	99
38) 1-Methylnaphthalene	8.83	142	1299637	80.04 ppm	100
40) Hexachlorocyclopentadiene	9.01	237	363844	78.92 ppm	98
41) 2,4,6-Trichlorophenol	9.15	196	409333	83.58 ppm	99
42) 2,4,5-Trichlorophenol	9.23	196	428901	83.54 ppm	97
44) 1,1'-Biphenyl	9.43	154	1636383	81.01 ppm	99
45) 2-Chloronaphthalene	9.47	162	1193128	81.43 ppm	98
46) 2-Nitroaniline	9.69	65	369337	77.55 ppm	100
47) Acenaphthylene	10.24	152	1820756	81.38 ppm	98
48) Dimethyl phthalate	10.03	163	1309593	79.28 ppm	99
49) 2,6-Dinitrotoluene	10.17	165	332930	79.75 ppm	97
50) Acenaphthene	10.58	153	1238690	79.87 ppm	99
51) 3-Nitroaniline	10.45	138	352145	77.32 ppm	98
52) 2,4-Dinitrophenol	10.64	184	108188	84.24 ppm	96
53) Dibenzofuran	10.88	168	1723084	80.85 ppm	100
54) 2,4-Dinitrotoluene	10.92	165	417104	80.65 ppm	99
55) 4-Nitrophenol	10.76	65	241675	77.64 ppm	97
56) Fluorene	11.56	166	1422899	79.73 ppm	98
57) 4-Chlorophenyl-phenylether	11.53	204	715173	79.10 ppm	99
58) Diethylphthalate	11.38	149	1288411	79.34 ppm	100
59) 4-Nitroaniline	11.65	138	340240	74.84 ppm	98
62) 1-Phenyl-1(4-methyl-phenyl	11.50	181	953359	81.86 ppm	98
63) 4,6-Dinitro-2-methylphenol	11.73	198	238988	77.10 ppm	99
64) 1,2 Diphenylhydrazine	11.85	77	1489173	80.81 ppm	98
65) N-Nitrosodiphenylamine	11.78	169	1212569	81.28 ppm	100
66) 4-Bromophenyl-phenylether	12.52	248	468960	81.81 ppm	97
67) 1-Phenyl-1(2,4-dimethylphe	12.34	195	1158102	82.04 ppm	99
68) Hexachlorobenzene	12.85	284	525517	80.50 ppm	98
69) Atrazine	12.91	215	228948	79.03 ppm	99
70) Pentachlorophenol	13.22	266	170262	83.14 ppm	98

(#) = qualifier out of range (m) = manual integration

GB248

Quantitation Report (QT Reviewed)

Data File : J:\ACQUDATA\5973A\DATA\111307\BQ204.D Vial: 5
Acq On : 13 Nov 2007 5:04 pm Operator: Z.Miao
Sample : Initial Calibration Inst : 5973-A
Misc : 80 PPM STD 8270/625 Multiplr: 1.00
MS Integration Params: RTEINT.P
Quant Time: Nov 13 17:37 2007 Quant Results File: 82701113.RES

Quant Method : J:\ACQUDATA\5...\82701113.M (RTE Integrator)
Title : 8270 BNA ANALYSIS
Last Update : Tue Nov 13 09:06:55 2007
Response via : Initial Calibration
DataAcq Meth : 82701113

	Compound	R.T.	QIon	Response	Conc Unit	Qvalue
71)	Phenanthrene	13.54	178	2017579	80.72 ppm	99
72)	Anthracene	13.63	178	2029129	81.41 ppm	99
73)	Carbazole	13.97	167	1821178	79.26 ppm	100
74)	Di-n-butylphthalate	14.78	149	2145374	81.69 ppm	100
75)	Fluoranthene	16.12	202	2183502	80.23 ppm	98
77)	Benzidine	16.38	184	810177	84.79 ppm	99
78)	Pyrene	16.62	202	2321263	80.08 ppm	97
80)	Butyl benzyl phthalate	18.06	149	1026208	79.31 ppm	100
81)	3,3'-Dichlorobenzidine	19.42	252	946071	81.79 ppm	99
82)	Benzo(a)anthracene	19.50	228	2421271	81.20 ppm	99
83)	Chrysene	19.62	228	2313737	79.83 ppm	99
84)	bis(2-Ethylhexyl)phthalate	19.63	149	1376193	78.72 ppm	99
86)	Di-n-octyl phthalate	21.78	149	2376133	77.43 ppm	100
87)	Benzo(b)Fluoranthene	23.52	252	2712432	77.89 ppm	98
88)	Benzo(k)fluoranthene	23.64	252	2670525	79.95 ppm	98
89)	Benzo(a)pyrene	25.01	252	2608740	81.43 ppm	99
90)	Indeno(1,2,3-cd)Pyrene	29.68	276	3620130	84.34 ppm	99
91)	Dibenz(a,h)anthracene	29.76	278	3078267	84.57 ppm	100
92)	Benzo(g,h,i)perylene	30.78	276	3098367	84.85 ppm	99

(#) = qualifier out of range (m) = manual integration

Quantitation Report

Data File : J:\ACQUDATA\5973A\DATA\111307\BQ204.D
Acq On : 13 Nov 2007 5:04 pm
Sample : Initial Calibration
Misc : 80 PPM STD 8270/625
MS Integration Params: RTEINT.P
Quant Time: Nov 13 17:37 2007

Vial: 5
Operator: Z.Miao
Inst : 5973-A
Multiplr: 1.00

Quant Results File: 82701113.RES

Method : J:\ACQUDATA\5973A\METHODS\82701113.M (RTE Integrator)
Title : 8270 BNA ANALYSIS
Last Update : Wed Nov 14 09:03:55 2007
Response via : Initial Calibration

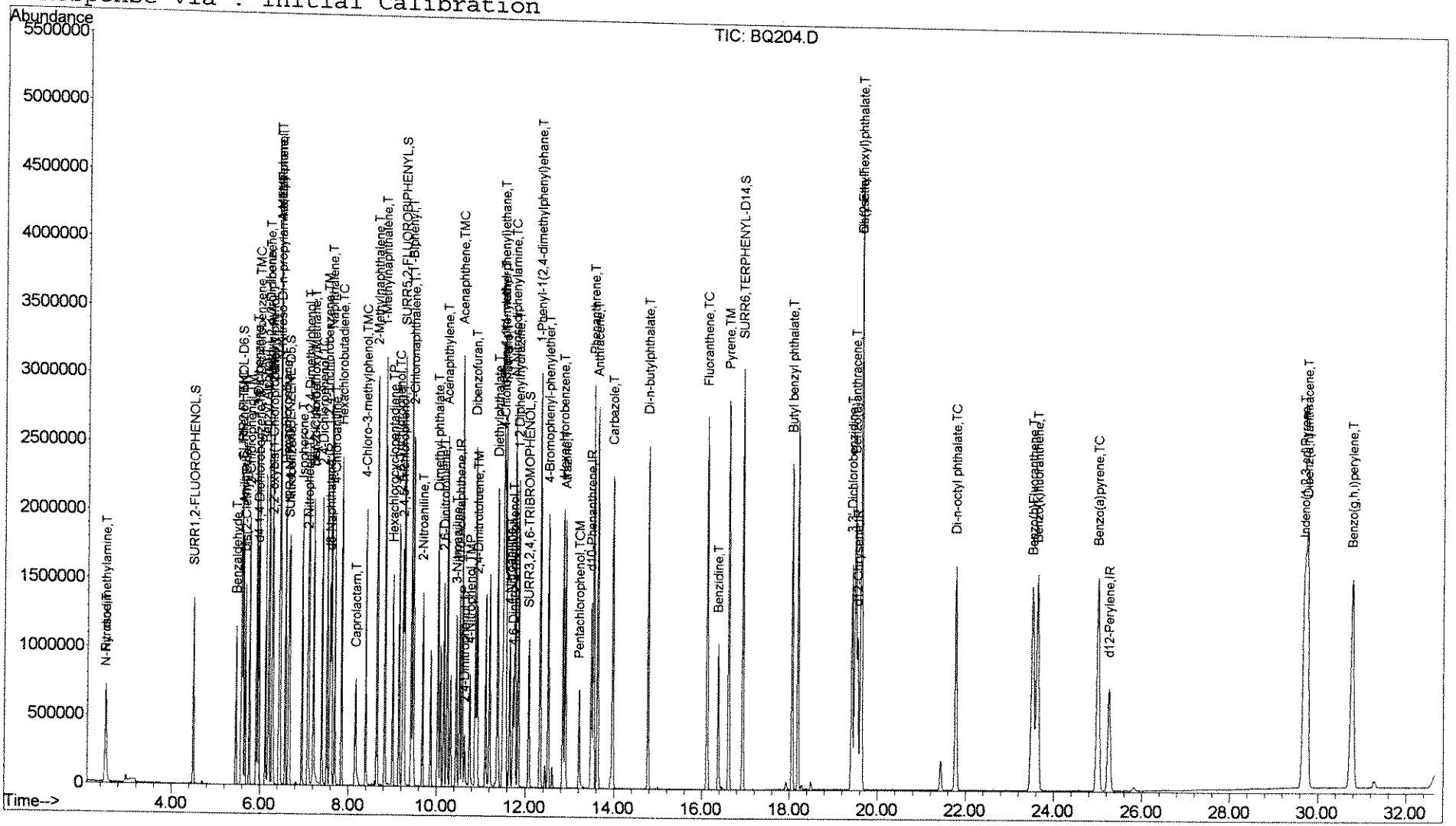

Quantitation Report (QT Reviewed)

Data File : J:\ACQUDATA\5973A\DATA\111307\BQ205.D Vial: 6
Acq On : 13 Nov 2007 5:45 pm Operator: Z.Miao
Sample : Initial Calibration Inst : 5973-A
Misc : 100 PPM STD 8270/625 Multiplr: 1.00
MS Integration Params: RTEINT.P
Quant Time: Nov 13 18:18 2007 Quant Results File: 82701113.RES

Quant Method : J:\ACQUDATA\5...\82701113.M (RTE Integrator)
Title : 8270 BNA ANALYSIS
Last Update : Tue Nov 13 09:06:55 2007
Response via : Initial Calibration
DataAcq Meth : 82701113

Internal Standards	R.T.	QIon	Response	Conc	Units	Dev(Min)
1) d4-1,4-Dichlorobenzene	5.96	152	252816	40.00	ppm	-0.01
22) d8-Naphthalene	7.59	136	956442	40.00	ppm	-0.01
39) d10-Acenaphthene	10.52	164	544324	40.00	ppm	-0.02
61) d10-Phenanthrene	13.49	188	979579	40.00	ppm	-0.02
76) d12-Chrysene	19.54	240	963305	40.00	ppm	-0.04
85) d12-Perylene	25.26	264	1004653	40.00	ppm	-0.05

System Monitoring Compounds						
4) SURR1,2-FLUOROPHENOL	4.50	112	700271	98.23	ppm	-0.01
Spiked Amount 200.000	Range 17 - 74		Recovery = 49.12%			
7) SURR2,PHENOL-D6	5.58	99	957011	95.12	ppm	-0.01
Spiked Amount 200.000	Range 10 - 69		Recovery = 47.56%			
23) SURR4,NITROBENZENE-D5	6.65	82	915030	99.34	ppm	-0.01
Spiked Amount 100.000	Range 38 - 105		Recovery = 99.34%			
43) SURR5,2-FLUOROBIPHENYL	9.27	172	1801779	100.83	ppm	-0.02
Spiked Amount 100.000	Range 38 - 100		Recovery = 100.83%#			
60) SURR3,2,4,6-TRIBROMOPHENOL	12.09	330	334084	97.20	ppm	-0.02
Spiked Amount 200.000	Range 41 - 135		Recovery = 48.60%			
79) SURR6,TERPHENYL-D14	16.94	244	2315101	103.92	ppm	-0.02
Spiked Amount 100.000	Range 40 - 137		Recovery = 103.92%			

Target Compounds						Qvalue
2) Pyridine	2.52	79	631788	97.73	ppm	97
3) N-Nitrosodimethylamine	2.51	74	352747	97.27	ppm	99
5) Benzaldehyde	5.46	106	301077	96.05	ppm	99
6) Aniline	5.62	93	1126702	92.64	ppm	97
8) Phenol	5.60	94	1041191	93.47	ppm	98
9) bis(2-Clethyl)Ether	5.66	93	781153	95.98	ppm	100
10) 2-Chlorophenol	5.77	128	827033	97.80	ppm	97
11) 1,3-Diclbenzene	5.92	146	972286	99.48	ppm	99
12) 1,4-Dichlorobenzene	5.98	146	970699	98.48	ppm	98
13) 1,2-Diclbenzene	6.20	146	920808	98.43	ppm	99
14) Benzyl Alcohol	6.12	79	690676	96.64	ppm	99
15) 2,2'-oxybis(1-Chloropropan	6.29	45	887360	93.23	ppm	92
16) 2-Methylphenol	6.28	108	763004	95.08	ppm	96
17) Acetophenone	6.45	105	1106880	95.13	ppm	94
18) N-Nitroso-Di-n-propylamine	6.47	70	597145	93.48	ppm	97
19) Hexachloroethane	6.58	117	395901	100.50	ppm	97
20) 4-Methylphenol	6.44	108	792939	94.31	ppm	97
21) 1-Methyl-2-pyrrolidinone	6.20	99	542052	91.43	ppm	95
24) Nitrobenzene	6.67	77	909953	98.31	ppm	97
25) Isophorone	6.95	82	1424166	97.62	ppm	97

(#) = qualifier out of range (m) = manual integration

00243

Quantitation Report (QT Reviewed)

Data File : J:\ACQUDATA\5973A\DATA\111307\BQ205.D Vial: 6
Acq On : 13 Nov 2007 5:45 pm Operator: Z.Miao
Sample : Initial Calibration Inst : 5973-A
Misc : 100 PPM STD 8270/625 Multiplr: 1.00
MS Integration Params: RTEINT.P
Quant Time: Nov 13 18:18 2007 Quant Results File: 82701113.RES

Quant Method : J:\ACQUDATA\5...\82701113.M (RTE Integrator)
Title : 8270 BNA ANALYSIS
Last Update : Tue Nov 13 09:06:55 2007
Response via : Initial Calibration
DataAcq Meth : 82701113

	Compound	R.T.	QIon	Response	Conc	Unit	Qvalue
26)	2-Nitrophenol	7.08	139	497166	104.38	ppm	99
27)	Benzoic Acid	7.23	105	362425	97.92	ppm	98
28)	2,4-Dimethylphenol	7.10	107	810465	98.18	ppm	99
29)	bis(-2-Chloroethoxy)Methan	7.21	93	980598	97.54	ppm	96
30)	2,4-Dichlorophenol	7.40	162	727658	101.18	ppm	98
31)	1,2,4-Trichlorobenzene	7.52	180	825234	100.76	ppm	99
32)	Naphthalene	7.61	128	2307510	97.35	ppm	96
33)	4-Chloroaniline	7.69	127	977098	96.86	ppm	98
34)	Hexachlorobutadiene	7.85	225	523560	103.61	ppm	94
35)	4-Chloro-3-methylphenol	8.40	107	712448	97.24	ppm	99
36)	Caprolactam	8.18	113	270317	94.10	ppm	94
37)	2-Methylnaphthalene	8.65	142	1600329	97.70	ppm	99
38)	1-Methylnaphthalene	8.83	142	1635632	96.99	ppm	99
40)	Hexachlorocyclopentadiene	9.01	237	491893	101.45	ppm	97
41)	2,4,6-Trichlorophenol	9.15	196	531612	105.75	ppm	98
42)	2,4,5-Trichlorophenol	9.23	196	559694	106.22	ppm	98
44)	1,1'-Biphenyl	9.43	154	2077623	100.21	ppm	99
45)	2-Chloronaphthalene	9.47	162	1521564	101.18	ppm	97
46)	2-Nitroaniline	9.69	65	474800	97.14	ppm	98
47)	Acenaphthylene	10.24	152	2286531	99.57	ppm	97
48)	Dimethyl phthalate	10.03	163	1676239	98.87	ppm	99
49)	2,6-Dinitrotoluene	10.17	165	425103	99.22	ppm	99
50)	Acenaphthene	10.58	153	1582132	99.39	ppm	99
51)	3-Nitroaniline	10.45	138	444520	95.10	ppm	94
52)	2,4-Dinitrophenol	10.64	184	150262	99.25	ppm	87
53)	Dibenzofuran	10.88	168	2160351	98.76	ppm	97
54)	2,4-Dinitrotoluene	10.93	165	529483	99.76	ppm	99
55)	4-Nitrophenol	10.76	65	305275	95.56	ppm	98
56)	Fluorene	11.56	166	1794430	97.97	ppm	98
57)	4-Chlorophenyl-phenylether	11.53	204	928034	100.01	ppm	98
58)	Diethylphthalate	11.38	149	1644716	98.68	ppm	99
59)	4-Nitroaniline	11.66	138	417927	89.57	ppm	98
62)	1-Phenyl-1(4-methyl-phenyl	11.51	181	1221975	104.20	ppm	97
63)	4,6-Dinitro-2-methylphenol	11.74	198	303211	97.14	ppm	98
64)	1,2 Diphenylhydrazine	11.85	77	1878430	101.23	ppm	93
65)	N-Nitrosodiphenylamine	11.78	169	1526878	101.63	ppm	98
66)	4-Bromophenyl-phenylether	12.52	248	599114	103.78	ppm	98
67)	1-Phenyl-1(2,4-dimethylphe	12.34	195	1487940	104.67	ppm	98
68)	Hexachlorobenzene	12.86	284	670283	101.96	ppm	98
69)	Atrazine	12.91	215	293630	100.65	ppm	97
70)	Pentachlorophenol	13.22	266	241323	104.30	ppm	98

(#) = qualifier out of range (m) = manual integration

Quantitation Report (QT Reviewed)

Data File : J:\ACQUDATA\5973A\DATA\111307\BQ205.D Vial: 6
Acq On : 13 Nov 2007 5:45 pm Operator: Z.Miao
Sample : Initial Calibration Inst : 5973-A
Misc : 100 PPM STD 8270/625 Multiplr: 1.00
MS Integration Params: RTEINT.P
Quant Time: Nov 13 18:18 2007 Quant Results File: 82701113.RES

Quant Method : J:\ACQUDATA\5...\82701113.M (RTE Integrator)
Title : 8270 BNA ANALYSIS
Last Update : Tue Nov 13 09:06:55 2007
Response via : Initial Calibration
DataAcq Meth : 82701113

	Compound	R.T.	QIon	Response	Conc	Unit	Qvalue
71)	Phenanthrene	13.54	178	2506515	99.58	ppm	98
72)	Anthracene	13.64	178	2534871	100.99	ppm	98
73)	Carbazole	13.97	167	2237150	96.69	ppm	99
74)	Di-n-butylphthalate	14.78	149	2622975	99.18	ppm	98
75)	Fluoranthene	16.12	202	2641509	96.38	ppm	98
77)	Benzidine	16.38	184	861453	97.42	ppm	99
78)	Pyrene	16.62	202	2791757	104.08	ppm	96
80)	Butyl benzyl phthalate	18.06	149	1228795	102.63	ppm	99
81)	3,3'-Dichlorobenzidine	19.42	252	1085343	101.39	ppm	99
82)	Benzo(a)anthracene	19.50	228	2794026	101.25	ppm	99
83)	Chrysene	19.62	228	2693256	100.42	ppm	99
84)	bis(2-Ethylhexyl)phthalate	19.63	149	1635931	101.12	ppm	98
86)	Di-n-octyl phthalate	21.78	149	2745587	96.02	ppm	99
87)	Benzo(b)Fluoranthene	23.52	252	3173553	97.81	ppm	99
88)	Benzo(k)fluoranthene	23.64	252	3044018	97.80	ppm	99
89)	Benzo(a)pyrene	25.01	252	3032114	101.58	ppm	99
90)	Indeno(1,2,3-cd)Pyrene	29.69	276	4354645	108.89	ppm	98
91)	Dibenz(a,h)anthracene	29.76	278	3688076	108.74	ppm	98
92)	Benzo(g,h,i)perylene	30.79	276	3745066	110.07	ppm	98

(#) = qualifier out of range (m) = manual integration

06245

Quantitation Report

Data File : J:\ACQUDATA\5973A\DATA\111307\BQ205.D
Acq On : 13 Nov 2007 5:45 pm
Sample : Initial Calibration
Misc : 100 PPM STD 8270/625
MS Integration Params: RTEINT.P
Quant Time: Nov 13 18:18 2007

Vial: 6
Operator: Z.Miao
Inst : 5973-A
Multiplr: 1.00

Quant Results File: 82701113.RES

Method : J:\ACQUDATA\5973A\METHODS\82701113.M (RTE Integrator)
Title : 8270 BNA ANALYSIS
Last Update : Wed Nov 14 09:03:55 2007
Response via : Initial Calibration

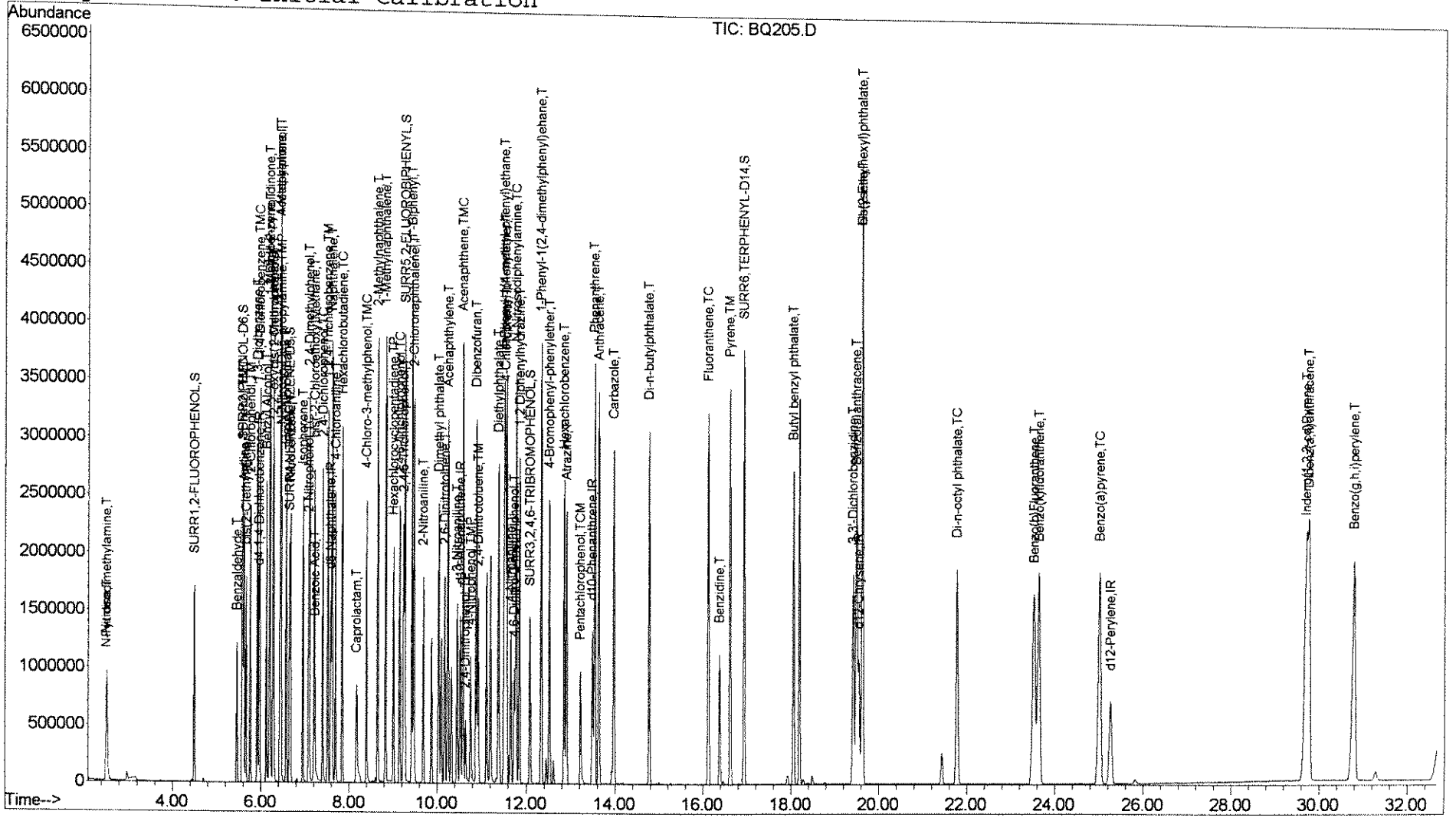

Quantitation Report (QT Reviewed)

Data File : J:\ACQUDATA\5973A\DATA\111307\BQ206.D Vial: 7
Acq On : 13 Nov 2007 6:26 pm Operator: Z.Miao
Sample : Initial Calibration Inst : 5973-A
Misc : 120 PPM STD 8270/625 Multiplr: 1.00
MS Integration Params: RTEINT.P
Quant Time: Nov 13 18:59 2007 Quant Results File: 82701113.RES

Quant Method : J:\ACQUDATA\5...\82701113.M (RTE Integrator)
Title : 8270 BNA ANALYSIS
Last Update : Tue Nov 13 09:06:55 2007
Response via : Initial Calibration
DataAcq Meth : 82701113

Internal Standards	R.T.	QIon	Response	Conc Units	Dev(Min)
1) d4-1,4-Dichlorobenzene	5.96	152	244775	40.00 ppm	-0.01
22) d8-Naphthalene	7.59	136	915953	40.00 ppm	-0.01
39) d10-Acenaphthene	10.52	164	522689	40.00 ppm	-0.02
61) d10-Phenanthrene	13.50	188	953949	40.00 ppm	-0.02
76) d12-Chrysene	19.55	240	984374	40.00 ppm	-0.03
85) d12-Perylene	25.26	264	1029252	40.00 ppm	-0.05
System Monitoring Compounds					
4) SURR1,2-FLUOROPHENOL	4.50	112	788399	114.22 ppm	-0.01
Spiked Amount 200.000	Range 17 - 74		Recovery = 57.11%		
7) SURR2,PHENOL-D6	5.58	99	1064533	109.28 ppm	-0.01
Spiked Amount 200.000	Range 10 - 69		Recovery = 54.64%		
23) SURR4,NITROBENZENE-D5	6.65	82	1027843	116.52 ppm	0.00
Spiked Amount 100.000	Range 38 - 105		Recovery = 116.52%#		
43) SURR5,2-FLUOROBIPHENYL	9.27	172	2006141	116.91 ppm	-0.01
Spiked Amount 100.000	Range 38 - 100		Recovery = 116.91%#		
60) SURR3,2,4,6-TRIBROMOPHENOL	12.09	330	390783	117.31 ppm	-0.02
Spiked Amount 200.000	Range 41 - 135		Recovery = 58.66%		
79) SURR6,TERPHENYL-D14	16.94	244	2703940	118.78 ppm	-0.02
Spiked Amount 100.000	Range 40 - 137		Recovery = 118.78%		

Target Compounds					Qvalue
2) Pyridine	2.53	79	710815	113.57 ppm	95
3) N-Nitrosodimethylamine	2.51	74	399720	113.84 ppm	98
5) Benzaldehyde	5.46	106	284519	93.75 ppm	99
6) Aniline	5.62	93	1250835	106.23 ppm	98
8) Phenol	5.60	94	1153236	106.93 ppm	97
9) bis(2-Clethyl)Ether	5.67	93	878461	111.48 ppm	98
10) 2-Chlorophenol	5.77	128	906685	110.74 ppm	98
11) 1,3-Diclbenzene	5.92	146	1080584	114.19 ppm	99
12) 1,4-Dichlorobenzene	5.98	146	1087499	113.95 ppm	98
13) 1,2-Diclbenzene	6.20	146	1031013	113.83 ppm	99
14) Benzyl Alcohol	6.13	79	773371	111.77 ppm	98
15) 2,2'-oxybis(1-Chloropropan	6.30	45	981722	106.53 ppm	89
16) 2-Methylphenol	6.29	108	855345	110.09 ppm	94
17) Acetophenone	6.45	105	1216236	107.96 ppm	95
18) N-Nitroso-Di-n-propylamine	6.47	70	664408	107.43 ppm	98
19) Hexachloroethane	6.58	117	451022	118.26 ppm	95
20) 4-Methylphenol	6.45	108	886906	108.95 ppm	99
21) 1-Methyl-2-pyrrolidinone	6.20	99	612026	106.62 ppm	95
24) Nitrobenzene	6.68	77	1017474	114.79 ppm	98
25) Isophorone	6.96	82	1566544	112.13 ppm	95

(#) = qualifier out of range (m) = manual integration

00247

Quantitation Report (QT Reviewed)

Data File : J:\ACQUDATA\5973A\DATA\111307\BQ206.D Vial: 7
Acq On : 13 Nov 2007 6:26 pm Operator: Z.Miao
Sample : Initial Calibration Inst : 5973-A
Misc : 120 PPM STD 8270/625 Multiplr: 1.00
MS Integration Params: RTEINT.P
Quant Time: Nov 13 18:59 2007 Quant Results File: 82701113.RES

Quant Method : J:\ACQUDATA\5...\82701113.M (RTE Integrator)
Title : 8270 BNA ANALYSIS
Last Update : Tue Nov 13 09:06:55 2007
Response via : Initial Calibration
DataAcq Meth : 82701113

	Compound	R.T.	QIon	Response	Conc Unit	Qvalue
26)	2-Nitrophenol	7.08	139	561829	123.17 ppm	99
27)	Benzoic Acid	7.24	105	449155	115.91 ppm	97
28)	2,4-Dimethylphenol	7.10	107	893697	113.05 ppm	97
29)	bis(-2-Chloroethoxy)Methan	7.22	93	1084683	112.66 ppm	96
30)	2,4-Dichlorophenol	7.40	162	804268	116.78 ppm	96
31)	1,2,4-Trichlorobenzene	7.52	180	917967	117.03 ppm	99
32)	Naphthalene	7.62	128	2555510	112.58 ppm	95
33)	4-Chloroaniline	7.70	127	1092914	113.13 ppm	99
34)	Hexachlorobutadiene	7.85	225	580083	119.87 ppm	94
35)	4-Chloro-3-methylphenol	8.40	107	809384	115.35 ppm	99
36)	Caprolactam	8.19	113	309937	112.67 ppm	97
37)	2-Methylnaphthalene	8.65	142	1782968	113.66 ppm	99
38)	1-Methylnaphthalene	8.83	142	1821413	112.78 ppm	99
40)	Hexachlorocyclopentadiene	9.01	237	553880	117.60 ppm	98
41)	2,4,6-Trichlorophenol	9.15	196	601833	124.68 ppm	97
42)	2,4,5-Trichlorophenol	9.24	196	627212	123.96 ppm	98
44)	1,1'-Biphenyl	9.43	154	2308367	115.95 ppm	96
45)	2-Chloronaphthalene	9.48	162	1701346	117.81 ppm	97
46)	2-Nitroaniline	9.69	65	538084	114.64 ppm	98
47)	Acenaphthylene	10.24	152	2553253	115.79 ppm	95
48)	Dimethyl phthalate	10.04	163	1899357	116.67 ppm	98
49)	2,6-Dinitrotoluene	10.18	165	485413	117.98 ppm	97
50)	Acenaphthene	10.59	153	1778996	116.39 ppm	97
51)	3-Nitroaniline	10.46	138	511451	113.95 ppm	96
52)	2,4-Dinitrophenol	10.65	184	196491	120.05 ppm	92
53)	Dibenzofuran	10.89	168	2434185	115.89 ppm	96
54)	2,4-Dinitrotoluene	10.93	165	610992	119.88 ppm	98
55)	4-Nitrophenol	10.76	65	361783	117.93 ppm	97
56)	Fluorene	11.57	166	2041367	116.06 ppm	98
57)	4-Chlorophenyl-phenylether	11.54	204	1061034	119.08 ppm	97
58)	Diethylphthalate	11.39	149	1862751	116.38 ppm	98
59)	4-Nitroaniline	11.67	138	457066	102.01 ppm	98
62)	1-Phenyl-1(4-methyl-phenyl	11.51	181	1389880	121.70 ppm	96
63)	4,6-Dinitro-2-methylphenol	11.75	198	376017	123.70 ppm	98
64)	1,2 Diphenylhydrazine	11.86	77	2108860	116.70 ppm	92
65)	N-Nitrosodiphenylamine	11.78	169	1741292	119.02 ppm	100
66)	4-Bromophenyl-phenylether	12.53	248	683863	121.65 ppm	98
67)	1-Phenyl-1(2,4-dimethylphe	12.34	195	1691951	122.22 ppm	97
68)	Hexachlorobenzene	12.86	284	784921	122.60 ppm	96
69)	Atrazine	12.92	215	338326	119.08 ppm	97
70)	Pentachlorophenol	13.23	266	297871	123.84 ppm	99

(#) = qualifier out of range (m) = manual integration

Quantitation Report (QT Reviewed)

Data File : J:\ACQUDATA\5973A\DATA\111307\BQ206.D Vial: 7
Acq On : 13 Nov 2007 6:26 pm Operator: Z.Miao
Sample : Initial Calibration Inst : 5973-A
Misc : 120 PPM STD 8270/625 Multiplr: 1.00
MS Integration Params: RTEINT.P
Quant Time: Nov 13 18:59 2007 Quant Results File: 82701113.RES

Quant Method : J:\ACQUDATA\5...\82701113.M (RTE Integrator)
Title : 8270 BNA ANALYSIS
Last Update : Tue Nov 13 09:06:55 2007
Response via : Initial Calibration
DataAcq Meth : 82701113

	Compound	R.T.	QIon	Response	Conc Unit	Qvalue
71)	Phenanthrene	13.55	178	2864560	116.87 ppm	97
72)	Anthracene	13.64	178	2853297	116.73 ppm	97
73)	Carbazole	13.98	167	2514097	111.58 ppm	99
74)	Di-n-butylphthalate	14.79	149	3030935	117.69 ppm	98
75)	Fluoranthene	16.13	202	3074196	115.18 ppm	98
77)	Benzidine	16.38	184	869087	96.18 ppm	99
78)	Pyrene	16.63	202	3230342	117.86 ppm	94
80)	Butyl benzyl phthalate	18.07	149	1471943	120.30 ppm	99
81)	3,3'-Dichlorobenzidine	19.42	252	1283927	117.38 ppm	99
82)	Benzo(a)anthracene	19.50	228	3352428	118.89 ppm	97
83)	Chrysene	19.63	228	3259886	118.95 ppm	97
84)	bis(2-Ethylhexyl)phthalate	19.64	149	2017942	122.06 ppm	97
86)	Di-n-octyl phthalate	21.79	149	3406502	116.29 ppm	99
87)	Benzo(b)Fluoranthene	23.54	252	3913706	117.74 ppm	98
88)	Benzo(k)fluoranthene	23.66	252	3702764	116.12 ppm	99
89)	Benzo(a)pyrene	25.03	252	3662382	119.76 ppm	99
90)	Indeno(1,2,3-cd)Pyrene	29.72	276	5208632	127.13 ppm	97
91)	Dibenz(a,h)anthracene	29.78	278	4404527	126.76 ppm	99
92)	Benzo(g,h,i)perylene	30.81	276	4468412	128.20 ppm	97

(#) = qualifier out of range (m) = manual integration

Quantitation Report

Data File : J:\ACQUDATA\5973A\DATA\111307\BQ206.D
Acq On : 13 Nov 2007 6:26 pm
Sample : Initial Calibration
Misc : 120 PPM STD 8270/625
MS Integration Params: RTEINT.P
Quant Time: Nov 13 18:59 2007

Vial: 7
Operator: Z.Miao
Inst : 5973-A
Multiplr: 1.00

Quant Results File: 82701113.RES

Method : J:\ACQUDATA\5973A\METHODS\82701113.M (RTE Integrator)
Title : 8270 BNA ANALYSIS
Last Update : Wed Nov 14 09:03:55 2007
Response via : Initial Calibration

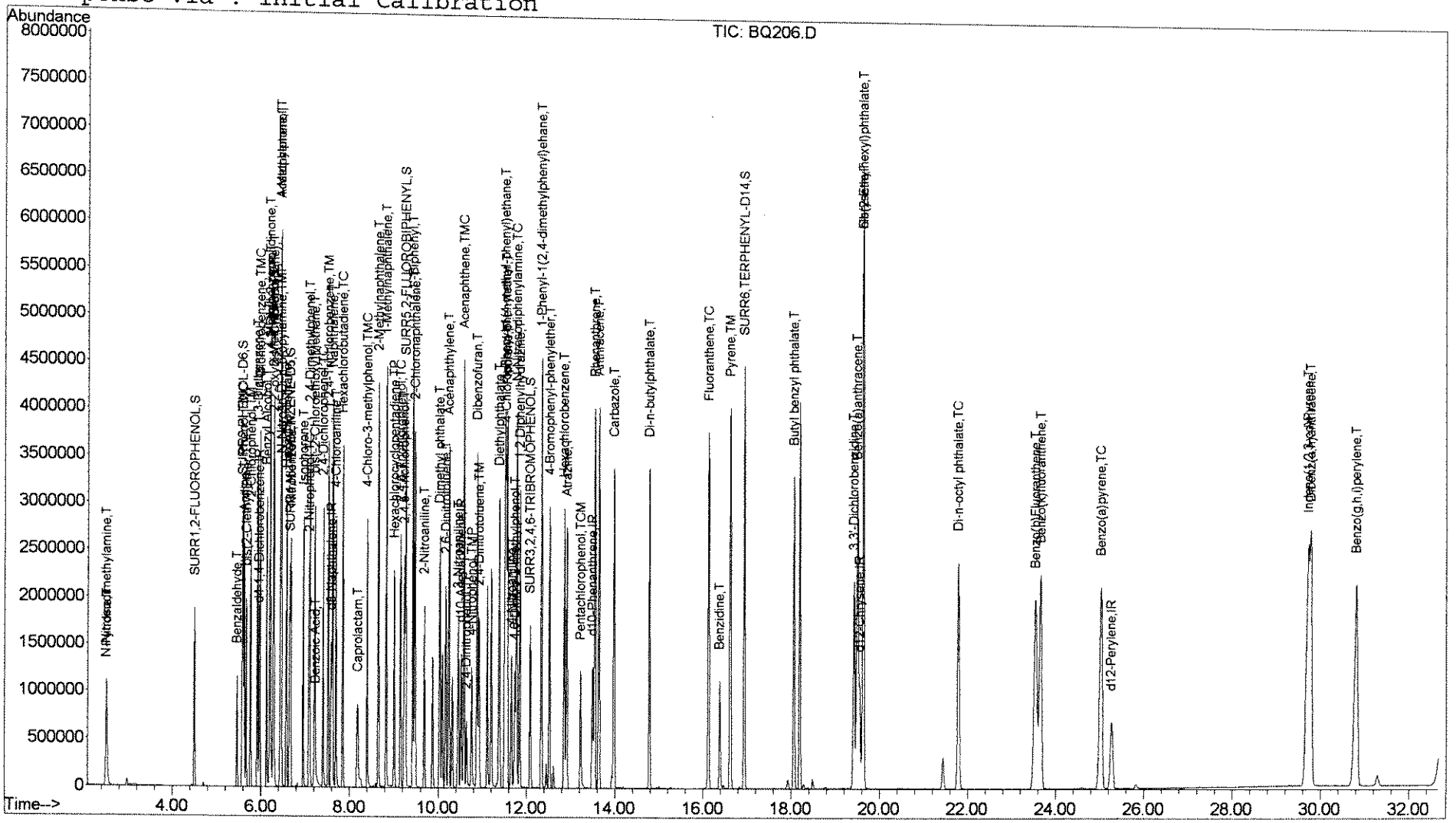

Quantitation Report (QT Reviewed)

Data File : J:\ACQUDATA\5973A\DATA\111307\BQ207.D Vial: 8
Acq On : 13 Nov 2007 7:07 pm Operator: Z.Miao
Sample : Initial Calibration Inst : 5973-A
Misc : 160 PPM STD 8270/625 Multiplr: 1.00
MS Integration Params: RTEINT.P
Quant Time: Nov 14 8:57 2007 Quant Results File: 82701113.RES

Quant Method : J:\ACQUDATA\5...\82701113.M (RTE Integrator)
Title : 8270 BNA ANALYSIS
Last Update : Tue Nov 13 09:06:55 2007
Response via : Initial Calibration
DataAcq Meth : 82701113

Internal Standards	R.T.	QIon	Response	Conc	Units	Dev(Min)
1) d4-1,4-Dichlorobenzene	5.96	152	251593	40.00	ppm	-0.01
22) d8-Naphthalene	7.58	136	950677	40.00	ppm	-0.02
39) d10-Acenaphthene	10.52	164	545226	40.00	ppm	-0.03
61) d10-Phenanthrene	13.49	188	970205	40.00	ppm	-0.03
76) d12-Chrysene	19.55	240	985353	40.00	ppm	-0.04
85) d12-Perylene	25.26	264	998951	40.00	ppm	-0.05

System Monitoring Compounds

4) SURR1,2-FLUOROPHENOL	4.50	112	1067873	150.52	ppm	-0.02
Spiked Amount 200.000	Range 17 - 74		Recovery = 75.26%#			
7) SURR2,PHENOL-D6	5.58	99	1425866	142.40	ppm	-0.01
Spiked Amount 200.000	Range 10 - 69		Recovery = 71.20%#			
23) SURR4,NITROBENZENE-D5	6.65	82	1414509	154.49	ppm	-0.01
Spiked Amount 100.000	Range 38 - 105		Recovery = 154.49%#			
43) SURR5,2-FLUOROBIPHENYL	9.27	172	2741153	153.14	ppm	-0.02
Spiked Amount 100.000	Range 38 - 100		Recovery = 153.14%#			
60) SURR3,2,4,6-TRIBROMOPHENOL	12.09	330	557429	158.57	ppm	-0.02
Spiked Amount 200.000	Range 41 - 135		Recovery = 79.28%			
79) SURR6,TERPHENYL-D14	16.94	244	3586554	157.39	ppm	-0.02
Spiked Amount 100.000	Range 40 - 137		Recovery = 157.39%#			

Target Compounds						Qvalue
2) Pyridine	2.54	79	950573	147.76	ppm	98
3) N-Nitrosodimethylamine	2.53	74	534658	148.14	ppm	99
5) Benzaldehyde	5.46	106	281347	90.19	ppm	96
6) Aniline	5.62	93	1701673	140.60	ppm	96
8) Phenol	5.60	94	1545239	139.39	ppm	96
9) bis(2-Clethyl)Ether	5.67	93	1184676	146.27	ppm	98
10) 2-Chlorophenol	5.76	128	1225499	145.63	ppm	98
11) 1,3-Diclbenzene	5.92	146	1450348	149.12	ppm	97
12) 1,4-Dichlorobenzene	5.98	146	1451758	148.00	ppm	96
13) 1,2-Diclbenzene	6.20	146	1408872	151.33	ppm	97
14) Benzyl Alcohol	6.13	79	1070583	150.53	ppm	96
15) 2,2'-oxybis(1-Chloropropan	6.30	45	1239935m	130.91	ppm	
16) 2-Methylphenol	6.29	108	1155025	144.63	ppm	92
17) Acetophenone	6.45	105	1635465	141.24	ppm	94
18) N-Nitroso-Di-n-propylamine	6.47	70	914719	143.90	ppm	97
19) Hexachloroethane	6.58	117	619423	158.01	ppm	98
20) 4-Methylphenol	6.45	108	1191422	142.39	ppm	97
21) 1-Methyl-2-pyrrolidinone	6.22	99	878380	148.87	ppm	99
24) Nitrobenzene	6.68	77	1388956	150.97	ppm	94
25) Isophorone	6.95	82	2116824	145.98	ppm	94

(#) = qualifier out of range (m) = manual integration

00251

Quantitation Report (QT Reviewed)

Data File : J:\ACQUDATA\5973A\DATA\111307\BQ207.D Vial: 8
Acq On : 13 Nov 2007 7:07 pm Operator: Z.Miao
Sample : Initial Calibration Inst : 5973-A
Misc : 160 PPM STD 8270/625 Multiplr: 1.00
MS Integration Params: RTEINT.P
Quant Time: Nov 14 8:57 2007 Quant Results File: 82701113.RES

Quant Method : J:\ACQUDATA\5...\82701113.M (RTE Integrator)
Title : 8270 BNA ANALYSIS
Last Update : Tue Nov 13 09:06:55 2007
Response via : Initial Calibration
DataAcq Meth : 82701113

	Compound	R.T.	QIon	Response	Conc Unit	Qvalue
26)	2-Nitrophenol	7.08	139	789812	166.83 ppm	97
27)	Benzoic Acid	7.25	105	705298	156.52 ppm	98
28)	2,4-Dimethylphenol	7.10	107	1252736	152.67 ppm	97
29)	bis(-2-Chloroethoxy)Methan	7.21	93	1506612	150.77 ppm	96
30)	2,4-Dichlorophenol	7.40	162	1136890	159.04 ppm	98
31)	1,2,4-Trichlorobenzene	7.52	180	1290461	158.52 ppm	98
32)	Naphthalene	7.62	128	3296748	139.93 ppm	89
33)	4-Chloroaniline	7.69	127	1511568	150.75 ppm	97
34)	Hexachlorobutadiene	7.85	225	831505	165.55 ppm	95
35)	4-Chloro-3-methylphenol	8.40	107	1141974	156.81 ppm	99
36)	Caprolactam	8.21	113	437466	153.22 ppm	97
37)	2-Methylnaphthalene	8.65	142	2430703	149.30 ppm	98
38)	1-Methylnaphthalene	8.83	142	2483761	148.18 ppm	97
40)	Hexachlorocyclopentadiene	9.01	237	829124	165.33 ppm	98
41)	2,4,6-Trichlorophenol	9.15	196	864879	171.77 ppm	100
42)	2,4,5-Trichlorophenol	9.24	196	913857	173.14 ppm	98
44)	1,1'-Biphenyl	9.43	154	3090893	148.84 ppm	91
45)	2-Chloronaphthalene	9.47	162	2352672	156.18 ppm	93
46)	2-Nitroaniline	9.69	65	754080	154.02 ppm	99
47)	Acenaphthylene	10.24	152	3443276	149.70 ppm	93
48)	Dimethyl phthalate	10.04	163	2609817	153.68 ppm	97
49)	2,6-Dinitrotoluene	10.18	165	682584	159.05 ppm	95
50)	Acenaphthene	10.58	153	2445051	153.35 ppm	96
51)	3-Nitroaniline	10.46	138	707687	151.15 ppm	96
52)	2,4-Dinitrophenol	10.65	184	303144	157.55 ppm	89
53)	Dibenzofuran	10.88	168	3272759	149.37 ppm	92
54)	2,4-Dinitrotoluene	10.93	165	849011	159.69 ppm	99
55)	4-Nitrophenol	10.76	65	505643	158.02 ppm	95
56)	Fluorene	11.56	166	2801526	152.70 ppm	97
57)	4-Chlorophenyl-phenylether	11.53	204	1515788	163.08 ppm	97
58)	Diethylphthalate	11.38	149	2530008	151.54 ppm	94
59)	4-Nitroaniline	11.67	138	656125	140.39 ppm	98
62)	1-Phenyl-1(4-methyl-phenyl	11.51	181	1958540	168.62 ppm	94
63)	4,6-Dinitro-2-methylphenol	11.74	198	544296	176.06 ppm	96
64)	1,2 Diphenylhydrazine	11.85	77	2817111	153.28 ppm	88
65)	N-Nitrosodiphenylamine	11.78	169	2394632	160.93 ppm	96
66)	4-Bromophenyl-phenylether	12.52	248	972556	170.10 ppm	98
67)	1-Phenyl-1(2,4-dimethylphe	12.34	195	2352839	167.11 ppm	94
68)	Hexachlorobenzene	12.86	284	1100927	169.08 ppm	96
69)	Atrazine	12.92	215	473955	164.03 ppm	98
70)	Pentachlorophenol	13.23	266	462193	172.53 ppm	98

(#) = qualifier out of range (m) = manual integration

00252

Quantitation Report (QT Reviewed)

Data File : J:\ACQUDATA\5973A\DATA\111307\BQ207.D Vial: 8
Acq On : 13 Nov 2007 7:07 pm Operator: Z.Miao
Sample : Initial Calibration Inst : 5973-A
Misc : 160 PPM STD 8270/625 Multiplr: 1.00
MS Integration Params: RTEINT.P
Quant Time: Nov 14 8:57 2007 Quant Results File: 82701113.RES

Quant Method : J:\ACQUDATA\5...\82701113.M (RTE Integrator)
Title : 8270 BNA ANALYSIS
Last Update : Tue Nov 13 09:06:55 2007
Response via : Initial Calibration
DataAcq Meth : 82701113

	Compound	R.T.	QIon	Response	Conc Unit	Qvalue
71)	Phenanthrene	13.55	178	3797752	152.34 ppm	92
72)	Anthracene	13.64	178	3804770	153.04 ppm	92
73)	Carbazole	13.98	167	3395827	148.18 ppm	96
74)	Di-n-butylphthalate	14.78	149	3976361	151.81 ppm	94
75)	Fluoranthene	16.13	202	4012176	147.80 ppm	93
77)	Benzidine	16.38	184	984896	108.89 ppm	100
78)	Pyrene	16.62	202	4240876	154.57 ppm	91
80)	Butyl benzyl phthalate	18.06	149	2005138	163.72 ppm	99
81)	3,3'-Dichlorobenzidine	19.42	252	1713314	156.47 ppm	98
82)	Benzo(a)anthracene	19.50	228	4468989	158.33 ppm	95
83)	Chrysene	19.63	228	4372202	159.38 ppm	93
84)	bis(2-Ethylhexyl)phthalate	19.63	149	2800543	169.23 ppm	94
86)	Di-n-octyl phthalate	21.78	149	4585411	161.29 ppm	99
87)	Benzo(b)Fluoranthene	23.54	252	5173423	160.36 ppm	96
88)	Benzo(k)fluoranthene	23.66	252	4707323	152.10 ppm	99
89)	Benzo(a)pyrene	25.03	252	4783023	161.15 ppm	98
90)	Indeno(1,2,3-cd)Pyrene	29.71	276	6723604	169.08 ppm	96
91)	Dibenz(a,h)anthracene	29.78	278	5615999	166.53 ppm	96
92)	Benzo(g,h,i)perylene	30.81	276	5738598	169.63 ppm	96

(#) = qualifier out of range (m) = manual integration

Quantitation Report

Data File : J:\ACQUDATA\5973A\DATA\111307\BQ207.D
Acq On : 13 Nov 2007 7:07 pm
Sample : Initial Calibration
Misc : 160 PPM STD 8270/625
MS Integration Params: RTEINT.P
Quant Time: Nov 14 8:57 2007

Vial: 8
Operator: Z.Miao
Inst : 5973-A
Multiplr: 1.00

Quant Results File: 82701113.RES

Method : J:\ACQUDATA\5973A\METHODS\82701113.M (RTE Integrator)
Title : 8270 BNA ANALYSIS
Last Update : Wed Nov 14 09:03:55 2007
Response via : Initial Calibration

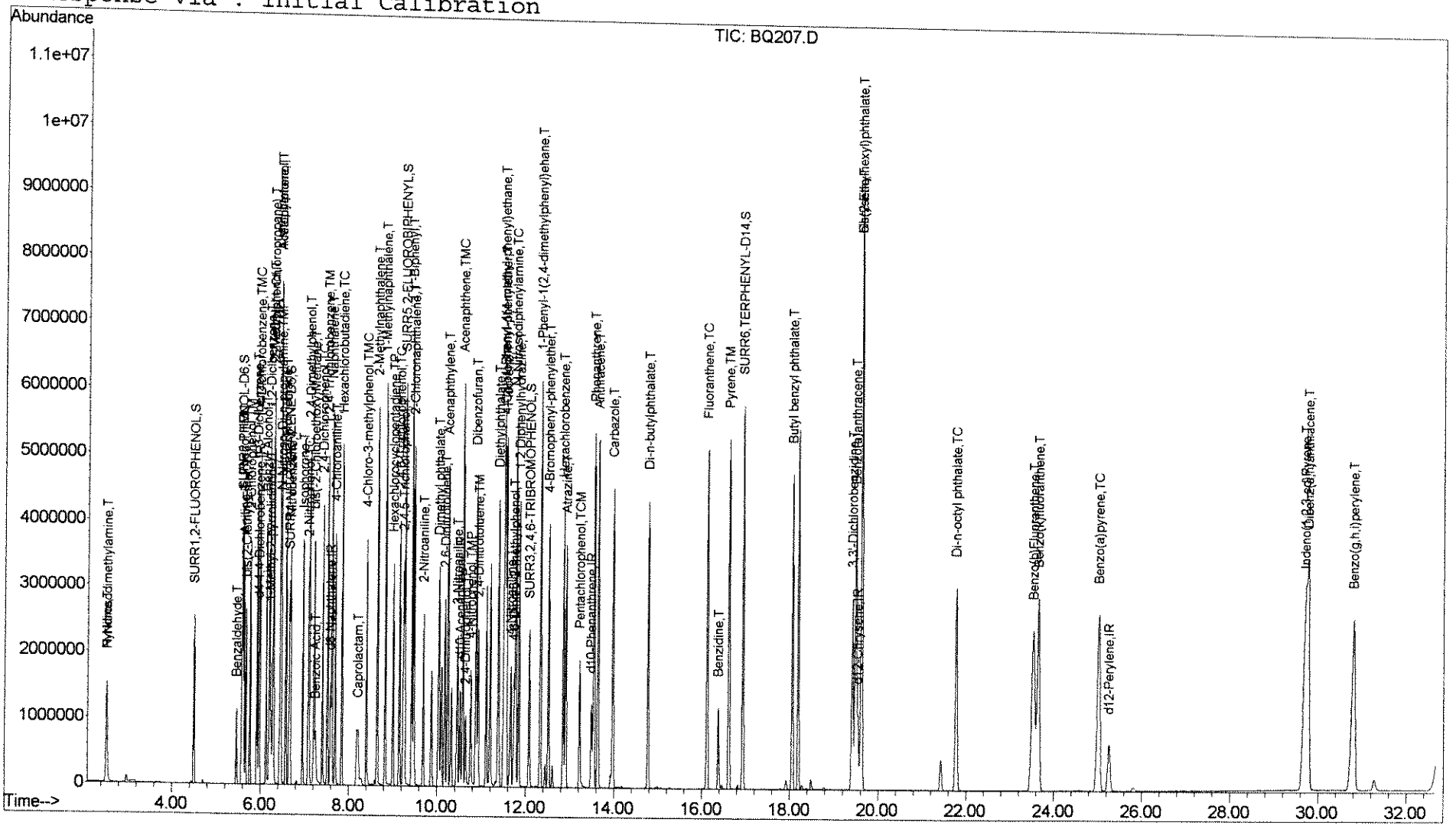

Quantitation Report (Qedit)

Data File : J:\ACQUDATA\5973A\DATA\111307\BQ207.D Vial: 8
Acq On : 13 Nov 2007 7:07 pm Operator: Z.Miao
Sample : Initial Calibration Inst : 5973-A
Misc : 160 PPM STD 8270/625 Multiplr: 1.00
MS Integration Params: RTEINT.P
Quant Time: Nov 13 19:40 2007 Quant Results File: temp.res

Method : J:\ACQUDATA\5973A\METHODS\82701113.M (RTE Integrator)
Title : 8270 BNA ANALYSIS
Last Update : Wed Nov 14 08:57:33 2007
Response via : Multiple Level Calibration

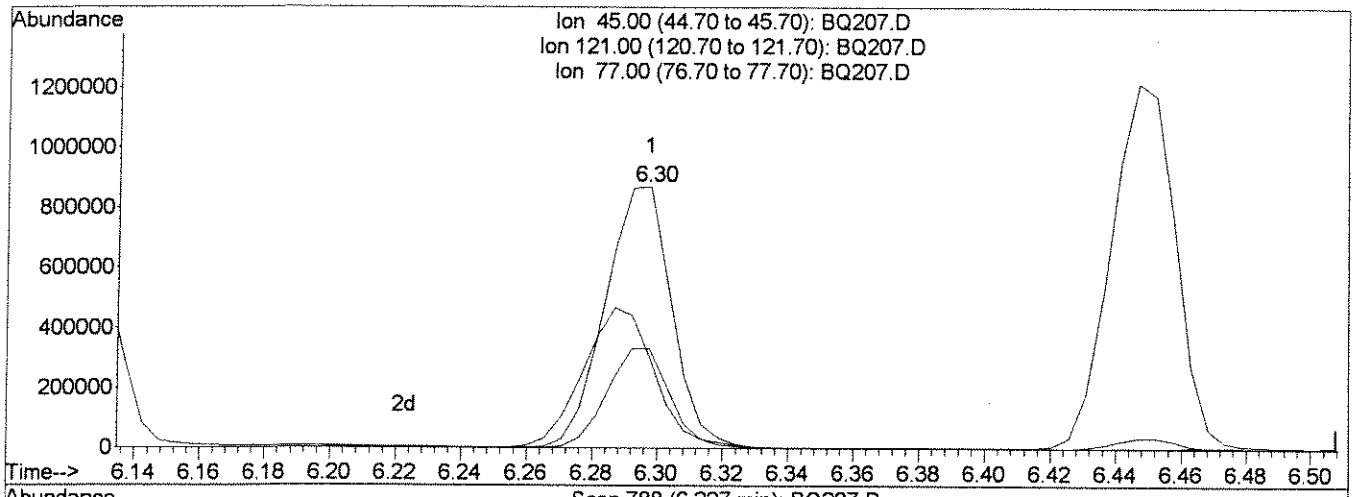

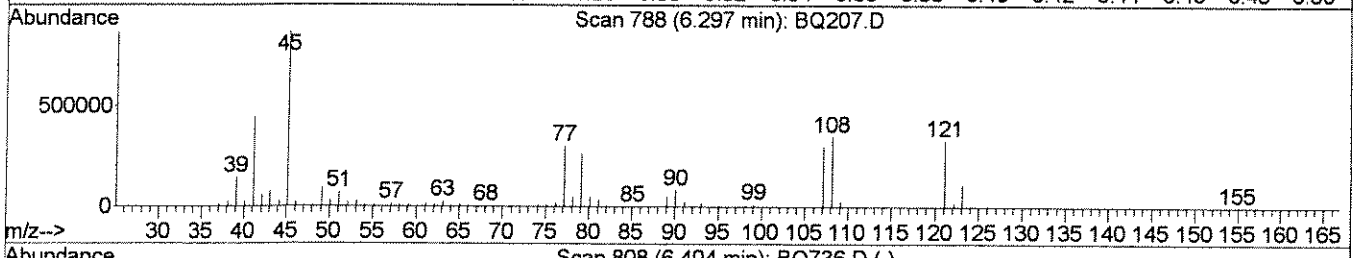

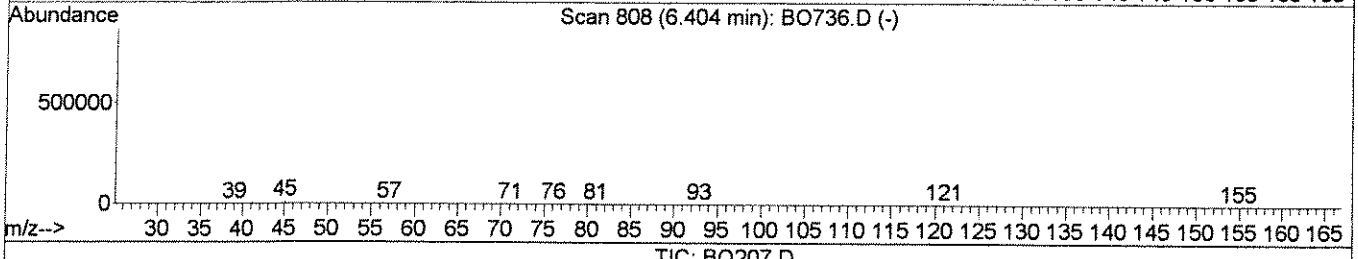

TIC: BQ207.D

(15) 2,2'-oxybis(1-Chloropropane) (T)

6.30min 130.88ppm

response 1239672

Ion	Exp%	Act%
45.00	100	100
121.00	28.80	37.92
77.00	18.40	34.75#
0.00	0.00	0.00

BQ207.D 82701113.M Wed Nov 14 08:57:56 2007

Quantitation Report (Qedit)

Data File : J:\ACQUDATA\5973A\DATA\111307\BQ207.D Vial: 8
Acq On : 13 Nov 2007 7:07 pm Operator: Z.Miao
Sample : Initial Calibration Inst : 5973-A
Misc : 160 PPM STD 8270/625 Multiplr: 1.00
MS Integration Params: RTEINT.P
Quant Time: Nov 14 8:57 2007 Quant Results File: temp.res

Method : J:\ACQUDATA\5973A\METHODS\82701113.M (RTE Integrator)
Title : 8270 BNA ANALYSIS
Last Update : Wed Nov 14 08:57:33 2007
Response via : Multiple Level Calibration

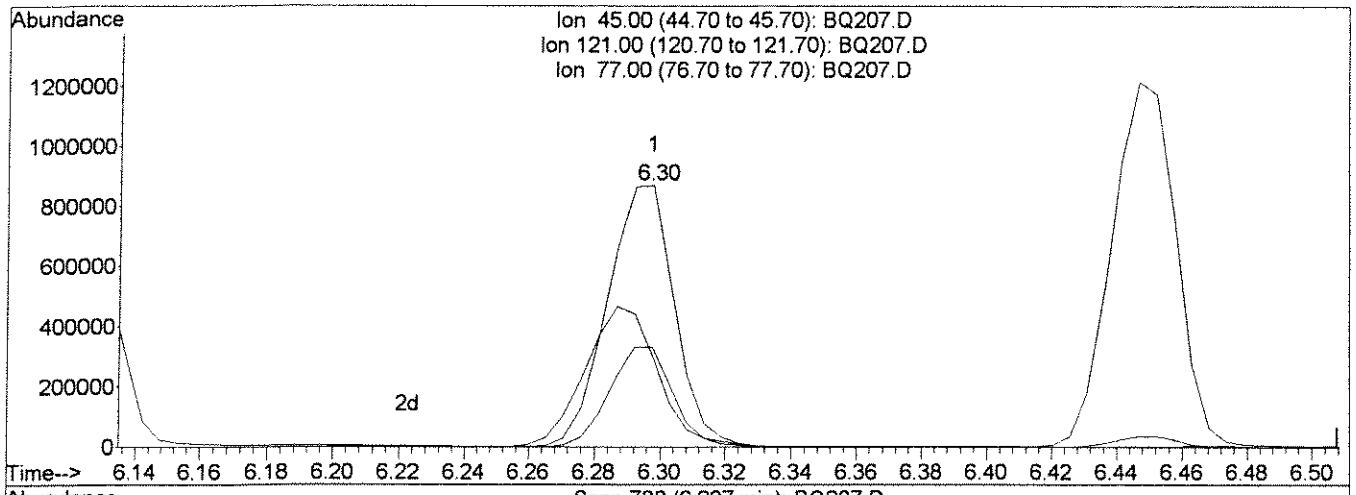

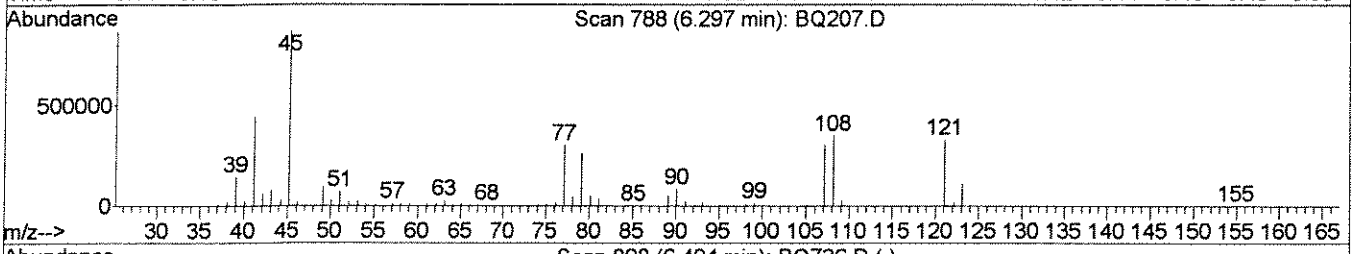

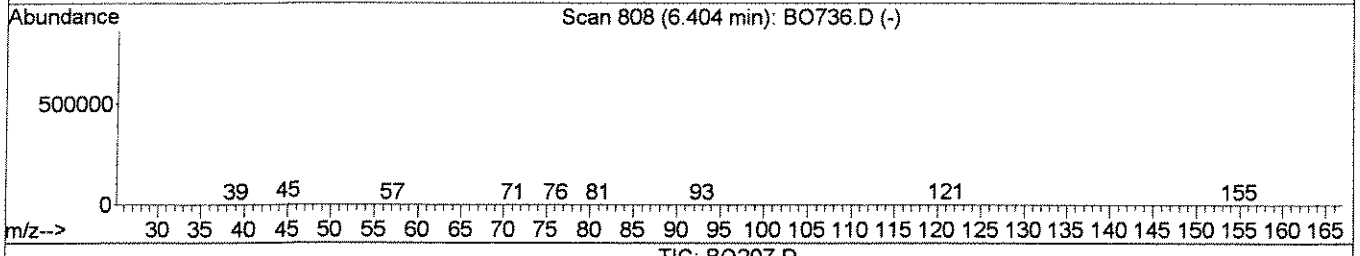

TIC: BQ207.D

(15) 2,2'-oxybis(1-Chloropropane) (T)

6.30min 130.91ppm m

response 1239935

Ion	Exp%	Act%
45.00	100	100
121.00	28.80	37.92
77.00	18.40	34.75#
0.00	0.00	0.00

11/14/07

BQ207.D 82701113.M Wed Nov 14 08:57:59 2007

Quantitation Report (QT Reviewed)

Data File : J:\ACQUDATA\5973A\DATA\111307\BQ200.D Vial: 4
Acq On : 13 Nov 2007 12:57 pm Operator: Z.Miao
Sample : BLK Inst : 5973-A
Misc : 11/13/2007 1.0 8270/625 Multiplr: 1.00
MS Integration Params: RTEINT.P
Quant Time: Nov 14 9:08 2007 Quant Results File: 82701113.RES

Quant Method : J:\ACQUDATA\5...\82701113.M (RTE Integrator)
Title : 8270 BNA ANALYSIS
Last Update : Wed Nov 14 09:03:55 2007
Response via : Initial Calibration
DataAcq Meth : 82701113

Internal Standards	R.T.	QIon	Response	Conc Units	Dev(Min)
1) d4-1,4-Dichlorobenzene	5.96	152	272375	40.00 ppm	0.00
22) d8-Naphthalene	7.59	136	1012980	40.00 ppm	0.00
39) d10-Acenaphthene	10.52	164	592185	40.00 ppm	0.00
61) d10-Phenanthrene	13.49	188	1061634	40.00 ppm	0.00
76) d12-Chrysene	19.55	240	1036576	40.00 ppm	0.00
85) d12-Perylene	25.26	264	903661	40.00 ppm	0.00

System Monitoring Compounds

4) SURR1,2-FLUOROPHENOL	0.00	112	0	0.00 ppm	
Spiked Amount 200.000	Range 17 - 74		Recovery =	0.00%#	
7) SURR2,PHENOL-D6	0.00	99	0	0.00 ppm	
Spiked Amount 200.000	Range 10 - 69		Recovery =	0.00%#	
23) SURR4,NITROBENZENE-D5	0.00	82	0	0.00 ppm	
Spiked Amount 100.000	Range 38 - 105		Recovery =	0.00%#	
43) SURR5,2-FLUOROBIPHENYL	0.00	172	0	0.00 ppm	
Spiked Amount 100.000	Range 38 - 100		Recovery =	0.00%#	
60) SURR3,2,4,6-TRIBROMOPHENOL	0.00	330	0	0.00 ppm	
Spiked Amount 200.000	Range 41 - 135		Recovery =	0.00%#	
79) SURR6,TERPHENYL-D14	16.94	244	442	0.02 ppm	0.00
Spiked Amount 100.000	Range 40 - 137		Recovery =	0.02%#	

Target Compounds Qvalue

(#) = qualifier out of range (m) = manual integration

Quantitation Report

Data File : J:\ACQUDATA\5973A\DATA\111307\BQ200.D
Acq On : 13 Nov 2007 12:57 pm
Sample : BLK
Misc : 11/13/2007 1.0 8270/625
MS Integration Params: RTEINT.P
Quant Time: Nov 14 9:08 2007

Vial: 4
Operator: Z.Miao
Inst : 5973-A
Multiplr: 1.00

Quant Results File: 82701113.RES

Method : J:\ACQUDATA\5973A\METHODS\82701113.M (RTE Integrator)
Title : 8270 BNA ANALYSIS
Last Update : Wed Nov 14 09:03:55 2007
Response via : Initial Calibration

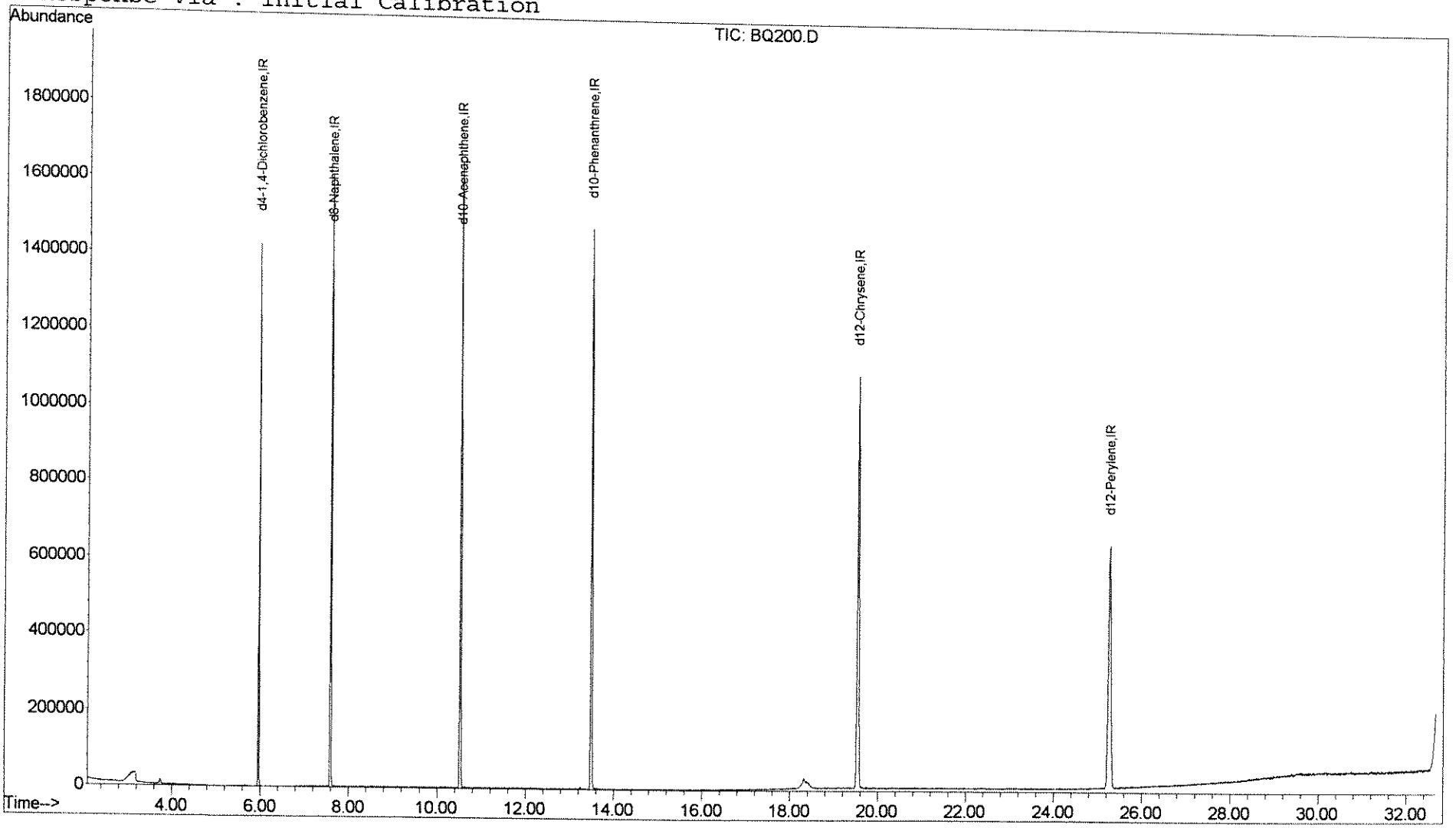

00258

Evaluate Continuing Calibration Report

Data File : J:\ACQUDATA\5973A\DATA\111307\BQ208.D Vial: 9
Acq On : 13 Nov 2007 7:48 pm Operator: Z.Miao
Sample : ICV #1 Inst : 5973-A
Misc : 80 PPM 8270/625 Multiplr: 1.00
MS Integration Params: RTEINT.P

LK: #27, 40, 52, 60, 70

Method : J:\ACQUDATA\5973A\METHODS\82701113.M (RTE Integrator)
Title : 8270 BNA ANALYSIS
Last Update : Wed Nov 14 09:03:55 2007
Response via : Multiple Level Calibration

Min. RRF : 0.050 Min. Rel. Area : 50% Max. R.T. Dev 0.50min
Max. RRF Dev : 20% Max. Rel. Area : 200%

		Compound	AvgRF	CCRF	%Dev	Area%	Dev(min)
1	IR	d4-1,4-Dichlorobenzene	1.000	1.000	0.0	108	0.00
2	T	Pyridine	0.991	0.000#	100.0#	0#	-2.52#
3	T	N-Nitrosodimethylamine	0.554	0.000#	100.0#	0#	-2.50#
4	S	SURR1,2-FLUOROPHENOL	1.109	1.226	-10.6	117	0.00
5	T	Benzaldehyde	0.501	0.818	-63.3#	153	0.00
6	T	Aniline	1.825	0.000#	100.0#	0#	-5.62#
7	S	SURR2,PHENOL-D6	1.526	1.519	0.5	106	0.00
8	TMC	Phenol	1.692	0.000#	100.0#	0#	-5.60#
9	T	bis(2-Clethyl)Ether	1.245	0.000#	100.0#	0#	-5.66#
10	TM	2-Chlorophenol	1.299	0.000#	100.0#	0#	-5.76#
11	T	1,3-Diclbenzene	1.538	0.000#	100.0#	0#	-5.92#
12	TMC	1,4-Dichlorobenzene	1.547	0.000#	100.0#	0#	-5.97#
13	T	1,2-Diclbenzene	1.462	0.000#	100.0#	0#	-6.20#
14	T	Benzyl Alcohol	1.083	0.000#	100.0#	0#	-6.12#
15	T	2,2'-oxybis(1-Chloropropane	1.433	0.000#	100.0#	0#	-6.29#
16	T	2-Methylphenol	1.206	0.000#	100.0#	0#	-6.28#
17	T	Acetophenone	1.768	1.835	-3.8	111	0.00
18	TMP	N-Nitroso-Di-n-propylamine	0.949	0.000#	100.0#	0#	-6.46#
19	T	Hexachloroethane	0.620	0.000#	100.0#	0#	-6.58#
20	T	4-Methylphenol	1.263	0.000#	100.0#	0#	-6.44#
21	T	1-Methyl-2-pyrrolidinone	0.864	0.021#	97.6#	3#	0.00
22	IR	d8-Naphthalene	1.000	1.000	0.0	108	0.00
23	S	SURR4,NITROBENZENE-D5	0.382	0.410	-7.3	113	0.00
24	T	Nitrobenzene	0.386	0.000#	100.0#	0#	-6.67#
25	T	Isophorone	0.590	0.000#	100.0#	0#	-6.95#
26	TC	2-Nitrophenol	0.199	0.000#	100.0#	0#	-7.08#
27	T	Benzoic Acid	0.151	0.000#	100.0#	0#	-7.22#
28	T	2,4-Dimethylphenol	0.342	0.000#	100.0#	0#	-7.10#
29	T	bis(-2-Chloroethoxy)Methane	0.413	0.000#	100.0#	0#	-7.21#
30	TC	2,4-Dichlorophenol	0.299	0.000#	100.0#	0#	-7.40#
31	TM	1,2,4-Trichlorobenzene	0.346	0.000#	100.0#	0#	-7.52#
32	T	Naphthalene	0.990	0.000#	100.0#	0#	-7.61#
33	T	4-Chloroaniline	0.412	0.000#	100.0#	0#	-7.69#
34	TC	Hexachlorobutadiene	0.214	0.000#	100.0#	0#	-7.85#
35	TMC	4-Chloro-3-methylphenol	0.301	0.000#	100.0#	0#	-8.39#
36	T	Caprolactam	0.109	0.120	-10.1	112	0.00
37	T	2-Methylnaphthalene	0.678	0.000#	100.0#	0#	-8.65#
38	T	1-Methylnaphthalene	0.698	0.000#	100.0#	0#	-8.83#
39	IR	d10-Acenaphthene	1.000	1.000	0.0	108	0.00

(#) = Out of Range

Evaluate Continuing Calibration Report

Data File : J:\ACQUDATA\5973A\DATA\111307\BQ208.D Vial: 9
Acq On : 13 Nov 2007 7:48 pm Operator: Z.Miao
Sample : ICV #1 Inst : 5973-A
Misc : 80 PPM 8270/625 Multiplr: 1.00
MS Integration Params: RTEINT.P

Method : J:\ACQUDATA\5973A\METHODS\82701113.M (RTE Integrator)
Title : 8270 BNA ANALYSIS
Last Update : Wed Nov 14 09:03:55 2007
Response via : Multiple Level Calibration

Min. RRF : 0.050 Min. Rel. Area : 50% Max. R.T. Dev 0.50min
Max. RRF Dev : 20% Max. Rel. Area : 200%

		Compound	AvgRF	CCRF	%Dev	Area%	Dev(min)
40	TP	Hexachlorocyclopentadiene	0.321	0.000#	100.0#	0#	-9.01#
41	TC	2,4,6-Trichlorophenol	0.375	0.000#	100.0#	0#	-9.15#
42	T	2,4,5-Trichlorophenol	0.393	0.000#	100.0#	0#	-9.23#
43	S	SURR5,2-FLUOROBIPHENYL	1.327	1.356	-2.2	111	0.00
44	T	1,1'-Biphenyl	1.528	1.648	-7.9	115	0.00
45	T	2-Chloronaphthalene	1.117	0.000#	100.0#	0#	-9.47#
46	T	2-Nitroaniline	0.348	0.000#	100.0#	0#	-9.69#
47	T	Acenaphthylene	1.687	0.000#	100.0#	0#	-10.24#
48	T	Dimethyl phthalate	1.230	0.000#	100.0#	0#	-10.03#
49	T	2,6-Dinitrotoluene	0.308	0.000#	100.0#	0#	-10.17#
50	TMC	Acenaphthene	1.166	0.000#	100.0#	0#	-10.58#
51	T	3-Nitroaniline	0.329	0.000#	100.0#	0#	-10.45#
52	TP	2,4-Dinitrophenol	0.108	0.000#	100.0#	0#	-10.64#
53	T	Dibenzofuran	1.609	0.000#	100.0#	0#	-10.88#
54	TM	2,4-Dinitrotoluene	0.383	0.000#	100.0#	0#	-10.92#
55	TMP	4-Nitrophenol	0.228	0.000#	100.0#	0#	-10.76#
56	T	Fluorene	1.336	0.000#	100.0#	0#	-11.56#
57	T	4-Chlorophenyl-phenylether	0.685	0.000#	100.0#	0#	-11.53#
58	T	Diethylphthalate	1.209	0.000#	100.0#	0#	-11.38#
59	T	4-Nitroaniline	0.309	0.000#	100.0#	0#	-11.65#
60	S	SURR3,2,4,6-TRIBROMOPHENOL	0.230	0.236	-2.6	106	0.00
61	IR	d10-Phenanthrene	1.000	1.000	0.0	106	0.00
62	T	1-Phenyl-1(4-methyl-phenyl)	0.489	0.000#	100.0#	0#	-11.50#
63	T	4,6-Dinitro-2-methylphenol	0.125	0.000#	100.0#	0#	-11.73#
64	T	1,2 Diphenylhydrazine	0.756	0.000#	100.0#	0#	-11.85#
65	TC	N-Nitrosodiphenylamine	0.618	0.000#	100.0#	0#	-11.78#
66	T	4-Bromophenyl-phenylether	0.239	0.000#	100.0#	0#	-12.52#
67	T	1-Phenyl-1(2,4-dimethylphen	0.593	0.000#	100.0#	0#	-12.34#
68	T	Hexachlorobenzene	0.271	0.000#	100.0#	0#	-12.85#
69	T	Atrazine	0.117	0.036#	69.2#	32#	0.00
70	TCM	Pentachlorophenol	0.095	0.000#	100.0#	0#	-13.22#
71	T	Phenanthrene	1.032	0.000#	100.0#	0#	-13.54#
72	T	Anthracene	1.028	0.000#	100.0#	0#	-13.63#
73	T	Carbazole	0.919	0.000#	100.0#	0#	-13.97#
74	T	Di-n-butylphthalate	1.060	0.000#	100.0#	0#	-14.78#
75	TC	Fluoranthene	1.095	0.000#	100.0#	0#	-16.12#
76	IR	d12-Chrysene	1.000	1.000	0.0	98	0.00
77	T	Benzidine	0.357	0.000#	100.0#	0#	-16.38#
78	TM	Pyrene	1.140	0.000#	100.0#	0#	-16.62#

(#) = Out of Range

Evaluate Continuing Calibration Report

Data File : J:\ACQUDATA\5973A\DATA\111307\BQ208.D Vial: 9
Acq On : 13 Nov 2007 7:48 pm Operator: Z.Miao
Sample : ICV #1 Inst : 5973-A
Misc : 80 PPM 8270/625 Multiplr: 1.00
MS Integration Params: RTEINT.P

Method : J:\ACQUDATA\5973A\METHODS\82701113.M (RTE Integrator)
Title : 8270 BNA ANALYSIS
Last Update : Wed Nov 14 09:03:55 2007
Response via : Multiple Level Calibration

Min. RRF : 0.050 Min. Rel. Area : 50% Max. R.T. Dev 0.50min
Max. RRF Dev : 20% Max. Rel. Area : 200%

		Compound	AvgRF	CCRF	%Dev	Area%	Dev(min)
79	S	SURR6,TERPHENYL-D14	0.944	0.919	2.6	98	0.00
80	T	Butyl benzyl phthalate	0.487	0.000#	100.0#	0#	-18.06#
81	T	3,3'-Dichlorobenzidine	0.433	0.000#	100.0#	0#	-19.42#
82	T	Benzo(a)anthracene	1.153	0.000#	100.0#	0#	-19.50#
83	T	Chrysene	1.115	0.000#	100.0#	0#	-19.62#
84	T	bis(2-Ethylhexyl)phthalate	0.650	0.000#	100.0#	0#	-19.63#
85	IR	d12-Perylene	1.000	1.000	0.0	92	0.00
86	TC	Di-n-octyl phthalate	1.065	0.000#	100.0#	0#	-21.78#
87	T	Benzo(b)Fluoranthene	1.277	0.000#	100.0#	0#	-23.52#
88	T	Benzo(k)fluoranthene	1.231	0.000#	100.0#	0#	-23.64#
89	TC	Benzo(a)pyrene	1.181	0.000#	100.0#	0#	-25.01#
90	T	Indeno(1,2,3-cd)Pyrene	1.668	0.000#	100.0#	0#	-29.68#
91	T	Dibenz(a,h)anthracene	1.418	0.000#	100.0#	0#	-29.76#
92	T	Benzo(g,h,i)perylene	1.434	0.000#	100.0#	0#	-30.78#

(#) = Out of Range SPCC's out = 4 CCC's out = 13

002261

Evaluate Continuing Calibration Report

Data File : J:\ACQUDATA\5973A\DATA\111307\BQ208.D Vial: 9
Acq On : 13 Nov 2007 7:48 pm Operator: Z.Miao
Sample : ICV #1 Inst : 5973-A
Misc : 80 PPM 8270/625 Multiplr: 1.00
MS Integration Params: RTEINT.P

Method : J:\ACQUDATA\5973A\METHODS\82701113.M (RTE Integrator)
Title : 8270 BNA ANALYSIS
Last Update : Wed Nov 14 09:03:55 2007
Response via : Multiple Level Calibration

Min. RRF : 0.050 Min. Rel. Area : 50% Max. R.T. Dev 0.50min
Max. RRF Dev : 20% Max. Rel. Area : 200%

		Compound	Amount	Calc.	%Dev	Area%	Dev(min)
1	IR	d4-1,4-Dichlorobenzene	40.000	40.000	0.0	108	0.00
2	T	Pyridine	80.000	0.000	100.0#	0	-2.52#
3	T	N-Nitrosodimethylamine	80.000	0.000	100.0#	0	-2.50#
4	S	SURR1,2-FLUOROPHENOL	80.000	88.402	-10.5	117	0.00
5	T	Benzaldehyde	80.000	130.530	-63.2#	153	0.00
6	T	Aniline	80.000	0.000	100.0#	0	-5.62#
7	S	SURR2,PHENOL-D6	80.000	79.596	0.5	106	0.00
8	TMC	Phenol	80.000	0.000	100.0#	0	-5.60#
9	T	bis(2-Clethyl)Ether	80.000	0.000	100.0#	0	-5.66#
10	TM	2-Chlorophenol	80.000	0.000	100.0#	0	-5.76#
11	T	1,3-Diclbenzene	80.000	0.000	100.0#	0	-5.92#
12	TMC	1,4-Dichlorobenzene	80.000	0.000	100.0#	0	-5.97#
13	T	1,2-Diclbenzene	80.000	0.000	100.0#	0	-6.20#
14	T	Benzyl Alcohol	80.000	0.000	100.0#	0	-6.12#
15	T	2,2'-oxybis(1-Chloropropane	80.000	0.000	100.0#	0	-6.29#
16	T	2-Methylphenol	80.000	0.000	100.0#	0	-6.28#
17	T	Acetophenone	80.000	83.034	-3.8	111	0.00
18	TMP	N-Nitroso-Di-n-propylamine	80.000	0.000	100.0#	0	-6.46#
19	T	Hexachloroethane	80.000	0.000	100.0#	0	-6.58#
20	T	4-Methylphenol	80.000	0.000	100.0#	0	-6.44#
21	T	1-Methyl-2-pyrrolidinone	80.000	1.949	97.6#	3	0.00
22	IR	d8-Naphthalene	40.000	40.000	0.0	108	0.00
23	S	SURR4,NITROBENZENE-D5	80.000	85.888	-7.4	113	0.00
24	T	Nitrobenzene	80.000	0.000	100.0#	0	-6.67#
25	T	Isophorone	80.000	0.000	100.0#	0	-6.95#
26	TC	2-Nitrophenol	80.000	0.000	100.0#	0	-7.08#
27	T	Benzoic Acid	80.000	27.679	65.4#	0	-7.22#
28	T	2,4-Dimethylphenol	80.000	0.000	100.0#	0	-7.10#
29	T	bis(-2-Chloroethoxy)Methane	80.000	0.000	100.0#	0	-7.21#
30	TC	2,4-Dichlorophenol	80.000	0.000	100.0#	0	-7.40#
31	TM	1,2,4-Trichlorobenzene	80.000	0.000	100.0#	0	-7.52#
32	T	Naphthalene	80.000	0.000	100.0#	0	-7.61#
33	T	4-Chloroaniline	80.000	0.000	100.0#	0	-7.69#
34	TC	Hexachlorobutadiene	80.000	0.000	100.0#	0	-7.85#
35	TMC	4-Chloro-3-methylphenol	80.000	0.000	100.0#	0	-8.39#
36	T	Caprolactam	80.000	88.151	-10.2	112	0.00
37	T	2-Methylnaphthalene	80.000	0.000	100.0#	0	-8.65#
38	T	1-Methylnaphthalene	80.000	0.000	100.0#	0	-8.83#
39	IR	d10-Acenaphthene	40.000	40.000	0.0	108	0.00

(#) = Out of Range

002662

Evaluate Continuing Calibration Report

Data File : J:\ACQUDATA\5973A\DATA\111307\BQ208.D Vial: 9
Acq On : 13 Nov 2007 7:48 pm Operator: Z.Miao
Sample : ICV #1 Inst : 5973-A
Misc : 80 PPM 8270/625 Multiplr: 1.00
MS Integration Params: RTEINT.P

Method : J:\ACQUDATA\5973A\METHODS\82701113.M (RTE Integrator)
Title : 8270 BNA ANALYSIS
Last Update : Wed Nov 14 09:03:55 2007
Response via : Multiple Level Calibration

Min. RRF : 0.050 Min. Rel. Area : 50% Max. R.T. Dev 0.50min
Max. RRF Dev : 20% Max. Rel. Area : 200%

		Compound	Amount	Calc.	%Dev	Area%	Dev(min)
40	TP	Hexachlorocyclopentadiene	80.000	8.634	89.2#	0	-9.01#
41	TC	2,4,6-Trichlorophenol	80.000	0.000	100.0#	0	-9.15#
42	T	2,4,5-Trichlorophenol	80.000	0.000	100.0#	0	-9.23#
43	S	SURR5,2-FLUOROBIPHENYL	80.000	81.800	-2.2	111	0.00
44	T	1,1'-Biphenyl	80.000	86.236	-7.8	115	0.00
45	T	2-Chloronaphthalene	80.000	0.000	100.0#	0	-9.47#
46	T	2-Nitroaniline	80.000	0.000	100.0#	0	-9.69#
47	T	Acenaphthylene	80.000	0.000	100.0#	0	-10.24#
48	T	Dimethyl phthalate	80.000	0.000	100.0#	0	-10.03#
49	T	2,6-Dinitrotoluene	80.000	0.000	100.0#	0	-10.17#
50	TMC	Acenaphthene	80.000	0.000	100.0#	0	-10.58#
51	T	3-Nitroaniline	80.000	0.000	100.0#	0	-10.45#
52	TP	2,4-Dinitrophenol	80.000	33.475	58.2#	0	-10.64#
53	T	Dibenzofuran	80.000	0.000	100.0#	0	-10.88#
54	TM	2,4-Dinitrotoluene	80.000	0.000	100.0#	0	-10.92#
55	TMP	4-Nitrophenol	80.000	0.000	100.0#	0	-10.76#
56	T	Fluorene	80.000	0.000	100.0#	0	-11.56#
57	T	4-Chlorophenyl-phenylether	80.000	0.000	100.0#	0	-11.53#
58	T	Diethylphthalate	80.000	0.000	100.0#	0	-11.38#
59	T	4-Nitroaniline	80.000	0.000	100.0#	0	-11.65#
60	S	SURR3,2,4,6-TRIBROMOPHENOL	80.000	77.522	3.1	106	0.00
61	IR	d10-Phenanthrene	40.000	40.000	0.0	106	0.00
62	T	1-Phenyl-1(4-methyl-phenyl)	80.000	0.000	100.0#	0	-11.50#
63	T	4,6-Dinitro-2-methylphenol	80.000	0.000	100.0#	0	-11.73#
64	T	1,2 Diphenylhydrazine	80.000	0.000	100.0#	0	-11.85#
65	TC	N-Nitrosodiphenylamine	80.000	0.000	100.0#	0	-11.78#
66	T	4-Bromophenyl-phenylether	80.000	0.000	100.0#	0	-12.52#
67	T	1-Phenyl-1(2,4-dimethylphen	80.000	0.000	100.0#	0	-12.34#
68	T	Hexachlorobenzene	80.000	0.000	100.0#	0	-12.85#
69	T	Atrazine	80.000	24.339	69.6#	32	0.00
70	TCM	Pentachlorophenol	80.000	29.457	63.2#	0	-13.22#
71	T	Phenanthrene	80.000	0.000	100.0#	0	-13.54#
72	T	Anthracene	80.000	0.000	100.0#	0	-13.63#
73	T	Carbazole	80.000	0.000	100.0#	0	-13.97#
74	T	Di-n-butylphthalate	80.000	0.000	100.0#	0	-14.78#
75	TC	Fluoranthene	80.000	0.000	100.0#	0	-16.12#
76	IR	d12-Chrysene	40.000	40.000	0.0	98	0.00
77	T	Benzidine	80.000	0.000	100.0#	0	-16.38#
78	TM	Pyrene	80.000	0.000	100.0#	0	-16.62#

(#) = Out of Range

Evaluate Continuing Calibration Report

Data File : J:\ACQUDATA\5973A\DATA\111307\BQ208.D Vial: 9
Acq On : 13 Nov 2007 7:48 pm Operator: Z.Miao
Sample : ICV #1 Inst : 5973-A
Misc : 80 PPM 8270/625 Multiplr: 1.00
MS Integration Params: RTEINT.P

Method : J:\ACQUDATA\5973A\METHODS\82701113.M (RTE Integrator)
Title : 8270 BNA ANALYSIS
Last Update : Wed Nov 14 09:03:55 2007
Response via : Multiple Level Calibration

Min. RRF : 0.050 Min. Rel. Area : 50% Max. R.T. Dev 0.50min
Max. RRF Dev : 20% Max. Rel. Area : 200%

		Compound	Amount	Calc.	%Dev	Area%	Dev(min)
79	S	SURR6,TERPHENYL-D14	80.000	77.870	2.7	98	0.00
80	T	Butyl benzyl phthalate	80.000	0.000	100.0#	0	-18.06#
81	T	3,3'-Dichlorobenzidine	80.000	0.000	100.0#	0	-19.42#
82	T	Benzo(a)anthracene	80.000	0.000	100.0#	0	-19.50#
83	T	Chrysene	80.000	0.000	100.0#	0	-19.62#
84	T	bis(2-Ethylhexyl)phthalate	80.000	0.000	100.0#	0	-19.63#
85	IR	d12-Perylene	40.000	40.000	0.0	92	0.00
86	TC	Di-n-octyl phthalate	80.000	0.000	100.0#	0	-21.78#
87	T	Benzo(b)Fluoranthene	80.000	0.000	100.0#	0	-23.52#
88	T	Benzo(k)fluoranthene	80.000	0.000	100.0#	0	-23.64#
89	TC	Benzo(a)pyrene	80.000	0.000	100.0#	0	-25.01#
90	T	Indeno(1,2,3-cd)Pyrene	80.000	0.000	100.0#	0	-29.68#
91	T	Dibenz(a,h)anthracene	80.000	0.000	100.0#	0	-29.76#
92	T	Benzo(g,h,i)perylene	80.000	0.000	100.0#	0	-30.78#

(#) = Out of Range SPCC's out = 0 CCC's out = 13

00264

Quantitation Report (QT Reviewed)

Data File : J:\ACQUDATA\5973A\DATA\111307\BQ208.D Vial: 9
Acq On : 13 Nov 2007 7:48 pm Operator: Z.Miao
Sample : ICV #1 Inst : 5973-A
Misc : 80 PPM 8270/625 Multiplr: 1.00
MS Integration Params: RTEINT.P
Quant Time: Nov 14 9:17 2007 Quant Results File: 82701113.RES

Quant Method : J:\ACQUDATA\5...\82701113.M (RTE Integrator)
Title : 8270 BNA ANALYSIS
Last Update : Wed Nov 14 09:03:55 2007
Response via : Initial Calibration
DataAcq Meth : 82701113

Internal Standards	R.T.	QIon	Response	Conc	Units	Dev(Min)
1) d4-1,4-Dichlorobenzene	5.96	152	264081	40.00	ppm	0.00
22) d8-Naphthalene	7.59	136	990365	40.00	ppm	0.00
39) d10-Acenaphthene	10.52	164	571151	40.00	ppm	0.00
61) d10-Phenanthrene	13.49	188	1032753	40.00	ppm	0.00
76) d12-Chrysene	19.54	240	1024627	40.00	ppm	0.00
85) d12-Perylene	25.25	264	986995	40.00	ppm	0.00

System Monitoring Compounds

4) SURR1,2-FLUOROPHENOL	4.50	112	647276	88.40	ppm	0.00
Spiked Amount 200.000	Range 17 - 74		Recovery = 44.20%			
7) SURR2,PHENOL-D6	5.58	99	802061	79.60	ppm	0.00
Spiked Amount 200.000	Range 10 - 69		Recovery = 39.80%			
23) SURR4,NITROBENZENE-D5	6.65	82	811627	85.89	ppm	0.00
Spiked Amount 100.000	Range 38 - 105		Recovery = 85.89%			
43) SURR5,2-FLUOROBIPHENYL	9.26	172	1549385	81.80	ppm	0.00
Spiked Amount 100.000	Range 38 - 100		Recovery = 81.80%			
60) SURR3,2,4,6-TRIBROMOPHENOL	12.08	330	270129	77.52	ppm	0.00
Spiked Amount 200.000	Range 41 - 135		Recovery = 38.76%#			
79) SURR6,TERPHENYL-D14	16.94	244	1883479	77.87	ppm	0.00
Spiked Amount 100.000	Range 40 - 137		Recovery = 77.87%			

Target Compounds

						Qvalue
5) Benzaldehyde	5.47	106	432045	130.53	ppm	98
17) Acetophenone	6.45	105	968987	83.03	ppm	87
36) Caprolactam	8.17	113	237664	88.15	ppm	96
44) 1,1'-Biphenyl	9.42	154	1882041	86.24	ppm	98
69) Atrazine	12.90	215	73722	24.34	ppm	97

(#) = qualifier out of range (m) = manual integration

Quantitation Report

Data File : J:\ACQUDATA\5973A\DATA\111307\BQ208.D
Acq On : 13 Nov 2007 7:48 pm
Sample : ICV #1
Misc : 80 PPM 8270/625
MS Integration Params: RTEINT.P
Quant Time: Nov 14 9:17 2007

Vial: 9
Operator: Z.Miao
Inst : 5973-A
Multiplr: 1.00

Quant Results File: 82701113.RES

Method : J:\ACQUDATA\5973A\METHODS\82701113.M (RTE Integrator)
Title : 8270 BNA ANALYSIS
Last Update : Wed Nov 14 09:03:55 2007
Response via : Initial Calibration

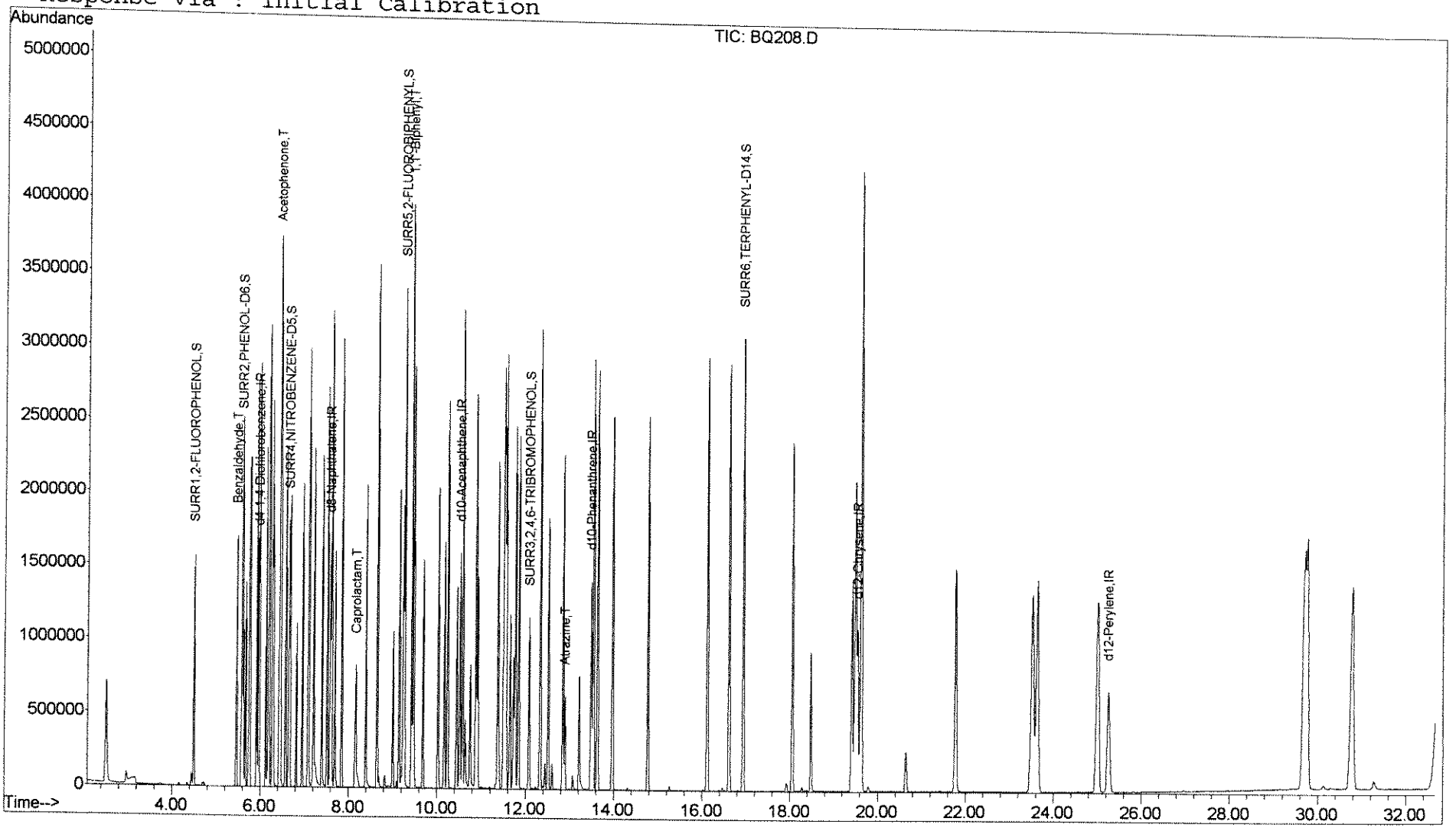

Evaluate Continuing Calibration Report

Data File : J:\ACQUDATA\5973A\DATA\111307\BQ209.D Vial: 10
Acq On : 13 Nov 2007 8:29 pm Operator: Z.Miao
Sample : ICV #2 Inst : 5973-A
Misc : 80 PPM 8270/625 Multiplr: 1.00
MS Integration Params: RTEINT.P

Method : J:\ACQUDATA\5973A\METHODS\82701113.M (RTE Integrator)
Title : 8270 BNA ANALYSIS
Last Update : Wed Nov 14 09:03:55 2007
Response via : Multiple Level Calibration

Min. RRF : 0.050 Min. Rel. Area : 50% Max. R.T. Dev 0.50min
Max. RRF Dev : 20% Max. Rel. Area : 200%

		Compound	AvgRF	CCRF	%Dev	Area%	Dev(min)
1	IR	d4-1,4-Dichlorobenzene	1.000	1.000	0.0	113	0.00
2	T	Pyridine	0.991	0.000#	100.0#	0#	-2.52#
3	T	N-Nitrosodimethylamine	0.554	0.003#	99.5#	1#	0.01
4	S	SURR1,2-FLUOROPHENOL	1.109	0.000#	100.0#	0#	-4.49#
5	T	Benzaldehyde	0.501	0.016#	96.8#	3#	0.20
6	T	Aniline	1.825	0.000#	100.0#	0#	-5.62#
7	S	SURR2,PHENOL-D6	1.526	0.001#	99.9#	0#	0.00
8	TMC	Phenol	1.692	0.000#	100.0#	0#	-5.60#
9	T	bis(2-Clethyl)Ether	1.245	0.000#	100.0#	0#	-5.66#
10	TM	2-Chlorophenol	1.299	0.001#	99.9#	0#	0.00
11	T	1,3-Diclbenzene	1.538	0.001#	99.9#	0#	0.00
12	TMC	1,4-Dichlorobenzene	1.547	0.001#	99.9#	0#	0.00
13	T	1,2-Diclbenzene	1.462	0.000#	100.0#	0#	0.00
14	T	Benzyl Alcohol	1.083	0.464	57.2#	47#	0.15
15	T	2,2'-oxybis(1-Chloropropane	1.433	0.001#	99.9#	0#	0.00
16	T	2-Methylphenol	1.206	0.000#	100.0#	0#	-6.28#
17	T	Acetophenone	1.768	0.023#	98.7#	1#	0.00
18	TMP	N-Nitroso-Di-n-propylamine	0.949	0.000#	100.0#	0#	0.00
19	T	Hexachloroethane	0.620	0.007#	98.9#	1#	0.09
20	T	4-Methylphenol	1.263	0.000#	100.0#	0#	-6.44#
21	T	1-Methyl-2-pyrrolidinone	0.864	0.821	5.0	107	0.00
22	IR	d8-Naphthalene	1.000	1.000	0.0	112	0.00
23	S	SURR4,NITROBENZENE-D5	0.382	0.000#	100.0#	0#	0.00
24	T	Nitrobenzene	0.386	0.149	61.4#	43#	0.00
25	T	Isophorone	0.590	0.000#	100.0#	0#	0.00
26	TC	2-Nitrophenol	0.199	0.000#	100.0#	0#	-7.08#
27	T	Benzoic Acid	0.151	0.011#	92.7#	8#	-0.13
28	T	2,4-Dimethylphenol	0.342	0.000#	100.0#	0#	-7.10#
29	T	bis(-2-Chloroethoxy)Methane	0.413	0.000#	100.0#	0#	-7.21#
30	TC	2,4-Dichlorophenol	0.299	0.000#	100.0#	0#	-7.40#
31	TM	1,2,4-Trichlorobenzene	0.346	0.000#	100.0#	0#	0.00
32	T	Naphthalene	0.990	0.001#	99.9#	0#	0.00
33	T	4-Chloroaniline	0.412	0.000#	100.0#	0#	-7.69#
34	TC	Hexachlorobutadiene	0.214	0.000#	100.0#	0#	-7.85#
35	TMC	4-Chloro-3-methylphenol	0.301	0.000#	100.0#	0#	-8.39#
36	T	Caprolactam	0.109	0.000#	100.0#	0#	-8.17#
37	T	2-Methylnaphthalene	0.678	0.000#	100.0#	0#	0.00
38	T	1-Methylnaphthalene	0.698	0.000#	100.0#	0#	-0.18
39	IR	d10-Acenaphthene	1.000	1.000	0.0	112	0.00

(#) = Out of Range

00257

Evaluate Continuing Calibration Report

Data File : J:\ACQUDATA\5973A\DATA\111307\BQ209.D Vial: 10
Acq On : 13 Nov 2007 8:29 pm Operator: Z.Miao
Sample : ICV #2 Inst : 5973-A
Misc : 80 PPM 8270/625 Multiplr: 1.00
MS Integration Params: RTEINT.P

Method : J:\ACQUDATA\5973A\METHODS\82701113.M (RTE Integrator)
Title : 8270 BNA ANALYSIS
Last Update : Wed Nov 14 09:03:55 2007
Response via : Multiple Level Calibration

Min. RRF : 0.050 Min. Rel. Area : 50% Max. R.T. Dev 0.50min
Max. RRF Dev : 20% Max. Rel. Area : 200%

		Compound	AvgRF	CCRF	%Dev	Area%	Dev(min)
40	TP	Hexachlorocyclopentadiene	0.321	0.000#	100.0#	0#	-9.01#
41	TC	2,4,6-Trichlorophenol	0.375	0.000#	100.0#	0#	-9.15#
42	T	2,4,5-Trichlorophenol	0.393	0.000#	100.0#	0#	-9.23#
43	S	SURR5,2-FLUOROBIPHENYL	1.327	0.001#	99.9#	0#	0.00
44	T	1,1'-Biphenyl	1.528	0.001#	99.9#	0#	0.00
45	T	2-Chloronaphthalene	1.117	0.001#	99.9#	0#	-0.01
46	T	2-Nitroaniline	0.348	0.000#	100.0#	0#	-9.69#
47	T	Acenaphthylene	1.687	0.003#	99.8#	0#	0.00
48	T	Dimethyl phthalate	1.230	0.001#	99.9#	0#	0.00
49	T	2,6-Dinitrotoluene	0.308	0.000#	100.0#	0#	-10.17#
50	TMC	Acenaphthene	1.166	0.001#	99.9#	0#	0.00
51	T	3-Nitroaniline	0.329	0.000#	100.0#	0#	-10.45#
52	TP	2,4-Dinitrophenol	0.108	0.000#	100.0#	0#	-10.64#
53	T	Dibenzofuran	1.609	0.002#	99.9#	0#	-0.01
54	TM	2,4-Dinitrotoluene	0.383	0.000#	100.0#	0#	-10.92#
55	TMP	4-Nitrophenol	0.228	0.000#	100.0#	0#	-0.08
56	T	Fluorene	1.336	0.002#	99.9#	0#	-0.01
57	T	4-Chlorophenyl-phenylether	0.685	0.001#	99.9#	0#	0.00
58	T	Diethylphthalate	1.209	0.001#	99.9#	0#	0.00
59	T	4-Nitroaniline	0.309	0.000#	100.0#	0#	-11.65#
60	S	SURR3,2,4,6-TRIBROMOPHENOL	0.230	0.000#	100.0#	0#	-12.09#
61	IR	d10-Phenanthrene	1.000	1.000	0.0	117	0.00
62	T	1-Phenyl-1(4-methyl-phenyl)	0.489	0.000#	100.0#	0#	0.00
63	T	4,6-Dinitro-2-methylphenol	0.125	0.000#	100.0#	0#	-11.73#
64	T	1,2 Diphenylhydrazine	0.756	0.001#	99.9#	0#	0.00
65	TC	N-Nitrosodiphenylamine	0.618	0.001#	99.8#	0#	-0.02
66	T	4-Bromophenyl-phenylether	0.239	0.000#	100.0#	0#	-12.52#
67	T	1-Phenyl-1(2,4-dimethylphen	0.593	0.001#	99.8#	0#	-0.01
68	T	Hexachlorobenzene	0.271	0.000#	100.0#	0#	-12.85#
69	T	Atrazine	0.117	0.000#	100.0#	0#	-12.91#
70	TCM	Pentachlorophenol	0.095	0.000#	100.0#	0#	-13.22#
71	T	Phenanthrene	1.032	0.001#	99.9#	0#	0.00
72	T	Anthracene	1.028	0.001#	99.9#	0#	0.00
73	T	Carbazole	0.919	0.001#	99.9#	0#	0.00
74	T	Di-n-butylphthalate	1.060	0.000#	100.0#	0#	-14.78#
75	TC	Fluoranthene	1.095	0.001#	99.9#	0#	-0.01
76	IR	d12-Chrysene	1.000	1.000	0.0	107	-0.01
77	T	Benzidine	0.357	0.000#	100.0#	0#	0.00
78	TM	Pyrene	1.140	0.001#	99.9#	0#	0.00

(#) = Out of Range

00268

Evaluate Continuing Calibration Report

Data File : J:\ACQUDATA\5973A\DATA\111307\BQ209.D Vial: 10
Acq On : 13 Nov 2007 8:29 pm Operator: Z.Miao
Sample : ICV #2 Inst : 5973-A
Misc : 80 PPM 8270/625 Multiplr: 1.00
MS Integration Params: RTEINT.P

Method : J:\ACQUDATA\5973A\METHODS\82701113.M (RTE Integrator)
Title : 8270 BNA ANALYSIS
Last Update : Wed Nov 14 09:03:55 2007
Response via : Multiple Level Calibration

Min. RRF : 0.050 Min. Rel. Area : 50% Max. R.T. Dev 0.50min
Max. RRF Dev : 20% Max. Rel. Area : 200%

		Compound	AvgRF	CCRF	%Dev	Area%	Dev(min)
79	S	SURR6,TERPHENYL-D14	0.944	0.001#	99.9#	0#	0.00
80	T	Butyl benzyl phthalate	0.487	0.000#	100.0#	0#	-0.01
81	T	3,3'-Dichlorobenzidine	0.433	0.000#	100.0#	0#	-19.42#
82	T	Benzo(a)anthracene	1.153	0.001#	99.9#	0#	0.00
83	T	Chrysene	1.115	0.001#	99.9#	0#	-0.02
84	T	bis(2-Ethylhexyl)phthalate	0.650	0.000#	100.0#	0#	-19.63#
85	IR	d12-Perylene	1.000	1.000	0.0	96	-0.02
86	TC	Di-n-octyl phthalate	1.065	0.000#	100.0#	0#	-0.03
87	T	Benzo(b)Fluoranthene	1.277	0.000#	100.0#	0#	-0.02
88	T	Benzo(k)fluoranthene	1.231	0.000#	100.0#	0#	-0.04
89	TC	Benzo(a)pyrene	1.181	0.000#	100.0#	0#	-25.01#
90	T	Indeno(1,2,3-cd)Pyrene	1.668	0.000#	100.0#	0#	-0.03
91	T	Dibenz(a,h)anthracene	1.418	0.000#	100.0#	0#	-0.04
92	T	Benzo(g,h,i)perylene	1.434	0.000#	100.0#	0#	-0.02

(#) = Out of Range SPCC's out = 4 CCC's out = 13

Quantitation Report (QT Reviewed)

Data File : J:\ACQUDATA\5973A\DATA\111307\BQ209.D Vial: 10
Acq On : 13 Nov 2007 8:29 pm Operator: Z.Miao
Sample : ICV #2 Inst : 5973-A
Misc : 80 PPM 8270/625 Multiplr: 1.00
MS Integration Params: RTEINT.P
Quant Time: Nov 14 9:19 2007 Quant Results File: 82701113.RES

Quant Method : J:\ACQUDATA\5...\82701113.M (RTE Integrator)
Title : 8270 BNA ANALYSIS
Last Update : Wed Nov 14 09:03:55 2007
Response via : Initial Calibration
DataAcq Meth : 82701113

Internal Standards	R.T.	QIon	Response	Conc Units	Dev(Min)
1) d4-1,4-Dichlorobenzene	5.96	152	276403	40.00 ppm	0.00
22) d8-Naphthalene	7.58	136	1032393	40.00 ppm	0.00
39) d10-Acenaphthene	10.51	164	592699	40.00 ppm	0.00
61) d10-Phenanthrene	13.48	188	1136710	40.00 ppm	0.00
76) d12-Chrysene	19.53	240	1117056	40.00 ppm	-0.01
85) d12-Perylene	25.23	264	1034700	40.00 ppm	-0.02

System Monitoring Compounds

4) SURR1,2-FLUOROPHENOL	0.00	112	0	0.00 ppm	
Spiked Amount 200.000	Range 17 - 74		Recovery = 0.00%#		
7) SURR2,PHENOL-D6	5.58	99	626	0.06 ppm	0.00
Spiked Amount 200.000	Range 10 - 69		Recovery = 0.03%#		
23) SURR4,NITROBENZENE-D5	6.64	82	179	0.02 ppm	0.00
Spiked Amount 100.000	Range 38 - 105		Recovery = 0.02%#		
43) SURR5,2-FLUOROBIPHENYL	9.26	172	1011	0.05 ppm	0.00
Spiked Amount 100.000	Range 38 - 100		Recovery = 0.05%#		
60) SURR3,2,4,6-TRIBROMOPHENOL	0.00	330	0	0.00 ppm	
Spiked Amount 200.000	Range 41 - 135		Recovery = 0.00%#		
79) SURR6,TERPHENYL-D14	16.93	244	2517	0.10 ppm	0.00
Spiked Amount 100.000	Range 40 - 137		Recovery = 0.10%#		

Target Compounds					Qvalue
21) 1-Methyl-2-pyrrolidinone	6.19	99	453677	75.99 ppm	97

(#) = qualifier out of range (m) = manual integration

00270

Quantitation Report

Data File : J:\ACQUDATA\5973A\DATA\111307\BQ209.D
Acq On : 13 Nov 2007 8:29 pm
Sample : ICV #2
Misc : 80 PPM 8270/625
MS Integration Params: RTEINT.P
Quant Time: Nov 14 9:19 2007

Vial: 10
Operator: Z.Miao
Inst : 5973-A
Multiplr: 1.00

Quant Results File: 82701113.RES

Method : J:\ACQUDATA\5973A\METHODS\82701113.M (RTE Integrator)
Title : 8270 BNA ANALYSIS
Last Update : Wed Nov 14 09:03:55 2007
Response via : Initial Calibration

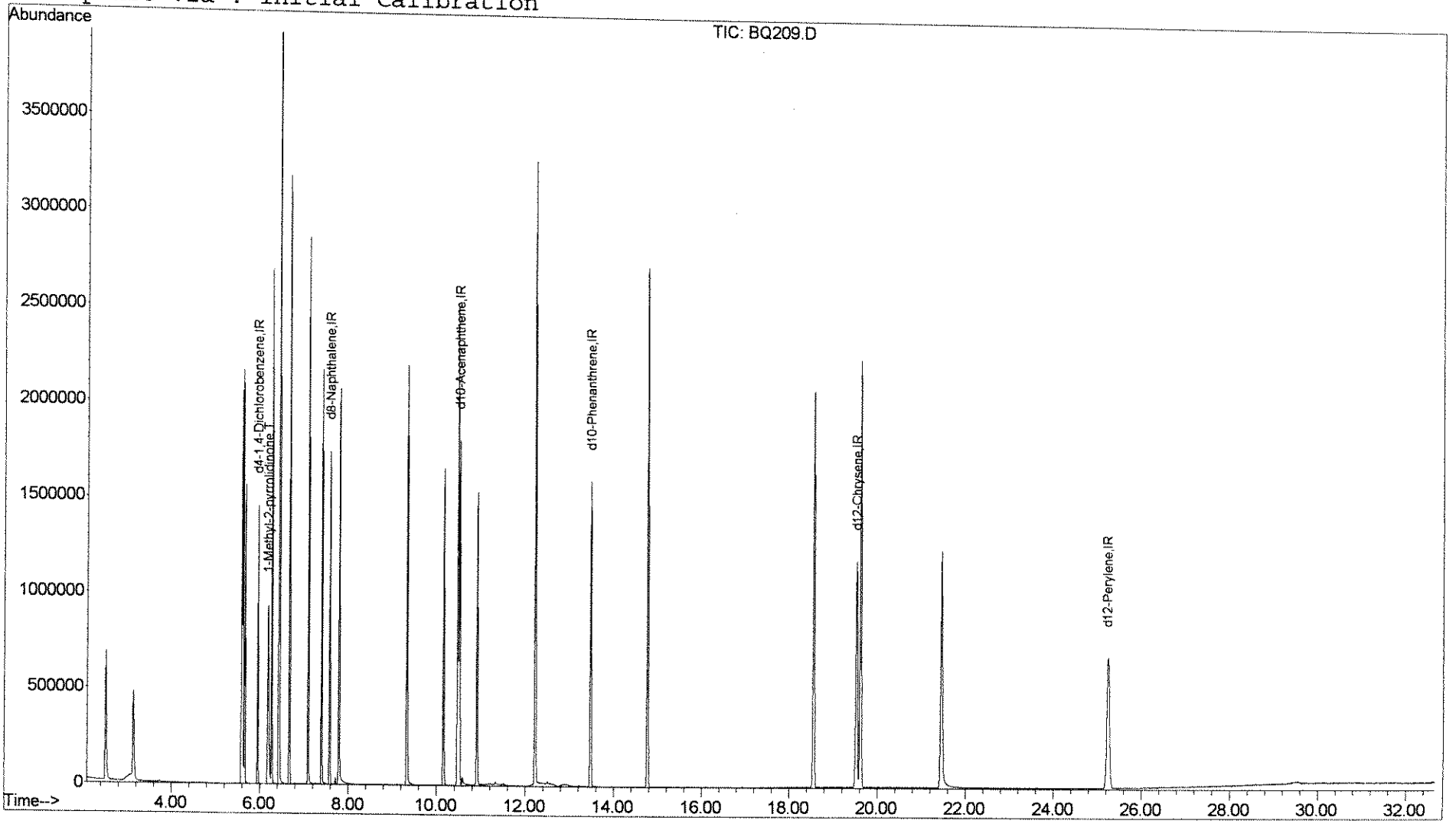

Evaluate Continuing Calibration Report

Data File : J:\ACQUDATA\5973A\DATA\111307\BQ210.D Vial: 11
Acq On : 13 Nov 2007 9:10 pm Operator: Z.Miao
Sample : ICV #3 Inst : 5973-A
Misc : 80 PPM 8270/625 Multiplr: 1.00
MS Integration Params: RTEINT.P

LR: #27, 40, 52 + 70

Method : J:\ACQUDATA\5973A\METHODS\82701113.M (RTE Integrator)
Title : 8270 BNA ANALYSIS
Last Update : Wed Nov 14 09:03:55 2007
Response via : Multiple Level Calibration

Min. RRF : 0.050 Min. Rel. Area : 50% Max. R.T. Dev 0.50min
Max. RRF Dev : 20% Max. Rel. Area : 200%

		Compound	AvgRF	CCRF	%Dev	Area%	Dev(min)
1	IR	d4-1,4-Dichlorobenzene	1.000	1.000	0.0	104	0.00
2	T	Pyridine	0.991	1.085	-9.5	112	0.00
3	T	N-Nitrosodimethylamine	0.554	0.596	-7.6	111	0.00
4	S	SURR1,2-FLUOROPHENOL	1.109	0.000#	~~100.0#~~	0#	-4.49#
5	T	Benzaldehyde	0.501	0.000#	~~100.0#~~	0#	-5.46#
6	T	Aniline	1.825	1.985	-8.8	112	0.00
7	S	SURR2,PHENOL-D6	1.526	0.000#	~~100.0#~~	0#	-5.58#
8	TMC	Phenol	1.692	1.777	-5.0	108	0.00
9	T	bis(2-Clethyl)Ether	1.245	1.299	-4.3	107	0.00
10	TM	2-Chlorophenol	1.299	1.360	-4.7	107	0.00
11	T	1,3-Diclbenzene	1.538	1.603	-4.2	108	0.00
12	TMC	1,4-Dichlorobenzene	1.547	1.610	-4.1	108	0.00
13	T	1,2-Diclbenzene	1.462	1.542	-5.5	110	0.00
14	T	Benzyl Alcohol	1.083	1.199	-10.7	112	0.00
15	T	2,2'-oxybis(1-Chloropropane	1.433	1.310	8.6	94	0.00
16	T	2-Methylphenol	1.206	1.318	-9.3	113	0.00
17	T	Acetophenone	1.768	0.000#	~~100.0#~~	0#	-6.44#
18	TMP	N-Nitroso-Di-n-propylamine	0.949	1.009	-6.3	110	0.00
19	T	Hexachloroethane	0.620	0.647	-4.4	107	0.00
20	T	4-Methylphenol	1.263	1.340	-6.1	109	0.00
21	T	1-Methyl-2-pyrrolidinone	0.864	0.000#	~~100.0#~~	0#	-6.19#
22	IR	d8-Naphthalene	1.000	1.000	0.0	123	0.00
23	S	SURR4,NITROBENZENE-D5	0.382	0.000#	~~100.0#~~	0#	-6.65#
24	T	Nitrobenzene	0.386	0.345	10.6	109	0.00
25	T	Isophorone	0.590	0.614	-4.1	127	0.00
26	TC	2-Nitrophenol	0.199	0.168	15.6	100	0.00
27	T	Benzoic Acid	0.151	0.113	25.2#	94	0.00
28	T	2,4-Dimethylphenol	0.342	0.302	11.7	109	0.00
29	T	bis(-2-Chloroethoxy)Methane	0.413	0.332	19.6	98	0.00
30	TC	2,4-Dichlorophenol	0.299	0.270	9.7	108	0.00
31	TM	1,2,4-Trichlorobenzene	0.346	0.304	12.1	108	0.00
32	T	Naphthalene	0.990	0.853	13.8	105	0.00
33	T	4-Chloroaniline	0.412	0.369	10.4	109	0.00
34	TC	Hexachlorobutadiene	0.214	0.192	10.3	109	0.00
35	TMC	4-Chloro-3-methylphenol	0.301	0.257	14.6	104	0.00
36	T	Caprolactam	0.109	0.000#	~~100.0#~~	0#	-8.17#
37	T	2-Methylnaphthalene	0.678	0.628	7.4	113	0.00
38	T	1-Methylnaphthalene	0.698	0.560	19.8	98	0.00
39	IR	d10-Acenaphthene	1.000	1.000	0.0	104	0.00

(#) = Out of Range

00272

Evaluate Continuing Calibration Report

Data File : J:\ACQUDATA\5973A\DATA\111307\BQ210.D Vial: 11
Acq On : 13 Nov 2007 9:10 pm Operator: Z.Miao
Sample : ICV #3 Inst : 5973-A
Misc : 80 PPM 8270/625 Multiplr: 1.00
MS Integration Params: RTEINT.P

Method : J:\ACQUDATA\5973A\METHODS\82701113.M (RTE Integrator)
Title : 8270 BNA ANALYSIS
Last Update : Wed Nov 14 09:03:55 2007
Response via : Multiple Level Calibration

Min. RRF : 0.050 Min. Rel. Area : 50% Max. R.T. Dev 0.50min
Max. RRF Dev : 20% Max. Rel. Area : 200%

		Compound	AvgRF	CCRF	%Dev	Area%	Dev(min)
40	TP	Hexachlorocyclopentadiene	0.321	0.412	-28.3#	124	0.00
41	TC	2,4,6-Trichlorophenol	0.375	0.392	-4.5	105	0.00
42	T	2,4,5-Trichlorophenol	0.393	0.415	-5.6	106	0.00
43	S	SURR5,2-FLUOROBIPHENYL	1.327	0.000#	~~100.0#~~	0#	-9.27#
44	T	1,1'-Biphenyl	1.528	0.000#	~~100.0#~~	0#	-9.43#
45	T	2-Chloronaphthalene	1.117	1.158	-3.7	107	0.00
46	T	2-Nitroaniline	0.348	0.367	-5.5	109	0.00
47	T	Acenaphthylene	1.687	1.842	-9.2	111	0.00
48	T	Dimethyl phthalate	1.230	1.276	-3.7	107	0.00
49	T	2,6-Dinitrotoluene	0.308	0.318	-3.2	105	0.00
50	TMC	Acenaphthene	1.166	1.168	-0.2	104	0.00
51	T	3-Nitroaniline	0.329	0.344	-4.6	107	0.00
52	TP	2,4-Dinitrophenol	0.108	0.094	13.0	95	0.00
53	T	Dibenzofuran	1.609	1.682	-4.5	107	0.00
54	TM	2,4-Dinitrotoluene	0.383	0.394	-2.9	104	0.00
55	TMP	4-Nitrophenol	0.228	0.223	2.2	101	0.00
56	T	Fluorene	1.336	1.336	0.0	103	0.00
57	T	4-Chlorophenyl-phenylether	0.685	0.699	-2.0	107	0.00
58	T	Diethylphthalate	1.209	1.263	-4.5	108	0.00
59	T	4-Nitroaniline	0.309	0.331	-7.1	107	0.00
60	S	SURR3,2,4,6-TRIBROMOPHENOL	0.230	0.000#	100.0#	0#	-12.09#
61	IR	d10-Phenanthrene	1.000	1.000	0.0	102	0.00
62	T	1-Phenyl-1(4-methyl-phenyl)	0.489	0.506	-3.5	105	0.00
63	T	4,6-Dinitro-2-methylphenol	0.125	0.121	3.2	100	0.00
64	T	1,2 Diphenylhydrazine	0.756	0.795	-5.2	105	0.00
65	TC	N-Nitrosodiphenylamine	0.618	0.517	16.3	84	0.00
66	T	4-Bromophenyl-phenylether	0.239	0.249	-4.2	105	0.00
67	T	1-Phenyl-1(2,4-dimethylphen	0.593	0.608	-2.5	104	0.00
68	T	Hexachlorobenzene	0.271	0.285	-5.2	107	0.00
69	T	Atrazine	0.117	0.000#	~~100.0#~~	0#	-12.91#
70	TCM	Pentachlorophenol	0.095	0.094	1.1	109	0.00
71	T	Phenanthrene	1.032	1.041	-0.9	102	0.00
72	T	Anthracene	1.028	1.073	-4.4	105	0.00
73	T	Carbazole	0.919	0.924	-0.5	100	0.00
74	T	Di-n-butylphthalate	1.060	1.136	-7.2	105	0.00
75	TC	Fluoranthene	1.095	1.194	-9.0	108	0.00
76	IR	d12-Chrysene	1.000	1.000	0.0	96	0.00
77	T	Benzidine	0.357	0.458	-28.3#	113	0.00
78	TM	Pyrene	1.140	1.178	-3.3	102	0.00

(#) = Out of Range

00273

Evaluate Continuing Calibration Report

Data File : J:\ACQUDATA\5973A\DATA\111307\BQ210.D Vial: 11
Acq On : 13 Nov 2007 9:10 pm Operator: Z.Miao
Sample : ICV #3 Inst : 5973-A
Misc : 80 PPM 8270/625 Multiplr: 1.00
MS Integration Params: RTEINT.P

Method : J:\ACQUDATA\5973A\METHODS\82701113.M (RTE Integrator)
Title : 8270 BNA ANALYSIS
Last Update : Wed Nov 14 09:03:55 2007
Response via : Multiple Level Calibration

Min. RRF : 0.050 Min. Rel. Area : 50% Max. R.T. Dev 0.50min
Max. RRF Dev : 20% Max. Rel. Area : 200%

		Compound	AvgRF	CCRF	%Dev	Area%	Dev(min)
79	S	SURR6,TERPHENYL-D14	0.944	0.000#	~~100.0#~~	0#	-16.94#
80	T	Butyl benzyl phthalate	0.487	0.524	-7.6	103	0.00
81	T	3,3'-Dichlorobenzidine	0.433	0.468	-8.1	99	0.00
82	T	Benzo(a)anthracene	1.153	1.173	-1.7	97	0.00
83	T	Chrysene	1.115	1.131	-1.4	98	0.00
84	T	bis(2-Ethylhexyl)phthalate	0.650	0.698	-7.4	102	0.00
85	IR	d12-Perylene	1.000	1.000	0.0	94	0.00
86	TC	Di-n-octyl phthalate	1.065	1.165	-9.4	100	0.00
87	T	Benzo(b)Fluoranthene	1.277	1.304	-2.1	98	0.00
88	T	Benzo(k)fluoranthene	1.231	1.260	-2.4	96	0.00
89	TC	Benzo(a)pyrene	1.181	1.222	-3.5	95	0.00
90	T	Indeno(1,2,3-cd)Pyrene	1.668	1.786	-7.1	100	0.00
91	T	Dibenz(a,h)anthracene	1.418	1.426	-0.6	94	0.00
92	T	Benzo(g,h,i)perylene	1.434	1.510	-5.3	99	0.00

(#) = Out of Range SPCC's out = 0 CCC's out = 0

Evaluate Continuing Calibration Report

Data File : J:\ACQUDATA\5973A\DATA\111307\BQ210.D Vial: 11
Acq On : 13 Nov 2007 9:10 pm Operator: Z.Miao
Sample : ICV #3 Inst : 5973-A
Misc : 80 PPM 8270/625 Multiplr: 1.00
MS Integration Params: RTEINT.P

Method : J:\ACQUDATA\5973A\METHODS\82701113.M (RTE Integrator)
Title : 8270 BNA ANALYSIS
Last Update : Wed Nov 14 09:03:55 2007
Response via : Multiple Level Calibration

Min. RRF : 0.050 Min. Rel. Area : 50% Max. R.T. Dev 0.50min
Max. RRF Dev : 20% Max. Rel. Area : 200%

		Compound	Amount	Calc.	%Dev	Area%	Dev(min)
1	IR	d4-1,4-Dichlorobenzene	40.000	40.000	0.0	104	0.00
2	T	Pyridine	80.000	87.544	-9.4	112	0.00
3	T	N-Nitrosodimethylamine	80.000	86.196	-7.7	111	0.00
4	S	SURR1,2-FLUOROPHENOL	80.000	0.000	~~100.0#~~	0	-4.49#
5	T	Benzaldehyde	80.000	0.000	~~100.0#~~	0	-5.46#
6	T	Aniline	80.000	87.023	-8.8	112	0.00
7	S	SURR2,PHENOL-D6	80.000	0.000	100.0#	0	-5.58#
8	TMC	Phenol	80.000	84.053	-5.1	108	0.00
9	T	bis(2-Clethyl)Ether	80.000	83.457	-4.3	107	0.00
10	TM	2-Chlorophenol	80.000	83.723	-4.7	107	0.00
11	T	1,3-Diclbenzene	80.000	83.411	-4.3	108	0.00
12	TMC	1,4-Dichlorobenzene	80.000	83.252	-4.1	108	0.00
13	T	1,2-Diclbenzene	80.000	84.383	-5.5	110	0.00
14	T	Benzyl Alcohol	80.000	88.547	-10.7	112	0.00
15	T	2,2'-oxybis(1-Chloropropane	80.000	73.122	8.6	94	0.00
16	T	2-Methylphenol	80.000	87.397	-9.2	113	0.00
17	T	Acetophenone	80.000	0.000	100.0#	0	-6.44#
18	TMP	N-Nitroso-Di-n-propylamine	80.000	85.063	-6.3	110	0.00
19	T	Hexachloroethane	80.000	83.548	-4.4	107	0.00
20	T	4-Methylphenol	80.000	84.886	-6.1	109	0.00
21	T	1-Methyl-2-pyrrolidinone	80.000	0.000	100.0#	0	-6.19#
22	IR	d8-Naphthalene	40.000	40.000	0.0	123	0.00
23	S	SURR4,NITROBENZENE-D5	80.000	0.000	~~100.0#~~	0	-6.65#
24	T	Nitrobenzene	80.000	71.466	10.7	109	0.00
25	T	Isophorone	80.000	83.271	-4.1	127	0.00
26	TC	2-Nitrophenol	80.000	67.569	15.5	100	0.00
27	T	Benzoic Acid	80.000	68.953	13.8	94	0.00
28	T	2,4-Dimethylphenol	80.000	70.628	11.7	109	0.00
29	T	bis(-2-Chloroethoxy)Methane	80.000	64.348	19.6	98	0.00
30	TC	2,4-Dichlorophenol	80.000	72.191	9.8	108	0.00
31	TM	1,2,4-Trichlorobenzene	80.000	70.269	12.2	108	0.00
32	T	Naphthalene	80.000	68.873	13.9	105	0.00
33	T	4-Chloroaniline	80.000	71.774	10.3	109	0.00
34	TC	Hexachlorobutadiene	80.000	71.915	10.1	109	0.00
35	TMC	4-Chloro-3-methylphenol	80.000	68.321	14.6	104	0.00
36	T	Caprolactam	80.000	0.000	100.0#	0	-8.17#
37	T	2-Methylnaphthalene	80.000	74.073	7.4	113	0.00
38	T	1-Methylnaphthalene	80.000	64.174	19.8	98	0.00
39	IR	d10-Acenaphthene	40.000	40.000	0.0	104	0.00

(#) = Out of Range

00275

Evaluate Continuing Calibration Report

Data File : J:\ACQUDATA\5973A\DATA\111307\BQ210.D Vial: 11
Acq On : 13 Nov 2007 9:10 pm Operator: Z.Miao
Sample : ICV #3 Inst : 5973-A
Misc : 80 PPM 8270/625 Multiplr: 1.00
MS Integration Params: RTEINT.P

Method : J:\ACQUDATA\5973A\METHODS\82701113.M (RTE Integrator)
Title : 8270 BNA ANALYSIS
Last Update : Wed Nov 14 09:03:55 2007
Response via : Multiple Level Calibration

Min. RRF : 0.050 Min. Rel. Area : 50% Max. R.T. Dev 0.50min
Max. RRF Dev : 20% Max. Rel. Area : 200%

		Compound	Amount	Calc.	%Dev	Area%	Dev(min)
40	TP	Hexachlorocyclopentadiene	80.000	92.516	-15.6	124	0.00
41	TC	2,4,6-Trichlorophenol	80.000	83.676	-4.6	105	0.00
42	T	2,4,5-Trichlorophenol	80.000	84.440	-5.5	106	0.00
43	S	SURR5,2-FLUOROBIPHENYL	80.000	0.000	~~100.0#~~	0	-9.27#
44	T	1,1'-Biphenyl	80.000	0.000	~~100.0#~~	0	-9.43#
45	T	2-Chloronaphthalene	80.000	82.908	-3.6	107	0.00
46	T	2-Nitroaniline	80.000	84.443	-5.6	109	0.00
47	T	Acenaphthylene	80.000	87.308	-9.1	111	0.00
48	T	Dimethyl phthalate	80.000	83.039	-3.8	107	0.00
49	T	2,6-Dinitrotoluene	80.000	82.684	-3.4	105	0.00
50	TMC	Acenaphthene	80.000	80.190	-0.2	104	0.00
51	T	3-Nitroaniline	80.000	83.636	-4.5	107	0.00
52	TP	2,4-Dinitrophenol	80.000	76.635	4.2	95	0.00
53	T	Dibenzofuran	80.000	83.653	-4.6	107	0.00
54	TM	2,4-Dinitrotoluene	80.000	82.288	-2.9	104	0.00
55	TMP	4-Nitrophenol	80.000	78.532	1.8	101	0.00
56	T	Fluorene	80.000	80.003	-0.0	103	0.00
57	T	4-Chlorophenyl-phenylether	80.000	81.659	-2.1	107	0.00
58	T	Diethylphthalate	80.000	83.624	-4.5	108	0.00
59	T	4-Nitroaniline	80.000	85.477	-6.8	107	0.00
60	S	SURR3,2,4,6-TRIBROMOPHENOL	80.000	5.175	~~93.5#~~	0	-12.09#
61	IR	d10-Phenanthrene	40.000	40.000	0.0	102	0.00
62	T	1-Phenyl-1(4-methyl-phenyl)	80.000	82.743	-3.4	105	0.00
63	T	4,6-Dinitro-2-methylphenol	80.000	76.879	3.9	100	0.00
64	T	1,2 Diphenylhydrazine	80.000	84.031	-5.0	105	0.00
65	TC	N-Nitrosodiphenylamine	80.000	66.899	16.4	84	0.00
66	T	4-Bromophenyl-phenylether	80.000	83.306	-4.1	105	0.00
67	T	1-Phenyl-1(2,4-dimethylphen	80.000	81.990	-2.5	104	0.00
68	T	Hexachlorobenzene	80.000	84.209	-5.3	107	0.00
69	T	Atrazine	80.000	0.000	~~100.0#~~	0	-12.91#
70	TCM	Pentachlorophenol	80.000	82.133	-2.7	109	0.00
71	T	Phenanthrene	80.000	80.680	-0.9	102	0.00
72	T	Anthracene	80.000	83.533	-4.4	105	0.00
73	T	Carbazole	80.000	80.448	-0.6	100	0.00
74	T	Di-n-butylphthalate	80.000	85.744	-7.2	105	0.00
75	TC	Fluoranthene	80.000	87.218	-9.0	108	0.00
76	IR	d12-Chrysene	40.000	40.000	0.0	96	0.00
77	T	Benzidine	80.000	102.618	-28.3#	113	0.00
78	TM	Pyrene	80.000	82.677	-3.3	102	0.00

(#) = Out of Range

68275

Evaluate Continuing Calibration Report

Data File : J:\ACQUDATA\5973A\DATA\111307\BQ210.D Vial: 11
Acq On : 13 Nov 2007 9:10 pm Operator: Z.Miao
Sample : ICV #3 Inst : 5973-A
Misc : 80 PPM 8270/625 Multiplr: 1.00
MS Integration Params: RTEINT.P

Method : J:\ACQUDATA\5973A\METHODS\82701113.M (RTE Integrator)
Title : 8270 BNA ANALYSIS
Last Update : Wed Nov 14 09:03:55 2007
Response via : Multiple Level Calibration

Min. RRF : 0.050 Min. Rel. Area : 50% Max. R.T. Dev 0.50min
Max. RRF Dev : 20% Max. Rel. Area : 200%

		Compound	Amount	Calc.	%Dev	Area%	Dev(min)
79	S	SURR6,TERPHENYL-D14	80.000	0.000	~~100.0#~~	0	-16.94#
80	T	Butyl benzyl phthalate	80.000	86.074	-7.6	103	0.00
81	T	3,3'-Dichlorobenzidine	80.000	86.374	-8.0	99	0.00
82	T	Benzo(a)anthracene	80.000	81.409	-1.8	97	0.00
83	T	Chrysene	80.000	81.133	-1.4	98	0.00
84	T	bis(2-Ethylhexyl)phthalate	80.000	85.945	-7.4	102	0.00
85	IR	d12-Perylene	40.000	40.000	0.0	94	0.00
86	TC	Di-n-octyl phthalate	80.000	87.539	-9.4	100	0.00
87	T	Benzo(b)Fluoranthene	80.000	81.670	-2.1	98	0.00
88	T	Benzo(k)fluoranthene	80.000	81.846	-2.3	96	0.00
89	TC	Benzo(a)pyrene	80.000	82.788	-3.5	95	0.00
90	T	Indeno(1,2,3-cd)Pyrene	80.000	85.687	-7.1	100	0.00
91	T	Dibenz(a,h)anthracene	80.000	80.460	-0.6	94	0.00
92	T	Benzo(g,h,i)perylene	80.000	84.207	-5.3	99	0.00

(#) = Out of Range SPCC's out = 0 CCC's out = 0

002277

Quantitation Report (QT Reviewed)

Data File : J:\ACQUDATA\5973A\DATA\111307\BQ210.D Vial: 11
Acq On : 13 Nov 2007 9:10 pm Operator: Z.Miao
Sample : ICV #3 Inst : 5973-A
Misc : 80 PPM 8270/625 Multiplr: 1.00
MS Integration Params: RTEINT.P
Quant Time: Nov 14 9:12 2007 Quant Results File: 82701113.RES

Quant Method : J:\ACQUDATA\5...\82701113.M (RTE Integrator)
Title : 8270 BNA ANALYSIS
Last Update : Wed Nov 14 09:03:55 2007
Response via : Initial Calibration
DataAcq Meth : 82701113

Internal Standards	R.T.	QIon	Response	Conc Units	Dev(Min)
1) d4-1,4-Dichlorobenzene	5.96	152	253365	40.00 ppm	0.00
22) d8-Naphthalene	7.59	136	1132919	40.00 ppm	0.00
39) d10-Acenaphthene	10.52	164	548969	40.00 ppm	0.00
61) d10-Phenanthrene	13.49	188	988612	40.00 ppm	0.00
76) d12-Chrysene	19.54	240	1003363	40.00 ppm	0.00
85) d12-Perylene	25.25	264	1015787	40.00 ppm	0.00

System Monitoring Compounds

4) SURR1,2-FLUOROPHENOL	0.00	112	0d	0.00 ppm	
Spiked Amount 200.000	Range 17 - 74		Recovery =	0.00%#	
7) SURR2,PHENOL-D6	0.00	99	0d	0.00 ppm	
Spiked Amount 200.000	Range 10 - 69		Recovery =	0.00%#	
23) SURR4,NITROBENZENE-D5	0.00	82	0d	0.00 ppm	
Spiked Amount 100.000	Range 38 - 105		Recovery =	0.00%#	
43) SURR5,2-FLUOROBIPHENYL	0.00	172	0d	0.00 ppm	
Spiked Amount 100.000	Range 38 - 100		Recovery =	0.00%#	
60) SURR3,2,4,6-TRIBROMOPHENOL	0.00	330	0d	0.00 ppm	
Spiked Amount 200.000	Range 41 - 135		Recovery =	0.00%#	
79) SURR6,TERPHENYL-D14	0.00	244	0d	0.00 ppm	
Spiked Amount 100.000	Range 40 - 137		Recovery =	0.00%#	

Target Compounds

					Qvalue
2) Pyridine	2.52	79	549676	87.54 ppm	97
3) N-Nitrosodimethylamine	2.51	74	302235	86.20 ppm	98
6) Aniline	5.62	93	1005848	87.02 ppm	99
8) Phenol	5.60	94	900598	84.05 ppm	99
9) bis(2-Clethyl)Ether	5.66	93	657996	83.46 ppm	98
10) 2-Chlorophenol	5.76	128	688953	83.72 ppm	99
11) 1,3-Diclbenzene	5.92	146	812331	83.41 ppm	99
12) 1,4-Dichlorobenzene	5.98	146	816043	83.25 ppm	98
13) 1,2-Diclbenzene	6.20	146	781237	84.38 ppm	98
14) Benzyl Alcohol	6.12	79	607597	88.55 ppm	99
15) 2,2'-oxybis(1-Chloropropan	6.29	45	663787	73.12 ppm	98
16) 2-Methylphenol	6.28	108	667821	87.40 ppm	99
18) N-Nitroso-Di-n-propylamine	6.46	70	511160	85.06 ppm	100
19) Hexachloroethane	6.58	117	328022	83.55 ppm	97
20) 4-Methylphenol	6.44	108	679264	84.89 ppm	84
24) Nitrobenzene	6.67	77	780997	71.47 ppm	100
25) Isophorone	6.95	82	1390499	83.27 ppm	99
26) 2-Nitrophenol	7.08	139	380283	67.57 ppm	98
27) Benzoic Acid	7.21	105	256531	68.95 ppm	97
28) 2,4-Dimethylphenol	7.10	107	684218	70.63 ppm	97

(#) = qualifier out of range (m) = manual integration

00278

Quantitation Report (QT Reviewed)

Data File : J:\ACQUDATA\5973A\DATA\111307\BQ210.D Vial: 11
Acq On : 13 Nov 2007 9:10 pm Operator: Z.Miao
Sample : ICV #3 Inst : 5973-A
Misc : 80 PPM 8270/625 Multiplr: 1.00
MS Integration Params: RTEINT.P
Quant Time: Nov 14 9:12 2007 Quant Results File: 82701113.RES

Quant Method : J:\ACQUDATA\5...\82701113.M (RTE Integrator)
Title : 8270 BNA ANALYSIS
Last Update : Wed Nov 14 09:03:55 2007
Response via : Initial Calibration
DataAcq Meth : 82701113

Compound	R.T.	QIon	Response	Conc Unit	Qvalue
29) bis(-2-Chloroethoxy)Methan	7.21	93	753062	64.35 ppm	99
30) 2,4-Dichlorophenol	7.40	162	611093	72.19 ppm	96
31) 1,2,4-Trichlorobenzene	7.52	180	689495	70.27 ppm	99
32) Naphthalene	7.61	128	1932052	68.87 ppm	100
33) 4-Chloroaniline	7.69	127	836588	71.77 ppm	99
34) Hexachlorobutadiene	7.85	225	435323	71.91 ppm	99
35) 4-Chloro-3-methylphenol	8.39	107	581869	68.32 ppm	98
37) 2-Methylnaphthalene	8.65	142	1421958	74.07 ppm	98
38) 1-Methylnaphthalene	8.83	142	1269466	64.17 ppm	99
40) Hexachlorocyclopentadiene	9.01	237	452206	92.52 ppm	99
41) 2,4,6-Trichlorophenol	9.15	196	430520	83.68 ppm	99
42) 2,4,5-Trichlorophenol	9.23	196	455121	84.44 ppm	98
45) 2-Chloronaphthalene	9.47	162	1271110	82.91 ppm	99
46) 2-Nitroaniline	9.69	65	402797	84.44 ppm	99
47) Acenaphthylene	10.24	152	2021934	87.31 ppm	100
48) Dimethyl phthalate	10.02	163	1401309	83.04 ppm	100
49) 2,6-Dinitrotoluene	10.17	165	349128	82.68 ppm	99
50) Acenaphthene	10.58	153	1282717	80.19 ppm	99
51) 3-Nitroaniline	10.45	138	377914	83.64 ppm	96
52) 2,4-Dinitrophenol	10.64	184	103036	76.64 ppm	95
53) Dibenzofuran	10.88	168	1847020	83.65 ppm	100
54) 2,4-Dinitrotoluene	10.92	165	432739	82.29 ppm	97
55) 4-Nitrophenol	10.75	65	245203	78.53 ppm	94
56) Fluorene	11.56	166	1466951	80.00 ppm	100
57) 4-Chlorophenyl-phenylether	11.53	204	767513	81.66 ppm	96
58) Diethylphthalate	11.38	149	1387179	83.62 ppm	99
59) 4-Nitroaniline	11.65	138	362931	85.48 ppm	99
62) 1-Phenyl-1(4-methyl-phenyl	11.50	181	1000585	82.74 ppm	99
63) 4,6-Dinitro-2-methylphenol	11.73	198	238452	76.88 ppm	98
64) 1,2 Diphenylhydrazine	11.85	77	1570979	84.03 ppm	99
65) N-Nitrosodiphenylamine	11.77	169	1021347	66.90 ppm	98
66) 4-Bromophenyl-phenylether	12.52	248	492289	83.31 ppm	97
67) 1-Phenyl-1(2,4-dimethylphe	12.34	195	1201756	81.99 ppm	98
68) Hexachlorobenzene	12.86	284	563721	84.21 ppm	97
70) Pentachlorophenol	13.22	266	185775	82.13 ppm	99
71) Phenanthrene	13.54	178	2057999	80.68 ppm	100
72) Anthracene	13.63	178	2122121	83.53 ppm	98
73) Carbazole	13.97	167	1826682	80.45 ppm	100
74) Di-n-butylphthalate	14.78	149	2245482	85.74 ppm	99
75) Fluoranthene	16.12	202	2359943	87.22 ppm	98
77) Benzidine	16.38	184	919491	102.62 ppm	99

(#) = qualifier out of range (m) = manual integration

Quantitation Report (QT Reviewed)

Data File : J:\ACQUDATA\5973A\DATA\111307\BQ210.D Vial: 11
Acq On : 13 Nov 2007 9:10 pm Operator: Z.Miao
Sample : ICV #3 Inst : 5973-A
Misc : 80 PPM 8270/625 Multiplr: 1.00
MS Integration Params: RTEINT.P
Quant Time: Nov 14 9:12 2007 Quant Results File: 82701113.RES

Quant Method : J:\ACQUDATA\5...\82701113.M (RTE Integrator)
Title : 8270 BNA ANALYSIS
Last Update : Wed Nov 14 09:03:55 2007
Response via : Initial Calibration
DataAcq Meth : 82701113

	Compound	R.T.	QIon	Response	Conc Unit	Qvalue
78)	Pyrene	16.62	202	2364363	82.68 ppm	99
80)	Butyl benzyl phthalate	18.06	149	1052338	86.07 ppm	100
81)	3,3'-Dichlorobenzidine	19.42	252	938544	86.37 ppm	99
82)	Benzo(a)anthracene	19.50	228	2354413	81.41 ppm	99
83)	Chrysene	19.62	228	2268907	81.13 ppm	99
84)	bis(2-Ethylhexyl)phthalate	19.63	149	1401698	85.95 ppm	100
86)	Di-n-octyl phthalate	21.78	149	2367647	87.54 ppm	99
87)	Benzo(b)Fluoranthene	23.52	252	2648180	81.67 ppm	99
88)	Benzo(k)fluoranthene	23.64	252	2559531	81.85 ppm	99
89)	Benzo(a)pyrene	25.00	252	2482128	82.79 ppm	99
90)	Indeno(1,2,3-cd)Pyrene	29.69	276	3628755	85.69 ppm	100
91)	Dibenz(a,h)anthracene	29.75	278	2897275	80.46 ppm	99
92)	Benzo(g,h,i)perylene	30.78	276	3067057	84.21 ppm	100

(#) = qualifier out of range (m) = manual integration

Quantitation Report

Data File : J:\ACQUDATA\5973A\DATA\111307\BQ210.D
Acq On : 13 Nov 2007 9:10 pm
Sample : ICV #3
Misc : 80 PPM 8270/625
MS Integration Params: RTEINT.P
Quant Time: Nov 14 9:12 2007

Vial: 11
Operator: Z.Miao
Inst : 5973-A
Multiplr: 1.00

Quant Results File: 82701113.RES

Method : J:\ACQUDATA\5973A\METHODS\82701113.M (RTE Integrator)
Title : 8270 BNA ANALYSIS
Last Update : Wed Nov 14 09:03:55 2007
Response via : Initial Calibration

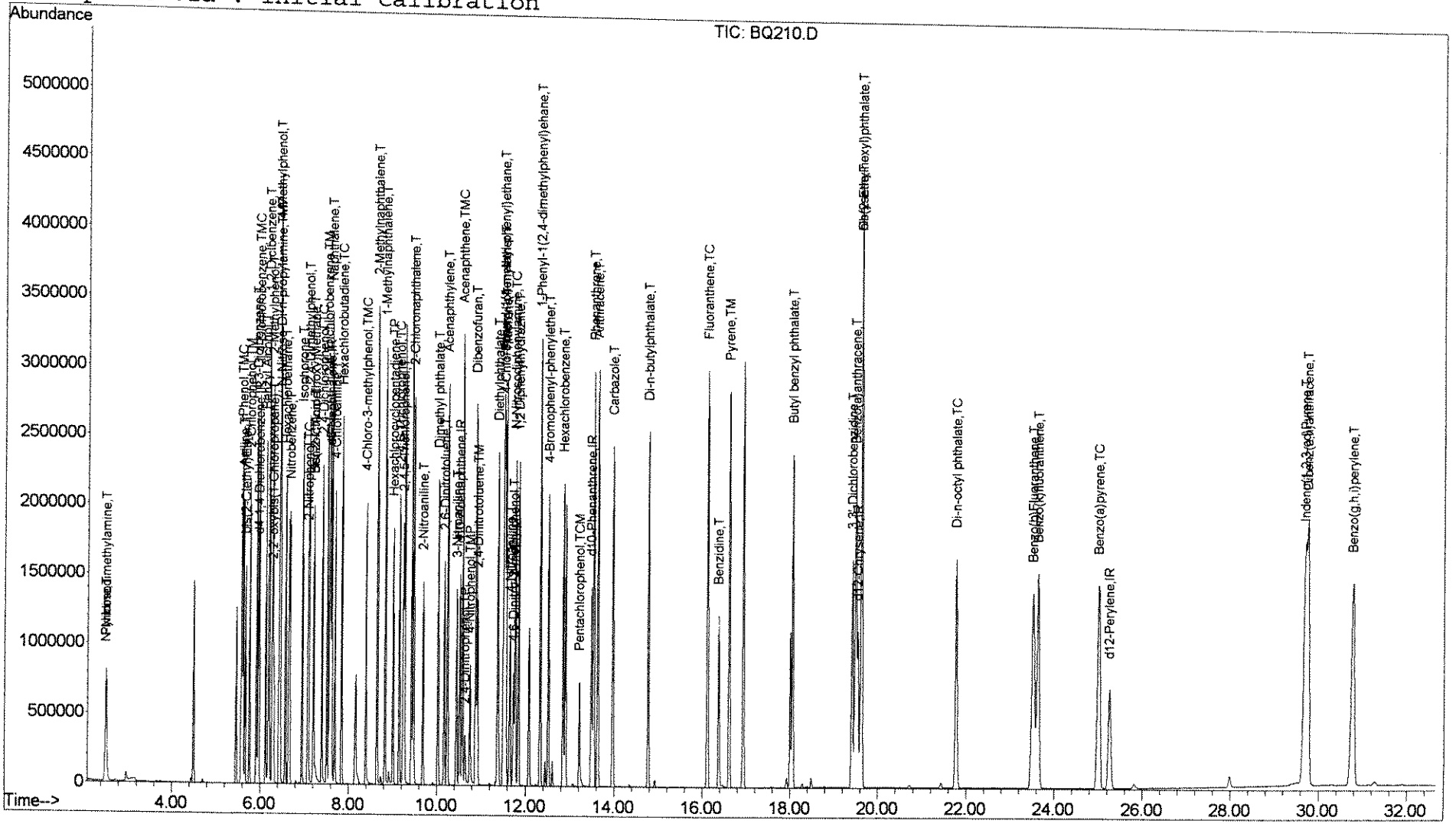

Evaluate Continuing Calibration Report

Data File : J:\ACQUDATA\5973A\DATA\112707\BQ361.D
Acq On : 27 Nov 2007 10:20 am
Sample : CALIBRATION CHECK
Misc : 80 PPM STD 8270/625 LK: #27, 40, 52
MS Integration Params: RTEINT.P 60, 70

Vial: 1
Operator: Z.Miao
Inst : 5973-A
Multiplr: 1.00

Method : J:\ACQUDATA\5973A\METHODS\82701113.M (RTE Integrator)
Title : 8270 BNA ANALYSIS
Last Update : Wed Nov 14 09:03:55 2007
Response via : Multiple Level Calibration

Min. RRF : 0.050 Min. Rel. Area : 50% Max. R.T. Dev 0.50min
Max. RRF Dev : 20% Max. Rel. Area : 200%

		Compound	AvgRF	CCRF		%Dev	Area%	Dev(min)
1	IR	d4-1,4-Dichlorobenzene	1.000	1.000		0.0	92	-0.01
2	T	Pyridine	0.991	1.087		-9.7	100	-0.02
3	T	N-Nitrosodimethylamine	0.554	0.599		-8.1	99	-0.02
4	S	SURR1,2-FLUOROPHENOL	1.109	1.126		-1.5	92	0.00
5	T	Benzaldehyde	0.501	0.298	N.T	40.5#	48#	0.00
6	T	Aniline	1.825	1.722		5.6	86	-0.01
7	S	SURR2,PHENOL-D6	1.526	1.544		-1.2	92	-0.01
8	TMC	Phenol	1.692	1.694		-0.1	92	-0.01
9	T	bis(2-Clethyl)Ether	1.245	1.235		0.8	91	0.00
10	TM	2-Chlorophenol	1.299	1.306		-0.5	92	0.00
11	T	1,3-Diclbenzene	1.538	1.553		-1.0	93	-0.01
12	TMC	1,4-Dichlorobenzene	1.547	1.578		-2.0	94	0.00
13	T	1,2-Diclbenzene	1.462	1.481		-1.3	94	0.00
14	T	Benzyl Alcohol	1.083	1.168		-7.8	97	0.00
15	T	2,2'-oxybis(1-Chloropropane	1.433	1.412		1.5	90	-0.01
16	T	2-Methylphenol	1.206	1.219		-1.1	93	-0.01
17	T	Acetophenone	1.768	1.803		-2.0	94	0.00
18	TMP	N-Nitroso-Di-n-propylamine	0.949	0.989		-4.2	96	0.00
19	T	Hexachloroethane	0.620	0.637		-2.7	94	-0.01
20	T	4-Methylphenol	1.263	1.290		-2.1	94	-0.01
21	T	1-Methyl-2-pyrrolidinone	0.864	0.875		-1.3	93	0.00
22	IR	d8-Naphthalene	1.000	1.000		0.0	93	-0.01
23	S	SURR4,NITROBENZENE-D5	0.382	0.404		-5.8	96	-0.01
24	T	Nitrobenzene	0.386	0.402		-4.1	96	0.00
25	T	Isophorone	0.590	0.612		-3.7	95	0.00
26	TC	2-Nitrophenol	0.199	0.207		-4.0	93	0.00
27	T	Benzoic Acid	0.151	0.191		-26.5#	120	0.00
28	T	2,4-Dimethylphenol	0.342	0.354		-3.5	96	-0.01
29	T	bis(-2-Chloroethoxy)Methane	0.413	0.412		0.2	92	-0.01
30	TC	2,4-Dichlorophenol	0.299	0.308		-3.0	93	-0.01
31	TM	1,2,4-Trichlorobenzene	0.346	0.346		0.0	93	-0.01
32	T	Naphthalene	0.990	0.999		-0.9	93	0.00
33	T	4-Chloroaniline	0.412	0.399		3.2	89	-0.01
34	TC	Hexachlorobutadiene	0.214	0.222		-3.7	95	-0.01
35	TMC	4-Chloro-3-methylphenol	0.301	0.312		-3.7	95	-0.01
36	T	Caprolactam	0.109	0.112		-2.8	90	0.00
37	T	2-Methylnaphthalene	0.678	0.686		-1.2	93	-0.01
38	T	1-Methylnaphthalene	0.698	0.709		-1.6	93	0.00
39	IR	d10-Acenaphthene	1.000	1.000		0.0	94	-0.01

(#) = Out of Range

00282

Evaluate Continuing Calibration Report

Data File : J:\ACQUDATA\5973A\DATA\112707\BQ361.D Vial: 1
Acq On : 27 Nov 2007 10:20 am Operator: Z.Miao
Sample : CALIBRATION CHECK Inst : 5973-A
Misc : 80 PPM STD 8270/625 Multiplr: 1.00
MS Integration Params: RTEINT.P

Method : J:\ACQUDATA\5973A\METHODS\82701113.M (RTE Integrator)
Title : 8270 BNA ANALYSIS
Last Update : Wed Nov 14 09:03:55 2007
Response via : Multiple Level Calibration

Min. RRF : 0.050 Min. Rel. Area : 50% Max. R.T. Dev 0.50min
Max. RRF Dev : 20% Max. Rel. Area : 200%

		Compound	AvgRF	CCRF		%Dev	Area%	Dev(min)
40	TP	Hexachlorocyclopentadiene	0.321	0.325		-1.2	89	-0.01
41	TC	2,4,6-Trichlorophenol	0.375	0.390		-4.0	95	-0.01
42	T	2,4,5-Trichlorophenol	0.393	0.412		-4.8	95	-0.01
43	S	SURR5,2-FLUOROBIPHENYL	1.327	1.326		0.1	94	-0.01
44	T	1,1'-Biphenyl	1.528	1.552		-1.6	94	-0.01
45	T	2-Chloronaphthalene	1.117	1.120		-0.3	93	-0.01
46	T	2-Nitroaniline	0.348	0.357		-2.6	96	-0.01
47	T	Acenaphthylene	1.687	1.701		-0.8	93	-0.01
48	T	Dimethyl phthalate	1.230	1.240		-0.8	94	0.00
49	T	2,6-Dinitrotoluene	0.308	0.308		0.0	92	-0.01
50	TMC	Acenaphthene	1.166	1.173		-0.6	94	-0.01
51	T	3-Nitroaniline	0.329	0.325		1.2	92	0.00
52	TP	2,4-Dinitrophenol	0.108	0.114		-5.6	105	0.00
53	T	Dibenzofuran	1.609	1.624		-0.9	94	-0.02
54	TM	2,4-Dinitrotoluene	0.383	0.385		-0.5	92	0.00
55	TMP	4-Nitrophenol	0.228	0.222		2.6	91	-0.01
56	T	Fluorene	1.336	1.325		0.8	92	-0.01
57	T	4-Chlorophenyl-phenylether	0.685	0.673		1.8	93	-0.01
58	T	Diethylphthalate	1.209	1.212		-0.2	93	-0.01
59	T	4-Nitroaniline	0.309	0.311		-0.6	91	-0.01
60	S	SURR3,2,4,6-TRIBROMOPHENOL	0.230	0.249		-8.3	97	-0.01
61	IR	d10-Phenanthrene	1.000	1.000		0.0	95	-0.02
62	T	1-Phenyl-1(4-methyl-phenyl)	0.489	0.488		0.2	94	-0.01
63	T	4,6-Dinitro-2-methylphenol	0.125	0.119		4.8	92	-0.01
64	T	1,2 Diphenylhydrazine	0.756	0.754		0.3	93	-0.01
65	TC	N-Nitrosodiphenylamine	0.618	0.608		1.6	92	-0.02
66	T	4-Bromophenyl-phenylether	0.239	0.237		0.8	93	-0.01
67	T	1-Phenyl-1(2,4-dimethylphen	0.593	0.596		-0.5	95	-0.01
68	T	Hexachlorobenzene	0.271	0.271		0.0	95	-0.02
69	T	Atrazine	0.117	0.110		6.0	88	-0.01
70	TCM	Pentachlorophenol	0.095	0.096		-1.1	104	-0.02
71	T	Phenanthrene	1.032	1.035		-0.3	95	-0.01
72	T	Anthracene	1.028	1.036		-0.8	94	-0.02
73	T	Carbazole	0.919	0.944		-2.7	96	-0.01
74	T	Di-n-butylphthalate	1.060	1.089		-2.7	94	-0.02
75	TC	Fluoranthene	1.095	1.149		-4.9	97	-0.02
76	IR	d12-Chrysene	1.000	1.000		0.0	98	-0.02
77	T	Benzidine	0.357	0.181	N.T	49.3#	46#	-0.01
78	TM	Pyrene	1.140	1.106		3.0	97	-0.01

(#) = Out of Range

Evaluate Continuing Calibration Report

Data File : J:\ACQUDATA\5973A\DATA\112707\BQ361.D
Acq On : 27 Nov 2007 10:20 am
Sample : CALIBRATION CHECK
Misc : 80 PPM STD 8270/625
MS Integration Params: RTEINT.P

Vial: 1
Operator: Z.Miao
Inst : 5973-A
Multiplr: 1.00

Method : J:\ACQUDATA\5973A\METHODS\82701113.M (RTE Integrator)
Title : 8270 BNA ANALYSIS
Last Update : Wed Nov 14 09:03:55 2007
Response via : Multiple Level Calibration

Min. RRF : 0.050 Min. Rel. Area : 50% Max. R.T. Dev 0.50min
Max. RRF Dev : 20% Max. Rel. Area : 200%

		Compound	AvgRF	CCRF	%Dev	Area%	Dev(min)
79	S	SURR6,TERPHENYL-D14	0.944	0.904	4.2	96	-0.02
80	T	Butyl benzyl phthalate	0.487	0.481	1.2	96	-0.02
81	T	3,3'-Dichlorobenzidine	0.433	0.437	-0.9	94	-0.02
82	T	Benzo(a)anthracene	1.153	1.157	-0.3	97	-0.02
83	T	Chrysene	1.115	1.099	1.4	97	-0.02
84	T	bis(2-Ethylhexyl)phthalate	0.650	0.645	0.8	96	-0.03
85	IR	d12-Perylene	1.000	1.000	0.0	99	-0.04
86	TC	Di-n-octyl phthalate	1.065	1.074	-0.8	96	-0.04
87	T	Benzo(b)Fluoranthene	1.277	1.262	1.2	99	-0.03
88	T	Benzo(k)fluoranthene	1.231	1.215	1.3	97	-0.04
89	TC	Benzo(a)pyrene	1.181	1.179	0.2	96	-0.03
90	T	Indeno(1,2,3-cd)Pyrene	1.668	1.698	-1.8	100	-0.02
91	T	Dibenz(a,h)anthracene	1.418	1.436	-1.3	99	-0.03
92	T	Benzo(g,h,i)perylene	1.434	1.443	-0.6	99	-0.03

(#) = Out of Range SPCC's out = 0 CCC's out = 0

Evaluate Continuing Calibration Report

Data File : J:\ACQUDATA\5973A\DATA\112707\BQ361.D
Acq On : 27 Nov 2007 10:20 am
Sample : CALIBRATION CHECK
Misc : 80 PPM STD 8270/625
MS Integration Params: RTEINT.P

Vial: 1
Operator: Z.Miao
Inst : 5973-A
Multiplr: 1.00

Method : J:\ACQUDATA\5973A\METHODS\82701113.M (RTE Integrator)
Title : 8270 BNA ANALYSIS
Last Update : Wed Nov 14 09:03:55 2007
Response via : Multiple Level Calibration

Min. RRF : 0.050 Min. Rel. Area : 50% Max. R.T. Dev 0.50min
Max. RRF Dev : 20% Max. Rel. Area : 200%

		Compound	Amount	Calc.	%Dev	Area%	Dev(min)
1	IR	d4-1,4-Dichlorobenzene	40.000	40.000	0.0	92	-0.01
2	T	Pyridine	80.000	87.743	-9.7	100	-0.02
3	T	N-Nitrosodimethylamine	80.000	86.563	-8.2	99	-0.02
4	S	SURR1,2-FLUOROPHENOL	80.000	81.201	-1.5	92	0.00
5	T	Benzaldehyde	80.000	47.626	40.5#	48	0.00
6	T	Aniline	80.000	75.513	5.6	86	-0.01
7	S	SURR2,PHENOL-D6	80.000	80.946	-1.2	92	-0.01
8	TMC	Phenol	80.000	80.094	-0.1	92	-0.01
9	T	bis(2-Clethyl)Ether	80.000	79.375	0.8	91	0.00
10	TM	2-Chlorophenol	80.000	80.415	-0.5	92	0.00
11	T	1,3-Diclbenzene	80.000	80.815	-1.0	93	-0.01
12	TMC	1,4-Dichlorobenzene	80.000	81.591	-2.0	94	0.00
13	T	1,2-Diclbenzene	80.000	81.068	-1.3	94	0.00
14	T	Benzyl Alcohol	80.000	86.229	-7.8	97	0.00
15	T	2,2'-oxybis(1-Chloropropane	80.000	78.845	1.4	90	-0.01
16	T	2-Methylphenol	80.000	80.820	-1.0	93	-0.01
17	T	Acetophenone	80.000	81.621	-2.0	94	0.00
18	TMP	N-Nitroso-Di-n-propylamine	80.000	83.372	-4.2	96	0.00
19	T	Hexachloroethane	80.000	82.178	-2.7	94	-0.01
20	T	4-Methylphenol	80.000	81.669	-2.1	94	-0.01
21	T	1-Methyl-2-pyrrolidinone	80.000	81.021	-1.3	93	0.00
22	IR	d8-Naphthalene	40.000	40.000	0.0	93	-0.01
23	S	SURR4,NITROBENZENE-D5	80.000	84.766	-6.0	96	-0.01
24	T	Nitrobenzene	80.000	83.259	-4.1	96	0.00
25	T	Isophorone	80.000	83.063	-3.8	95	0.00
26	TC	2-Nitrophenol	80.000	83.384	-4.2	93	0.00
27	T	Benzoic Acid	80.000	97.244	-21.6#	120	0.00
28	T	2,4-Dimethylphenol	80.000	82.739	-3.4	96	-0.01
29	T	bis(-2-Chloroethoxy)Methane	80.000	79.840	0.2	92	-0.01
30	TC	2,4-Dichlorophenol	80.000	82.313	-2.9	93	-0.01
31	TM	1,2,4-Trichlorobenzene	80.000	79.956	0.1	93	-0.01
32	T	Naphthalene	80.000	80.728	-0.9	93	0.00
33	T	4-Chloroaniline	80.000	77.586	3.0	89	-0.01
34	TC	Hexachlorobutadiene	80.000	83.080	-3.8	95	-0.01
35	TMC	4-Chloro-3-methylphenol	80.000	83.012	-3.8	95	-0.01
36	T	Caprolactam	80.000	82.280	-2.9	90	0.00
37	T	2-Methylnaphthalene	80.000	81.007	-1.3	93	-0.01
38	T	1-Methylnaphthalene	80.000	81.258	-1.6	93	0.00
39	IR	d10-Acenaphthene	40.000	40.000	0.0	94	-0.01

(#) = Out of Range

Evaluate Continuing Calibration Report

Data File : J:\ACQUDATA\5973A\DATA\112707\BQ361.D
Acq On : 27 Nov 2007 10:20 am
Sample : CALIBRATION CHECK
Misc : 80 PPM STD 8270/625
MS Integration Params: RTEINT.P

Vial: 1
Operator: Z.Miao
Inst : 5973-A
Multiplr: 1.00

Method : J:\ACQUDATA\5973A\METHODS\82701113.M (RTE Integrator)
Title : 8270 BNA ANALYSIS
Last Update : Wed Nov 14 09:03:55 2007
Response via : Multiple Level Calibration

Min. RRF : 0.050 Min. Rel. Area : 50% Max. R.T. Dev 0.50min
Max. RRF Dev : 20% Max. Rel. Area : 200%

		Compound	Amount	Calc.	%Dev	Area%	Dev(min)
40	TP	Hexachlorocyclopentadiene	80.000	74.825	6.5	89	-0.01
41	TC	2,4,6-Trichlorophenol	80.000	83.289	-4.1	95	-0.01
42	T	2,4,5-Trichlorophenol	80.000	84.026	-5.0	95	-0.01
43	S	SURR5,2-FLUOROBIPHENYL	80.000	79.986	0.0	94	-0.01
44	T	1,1'-Biphenyl	80.000	81.213	-1.5	94	-0.01
45	T	2-Chloronaphthalene	80.000	80.241	-0.3	93	-0.01
46	T	2-Nitroaniline	80.000	82.137	-2.7	96	-0.01
47	T	Acenaphthylene	80.000	80.624	-0.8	93	-0.01
48	T	Dimethyl phthalate	80.000	80.686	-0.9	94	0.00
49	T	2,6-Dinitrotoluene	80.000	80.066	-0.1	92	-0.01
50	TMC	Acenaphthene	80.000	80.544	-0.7	94	-0.01
51	T	3-Nitroaniline	80.000	78.904	1.4	92	0.00
52	TP	2,4-Dinitrophenol	80.000	85.957	-7.4	105	0.00
53	T	Dibenzofuran	80.000	80.753	-0.9	94	-0.02
54	TM	2,4-Dinitrotoluene	80.000	80.418	-0.5	92	0.00
55	TMP	4-Nitrophenol	80.000	78.231	2.2	91	-0.01
56	T	Fluorene	80.000	79.328	0.8	92	-0.01
57	T	4-Chlorophenyl-phenylether	80.000	78.558	1.8	93	-0.01
58	T	Diethylphthalate	80.000	80.242	-0.3	93	-0.01
59	T	4-Nitroaniline	80.000	80.292	-0.4	91	-0.01
60	S	SURR3,2,4,6-TRIBROMOPHENOL	80.000	81.432	-1.8	97	-0.01
61	IR	d10-Phenanthrene	40.000	40.000	0.0	95	-0.02
62	T	1-Phenyl-1(4-methyl-phenyl)	80.000	79.775	0.3	94	-0.01
63	T	4,6-Dinitro-2-methylphenol	80.000	75.822	5.2	92	-0.01
64	T	1,2 Diphenylhydrazine	80.000	79.708	0.4	93	-0.01
65	TC	N-Nitrosodiphenylamine	80.000	78.709	1.6	92	-0.02
66	T	4-Bromophenyl-phenylether	80.000	79.377	0.8	93	-0.01
67	T	1-Phenyl-1(2,4-dimethylphen	80.000	80.368	-0.5	95	-0.01
68	T	Hexachlorobenzene	80.000	79.944	0.1	95	-0.02
69	T	Atrazine	80.000	74.857	6.4	88	-0.01
70	TCM	Pentachlorophenol	80.000	83.254	-4.1	104	-0.02
71	T	Phenanthrene	80.000	80.190	-0.2	95	-0.01
72	T	Anthracene	80.000	80.643	-0.8	94	-0.02
73	T	Carbazole	80.000	82.239	-2.8	96	-0.01
74	T	Di-n-butylphthalate	80.000	82.219	-2.8	94	-0.02
75	TC	Fluoranthene	80.000	83.994	-5.0	97	-0.02
76	IR	d12-Chrysene	40.000	40.000	0.0	98	-0.02
77	T	Benzidine	80.000	40.565	49.3#	46	-0.01
78	TM	Pyrene	80.000	77.577	3.0	97	-0.01

(#) = Out of Range

Evaluate Continuing Calibration Report

Data File : J:\ACQUDATA\5973A\DATA\112707\BQ361.D
Acq On : 27 Nov 2007 10:20 am
Sample : CALIBRATION CHECK
Misc : 80 PPM STD 8270/625
MS Integration Params: RTEINT.P

Vial: 1
Operator: Z.Miao
Inst : 5973-A
Multiplr: 1.00

Method : J:\ACQUDATA\5973A\METHODS\82701113.M (RTE Integrator)
Title : 8270 BNA ANALYSIS
Last Update : Wed Nov 14 09:03:55 2007
Response via : Multiple Level Calibration

Min. RRF : 0.050 Min. Rel. Area : 50% Max. R.T. Dev 0.50min
Max. RRF Dev : 20% Max. Rel. Area : 200%

		Compound	Amount	Calc.	%Dev	Area%	Dev(min)
79	S	SURR6,TERPHENYL-D14	80.000	76.549	4.3	96	-0.02
80	T	Butyl benzyl phthalate	80.000	79.013	1.2	96	-0.02
81	T	3,3'-Dichlorobenzidine	80.000	80.655	-0.8	94	-0.02
82	T	Benzo(a)anthracene	80.000	80.284	-0.4	97	-0.02
83	T	Chrysene	80.000	78.844	1.4	97	-0.02
84	T	bis(2-Ethylhexyl)phthalate	80.000	79.413	0.7	96	-0.03
85	IR	d12-Perylene	40.000	40.000	0.0	99	-0.04
86	TC	Di-n-octyl phthalate	80.000	80.690	-0.9	96	-0.04
87	T	Benzo(b)Fluoranthene	80.000	79.066	1.2	99	-0.03
88	T	Benzo(k)fluoranthene	80.000	78.942	1.3	97	-0.04
89	TC	Benzo(a)pyrene	80.000	79.923	0.1	96	-0.03
90	T	Indeno(1,2,3-cd)Pyrene	80.000	81.465	-1.8	100	-0.02
91	T	Dibenz(a,h)anthracene	80.000	81.033	-1.3	99	-0.03
92	T	Benzo(g,h,i)perylene	80.000	80.504	-0.6	99	-0.03

(#) = Out of Range SPCC's out = 0 CCC's out = 0

000287

Quantitation Report (QT Reviewed)

Data File : J:\ACQUDATA\5973A\DATA\112707\BQ361.D
Acq On : 27 Nov 2007 10:20 am
Sample : CALIBRATION CHECK
Misc : 80 PPM STD 8270/625
MS Integration Params: RTEINT.P
Quant Time: Nov 27 10:53 2007

Vial: 1
Operator: Z.Miao
Inst : 5973-A
Multiplr: 1.00

Quant Results File: 82701113.RES

Quant Method : J:\ACQUDATA\5...\82701113.M (RTE Integrator)
Title : 8270 BNA ANALYSIS
Last Update : Wed Nov 14 09:03:55 2007
Response via : Initial Calibration
DataAcq Meth : 82701113

Internal Standards	R.T.	QIon	Response	Conc	Units	Dev(Min)
1) d4-1,4-Dichlorobenzene	5.95	152	225718	40.00	ppm	-0.01
22) d8-Naphthalene	7.57	136	853887	40.00	ppm	-0.01
39) d10-Acenaphthene	10.51	164	496195	40.00	ppm	-0.01
61) d10-Phenanthrene	13.47	188	922612	40.00	ppm	-0.02
76) d12-Chrysene	19.52	240	1019993	40.00	ppm	-0.02
85) d12-Perylene	25.21	264	1062928	40.00	ppm	-0.04

System Monitoring Compounds						
4) SURR1,2-FLUOROPHENOL	4.49	112	508185	81.20	ppm	0.00
Spiked Amount 200.000	Range 17 - 74		Recovery = 40.60%			
7) SURR2,PHENOL-D6	5.57	99	697172	80.95	ppm	-0.01
Spiked Amount 200.000	Range 10 - 69		Recovery = 40.48%			
23) SURR4,NITROBENZENE-D5	6.63	82	690640	84.77	ppm	-0.01
Spiked Amount 100.000	Range 38 - 105		Recovery = 84.77%			
43) SURR5,2-FLUOROBIPHENYL	9.25	172	1316210	79.99	ppm	-0.01
Spiked Amount 100.000	Range 38 - 100		Recovery = 79.99%			
60) SURR3,2,4,6-TRIBROMOPHENOL	12.07	330	247362	81.43	ppm	-0.01
Spiked Amount 200.000	Range 41 - 135		Recovery = 40.72%#			
79) SURR6,TERPHENYL-D14	16.92	244	1843158	76.55	ppm	-0.02
Spiked Amount 100.000	Range 40 - 137		Recovery = 76.55%			

Target Compounds						Qvalue
2) Pyridine	2.51	79	490813	87.74	ppm	99
3) N-Nitrosodimethylamine	2.48	74	270399	86.56	ppm	97
5) Benzaldehyde	5.45	106	134738	47.63	ppm	99
6) Aniline	5.61	93	777566	75.51	ppm	97
8) Phenol	5.58	94	764530	80.09	ppm	96
9) bis(2-Clethyl)Ether	5.66	93	557520	79.37	ppm	100
10) 2-Chlorophenol	5.75	128	589524	80.42	ppm	97
11) 1,3-Diclbenzene	5.91	146	701166	80.81	ppm	99
12) 1,4-Dichlorobenzene	5.97	146	712491	81.59	ppm	99
13) 1,2-Diclbenzene	6.19	146	668644	81.07	ppm	99
14) Benzyl Alcohol	6.12	79	527125	86.23	ppm	97
15) 2,2'-oxybis(1-Chloropropan	6.28	45	637633	78.84	ppm	97
16) 2-Methylphenol	6.27	108	550177	80.82	ppm	99
17) Acetophenone	6.44	105	814126	81.62	ppm	99
18) N-Nitroso-Di-n-propylamine	6.45	70	446331	83.37	ppm	100
19) Hexachloroethane	6.57	117	287438	82.18	ppm	94
20) 4-Methylphenol	6.43	108	582212	81.67	ppm	97
21) 1-Methyl-2-pyrrolidinone	6.19	99	395032	81.02	ppm	98
24) Nitrobenzene	6.66	77	685776	83.26	ppm	100
25) Isophorone	6.94	82	1045407	83.06	ppm	99

(#) = qualifier out of range (m) = manual integration

Quantitation Report (QT Reviewed)

Data File : J:\ACQUDATA\5973A\DATA\112707\BQ361.D
Acq On : 27 Nov 2007 10:20 am
Sample : CALIBRATION CHECK
Misc : 80 PPM STD 8270/625
MS Integration Params: RTEINT.P
Quant Time: Nov 27 10:53 2007

Vial: 1
Operator: Z.Miao
Inst : 5973-A
Multiplr: 1.00

Quant Results File: 82701113.RES

Quant Method : J:\ACQUDATA\5...\82701113.M (RTE Integrator)
Title : 8270 BNA ANALYSIS
Last Update : Wed Nov 14 09:03:55 2007
Response via : Initial Calibration
DataAcq Meth : 82701113

	Compound	R.T.	QIon	Response	Conc Unit	Qvalue
26)	2-Nitrophenol	7.07	139	353710	83.38 ppm	98
27)	Benzoic Acid	7.21	105	325877	97.24 ppm	98
28)	2,4-Dimethylphenol	7.09	107	604129	82.74 ppm	98
29)	bis(-2-Chloroethoxy)Methan	7.20	93	704238	79.84 ppm	99
30)	2,4-Dichlorophenol	7.39	162	525163	82.31 ppm	99
31)	1,2,4-Trichlorobenzene	7.51	180	591319	79.96 ppm	98
32)	Naphthalene	7.61	128	1706869	80.73 ppm	99
33)	4-Chloroaniline	7.68	127	681598	77.59 ppm	99
34)	Hexachlorobutadiene	7.84	225	379047	83.08 ppm	99
35)	4-Chloro-3-methylphenol	8.38	107	532862	83.01 ppm	95
36)	Caprolactam	8.16	113	191265	82.28 ppm	94
37)	2-Methylnaphthalene	8.64	142	1172062	81.01 ppm	98
38)	1-Methylnaphthalene	8.82	142	1211519	81.26 ppm	97
40)	Hexachlorocyclopentadiene	9.00	237	322529	74.82 ppm	98
41)	2,4,6-Trichlorophenol	9.13	196	387330	83.29 ppm	98
42)	2,4,5-Trichlorophenol	9.22	196	409356	84.03 ppm	98
44)	1,1'-Biphenyl	9.41	154	1539801	81.21 ppm	99
45)	2-Chloronaphthalene	9.46	162	1111967	80.24 ppm	98
46)	2-Nitroaniline	9.67	65	354132	82.14 ppm	95
47)	Acenaphthylene	10.22	152	1687634	80.62 ppm	100
48)	Dimethyl phthalate	10.02	163	1230717	80.69 ppm	99
49)	2,6-Dinitrotoluene	10.16	165	305573	80.07 ppm	98
50)	Acenaphthene	10.57	153	1164531	80.54 ppm	99
51)	3-Nitroaniline	10.44	138	322257	78.90 ppm	99
52)	2,4-Dinitrophenol	10.63	184	113246	85.96 ppm	98
53)	Dibenzofuran	10.87	168	1611578	80.75 ppm	95
54)	2,4-Dinitrotoluene	10.91	165	382250	80.42 ppm	99
55)	4-Nitrophenol	10.74	65	220781	78.23 ppm	94
56)	Fluorene	11.55	166	1314739	79.33 ppm	98
57)	4-Chlorophenyl-phenylether	11.52	204	667387	78.56 ppm	98
58)	Diethylphthalate	11.36	149	1203110	80.24 ppm	99
59)	4-Nitroaniline	11.64	138	308141	80.29 ppm	96
62)	1-Phenyl-1(4-methyl-phenyl	11.49	181	900290	79.77 ppm	99
63)	4,6-Dinitro-2-methylphenol	11.72	198	219474	75.82 ppm	97
64)	1,2 Diphenylhydrazine	11.83	77	1390662	79.71 ppm	98
65)	N-Nitrosodiphenylamine	11.76	169	1121431	78.71 ppm	99
66)	4-Bromophenyl-phenylether	12.51	248	437755	79.38 ppm	99
67)	1-Phenyl-1(2,4-dimethylphe	12.32	195	1099347	80.37 ppm	98
68)	Hexachlorobenzene	12.84	284	499443	79.94 ppm	98
69)	Atrazine	12.90	215	202558	74.86 ppm	97
70)	Pentachlorophenol	13.21	266	177064	83.25 ppm	98

(#) = qualifier out of range (m) = manual integration

Quantitation Report (QT Reviewed)

Data File : J:\ACQUDATA\5973A\DATA\112707\BQ361.D
Acq On : 27 Nov 2007 10:20 am
Sample : CALIBRATION CHECK
Misc : 80 PPM STD 8270/625
MS Integration Params: RTEINT.P
Quant Time: Nov 27 10:53 2007

Vial: 1
Operator: Z.Miao
Inst : 5973-A
Multiplr: 1.00

Quant Results File: 82701113.RES

Quant Method : J:\ACQUDATA\5...\82701113.M (RTE Integrator)
Title : 8270 BNA ANALYSIS
Last Update : Wed Nov 14 09:03:55 2007
Response via : Initial Calibration
DataAcq Meth : 82701113

Compound	R.T.	QIon	Response	Conc Unit	Qvalue
71) Phenanthrene	13.53	178	1908962	80.19 ppm	99
72) Anthracene	13.62	178	1911932	80.64 ppm	99
73) Carbazole	13.96	167	1742668	82.24 ppm	99
74) Di-n-butylphthalate	14.76	149	2009416	82.22 ppm	99
75) Fluoranthene	16.11	202	2120971	83.99 ppm	98
77) Benzidine	16.36	184	369495	40.56 ppm	98
78) Pyrene	16.60	202	2255281	77.58 ppm	99
80) Butyl benzyl phthalate	18.04	149	982025	79.01 ppm	98
81) 3,3'-Dichlorobenzidine	19.40	252	890918	80.65 ppm	99
82) Benzo(a)anthracene	19.47	228	2360361	80.28 ppm	100
83) Chrysene	19.60	228	2241439	78.84 ppm	98
84) bis(2-Ethylhexyl)phthalate	19.60	149	1316630	79.41 ppm	99
86) Di-n-octyl phthalate	21.74	149	2283687	80.69 ppm	99
87) Benzo(b)Fluoranthene	23.48	252	2682721	79.07 ppm	99
88) Benzo(k)fluoranthene	23.60	252	2583295	78.94 ppm	97
89) Benzo(a)pyrene	24.98	252	2507424	79.92 ppm	98
90) Indeno(1,2,3-cd)Pyrene	29.66	276	3610064	81.47 ppm	98
91) Dibenz(a,h)anthracene	29.72	278	3053338	81.03 ppm	98
92) Benzo(g,h,i)perylene	30.74	276	3068282	80.50 ppm	97

(#) = qualifier out of range (m) = manual integration

Quantitation Report

Data File : J:\ACQUDATA\5973A\DATA\112707\BQ361.D Vial: 1
Acq On : 27 Nov 2007 10:20 am Operator: Z.Miao
Sample : CALIBRATION CHECK Inst : 5973-A
Misc : 80 PPM STD 8270/625 Multiplr: 1.00
MS Integration Params: RTEINT.P
Quant Time: Nov 27 10:53 2007 Quant Results File: 82701113.RES

Method : J:\ACQUDATA\5973A\METHODS\82701113.M (RTE Integrator)
Title : 8270 BNA ANALYSIS
Last Update : Wed Nov 14 09:03:55 2007
Response via : Initial Calibration

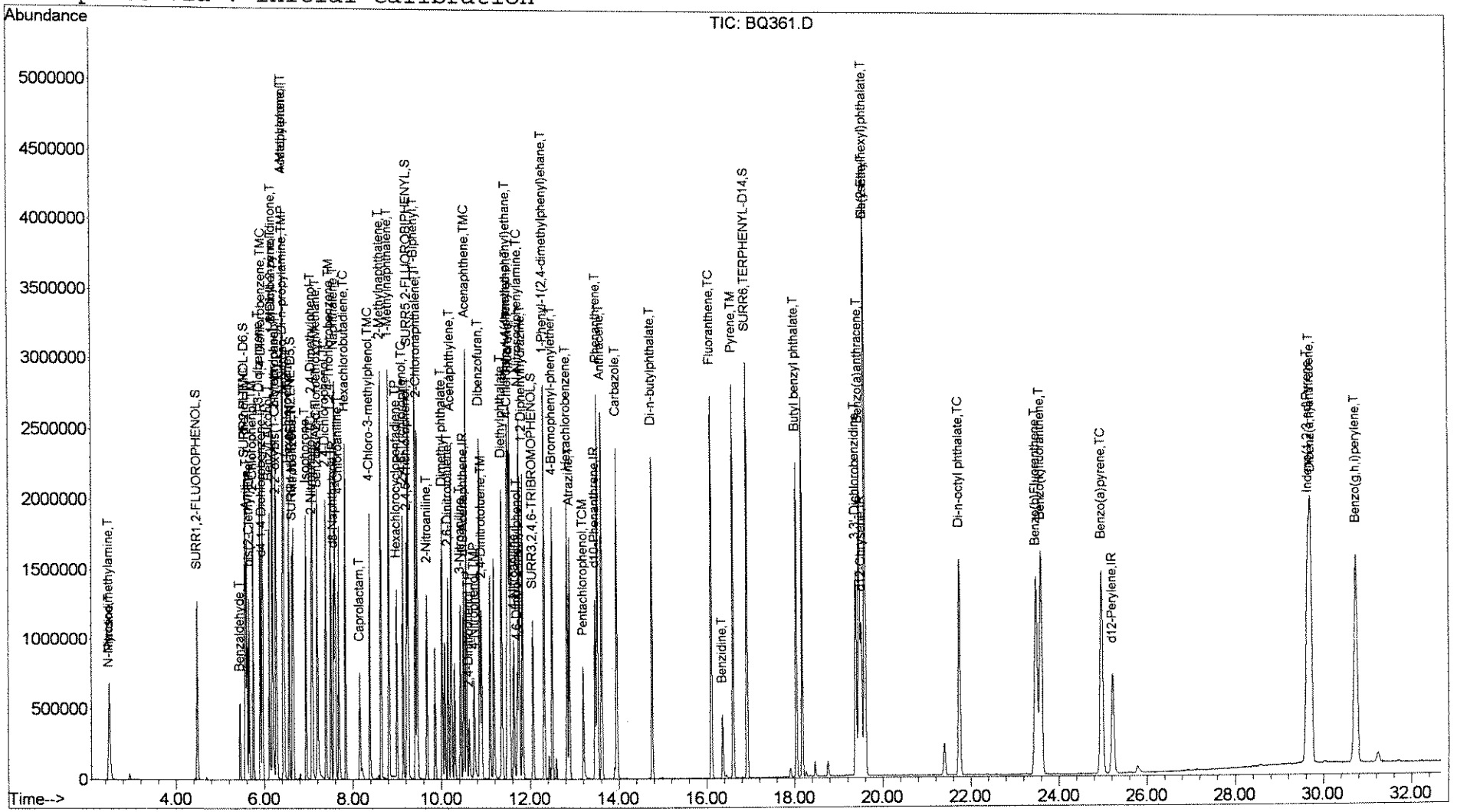

Quantitation Report (QT Reviewed)

Data File : J:\ACQUDATA\5973A\DATA\111307\BQ196.D
Acq On : 13 Nov 2007 10:21 am
Sample : TUNE CHECK
Misc : 50 ng DFTPP
MS Integration Params: RTEINT.P
Quant Time: Nov 13 10:48 2007

Vial: 1
Operator: Z.Miao
Inst : 5973-A
Multiplr: 1.00

Quant Results File: TUNCHECK.RES

Quant Method : J:\ACQUDATA\5...\TUNCHECK.M (RTE Integrator)
Title : TUNE CHECK
Last Update : Tue Nov 13 10:47:34 2007
Response via : Initial Calibration
DataAcq Meth : TUNCHECK

Internal Standards	R.T.	QIon	Response	Conc Units	Dev(Min)
1) d4-1,4-Dichlorobenzene	5.47	152	285303	40.00 ppm	0.00
2) d8-Naphthalene	7.15	136	1044940	40.00 ppm	0.00
3) d10-Acenaphthene	10.30	164	616705	40.00 ppm	0.00
4) d10-Phenanthrene	13.39	188	1133729	40.00 ppm	0.00
7) d12-Chrysene	19.23	240	1085709	40.00 ppm	0.00
12) d12-Perylene	22.61	264	962159	40.00 ppm	0.00
Target Compounds					Qvalue
5) Pentachlorophenol	13.12	266	64204	50.00 ppm	100
6) DFTPP	14.14	198	196818	50.00 ppm	100
8) Benzidine	16.32	184	981758	50.00 ppm	100
9) 4,4'-DDE	0.00	246	0	N.D. d	
10) 4,4'-DDD	0.00	235	0	N.D. d	
11) 4,4'-DDT	18.20	235	490911	50.00 ppm	100

(#) = qualifier out of range (m) = manual integration

Quantitation Report

Data File : J:\ACQUDATA\5973A\DATA\111307\BQ196.D
Acq On : 13 Nov 2007 10:21 am
Sample : TUNE CHECK
Misc : 50 ng DFTPP
MS Integration Params: RTEINT.P
Quant Time: Nov 13 10:48 2007

Vial: 1
Operator: Z.Miao
Inst : 5973-A
Multiplr: 1.00

Quant Results File: TUNCHECK.RES

Method : J:\ACQUDATA\5973A\METHODS\TUNCHECK.M (RTE Integrator)
Title : TUNE CHECK
Last Update : Tue Nov 13 10:48:04 2007
Response via : Initial Calibration

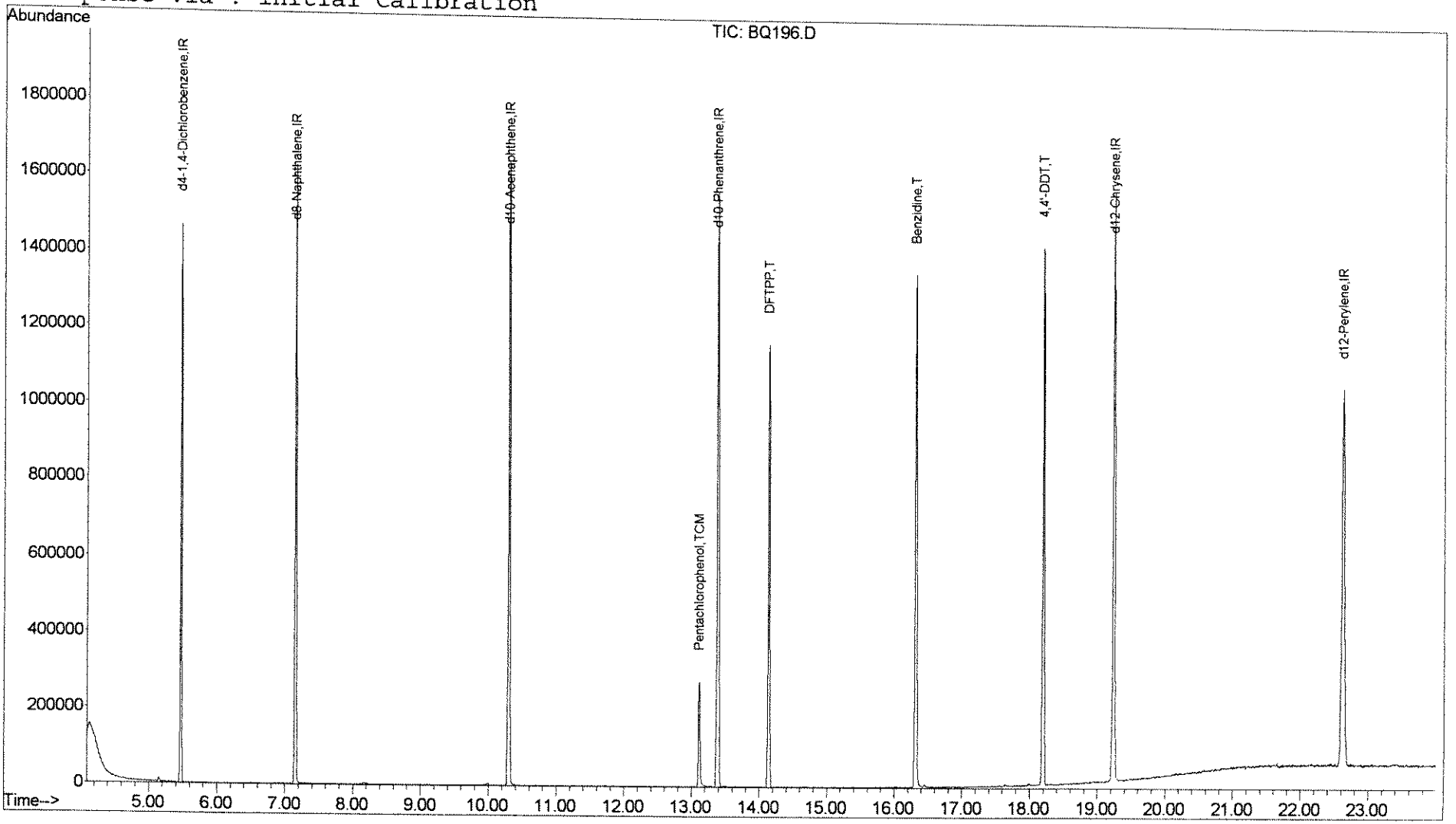

Quantitation Report (Qedit)

Data File : J:\ACQUDATA\5973A\DATA\111307\BQ196.D
Acq On : 13 Nov 2007 10:21 am
Sample : TUNE CHECK
Misc : 50 ng DFTPP
MS Integration Params: RTEINT.P
Quant Time: Nov 13 10:48 2007

Vial: 1
Operator: Z.Miao
Inst : 5973-A
Multiplr: 1.00
Quant Results File: temp.res

Method : J:\ACQUDATA\5973A\METHODS\TUNCHECK.M (RTE Integrator)
Title : TUNCHECK
Last Update : Tue Nov 13 10:48:04 2007
Response via : Single Level Calibration

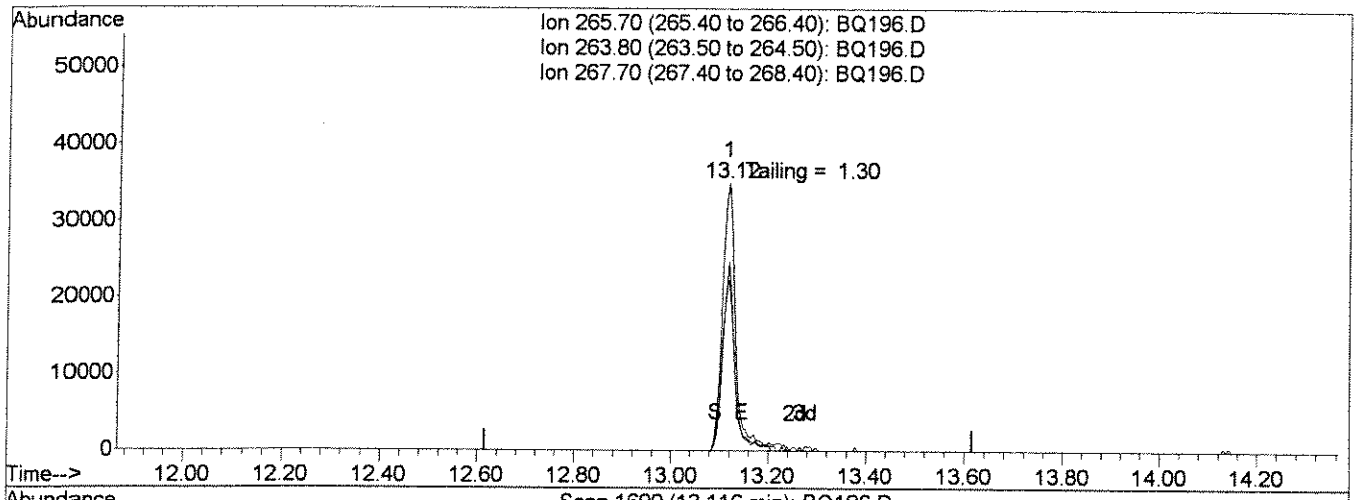

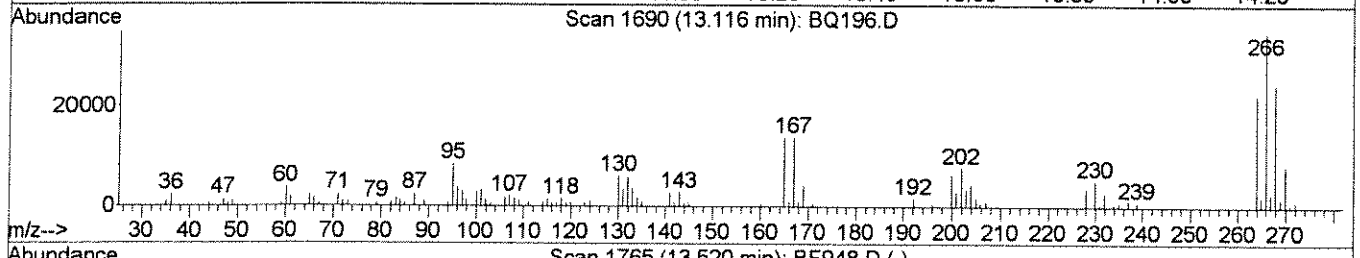

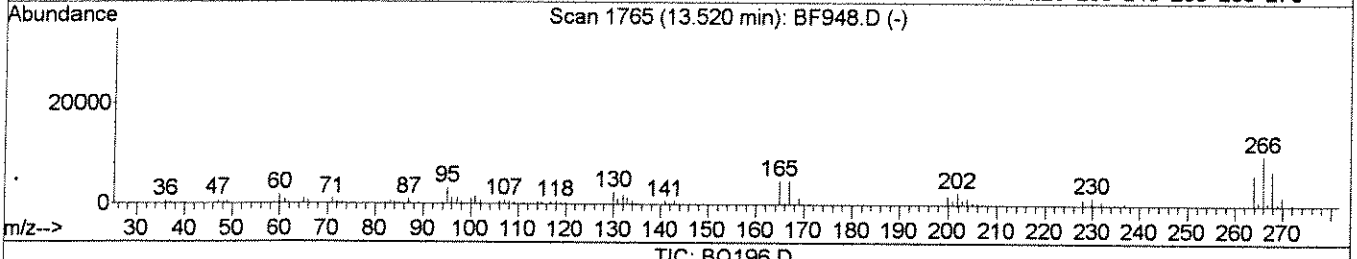

TIC: BQ196.D

(5) Pentachlorophenol (TCM)

13.12min 50.00ppm

response 64204

Ion	Exp%	Act%
265.70	100	100
263.80	63.20	63.25
267.70	70.60	70.57
0.00	0.00	0.00

BQ196.D TUNCHECK.M Wed Nov 14 08:43:56 2007

Quantitation Report (Qedit)

Data File : J:\ACQUDATA\5973A\DATA\111307\BQ196.D Vial: 1
Acq On : 13 Nov 2007 10:21 am Operator: Z.Miao
Sample : TUNE CHECK Inst : 5973-A
Misc : 50 ng DFTPP Multiplr: 1.00
MS Integration Params: RTEINT.P
Quant Time: Nov 13 10:48 2007 Quant Results File: temp.res

Method : J:\ACQUDATA\5973A\METHODS\TUNCHECK.M (RTE Integrator)
Title : TUNE CHECK
Last Update : Tue Nov 13 10:48:04 2007
Response via : Single Level Calibration

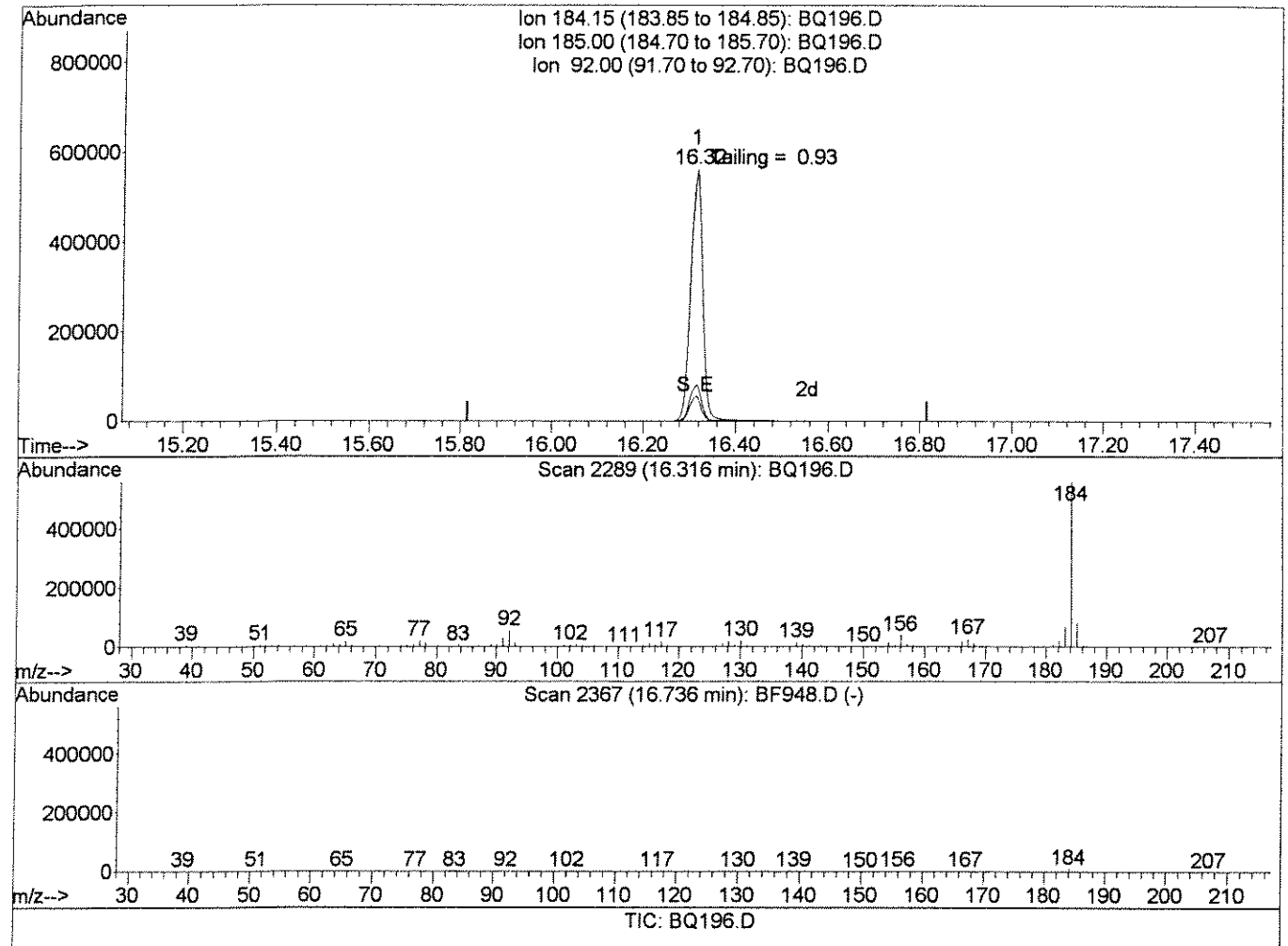

(8) Benzidine (T)

16.32min 50.00ppm

response 981758

Ion	Exp%	Act%
184.15	100	100
185.00	14.50	14.54
92.00	10.00	9.98
0.00	0.00	0.00

Quantitation Report (QT Reviewed)

Data File : J:\ACQUDATA\5973A\DATA\112707\BQ360.D
Acq On : 27 Nov 2007 9:47 am
Sample : TUNE CHECK
Misc : 50 ng DFTPP
MS Integration Params: RTEINT.P
Quant Time: Nov 27 16:03 2007

Vial: 1
Operator: Z.Miao
Inst : 5973-A
Multiplr: 1.00

Quant Results File: TUNCHECK.RES

Quant Method : J:\ACQUDATA\5...\TUNCHECK.M (RTE Integrator)
Title : TUNE CHECK
Last Update : Tue Nov 13 10:48:04 2007
Response via : Initial Calibration
DataAcq Meth : TUNCHECK

Internal Standards	R.T.	QIon	Response	Conc Units	Dev(Min)
1) d4-1,4-Dichlorobenzene	5.45	152	269118	40.00 ppm	-0.02
2) d8-Naphthalene	7.13	136	978418	40.00 ppm	-0.02
3) d10-Acenaphthene	10.27	164	612175	40.00 ppm	-0.03
4) d10-Phenanthrene	13.35	188	1122443	40.00 ppm	-0.03
7) d12-Chrysene	19.20	240	1145285	40.00 ppm	-0.03
12) d12-Perylene	22.56	264	1055184	40.00 ppm	-0.05
Target Compounds					**Qvalue**
5) Pentachlorophenol	13.09	266	102517	80.64 ppm	97
6) DFTPP	14.11	198	204855	52.57 ppm	93
8) Benzidine	16.28	184	1081719	52.23 ppm	99
9) 4,4'-DDE	0.00	246	0	N.D. d	
10) 4,4'-DDD	0.00	235	0	N.D. d	
11) 4,4'-DDT	18.16	235	538458	51.99 ppm	99

(#) = qualifier out of range (m) = manual integration
BQ360.D TUNCHECK.M Tue Nov 27 16:03:14 2007

00236

Quantitation Report

Data File : J:\ACQUDATA\5973A\DATA\112707\BQ360.D Vial: 1
Acq On : 27 Nov 2007 9:47 am Operator: Z.Miao
Sample : TUNE CHECK Inst : 5973-A
Misc : 50 ng DFTPP Multiplr: 1.00
MS Integration Params: RTEINT.P
Quant Time: Nov 27 16:03 2007 Quant Results File: TUNCHECK.RES

Method : J:\ACQUDATA\5973A\METHODS\TUNCHECK.M (RTE Integrator)
Title : TUNE CHECK
Last Update : Tue Nov 13 10:48:04 2007
Response via : Initial Calibration

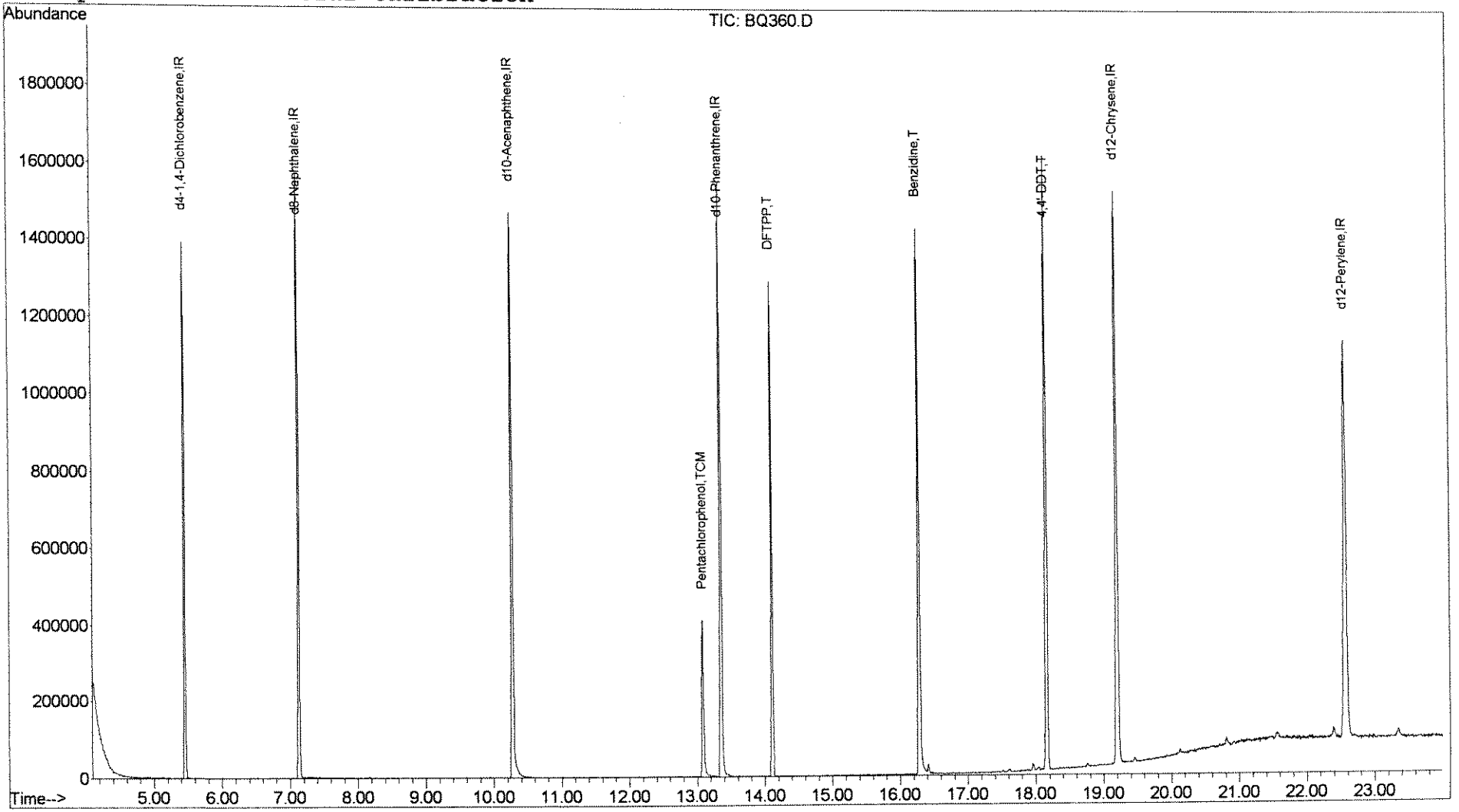

Quantitation Report (Qedit)

Data File : J:\ACQUDATA\5973A\DATA\112707\BQ360.D
Acq On : 27 Nov 2007 9:47 am
Sample : TUNE CHECK
Misc : 50 ng DFTPP
MS Integration Params: RTEINT.P
Quant Time: Nov 27 10:11 2007

Vial: 1
Operator: Z.Miao
Inst : 5973-A
Multiplr: 1.00

Quant Results File: temp.res

Method : J:\ACQUDATA\5973A\METHODS\TUNCHECK.M (RTE Integrator)
Title : TUNE CHECK
Last Update : Tue Nov 13 10:48:04 2007
Response via : Single Level Calibration

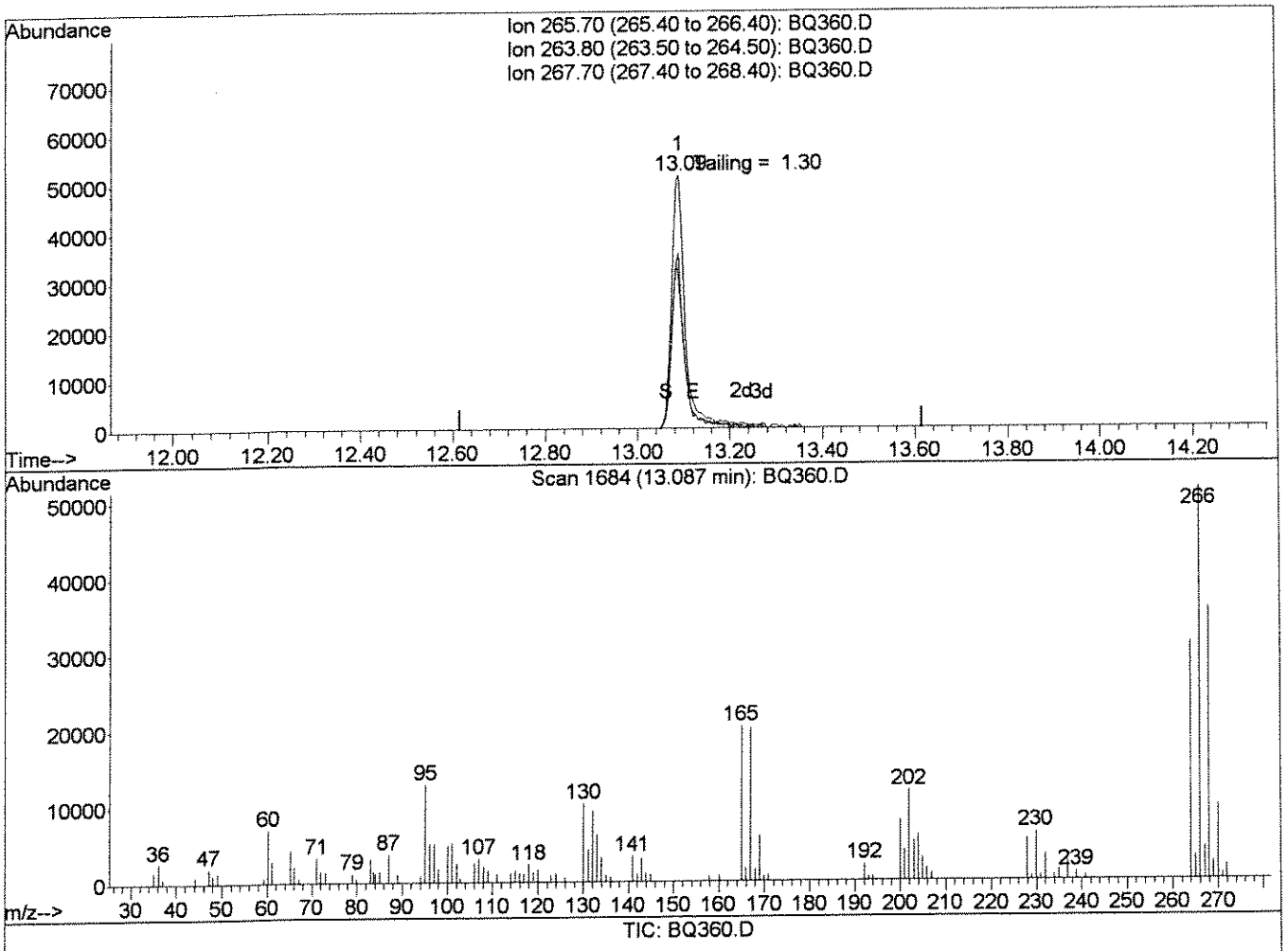

(5) Pentachlorophenol (TCM)

13.09min 80.64ppm

response 102517

Ion	Exp%	Act%
265.70	100	100
263.80	63.20	60.40
267.70	70.60	69.11
0.00	0.00	0.00

BQ360.D TUNCHECK.M Tue Nov 27 16:02:57 2007

Quantitation Report (Qedit)

Data File : J:\ACQUDATA\5973A\DATA\112707\BQ360.D
Acq On : 27 Nov 2007 9:47 am
Sample : TUNE CHECK
Misc : 50 ng DFTPP
MS Integration Params: RTEINT.P
Quant Time: Nov 27 10:11 2007

Vial: 1
Operator: Z.Miao
Inst : 5973-A
Multiplr: 1.00

Quant Results File: temp.res

Method : J:\ACQUDATA\5973A\METHODS\TUNCHECK.M (RTE Integrator)
Title : TUNE CHECK
Last Update : Tue Nov 13 10:48:04 2007
Response via : Single Level Calibration

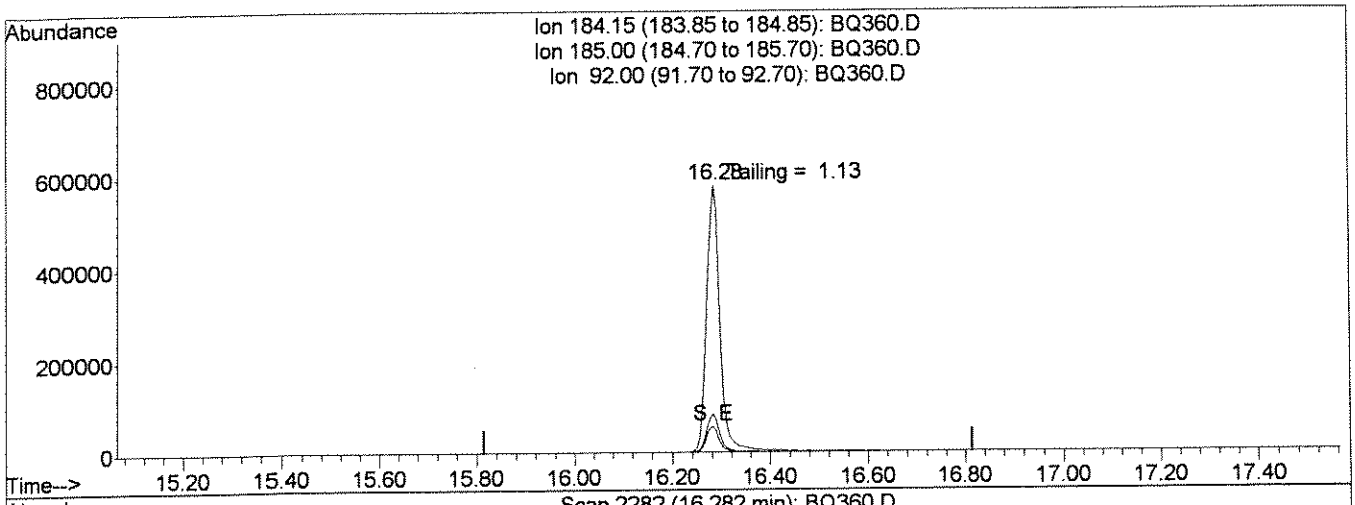

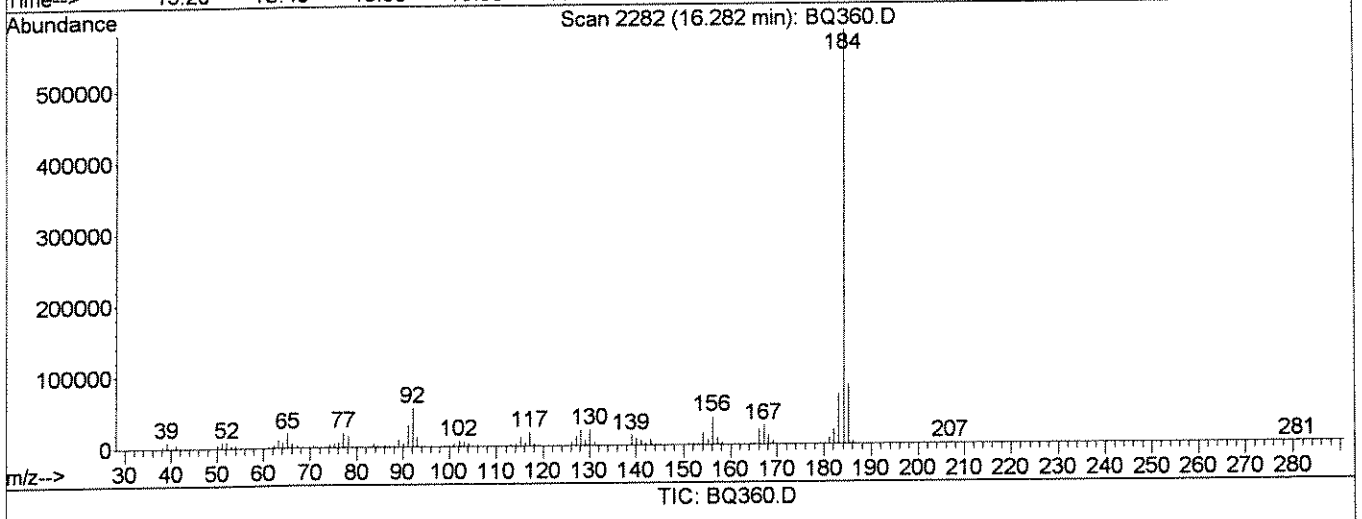

(8) Benzidine (T)

16.28min 52.23ppm

response 1081719

Ion	Exp%	Act%
184.15	100	100
185.00	14.50	14.29
92.00	10.00	9.55
0.00	0.00	0.00

SEMIVOLATILE ORGANICS

RAW QC DATA

DFTPP

Data File : J:\ACQUDATA\5973A\DATA\111307\BQ196.D
Acq On : 13 Nov 2007 10:21 am
Sample : TUNE CHECK
Misc : 50 ng DFTPP
MS Integration Params: RTEINT.P
Method : J:\ACQUDATA\5973A\METHODS\TUNCHECK.M (RTE Integrator)
Title : TUNE CHECK

Vial: 1
Operator: Z.Miao
Inst : 5973-A
Multiplr: 1.00

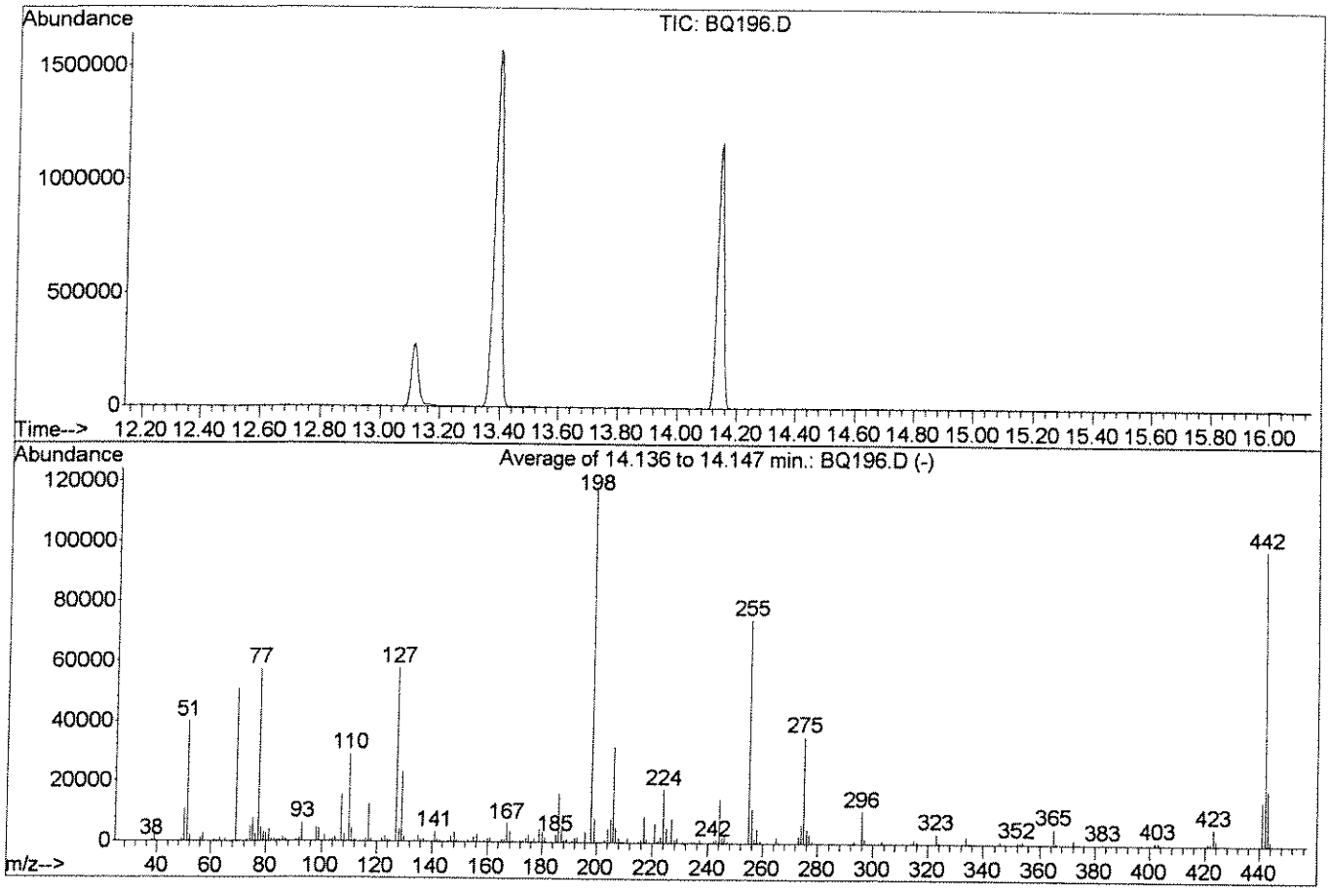

AutoFind: Scans 1881, 1882, 1883; Background Corrected with Scan 1873

Target Mass	Rel. to Mass	Lower Limit%	Upper Limit%	Rel. Abn%	Raw Abn	Result Pass/Fail
51	198	30	60	33.8	39920	PASS
68	69	0.00	2	0.6	317	PASS
69	198	0.00	100	42.8	50643	PASS
70	69	0.00	2	0.4	198	PASS
127	198	40	60	48.9	57816	PASS
197	198	0.00	1	0.2	281	PASS
198	198	100	100	100.0	118211	PASS
199	198	5	9	6.6	7835	PASS
275	198	10	30	29.9	35379	PASS
365	198	1	100	4.4	5251	PASS
441	443	0.01	100	77.8	14412	PASS
442	198	40	100	83.0	98093	PASS
443	442	17	23	18.9	18517	PASS

BQ196.D TUNCHECK.M Wed Nov 14 08:44:23 2007

DFTPP

Data File : J:\ACQUDATA\5973A\DATA\112707\BQ360.D Vial: 1
Acq On : 27 Nov 2007 9:47 am Operator: Z.Miao
Sample : TUNE CHECK Inst : 5973-A
Misc : 50 ng DFTPP Multiplr: 1.00
MS Integration Params: RTEINT.P
Method : J:\ACQUDATA\5973A\METHODS\TUNCHECK.M (RTE Integrator)
Title : TUNE CHECK

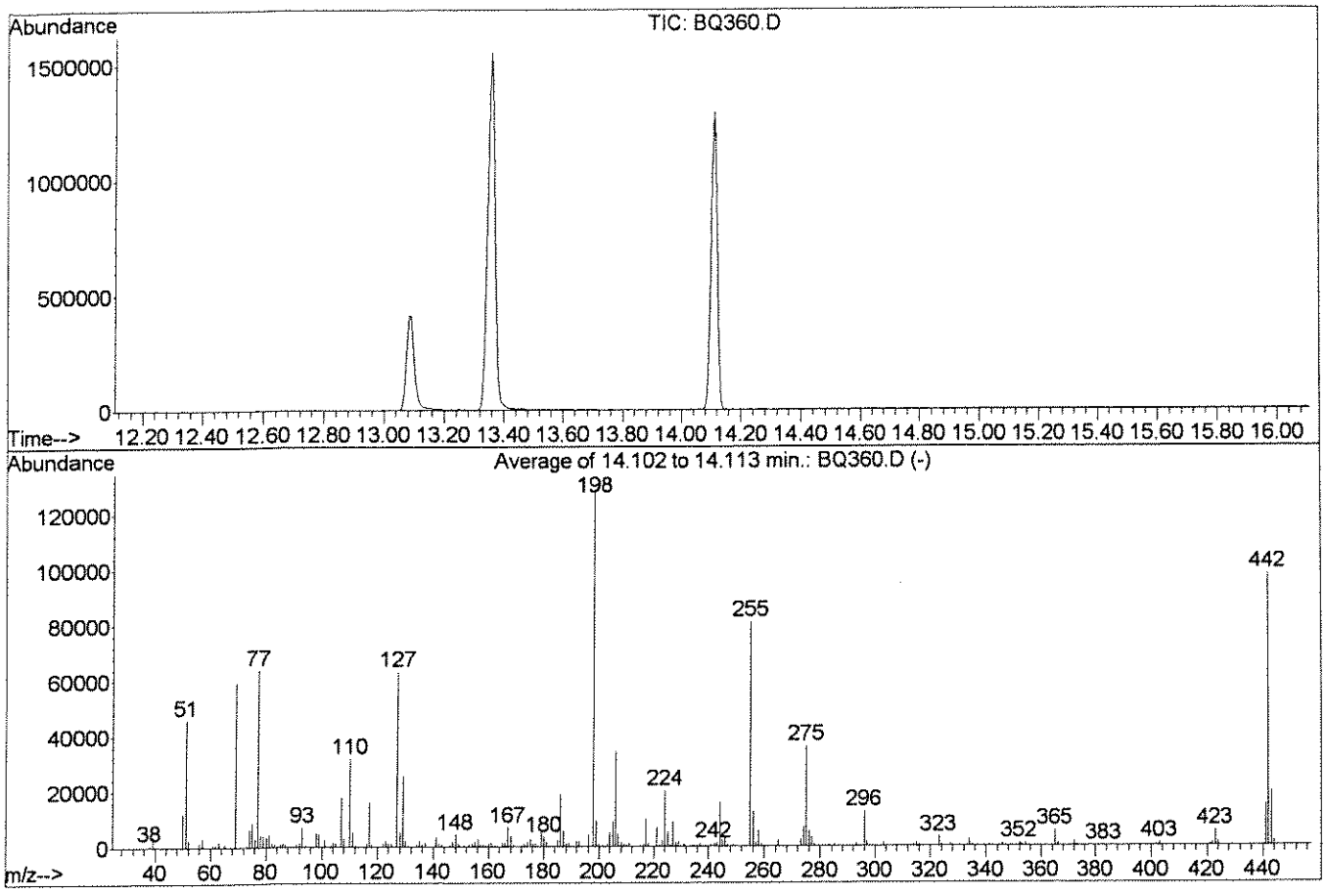

AutoFind: Scans 1874, 1875, 1876; Background Corrected with Scan 1867

Target Mass	Rel. to Mass	Lower Limit%	Upper Limit%	Rel. Abn%	Raw Abn	Result Pass/Fail
51	198	30	60	35.9	46027	PASS
68	69	0.00	2	0.0	0	PASS
69	198	0.00	100	46.5	59600	PASS
70	69	0.00	2	0.0	0	PASS
127	198	40	60	49.2	63160	PASS
197	198	0.00	1	0.0	0	PASS
198	198	100	100	100.0	128304	PASS
199	198	5	9	7.1	9134	PASS
275	198	10	30	28.0	35947	PASS
365	198	1	100	4.3	5493	PASS
441	443	0.01	100	75.4	14724	PASS
442	198	40	100	76.3	97901	PASS
443	442	17	23	19.9	19521	PASS

BQ360.D TUNCHECK.M Tue Nov 27 16:03:18 2007

COLUMBIA ANALYTICAL SERVICES

EXTRACTABLE ORGANICS
METHOD 8270C
Reported: 12/19/07

Project Reference:
Client Sample ID : METHOD BLANK

Date Sampled : **Order #:** 1057327 **Sample Matrix:** WATER
Date Received: **Submission #:** **Analytical Run** 153591

ANALYTE	PQL	RESULT	UNITS
DATE EXTRACTED : 11/21/07			
DATE ANALYZED : 11/27/07			
ANALYTICAL DILUTION: 1.00			
ACENAPHTHENE	10	10 U	UG/L
ACENAPHTHYLENE	10	10 U	UG/L
ANTHRACENE	10	10 U	UG/L
BENZO(A)ANTHRACENE	10	10 U	UG/L
BENZO(A)PYRENE	10	10 U	UG/L
BENZO(B)FLUORANTHENE	10	10 U	UG/L
BENZO(G,H,I)PERYLENE	10	10 U	UG/L
BENZO(K)FLUORANTHENE	10	10 U	UG/L
INDENO(1,2,3-CD)PYRENE	10	10 U	UG/L
CHRYSENE	10	10 U	UG/L
DIBENZO(A,H)ANTHRACENE	10	10 U	UG/L
FLUORANTHENE	10	10 U	UG/L
FLUORENE	10	10 U	UG/L
NAPHTHALENE	10	10 U	UG/L
PHENANTHRENE	10	10 U	UG/L
PYRENE	10	10 U	UG/L

SURROGATE RECOVERIES	QC LIMITS		
TERPHENYL-d14	(40 - 137 %)	84	%
NITROBENZENE-d5	(38 - 105 %)	78	%
2-FLUOROBIPHENYL	(38 - 100 %)	77	%

COLUMBIA ANALYTICAL SERVICES

EXTRACTABLE ORGANICS
METHOD 8270C SEMIVOLATILES
Reported: 12/19/07

Project Reference:
Client Sample ID : METHOD BLANK

Date Sampled : **Order #:** 1057332 **Sample Matrix:** WATER
Date Received: **Submission #:** **Analytical Run** 153592

DATE EXTRACTED : 11/21/07
DATE ANALYZED : 11/27/07
ANALYTICAL DILUTION: 1.00

ANALYTE	PQL	RESULT	UNITS
ACENAPHTHENE	10	10 U	UG/L
ACENAPHTHYLENE	10	10 U	UG/L
ANTHRACENE	10	10 U	UG/L
BENZO(A)ANTHRACENE	10	10 U	UG/L
BENZO(A)PYRENE	10	10 U	UG/L
BENZO(B)FLUORANTHENE	10	10 U	UG/L
BENZO(G,H,I)PERYLENE	10	10 U	UG/L
BENZO(K)FLUORANTHENE	10	10 U	UG/L
BENZYL ALCOHOL	10	10 U	UG/L
BUTYL BENZYL PHTHALATE	10	10 U	UG/L
DI-N-BUTYLPHTHALATE	10	10 U	UG/L
CARBAZOLE	10	10 U	UG/L
INDENO(1,2,3-CD)PYRENE	10	10 U	UG/L
4-CHLOROANILINE	10	10 U	UG/L
BIS(-2-CHLOROETHOXY)METHANE	10	10 U	UG/L
BIS(2-CHLOROETHYL)ETHER	10	10 U	UG/L
2-CHLORONAPHTHALENE	10	10 U	UG/L
2-CHLOROPHENOL	10	10 U	UG/L
2,2'-OXYBIS(1-CHLOROPROPANE)	10	10 U	UG/L
CHRYSENE	10	10 U	UG/L
DIBENZO(A,H)ANTHRACENE	10	10 U	UG/L
DIBENZOFURAN	10	10 U	UG/L
1,3-DICHLOROBENZENE	10	10 U	UG/L
1,2-DICHLOROBENZENE	10	10 U	UG/L
1,4-DICHLOROBENZENE	10	10 U	UG/L
3,3'-DICHLOROBENZIDINE	10	10 U	UG/L
2,4-DICHLOROPHENOL	10	10 U	UG/L
DIETHYLPHTHALATE	10	10 U	UG/L
DIMETHYL PHTHALATE	10	10 U	UG/L
2,4-DIMETHYLPHENOL	10	10 U	UG/L
2,4-DINITROPHENOL	50	50 U	UG/L
2,4-DINITROTOLUENE	10	10 U	UG/L
2,6-DINITROTOLUENE	10	10 U	UG/L
BIS(2-ETHYLHEXYL)PHTHALATE	10	10 U	UG/L
FLUORANTHENE	10	10 U	UG/L
FLUORENE	10	10 U	UG/L
HEXACHLOROBENZENE	10	10 U	UG/L
HEXACHLOROBUTADIENE	10	10 U	UG/L
HEXACHLOROCYCLOPENTADIENE	10	10 U	UG/L
HEXACHLOROETHANE	10	10 U	UG/L
ISOPHORONE	10	10 U	UG/L
2-METHYLNAPHTHALENE	10	10 U	UG/L
4,6-DINITRO-2-METHYLPHENOL	50	50 U	UG/L
4-CHLORO-3-METHYLPHENOL	10	10 U	UG/L

COLUMBIA ANALYTICAL SERVICES

EXTRACTABLE ORGANICS
METHOD 8270C SEMIVOLATILES
Reported: 12/19/07

Project Reference:
Client Sample ID : METHOD BLANK

Date Sampled : **Order #:** 1057332 **Sample Matrix:** WATER
Date Received: **Submission #:** **Analytical Run** 153592

DATE EXTRACTED : 11/21/07
DATE ANALYZED : 11/27/07
ANALYTICAL DILUTION: 1.00

ANALYTE	PQL	RESULT	UNITS
2-METHYLPHENOL	10	10 U	UG/L
3+4-METHYLPHENOL	10	10 U	UG/L
NAPHTHALENE	10	10 U	UG/L
2-NITROANILINE	50	50 U	UG/L
3-NITROANILINE	50	50 U	UG/L
4-NITROANILINE	50	50 U	UG/L
NITROBENZENE	10	10 U	UG/L
2-NITROPHENOL	10	10 U	UG/L
4-NITROPHENOL	50	50 U	UG/L
N-NITROSODIMETHYLAMINE	10	10 U	UG/L
N-NITROSODIPHENYLAMINE	10	10 U	UG/L
DI-N-OCTYL PHTHALATE	10	10 U	UG/L
PENTACHLOROPHENOL	50	50 U	UG/L
PHENANTHRENE	10	10 U	UG/L
PHENOL	10	10 U	UG/L
4-BROMOPHENYL-PHENYLETHER	10	10 U	UG/L
4-CHLOROPHENYL-PHENYLETHER	10	10 U	UG/L
N-NITROSO-DI-N-PROPYLAMINE	10	10 U	UG/L
PYRENE	10	10 U	UG/L
1,2,4-TRICHLOROBENZENE	10	10 U	UG/L
2,4,6-TRICHLOROPHENOL	10	10 U	UG/L
2,4,5-TRICHLOROPHENOL	10	10 U	UG/L

SURROGATE RECOVERIES	QC LIMITS		
TERPHENYL-d14	(40 - 137 %)	84	%
NITROBENZENE-d5	(38 - 105 %)	78	%
PHENOL-d6	(10 - 69 %)	34	%
2-FLUOROBIPHENYL	(38 - 100 %)	77	%
2-FLUOROPHENOL	(17 - 74 %)	51	%
2,4,6-TRIBROMOPHENOL	(41 - 135 %)	70	%

Quantitation Report (QT Reviewed)

Data File : J:\ACQUDATA\5973A\DATA\112707\BQ362.D
Acq On : 27 Nov 2007 11:30 am
Sample : 1057327 1.0 /1057332
Misc : 11/21/2007 1.0 8270 BLK
MS Integration Params: RTEINT.P
Quant Time: Nov 27 16:08 2007

Vial: 2
Operator: Z.Miao
Inst : 5973-A
Multiplr: 1.00

Quant Results File: 82701113.RES

Quant Method : J:\ACQUDATA\5...\82701113.M (RTE Integrator)
Title : 8270 BNA ANALYSIS
Last Update : Wed Nov 14 09:03:55 2007
Response via : Initial Calibration
DataAcq Meth : 82701113

Internal Standards	R.T.	QIon	Response	Conc Units	Dev(Min)
1) d4-1,4-Dichlorobenzene	5.95	152	216305	40.00 ppm	-0.01
22) d8-Naphthalene	7.58	136	793670	40.00 ppm	-0.01
39) d10-Acenaphthene	10.50	164	468472	40.00 ppm	-0.02
61) d10-Phenanthrene	13.47	188	850228	40.00 ppm	-0.02
76) d12-Chrysene	19.52	240	792908	40.00 ppm	-0.03
85) d12-Perylene	25.21	264	678548	40.00 ppm	-0.04

System Monitoring Compounds

4) SURR1,2-FLUOROPHENOL	4.49	112	610379	101.78 ppm	0.00
Spiked Amount 200.000	Range 17 - 74		Recovery = 50.89%		
7) SURR2,PHENOL-D6	5.57	99	565137	68.47 ppm	-0.01
Spiked Amount 200.000	Range 10 - 69		Recovery = 34.23%		
23) SURR4,NITROBENZENE-D5	6.64	82	591574	78.12 ppm	-0.01
Spiked Amount 100.000	Range 38 - 105		Recovery = 78.12%		
43) SURR5,2-FLUOROBIPHENYL	9.25	172	1197775	77.10 ppm	-0.01
Spiked Amount 100.000	Range 38 - 100		Recovery = 77.10%		
60) SURR3,2,4,6-TRIBROMOPHENOL	12.07	330	410680	139.27 ppm	-0.02
Spiked Amount 200.000	Range 41 - 135		Recovery = 69.64%		
79) SURR6,TERPHENYL-D14	16.92	244	1573200	84.05 ppm	-0.02
Spiked Amount 100.000	Range 40 - 137		Recovery = 84.05%		

Target Compounds Qvalue

(#) = qualifier out of range (m) = manual integration

Quantitation Report

Data File : J:\ACQUDATA\5973A\DATA\112707\BQ362.D Vial: 2
Acq On : 27 Nov 2007 11:30 am Operator: Z.Miao
Sample : 1057327 1.0 Inst : 5973-A
Misc : 11/21/2007 1.0 8270 BLK Multiplr: 1.00
MS Integration Params: RTEINT.P
Quant Time: Nov 27 16:08 2007 Quant Results File: 82701113.RES

Method : J:\ACQUDATA\5973A\METHODS\82701113.M (RTE Integrator)
Title : 8270 BNA ANALYSIS
Last Update : Wed Nov 14 09:03:55 2007
Response via : Initial Calibration

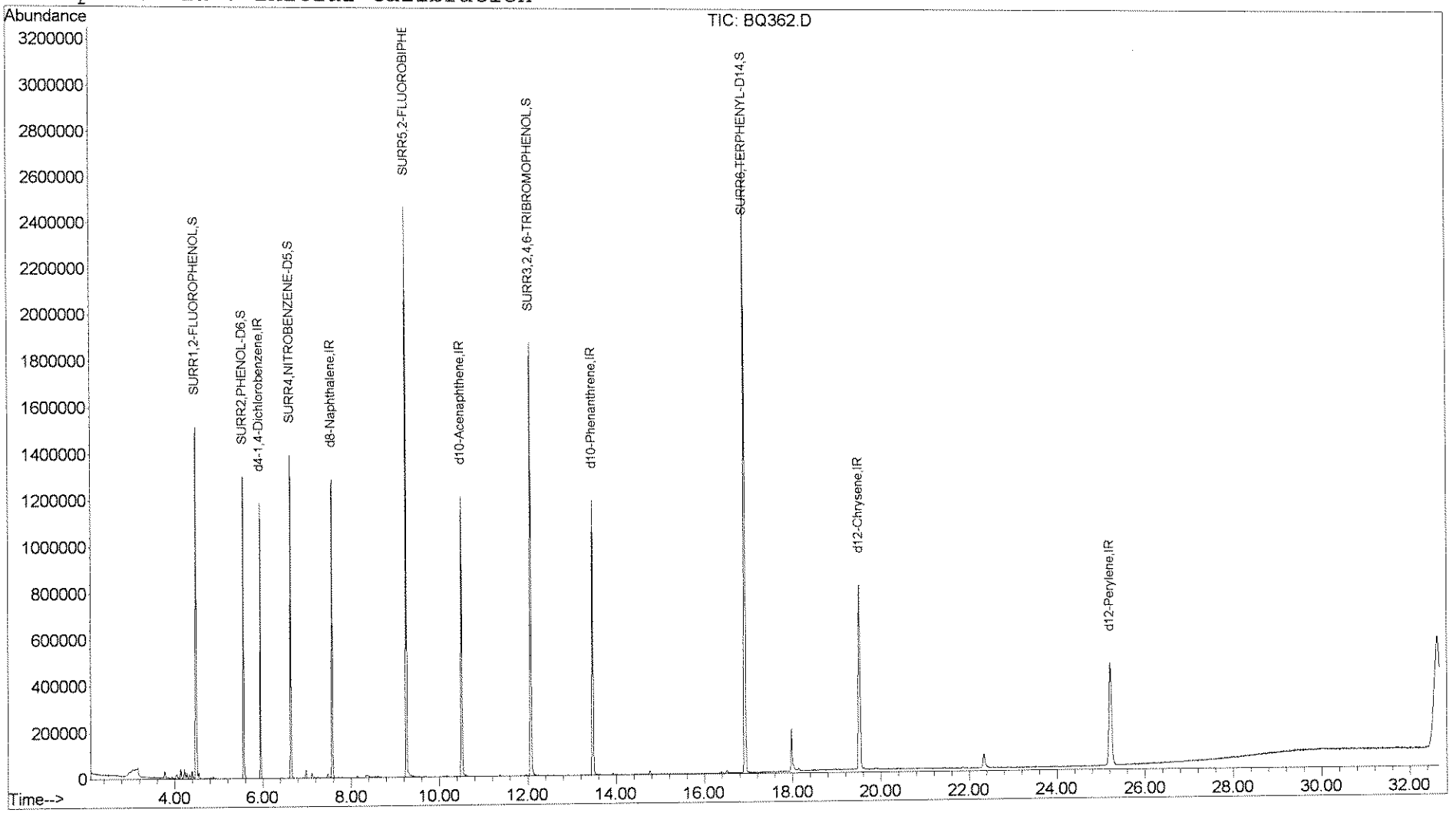

COLUMBIA ANALYTICAL SERVICES

EXTRACTABLE ORGANICS
METHOD 8270C
Reported: 12/19/07

Project Reference:
Client Sample ID : BLANK SPIKE

Date Sampled : **Order #:** 1057328 **Sample Matrix:** WATER
Date Received: **Submission #:** **Analytical Run** 153591

ANALYTE	PQL	RESULT	UNITS
DATE EXTRACTED : 11/21/07			
DATE ANALYZED : 11/27/07			
ANALYTICAL DILUTION: 1.00			
ACENAPHTHENE	10	80	UG/L
ACENAPHTHYLENE	10	85	UG/L
ANTHRACENE	10	90	UG/L
BENZO(A)ANTHRACENE	10	89	UG/L
BENZO(A)PYRENE	10	88	UG/L
BENZO(B)FLUORANTHENE	10	92	UG/L
BENZO(G,H,I)PERYLENE	10	92	UG/L
BENZO(K)FLUORANTHENE	10	91	UG/L
INDENO(1,2,3-CD)PYRENE	10	93	UG/L
CHRYSENE	10	89	UG/L
DIBENZO(A,H)ANTHRACENE	10	93	UG/L
FLUORANTHENE	10	93	UG/L
FLUORENE	10	83	UG/L
NAPHTHALENE	10	66	UG/L
PHENANTHRENE	10	88	UG/L
PYRENE	10	95	UG/L

SURROGATE RECOVERIES	QC LIMITS		
TERPHENYL-d14	(40 - 137 %)	91	%
NITROBENZENE-d5	(38 - 105 %)	89	%
2-FLUOROBIPHENYL	(38 - 100 %)	89	%

COLUMBIA ANALYTICAL SERVICES

EXTRACTABLE ORGANICS
METHOD 8270C SEMIVOLATILES
Reported: 12/19/07

Project Reference:
Client Sample ID : BLANK SPIKE

Date Sampled : **Order #:** 1057333 **Sample Matrix:** WATER
Date Received: **Submission #:** **Analytical Run** 153592

DATE EXTRACTED : 11/21/07
DATE ANALYZED : 11/27/07
ANALYTICAL DILUTION: 1.00

ANALYTE	PQL	RESULT	UNITS
ACENAPHTHENE	10	80	UG/L
ACENAPHTHYLENE	10	85	UG/L
ANTHRACENE	10	90	UG/L
BENZO(A)ANTHRACENE	10	89	UG/L
BENZO(A)PYRENE	10	88	UG/L
BENZO(B)FLUORANTHENE	10	92	UG/L
BENZO(G,H,I)PERYLENE	10	92	UG/L
BENZO(K)FLUORANTHENE	10	91	UG/L
BENZYL ALCOHOL	10	80	UG/L
BUTYL BENZYL PHTHALATE	10	94	UG/L
DI-N-BUTYLPHTHALATE	10	94	UG/L
CARBAZOLE	10	90	UG/L
INDENO(1,2,3-CD)PYRENE	10	93	UG/L
4-CHLOROANILINE	10	70	UG/L
BIS(-2-CHLOROETHOXY)METHANE	10	84	UG/L
BIS(2-CHLOROETHYL)ETHER	10	78	UG/L
2-CHLORONAPHTHALENE	10	75	UG/L
2-CHLOROPHENOL	10	78	UG/L
2,2'-OXYBIS(1-CHLOROPROPANE)	10	78	UG/L
CHRYSENE	10	89	UG/L
DIBENZO(A,H)ANTHRACENE	10	93	UG/L
DIBENZOFURAN	10	82	UG/L
1,3-DICHLOROBENZENE	10	59	UG/L
1,2-DICHLOROBENZENE	10	61	UG/L
1,4-DICHLOROBENZENE	10	58	UG/L
3,3'-DICHLOROBENZIDINE	10	77	UG/L
2,4-DICHLOROPHENOL	10	88	UG/L
DIETHYLPHTHALATE	10	92	UG/L
DIMETHYL PHTHALATE	10	91	UG/L
2,4-DIMETHYLPHENOL	10	78	UG/L
2,4-DINITROPHENOL	50	94	UG/L
2,4-DINITROTOLUENE	10	89	UG/L
2,6-DINITROTOLUENE	10	88	UG/L
BIS(2-ETHYLHEXYL)PHTHALATE	10	94	UG/L
FLUORANTHENE	10	93	UG/L
FLUORENE	10	83	UG/L
HEXACHLOROBENZENE	10	92	UG/L
HEXACHLOROBUTADIENE	10	65	UG/L
HEXACHLOROCYCLOPENTADIENE	10	72	UG/L
HEXACHLOROETHANE	10	56	UG/L
ISOPHORONE	10	100	UG/L
2-METHYLNAPHTHALENE	10	72	UG/L
4,6-DINITRO-2-METHYLPHENOL	50	87	UG/L

COLUMBIA ANALYTICAL SERVICES

EXTRACTABLE ORGANICS
METHOD 8270C SEMIVOLATILES
Reported: 12/19/07

Project Reference:
Client Sample ID : BLANK SPIKE

Date Sampled : **Order #:** 1057333 **Sample Matrix:** WATER
Date Received: **Submission #:** **Analytical Run** 153592

ANALYTE	PQL	RESULT	UNITS
DATE EXTRACTED : 11/21/07			
DATE ANALYZED : 11/27/07			
ANALYTICAL DILUTION: 1.00			
4-CHLORO-3-METHYLPHENOL	10	89	UG/L
2-METHYLPHENOL	10	72	UG/L
3+4-METHYLPHENOL	10	140	UG/L
NAPHTHALENE	10	66	UG/L
2-NITROANILINE	50	91	UG/L
3-NITROANILINE	50	71	UG/L
4-NITROANILINE	50	84	UG/L
NITROBENZENE	10	81	UG/L
2-NITROPHENOL	10	84	UG/L
4-NITROPHENOL	50	50 U	UG/L
N-NITROSODIMETHYLAMINE	10	58	UG/L
N-NITROSODIPHENYLAMINE	10	74	UG/L
DI-N-OCTYL PHTHALATE	10	98	UG/L
PENTACHLOROPHENOL	50	99	UG/L
PHENANTHRENE	10	88	UG/L
PHENOL	10	40	UG/L
4-BROMOPHENYL-PHENYLETHER	10	91	UG/L
4-CHLOROPHENYL-PHENYLETHER	10	85	UG/L
N-NITROSO-DI-N-PROPYLAMINE	10	88	UG/L
PYRENE	10	95	UG/L
1,2,4-TRICHLOROBENZENE	10	61	UG/L
2,4,6-TRICHLOROPHENOL	10	91	UG/L
2,4,5-TRICHLOROPHENOL	10	91	UG/L

SURROGATE RECOVERIES	QC LIMITS		
TERPHENYL-d14	(40 - 137 %)	91	%
NITROBENZENE-d5	(38 - 105 %)	89	%
PHENOL-d6	(10 - 69 %)	37	%
2-FLUOROBIPHENYL	(38 - 100 %)	89	%
2-FLUOROPHENOL	(17 - 74 %)	54	%
2,4,6-TRIBROMOPHENOL	(41 - 135 %)	90	%

Quantitation Report (QT Reviewed)

Data File : J:\ACQUDATA\5973A\DATA\112707\BQ363.D
Acq On : 27 Nov 2007 12:11 pm
Sample : 1057328 1.0 / 1057333
Misc : 11/21/2007 1.0 8270 LCS
MS Integration Params: RTEINT.P
Quant Time: Nov 27 12:45 2007

Vial: 3
Operator: Z.Miao
Inst : 5973-A
Multiplr: 1.00

Quant Results File: 82701113.RES

Quant Method : J:\ACQUDATA\5...\82701113.M (RTE Integrator)
Title : 8270 BNA ANALYSIS
Last Update : Wed Nov 14 09:03:55 2007
Response via : Initial Calibration
DataAcq Meth : 82701113

Internal Standards	R.T.	QIon	Response	Conc Units	Dev(Min)
1) d4-1,4-Dichlorobenzene	5.95	152	221304	40.00 ppm	0.00
22) d8-Naphthalene	7.57	136	821956	40.00 ppm	-0.01
39) d10-Acenaphthene	10.50	164	473427	40.00 ppm	-0.02
61) d10-Phenanthrene	13.47	188	836347	40.00 ppm	-0.02
76) d12-Chrysene	19.52	240	794496	40.00 ppm	-0.02
85) d12-Perylene	25.21	264	762592	40.00 ppm	-0.04

System Monitoring Compounds					
4) SURR1,2-FLUOROPHENOL	4.49	112	662278	107.93 ppm	0.00
Spiked Amount 200.000	Range 17 - 74		Recovery = 53.97%		
7) SURR2,PHENOL-D6	5.56	99	631173	74.74 ppm	-0.01
Spiked Amount 200.000	Range 10 - 69		Recovery = 37.37%		
23) SURR4,NITROBENZENE-D5	6.64	82	697404	88.92 ppm	0.00
Spiked Amount 100.000	Range 38 - 105		Recovery = 88.92%		
43) SURR5,2-FLUOROBIPHENYL	9.25	172	1398521	89.08 ppm	-0.01
Spiked Amount 100.000	Range 38 - 100		Recovery = 89.08%		
60) SURR3,2,4,6-TRIBROMOPHENOL	12.07	330	542661	180.51 ppm	-0.01
Spiked Amount 200.000	Range 41 - 135		Recovery = 90.25%		
79) SURR6,TERPHENYL-D14	16.92	244	1712532	91.31 ppm	-0.02
Spiked Amount 100.000	Range 40 - 137		Recovery = 91.31%		

Target Compounds					Qvalue
2) Pyridine	2.53	79	147034	26.81 ppm	97
3) N-Nitrosodimethylamine	2.49	74	176821	57.73 ppm	99
6) Aniline	5.61	93	646440	64.03 ppm	98
8) Phenol	5.58	94	378617	40.46 ppm	97
9) bis(2-Clethyl)Ether	5.66	93	536052	77.84 ppm	97
10) 2-Chlorophenol	5.75	128	559800	77.88 ppm	100
11) 1,3-Diclbenzene	5.91	146	501225	58.92 ppm	99
12) 1,4-Dichlorobenzene	5.97	146	492926	57.57 ppm	99
13) 1,2-Diclbenzene	6.19	146	492642	60.92 ppm	96
14) Benzyl Alcohol	6.12	79	481489	80.33 ppm	97
15) 2,2'-oxybis(1-Chloropropan	6.28	45	617671	77.90 ppm	98
16) 2-Methylphenol	6.26	108	484159	72.54 ppm	99
18) N-Nitroso-Di-n-propylamine	6.45	70	463262	88.26 ppm	97
19) Hexachloroethane	6.56	117	193542	56.44 ppm	92
20) 4-Methylphenol	6.43	108	960923	137.48 ppm	99
24) Nitrobenzene	6.66	77	642241	81.00 ppm	98
25) Isophorone	6.94	82	1250665	103.23 ppm	99
26) 2-Nitrophenol	7.07	139	342971	83.99 ppm	99
27) Benzoic Acid	7.19	105	134954	57.61 ppm	97
28) 2,4-Dimethylphenol	7.09	107	549965	78.25 ppm	99

(#) = qualifier out of range (m) = manual integration

00011

Quantitation Report (QT Reviewed)

Data File : J:\ACQUDATA\5973A\DATA\112707\BQ363.D
Acq On : 27 Nov 2007 12:11 pm
Sample : 1057328 1.0
Misc : 11/21/2007 1.0 8270 LCS
MS Integration Params: RTEINT.P
Quant Time: Nov 27 12:45 2007

Vial: 3
Operator: Z.Miao
Inst : 5973-A
Multiplr: 1.00

Quant Results File: 82701113.RES

Quant Method : J:\ACQUDATA\5...\82701113.M (RTE Integrator)
Title : 8270 BNA ANALYSIS
Last Update : Wed Nov 14 09:03:55 2007
Response via : Initial Calibration
DataAcq Meth : 82701113

Compound	R.T.	QIon	Response	Conc Unit	Qvalue
29) bis(-2-Chloroethoxy)Methan	7.20	93	716249	84.36 ppm	100
30) 2,4-Dichlorophenol	7.39	162	538605	87.70 ppm	99
31) 1,2,4-Trichlorobenzene	7.50	180	435016	61.11 ppm	100
32) Naphthalene	7.60	128	1345422	66.11 ppm	97
33) 4-Chloroaniline	7.68	127	595987	70.48 ppm	99
34) Hexachlorobutadiene	7.84	225	284983	64.89 ppm	99
35) 4-Chloro-3-methylphenol	8.37	107	547437	88.60 ppm	96
37) 2-Methylnaphthalene	8.64	142	1006675	72.28 ppm	98
38) 1-Methylnaphthalene	8.82	142	983938	68.56 ppm	100
40) Hexachlorocyclopentadiene	8.99	237	292565	71.56 ppm	98
41) 2,4,6-Trichlorophenol	9.13	196	404325	91.12 ppm	98
42) 2,4,5-Trichlorophenol	9.21	196	422055	90.80 ppm	97
45) 2-Chloronaphthalene	9.45	162	998025	75.48 ppm	96
46) 2-Nitroaniline	9.67	65	373727	90.85 ppm	96
47) Acenaphthylene	10.22	152	1702845	85.26 ppm	99
48) Dimethyl phthalate	10.02	163	1327247	91.20 ppm	99
49) 2,6-Dinitrotoluene	10.15	165	321286	88.23 ppm	96
50) Acenaphthene	10.57	153	1097435	79.55 ppm	97
51) 3-Nitroaniline	10.44	138	277570	71.23 ppm	97
52) 2,4-Dinitrophenol	10.62	184	124646	94.02 ppm	92
53) Dibenzofuran	10.86	168	1563159	82.09 ppm	97
54) 2,4-Dinitrotoluene	10.91	165	405672	89.45 ppm	95
55) 4-Nitrophenol	10.74	65	105413	39.15 ppm	91
56) Fluorene	11.54	166	1318457	83.38 ppm	98
57) 4-Chlorophenyl-phenylether	11.51	204	690476	85.18 ppm	98
58) Diethylphthalate	11.36	149	1309867	91.56 ppm	99
59) 4-Nitroaniline	11.64	138	306645	83.74 ppm	91
63) 4,6-Dinitro-2-methylphenol	11.72	198	229163	87.34 ppm	97
64) 1,2 Diphenylhydrazine	11.83	77	1426135	90.17 ppm	98
65) N-Nitrosodiphenylamine	11.76	169	956056	74.02 ppm	98
66) 4-Bromophenyl-phenylether	12.50	248	455523	91.12 ppm	98
68) Hexachlorobenzene	12.84	284	519622	91.75 ppm	100
70) Pentachlorophenol	13.20	266	206646	98.72 ppm	99
71) Phenanthrene	13.52	178	1893433	87.74 ppm	98
72) Anthracene	13.62	178	1925080	89.57 ppm	100
73) Carbazole	13.96	167	1728955	90.01 ppm	99
74) Di-n-butylphthalate	14.76	149	2082987	94.02 ppm	100
75) Fluoranthene	16.10	202	2121785	92.69 ppm	98
78) Pyrene	16.60	202	2143964	94.68 ppm	99
80) Butyl benzyl phthalate	18.04	149	912405	94.25 ppm	98
81) 3,3'-Dichlorobenzidine	19.39	252	661588	76.89 ppm	99

(#) = qualifier out of range (m) = manual integration

00012

Quantitation Report (QT Reviewed)

Data File : J:\ACQUDATA\5973A\DATA\112707\BQ363.D
Acq On : 27 Nov 2007 12:11 pm
Sample : 1057328 1.0
Misc : 11/21/2007 1.0 8270 LCS
MS Integration Params: RTEINT.P
Quant Time: Nov 27 12:45 2007

Vial: 3
Operator: Z.Miao
Inst : 5973-A
Multiplr: 1.00

Quant Results File: 82701113.RES

Quant Method : J:\ACQUDATA\5...\82701113.M (RTE Integrator)
Title : 8270 BNA ANALYSIS
Last Update : Wed Nov 14 09:03:55 2007
Response via : Initial Calibration
DataAcq Meth : 82701113

Compound	R.T.	QIon	Response	Conc Unit	Qvalue
82) Benzo(a)anthracene	19.47	228	2040187	89.09 ppm	99
83) Chrysene	19.59	228	1972529	89.08 ppm	100
84) bis(2-Ethylhexyl)phthalate	19.60	149	1208727	93.60 ppm	99
86) Di-n-octyl phthalate	21.74	149	1999641	98.48 ppm	100
87) Benzo(b)Fluoranthene	23.48	252	2227359	91.50 ppm	98
88) Benzo(k)fluoranthene	23.59	252	2131231	90.78 ppm	99
89) Benzo(a)pyrene	24.97	252	1975544	87.77 ppm	99
90) Indeno(1,2,3-cd)Pyrene	29.64	276	2947759	92.72 ppm	99
91) Dibenz(a,h)anthracene	29.71	278	2507300	92.75 ppm	97
92) Benzo(g,h,i)perylene	30.73	276	2515163	91.98 ppm	98

(#) = qualifier out of range (m) = manual integration

00313

Quantitation Report

Data File : J:\ACQUDATA\5973A\DATA\112707\BQ363.D Vial: 3
Acq On : 27 Nov 2007 12:11 pm Operator: Z.Miao
Sample : 1057328 1.0 Inst : 5973-A
Misc : 11/21/2007 1.0 8270 LCS Multiplr: 1.00
MS Integration Params: RTEINT.P
Quant Time: Nov 27 12:45 2007 Quant Results File: 82701113.RES

Method : J:\ACQUDATA\5973A\METHODS\82701113.M (RTE Integrator)
Title : 8270 BNA ANALYSIS
Last Update : Wed Nov 14 09:03:55 2007
Response via : Initial Calibration

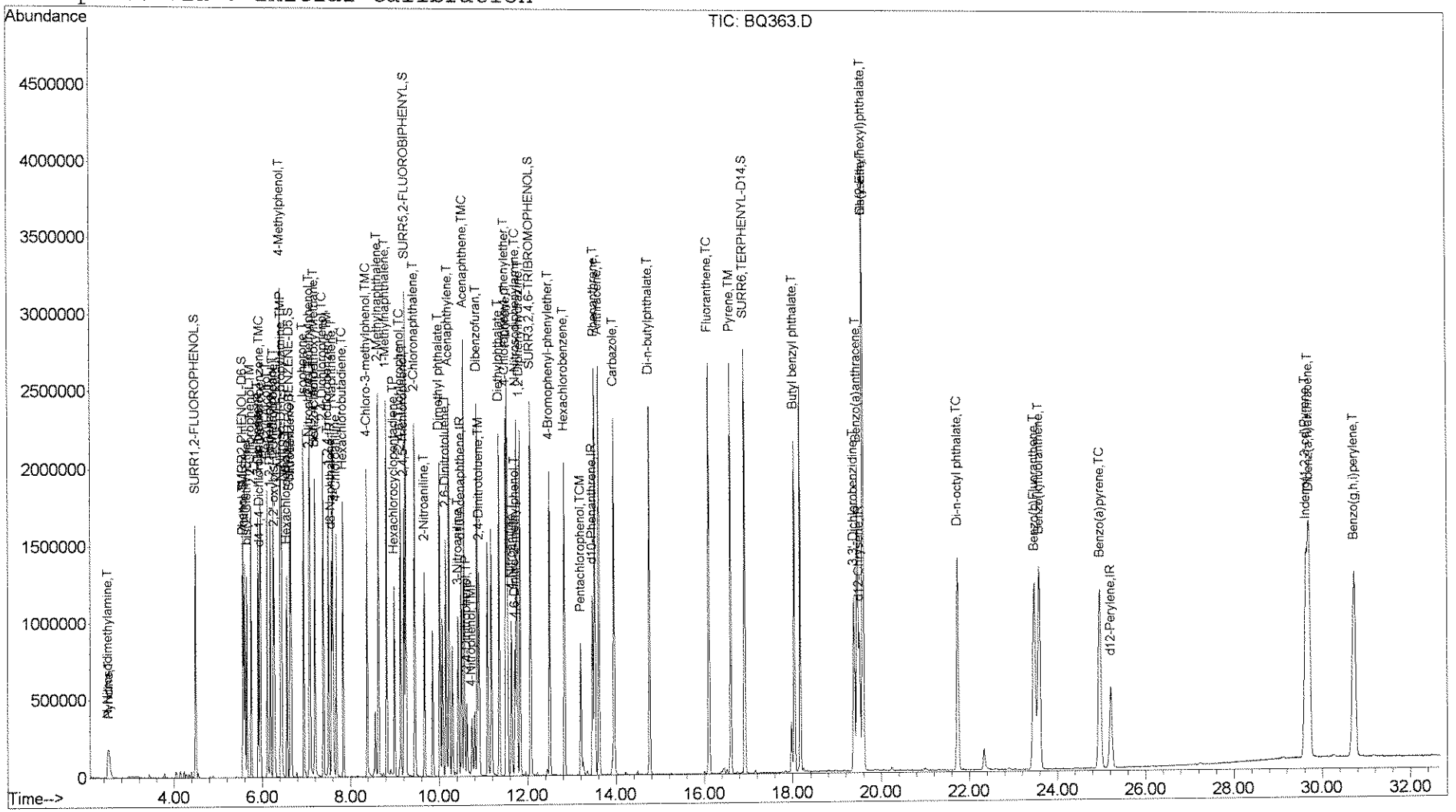

COLUMBIA ANALYTICAL SERVICES

EXTRACTABLE ORGANICS
METHOD 8270C
Reported: 12/19/07

Project Reference:
Client Sample ID : BLANK SPIKE DUPLICATE

Date Sampled : **Order #:** 1057329 **Sample Matrix:** WATER
Date Received: **Submission #:** **Analytical Run** 153591

ANALYTE	PQL	RESULT	UNITS
DATE EXTRACTED : 11/21/07			
DATE ANALYZED : 11/27/07			
ANALYTICAL DILUTION: 1.00			
ACENAPHTHENE	10	87	UG/L
ACENAPHTHYLENE	10	94	UG/L
ANTHRACENE	10	96	UG/L
BENZO(A)ANTHRACENE	10	93	UG/L
BENZO(A)PYRENE	10	93	UG/L
BENZO(B)FLUORANTHENE	10	96	UG/L
BENZO(G,H,I)PERYLENE	10	97	UG/L
BENZO(K)FLUORANTHENE	10	97	UG/L
INDENO(1,2,3-CD)PYRENE	10	97	UG/L
CHRYSENE	10	94	UG/L
DIBENZO(A,H)ANTHRACENE	10	97	UG/L
FLUORANTHENE	10	100	UG/L
FLUORENE	10	91	UG/L
NAPHTHALENE	10	72	UG/L
PHENANTHRENE	10	92	UG/L
PYRENE	10	97	UG/L

SURROGATE RECOVERIES	QC LIMITS		
TERPHENYL-d14	(40 - 137 %)	91	%
NITROBENZENE-d5	(38 - 105 %)	94	%
2-FLUOROBIPHENYL	(38 - 100 %)	93	%

COLUMBIA ANALYTICAL SERVICES

EXTRACTABLE ORGANICS
METHOD 8270C SEMIVOLATILES
Reported: 12/19/07

Project Reference:
Client Sample ID : BLANK SPIKE DUPLICATE

Date Sampled : **Order #:** 1057334 **Sample Matrix:** WATER
Date Received: **Submission #:** **Analytical Run** 153592

DATE EXTRACTED : 11/21/07
DATE ANALYZED : 11/27/07
ANALYTICAL DILUTION: 1.00

ANALYTE	PQL	RESULT	UNITS
ACENAPHTHENE	10	87	UG/L
ACENAPHTHYLENE	10	94	UG/L
ANTHRACENE	10	96	UG/L
BENZO(A)ANTHRACENE	10	93	UG/L
BENZO(A)PYRENE	10	93	UG/L
BENZO(B)FLUORANTHENE	10	96	UG/L
BENZO(G,H,I)PERYLENE	10	97	UG/L
BENZO(K)FLUORANTHENE	10	97	UG/L
BENZYL ALCOHOL	10	85	UG/L
BUTYL BENZYL PHTHALATE	10	100	UG/L
DI-N-BUTYLPHTHALATE	10	100	UG/L
CARBAZOLE	10	96	UG/L
INDENO(1,2,3-CD)PYRENE	10	97	UG/L
4-CHLOROANILINE	10	75	UG/L
BIS(-2-CHLOROETHOXY)METHANE	10	91	UG/L
BIS(2-CHLOROETHYL)ETHER	10	86	UG/L
2-CHLORONAPHTHALENE	10	84	UG/L
2-CHLOROPHENOL	10	85	UG/L
2,2'-OXYBIS(1-CHLOROPROPANE)	10	86	UG/L
CHRYSENE	10	94	UG/L
DIBENZO(A,H)ANTHRACENE	10	97	UG/L
DIBENZOFURAN	10	90	UG/L
1,3-DICHLOROBENZENE	10	64	UG/L
1,2-DICHLOROBENZENE	10	68	UG/L
1,4-DICHLOROBENZENE	10	64	UG/L
3,3'-DICHLOROBENZIDINE	10	84	UG/L
2,4-DICHLOROPHENOL	10	95	UG/L
DIETHYLPHTHALATE	10	100	UG/L
DIMETHYL PHTHALATE	10	98	UG/L
2,4-DIMETHYLPHENOL	10	83	UG/L
2,4-DINITROPHENOL	50	100	UG/L
2,4-DINITROTOLUENE	10	99	UG/L
2,6-DINITROTOLUENE	10	97	UG/L
BIS(2-ETHYLHEXYL)PHTHALATE	10	100	UG/L
FLUORANTHENE	10	100	UG/L
FLUORENE	10	91	UG/L
HEXACHLOROBENZENE	10	97	UG/L
HEXACHLOROBUTADIENE	10	72	UG/L
HEXACHLOROCYCLOPENTADIENE	10	79	UG/L
HEXACHLOROETHANE	10	62	UG/L
ISOPHORONE	10	110	UG/L
2-METHYLNAPHTHALENE	10	79	UG/L
4,6-DINITRO-2-METHYLPHENOL	50	95	UG/L

COLUMBIA ANALYTICAL SERVICES

EXTRACTABLE ORGANICS
METHOD 8270C SEMIVOLATILES
Reported: 12/19/07

Project Reference:
Client Sample ID : BLANK SPIKE DUPLICATE

Date Sampled : **Order #:** 1057334 **Sample Matrix:** WATER
Date Received: **Submission #:** **Analytical Run** 153592

ANALYTE	PQL	RESULT	UNITS
DATE EXTRACTED : 11/21/07			
DATE ANALYZED : 11/27/07			
ANALYTICAL DILUTION: 1.00			
4-CHLORO-3-METHYLPHENOL	10	95	UG/L
2-METHYLPHENOL	10	78	UG/L
3+4-METHYLPHENOL	10	140	UG/L
NAPHTHALENE	10	72	UG/L
2-NITROANILINE	50	100	UG/L
3-NITROANILINE	50	77	UG/L
4-NITROANILINE	50	95	UG/L
NITROBENZENE	10	90	UG/L
2-NITROPHENOL	10	92	UG/L
4-NITROPHENOL	50	50 U	UG/L
N-NITROSODIMETHYLAMINE	10	62	UG/L
N-NITROSODIPHENYLAMINE	10	78	UG/L
DI-N-OCTYL PHTHALATE	10	100	UG/L
PENTACHLOROPHENOL	50	100	UG/L
PHENANTHRENE	10	92	UG/L
PHENOL	10	41	UG/L
4-BROMOPHENYL-PHENYLETHER	10	96	UG/L
4-CHLOROPHENYL-PHENYLETHER	10	94	UG/L
N-NITROSO-DI-N-PROPYLAMINE	10	96	UG/L
PYRENE	10	97	UG/L
1,2,4-TRICHLOROBENZENE	10	68	UG/L
2,4,6-TRICHLOROPHENOL	10	98	UG/L
2,4,5-TRICHLOROPHENOL	10	98	UG/L

SURROGATE RECOVERIES	QC LIMITS		
TERPHENYL-d14	(40 - 137 %)	91	%
NITROBENZENE-d5	(38 - 105 %)	94	%
PHENOL-d6	(10 - 69 %)	36	%
2-FLUOROBIPHENYL	(38 - 100 %)	93	%
2-FLUOROPHENOL	(17 - 74 %)	54	%
2,4,6-TRIBROMOPHENOL	(41 - 135 %)	96	%

Quantitation Report (QT Reviewed)

Data File : J:\ACQUDATA\5973A\DATA\112707\BQ364.D
Acq On : 27 Nov 2007 12:52 pm
Sample : 1057329 1.0 /1057334
Misc : 11/21/2007 1.0 8270 LCSD
MS Integration Params: RTEINT.P
Quant Time: Nov 27 13:26 2007

Vial: 4
Operator: Z.Miao
Inst : 5973-A
Multiplr: 1.00

Quant Results File: 82701113.RES

Quant Method : J:\ACQUDATA\5...\82701113.M (RTE Integrator)
Title : 8270 BNA ANALYSIS
Last Update : Wed Nov 14 09:03:55 2007
Response via : Initial Calibration
DataAcq Meth : 82701113

Internal Standards	R.T.	QIon	Response	Conc Units	Dev(Min)
1) d4-1,4-Dichlorobenzene	5.95	152	209047	40.00 ppm	-0.01
22) d8-Naphthalene	7.57	136	780652	40.00 ppm	-0.01
39) d10-Acenaphthene	10.50	164	451295	40.00 ppm	-0.02
61) d10-Phenanthrene	13.47	188	832223	40.00 ppm	-0.02
76) d12-Chrysene	19.51	240	827974	40.00 ppm	-0.03
85) d12-Perylene	25.20	264	798011	40.00 ppm	-0.05

System Monitoring Compounds					
4) SURR1,2-FLUOROPHENOL	4.49	112	621062	107.15 ppm	0.00
Spiked Amount 200.000	Range 17 - 74		Recovery = 53.58%		
7) SURR2,PHENOL-D6	5.57	99	578360	72.51 ppm	-0.01
Spiked Amount 200.000	Range 10 - 69		Recovery = 36.26%		
23) SURR4,NITROBENZENE-D5	6.63	82	700466	94.04 ppm	-0.01
Spiked Amount 100.000	Range 38 - 105		Recovery = 94.04%		
43) SURR5,2-FLUOROBIPHENYL	9.25	172	1398574	93.45 ppm	-0.02
Spiked Amount 100.000	Range 38 - 100		Recovery = 93.45%		
60) SURR3,2,4,6-TRIBROMOPHENOL	12.07	330	552087	192.31 ppm	-0.02
Spiked Amount 200.000	Range 41 - 135		Recovery = 96.16%		
79) SURR6,TERPHENYL-D14	16.92	244	1770289	90.57 ppm	-0.02
Spiked Amount 100.000	Range 40 - 137		Recovery = 90.57%		

Target Compounds					Qvalue
2) Pyridine	2.52	79	175353	33.85 ppm	96
3) N-Nitrosodimethylamine	2.49	74	180931	62.54 ppm	94
6) Aniline	5.61	93	689987	72.35 ppm	97
8) Phenol	5.58	94	364491	41.23 ppm	99
9) bis(2-Clethyl)Ether	5.65	93	561232	86.28 ppm	97
10) 2-Chlorophenol	5.75	128	576459	84.90 ppm	98
11) 1,3-Diclbenzene	5.91	146	518621	64.54 ppm	99
12) 1,4-Dichlorobenzene	5.97	146	516959	63.92 ppm	99
13) 1,2-Diclbenzene	6.19	146	516800	67.65 ppm	99
14) Benzyl Alcohol	6.11	79	481250	85.00 ppm	97
15) 2,2'-oxybis(1-Chloropropan	6.28	45	644667	86.07 ppm	98
16) 2-Methylphenol	6.26	108	493030	78.20 ppm	98
18) N-Nitroso-Di-n-propylamine	6.45	70	477096	96.23 ppm	96
19) Hexachloroethane	6.57	117	202299	62.45 ppm	97
20) 4-Methylphenol	6.43	108	950862	144.02 ppm	98
24) Nitrobenzene	6.66	77	679721	90.27 ppm	100
25) Isophorone	6.94	82	1284422	111.63 ppm	99
26) 2-Nitrophenol	7.07	139	358066	92.33 ppm	98
27) Benzoic Acid	7.19	105	131579	58.40 ppm	93
28) 2,4-Dimethylphenol	7.08	107	553458	82.91 ppm	98

(#) = qualifier out of range (m) = manual integration

00318

Quantitation Report (QT Reviewed)

Data File : J:\ACQUDATA\5973A\DATA\112707\BQ364.D
Acq On : 27 Nov 2007 12:52 pm
Sample : 1057329 1.0
Misc : 11/21/2007 1.0 8270 LCSD
MS Integration Params: RTEINT.P
Quant Time: Nov 27 13:26 2007

Vial: 4
Operator: Z.Miao
Inst : 5973-A
Multiplr: 1.00

Quant Results File: 82701113.RES

Quant Method : J:\ACQUDATA\5...\82701113.M (RTE Integrator)
Title : 8270 BNA ANALYSIS
Last Update : Wed Nov 14 09:03:55 2007
Response via : Initial Calibration
DataAcq Meth : 82701113

Compound	R.T.	QIon	Response	Conc Unit	Qvalue
29) bis(-2-Chloroethoxy)Methan	7.20	93	737219	91.42 ppm	98
30) 2,4-Dichlorophenol	7.38	162	552231	94.68 ppm	96
31) 1,2,4-Trichlorobenzene	7.51	180	463277	68.52 ppm	100
32) Naphthalene	7.60	128	1394858	72.16 ppm	98
33) 4-Chloroaniline	7.68	127	605797	75.43 ppm	99
34) Hexachlorobutadiene	7.84	225	299786	71.87 ppm	98
35) 4-Chloro-3-methylphenol	8.38	107	558624	95.19 ppm	99
37) 2-Methylnaphthalene	8.63	142	1051222	79.47 ppm	97
38) 1-Methylnaphthalene	8.81	142	1017970	74.68 ppm	99
40) Hexachlorocyclopentadiene	9.00	237	313697	79.42 ppm	97
41) 2,4,6-Trichlorophenol	9.13	196	414089	97.90 ppm	99
42) 2,4,5-Trichlorophenol	9.21	196	433844	97.91 ppm	95
45) 2-Chloronaphthalene	9.46	162	1053067	83.55 ppm	97
46) 2-Nitroaniline	9.67	65	394602	100.63 ppm	93
47) Acenaphthylene	10.22	152	1782640	93.64 ppm	99
48) Dimethyl phthalate	10.02	163	1362490	98.21 ppm	100
49) 2,6-Dinitrotoluene	10.15	165	336532	96.95 ppm	96
50) Acenaphthene	10.57	153	1146862	87.21 ppm	98
51) 3-Nitroaniline	10.43	138	286632	77.16 ppm	97
52) 2,4-Dinitrophenol	10.63	184	136942	103.25 ppm	97
53) Dibenzofuran	10.87	168	1633351	89.99 ppm	97
54) 2,4-Dinitrotoluene	10.91	165	426589	98.68 ppm	94
55) 4-Nitrophenol	10.74	65	105996	41.29 ppm	95
56) Fluorene	11.54	166	1374164	91.16 ppm	100
57) 4-Chlorophenyl-phenylether	11.51	204	727459	94.15 ppm	99
58) Diethylphthalate	11.36	149	1358117	99.59 ppm	99
59) 4-Nitroaniline	11.63	138	330351	94.64 ppm	92
63) 4,6-Dinitro-2-methylphenol	11.71	198	247521	94.80 ppm	97
64) 1,2 Diphenylhydrazine	11.83	77	1488774	94.60 ppm	99
65) N-Nitrosodiphenylamine	11.76	169	1005594	78.24 ppm	99
66) 4-Bromophenyl-phenylether	12.50	248	478344	96.16 ppm	98
68) Hexachlorobenzene	12.84	284	548675	97.36 ppm	97
70) Pentachlorophenol	13.20	266	220184	103.62 ppm	96
71) Phenanthrene	13.52	178	1986319	92.50 ppm	99
72) Anthracene	13.62	178	2045510	95.65 ppm	100
73) Carbazole	13.95	167	1836680	96.09 ppm	99
74) Di-n-butylphthalate	14.76	149	2194562	99.55 ppm	100
75) Fluoranthene	16.10	202	2285114	100.32 ppm	98
78) Pyrene	16.60	202	2293263	97.18 ppm	99
80) Butyl benzyl phthalate	18.04	149	1010713	100.18 ppm	99
81) 3,3'-Dichlorobenzidine	19.39	252	754849	84.18 ppm	99

(#) = qualifier out of range (m) = manual integration

00019

Quantitation Report (QT Reviewed)

Data File : J:\ACQUDATA\5973A\DATA\112707\BQ364.D
Acq On : 27 Nov 2007 12:52 pm
Sample : 1057329 1.0
Misc : 11/21/2007 1.0 8270 LCSD
MS Integration Params: RTEINT.P
Quant Time: Nov 27 13:26 2007

Vial: 4
Operator: Z.Miao
Inst : 5973-A
Multiplr: 1.00

Quant Results File: 82701113.RES

Quant Method : J:\ACQUDATA\5...\82701113.M (RTE Integrator)
Title : 8270 BNA ANALYSIS
Last Update : Wed Nov 14 09:03:55 2007
Response via : Initial Calibration
DataAcq Meth : 82701113

	Compound	R.T.	QIon	Response	Conc Unit	Qvalue
82)	Benzo(a)anthracene	19.47	228	2226211	93.28 ppm	100
83)	Chrysene	19.59	228	2182554	94.58 ppm	99
84)	bis(2-Ethylhexyl)phthalate	19.60	149	1346755	100.07 ppm	100
86)	Di-n-octyl phthalate	21.74	149	2246409	105.72 ppm	99
87)	Benzo(b)Fluoranthene	23.48	252	2444779	95.97 ppm	98
88)	Benzo(k)fluoranthene	23.59	252	2394918	97.48 ppm	99
89)	Benzo(a)pyrene	24.96	252	2189774	92.97 ppm	98
90)	Indeno(1,2,3-cd)Pyrene	29.64	276	3239482	97.37 ppm	99
91)	Dibenz(a,h)anthracene	29.71	278	2742715	96.95 ppm	97
92)	Benzo(g,h,i)perylene	30.73	276	2765283	96.64 ppm	98

(#) = qualifier out of range (m) = manual integration

000320

Quantitation Report

Data File : J:\ACQUDATA\5973A\DATA\112707\BQ364.D Vial: 4
Acq On : 27 Nov 2007 12:52 pm Operator: Z.Miao
Sample : 1057329 1.0 Inst : 5973-A
Misc : 11/21/2007 1.0 8270 LCSD Multiplr: 1.00
MS Integration Params: RTEINT.P
Quant Time: Nov 27 13:26 2007 Quant Results File: 82701113.RES

Method : J:\ACQUDATA\5973A\METHODS\82701113.M (RTE Integrator)
Title : 8270 BNA ANALYSIS
Last Update : Wed Nov 14 09:03:55 2007
Response via : Initial Calibration

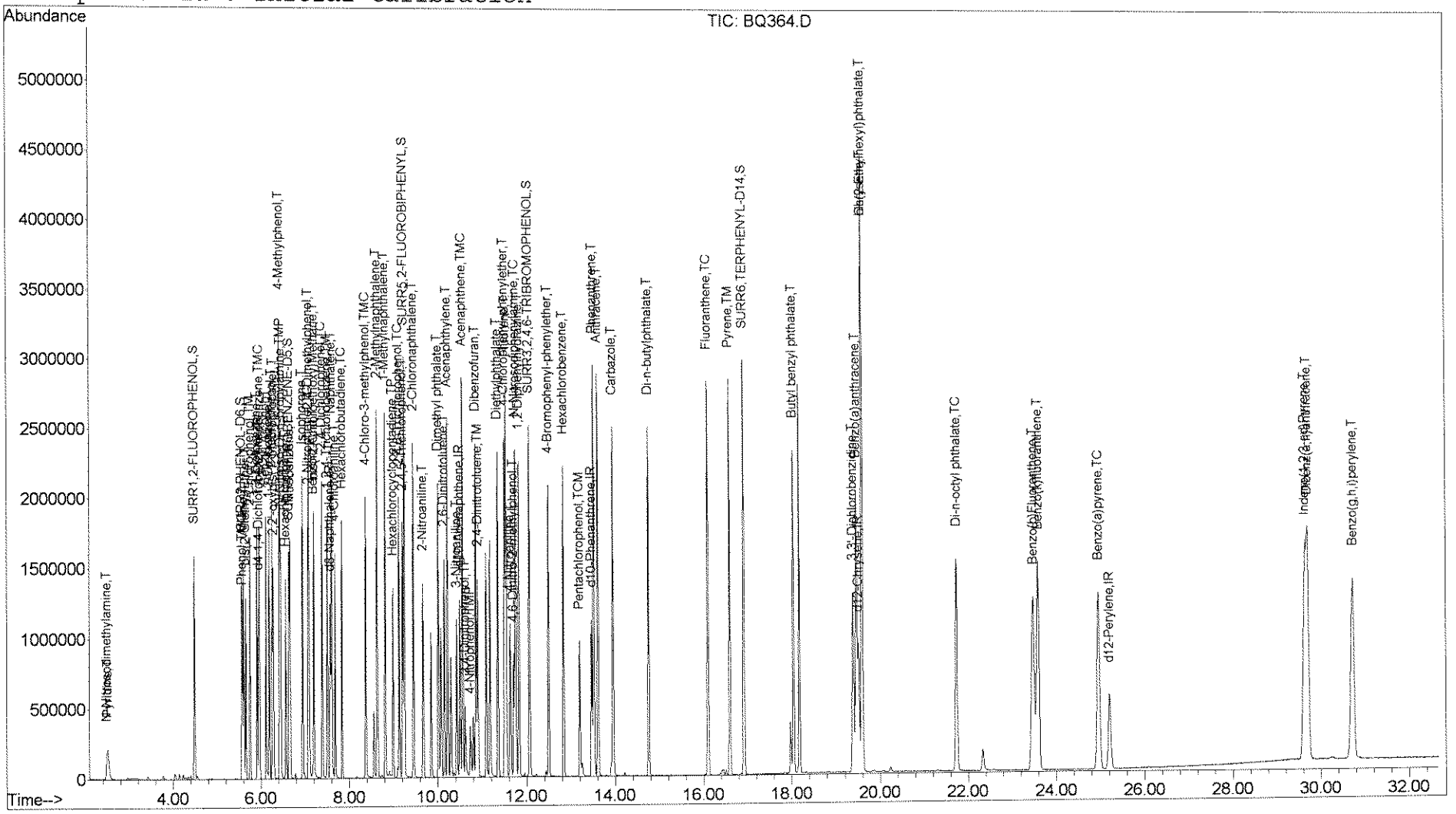

COLUMBIA ANALYTICAL SERVICES

EXTRACTABLE ORGANICS
METHOD 8270C SEMIVOLATILES
Reported: 12/19/07

Project Reference:
Client Sample ID : MATRIX SPIKE

Date Sampled : **Order #:** 1057330 **Sample Matrix:** WATER
Date Received: **Submission #:** **Analytical Run** 153592

ANALYTE	PQL	RESULT	UNITS
DATE EXTRACTED : 11/21/07			
DATE ANALYZED : 11/27/07			
ANALYTICAL DILUTION: 0.98			
ACENAPHTHENE	10	90	UG/L
ACENAPHTHYLENE	10	95	UG/L
ANTHRACENE	10	98	UG/L
BENZO(A)ANTHRACENE	10	95	UG/L
BENZO(A)PYRENE	10	94	UG/L
BENZO(B)FLUORANTHENE	10	97	UG/L
BENZO(G,H,I)PERYLENE	10	100	UG/L
BENZO(K)FLUORANTHENE	10	95	UG/L
BENZYL ALCOHOL	10	85	UG/L
BUTYL BENZYL PHTHALATE	10	100	UG/L
DI-N-BUTYLPHTHALATE	10	100	UG/L
CARBAZOLE	10	98	UG/L
INDENO(1,2,3-CD)PYRENE	10	100	UG/L
4-CHLOROANILINE	10	62	UG/L
BIS(-2-CHLOROETHOXY)METHANE	10	92	UG/L
BIS(2-CHLOROETHYL)ETHER	10	86	UG/L
2-CHLORONAPHTHALENE	10	87	UG/L
2-CHLOROPHENOL	10	85	UG/L
2,2'-OXYBIS(1-CHLOROPROPANE)	10	88	UG/L
CHRYSENE	10	96	UG/L
DIBENZO(A,H)ANTHRACENE	10	100	UG/L
DIBENZOFURAN	10	91	UG/L
1,3-DICHLOROBENZENE	10	60	UG/L
1,2-DICHLOROBENZENE	10	62	UG/L
1,4-DICHLOROBENZENE	10	59	UG/L
3,3'-DICHLOROBENZIDINE	10	75	UG/L
2,4-DICHLOROPHENOL	10	94	UG/L
DIETHYLPHTHALATE	10	97	UG/L
DIMETHYL PHTHALATE	10	98	UG/L
2,4-DIMETHYLPHENOL	10	88	UG/L
2,4-DINITROPHENOL	50	98	UG/L
2,4-DINITROTOLUENE	10	97	UG/L
2,6-DINITROTOLUENE	10	95	UG/L
BIS(2-ETHYLHEXYL)PHTHALATE	10	100	UG/L
FLUORANTHENE	10	100	UG/L
FLUORENE	10	91	UG/L
HEXACHLOROBENZENE	10	100	UG/L
HEXACHLOROBUTADIENE	10	62	UG/L
HEXACHLOROCYCLOPENTADIENE	10	79	UG/L
HEXACHLOROETHANE	10	56	UG/L
ISOPHORONE	10	110	UG/L
2-METHYLNAPHTHALENE	10	81	UG/L
4,6-DINITRO-2-METHYLPHENOL	50	90	UG/L

COLUMBIA ANALYTICAL SERVICES

EXTRACTABLE ORGANICS
METHOD 8270C SEMIVOLATILES
Reported: 12/19/07

Project Reference:
Client Sample ID : MATRIX SPIKE

Date Sampled : **Order #:** 1057330 **Sample Matrix:** WATER
Date Received: **Submission #:** **Analytical Run** 153592

ANALYTE	PQL	RESULT	UNITS
DATE EXTRACTED : 11/21/07			
DATE ANALYZED : 11/27/07			
ANALYTICAL DILUTION: 0.98			
4-CHLORO-3-METHYLPHENOL	10	95	UG/L
2-METHYLPHENOL	10	79	UG/L
3+4-METHYLPHENOL	10	140	UG/L
NAPHTHALENE	10	68	UG/L
2-NITROANILINE	50	99	UG/L
3-NITROANILINE	50	65	UG/L
4-NITROANILINE	50	92	UG/L
NITROBENZENE	10	89	UG/L
2-NITROPHENOL	10	92	UG/L
4-NITROPHENOL	50	49 U	UG/L
N-NITROSODIMETHYLAMINE	10	64	UG/L
N-NITROSODIPHENYLAMINE	10	80	UG/L
DI-N-OCTYL PHTHALATE	10	100	UG/L
PENTACHLOROPHENOL	50	100	UG/L
PHENANTHRENE	10	94	UG/L
PHENOL	10	41	UG/L
4-BROMOPHENYL-PHENYLETHER	10	99	UG/L
4-CHLOROPHENYL-PHENYLETHER	10	93	UG/L
N-NITROSO-DI-N-PROPYLAMINE	10	98	UG/L
PYRENE	10	98	UG/L
1,2,4-TRICHLOROBENZENE	10	62	UG/L
2,4,6-TRICHLOROPHENOL	10	99	UG/L
2,4,5-TRICHLOROPHENOL	10	97	UG/L

SURROGATE RECOVERIES	QC LIMITS		
TERPHENYL-d14	(40 - 137 %)	92	%
NITROBENZENE-d5	(38 - 105 %)	96	%
PHENOL-d6	(10 - 69 %)	36	%
2-FLUOROBIPHENYL	(38 - 100 %)	95	%
2-FLUOROPHENOL	(17 - 74 %)	55	%
2,4,6-TRIBROMOPHENOL	(41 - 135 %)	95	%

Quantitation Report (QT Reviewed)

Data File : J:\ACQUDATA\5973A\DATA\112707\BQ370.D
Acq On : 27 Nov 2007 5:40 pm
Sample : 1057330 0.98
Misc : 11/21/2007 1.0 HA 8270.TCL 1056301MS
MS Integration Params: RTEINT.P
Quant Time: Nov 27 18:13 2007

Vial: 10
Operator: Z.Miao
Inst : 5973-A
Multiplr: 1.00
Quant Results File: 82701113.RES

Quant Method : J:\ACQUDATA\5...\82701113.M (RTE Integrator)
Title : 8270 BNA ANALYSIS
Last Update : Wed Nov 14 09:03:55 2007
Response via : Initial Calibration
DataAcq Meth : 82701113

Internal Standards	R.T.	QIon	Response	Conc Units	Dev(Min)
1) d4-1,4-Dichlorobenzene	5.95	152	208254	40.00 ppm	0.00
22) d8-Naphthalene	7.57	136	778420	40.00 ppm	-0.01
39) d10-Acenaphthene	10.50	164	448825	40.00 ppm	-0.02
61) d10-Phenanthrene	13.47	188	793665	40.00 ppm	-0.02
76) d12-Chrysene	19.51	240	800050	40.00 ppm	-0.03
85) d12-Perylene	25.20	264	800967	40.00 ppm	-0.05

System Monitoring Compounds					
4) SURR1,2-FLUOROPHENOL	4.49	112	637696	110.44 ppm	0.00
Spiked Amount 200.000	Range 17 - 74		Recovery = 55.22%		
7) SURR2,PHENOL-D6	5.57	99	572000	71.98 ppm	-0.01
Spiked Amount 200.000	Range 10 - 69		Recovery = 35.99%		
23) SURR4,NITROBENZENE-D5	6.64	82	713027	96.00 ppm	0.00
Spiked Amount 100.000	Range 38 - 105		Recovery = 96.00%		
43) SURR5,2-FLUOROBIPHENYL	9.25	172	1412220	94.88 ppm	-0.01
Spiked Amount 100.000	Range 38 - 100		Recovery = 94.88%		
60) SURR3,2,4,6-TRIBROMOPHENOL	12.07	330	541497	189.73 ppm	-0.02
Spiked Amount 200.000	Range 41 - 135		Recovery = 94.86%		
79) SURR6,TERPHENYL-D14	16.92	244	1746809	92.49 ppm	-0.02
Spiked Amount 100.000	Range 40 - 137		Recovery = 92.49%		

Target Compounds					Qvalue
2) Pyridine	2.52	79	295638	57.28 ppm	98
3) N-Nitrosodimethylamine	2.49	74	187367	65.01 ppm	96
6) Aniline	5.61	93	727991	76.63 ppm	99
8) Phenol	5.58	94	367182	41.69 ppm	98
9) bis(2-Clethyl)Ether	5.66	93	572552	88.35 ppm	98
10) 2-Chlorophenol	5.75	128	586793	86.75 ppm	99
11) 1,3-Diclbenzene	5.91	146	489232	61.12 ppm	99
12) 1,4-Dichlorobenzene	5.97	146	488616	60.65 ppm	99
13) 1,2-Diclbenzene	6.19	146	484087	63.61 ppm	97
14) Benzyl Alcohol	6.12	79	488577	86.63 ppm	98
15) 2,2'-oxybis(1-Chloropropan	6.28	45	669362	89.71 ppm	99
16) 2-Methylphenol	6.26	108	506219	80.60 ppm	100
18) N-Nitroso-Di-n-propylamine	6.45	70	492543	99.72 ppm	98
19) Hexachloroethane	6.57	117	183820	56.96 ppm	96
20) 4-Methylphenol	6.43	108	958826	145.78 ppm	94
24) Nitrobenzene	6.66	77	682586	90.91 ppm	98
25) Isophorone	6.94	82	1315289	114.64 ppm	99
26) 2-Nitrophenol	7.07	139	365116	94.42 ppm	94
27) Benzoic Acid	7.19	105	122239	56.30 ppm	93
28) 2,4-Dimethylphenol	7.09	107	597435	89.76 ppm	98

(#) = qualifier out of range (m) = manual integration

Quantitation Report (QT Reviewed)

Data File : J:\ACQUDATA\5973A\DATA\112707\BQ370.D
Acq On : 27 Nov 2007 5:40 pm
Sample : 1057330 0.98
Misc : 11/21/2007 1.0 HA 8270.TCL 1056301MS
MS Integration Params: RTEINT.P
Quant Time: Nov 27 18:13 2007

Vial: 10
Operator: Z.Miao
Inst : 5973-A
Multiplr: 1.00

Quant Results File: 82701113.RES

Quant Method : J:\ACQUDATA\5...\82701113.M (RTE Integrator)
Title : 8270 BNA ANALYSIS
Last Update : Wed Nov 14 09:03:55 2007
Response via : Initial Calibration
DataAcq Meth : 82701113

Compound	R.T.	QIon	Response	Conc Unit	Qvalue
29) bis(-2-Chloroethoxy)Methan	7.20	93	756271	94.05 ppm	98
30) 2,4-Dichlorophenol	7.39	162	558492	96.02 ppm	99
31) 1,2,4-Trichlorobenzene	7.51	180	426547	63.27 ppm	99
32) Naphthalene	7.60	128	1343790	69.72 ppm	98
33) 4-Chloroaniline	7.68	127	503301	62.84 ppm	99
34) Hexachlorobutadiene	7.84	225	261330	62.83 ppm	97
35) 4-Chloro-3-methylphenol	8.38	107	565457	96.63 ppm	96
36) Caprolactam	8.17	113	1727	0.81 ppm	88
37) 2-Methylnaphthalene	8.63	142	1086145	82.35 ppm	98
38) 1-Methylnaphthalene	8.81	142	1062196	78.15 ppm	98
40) Hexachlorocyclopentadiene	9.00	237	315606	80.24 ppm	100
41) 2,4,6-Trichlorophenol	9.13	196	425976	101.27 ppm	99
42) 2,4,5-Trichlorophenol	9.21	196	436431	99.04 ppm	98
45) 2-Chloronaphthalene	9.46	162	1108753	88.45 ppm	96
46) 2-Nitroaniline	9.67	65	395090	101.31 ppm	95
47) Acenaphthylene	10.22	152	1833636	96.84 ppm	99
48) Dimethyl phthalate	10.02	163	1377221	99.82 ppm	99
49) 2,6-Dinitrotoluene	10.16	165	333611	96.64 ppm	96
50) Acenaphthene	10.57	153	1194832	91.36 ppm	99
51) 3-Nitroaniline	10.43	138	245647	66.49 ppm	99
52) 2,4-Dinitrophenol	10.63	184	129071	99.60 ppm	98
53) Dibenzofuran	10.87	168	1673473	92.70 ppm	96
54) 2,4-Dinitrotoluene	10.91	165	424183	98.66 ppm	98
55) 4-Nitrophenol	10.74	65	104687	41.01 ppm	94
56) Fluorene	11.54	166	1388538	92.62 ppm	99
57) 4-Chlorophenyl-phenylether	11.51	204	727100	94.62 ppm	99
58) Diethylphthalate	11.36	149	1341884	98.94 ppm	99
59) 4-Nitroaniline	11.64	138	327836	94.44 ppm	92
63) 4,6-Dinitro-2-methylphenol	11.72	198	229987	92.36 ppm	98
64) 1,2 Diphenylhydrazine	11.83	77	1501518	100.04 ppm	98
65) N-Nitrosodiphenylamine	11.76	169	1003258	81.86 ppm	98
66) 4-Bromophenyl-phenylether	12.50	248	478057	100.77 ppm	98
68) Hexachlorobenzene	12.84	284	547513	101.88 ppm	97
70) Pentachlorophenol	13.21	266	204912	101.83 ppm	98
71) Phenanthrene	13.52	178	1968477	96.13 ppm	100
72) Anthracene	13.62	178	2031390	99.60 ppm	99
73) Carbazole	13.95	167	1823402	100.03 ppm	100
74) Di-n-butylphthalate	14.76	149	2208943	105.07 ppm	99
75) Fluoranthene	16.10	202	2260081	104.04 ppm	98
78) Pyrene	16.60	202	2290488	100.45 ppm	99
80) Butyl benzyl phthalate	18.04	149	1013323	103.95 ppm	99

(#) = qualifier out of range (m) = manual integration

Quantitation Report (QT Reviewed)

Data File : J:\ACQUDATA\5973A\DATA\112707\BQ370.D
Acq On : 27 Nov 2007 5:40 pm
Sample : 1057330 0.98
Misc : 11/21/2007 1.0 HA 8270.TCL 1056301MS
MS Integration Params: RTEINT.P
Quant Time: Nov 27 18:13 2007

Vial: 10
Operator: Z.Miao
Inst : 5973-A
Multiplr: 1.00

Quant Results File: 82701113.RES

Quant Method : J:\ACQUDATA\5...\82701113.M (RTE Integrator)
Title : 8270 BNA ANALYSIS
Last Update : Wed Nov 14 09:03:55 2007
Response via : Initial Calibration
DataAcq Meth : 82701113

	Compound	R.T.	QIon	Response	Conc Unit	Qvalue
81)	3,3'-Dichlorobenzidine	19.39	252	665996	76.87 ppm	99
82)	Benzo(a)anthracene	19.47	228	2236933	97.00 ppm	99
83)	Chrysene	19.59	228	2183082	97.90 ppm	98
84)	bis(2-Ethylhexyl)phthalate	19.59	149	1362666	104.78 ppm	98
86)	Di-n-octyl phthalate	21.74	149	2280231	106.92 ppm	99
87)	Benzo(b)Fluoranthene	23.48	252	2522268	98.65 ppm	97
88)	Benzo(k)fluoranthene	23.59	252	2388069	96.84 ppm	100
89)	Benzo(a)pyrene	24.96	252	2259249	95.56 ppm	98
90)	Indeno(1,2,3-cd)Pyrene	29.64	276	3410479	102.13 ppm	95
91)	Dibenz(a,h)anthracene	29.71	278	2883052	101.54 ppm	98
92)	Benzo(g,h,i)perylene	30.73	276	2942518	102.45 ppm	98

(#) = qualifier out of range (m) = manual integration

Quantitation Report

Data File : J:\ACQUDATA\5973A\DATA\112707\BQ370.D Vial: 10
Acq On : 27 Nov 2007 5:40 pm Operator: Z.Miao
Sample : 1057330 0.98 Inst : 5973-A
Misc : 11/21/2007 1.0 HA 8270.TCL 1056301MS Multiplr: 1.00
MS Integration Params: RTEINT.P
Quant Time: Nov 27 18:13 2007 Quant Results File: 82701113.RES

Method : J:\ACQUDATA\5973A\METHODS\82701113.M (RTE Integrator)
Title : 8270 BNA ANALYSIS
Last Update : Wed Nov 14 09:03:55 2007
Response via : Initial Calibration

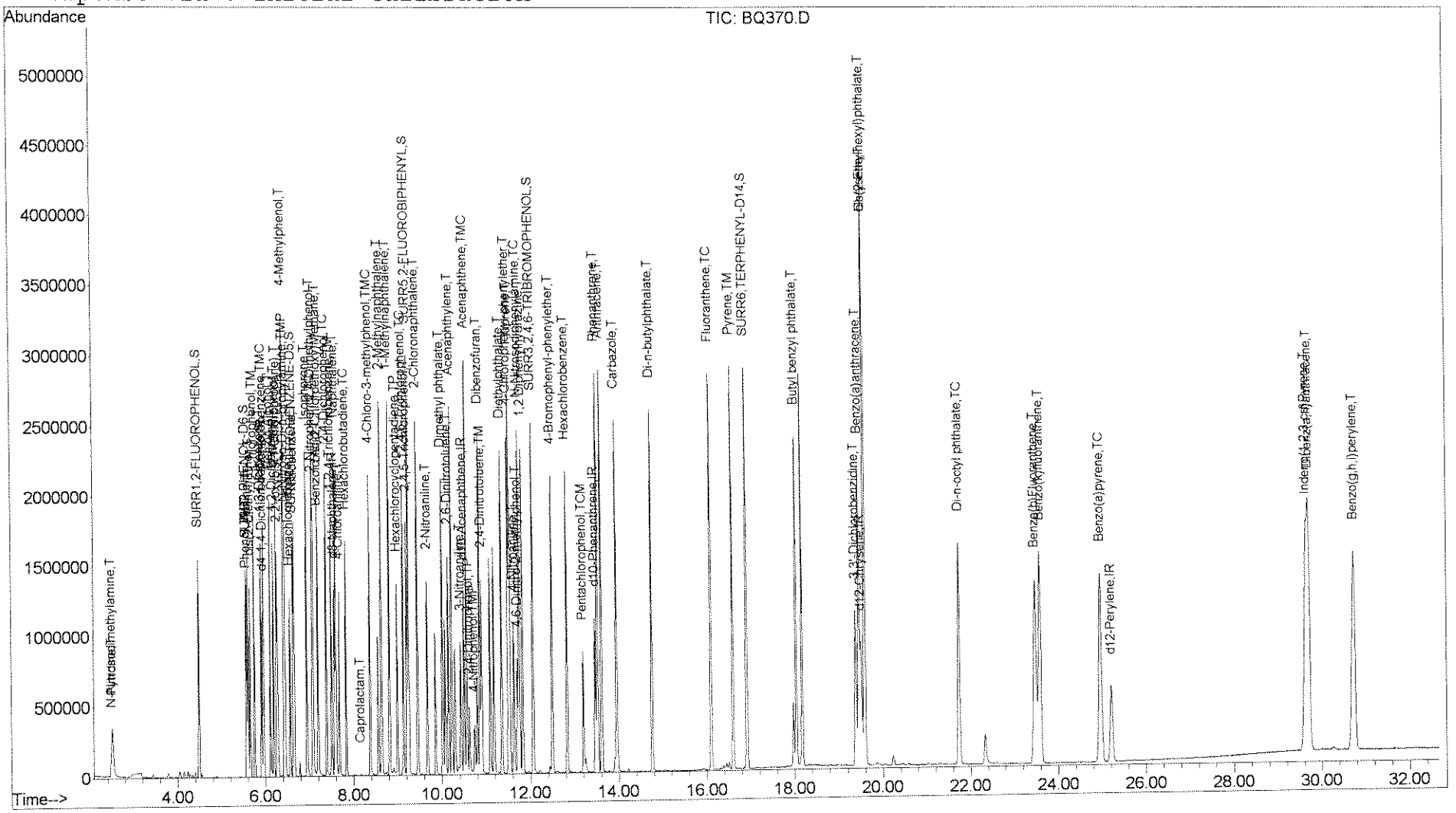

COLUMBIA ANALYTICAL SERVICES

EXTRACTABLE ORGANICS
METHOD 8270C SEMIVOLATILES
Reported: 12/19/07

Project Reference:
Client Sample ID : MATRIX SPIKE DUPLICATE

Date Sampled : **Order #:** 1057331 **Sample Matrix:** WATER
Date Received: **Submission #:** **Analytical Run** 153592

DATE EXTRACTED : 11/21/07
DATE ANALYZED : 11/27/07
ANALYTICAL DILUTION: 0.94

ANALYTE	PQL	RESULT	UNITS
ACENAPHTHENE	10	84	UG/L
ACENAPHTHYLENE	10	89	UG/L
ANTHRACENE	10	89	UG/L
BENZO(A)ANTHRACENE	10	90	UG/L
BENZO(A)PYRENE	10	88	UG/L
BENZO(B)FLUORANTHENE	10	90	UG/L
BENZO(G,H,I)PERYLENE	10	96	UG/L
BENZO(K)FLUORANTHENE	10	88	UG/L
BENZYL ALCOHOL	10	79	UG/L
BUTYL BENZYL PHTHALATE	10	95	UG/L
DI-N-BUTYLPHTHALATE	10	95	UG/L
CARBAZOLE	10	90	UG/L
INDENO(1,2,3-CD)PYRENE	10	94	UG/L
4-CHLOROANILINE	10	68	UG/L
BIS(-2-CHLOROETHOXY)METHANE	10	86	UG/L
BIS(2-CHLOROETHYL)ETHER	10	80	UG/L
2-CHLORONAPHTHALENE	10	82	UG/L
2-CHLOROPHENOL	10	79	UG/L
2,2'-OXYBIS(1-CHLOROPROPANE)	10	84	UG/L
CHRYSENE	10	89	UG/L
DIBENZO(A,H)ANTHRACENE	10	94	UG/L
DIBENZOFURAN	10	86	UG/L
1,3-DICHLOROBENZENE	10	66	UG/L
1,2-DICHLOROBENZENE	10	67	UG/L
1,4-DICHLOROBENZENE	10	64	UG/L
3,3'-DICHLOROBENZIDINE	10	70	UG/L
2,4-DICHLOROPHENOL	10	89	UG/L
DIETHYLPHTHALATE	10	94	UG/L
DIMETHYL PHTHALATE	10	93	UG/L
2,4-DIMETHYLPHENOL	10	83	UG/L
2,4-DINITROPHENOL	50	92	UG/L
2,4-DINITROTOLUENE	10	93	UG/L
2,6-DINITROTOLUENE	10	90	UG/L
BIS(2-ETHYLHEXYL)PHTHALATE	10	96	UG/L
FLUORANTHENE	10	92	UG/L
FLUORENE	10	86	UG/L
HEXACHLOROBENZENE	10	92	UG/L
HEXACHLOROBUTADIENE	10	73	UG/L
HEXACHLOROCYCLOPENTADIENE	10	82	UG/L
HEXACHLOROETHANE	10	64	UG/L
ISOPHORONE	10	100	UG/L
2-METHYLNAPHTHALENE	10	80	UG/L
4,6-DINITRO-2-METHYLPHENOL	50	85	UG/L

COLUMBIA ANALYTICAL SERVICES

EXTRACTABLE ORGANICS
METHOD 8270C SEMIVOLATILES
Reported: 12/19/07

Project Reference:
Client Sample ID : MATRIX SPIKE DUPLICATE

Date Sampled : **Order #:** 1057331 **Sample Matrix:** WATER
Date Received: **Submission #:** **Analytical Run** 153592

ANALYTE	PQL	RESULT	UNITS
DATE EXTRACTED : 11/21/07			
DATE ANALYZED : 11/27/07			
ANALYTICAL DILUTION: 0.94			
4-CHLORO-3-METHYLPHENOL	10	89	UG/L
2-METHYLPHENOL	10	73	UG/L
3+4-METHYLPHENOL	10	130	UG/L
NAPHTHALENE	10	72	UG/L
2-NITROANILINE	50	94	UG/L
3-NITROANILINE	50	70	UG/L
4-NITROANILINE	50	88	UG/L
NITROBENZENE	10	86	UG/L
2-NITROPHENOL	10	88	UG/L
4-NITROPHENOL	50	47 U	UG/L
N-NITROSODIMETHYLAMINE	10	57	UG/L
N-NITROSODIPHENYLAMINE	10	74	UG/L
DI-N-OCTYL PHTHALATE	10	98	UG/L
PENTACHLOROPHENOL	50	94	UG/L
PHENANTHRENE	10	87	UG/L
PHENOL	10	36	UG/L
4-BROMOPHENYL-PHENYLETHER	10	92	UG/L
4-CHLOROPHENYL-PHENYLETHER	10	88	UG/L
N-NITROSO-DI-N-PROPYLAMINE	10	91	UG/L
PYRENE	10	94	UG/L
1,2,4-TRICHLOROBENZENE	10	69	UG/L
2,4,6-TRICHLOROPHENOL	10	93	UG/L
2,4,5-TRICHLOROPHENOL	10	92	UG/L

SURROGATE RECOVERIES	QC LIMITS		
TERPHENYL-d14	(40 - 137 %)	91	%
NITROBENZENE-d5	(38 - 105 %)	91	%
PHENOL-d6	(10 - 69 %)	33	%
2-FLUOROBIPHENYL	(38 - 100 %)	89	%
2-FLUOROPHENOL	(17 - 74 %)	49	%
2,4,6-TRIBROMOPHENOL	(41 - 135 %)	94	%

Quantitation Report (QT Reviewed)

Data File : J:\ACQUDATA\5973A\DATA\112707\BQ371.D
Acq On : 27 Nov 2007 6:20 pm
Sample : 1057331 0.94
Misc : 11/21/2007 1.0 HA 8270.TCL 1056301MSD
MS Integration Params: RTEINT.P
Quant Time: Nov 27 18:54 2007

Vial: 11
Operator: Z.Miao
Inst : 5973-A
Multiplr: 1.00
Quant Results File: 82701113.RES

Quant Method : J:\ACQUDATA\5...\82701113.M (RTE Integrator)
Title : 8270 BNA ANALYSIS
Last Update : Wed Nov 14 09:03:55 2007
Response via : Initial Calibration
DataAcq Meth : 82701113

Internal Standards	R.T.	QIon	Response	Conc Units	Dev(Min)
1) d4-1,4-Dichlorobenzene	5.95	152	213337	40.00 ppm	0.00
22) d8-Naphthalene	7.57	136	790608	40.00 ppm	-0.01
39) d10-Acenaphthene	10.50	164	459308	40.00 ppm	-0.02
61) d10-Phenanthrene	13.47	188	832468	40.00 ppm	-0.02
76) d12-Chrysene	19.51	240	789840	40.00 ppm	-0.03
85) d12-Perylene	25.21	264	782144	40.00 ppm	-0.05

System Monitoring Compounds					
4) SURR1,2-FLUOROPHENOL	4.49	112	582165	98.42 ppm	0.00
Spiked Amount 200.000	Range 17 - 74		Recovery = 49.21%		
7) SURR2,PHENOL-D6	5.57	99	533798	65.57 ppm	-0.01
Spiked Amount 200.000	Range 10 - 69		Recovery = 32.78%		
23) SURR4,NITROBENZENE-D5	6.63	82	686937	91.06 ppm	-0.01
Spiked Amount 100.000	Range 38 - 105		Recovery = 91.06%		
43) SURR5,2-FLUOROBIPHENYL	9.25	172	1348174	88.51 ppm	-0.01
Spiked Amount 100.000	Range 38 - 100		Recovery = 88.51%		
60) SURR3,2,4,6-TRIBROMOPHENOL	12.07	330	548478	187.84 ppm	-0.02
Spiked Amount 200.000	Range 41 - 135		Recovery = 93.92%		
79) SURR6,TERPHENYL-D14	16.92	244	1689246	90.60 ppm	-0.02
Spiked Amount 100.000	Range 40 - 137		Recovery = 90.60%		

Target Compounds					Qvalue
2) Pyridine	2.52	79	242153	45.80 ppm	99
3) N-Nitrosodimethylamine	2.49	74	180040	60.98 ppm	95
6) Aniline	5.61	93	693259	71.23 ppm	99
8) Phenol	5.58	94	347227	38.49 ppm	96
9) bis(2-Clethyl)Ether	5.66	93	569227	85.74 ppm	98
10) 2-Chlorophenol	5.75	128	585181	84.46 ppm	99
11) 1,3-Diclbenzene	5.91	146	571528	69.70 ppm	98
12) 1,4-Dichlorobenzene	5.97	146	564078	68.34 ppm	99
13) 1,2-Diclbenzene	6.19	146	558831	71.69 ppm	98
14) Benzyl Alcohol	6.12	79	485233	83.98 ppm	97
15) 2,2'-oxybis(1-Chloropropan	6.28	45	683345	89.40 ppm	99
16) 2-Methylphenol	6.26	108	498387	77.46 ppm	99
18) N-Nitroso-Di-n-propylamine	6.45	70	489815	96.80 ppm	99
19) Hexachloroethane	6.56	117	226086	68.39 ppm	95
20) 4-Methylphenol	6.43	108	937623	139.16 ppm	96
24) Nitrobenzene	6.66	77	693676	90.96 ppm	99
25) Isophorone	6.94	82	1308155	112.26 ppm	99
26) 2-Nitrophenol	7.07	139	367170	93.49 ppm	95
27) Benzoic Acid	7.19	105	119961	55.34 ppm	95
28) 2,4-Dimethylphenol	7.09	107	595151	88.03 ppm	100

(#) = qualifier out of range (m) = manual integration

Quantitation Report (QT Reviewed)

Data File : J:\ACQUDATA\5973A\DATA\112707\BQ371.D
Acq On : 27 Nov 2007 6:20 pm
Sample : 1057331 0.94
Misc : 11/21/2007 1.0 HA 8270.TCL 1056301MSD
MS Integration Params: RTEINT.P
Quant Time: Nov 27 18:54 2007

Vial: 11
Operator: Z.Miao
Inst : 5973-A
Multiplr: 1.00

Quant Results File: 82701113.RES

Quant Method : J:\ACQUDATA\5...\82701113.M (RTE Integrator)
Title : 8270 BNA ANALYSIS
Last Update : Wed Nov 14 09:03:55 2007
Response via : Initial Calibration
DataAcq Meth : 82701113

Compound	R.T.	QIon	Response	Conc Unit	Qvalue
29) bis(-2-Chloroethoxy)Methan	7.20	93	750693	91.92 ppm	99
30) 2,4-Dichlorophenol	7.39	162	561206	95.00 ppm	97
31) 1,2,4-Trichlorobenzene	7.51	180	505343	73.80 ppm	100
32) Naphthalene	7.60	128	1502613	76.76 ppm	99
33) 4-Chloroaniline	7.68	127	585571	71.99 ppm	99
34) Hexachlorobutadiene	7.84	225	330187	78.16 ppm	97
35) 4-Chloro-3-methylphenol	8.38	107	563858	94.87 ppm	96
37) 2-Methylnaphthalene	8.63	142	1139570	85.07 ppm	98
38) 1-Methylnaphthalene	8.81	142	1102783	79.88 ppm	99
40) Hexachlorocyclopentadiene	9.00	237	357024	87.79 ppm	98
41) 2,4,6-Trichlorophenol	9.13	196	424115	98.52 ppm	98
42) 2,4,5-Trichlorophenol	9.21	196	439027	97.35 ppm	96
45) 2-Chloronaphthalene	9.46	162	1125275	87.72 ppm	96
46) 2-Nitroaniline	9.67	65	399644	100.14 ppm	97
47) Acenaphthylene	10.22	152	1843426	95.14 ppm	99
48) Dimethyl phthalate	10.02	163	1390967	98.52 ppm	100
49) 2,6-Dinitrotoluene	10.15	165	338874	95.92 ppm	95
50) Acenaphthene	10.57	153	1189644	88.89 ppm	100
51) 3-Nitroaniline	10.43	138	282068	74.61 ppm	97
52) 2,4-Dinitrophenol	10.62	184	129905	98.51 ppm	98
53) Dibenzofuran	10.87	168	1696263	91.82 ppm	96
54) 2,4-Dinitrotoluene	10.91	165	433870	98.61 ppm	97
55) 4-Nitrophenol	10.74	65	107180	41.03 ppm	92
56) Fluorene	11.54	166	1408970	91.84 ppm	99
57) 4-Chlorophenyl-phenylether	11.51	204	740051	94.11 ppm	100
58) Diethylphthalate	11.36	149	1383253	99.67 ppm	99
59) 4-Nitroaniline	11.64	138	333869	93.98 ppm	94
63) 4,6-Dinitro-2-methylphenol	11.72	198	235143	90.03 ppm	95
64) 1,2 Diphenylhydrazine	11.83	77	1526283	96.95 ppm	99
65) N-Nitrosodiphenylamine	11.76	169	1012883	78.79 ppm	99
66) 4-Bromophenyl-phenylether	12.50	248	487641	98.00 ppm	98
68) Hexachlorobenzene	12.84	284	555244	98.50 ppm	100
70) Pentachlorophenol	13.21	266	210377	100.30 ppm	98
71) Phenanthrene	13.52	178	1995067	92.88 ppm	99
72) Anthracene	13.62	178	2035794	95.17 ppm	100
73) Carbazole	13.96	167	1832537	95.84 ppm	99
74) Di-n-butylphthalate	14.76	149	2221300	100.73 ppm	99
75) Fluoranthene	16.11	202	2240284	98.33 ppm	97
78) Pyrene	16.60	202	2259370	100.36 ppm	99
80) Butyl benzyl phthalate	18.04	149	975541	101.36 ppm	99
81) 3,3'-Dichlorobenzidine	19.39	252	636544	74.42 ppm	99

(#) = qualifier out of range (m) = manual integration

00331

Quantitation Report (QT Reviewed)

Data File : J:\ACQUDATA\5973A\DATA\112707\BQ371.D
Acq On : 27 Nov 2007 6:20 pm
Sample : 1057331 0.94
Misc : 11/21/2007 1.0 HA 8270.TCL 1056301MSD
MS Integration Params: RTEINT.P
Quant Time: Nov 27 18:54 2007

Vial: 11
Operator: Z.Miao
Inst : 5973-A
Multiplr: 1.00

Quant Results File: 82701113.RES

Quant Method : J:\ACQUDATA\5...\82701113.M (RTE Integrator)
Title : 8270 BNA ANALYSIS
Last Update : Wed Nov 14 09:03:55 2007
Response via : Initial Calibration
DataAcq Meth : 82701113

	Compound	R.T.	QIon	Response	Conc Unit	Qvalue
82)	Benzo(a)anthracene	19.47	228	2172632	95.43 ppm	99
83)	Chrysene	19.59	228	2091833	95.02 ppm	100
84)	bis(2-Ethylhexyl)phthalate	19.60	149	1312997	102.27 ppm	99
86)	Di-n-octyl phthalate	21.74	149	2178762	104.62 ppm	98
87)	Benzo(b)Fluoranthene	23.48	252	2390601	95.75 ppm	99
88)	Benzo(k)fluoranthene	23.58	252	2268047	94.19 ppm	99
89)	Benzo(a)pyrene	24.96	252	2157667	93.46 ppm	99
90)	Indeno(1,2,3-cd)Pyrene	29.64	276	3276776	100.49 ppm	96
91)	Dibenz(a,h)anthracene	29.71	278	2782279	100.35 ppm	98
92)	Benzo(g,h,i)perylene	30.74	276	2859451	101.96 ppm	97

(#) = qualifier out of range (m) = manual integration

Quantitation Report

Data File : J:\ACQUDATA\5973A\DATA\112707\BQ371.D Vial: 11
Acq On : 27 Nov 2007 6:20 pm Operator: Z.Miao
Sample : 1057331 0.94 Inst : 5973-A
Misc : 11/21/2007 1.0 HA 8270.TCL 1056301MSD Multiplr: 1.00
MS Integration Params: RTEINT.P
Quant Time: Nov 27 18:54 2007 Quant Results File: 82701113.RES

Method : J:\ACQUDATA\5973A\METHODS\82701113.M (RTE Integrator)
Title : 8270 BNA ANALYSIS
Last Update : Wed Nov 14 09:03:55 2007
Response via : Initial Calibration

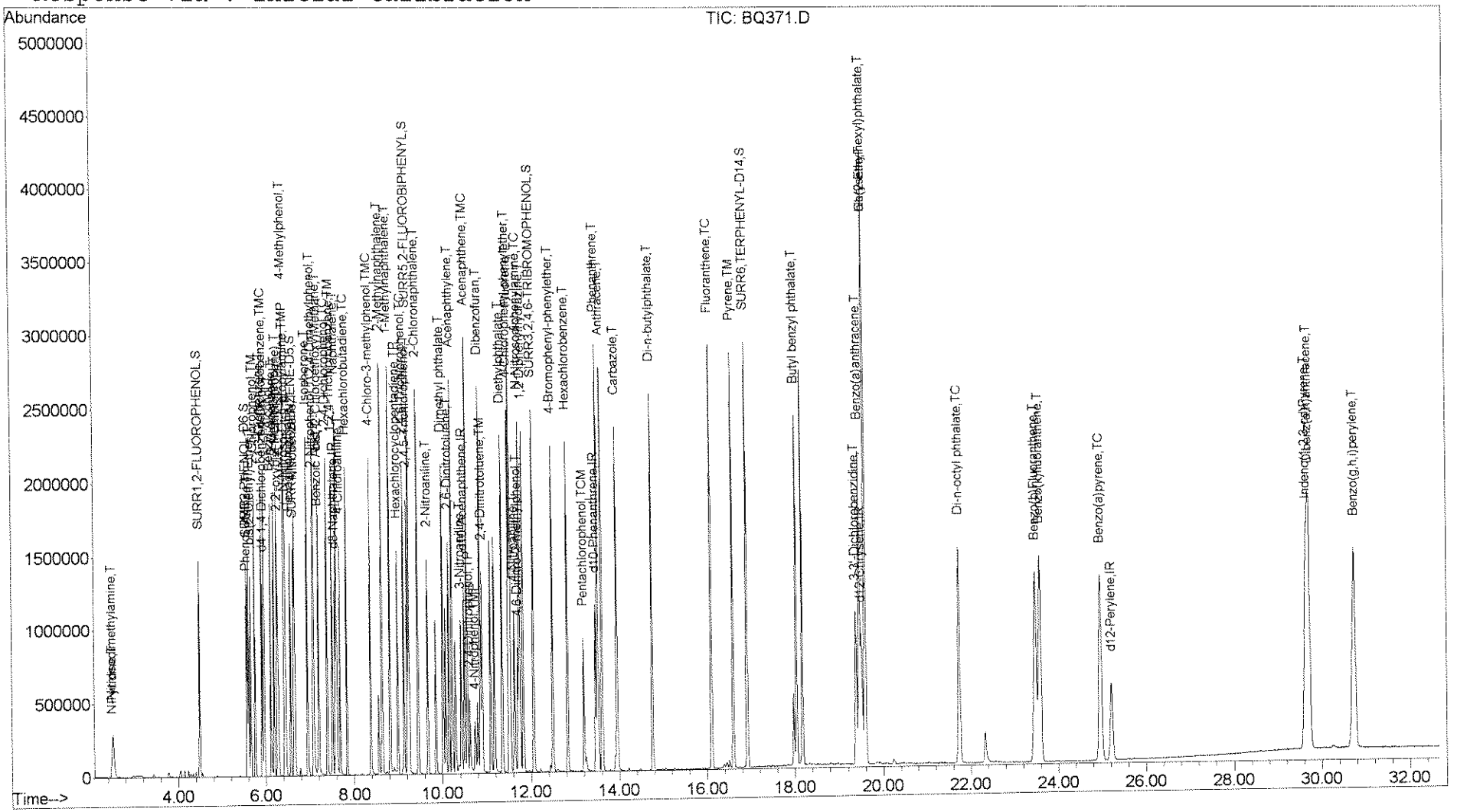

Extraction Tec	[illegible]	Spiked By:	[illegible]
Extraction Date:	11/21/2007		
Concentration Tech:	CMK	Spk Witness:	CMK
40 Day HT:	12/31/2007		

Prep Method:
- ☐ 3540C
- ☐ 3550B
- ☒ 3510C
- ☐ 3520C
- ☐ 3580A

Key — COLUMBIA ANALYTICAL SERVICES - ROCHESTER,NY
Color: C = Colorless; Y = Yellow; B = Brown; BL = Black; G = Grey
Clarity: CLR = Clear; CDY = Cloudy; OP = Opaque
Soils: F = Fine/Sand; M = Medium/Soil; C = Coarse/Rocks

Batch ID: E112107C

Client / Sub. #	Sample ID	Initial Wt. (g) or Volume (ml)	Appearance (see key)	Analysis (Test) Requested	pH REC'D pH	pH Check (water only) BN > 11 1	BN > 11 2	Acid < 2 1	Acid < 2 2	Conc. Date	Final Volume (ml)	Date Complete	Comments / Emulsions
Run# 153591 (PAH)													Run# 153592 (TCL)
1057327	BLK	1000	C-ck	8270/~~625~~	6	✓	✓	✓	✓	11/26/07	1 ml	11/26/07	1057332
28	LCS	1000		8270/~~625~~	6	—	✓	—	✓		1 ml		333
29	LCSD	1000		8270/~~625~~	6	—	✓	—	✓		1 ml		334
[redacted] R40971	1056297	950 ml	Y-cdy	8270C.PAH	7	—	✓	—	✓		1 ml		DUE 11/30 SFV.
	1056298	920 ml		8270C.PAH	7	—	✓	—	✓		1 ml		
	1056299	1020 ml		8270C.PAH	7	—	✓	—	✓		1 ml		
	1056300	1060 ml		8270C.PAH	7	—	✓	—	✓		1 ml		
	1056301	1060 ml	C-CLR	8270C.TCL	7	—	✓	—	✓		1 ml		
1057330	1056301 MS	1020 ml		8270C.TCL	7	—	✓	—	✓		1 ml		
1057331	1056301 MSD	1060 ml		8270C.TCL	7	—	✓	—	✓		1 ml		
	1056304	1060 ml	Y-cdy	8270C.TCL	7	—	✓	—	✓		1 ml		
[redacted] R40912	1055143	1000 ml	C-ck	8270C.TCLP	7	—	✓	—	✓		1 ml		
	EQBLK	1000 ml		8270C.TCLP	7	—	✓	—	✓		1 ml		

[illegible] 11/21/07

Spikes:

		Amt.	Conc.	Lot#
☒	AE/BN Surrogate	1 ml	100-200 ppm	0-559-91-B
☐	BN Surrogate	ml	ppm	
☐	680 Surrogate	ml	ppm	
☐	TCLP A/BN Spike	ml	ppm	
☒	8270 LCS MIX 1	1 ml	100 ppm	0-559-80-A
☐	Chloropiridine Spike	ml	ppm	
☐	Custom List Spike	ml	ppm	
☐	Phthalate Spike	ml	ppm	
☐	SIM PAH Spike	ml	ppm	
☐	Other: Benzidine Spike	ml	ppm	

(All samples spiked with Surrogate; LCS/LCSD, MS/MSD had spike added.)

Clean-Ups: ☒ None

Method Summary:
1000mls sample extracted with 60mls MeCl2 3x at a Ph<2 for 2 min. repeat at pH >11.

Solvents:

☐ 50:50 Ace:MeCl2	Lot #	☐ Hexane	Lot#	☒ Sulfuric Acid	Lot# 0-785-37-7
☒ MeCl2	Lot # 0-344-34-0	☐ Ether	Lot#	☒ Sodium Hydroxide	Lot# 0-344-32-0
☐ Acetone	Lot #	☒ Sodium Sulfate	Lot# 0-785-84-8	☐ Other:	Lot#

000091

10 µL 4000 ppm 1STD to 1.0 mL
0-559-90F

5973-A

ont'ed
0-559-66I

13/07		Tune check 50 ng DFTPP Tunchek.m	BQ196	YT 10:21AM	R-40768	37	E+E	1053
		Calibration check 80 ppm 82701107.m	197	check only	R-40796	38	IBM	1053
		Calibration check 80 ppm 360E1105.m	198	check only	R-40776	39	GWI	105:
		130 ppm	199	—	R-39874	40	FRO	1038
	1	BLK	200	Ym		41		1038
59-99B	2	Initial calibration 5.0 ppm 82701113.m	201	YS	R-40510	42	Xerox	104
C	3	10	02	YS	R-40738	43	ET	105:
D	4	50	03	YS				
E	5	80	04	YS				
F	6	100	05	YS				
G	7	120	06	YS				
H	8	160	07	YS				
59-95H	9	ICV#1	08	YC				
95J	10	ICV#2	09	YC				
95D	11	ICV#3	10	YC				
	12	Tune check 50 ng DFTPP Tunchek.m	211	Y 9:50pm				
	13	Calibration check 80 ppm 82701113.m	212	YC			BQ212	
	14	Calibration check 80 ppm 360E1105.m	BQ 213	YC			252080	
-40482	15	[redacted] 1048746 1.06×13×5=68.9 8270360E 10/30/07 W	14	Y			947094	
	16	1049234 0.98	15	Y			542539	
	17	1049235 ~~0.97×5=4.85×2=~~ 0.97×7=6.79	16	Y			980729	
	18	1049236 0.94	17	Y			962156	
	19	1049237 0.95	18	Y			980338	
	20	1049443 0.94×5×20=94	19	Y				
	21	1049444 0.94×5×10=47	20	Y				
-40590	22	[redacted] 1050179 1.02 8270360E 10/31/07 W	21	Y				
	23	1050180 0.98	22	Y				
-40650 2nd 11/1/07	24	[redacted] 1050997 1.0 8270360E 11/2/07 W	23	Y				
	25	1051010 1.0	24	Y				
	26	1051095 1.0	25	Y				
	27	1051021 0.94	BQ 226	Y				
-40647	28	TVGA 1050683 1.0×10 8270TCU 11/2/07 W	27	NO Rpt Y4				
-40626	29	[redacted] 1050788 0.99 8270DCU 11/2/07 W	BQ 228	Y 9:22AM				
-40738	30	[redacted] 1054443 BLK 6×5 PPL 11/2/07 W	29	Ym				
	31	1054444 LCS R-39889 6×5 ELFM R-40768 6×5 PPL	30	YQ OK				
	32	1054445 LCSD R-40796 6×5 IBME	31	YQ OK				
	33	1052729 0.94×10 R-40776 6×5 RSR	32	No Rpt St V.				
	34	1052730 0.94	33	Y				
-39886	35	[redacted] 1039123 0.92 6×5 ELFM 11/2/07 W	34	Y				
-40768	36	[redacted] 1053180 0.95 6×5 PPL 11/2/07 W	BQ 235	Y				

10 µL of 4000 ppm ISTD to 1.0 mL
0-559-90E

5973-A

0-559-106B

11/27/07		Tune Check 50ng DFTPP Tuncheck.m		BQ360	YT 9:47Am
	1	Calibration Check 80 ppm 82701113.m		BQ361	YC
R-40971	2 [redacted]	1057327 BLK	8270PAH 11/21/07 W	BQ362	Ym
	3	1057328 MS	R-40912 8270TCLP	63	YQ Pyridine =27% <25% (TCLP)
	4	1057329 LCSD		64	YQ
	5	1056297 1.05		65	Y
	6	1056298 1.09		66	Y
	7	1056299 0.98		67	Y
	8	1056300 0.94		68	Y
	9	1056301 0.94	8270TCLP	69	Y
	10	1057330 MS 0.98		70	YQ olc
	11	1057331 MSD 0.94		71	YQ olc.
	12	1056304 0.94		72	Y
R-40912,	13 [redacted]	1055143	8270TCLP 11/21/07 W	73	Y
	14	1057347 S60B11C		BQ374	Ym 8:24pm.
	15 [redacted]	1051583 PL Check		BQ375	/

BQ361
225718
853887
496195
922612
1019993
1062928

ZM

METALS DATA

Columbia Analytical Services

METALS
COVER PAGE - INORGANIC ANALYSES DATA PACKAGE

Contract: R2740971 SDG No.: 1056297

Lab Code: Case No.: SAS No.:

SOW No.: SW846 CLP-M Client: Haley & Aldrich of New York

Sample No.	Lab Sample ID.
MW-101	1056297
MW-101D	1056297D
MW-101S	1056297S
MW-102	1056299
MW-103	1056300

Were ICP interelement corrections applied? Yes/No YES

Were ICP background corrections applied? Yes/No YES

If yes-were raw data generated before application of background corrections? Yes/No NO

Comments: See Attached Case Narrative

I certify that this data package is in compliance with the terms and conditions of the contract, both technically and for completeness, for other than the conditions detailed above. Release of the data contained in this hardcopy data package and in the computer-readable data submitted on diskette has been authorized by the Laboratory Manager or the Manager's designee, as verified by the following signature.

Signature: Michael K. Perry Name: Michael K. Perry

Date: 12/19/07 Title: Laboratory Manager

METALS

-1-

INORGANIC ANALYSIS DATA SHEET

SAMPLE NO.

MW-101

Contract: R2740971

Lab Code: Case No.: SAS No.: SDG NO.: 1056297

Matrix (soil/water): WATER Lab Sample ID: 1056297

Level (low/med): LOW Date Received: 11/20/07

Concentration Units (ug/L or mg/kg dry weight): µG/L

CAS No.	Analyte	Concentration	C	Q	M
7429-90-5	Aluminum	268			P
7440-36-0	Antimony	7.9	U		P
7440-38-2	Arsenic	3.8	U		P
7440-39-3	Barium	18.1	U		P
7440-41-7	Beryllium	0.22	U		P
7440-43-9	Cadmium	0.38	U		P
7440-70-2	Calcium	315000			P
7440-47-3	Chromium	0.62	B		P
7440-48-4	Cobalt	2.0	U		P
7440-50-8	Copper	4.9	U		P
7439-89-6	Iron	5560			P
7439-92-1	Lead	4.4	B		P
7439-95-4	Magnesium	18300			P
7439-96-5	Manganese	115			P
7439-97-6	Mercury	0.01	U		CV
7440-02-0	Nickel	7.4	B		P
7440-09-7	Potassium	7700			P
7782-49-2	Selenium	3.7	U		P
7440-22-4	Silver	0.76	B		P
7440-23-5	Sodium	26600			P
7440-28-0	Thallium	8.1	B		P
7440-62-2	Vanadium	2.1	U		P
7440-66-6	Zinc	30.5	U		P

Color Before: COLORLESS Clarity Before: CLEAR Texture:

Color After: COLORLESS Clarity After: CLEAR Artifacts:

Comments:

Columbia Analytical Services

METALS

-1-

INORGANIC ANALYSIS DATA SHEET

SAMPLE NO.

MW-102

Contract: R2740971

Lab Code: Case No.: SAS No.: SDG NO.: 1056297

Matrix (soil/water): WATER Lab Sample ID: 1056299

Level (low/med): LOW Date Received: 11/20/07

Concentration Units (ug/L or mg/kg dry weight): µG/L

CAS No.	Analyte	Concentration	C	Q	M
7429-90-5	Aluminum	283			P
7440-36-0	Antimony	7.9	U		P
7440-38-2	Arsenic	3.8	U		P
7440-39-3	Barium	58.3			P
7440-41-7	Beryllium	0.22	U		P
7440-43-9	Cadmium	0.38	U		P
7440-70-2	Calcium	258000			P
7440-47-3	Chromium	1.3	B		P
7440-48-4	Cobalt	2.6	B		P
7440-50-8	Copper	4.9	U		P
7439-89-6	Iron	526			P
7439-92-1	Lead	4.2	B		P
7439-95-4	Magnesium	22300			P
7439-96-5	Manganese	56.6			P
7439-97-6	Mercury	0.01	U		CV
7440-02-0	Nickel	17.1	B		P
7440-09-7	Potassium	13100			P
7782-49-2	Selenium	20.4			P
7440-22-4	Silver	0.83	B		P
7440-23-5	Sodium	53300			P
7440-28-0	Thallium	5.8	B		P
7440-62-2	Vanadium	2.6	B		P
7440-66-6	Zinc	33.9	B		P

Color Before: COLORLESS Clarity Before: CLEAR Texture:

Color After: COLORLESS Clarity After: CLEAR Artifacts:

Comments:

Columbia Analytical Services

METALS

-1-

INORGANIC ANALYSIS DATA SHEET

SAMPLE NO.

MW-103

Contract: R2740971

Lab Code: Case No.: SAS No.: SDG NO.: 1056297

Matrix (soil/water): WATER Lab Sample ID: 1056300

Level (low/med): LOW Date Received: 11/20/07

Concentration Units (ug/L or mg/kg dry weight): µG/L

CAS No.	Analyte	Concentration	C	Q	M
7429-90-5	Aluminum	17.1	U		P
7440-36-0	Antimony	7.9	U		P
7440-38-2	Arsenic	3.8	U		P
7440-39-3	Barium	370			P
7440-41-7	Beryllium	0.22	U		P
7440-43-9	Cadmium	0.38	U		P
7440-70-2	Calcium	81200			P
7440-47-3	Chromium	1.2	B		P
7440-48-4	Cobalt	2.0	U		P
7440-50-8	Copper	4.9	U		P
7439-89-6	Iron	8950			P
7439-92-1	Lead	4.5	B		P
7439-95-4	Magnesium	4740			P
7439-96-5	Manganese	136			P
7439-97-6	Mercury	0.01	U		CV
7440-02-0	Nickel	1.6	U		P
7440-09-7	Potassium	1590	B		P
7782-49-2	Selenium	3.7	U		P
7440-22-4	Silver	0.77	B		P
7440-23-5	Sodium	3340			P
7440-28-0	Thallium	3.7	U		P
7440-62-2	Vanadium	2.1	U		P
7440-66-6	Zinc	30.5	U		P

Color Before: COLORLESS Clarity Before: CLEAR Texture:

Color After: COLORLESS Clarity After: CLEAR Artifacts:

Comments:

METALS

-2A-

INITIAL AND CONTINUING CALIBRATION VERIFICATION

Contract: R2740971

Lab Code: Case No.: SAS No.: SDG NO.: 1056297

Initial Calibration Source: PE PURE

Continuing Calibration Source: PE PURE

Concentration Units: ug/L

Analyte	Initial Calibration			Continuing Calibration					M
	True	Found	%R(1)	True	Found	%R(1)	Found	%R(1)	
Aluminum	10000.0	9966.57	99.7	10000.0	10015.58	100.2	10134.39	101.3	P
Antimony	5000.0	5198.58	104.0	5000.0	5129.82	102.6	4789.70	95.8	P
Arsenic	1000.0	1023.26	102.3	1000.0	1012.34	101.2	1015.60	101.6	P
Barium	5000.0	4804.31	96.1	10000.0	10164.15	101.6	10214.06	102.1	P
Beryllium	250.0	262.35	104.9	250.0	260.66	104.3	266.83	106.7	P
Cadmium	500.0	517.47	103.5	500.0	516.74	103.3	528.82	105.8	P
Calcium	25000.0	24331.87	97.3	50000.0	51627.48	103.3	52391.54	104.8	P
Chromium	500.0	516.79	103.4	500.0	516.62	103.3	524.19	104.8	P
Cobalt	2500.0	2611.41	104.5	2500.0	2604.75	104.2	2639.72	105.6	P
Copper	1250.0	1273.97	101.9	1250.0	1269.09	101.5	1263.39	101.1	P
Iron	5000.0	5128.12	102.6	5000.0	5153.62	103.1	5312.88	106.3	P
Lead	500.0	520.82	104.2	500.0	516.03	103.2	518.63	103.7	P
Magnesium	25000.0	25693.20	102.8	25000.0	25799.05	103.2	27048.39	108.2	P
Manganese	375.0	372.53	99.3	750.0	797.34	106.3	801.57	106.9	P
Mercury	3.0	2.97	99.0	3.0	2.96	98.7	2.94	98.0	CV
Nickel	2000.0	2115.32	105.8	2000.0	2105.38	105.3	2022.78	101.1	P
Potassium	25000.0	23909.10	95.6	50000.0	51031.88	102.1	50816.94	101.6	P
Selenium	500.0	517.14	103.4	500.0	510.77	102.2	509.11	101.8	P
Silver	500.0	502.39	100.5	500.0	500.04	100.0	466.25	93.3	P
Sodium	25000.0	24152.22	96.6	50000.0	51319.04	102.6	51287.70	102.6	P
Thallium	1000.0	1051.58	105.2	1000.0	1037.27	103.7	1002.79	100.3	P
Vanadium	2500.0	2574.46	103.0	2500.0	2556.19	102.2	2527.17	101.1	P
Zinc	500.0	472.79	94.6	1000.0	1037.72	103.8	1025.70	102.6	P

(1) Control Limits: Mercury 80-120; Other Metals 90-110; Cyanide 85-115

METALS

-2A-

INITIAL AND CONTINUING CALIBRATION VERIFICATION

Contract: R2740971

Lab Code: Case No.: SAS No.: SDG NO.: 1056297

Initial Calibration Source:

Continuing Calibration Source: PE PURE

Concentration Units: ug/L

Analyte	Initial Calibration			Continuing Calibration					M
	True	Found	%R(1)	True	Found	%R(1)	Found	%R(1)	
Aluminum				10000.0	10329.04	103.3	10173.12	101.7	P
Antimony				5000.0	4807.72	96.2	4782.69	95.7	P
Arsenic				1000.0	1022.32	102.2	1016.71	101.7	P
Barium				10000.0	10276.85	102.8	10284.42	102.8	P
Beryllium				250.0	270.07	108.0	266.51	106.6	P
Cadmium				500.0	536.31	107.3	531.06	106.2	P
Calcium				50000.0	52562.71	105.1	52687.35	105.4	P
Chromium				500.0	533.41	106.7	527.83	105.6	P
Cobalt				2500.0	2673.09	106.9	2646.35	105.9	P
Copper				1250.0	1273.49	101.9	1256.51	100.5	P
Iron				5000.0	5401.85	108.0	5316.53	106.3	P
Lead				500.0	521.73	104.3	520.31	104.1	P
Magnesium				25000.0	27413.31	109.7	27007.36	108.0	P
Manganese				750.0	807.47	107.7	806.66	107.6	P
Mercury				3.0	3.06	102.0	3.02	100.7	CV
Nickel				2000.0	2041.57	102.1	2024.24	101.2	P
Potassium				50000.0	51336.30	102.7	51566.61	103.1	P
Selenium				500.0	513.02	102.6	508.29	101.7	P
Silver				500.0	471.72	94.3	467.97	93.6	P
Sodium				50000.0	51622.02	103.2	51919.35	103.8	P
Thallium				1000.0	1007.64	100.8	1002.15	100.2	P
Vanadium				2500.0	2547.58	101.9	2530.17	101.2	P
Zinc				1000.0	1040.37	104.0	1039.00	103.9	P

(1) Control Limits: Mercury 80-120; Other Metals 90-110; Cyanide 85-115

METALS

-2A-

INITIAL AND CONTINUING CALIBRATION VERIFICATION

Contract: R2740971

Lab Code: Case No.: SAS No.: SDG NO.: 1056297

Initial Calibration Source:

Continuing Calibration Source: PE PURE

Concentration Units: ug/L

Analyte	Initial Calibration True	Initial Calibration Found	Initial Calibration %R(1)	Continuing Calibration True	Continuing Calibration Found	Continuing Calibration %R(1)	Continuing Calibration Found	Continuing Calibration %R(1)	M
Aluminum				10000.0	10134.10	101.3	10377.27	103.8	P
Antimony				5000.0	4759.48	95.2	4864.75	97.3	P
Arsenic				1000.0	1005.23	100.5	1039.70	104.0	P
Barium				10000.0	10264.23	102.6	10379.70	103.8	P
Beryllium				250.0	266.78	106.7	277.36	110.9	P
Cadmium				500.0	528.48	105.7	535.42	107.1	P
Calcium				50000.0	52436.21	104.9	52994.49	106.0	P
Chromium				500.0	524.70	104.9	532.01	106.4	P
Cobalt				2500.0	2636.69	105.5	2661.36	106.5	P
Copper				1250.0	1264.06	101.1	1265.92	101.3	P
Iron				5000.0	5312.88	106.3	5430.29	108.6	P
Lead				500.0	516.27	103.3	530.94	106.2	P
Magnesium				25000.0	27001.50	108.0	28198.22	112.8	P
Manganese				750.0	803.96	107.2	812.93	108.4	P
Mercury				3.0	3.04	101.3	3.07	102.3	CV
Nickel				2000.0	2024.52	101.2	2027.79	101.4	P
Potassium				50000.0	51961.01	103.9	51595.67	103.2	P
Selenium				500.0	504.83	101.0	520.96	104.2	P
Silver				500.0	467.46	93.5	468.28	93.7	P
Sodium				50000.0	52281.64	104.6	51943.19	103.9	P
Thallium				1000.0	994.48	99.4	1020.61	102.1	P
Vanadium				2500.0	2538.44	101.5	2546.71	101.9	P
Zinc				1000.0	1034.14	103.4	1062.97	106.3	P

(1) Control Limits: Mercury 80-120; Other Metals 90-110; Cyanide 85-115

METALS

-2A-

INITIAL AND CONTINUING CALIBRATION VERIFICATION

Contract: R2740971

Lab Code: Case No.: SAS No.: SDG NO.: 1056297

Initial Calibration Source:

Continuing Calibration Source: PE PURE

Concentration Units: ug/L

Analyte	Initial Calibration			Continuing Calibration					M
	True	Found	%R(1)	True	Found	%R(1)	Found	%R(1)	
Barium				10000.0	10256.80	102.6			P
Calcium				50000.0	53293.01	106.6			P
Manganese				750.0	805.36	107.4			P
Potassium				50000.0	51141.84	102.3			P
Sodium				50000.0	51444.14	102.9			P
Zinc				1000.0	1068.32	106.8			P

(1) Control Limits: Mercury 80-120; Other Metals 90-110; Cyanide 85-115

Columbia Analytical Services

METALS
-2B-
CRDL STANDARD FOR AA AND ICP

Contract: R2740971

Lab Code: Case No.: SAS No.: SDG No.: 1056297

AA CRDL Standard Source:

ICP CRDL Standard Source: CPI

Concentration Units: ug/L

Analyte	CRDL Standard for AA			CRDL Standard for ICP				
				Initial			Final	
	True	Found	%R	True	Found	%R	Found	%R
Aluminum				200.0	195.13	97.6	158.56	79.3
Antimony				60.0	63.33	105.6	61.53	102.6
Arsenic				20.0	17.90	89.5	17.38	86.9
Barium				200.0	199.77	99.9	200.35	100.2
Beryllium				5.0	5.22	104.4	5.22	104.4
Cadmium				10.0	10.35	103.5	10.51	105.1
Calcium				5000.0	5061.15	101.2	5117.45	102.3
Chromium				10.0	10.29	102.9	10.91	109.1
Cobalt				50.0	54.30	108.6	54.66	109.3
Copper				25.0	27.79	111.2	25.86	103.4
Iron				100.0	102.34	102.3	119.39	119.4
Lead				10.0	11.65	116.5	14.23	142.3
Magnesium				1000.0	1065.09	106.5	1188.82	118.9
Manganese				15.0	12.69	84.6	14.37	95.8
Mercury	0.2	0.19	95.0					
Nickel				40.0	43.18	107.9	42.63	106.6
Potassium				5000.0	5046.02	100.9	4962.50	99.3
Selenium				10.0	8.03	80.3	9.24	92.4
Silver				10.0	9.76	97.6	9.34	93.4
Sodium				5000.0	5064.49	101.3	5009.06	100.2
Thallium				20.0	22.64	113.2	22.18	110.9
Vanadium				50.0	51.07	102.1	50.61	101.2
Zinc				60.0	54.25	90.4	46.95	78.3

METALS
-2B-
CRDL STANDARD FOR AA AND ICP

Contract: R2740971

Lab Code: Case No.: SAS No.: SDG No.: 1056297

AA CRDL Standard Source:

ICP CRDL Standard Source: CPI

Concentration Units: ug/L

Analyte	CRDL Standard for AA			CRDL Standard for ICP				
				Initial			Final	
	True	Found	%R	True	Found	%R	Found	%R
Aluminum				200.0			158.29	79.1
Antimony				60.0			61.37	102.3
Arsenic				20.0			17.22	86.1
Barium				200.0			207.26	103.6
Beryllium				5.0			5.33	106.6
Cadmium				10.0			10.56	105.6
Calcium				5000.0			5095.35	101.9
Chromium				10.0			10.85	108.5
Cobalt				50.0			54.79	109.6
Copper				25.0			25.34	101.4
Iron				100.0			107.51	107.5
Lead				10.0			14.63	146.3
Magnesium				1000.0			1157.66	115.8
Manganese				15.0			15.24	101.6
Nickel				40.0			43.21	108.0
Potassium				5000.0			4956.99	99.1
Selenium				10.0			9.43	94.3
Silver				10.0			9.48	94.8
Sodium				5000.0			4983.27	99.7
Thallium				20.0			22.37	111.8
Vanadium				50.0			51.44	102.9
Zinc				60.0			50.40	84.0

METALS
-2B-
CRDL STANDARD FOR AA AND ICP

Contract: R2740971

Lab Code: Case No.: SAS No.: SDG No.: 1056297

AA CRDL Standard Source: CPI

ICP CRDL Standard Source: CPI

Concentration Units: ug/L

Analyte	CRDL Standard for AA			CRDL Standard for ICP				
				Initial			Final	
	True	Found	%R	True	Found	%R	Found	%R
Mercury	0.2	0.19	95.0					

METALS

-3-

BLANKS

Contract: R2740971

Lab Code: Case No.: SAS No.: SDG NO.: 1056297

Preparation Blank Matrix (soil/water): WATER

Preparation Blank Concentration Units (ug/L or mg/kg): UG/L

Analyte	Initial Calib. Blank (ug/L)	C	Continuing Calibration Blank (ug/L) 1	C	2	C	3	C	Preparation Blank	C	M
Aluminum	17.1	U	17.1	U	-44.7	B	-43.9	B	-46.438	B	P
Antimony	7.9	U	7.9	U	7.9	U	7.9	U	7.880	U	P
Arsenic	3.8	U	3.8	U	3.8	U	3.8	U	-5.504	B	P
Barium	18.1	U	18.1	U	18.1	U	18.1	U	18.100	U	P
Beryllium	0.2	U	0.2	U	0.2	U	0.2	U	0.218	U	P
Cadmium	0.4	U	0.4	U	0.4	U	0.4	U	0.382	U	P
Calcium	60.4	U	60.4	U	60.4	U	60.4	U	60.400	U	P
Chromium	0.6	U	0.6	U	0.6	U	0.6	U	0.647	B	P
Cobalt	2.0	U	2.0	U	2.0	U	2.0	U	1.960	U	P
Copper	4.9	U	4.9	U	4.9	U	4.9	U	4.920	U	P
Iron	13.2	U	13.2	U	13.2	U	13.2	U	13.200	U	P
Lead	0.8	U	0.8	U	3.4	B	3.9	B	3.294	B	P
Magnesium	49.0	U	49.0	U	58.6	B	49.0	U	49.000	U	P
Manganese	2.7	U	2.7	U	2.7	U	2.7	U	2.740	U	P
Mercury	0.01	U	0.01	U	0.01	U	0.01	U	0.014	U	CV
Nickel	1.6	U	1.6	U	1.6	U	1.6	U	1.590	U	P
Potassium	269.0	U	269.0	U	269.0	U	269.0	U	269.000	U	P
Selenium	3.7	U	3.7	U	3.7	U	3.7	U	3.740	U	P
Silver	0.7	U	0.7	U	0.9	B	0.7	U	0.744	U	P
Sodium	172.0	U	172.0	U	172.0	U	172.0	U	172.000	U	P
Thallium	3.7	U	3.7	U	3.7	U	3.7	U	3.680	U	P
Vanadium	2.1	U	2.1	U	2.1	U	2.1	U	2.140	U	P
Zinc	30.5	U	30.5	U	30.5	U	30.5	U	30.500	U	P

METALS

-3-

BLANKS

Contract: R2740971

Lab Code: Case No.: SAS No.: SDG NO.: 1056297

Preparation Blank Matrix (soil/water): WATER

Preparation Blank Concentration Units (ug/L or mg/kg): UG/L

Analyte	Initial Calib. Blank (ug/L)	C	Continuing Calibration Blank (ug/L) 1	C	2	C	3	C	Preparation Blank	C	M
Aluminum			-47.7	B	-45.7	B	-48.6	B			P
Antimony			7.9	U	8.5	B	7.9	U			P
Arsenic			3.8	U	3.8	U	3.8	U			P
Barium			18.1	U	18.1	U	18.1	U			P
Beryllium			0.2	U	0.2	U	0.2	U			P
Cadmium			0.4	U	0.4	U	0.4	U			P
Calcium			60.4	U	60.4	U	60.4	U			P
Chromium			0.6	U	0.6	U	0.6	U			P
Cobalt			2.0	U	2.0	U	2.0	U			P
Copper			4.9	U	4.9	U	4.9	U			P
Iron			13.2	U	13.2	U	13.2	U			P
Lead			3.7	B	3.8	B	3.4	B			P
Magnesium			49.0	U	49.0	U	49.0	U			P
Manganese			2.7	U	2.7	U	2.7	U			P
Mercury			0.01	U	0.01	U	0.01	U			CV
Nickel			1.6	U	1.6	U	1.6	U			P
Potassium			269.0	U	269.0	U	269.0	U			P
Selenium			3.7	U	3.7	U	3.7	U			P
Silver			0.8	B	0.7	U	0.7	U			P
Sodium			172.0	U	172.0	U	172.0	U			P
Thallium			3.7	U	3.7	U	3.7	U			P
Vanadium			2.1	U	2.1	U	2.1	U			P
Zinc			30.5	U	30.5	U	30.5	U			P

METALS

-3-

BLANKS

Contract: R2740971

Lab Code: Case No.: SAS No.: SDG NO.: 1056297

Preparation Blank Matrix (soil/water): WATER

Preparation Blank Concentration Units (ug/L or mg/kg): UG/L

Analyte	Initial Calib. Blank (ug/L)	C	Continuing Calibration Blank (ug/L) 1	C	2	C	3	C	Preparation Blank	C	M
Barium			18.1	U							P
Calcium			60.4	U							P
Manganese			2.7	U							P
Potassium			269.0	U							P
Sodium			172.0	U							P
Zinc			30.5	U							P

-4-

ICP INTERFERENCE CHECK SAMPLE

Contract: R2740971

Lab Code: Case No.: SAS No.: SDG NO.: 1056297

ICP ID Number: Optima ICP 3 ICS Source: PE PURE

Concentration Units): ug/L

Analyte	True		Initial Found			Final Found		
	Sol.A	Sol.AB	Sol.A	Sol.AB	%R	Sol.A	Sol.AB	%R
Aluminum	250000	250000	247492	248783.8	99.5	256945	256239.3	102.5
Antimony		600	0	624.3	104.1	1	585.4	97.6
Arsenic		100	-5	98.9	98.9	-1	100.0	100.0
Barium		500	-1	503.4	100.7	11	507.2	101.4
Beryllium		500	0	522.5	104.5	0	540.6	108.1
Cadmium		1000	1	976.4	97.6	1	1009.2	100.9
Calcium	250000	250000	248103	248374.5	99.3	253313	252648.4	101.1
Chromium		500	-3	511.2	102.2	-2	524.8	105.0
Cobalt		500	-1	475.1	95.0	-1	482.2	96.4
Copper		500	2	523.0	104.6	-2	522.4	104.5
Iron	100000	100000	92405	93467.2	93.5	97136	97828.9	97.8
Lead		50	3	53.1	106.1	8	58.3	116.6
Magnesium	250000	250000	246693	248235.4	99.3	262907	261837.1	104.7
Manganese		500	1	515.3	103.1	4	518.4	103.7
Nickel		1000	0	981.6	98.2	1	951.2	95.1
Potassium			-52	-302.5		65	-374.6	
Selenium		50	-5	40.2	80.4	-6	45.4	90.8
Silver		200	3	197.9	99.0	0	184.1	92.0
Sodium			-45	-54.4		-70	-81.4	
Thallium		100	-3	104.6	104.6	-1	101.9	101.9
Vanadium		500	-2	507.7	101.5	1	508.7	101.7
Zinc		1000	-5	962.4	96.2	-16	966.1	96.6

-4-

ICP INTERFERENCE CHECK SAMPLE

Contract: R2740971

Lab Code: Case No.: SAS No.: SDG NO.: 1056297

ICP ID Number: Optima ICP 3 ICS Source: PE PURE

Concentration Units): ug/L

Analyte	True Sol.A	True Sol.AB	Initial Found Sol.A	Initial Found Sol.AB	Initial Found %R	Final Found Sol.A	Final Found Sol.AB	Final Found %R
Aluminum	250000	250000	0	0.0		259094	253601.8	101.4
Antimony		600	0	0.0		1	577.5	96.2
Arsenic		100	0	0.0		0	97.8	97.8
Barium		500	0	0.0		-1	508.8	101.8
Beryllium		500	0	0.0		0	534.1	106.8
Cadmium		1000	0	0.0		1	989.9	99.0
Calcium	250000	250000	0	0.0		257721	256407.5	102.6
Chromium		500	0	0.0		-2	516.3	103.3
Cobalt		500	0	0.0		-1	478.2	95.6
Copper		500	0	0.0		-2	515.4	103.1
Iron	100000	100000	0	0.0		97690	96207.8	96.2
Lead		50	0	0.0		8	58.3	116.7
Magnesium	250000	250000	0	0.0		264022	258452.6	103.4
Manganese		500	0	0.0		4	525.3	105.1
Nickel		1000	0	0.0		1	929.7	93.0
Potassium			0	0.0		-264	-379.8	
Selenium		50	0	0.0		-6	48.5	97.0
Silver		200	0	0.0		1	180.8	90.4
Sodium			0	0.0		-73	-76.5	
Thallium		100	0	0.0		-2	100.6	100.6
Vanadium		500	0	0.0		2	501.3	100.3
Zinc		1000	0	0.0		-26	988.6	98.9

Columbia Analytical Services

METALS
-5A-
SPIKE SAMPLE RECOVERY

SAMPLE NO.

MW-101S

Contract: R2740971

Lab Code: Case No.: SAS No.: SDG NO.: 1056297

Matrix (soil/water): WATER Level (low/med): LOW

% Solids for Sample: 0.0

Concentration Units (ug/L or mg/kg dry weight): µG/L

Analyte	Control Limit %R	Spiked Sample Result (SSR)	C	Sample Result (SR)	C	Spike Added (SA)	%R	Q	M
Aluminum	75 - 125	2247.2305		267.7909		2000.00	99.0		P
Antimony	75 - 125	470.4744		7.8800	U	500.00	94.1		P
Arsenic	75 - 125	40.8050		3.7900	U	40.00	102.0		P
Barium	75 - 125	2013.8872		18.1000	U	2000.00	100.7		P
Beryllium	75 - 125	51.6451		0.2180	U	50.00	103.3		P
Cadmium	75 - 125	48.4390		0.3820	U	50.00	96.9		P
Calcium		332878.6250		315420.2188		2000.00	872.9		P
Chromium	75 - 125	205.4742		0.6244	B	200.00	102.4		P
Cobalt	75 - 125	497.8875		1.9600	U	500.00	99.6		P
Copper	75 - 125	253.9108		4.9200	U	250.00	101.6		P
Iron		6651.4370		5560.7637		1000.00	109.1		P
Lead	75 - 125	490.9786		4.3659	B	500.00	97.3		P
Magnesium		20387.0605		18264.2461		2000.00	106.1		P
Manganese	75 - 125	645.1072		114.8212		500.00	106.1		P
Mercury	75 - 125	1.0425		0.0140	U	1.00	104.3		CV
Nickel	75 - 125	501.2411		7.4320	B	500.00	98.8		P
Potassium	75 - 125	28290.8867		7700.9287		20000.00	102.9		P
Selenium	75 - 125	946.1891		3.7400	U	1010.00	93.7		P
Silver	75 - 125	46.4712		0.7618	B	50.00	91.4		P
Sodium	75 - 125	47664.5820		26588.2188		20000.00	105.4		P
Thallium	75 - 125	1851.8278		8.0699	B	2000.00	92.2		P
Vanadium	75 - 125	506.6546		2.1400	U	500.00	101.3		P
Zinc	75 - 125	518.1745		30.5000	U	500.00	103.6		P

Comments:

Columbia Analytical Services

METALS
-5B-
POST DIGEST SPIKE SAMPLE RECOVERY

SAMPLE NO.

MW-101A

Contract: R2740971

Lab Code: Case No.: SAS No.: SDG NO.: 1056297

Matrix (soil/water): WATER Level (low/med): LOW

Concentration Units: ug/L

Analyte	Control Limit %R	Spiked Sample Result (SSR)	C	Sample Result (SR)	C	Spike Added(SA)	%R	Q	M
Aluminum		2207.53		267.79		2000.0	97.0		P
Antimony		448.82		7.88	U	500.0	89.8		P
Arsenic		41.33		3.79	U	40.0	103.3		P
Barium		1971.30		18.10	U	2000.0	98.6		P
Beryllium		49.62		0.22	U	50.0	99.2		P
Cadmium		46.44		0.38	U	50.0	92.9		P
Calcium		319929.47		315420.22		2000.0	225.5		P
Chromium		197.55		0.62	B	200.0	98.5		P
Cobalt		479.95		1.96	U	500.0	96.0		P
Copper		244.56		4.92	U	250.0	97.8		P
Iron		6437.90		5560.76		1000.0	87.7		P
Lead		471.82		4.37	B	500.0	93.5		P
Magnesium		19695.58		18264.25		2000.0	71.6		P
Manganese		631.88		114.82		500.0	103.4		P
Nickel		482.99		7.43	B	500.0	95.1		P
Potassium		27886.12		7700.93		20000.0	100.9		P
Selenium		937.25		3.74	U	1010.0	92.8		P
Silver		44.82		0.76	B	50.0	88.1		P
Sodium		46558.02		26588.22		20000.0	99.8		P
Thallium		1776.69		8.07	B	2000.0	88.4		P
Vanadium		487.05		2.14	U	500.0	97.4		P
Zinc		517.06		30.50	U	500.0	103.4		P

Comments:

METALS

-6-

DUPLICATES

SAMPLE NO.

MW-101D

Contract: R2740971

Lab Code: Case No.: SAS No.: SDG NO.: 1056297

Matrix (soil/water): WATER Level (low/med): LOW

% Solids for Sample: 0.0 % Solids for Duplicate:

Concentration Units (ug/L or mg/kg dry weight): µG/L

Analyte	Control Limit	Sample (S)	C	Duplicate (D)	C	RPD	Q	M
Aluminum	100.0	267.7909		264.2555		1.3		P
Antimony		7.8800	U	7.8800	U			P
Arsenic		3.7900	U	3.7900	U			P
Barium		18.1000	U	19.8868	B	200.0		P
Beryllium		0.2180	U	0.2180	U			P
Cadmium		0.3820	U	0.3820	U			P
Calcium		315420.2188		316645.1875		0.4		P
Chromium		0.6244	B	0.6748	B	7.8		P
Cobalt		1.9600	U	1.9600	U			P
Copper		4.9200	U	4.9200	U			P
Iron		5560.7637		5650.3604		1.6		P
Lead		4.3659	B	4.0327	B	7.9		P
Magnesium		18264.2461		18528.6387		1.4		P
Manganese		114.8212		113.3843		1.3		P
Mercury		0.0140	U	0.0140	U			CV
Nickel		7.4320	B	7.3953	B	0.5		P
Potassium	2000.0	7700.9287		7808.1494		1.4		P
Selenium		3.7400	U	3.7400	U			P
Silver		0.7618	B	0.7440	U	200.0		P
Sodium		26588.2188		26631.9336		0.2		P
Thallium		8.0699	B	8.9734	B	10.6		P
Vanadium		2.1400	U	2.1400	U			P
Zinc		30.5000	U	30.5000	U			P

METALS

-7-

LABORATORY CONTROL SAMPLE

Contract: R2740971

Lab Code: Case No.: SAS No.: SDG NO.: 1056297

Solid LCS Source:

Aqueous LCS Source: CPI

Analyte	Aqueous (ug/L) True	Found	%R	Solid (mg/kg) True	Found	C	Limits		%R
Aluminum	2000.0	1933.29	96.7						
Antimony	500.0	453.52	90.7						
Arsenic	40.0	36.66	91.7						
Barium	2000.0	1986.14	99.3						
Beryllium	50.0	51.40	102.8						
Cadmium	50.0	50.80	101.6						
Calcium	2000.0	2112.10	105.6						
Chromium	200.0	207.12	103.6						
Cobalt	500.0	522.75	104.6						
Copper	250.0	263.00	105.2						
Iron	1000.0	1054.42	105.4						
Lead	500.0	520.76	104.2						
Magnesium	2000.0	2135.03	106.8						
Manganese	500.0	511.61	102.3						
Mercury	1.0	1.03	103.0						
Nickel	500.0	509.48	101.9						
Potassium	20000.0	19279.89	96.4						
Selenium	1010.0	922.27	91.3						
Silver	50.0	46.06	92.1						
Sodium	20000.0	19600.58	98.0						
Thallium	2000.0	1963.80	98.2						
Vanadium	500.0	494.73	98.9						
Zinc	500.0	497.11	99.4						

METALS

ICP SERIAL DILUTIONS

SAMPLE NO.

MW-101L

Contract: R2740971

Lab Code: Case No.: SAS No.: SDG NO.: 1056297

Matrix (soil/water): WATER Level (low/med): LOW

Concentration Units: ug/L

Analyte	Initial Sample Result (I)	C	Serial Dilution Result (S)	C	% Difference	Q	M
Aluminum	267.79		85.50	U	100.0		P
Antimony	7.88	U	39.40	U			P
Arsenic	3.79	U	18.95	U			P
Barium	18.10	U	90.50	U			P
Beryllium	0.22	U	1.09	U			P
Cadmium	0.38	U	1.91	U			P
Calcium	315420.22		329420.55		4.4		P
Chromium	0.62	B	3.02	U	100.0		P
Cobalt	1.96	U	9.80	U			P
Copper	4.92	U	24.60	U			P
Iron	5560.76		5800.91		4.3		P
Lead	4.37	B	20.40	B	366.8		P
Magnesium	18264.25		19502.03		6.8		P
Manganese	114.82		126.49		10.2		P
Nickel	7.43	B	11.28	B	51.8		P
Potassium	7700.93		8862.97	B	15.1		P
Selenium	3.74	U	18.70	U			P
Silver	0.76	B	3.72	U	100.0		P
Sodium	26588.22		27223.90		2.4		P
Thallium	8.07	B	18.40	U	100.0		P
Vanadium	2.14	U	10.70	U			P
Zinc	30.50	U	152.50	U			P

METALS

-10-

INSTRUMENT DETECTION LIMITS (QUARTERLY)

Contract: R2740971

Lab Code: Case No.: SAS No.: SDG NO.: 1056297

ICP ID Number: Optima ICP 3 Date: 09/14/07

Flame AA ID Number:

Furnace AA ID Number:

Analyte	Wave-length	Back-ground	CRDL (ug/L)	IDL (ug/L)	M
Aluminum	308.22		100.0	17.1	P
Antimony	206.83		60.0	7.9	P
Arsenic	188.979		10.0	3.8	P
Barium	233.53		20.0	8.8	P
Beryllium	313.11		5.0	0.2	P
Cadmium	226.50		5.0	0.4	P
Calcium	317.933		1000.0	60.4	P
Chromium	267.72		10.0	0.6	P
Cobalt	228.62		50.0	2.0	P
Copper	324.75		20.0	4.9	P
Iron	238.863		100.0	13.2	P
Lead	220.35		5.0	0.8	P
Magnesium	279.08		1000.0	49.0	P
Manganese	257.61		10.0	1.4	P
Nickel	231.60		40.0	1.6	P
Potassium	766.49		2000.0	269.0	P
Selenium	196.03		10.0	3.7	P
Silver	328.07		10.0	0.7	P
Sodium	589.592		1000.0	172.0	P
Thallium	190.80		10.0	3.7	P
Vanadium	292.40		50.0	2.1	P
Zinc	206.20		40.0	1.6	P

Comments

METALS

-10-

INSTRUMENT DETECTION LIMITS (QUARTERLY)

Contract: R2740971

Lab Code: Case No.: SAS No.: SDG NO.: 1056297

ICP ID Number: Date: 10/03/07

Flame AA ID Number: PE FAA/CVAA

Furnace AA ID Number:

Analyte	Wave-length	Back-ground	CRDL (ug/L)	IDL (ug/L)	M
Mercury	253.70	BD	0.2	0.01	CV

Comments

Columbia Analytical Services

METALS

-11A-

ICP INTERELEMENT CORRECTION FACTORS (ANNUALLY)

Contract: R2740971

Lab Code: Case No.: SAS No.: SDG NO.: 1056297

ICP ID Number: Optima ICP 3 Date: 11/26/2007 CH 12/19/07

Analyte	Wave-length (nm)	Interelement Correction Factors for: Al	Ca	Fe	Mg
Aluminum	308.215	0.0000000	0.0508440	-0.0387812	0.0530024
Antimony	206.836	-0.0883137	-0.0058501	0.0112069	-0.0134241
Arsenic	188.979	0.0759403	0.0058633	-0.3974510	0.0171055
Barium	233.527	0.0014154	0.0010851	0.0243259	-0.0004785
Beryllium	313.107	-0.0004134	-0.0003540	-0.0002398	-0.0003493
Boron	249.773	0.1585550	0.0678307	2.5580499	0.0229478
Cadmium	226.502	-0.0014965	-0.0002652	0.0906516	0.0001802
Calcium	227.546	-0.2905890	0.0000000	-31.1439991	0.3979440
Chromium	267.716	0.0004373	0.0012663	-0.0095364	-0.0073740
Cobalt	228.616	0.0006920	0.0001767	0.0343929	0.0000792
Copper	324.754	0.0037333	0.0019825	-0.1256830	0.0003213
Iron	238.863	0.1027030	0.0973331	0.0000000	0.1516850
Lead	220.353	-0.1575760	-0.0035603	0.0026572	-0.0020190
Magnesium	279.077	-0.0115276	0.0056205	-1.1028100	0.0000000
Manganese	257.610	-0.0050696	-0.0001383	-0.0033629	0.0168045
Molybdenum	202.030	-0.0162940	0.0045799	-0.0328049	0.0003476
Nickel	231.604	-0.0009993	0.0009442	0.0077878	-0.0007905
Potassium	404.721	0.0000000	0.0000000	0.0000000	0.0000000
Selenium	196.026	-0.0338262	-0.0049138	-0.2321740	0.0236575
Silver	328.068	0.0003413	-0.0047364	-0.1449260	-0.0001738
Sodium	330.237	0.6153540	-1.9993700	-2.8375700	0.1066730
Strontium	460.733	-0.0044555	0.0143637	0.0089176	0.0024270
Thallium	190.801	0.0619465	-0.0576300	-0.0695685	-0.0289927
Tin	189.927	0.0301137	-0.1603510	-0.0229269	0.0052348
Titanium	337.279	0.0011887	0.0050382	0.0025621	0.0007940
Vanadium	292.402	0.0006309	0.0000902	-0.1112260	0.0003277
Zinc	206.200	-0.0060397	-0.0052626	0.0942434	0.0216001

Comments:

Columbia Analytical Services

METALS

-11A-

ICP INTERELEMENT CORRECTION FACTORS (ANNUALLY)

Contract: R2740971

Lab Code: Case No.: SAS No.: SDG NO.: 1056297

ICP ID Number: Optima ICP 3 Date: 12/7/2007

Analyte	Wave-length (nm)	Interelement Correction Factors for: Al	Ca	Fe	Mg
Aluminum	308.215	0.0000000	0.1625210	0.0992031	0.0416312
Antimony	206.836	0.0000000	0.0000000	0.0000000	0.0000000
Barium	233.527	0.0109729	0.0001699	0.0151265	-0.0049955
Boron	249.773	0.0705488	0.0657390	2.3335400	0.0138121
Calcium	317.933	0.0292642	0.0000000	0.2158590	0.0249904
Iron	259.939	-0.0072511	-0.0004156	0.0000000	0.0762262
Magnesium	279.077	0.0012096	0.0253044	-1.0558900	0.0000000
Manganese	257.610	-0.0094990	-0.0075271	-0.0111243	0.0086865
Potassium	766.490	1.3962300	0.7754810	-0.0009254	0.5357260
Sodium	589.592	0.3150930	0.1216520	0.0576737	0.0870659
Strontium	421.552	0.0021215	0.0120121	-0.0009723	0.0000637
Tin	189.927	0.1486580	-6.0662498	-0.1364310	0.0866658
Zinc	206.200	0.0243126	0.0877000	0.1286590	0.0436780

Comments:

METALS

ICP LINEAR RANGES (QUARTERLY)

Contract: R2740971

Lab Code: Case No.: SAS No.: SDG NO.: 1056297

ICP ID Number: Optima ICP 3 Date: 09/19/07

Analyte	Integ. Time (Sec.)	Concentration (ug/L)	M
Aluminum	0.20	500000.0	P
Antimony	0.20	10000.0	P
Arsenic	0.20	4000.0	P
Barium	0.20	40000.0	P
Beryllium	0.20	1000.0	P
Cadmium	0.20	2000.0	P
Calcium	0.20	500000.0	P
Chromium	0.20	10000.0	P
Cobalt	0.20	5000.0	P
Copper	0.20	5000.0	P
Iron	0.20	100000.0	P
Lead	0.20	10000.0	P
Magnesium	0.20	500000.0	P
Manganese	0.20	10000.0	P
Nickel	0.20	8000.0	P
Potassium	0.20	300000.0	P
Selenium	0.20	2000.0	P
Silver	0.20	2000.0	P
Sodium	0.20	400000.0	P
Thallium	0.20	4000.0	P
Vanadium	0.20	10000.0	P
Zinc	0.20	2000.0	P

Comments:

METALS
-13-
PREPARATION LOG

Contract: R2740971

Lab Code: Case No.: SAS No.: SDG NO.: 1056297

Method: P

Sample No.	Preparation Date	Initial Volume	Volume (mL)
LCSW	11/26/07	50	50
MW-101	11/26/07	50	50
MW-101D	11/26/07	50	50
MW-101S	11/26/07	50	50
MW-102	11/26/07	50	50
MW-103	11/26/07	50	50
PBW	11/26/07	50	50

METALS
-13-
PREPARATION LOG

Contract: R2740971

Lab Code: Case No.: SAS No.: SDG NO.: 1056297

Method: CV

Sample No.	Preparation Date	Initial Volume	Volume (mL)
LCSW	11/28/07	25	25
MW-101	11/28/07	25	25
MW-101D	11/28/07	25	25
MW-101S	11/28/07	25	25
MW-102	11/28/07	25	25
MW-103	11/28/07	25	25
PBW	11/28/07	25	25

METALS

ANALYSIS RUN LOG

Contract: R2740971

Lab Code: Case No.: SAS No.: SDG No.: 1056297

Instrument ID Number: Optima ICP 3 Method: P

Start Date: 11/28/2007 End Date: 11/29/2007

Sample No.	D/F	Time	% R	Analytes																							
				AL	SB	AS	BA	BE	CD	CA	CR	CO	CU	FE	PB	MG	MN	HG	NI	K	SE	AG	NA	TL	V	ZN	CN
Calib Blank 1	1.00	14:51		X	X	X		X	X		X	X	X	X	X	X			X		X	X		X	X		
Calib Std 1	1.00	15:08		X	X	X			X				X		X									X			
Calib Std 2	1.00	15:14						X			X	X		X		X			X		X	X			X		
Calib Std 3	1.00	15:19		X	X	X		X	X		X	X	X	X	X	X			X		X	X		X	X		
Calib Std 4	1.00	15:25		X	X	X		X	X		X	X	X	X	X	X			X		X	X		X	X		
ICV1	1.00	15:30		X	X	X		X	X		X	X	X	X	X	X			X		X	X		X	X		
ICB1	1.00	15:35		X	X	X		X	X		X	X	X	X	X	X			X		X	X		X	X		
CRDL1	1.00	15:41		X	X	X		X	X		X	X	X	X	X	X			X		X	X		X	X		
ICSA1	1.00	15:47		X	X	X		X	X		X	X	X	X	X	X			X		X	X		X	X		
ICS-AB1	1.00	15:53		X	X	X		X	X		X	X	X	X	X	X			X		X	X		X	X		
CCV1	1.00	15:59		X	X	X		X	X		X	X	X	X	X	X			X		X	X		X	X		
CCB1	1.00	16:04		X	X	X		X	X		X	X	X	X	X	X			X		X	X		X	X		
ZZZZZZ	1.00	16:10																									
ZZZZZZ	3.00	16:16																									
ZZZZZZ	1.00	16:22																									
ZZZZZZ	1.00	16:27																									
ZZZZZZ	1.00	16:33																									
ZZZZZZ	10.00	16:39																									
ZZZZZZ	1.00	16:45																									
ZZZZZZ	10.00	16:51																									
ZZZZZZ	10.00	16:56																									
ZZZZZZ	10.00	17:02																									
ZZZZZZ	1.00	17:08																									
ZZZZZZ	1.00	17:14																									
ZZZZZZ	1.00	17:20																									
ZZZZZZ	1.00	17:25																									
ZZZZZZ	1.00	17:31																									
ZZZZZZ	1.00	17:37																									
ZZZZZZ	1.00	17:43																									
ZZZZZZ	5.00	17:50																									
ZZZZZZ	10.00	17:56																									
ZZZZZZ	1.00	18:01																									

* - Denotes additional elements (other than the standard CLP elements) are represented on another Form 14

METALS

-14-

ANALYSIS RUN LOG

Contract: R2740971

Lab Code: Case No.: SAS No.: SDG No.: 1056297

Instrument ID Number: Optima ICP 3 Method: P

Start Date: 11/28/2007 End Date: 11/29/2007

Sample No.	D/F	Time	% R	Analytes																								
				AL	SB	AS	BA	BE	CD	CA	CR	CO	CU	FE	PB	MG	MN	HG	NI	K	SE	AG	NA	TL	V	ZN	CN
ZZZZZZ	1.00	18:07																									
ZZZZZZ	1.00	18:13																									
ZZZZZZ	1.00	18:19																									
ZZZZZZ	1.00	18:24																									
ZZZZZZ	1.00	18:30																									
ZZZZZZ	1.00	18:36																									
ZZZZZZ	1.00	18:41																									
ZZZZZZ	1.00	18:46																									
ZZZZZZ	1.00	18:52																									
ZZZZZZ	1.00	18:58																									
ZZZZZZ	1.00	19:03																									
ZZZZZZ	1.00	19:08																									
ZZZZZZ	1.00	19:14																									
ZZZZZZ	1.00	19:20																									
ZZZZZZ	1.00	19:27																									
ZZZZZZ	1.00	19:33																									
ZZZZZZ	1.00	19:38																									
ZZZZZZ	5.00	19:44																									
ZZZZZZ	1.00	19:50																									
ZZZZZZ	1.00	19:56																									
ZZZZZZ	1.00	20:02																									
ZZZZZZ	1.00	20:07																									
ZZZZZZ	1.00	20:13																									
ZZZZZZ	1.00	20:19																									
ZZZZZZ	1.00	20:25																									
ZZZZZZ	1.00	20:31																									
ZZZZZZ	1.00	20:37																									
ZZZZZZ	1.00	20:43																									
ZZZZZZ	1.00	20:48																									
ZZZZZZ	1.00	20:54																									
ZZZZZZ	1.00	21:00																									
ZZZZZZ	1.00	21:06																									

* - Denotes additional elements (other than the standard CLP elements) are represented on another Form 14

Columbia Analytical Services

METALS

-14-

ANALYSIS RUN LOG

Contract: R2740971

Lab Code: Case No.: SAS No.: SDG No.: 1056297

Instrument ID Number: Optima ICP 3 Method: P

Start Date: 11/28/2007 End Date: 11/29/2007

Sample No.	D/F	Time	% R	Analytes																								
				AL	SB	AS	BA	BE	CD	CA	CR	CO	CU	FE	PB	MG	MN	HG	NI	K	SE	AG	NA	TL	V	ZN	CN
ZZZZZZ	1.00	21:12																									
ZZZZZZ	1.00	21:17																									
ZZZZZZ	1.00	21:23																									
ZZZZZZ	1.00	21:29																									
ZZZZZZ	1.00	21:35																									
ZZZZZZ	1.00	21:41																									
ZZZZZZ	1.00	21:47																									
ZZZZZZ	1.00	21:52																									
ZZZZZZ	1.00	21:58																									
ZZZZZZ	1.00	22:04																									
ZZZZZZ	1.00	22:10																									
ZZZZZZ	1.00	22:16																									
ZZZZZZ	1.00	22:21																									
ZZZZZZ	1.00	22:27																									
ZZZZZZ	1.00	22:33																									
ZZZZZZ	1.00	22:39																									
ZZZZZZ	1.00	22:45																									
ZZZZZZ	1.00	22:51																									
ZZZZZZ	1.00	22:56																									
ZZZZZZ	1.00	23:02																									
ZZZZZZ	1.00	23:08																									
ZZZZZZ	1.00	23:14																									
ZZZZZZ	1.00	23:20																									
ZZZZZZ	1.00	23:25																									
ZZZZZZ	1.00	23:31																									
ZZZZZZ	1.00	23:37																									
ZZZZZZ	1.00	23:43																									
ZZZZZZ	1.00	23:49																									
ZZZZZZ	1.00	23:55																									
ZZZZZZ	5.00	00:00																									
CCV2	1.00	00:06		X	X	X		X	X		X	X	X	X	X	X			X		X	X		X	X		
CCB2	1.00	00:12		X	X	X		X	X		X	X	X	X	X	X			X		X	X		X	X		

* - Denotes additional elements (other than the standard CLP elements) are represented on another Form 14

Form XIV - IN

METALS

ANALYSIS RUN LOG

Contract: R2740971

Lab Code: Case No.: SAS No.: SDG No.: 1056297

Instrument ID Number: Optima ICP 3 Method: P

Start Date: 11/28/2007 End Date: 11/29/2007

Sample No.	D/F	Time	% R	Analytes																							
				AL	SB	AS	BA	BE	CD	CA	CR	CO	CU	FE	PB	MG	MN	HG	NI	K	SE	AG	NA	TL	V	ZN	CN
CRDL2	1.00	00:18		X	X	X		X	X		X	X	X	X	X	X			X		X	X		X	X		
ICSA2	1.00	00:23		X	X	X		X	X		X	X	X	X	X	X			X		X	X		X	X		
ICS-AB2	1.00	00:29		X	X	X		X	X		X	X	X	X	X	X			X		X	X		X	X		
CCV3	1.00	00:35		X	X	X		X	X		X	X	X	X	X	X			X		X	X		X	X		
CCB3	1.00	00:41		X	X	X		X	X		X	X	X	X	X	X			X		X	X		X	X		
PBW	1.00	00:47		X	X	X		X	X		X	X	X	X	X	X			X		X	X		X	X		
LCSW	1.00	00:53		X	X	X		X	X		X	X	X	X	X	X			X		X	X		X	X		
ZZZZZZ	1.00	00:59																									
ZZZZZZ	1.00	01:04																									
ZZZZZZ	1.00	01:10																									
ZZZZZZ	1.00	01:16																									
MW-101	1.00	01:22		X	X	X		X	X		X	X	X	X	X	X			X		X	X		X	X		
MW-101D	1.00	01:27		X	X	X		X	X		X	X	X	X	X	X			X		X	X		X	X		
MW-101S	1.00	01:33		X	X	X		X	X		X	X	X	X	X	X			X		X	X		X	X		
MW-101A	1.00	01:39		X	X	X		X	X		X	X	X	X	X	X			X		X	X		X	X		
CCV4	1.00	01:45		X	X	X		X	X		X	X	X	X	X	X			X		X	X		X	X		
CCB4	1.00	01:51		X	X	X		X	X		X	X	X	X	X	X			X		X	X		X	X		
MW-101L	5.00	01:56		X	X	X		X	X		X	X	X	X	X	X			X		X	X		X	X		
MW-102	1.00	02:02		X	X	X		X	X		X	X	X	X	X	X			X		X	X		X	X		
MW-103	1.00	02:08		X	X	X		X	X		X	X	X	X	X	X			X		X	X		X	X		
ZZZZZZ	1.00	02:14																									
ZZZZZZ	1.00	02:19																									
ZZZZZZ	1.00	02:25																									
CCV5	1.00	02:31		X	X	X		X	X		X	X	X	X	X	X			X		X	X		X	X		
CCB5	1.00	02:37		X	X	X		X	X		X	X	X	X	X	X			X		X	X		X	X		
CRDL3	1.00	02:43		X	X	X		X	X		X	X	X	X	X	X			X		X	X		X	X		
ICSA3	1.00	02:48		X	X	X		X	X		X	X	X	X	X	X			X		X	X		X	X		
ICS-AB3	1.00	02:54		X	X	X		X	X		X	X	X	X	X	X			X		X	X		X	X		
CCV6	1.00	03:00		X	X	X		X	X		X	X	X	X	X	X			X		X	X		X	X		
CCB6	1.00	03:06		X	X	X		X	X		X	X	X	X	X	X			X		X	X		X	X		

* - Denotes additional elements (other than the standard CLP elements) are represented on another Form 14

METALS

-14-

ANALYSIS RUN LOG

Contract: R2740971

Lab Code: Case No.: SAS No.: SDG No.: 1056297

Instrument ID Number: Optima ICP 3 Method: P

Start Date: 12/8/2007 End Date: 12/8/2007

Sample No.	D/F	Time	% R	Analytes																							
				AL	SB	AS	BA	BE	CD	CA	CR	CO	CU	FE	PB	MG	MN	HG	NI	K	SE	AG	NA	TL	V	ZN	CN
Calib Blank 1	1.00	08:29					X			X							X			X			X			X	
Calib Std 1	1.00	08:35																								X	
Calib Std 2	1.00	08:41					X			X							X			X			X				
Calib Std 3	1.00	08:47					X			X							X			X			X			X	
Calib Std 4	1.00	08:53					X			X							X			X			X			X	
ICV1	1.00	08:59					X			X							X			X			X			X	
ICB1	1.00	09:05					X			X							X			X			X			X	
CRDL1	1.00	09:11					X			X							X			X			X			X	
ICSA1	1.00	09:16					X			X							X			X			X			X	
ICS-AB1	1.00	09:22					X			X							X			X			X			X	
CCV1	1.00	09:28					X			X							X			X			X			X	
CCB1	1.00	09:34					X			X							X			X			X			X	
ZZZZZZ	5.00	09:40																									
ZZZZZZ	1.00	10:20																									
ZZZZZZ	1.00	10:26																									
ZZZZZZ	1.00	10:32																									
ZZZZZZ	1.00	10:38																									
ZZZZZZ	1.00	10:44																									
ZZZZZZ	1.00	10:50																									
ZZZZZZ	1.00	10:56																									
ZZZZZZ	1.00	11:01																									
ZZZZZZ	1.00	11:07																									
ZZZZZZ	1.00	11:13																									
ZZZZZZ	1.00	11:19																									
ZZZZZZ	1.00	11:25																									
ZZZZZZ	1.00	11:30																									
ZZZZZZ	1.00	11:36																									
ZZZZZZ	1.00	11:42																									
ZZZZZZ	1.00	11:48																									
ZZZZZZ	1.00	11:54																									
ZZZZZZ	1.00	12:00																									
ZZZZZZ	1.00	12:05																									

*. - Denotes additional elements (other than the standard CLP elements) are represented on another Form 14

METALS

ANALYSIS RUN LOG

Contract: R2740971

Lab Code: Case No.: SAS No.: SDG No.: 1056297

Instrument ID Number: Optima ICP 3 Method: P

Start Date: 12/8/2007 End Date: 12/8/2007

Sample No.	D/F	Time	% R	Analytes																								
				AL	SB	AS	BA	BE	CD	CA	CR	CO	CU	FE	PB	MG	MN	HG	NI	K	SE	AG	NA	TL	V	ZN	CN
ZZZZZZ	1.00	12:11																									
ZZZZZZ	1.00	12:17																									
ZZZZZZ	1.00	12:23																									
ZZZZZZ	1.00	12:29																									
ZZZZZZ	1.00	12:35																									
ZZZZZZ	1.00	12:40																									
ZZZZZZ	1.00	12:46																									
ZZZZZZ	1.00	12:52																									
ZZZZZZ	1.00	12:58																									
ZZZZZZ	1.00	13:04																									
ZZZZZZ	1.00	13:09																									
ZZZZZZ	1.00	13:15																									
ZZZZZZ	1.00	13:21																									
ZZZZZZ	1.00	13:27																									
ZZZZZZ	1.00	13:33																									
ZZZZZZ	3.00	13:39																									
ZZZZZZ	1.00	13:44																									
ZZZZZZ	1.00	13:50																									
ZZZZZZ	1.00	13:56																									
ZZZZZZ	1.00	14:02																									
ZZZZZZ	1.00	14:08																									
ZZZZZZ	1.00	14:13																									
ZZZZZZ	1.00	14:19																									
ZZZZZZ	1.00	14:25																									
CCV2	1.00	14:31					X			X							X			X			X			X	
CCB2	1.00	14:37					X			X							X			X			X			X	
CRDL2	1.00	14:43					X			X							X			X			X			X	
ICSA2	1.00	14:48					X			X							X			X			X			X	
ICS-AB2	1.00	14:54					X			X							X			X			X			X	
CCV3	1.00	15:00					X			X							X			X			X			X	
CCB3	1.00	15:06					X			X							X			X			X			X	
PBW	1.00	15:12					X			X							X			X			X			X	

* - Denotes additional elements (other than the standard CLP elements) are represented on another Form 14

Columbia Analytical Services

METALS

-14-

ANALYSIS RUN LOG

Contract: R2740971

Lab Code: Case No.: SAS No.: SDG No.: 1056297

Instrument ID Number: Optima ICP 3 Method: P

Start Date: 12/8/2007 End Date: 12/8/2007

Sample No.	D/F	Time	% R	Analytes																							
				AL	SB	AS	BA	BE	CD	CA	CR	CO	CU	FE	PB	MG	MN	HG	NI	K	SE	AG	NA	TL	V	ZN	CN
LCSW	1.00	15:18					X			X							X			X			X			X	
ZZZZZZ	10.00	15:24																									
ZZZZZZ	10.00	15:30																									
ZZZZZZ	10.00	15:35																									
ZZZZZZ	10.00	15:41																									
ZZZZZZ	10.00	15:47																									
ZZZZZZ	10.00	15:53																									
ZZZZZZ	10.00	15:59																									
MW-101	1.00	16:05					X			X							X			X			X			X	
CCV4	1.00	16:10					X			X							X			X			X			X	
CCB4	1.00	16:16					X			X							X			X			X			X	
MW-101D	1.00	16:22					X			X							X			X			X			X	
MW-101S	1.00	16:28					X			X							X			X			X			X	
MW-101A	1.00	16:34					X			X							X			X			X			X	
MW-101L	5.00	16:40					X			X							X			X			X			X	
MW-102	1.00	16:46					X			X							X			X			X			X	
MW-103	1.00	16:51					X			X							X			X			X			X	
ZZZZZZ	1.00	16:57																									
ZZZZZZ	1.00	17:03																									
ZZZZZZ	10.00	17:09																									
ZZZZZZ	10.00	17:15																									
CCV5	1.00	17:21					X			X							X			X			X			X	
CCB5	1.00	17:27					X			X							X			X			X			X	
ZZZZZZ	1.00	17:33																									
ZZZZZZ	5.00	17:38																									
CCV6	1.00	17:44					X			X							X			X			X			X	
CCB6	1.00	17:50					X			X							X			X			X			X	
CRDL3	1.00	17:56					X			X							X			X			X			X	
ICSA3	1.00	18:02					X			X							X			X			X			X	
ICS-AB3	1.00	18:08					X			X							X			X			X			X	
CCV7	1.00	18:13					X			X							X			X			X			X	
CCB7	1.00	18:19					X			X							X			X			X			X	

* - Denotes additional elements (other than the standard CLP elements) are represented on another Form 14

Form XIV - IN

METALS

-14-

ANALYSIS RUN LOG

Contract: R2740971

Lab Code: Case No.: SAS No.: SDG No.: 1056297

Instrument ID Number: PE FAA/CVAA Method: CV

Start Date: 11/28/2007 End Date: 11/28/2007

Sample No.	D/F	Time	% R	Analytes																								
				AL	SB	AS	BA	BE	CD	CA	CR	CO	CU	FE	PB	MG	MN	HG	NI	K	SE	AG	NA	TL	V	ZN	CN
Calib Blank	1.00	14:21																X									
0.2ppb std	1.00	14:23																X									
0.5ppb std	1.00	14:25																X									
1ppb std	1.00	14:26																X									
2ppb std	1.00	14:28																X									
5ppb std	1.00	14:30																X									
10ppb std	1.00	14:32																X									
ICV1	1.00	14:34																X									
ICB1	1.00	14:35																X									
CRII	1.00	14:37																X									
CCV1	1.00	14:39																X									
CCB1	1.00	14:41																X									
ZZZZZZ	1.00	14:43																									
ZZZZZZ	1.00	14:45																									
ZZZZZZ	1.00	14:46																									
ZZZZZZ	1.00	14:48																									
ZZZZZZ	1.00	14:50																									
ZZZZZZ	1.00	14:52																									
ZZZZZZ	1.00	14:54																									
ZZZZZZ	1.00	14:56																									
ZZZZZZ	1.00	14:57																									
CCV2	1.00	14:59																X									
CCB2	1.00	15:01																X									
ZZZZZZ	1.00	15:03																									
ZZZZZZ	1.00	15:04																									
ZZZZZZ	1.00	15:06																									
ZZZZZZ	1.00	15:08																									
ZZZZZZ	1.00	15:10																									
ZZZZZZ	1.00	15:12																									
ZZZZZZ	1.00	15:13																									
ZZZZZZ	1.00	15:15																									
ZZZZZZ	1.00	15:17																									

* - Denotes additional elements (other than the standard CLP elements) are represented on another Form 14

METALS

-14-

ANALYSIS RUN LOG

Contract: R2740971

Lab Code: Case No.: SAS No.: SDG No.: 1056297

Instrument ID Number: PE FAA/CVAA Method: CV

Start Date: 11/28/2007 End Date: 11/28/2007

Sample No.	D/F	Time	% R	Analytes																								
				AL	SB	AS	BA	BE	CD	CA	CR	CO	CU	FE	PB	MG	MN	HG	NI	K	SE	AG	NA	TL	V	ZN	CN
ZZZZZZ	1.00	15:19																									
CCV3	1.00	15:21																X									
CCB3	1.00	15:23																X									
ZZZZZZ	1.00	15:24																									
ZZZZZZ	1.00	15:26																									
PBW	1.00	15:28																X									
LCSW	1.00	15:30																X									
ZZZZZZ	1.00	15:32																									
ZZZZZZ	1.00	15:34																									
ZZZZZZ	1.00	15:35																									
ZZZZZZ	1.00	15:37																									
ZZZZZZ	1.00	15:39																									
CCV4	1.00	15:41																X									
CCB4	1.00	15:42																X									
ZZZZZZ	1.00	15:44																									
ZZZZZZ	1.00	15:46																									
ZZZZZZ	1.00	15:48																									
ZZZZZZ	1.00	15:50																									
ZZZZZZ	1.00	15:51																									
MW-101	1.00	15:53																X									
MW-101D	1.00	15:55																X									
MW-101S	1.00	15:57																X									
MW-102	1.00	15:59																X									
ZZZZZZ	1.00	16:00																									
CCV5	1.00	16:02																X									
CCB5	1.00	16:04																X									
MW-103	1.00	16:06																X									
ZZZZZZ	1.00	16:08																									
ZZZZZZ	1.00	16:10																									
ZZZZZZ	1.00	16:11																									
ZZZZZZ	1.00	16:13																									
ZZZZZZ	1.00	16:15																									

* - Denotes additional elements (other than the standard CLP elements) are represented on another Form 14

METALS

ANALYSIS RUN LOG

Contract: R2740971

Lab Code: Case No.: SAS No.: SDG No.: 1056297

Instrument ID Number: PE FAA/CVAA Method: CV

Start Date: 11/28/2007 End Date: 11/28/2007

Sample No.	D/F	Time	% R	Analytes																								
				AL	SB	AS	BA	BE	CD	CA	CR	CO	CU	FE	PB	MG	MN	HG	NI	K	SE	AG	NA	TL	V	ZN	CN
ZZZZZZ	1.00	16:17																									
ZZZZZZ	1.00	16:18																									
ZZZZZZ	1.00	16:20																									
CRII	1.00	16:22																X									
CCV6	1.00	16:24																X									
CCB6	1.00	16:26																X									

* - Denotes additional elements (other than the standard CLP elements) are represented on another Form 14

Metals Cover Page

Analyst: DCB **Date:** 11/28/07 **Instrument:** #3

Data File: 3nov28a **Reviewed By:** CK 11/29/07 **Entered By:** SDrilsola

Approval: SDrilsola

Starlims Run #	Analytes Used	Batch ID	Method	Failed Analytes	Comments/ Problems
153797	TAl - CaFeKNa	M4250133	6010B		repeat
					1051225 As R46
				R40850	1053883 Se
				R40641	1051225 Zn 1051227 Zn
153798	Pb(LL)CdFeMg	M43600032	6010B	CaKNaMn	repeat
					1045764 Mg
153799	CoCrCuFe	M43600047	200.7		
153802	TAl - BaMnZnKNaCa	M43600047	6010B		
153803	AgAlAsCdCoCrCuFe~~Mo~~	M43600047	200.7 Kodak	BaMnZn	
	~~Mo~~PbSbSnV~~Zn~~			Ni	

Package Data:

Client Sub#	Package	Analytes Used	Failed Metals	Batch ID	Stds Attached?	Tranferred To LIMS	Raw Data Copied?
R40861	5 / ASP	TAl-CaFeKNa		M4250133	Yes / No	MARRS / Run above	Yes / No
	5 / ASP	repeats above			Yes / No	MARRS / Run above	Yes / No
	5 / ASP				Yes / No	MARRS / Run above	Yes / No
R40850	5 / ASP	AgAsBaCdCrPbSe		M4250133	Yes / No	MARRS / Run above	Yes / No
	5 / ASP	repeat 1053883 Se			Yes / No	MARRS / Run above	Yes / No
	5 / ASP				Yes / No	MARRS / Run above	Yes / No
R40971	5 / ASP	TAl-BaMnZnKNaCa		M43600047	Yes / No	MARRS / Run above	Yes / No
	5 / ASP				Yes / No	MARRS / Run above	Yes / No

Analysis Begun

Start Time: 11/28/2007 3:02:43 PM
Logged In Analyst: ROCACQMET08
Spectrometer Model: Optima 5300 DV, S/N 069N-na

Plasma On Time: 11/28/2007 5:45:09 AM
Technique: ICP Continuous
Autosampler Model: AS-93plus

Sample Information File: C:\pe\Optima5300\Sample Information\ROUTINE2.sif
Batch ID:
Results Data Set: 3Nov28a
Results Library: C:\pe\Optima5300\Results\Nov07.mdb

11/28/07
DCB

Method Loaded
Method Name: AXIAL 200.7 - 6010B
IEC File: 112607.iec
Method Description: 5300DV TAL Metals Method 200.7/6010B

Method Last Saved: 11/28/2007 12:24:46 PM
MSF File:

Analyte	Calibration Equation	Processing	View	Internal Standard	IEC
Ag 328.068	Lin Thru 0	Peak Area	Axial	Y 371.029	Yes
Al 308.215	Lin Thru 0	Peak Area	Axial	Y 371.029	Yes
As 188.979	Lin Thru 0	Peak Area	Axial	Y 371.029	Yes
B 249.772	Lin Thru 0	Peak Area	Axial	Y 371.029	Yes
Ba 233.527	Lin Thru 0	Peak Area	Axial	Y 371.029	Yes
Be 313.107	Lin Thru 0	Peak Area	Axial	Y 371.029	Yes
Cd 226.502	Lin Thru 0	Peak Area	Axial	Y 371.029	Yes
Co 228.616	Lin Thru 0	Peak Area	Axial	Y 371.029	Yes
Cr 267.716	Lin Thru 0	Peak Area	Axial	Y 371.029	Yes
Cu 324.752	Lin Thru 0	Peak Area	Axial	Y 371.029	Yes
Fe 238.863	Lin Thru 0	Peak Area	Axial	Y 371.029	Yes
K 404.721	Lin Thru 0	Peak Area	Axial	Y 371.029	Yes
Mg 279.077	Lin Thru 0	Peak Area	Axial	Y 371.029	Yes
Mn 257.610	Lin Thru 0	Peak Area	Axial	Y 371.029	Yes
Mo 202.031	Lin Thru 0	Peak Area	Axial	Y 371.029	Yes
Ni 231.604	Lin Thru 0	Peak Area	Axial	Y 371.029	Yes
Na 330.237	Lin Thru 0	Peak Area	Axial	Y 371.029	Yes
Pb 220.353	Lin Thru 0	Peak Area	Axial	Y 371.029	Yes
Sb 206.836	Lin Thru 0	Peak Area	Axial	Y 371.029	Yes
Se 196.026	Lin Thru 0	Peak Area	Axial	Y 371.029	Yes
Sn 189.927	Lin Thru 0	Peak Area	Axial	Y 371.029	Yes
Ti 337.279	Lin Thru 0	Peak Area	Axial	Y 371.029	Yes
Tl 190.801	Lin Thru 0	Peak Area	Axial	Y 371.029	Yes
V 292.402	Lin Thru 0	Peak Area	Axial	Y 371.029	Yes
Y 371.029	Lin, Calc Int	Peak Area	Axial	n/a	n/a
Zn 206.200	Lin Thru 0	Peak Area	Axial	Y 371.029	Yes
Ca 227.546	Lin Thru 0	Peak Area	Axial	Y 371.029	Yes
Sr 460.733	Lin Thru 0	Peak Area	Axial	Y 371.029	Yes

Sequence No.: 1
Sample ID: Calib Blank 1
Analyst:
Initial Sample Wt:
Dilution:

Autosampler Location: 1
Date Collected: 11/28/2007 3:02:43 PM
Data Type: Original
Initial Sample Vol:
Sample Prep Vol:

Mean Data: Calib Blank 1

Analyte	Mean Corrected Intensity	Std.Dev.	RSD	Conc.	Calib Units
Y 371.029	8268003.5	50761.93	0.61%	1.000	mg/L
Ag 328.068†	-1446.2	77.00	5.32%	[0.00]	mg/L
Al 308.215†	8942.3	57.01	0.64%	[0.00]	mg/L
As 188.979†	53.2	3.28	6.15%	[0.00]	mg/L
B 249.772†	2509.0	0.17	0.01%	[0.00]	mg/L
Ba 233.527†	-67.9	1.68	2.48%	[0.00]	mg/L
Be 313.107†	-16415.1	283.29	1.73%	[0.00]	mg/L
Cd 226.502†	26.1	5.53	21.19%	[0.00]	mg/L
Co 228.616†	-30.1	8.47	28.17%	[0.00]	mg/L
Cr 267.716†	370.9	24.59	6.63%	[0.00]	mg/L
Cu 324.752†	2572.1	47.71	1.86%	[0.00]	mg/L
Fe 238.863†	15481.9	66.13	0.43%	[0.00]	mg/L

K 404.721†	1776.1	35.90	2.02%	[0.00]	mg/L
Mg 279.077†	-3731.5	0.84	0.02%	[0.00]	mg/L
Mn 257.610†	-2570.2	36.03	1.40%	[0.00]	mg/L
Mo 202.031†	-135.2	6.14	4.54%	[0.00]	mg/L
Ni 231.604†	-719.0	0.97	0.13%	[0.00]	mg/L
Na 330.237†	2231.2	19.85	0.89%	[0.00]	mg/L
Pb 220.353†	-350.9	2.64	0.75%	[0.00]	mg/L
Sb 206.836†	-72.8	3.65	5.01%	[0.00]	mg/L
Se 196.026†	6.2	4.24	68.18%	[0.00]	mg/L
Sn 189.927†	122.0	4.47	3.67%	[0.00]	mg/L
Ti 337.279†	-1927.9	19.68	1.02%	[0.00]	mg/L
Tl 190.801†	33.0	0.45	1.36%	[0.00]	mg/L
V 292.402†	277.3	53.28	19.21%	[0.00]	mg/L
Zn 206.200†	95.1	3.28	3.45%	[0.00]	mg/L
Ca 227.546†	591.4	13.38	2.26%	[0.00]	mg/L
Sr 460.733†	-7402.8	14.38	0.19%	[0.00]	mg/L

Sequence No.: 2
Sample ID: Calib Std 1
Analyst:
Initial Sample Wt:
Dilution:

Autosampler Location: 154
Date Collected: 11/28/2007 3:08:23 PM
Data Type: Original
Initial Sample Vol:
Sample Prep Vol:

Mean Data: Calib Std 1

Analyte	Mean Corrected Intensity	Std.Dev.	RSD	Conc.	Calib Units
Y 371.029	8283768.7	116168.98	1.40%	1.002	mg/L
Al 308.215†	3534.5	177.11	5.01%	[0.1000]	mg/L
As 188.979†	36.4	0.52	1.43%	[0.0100]	mg/L
Ba 233.527†	3616.5	64.53	1.78%	[0.0200]	mg/L
Cd 226.502†	1311.9	28.69	2.19%	[0.0050]	mg/L
Cu 324.752†	7345.4	106.14	1.45%	[0.0200]	mg/L
Mn 257.610†	9475.7	119.31	1.26%	[0.0100]	mg/L
Mo 202.031†	695.4	9.73	1.40%	[0.0250]	mg/L
Pb 220.353†	77.8	1.80	2.31%	[0.0050]	mg/L
Sb 206.836†	41.8	0.57	1.36%	[0.0100]	mg/L
Tl 190.801†	53.0	1.66	3.13%	[0.0200]	mg/L

Sequence No.: 3
Sample ID: Calib Std 2
Analyst:
Initial Sample Wt:
Dilution:

Autosampler Location: 155
Date Collected: 11/28/2007 3:14:04 PM
Data Type: Original
Initial Sample Vol:
Sample Prep Vol:

Mean Data: Calib Std 2

Analyte	Mean Corrected Intensity	Std.Dev.	RSD	Conc.	Calib Units
Y 371.029	8316133.7	102740.18	1.24%	1.006	mg/L
Ag 328.068†	3252.7	44.22	1.36%	[0.0100]	mg/L
B 249.772†	8842.3	106.15	1.20%	[0.0500]	mg/L
Be 313.107†	29397.6	156.48	0.53%	[0.0050]	mg/L
Co 228.616†	3837.8	51.02	1.33%	[0.0500]	mg/L
Cr 267.716†	2601.9	22.83	0.88%	[0.0100]	mg/L
Fe 238.863†	4551.4	221.96	4.88%	[0.1000]	mg/L
K 404.721†	21.6	123.60	572.89%	[0.5000]	mg/L
Mg 279.077†	17708.7	107.99	0.61%	[0.5000]	mg/L
Ni 231.604†	4066.2	45.71	1.12%	[0.0400]	mg/L
Na 330.237†	585.5	66.97	11.44%	[0.5000]	mg/L
Se 196.026†	15.3	0.94	6.11%	[0.0100]	mg/L
Sn 189.927†	1307.1	21.97	1.68%	[0.1000]	mg/L
Ti 337.279†	41087.0	185.93	0.45%	[0.0500]	mg/L
V 292.402†	9491.7	34.70	0.37%	[0.0500]	mg/L
Zn 206.200†	1609.2	23.78	1.48%	[0.0200]	mg/L
Ca 227.546†	201.4	22.23	11.04%	[0.5000]	mg/L
Sr 460.733†	45174.6	663.66	1.47%	[0.0500]	mg/L

Sequence No.: 4

Autosampler Location: 156

Sample ID: Calib Std 3
Analyst:
Initial Sample Wt:
Dilution:

Date Collected: 11/28/2007 3:19:47 PM
Data Type: Original
Initial Sample Vol:
Sample Prep Vol:

Mean Data: Calib Std 3

Analyte	Mean Corrected Intensity	Std.Dev.	RSD	Conc.	Calib Units
Y 371.029	8192778.2	67313.41	0.82%	0.9909	mg/L
Ag 328.068†	62420.5	2768.07	4.43%	[0.2000]	mg/L
Al 308.215†	155165.0	6547.36	4.22%	[4.0000]	mg/L
As 188.979†	1545.0	7.56	0.49%	[0.4000]	mg/L
B 249.772†	188189.8	11275.78	5.99%	[1.0000]	mg/L
Ba 233.527†	747312.2	32733.22	4.38%	[4.0000]	mg/L
Be 313.107†	597073.8	1508.76	0.25%	[0.1000]	mg/L
Cd 226.502†	52239.3	2526.53	4.84%	[0.2000]	mg/L
Co 228.616†	75069.3	3447.76	4.59%	[1.0000]	mg/L
Cr 267.716†	49668.7	2201.17	4.43%	[0.2000]	mg/L
Cu 324.752†	193662.3	8554.79	4.42%	[0.5000]	mg/L
Fe 238.863†	84229.1	3760.75	4.46%	[2.0000]	mg/L
K 404.721†	2835.0	221.10	7.80%	[10.000]	mg/L
Mg 279.077†	340712.1	15703.77	4.61%	[10.000]	mg/L
Mn 257.610†	269383.4	11983.03	4.45%	[0.3000]	mg/L
Mo 202.031†	27400.6	234.19	0.85%	[1.0000]	mg/L
Ni 231.604†	78177.6	3603.26	4.61%	[0.8000]	mg/L
Na 330.237†	13367.1	587.22	4.39%	[10.000]	mg/L
Pb 220.353†	3034.7	34.58	1.14%	[0.2000]	mg/L
Sb 206.836†	8482.1	71.30	0.84%	[2.0000]	mg/L
Se 196.026†	402.9	9.37	2.33%	[0.2000]	mg/L
Sn 189.927†	26119.1	219.68	0.84%	[2.0000]	mg/L
Ti 337.279†	825193.4	2256.17	0.27%	[1.0000]	mg/L
Tl 190.801†	2074.4	19.55	0.94%	[0.4000]	mg/L
V 292.402†	187118.3	8109.08	4.33%	[1.0000]	mg/L
Zn 206.200†	33158.0	289.50	0.87%	[0.4000]	mg/L
Ca 227.546†	4686.6	54.96	1.17%	[10.000]	mg/L
Sr 460.733†	1149554.6	9179.14	0.80%	[1.0000]	mg/L

Sequence No.: 5
Sample ID: Calib Std 4
Analyst:
Initial Sample Wt:
Dilution:

Autosampler Location: 2
Date Collected: 11/28/2007 3:25:40 PM
Data Type: Original
Initial Sample Vol:
Sample Prep Vol:

Mean Data: Calib Std 4

Analyte	Mean Corrected Intensity	Std.Dev.	RSD	Conc.	Calib Units
Y 371.029	8143350.3	145855.45	1.79%	0.9849	mg/L
Ag 328.068†	313654.7	1596.41	0.51%	[1.0000]	mg/L
Al 308.215†	796513.5	6942.83	0.87%	[20.000]	mg/L
As 188.979†	7644.2	95.27	1.25%	[2.0000]	mg/L
B 249.772†	973782.4	9596.28	0.99%	[5.0000]	mg/L
Ba 233.527†	3567377.5	33914.27	0.95%	[20.000]	mg/L
Be 313.107†	2879030.1	119733.88	4.16%	[0.5000]	mg/L
Cd 226.502†	257273.9	2186.66	0.85%	[1.0000]	mg/L
Co 228.616†	361088.9	2945.36	0.82%	[5.0000]	mg/L
Cr 267.716†	247005.1	2071.02	0.84%	[1.0000]	mg/L
Cu 324.752†	971413.7	6878.79	0.71%	[2.5000]	mg/L
Fe 238.863†	415371.4	3602.24	0.87%	[10.000]	mg/L
K 404.721†	15057.9	53.80	0.36%	[50.000]	mg/L
Mg 279.077†	1670564.6	15961.23	0.96%	[50.000]	mg/L
Mn 257.610†	1308206.6	11288.71	0.86%	[1.5000]	mg/L
Mo 202.031†	134087.5	1252.28	0.93%	[5.0000]	mg/L
Ni 231.604†	376678.5	1853.79	0.49%	[4.0000]	mg/L
Na 330.237†	78470.8	747.70	0.95%	[50.000]	mg/L
Pb 220.353†	14311.7	156.96	1.10%	[1.0000]	mg/L
Sb 206.836†	41083.8	374.00	0.91%	[10.000]	mg/L
Se 196.026†	1981.6	17.27	0.87%	[1.0000]	mg/L
Sn 189.927†	126812.7	888.14	0.70%	[10.000]	mg/L
Ti 337.279†	4036255.2	29433.30	0.73%	[5.0000]	mg/L

Tl 190.801†	9652.8	93.00	0.96%	[2.0000]	mg/L
V 292.402†	942651.5	7287.47	0.77%	[5.0000]	mg/L
Zn 206.200†	159329.1	1654.70	1.04%	[2.0000]	mg/L
Ca 227.546†	23848.8	346.02	1.45%	[50.000]	mg/L
Sr 460.733†	6392168.7	255508.01	4.00%	[5.0000]	mg/L

Calibration Summary

Analyte	Stds.	Equation	Intercept	Slope	Curvature	Corr. Coef.	Reslope
Ag 328.068	3	Lin Thru 0	0.0	313600	0.00000	0.999999	
Al 308.215	3	Lin Thru 0	0.0	39790	0.00000	0.999987	
As 188.979	3	Lin Thru 0	0.0	3824	0.00000	0.999998	
B 249.772	3	Lin Thru 0	0.0	194500	0.00000	0.999979	
Ba 233.527	3	Lin Thru 0	0.0	178700	0.00000	0.999959	
Be 313.107	3	Lin Thru 0	0.0	5766000	0.00000	0.999975	
Cd 226.502	3	Lin Thru 0	0.0	257400	0.00000	0.999996	
Co 228.616	3	Lin Thru 0	0.0	72330	0.00000	0.999971	
Cr 267.716	3	Lin Thru 0	0.0	247100	0.00000	0.999999	
Cu 324.752	3	Lin Thru 0	0.0	388500	0.00000	1.000000	
Fe 238.863	3	Lin Thru 0	0.0	41560	0.00000	0.999996	
K 404.721	3	Lin Thru 0	0.0	300.5	0.00000	0.999901	
Mg 279.077	3	Lin Thru 0	0.0	33440	0.00000	0.999993	
Mn 257.610	3	Lin Thru 0	0.0	873100	0.00000	0.999984	
Mo 202.031	3	Lin Thru 0	0.0	26840	0.00000	0.999991	
Ni 231.604	3	Lin Thru 0	0.0	94310	0.00000	0.999973	
Na 330.237	3	Lin Thru 0	0.0	1560	0.00000	0.999586	
Pb 220.353	3	Lin Thru 0	0.0	14340	0.00000	0.999933	
Sb 206.836	3	Lin Thru 0	0.0	4113	0.00000	0.999981	
Se 196.026	3	Lin Thru 0	0.0	1983	0.00000	0.999992	
Sn 189.927	3	Lin Thru 0	0.0	12700	0.00000	0.999984	
Ti 337.279	3	Lin Thru 0	0.0	807900	0.00000	0.999991	
Tl 190.801	3	Lin Thru 0	0.0	4840	0.00000	0.999888	
V 292.402	3	Lin Thru 0	0.0	188500	0.00000	0.999999	
Zn 206.200	3	Lin Thru 0	0.0	79790	0.00000	0.999970	
Ca 227.546	3	Lin Thru 0	0.0	476.6	0.00000	0.999993	
Sr 460.733	3	Lin Thru 0	0.0	1273000	0.00000	0.999807	

Sequence No.: 6
Sample ID: ICV
Analyst:
Initial Sample Wt:
Dilution:

Autosampler Location: 3
Date Collected: 11/28/2007 3:30:06 PM
Data Type: Original
Initial Sample Vol:
Sample Prep Vol:

Mean Data: ICV

Analyte	Mean Corrected Intensity	Calib Conc.	Calib Units	Std.Dev.	Sample Conc.	Sample Units	Std.Dev.	RSD
Y 371.029	8085956.8	0.9780	mg/L	0.00209				0.21%
Ag 328.068†	157275.9	0.5024	mg/L	0.00049	0.5024	mg/L	0.00049	0.10%
QC value within limits for Ag 328.068 Recovery = 100.48%								
Al 308.215†	396624.4	9.967	mg/L	0.0002	9.967	mg/L	0.0002	0.00%
QC value within limits for Al 308.215 Recovery = 99.67%								
As 188.979†	3909.9	1.023	mg/L	0.0009	1.023	mg/L	0.0009	0.09%
QC value within limits for As 188.979 Recovery = 102.33%								
B 249.772†	490497.0	2.505	mg/L	0.0227	2.505	mg/L	0.0227	0.91%
QC value within limits for B 249.772 Recovery = 100.19%								
Ba 233.527†	1865827.0	10.44	mg/L	0.048	10.44	mg/L	0.048	0.46%
QC value within limits for Ba 233.527 Recovery = 104.41%								
Be 313.107†	1512623.5	0.2623	mg/L	0.00082	0.2623	mg/L	0.00082	0.31%
QC value within limits for Be 313.107 Recovery = 104.94%								
Cd 226.502†	133325.8	0.5175	mg/L	0.00005	0.5175	mg/L	0.00005	0.01%
QC value within limits for Cd 226.502 Recovery = 103.49%								
Co 228.616†	188891.5	2.611	mg/L	0.0006	2.611	mg/L	0.0006	0.02%
QC value within limits for Co 228.616 Recovery = 104.46%								
Cr 267.716†	127627.2	0.5168	mg/L	0.00047	0.5168	mg/L	0.00047	0.09%
QC value within limits for Cr 267.716 Recovery = 103.36%								
Cu 324.752†	494744.5	1.274	mg/L	0.0009	1.274	mg/L	0.0009	0.07%
QC value within limits for Cu 324.752 Recovery = 101.92%								
Fe 238.863†	213428.4	5.128	mg/L	0.0043	5.128	mg/L	0.0043	0.08%
QC value within limits for Fe 238.863 Recovery = 102.56%								

K 404.721†	7328.4	24.39 mg/L	0.533	24.39 mg/L		0.533	2.18%
QC value within limits for K 404.721 Recovery = 97.56%							
Mg 279.077†	858911.4	25.69 mg/L	0.012	25.69 mg/L		0.012	0.05%
QC value within limits for Mg 279.077 Recovery = 102.77%							
Mn 257.610†	690172.7	0.7901 mg/L	0.00064	0.7901 mg/L	105%	0.00064	0.08%
QC value greater than the upper limit for Mn 257.610 Recovery = 105.35%							
Mo 202.031†	68862.7	2.566 mg/L	0.0031	2.566 mg/L		0.0031	0.12%
QC value within limits for Mo 202.031 Recovery = 102.64%							
Ni 231.604†	199492.3	2.115 mg/L	0.0017	2.115 mg/L		0.0017	0.08%
QC value greater than the upper limit for Ni 231.604 Recovery = 105.77%							
Na 330.237†	37020.2	23.78 mg/L	0.010	23.78 mg/L		0.010	0.04%
QC value within limits for Na 330.237 Recovery = 95.12%							
Pb 220.353†	7446.7	0.5208 mg/L	0.00066	0.5208 mg/L		0.00066	0.13%
QC value within limits for Pb 220.353 Recovery = 104.16%							
Sb 206.836†	21380.1	5.199 mg/L	0.0069	5.199 mg/L		0.0069	0.13%
QC value within limits for Sb 206.836 Recovery = 103.97%							
Se 196.026†	1023.4	0.5171 mg/L	0.00226	0.5171 mg/L		0.00226	0.44%
QC value within limits for Se 196.026 Recovery = 103.43%							
Sn 189.927†	64464.5	5.081 mg/L	0.0097	5.081 mg/L		0.0097	0.19%
QC value within limits for Sn 189.927 Recovery = 101.63%							
Ti 337.279†	2093239.6	2.591 mg/L	0.0089	2.591 mg/L		0.0089	0.34%
QC value within limits for Ti 337.279 Recovery = 103.63%							
Tl 190.801†	5080.4	1.052 mg/L	0.0012	1.052 mg/L	105%	0.0012	0.12%
QC value greater than the upper limit for Tl 190.801 Recovery = 105.16%							
V 292.402†	485118.9	2.574 mg/L	0.0064	2.574 mg/L		0.0064	0.25%
QC value within limits for V 292.402 Recovery = 102.98%							
Zn 206.200†	83343.2	1.044 mg/L	0.0017	1.044 mg/L		0.0017	0.16%
QC value within limits for Zn 206.200 Recovery = 104.37%							
Ca 227.546†	11836.0	24.98 mg/L	0.010	24.98 mg/L		0.010	0.04%
QC value within limits for Ca 227.546 Recovery = 99.94%							
Sr 460.733†	3067113.1	2.408 mg/L	0.0110	2.408 mg/L		0.0110	0.46%
QC value within limits for Sr 460.733 Recovery = 96.32%							

QC Failed. Continue with analysis.

Sequence No.: 7
Sample ID: ICB
Analyst:
Initial Sample Wt:
Dilution:

Autosampler Location: 1
Date Collected: 11/28/2007 3:35:54 PM
Data Type: Original
Initial Sample Vol:
Sample Prep Vol:

Mean Data: ICB

Analyte	Mean Corrected Intensity	Calib Conc.	Calib Units	Std.Dev.	Sample Conc.	Sample Units	Std.Dev.	RSD
Y 371.029	8309525.9	1.005	mg/L	0.0037				0.37%
Ag 328.068†	227.0	0.0007	mg/L	0.00018	0.0007	mg/L	0.00018	24.84%
QC value within limits for Ag 328.068 Recovery = Not calculated								
Al 308.215†	-20.0	-0.0005	mg/L	0.00098	-0.0005	mg/L	0.00098	194.51%
QC value within limits for Al 308.215 Recovery = Not calculated								
As 188.979†	-3.2	-0.0008	mg/L	0.00029	-0.0008	mg/L	0.00029	34.67%
QC value within limits for As 188.979 Recovery = Not calculated								
B 249.772†	8808.3	0.0453	mg/L	0.00628	0.0453	mg/L	0.00628	13.86%
QC value within limits for B 249.772 Recovery = Not calculated								
Ba 233.527†	685.6	0.0038	mg/L	0.00094	0.0038	mg/L	0.00094	24.58%
QC value within limits for Ba 233.527 Recovery = Not calculated								
Be 313.107†	513.7	0.0001	mg/L	0.00003	0.0001	mg/L	0.00003	29.75%
QC value within limits for Be 313.107 Recovery = Not calculated								
Cd 226.502†	9.7	0.0000	mg/L	0.00006	0.0000	mg/L	0.00006	160.61%
QC value within limits for Cd 226.502 Recovery = Not calculated								
Co 228.616†	41.2	0.0006	mg/L	0.00031	0.0006	mg/L	0.00031	55.13%
QC value within limits for Co 228.616 Recovery = Not calculated								
Cr 267.716†	48.9	0.0002	mg/L	0.00032	0.0002	mg/L	0.00032	162.36%
QC value within limits for Cr 267.716 Recovery = Not calculated								
Cu 324.752†	1911.5	0.0049	mg/L	0.00058	0.0049	mg/L	0.00058	11.75%
QC value within limits for Cu 324.752 Recovery = Not calculated								
Fe 238.863†	-93.0	-0.0022	mg/L	0.00079	-0.0022	mg/L	0.00079	35.38%
QC value within limits for Fe 238.863 Recovery = Not calculated								
K 404.721†	-109.4	-0.3640	mg/L	0.07793	-0.3640	mg/L	0.07793	21.41%
QC value within limits for K 404.721 Recovery = Not calculated								
Mg 279.077†	216.0	0.0065	mg/L	0.00045	0.0065	mg/L	0.00045	7.04%
QC value within limits for Mg 279.077 Recovery = Not calculated								

Mn 257.610†	249.6	0.0003 mg/L	0.00006	0.0003 mg/L	0.00006	21.88%
QC value within limits for Mn 257.610 Recovery = Not calculated						
Mo 202.031†	40.1	0.0015 mg/L	0.00049	0.0015 mg/L	0.00049	32.74%
QC value within limits for Mo 202.031 Recovery = Not calculated						
Ni 231.604†	46.1	0.0005 mg/L	0.00005	0.0005 mg/L	0.00005	9.24%
QC value within limits for Ni 231.604 Recovery = Not calculated						
Na 330.237†	12.3	0.0079 mg/L	0.02291	0.0079 mg/L	0.02291	291.71%
QC value within limits for Na 330.237 Recovery = Not calculated						
Pb 220.353†	2.9	0.0002 mg/L	0.00019	0.0002 mg/L	0.00019	96.01%
QC value within limits for Pb 220.353 Recovery = Not calculated						
Sb 206.836†	23.2	0.0056 mg/L	0.00170	0.0056 mg/L	0.00170	30.15%
QC value within limits for Sb 206.836 Recovery = Not calculated						
Se 196.026†	-0.7	-0.0004 mg/L	0.00247	-0.0004 mg/L	0.00247	680.17%
QC value within limits for Se 196.026 Recovery = Not calculated						
Sn 189.927†	123.3	0.0097 mg/L	0.00132	0.0097 mg/L	0.00132	13.63%
QC value within limits for Sn 189.927 Recovery = Not calculated						
Ti 337.279†	501.3	0.0006 mg/L	0.00032	0.0006 mg/L	0.00032	51.49%
QC value within limits for Ti 337.279 Recovery = Not calculated						
Tl 190.801†	5.7	0.0012 mg/L	0.00056	0.0012 mg/L	0.00056	47.53%
QC value within limits for Tl 190.801 Recovery = Not calculated						
V 292.402†	117.8	0.0006 mg/L	0.00048	0.0006 mg/L	0.00048	76.09%
QC value within limits for V 292.402 Recovery = Not calculated						
Zn 206.200†	49.4	0.0006 mg/L	0.00025	0.0006 mg/L	0.00025	40.68%
QC value within limits for Zn 206.200 Recovery = Not calculated						
Ca 227.546†	-12.3	-0.0259 mg/L	0.01282	-0.0259 mg/L	0.01282	49.48%
QC value within limits for Ca 227.546 Recovery = Not calculated						
Sr 460.733†	580.4	0.0005 mg/L	0.00001	0.0005 mg/L	0.00001	3.16%
QC value within limits for Sr 460.733 Recovery = Not calculated						

All analyte(s) passed QC.

Sequence No.: 8
Sample ID: MRL
Analyst:
Initial Sample Wt:
Dilution:

Autosampler Location: 6
Date Collected: 11/28/2007 3:41:34 PM
Data Type: Original
Initial Sample Vol:
Sample Prep Vol:

Mean Data: MRL

Analyte	Mean Corrected Intensity	Calib Conc.	Calib Units	Std.Dev.	Sample Conc.	Sample Units	Std.Dev.	RSD
Y 371.029	8273378.8	1.001	mg/L	0.0031				0.31%
Ag 328.068†	3054.3	0.0098	mg/L	0.00003	0.0098	mg/L	0.00003	0.32%
QC value within limits for Ag 328.068 Recovery = 97.59%								
Al 308.215†	7767.3	0.1951	mg/L	0.00054	0.1951	mg/L	0.00054	0.28%
QC value within limits for Al 308.215 Recovery = 97.56%								
As 188.979†	68.4	0.0179	mg/L	0.00170	0.0179	mg/L	0.00170	9.49%
QC value within limits for As 188.979 Recovery = 89.49%								
B 249.772†	42022.9	0.2157	mg/L	0.00062	0.2157	mg/L	0.00062	0.29%
QC value within limits for B 249.772 Recovery = 107.84%								
Ba 233.527†	40001.1	0.2238	mg/L	0.00034	0.2238	mg/L	0.00034	0.15%
QC value within limits for Ba 233.527 Recovery = 111.92%								
Be 313.107†	30086.2	0.0052	mg/L	0.00000	0.0052	mg/L	0.00000	0.03%
QC value within limits for Be 313.107 Recovery = 104.37%								
Cd 226.502†	2666.8	0.0104	mg/L	0.00008	0.0104	mg/L	0.00008	0.80%
QC value within limits for Cd 226.502 Recovery = 103.51%								
Co 228.616†	3927.3	0.0543	mg/L	0.00005	0.0543	mg/L	0.00005	0.09%
QC value within limits for Co 228.616 Recovery = 108.59%								
Cr 267.716†	2541.1	0.0103	mg/L	0.00005	0.0103	mg/L	0.00005	0.46%
QC value within limits for Cr 267.716 Recovery = 102.93%								
Cu 324.752†	10791.7	0.0278	mg/L	0.00013	0.0278	mg/L	0.00013	0.48%
QC value within limits for Cu 324.752 Recovery = 111.15%								
Fe 238.863†	4264.8	0.1023	mg/L	0.00040	0.1023	mg/L	0.00040	0.39%
QC value within limits for Fe 238.863 Recovery = 102.34%								
K 404.721†	129.5	0.4312	mg/L	0.12401	0.4312	mg/L	0.12401	28.76%
QC value less than the lower limit for K 404.721 Recovery = 43.12%								
Mg 279.077†	35609.5	1.065	mg/L	0.0006	1.065	mg/L	0.0006	0.06%
QC value within limits for Mg 279.077 Recovery = 106.51%								
Mn 257.610†	14787.6	0.0169	mg/L	0.00007	0.0169	mg/L	0.00007	0.43%
QC value within limits for Mn 257.610 Recovery = 112.80%								
Mo 202.031†	708.8	0.0264	mg/L	0.00008	0.0264	mg/L	0.00008	0.31%
QC value within limits for Mo 202.031 Recovery = 105.65%								

Ni 231.604†	4072.0	0.0432 mg/L	0.00010	0.0432 mg/L	0.00010	0.22%
QC value within limits for Ni 231.604 Recovery = 107.94%						
Na 330.237†	1261.2	0.8102 mg/L	0.15153	0.8102 mg/L	0.15153	18.70%
QC value within limits for Na 330.237 Recovery = 81.02%						
Pb 220.353†	166.6	0.0117 mg/L	0.00047	0.0117 mg/L	0.00047	4.05%
QC value within limits for Pb 220.353 Recovery = 116.52%						
Sb 206.836†	260.4	0.0633 mg/L	0.00051	0.0633 mg/L	0.00051	0.81%
QC value within limits for Sb 206.836 Recovery = 105.55%						
Se 196.026†	15.9	0.0080 mg/L	0.00194	0.0080 mg/L	0.00194	24.09%
QC value within limits for Se 196.026 Recovery = 80.33%						
Sn 189.927†	6702.5	0.5281 mg/L	0.00180	0.5281 mg/L	0.00180	0.34%
QC value within limits for Sn 189.927 Recovery = 105.61%						
Ti 337.279†	42112.6	0.0521 mg/L	0.00007	0.0521 mg/L	0.00007	0.13%
QC value within limits for Ti 337.279 Recovery = 104.23%						
Tl 190.801†	109.2	0.0226 mg/L	0.00097	0.0226 mg/L	0.00097	4.30%
QC value within limits for Tl 190.801 Recovery = 113.19%						
V 292.402†	9622.6	0.0511 mg/L	0.00003	0.0511 mg/L	0.00003	0.06%
QC value within limits for V 292.402 Recovery = 102.13%						
Zn 206.200†	1618.1	0.0203 mg/L	0.00008	0.0203 mg/L	0.00008	0.38%
QC value within limits for Zn 206.200 Recovery = 101.27%						
Ca 227.546†	449.3	0.9455 mg/L	0.01702	0.9455 mg/L	0.01702	1.80%
QC value within limits for Ca 227.546 Recovery = 94.55%						
Sr 460.733†	94893.6	0.0745 mg/L	0.00002	0.0745 mg/L	0.00002	0.02%
QC value less than the lower limit for Sr 460.733 Recovery = 74.50%						

QC Failed. Continue with analysis.

==========

Sequence No.: 9
Sample ID: ICSA
Analyst:
Initial Sample Wt:
Dilution:

Autosampler Location: 7
Date Collected: 11/28/2007 3:47:14 PM
Data Type: Original
Initial Sample Vol:
Sample Prep Vol:

Mean Data: ICSA

Analyte	Mean Corrected Intensity	Calib Conc.	Calib Units	Std.Dev.	Sample Conc.	Sample Units	Std.Dev.	RSD
Y 371.029	7675932.7	0.9284	mg/L	0.00187				0.20%
Ag 328.068†	-3491.4	0.0034	mg/L	0.00005	0.0034	mg/L	0.00005	1.56%
QC value within limits for Ag 328.068 Recovery = Not calculated								
Al 308.215†	9847545.5	247.5	mg/L	1.78	247.5	mg/L	1.78	0.72%
QC value within limits for Al 308.215 Recovery = 99.00%								
As 188.979†	-66.6	-0.0052	mg/L	0.00161	-0.0052	mg/L	0.00161	31.28%
QC value within limits for As 188.979 Recovery = Not calculated								
B 249.772†	66529.9	0.0432	mg/L	0.00280	0.0432	mg/L	0.00280	6.48%
Ba 233.527†	1187.9	0.0039	mg/L	0.00071	0.0039	mg/L	0.00071	18.34%
Be 313.107†	-1405.4	0.0001	mg/L	0.00001	0.0001	mg/L	0.00001	14.35%
QC value within limits for Be 313.107 Recovery = Not calculated								
Cd 226.502†	2331.7	0.0011	mg/L	0.00008	0.0011	mg/L	0.00008	7.79%
QC value within limits for Cd 226.502 Recovery = Not calculated								
Co 228.616†	203.8	-0.0006	mg/L	0.00001	-0.0006	mg/L	0.00001	1.60%
Cr 267.716†	-1200.4	-0.0026	mg/L	0.00003	-0.0026	mg/L	0.00003	1.07%
QC value within limits for Cr 267.716 Recovery = Not calculated								
Cu 324.752†	-3234.9	0.0018	mg/L	0.00011	0.0018	mg/L	0.00011	6.26%
Fe 238.863†	3843980.9	92.41	mg/L	0.394	92.41	mg/L	0.394	0.43%
QC value within limits for Fe 238.863 Recovery = 92.41%								
K 404.721†	314.1	1.045	mg/L	0.0349	1.045	mg/L	0.0349	3.34%
Mg 279.077†	8245170.9	246.7	mg/L	1.79	246.7	mg/L	1.79	0.73%
QC value within limits for Mg 279.077 Recovery = 98.68%								
Mn 257.610†	3832.9	0.0018	mg/L	0.00000	0.0018	mg/L	0.00000	0.08%
QC value within limits for Mn 257.610 Recovery = Not calculated								
Mo 202.031†	-175.7	-0.0007	mg/L	0.00008	-0.0007	mg/L	0.00008	11.05%
Ni 231.604†	73.3	0.0003	mg/L	0.00003	0.0003	mg/L	0.00003	10.49%
Na 330.237†	-1649.3	-0.4614	mg/L	0.05088	-0.4614	mg/L	0.05088	11.03%
Pb 220.353†	-538.8	0.0026	mg/L	0.00021	0.0026	mg/L	0.00021	7.95%
QC value within limits for Pb 220.353 Recovery = Not calculated								
Sb 206.836†	-94.7	-0.0004	mg/L	0.00022	-0.0004	mg/L	0.00022	56.53%
Se 196.026†	-59.0	-0.0045	mg/L	0.00231	-0.0045	mg/L	0.00231	51.38%
QC value within limits for Se 196.026 Recovery = Not calculated								
Sn 189.927†	-240.3	0.0155	mg/L	0.00011	0.0155	mg/L	0.00011	0.74%
Ti 337.279†	439.3	-0.0015	mg/L	0.00002	-0.0015	mg/L	0.00002	1.64%
Tl 190.801†	-76.2	-0.0027	mg/L	0.00021	-0.0027	mg/L	0.00021	7.69%

QC value within limits for Tl 190.801 Recovery = Not calculated

V 292.402†	-2231.0	-0.0018 mg/L	0.00032	-0.0018 mg/L	0.00032	17.60%
Zn 206.200†	1131.5	0.0030 mg/L	0.00005	0.0030 mg/L	0.00005	1.67%
Ca 227.546†	121997.2	258.8 mg/L	1.25	258.8 mg/L	1.25	0.48%

QC value within limits for Ca 227.546 Recovery = 103.52%

Sr 460.733†	6820.5	0.0014 mg/L	0.00008	0.0014 mg/L	0.00008	5.94%

All analyte(s) passed QC.

Sequence No.: 10
Sample ID: ICSAB
Analyst:
Initial Sample Wt:
Dilution:

Autosampler Location: 8
Date Collected: 11/28/2007 3:53:09 PM
Data Type: Original
Initial Sample Vol:
Sample Prep Vol:

Mean Data: ICSAB

Analyte	Mean Corrected Intensity	Calib Conc.	Units	Std.Dev.	Sample Conc.	Units	Std.Dev.	RSD
Y 371.029	7647567.4	0.9250	mg/L	0.00630				0.68%
Ag 328.068†	57445.3	0.1979	mg/L	0.00258	0.1979	mg/L	0.00258	1.30%
QC value within limits for Ag 328.068 Recovery = 98.96%								
Al 308.215†	9898960.0	248.8	mg/L	1.28	248.8	mg/L	1.28	0.52%
QC value within limits for Al 308.215 Recovery = 99.51%								
As 188.979†	330.4	0.0989	mg/L	0.00358	0.0989	mg/L	0.00358	3.62%
QC value within limits for As 188.979 Recovery = 98.94%								
B 249.772†	65190.4	0.0331	mg/L	0.00007	0.0331	mg/L	0.00007	0.21%
Ba 233.527†	96080.0	0.5349	mg/L	0.00928	0.5349	mg/L	0.00928	1.74%
QC value within limits for Ba 233.527 Recovery = 106.98%								
Be 313.107†	3011355.1	0.5225	mg/L	0.00219	0.5225	mg/L	0.00219	0.42%
QC value within limits for Be 313.107 Recovery = 104.51%								
Cd 226.502†	253435.8	0.9764	mg/L	0.01590	0.9764	mg/L	0.01590	1.63%
QC value within limits for Cd 226.502 Recovery = 97.64%								
Co 228.616†	34615.4	0.4751	mg/L	0.00480	0.4751	mg/L	0.00480	1.01%
QC value within limits for Co 228.616 Recovery = 95.03%								
Cr 267.716†	125720.6	0.5112	mg/L	0.00896	0.5112	mg/L	0.00896	1.75%
QC value within limits for Cr 267.716 Recovery = 102.23%								
Cu 324.752†	199214.5	0.5230	mg/L	0.01063	0.5230	mg/L	0.01063	2.03%
QC value within limits for Cu 324.752 Recovery = 104.60%								
Fe 238.863†	3888148.0	93.47	mg/L	1.540	93.47	mg/L	1.540	1.65%
QC value within limits for Fe 238.863 Recovery = 93.47%								
K 404.721†	249.2	0.8293	mg/L	0.20760	0.8293	mg/L	0.20760	25.03%
Mg 279.077†	8296715.9	248.2	mg/L	1.33	248.2	mg/L	1.33	0.54%
QC value within limits for Mg 279.077 Recovery = 99.29%								
Mn 257.610†	455243.5	0.5188	mg/L	0.00871	0.5188	mg/L	0.00871	1.68%
QC value within limits for Mn 257.610 Recovery = 103.77%								
Mo 202.031†	-194.7	-0.0014	mg/L	0.00016	-0.0014	mg/L	0.00016	11.03%
Ni 231.604†	92621.2	0.9816	mg/L	0.01548	0.9816	mg/L	0.01548	1.58%
QC value within limits for Ni 231.604 Recovery = 98.16%								
Na 330.237†	476.3	0.9096	mg/L	0.07308	0.9096	mg/L	0.07308	8.03%
Pb 220.353†	181.8	0.0531	mg/L	0.00015	0.0531	mg/L	0.00015	0.28%
QC value within limits for Pb 220.353 Recovery = 106.11%								
Sb 206.836†	2474.5	0.6243	mg/L	0.00659	0.6243	mg/L	0.00659	1.06%
QC value within limits for Sb 206.836 Recovery = 104.05%								
Se 196.026†	29.1	0.0402	mg/L	0.00062	0.0402	mg/L	0.00062	1.55%
QC value within limits for Se 196.026 Recovery = 80.44%								
Sn 189.927†	-261.1	0.0144	mg/L	0.00101	0.0144	mg/L	0.00101	7.04%
Ti 337.279†	476.3	-0.0014	mg/L	0.00002	-0.0014	mg/L	0.00002	1.26%
Tl 190.801†	442.0	0.1046	mg/L	0.00134	0.1046	mg/L	0.00134	1.28%
QC value within limits for Tl 190.801 Recovery = 104.55%								
V 292.402†	93780.7	0.5077	mg/L	0.00815	0.5077	mg/L	0.00815	1.61%
QC value within limits for V 292.402 Recovery = 101.54%								
Zn 206.200†	79148.5	0.9807	mg/L	0.01755	0.9807	mg/L	0.01755	1.79%
QC value within limits for Zn 206.200 Recovery = 98.07%								
Ca 227.546†	123590.1	262.2	mg/L	4.64	262.2	mg/L	4.64	1.77%
QC value within limits for Ca 227.546 Recovery = 104.87%								
Sr 460.733†	7130.0	0.0015	mg/L	0.00020	0.0015	mg/L	0.00020	13.07%

All analyte(s) passed QC.

Sequence No.: 11
Sample ID: CCV

Autosampler Location: 3
Date Collected: 11/28/2007 3:59:05 PM

Analyst:
Initial Sample Wt:
Dilution:

Data Type: Original
Initial Sample Vol:
Sample Prep Vol:

Mean Data: CCV

Analyte	Mean Corrected Intensity	Calib Conc.	Calib Units	Std.Dev.	Sample Conc.	Sample Units	Std.Dev.	RSD
Y 371.029	8105846.6	0.9804	mg/L	0.00360				0.37%
Ag 328.068†	156538.5	0.5000	mg/L	0.00271	0.5000	mg/L	0.00271	0.54%
QC value within limits for Ag 328.068 Recovery = 100.01%								
Al 308.215†	398574.5	10.02	mg/L	0.085	10.02	mg/L	0.085	0.84%
QC value within limits for Al 308.215 Recovery = 100.16%								
As 188.979†	3868.1	1.012	mg/L	0.0044	1.012	mg/L	0.0044	0.43%
QC value within limits for As 188.979 Recovery = 101.23%								
B 249.772†	479730.6	2.449	mg/L	0.0113	2.449	mg/L	0.0113	0.46%
QC value within limits for B 249.772 Recovery = 97.98%								
Ba 233.527†	1852834.3	10.37	mg/L	0.035	10.37	mg/L	0.035	0.33%
QC value within limits for Ba 233.527 Recovery = 103.69%								
Be 313.107†	1502908.3	0.2607	mg/L	0.00026	0.2607	mg/L	0.00026	0.10%
QC value within limits for Be 313.107 Recovery = 104.26%								
Cd 226.502†	133136.7	0.5167	mg/L	0.00314	0.5167	mg/L	0.00314	0.61%
QC value within limits for Cd 226.502 Recovery = 103.35%								
Co 228.616†	188410.0	2.605	mg/L	0.0139	2.605	mg/L	0.0139	0.53%
QC value within limits for Co 228.616 Recovery = 104.19%								
Cr 267.716†	127584.3	0.5166	mg/L	0.00250	0.5166	mg/L	0.00250	0.48%
QC value within limits for Cr 267.716 Recovery = 103.32%								
Cu 324.752†	492848.0	1.269	mg/L	0.0062	1.269	mg/L	0.0062	0.49%
QC value within limits for Cu 324.752 Recovery = 101.53%								
Fe 238.863†	214488.7	5.154	mg/L	0.0447	5.154	mg/L	0.0447	0.87%
QC value within limits for Fe 238.863 Recovery = 103.07%								
K 404.721†	7273.5	24.21	mg/L	0.619	24.21	mg/L	0.619	2.56%
QC value within limits for K 404.721 Recovery = 96.83%								
Mg 279.077†	862449.8	25.80	mg/L	0.042	25.80	mg/L	0.042	0.16%
QC value within limits for Mg 279.077 Recovery = 103.20%								
Mn 257.610†	690078.9	0.7900	mg/L	0.00400	0.7900	mg/L	0.00400	0.51%
QC value within limits for Mn 257.610 Recovery = 105.33%								
Mo 202.031†	68583.7	2.555	mg/L	0.0127	2.555	mg/L	0.0127	0.50%
QC value within limits for Mo 202.031 Recovery = 102.22%								
Ni 231.604†	198555.2	2.105	mg/L	0.0110	2.105	mg/L	0.0110	0.52%
QC value within limits for Ni 231.604 Recovery = 105.27%								
Na 330.237†	37025.9	23.78	mg/L	0.170	23.78	mg/L	0.170	0.71%
QC value within limits for Na 330.237 Recovery = 95.13%								
Pb 220.353†	7377.9	0.5160	mg/L	0.00192	0.5160	mg/L	0.00192	0.37%
QC value within limits for Pb 220.353 Recovery = 103.21%								
Sb 206.836†	21097.3	5.130	mg/L	0.0126	5.130	mg/L	0.0126	0.25%
QC value within limits for Sb 206.836 Recovery = 102.60%								
Se 196.026†	1010.7	0.5108	mg/L	0.00100	0.5108	mg/L	0.00100	0.20%
QC value within limits for Se 196.026 Recovery = 102.15%								
Sn 189.927†	63728.9	5.023	mg/L	0.0060	5.023	mg/L	0.0060	0.12%
QC value within limits for Sn 189.927 Recovery = 100.47%								
Ti 337.279†	2079867.5	2.574	mg/L	0.0050	2.574	mg/L	0.0050	0.20%
QC value within limits for Ti 337.279 Recovery = 102.96%								
Tl 190.801†	5011.1	1.037	mg/L	0.0041	1.037	mg/L	0.0041	0.40%
QC value within limits for Tl 190.801 Recovery = 103.73%								
V 292.402†	481676.3	2.556	mg/L	0.0171	2.556	mg/L	0.0171	0.67%
QC value within limits for V 292.402 Recovery = 102.25%								
Zn 206.200†	83179.8	1.042	mg/L	0.0050	1.042	mg/L	0.0050	0.48%
QC value within limits for Zn 206.200 Recovery = 104.16%								
Ca 227.546†	11827.2	24.97	mg/L	0.080	24.97	mg/L	0.080	0.32%
QC value within limits for Ca 227.546 Recovery = 99.87%								
Sr 460.733†	3052844.0	2.397	mg/L	0.0061	2.397	mg/L	0.0061	0.26%
QC value within limits for Sr 460.733 Recovery = 95.88%								

All analyte(s) passed QC.

Sequence No.: 12
Sample ID: CCB
Analyst:
Initial Sample Wt:
Dilution:

Autosampler Location: 1
Date Collected: 11/28/2007 4:04:53 PM
Data Type: Original
Initial Sample Vol:
Sample Prep Vol:

Mean Data: CCB

Analyte	Mean Corrected Intensity	Conc.	Calib Units	Std.Dev.	Conc.	Sample Units	Std.Dev.	RSD
Y 371.029	8290146.8	1.003	mg/L	0.0094				0.93%
Ag 328.068†	200.8	0.0006	mg/L	0.00032	0.0006	mg/L	0.00032	49.71%
QC value within limits for Ag 328.068 Recovery = Not calculated								
Al 308.215†	-8.2	-0.0002	mg/L	0.00608	-0.0002	mg/L	0.00608	>999.9%
QC value within limits for Al 308.215 Recovery = Not calculated								
As 188.979†	-1.5	-0.0004	mg/L	0.00102	-0.0004	mg/L	0.00102	266.15%
QC value within limits for As 188.979 Recovery = Not calculated								
B 249.772†	5294.1	0.0272	mg/L	0.00524	0.0272	mg/L	0.00524	19.27%
QC value within limits for B 249.772 Recovery = Not calculated								
Ba 233.527†	858.3	0.0048	mg/L	0.00087	0.0048	mg/L	0.00087	18.10%
QC value within limits for Ba 233.527 Recovery = Not calculated								
Be 313.107†	753.9	0.0001	mg/L	0.00000	0.0001	mg/L	0.00000	1.59%
QC value within limits for Be 313.107 Recovery = Not calculated								
Cd 226.502†	12.1	0.0000	mg/L	0.00000	0.0000	mg/L	0.00000	7.67%
QC value within limits for Cd 226.502 Recovery = Not calculated								
Co 228.616†	23.3	0.0003	mg/L	0.00022	0.0003	mg/L	0.00022	69.89%
QC value within limits for Co 228.616 Recovery = Not calculated								
Cr 267.716†	11.7	0.0000	mg/L	0.00020	0.0000	mg/L	0.00020	426.90%
QC value within limits for Cr 267.716 Recovery = Not calculated								
Cu 324.752†	1812.2	0.0047	mg/L	0.00088	0.0047	mg/L	0.00088	18.84%
QC value within limits for Cu 324.752 Recovery = Not calculated								
Fe 238.863†	79.6	0.0019	mg/L	0.00558	0.0019	mg/L	0.00558	291.17%
QC value within limits for Fe 238.863 Recovery = Not calculated								
K 404.721†	-258.6	-0.8606	mg/L	0.15544	-0.8606	mg/L	0.15544	18.06%
QC value within limits for K 404.721 Recovery = Not calculated								
Mg 279.077†	313.5	0.0094	mg/L	0.00327	0.0094	mg/L	0.00327	34.92%
QC value within limits for Mg 279.077 Recovery = Not calculated								
Mn 257.610†	225.6	0.0003	mg/L	0.00003	0.0003	mg/L	0.00003	12.99%
QC value within limits for Mn 257.610 Recovery = Not calculated								
Mo 202.031†	37.1	0.0014	mg/L	0.00061	0.0014	mg/L	0.00061	44.28%
QC value within limits for Mo 202.031 Recovery = Not calculated								
Ni 231.604†	43.4	0.0005	mg/L	0.00015	0.0005	mg/L	0.00015	32.76%
QC value within limits for Ni 231.604 Recovery = Not calculated								
Na 330.237†	8.0	0.0051	mg/L	0.00371	0.0051	mg/L	0.00371	73.11%
QC value within limits for Na 330.237 Recovery = Not calculated								
Pb 220.353†	8.3	0.0006	mg/L	0.00015	0.0006	mg/L	0.00015	26.74%
QC value within limits for Pb 220.353 Recovery = Not calculated								
Sb 206.836†	20.7	0.0050	mg/L	0.00135	0.0050	mg/L	0.00135	26.93%
QC value within limits for Sb 206.836 Recovery = Not calculated								
Se 196.026†	-0.7	-0.0004	mg/L	0.00110	-0.0004	mg/L	0.00110	297.58%
QC value within limits for Se 196.026 Recovery = Not calculated								
Sn 189.927†	93.5	0.0074	mg/L	0.00147	0.0074	mg/L	0.00147	19.92%
QC value within limits for Sn 189.927 Recovery = Not calculated								
Ti 337.279†	466.8	0.0006	mg/L	0.00022	0.0006	mg/L	0.00022	37.54%
QC value within limits for Ti 337.279 Recovery = Not calculated								
Tl 190.801†	3.6	0.0007	mg/L	0.00013	0.0007	mg/L	0.00013	17.55%
QC value within limits for Tl 190.801 Recovery = Not calculated								
V 292.402†	78.3	0.0004	mg/L	0.00011	0.0004	mg/L	0.00011	25.37%
QC value within limits for V 292.402 Recovery = Not calculated								
Zn 206.200†	48.1	0.0006	mg/L	0.00023	0.0006	mg/L	0.00023	37.78%
QC value within limits for Zn 206.200 Recovery = Not calculated								
Ca 227.546†	-14.7	-0.0309	mg/L	0.02677	-0.0309	mg/L	0.02677	86.66%
QC value within limits for Ca 227.546 Recovery = Not calculated								
Sr 460.733†	521.2	0.0004	mg/L	0.00018	0.0004	mg/L	0.00018	43.12%
QC value within limits for Sr 460.733 Recovery = Not calculated								

All analyte(s) passed QC.

Sequence No.: 13
Sample ID: PBS-M4250133
Analyst:
Initial Sample Wt:
Dilution:

Autosampler Location: 38
Date Collected: 11/28/2007 4:10:36 PM
Data Type: Original
Initial Sample Vol:
Sample Prep Vol: 50 mL

Mean Data: PBS-M4250133

Analyte	Mean Corrected Intensity	Conc.	Calib Units	Std.Dev.	Conc.	Sample Units	Std.Dev.	RSD

Y 371.029	8191342.6	0.9907	mg/L	0.00133	0.13%
Ag 328.068†	203.7	0.0007	mg/L	0.00037	56.38%
Al 308.215†	-397.8	-0.0100	mg/L	0.00025	2.51%
As 188.979†	-18.6	-0.0048	mg/L	0.00218	45.13%
B 249.772†	2632.8	0.0133	mg/L	0.00126	9.47%
Ba 233.527†	1663.5	0.0093	mg/L	0.00096	10.30%
Be 313.107†	956.2	0.0002	mg/L	0.00000	1.35%
Cd 226.502†	-82.0	-0.0003	mg/L	0.00009	27.20%
Co 228.616†	38.1	0.0005	mg/L	0.00006	11.93%
Cr 267.716†	558.1	0.0023	mg/L	0.00017	7.47%
Cu 324.752†	2125.8	0.0055	mg/L	0.00085	15.49%
Fe 238.863†	3273.9	0.0788	mg/L	0.00195	2.47%
K 404.721†	-327.9	-1.091	mg/L	0.7202	65.99%
Mg 279.077†	477.3	0.0144	mg/L	0.00007	0.48%
Mn 257.610†	1869.9	0.0021	mg/L	0.00006	2.68%
Mo 202.031†	28.1	0.0010	mg/L	0.00035	33.39%
Ni 231.604†	176.1	0.0019	mg/L	0.00017	9.25%
Na 330.237†	823.0	0.5279	mg/L	0.04834	9.16%
Pb 220.353†	22.0	0.0015	mg/L	0.00032	20.60%
Sb 206.836†	19.8	0.0048	mg/L	0.00018	3.79%
Se 196.026†	3.5	0.0018	mg/L	0.00028	15.64%
Sn 189.927†	464.1	0.0366	mg/L	0.00325	8.88%
Ti 337.279†	786.8	0.0010	mg/L	0.00001	1.31%
Tl 190.801†	-3.8	-0.0008	mg/L	0.00053	68.00%
V 292.402†	-5.4	0.0000	mg/L	0.00008	420.76%
Zn 206.200†	271.9	0.0034	mg/L	0.00011	3.30%
Ca 227.546†	48.8	0.1049	mg/L	0.02523	24.06%
Sr 460.733†	1179.8	0.0009	mg/L	0.00002	1.89%

Sample conc. not calculated. Sample Prep. Vol. AND Initial Vol. required OR sample units incorrect.

Sequence No.: 14
Sample ID: LCSS 1/3
Analyst:
Initial Sample Wt: 1 g
Dilution: 3X

Autosampler Location: 39
Date Collected: 11/28/2007 4:16:19 PM
Data Type: Original
Initial Sample Vol:
Sample Prep Vol: 100 mL

Mean Data: LCSS 1/3

Analyte	Mean Corrected Intensity	Calib Conc.	Calib Units	Std.Dev.	Sample Conc.	Sample Units	Std.Dev.	RSD
Y 371.029	8423832.8	1.019	mg/L	0.0029				0.28%
Ag 328.068†	89876.5	0.2921	mg/L	0.00045				0.15%
Al 308.215†	784708.2	19.72	mg/L	0.014				0.07%
As 188.979†	1767.9	0.4756	mg/L	0.00021				0.04%
B 249.772†	85904.1	0.3415	mg/L	0.00176				0.51%
Ba 233.527†	215902.4	1.207	mg/L	0.0005				0.04%
Be 313.107†	1196910.4	0.2076	mg/L	0.00032				0.15%
Cd 226.502†	78148.2	0.3002	mg/L	0.00024				0.08%
Co 228.616†	14656.9	0.2013	mg/L	0.00039				0.19%
Cr 267.716†	143701.3	0.5820	mg/L	0.00012				0.02%
Cu 324.752†	88839.9	0.2333	mg/L	0.00055				0.23%
Fe 238.863†	1561274.7	37.56	mg/L	0.033				0.09%
K 404.721†	2798.9	9.315	mg/L	0.0732				0.79%
Mg 279.077†	245033.5	7.370	mg/L	0.0031				0.04%
Mn 257.610†	621036.9	0.7114	mg/L	0.00044				0.06%
Mo 202.031†	2393.3	0.0907	mg/L	0.00035				0.39%
Ni 231.604†	27546.6	0.2918	mg/L	0.00038				0.13%
Na 330.237†	5037.0	3.344	mg/L	0.0012				0.03%
Pb 220.353†	3288.2	0.2323	mg/L	0.00156				0.67%
Sb 206.836†	1337.3	0.3265	mg/L	0.00110				0.34%
Se 196.026†	441.1	0.2317	mg/L	0.00293				1.26%
Sn 189.927†	4184.4	0.3316	mg/L	0.00109				0.33%
Ti 337.279†	600115.6	0.7426	mg/L	0.00260				0.35%
Tl 190.801†	1328.1	0.2767	mg/L	0.00092				0.33%
V 292.402†	85955.8	0.4602	mg/L	0.00014				0.03%
Zn 206.200†	107946.3	1.349	mg/L	0.0007				0.05%
Ca 227.546†	5289.5	12.27	mg/L	0.037				0.30%
Sr 460.733†	110756.3	0.0865	mg/L	0.00006				0.07%

Sample conc. not calculated. Nominal Wt. AND Initial Wt. required OR sample units incorrect.

Sequence No.: 15
Sample ID: 1051216
Analyst:
Initial Sample Wt: 1 g
Dilution:

Autosampler Location: 40
Date Collected: 11/28/2007 4:22:03 PM
Data Type: Original
Initial Sample Vol:
Sample Prep Vol: 100 mL

Mean Data: 1051216

Analyte	Mean Corrected Intensity	Calib Conc.	Calib Units	Std.Dev.	Sample Conc.	Sample Units	Std.Dev.	RSD
Y 371.029	8158089.2	0.9867	mg/L	0.00283				0.29%
Ag 328.068†	-4858.2	0.0042	mg/L	0.00029				6.84%
Al 308.215†	2892108.2	72.69	mg/L	0.014				0.02%
As 188.979†	-183.5	-0.0002	mg/L	0.00003				13.73%
B 249.772†	95653.3	0.1311	mg/L	0.00121				0.92%
Ba 233.527†	107896.7	0.6004	mg/L	0.00320				0.53%
Be 313.107†	20398.4	0.0036	mg/L	0.00001				0.19%
Cd 226.502†	3643.4	0.0019	mg/L	0.00009				4.79%
Co 228.616†	6232.1	0.0814	mg/L	0.00034				0.41%
Cr 267.716†	30139.2	0.1235	mg/L	0.00033				0.27%
Cu 324.752†	51976.1	0.1506	mg/L	0.00026				0.18%
Fe 238.863†	5646971.9	135.9	mg/L	0.15				0.11%
K 404.721†	6535.8	21.75	mg/L	0.052				0.24%
Mg 279.077†	1243192.5	37.33	mg/L	0.008				0.02%
Mn 257.610†	2773112.9	3.176	mg/L	0.0025				0.08%
Mo 202.031†	-88.9	0.0023	mg/L	0.00003				1.37%
Ni 231.604†	15307.1	0.1613	mg/L	0.00034				0.21%
Na 330.237†	-251.8	0.1966	mg/L	0.05955				30.29%
Pb 220.353†	1209.1	0.0955	mg/L	0.00023				0.24%
Sb 206.836†	-52.1	-0.0077	mg/L	0.00023				2.95%
Se 196.026†	-66.4	-0.0003	mg/L	0.00164				498.59%
Sn 189.927†	63.3	0.0074	mg/L	0.00122				16.52%
Ti 337.279†	4587133.9	5.677	mg/L	0.0094				0.17%
Tl 190.801†	-6.7	0.0052	mg/L	0.00067				12.85%
V 292.402†	27965.5	0.1634	mg/L	0.00052				0.32%
Zn 206.200†	30553.7	0.3698	mg/L	0.00169				0.46%
Ca 227.546†	5026.9	14.78	mg/L	0.026				0.18%
Sr 460.733†	160456.3	0.1249	mg/L	0.00020				0.16%

Sample conc. not calculated. Nominal Wt. AND Initial Wt. required OR sample units incorrect.

Sequence No.: 16
Sample ID: 1051217
Analyst:
Initial Sample Wt: 1.03 g
Dilution:

Autosampler Location: 41
Date Collected: 11/28/2007 4:27:55 PM
Data Type: Original
Initial Sample Vol:
Sample Prep Vol: 100 mL

Mean Data: 1051217

Analyte	Mean Corrected Intensity	Calib Conc.	Calib Units	Std.Dev.	Sample Conc.	Sample Units	Std.Dev.	RSD
Y 371.029	8218951.1	0.9941	mg/L	0.00040				0.04%
Ag 328.068†	4669.1	0.0436	mg/L	0.00040				0.91%
Al 308.215†	1865273.8	46.89	mg/L	0.162				0.35%
As 188.979†	-20.5	0.0689	mg/L	0.00190				2.76%
B 249.772†	139682.5	0.2031	mg/L	0.00915				4.51%
Ba 233.527†	202703.0	1.129	mg/L	0.0136				1.20%
Be 313.107†	15908.0	0.0028	mg/L	0.00004				1.44%
Cd 226.502†	6018.7	0.0056	mg/L	0.00031				5.50%
Co 228.616†	6036.0	0.0766	mg/L	0.00021				0.27%
Cr 267.716†	25654.5	0.1059	mg/L	0.00100				0.95%
Cu 324.752†	860367.8	2.239	mg/L	0.0086				0.38%
Fe 238.863†	8205717.1	197.4	mg/L	0.23				0.12%
K 404.721†	3600.9	11.98	mg/L	0.443				3.70%
Mg 279.077†	1003565.1	30.23	mg/L	0.033				0.11%
Mn 257.610†	1838059.4	2.106	mg/L	0.0037				0.18%
Mo 202.031†	-11.6	0.0067	mg/L	0.00054				8.04%
Ni 231.604†	11694.2	0.1225	mg/L	0.00003				0.03%
Na 330.237†	2684.2	2.303	mg/L	0.0152				0.66%
Pb 220.353†	40273.4	2.815	mg/L	0.0247				0.88%
Sb 206.836†	-0.7	0.0020	mg/L	0.00026				13.18%
Se 196.026†	-74.0	0.0095	mg/L	0.00181				19.01%

Sn 189.927†	1235.6	0.1046	mg/L	0.00102			0.98%
Ti 337.279†	3162006.2	3.913	mg/L	0.0042			0.11%
Tl 190.801†	-67.1	-0.0006	mg/L	0.00116			196.39%
V 292.402†	21374.7	0.1353	mg/L	0.00162			1.20%
Zn 206.200†	136583.7	1.693	mg/L	0.0170			1.00%
Ca 227.546†	12927.5	33.27	mg/L	0.035			0.11%
Sr 460.733†	121585.0	0.0935	mg/L	0.00118			1.26%

Sample conc. not calculated. Nominal Wt. AND Initial Wt. required OR sample units incorrect.

==========

Sequence No.: 17
Sample ID: 1051218
Analyst:
Initial Sample Wt: 1 g
Dilution:

Autosampler Location: 42
Date Collected: 11/28/2007 4:33:45 PM
Data Type: Original
Initial Sample Vol:
Sample Prep Vol: 100 mL

Mean Data: 1051218

Analyte	Mean Corrected Intensity	Calib Conc.	Calib Units	Std.Dev.	Sample Conc.	Sample Units	Std.Dev.	RSD
Y 371.029	8325527.9	1.007	mg/L	0.0049				0.49%
Ag 328.068†	803.5	0.0071	mg/L	0.00031				4.38%
Al 308.215†	299371.9	7.526	mg/L	0.0343				0.46%
As 188.979†	-27.6	0.0045	mg/L	0.00095				20.89%
B 249.772†	21708.9	0.0307	mg/L	0.00089				2.89%
Ba 233.527†	22900.3	0.1274	mg/L	0.00100				0.79%
Be 313.107†	10793.9	0.0019	mg/L	0.00001				0.36%
Cd 226.502†	713.1	0.0000	mg/L	0.00006				157.00%
Co 228.616†	1671.1	0.0220	mg/L	0.00022				1.00%
Cr 267.716†	5176.6	0.0213	mg/L	0.00014				0.67%
Cu 324.752†	23359.4	0.0640	mg/L	0.00146				2.28%
Fe 238.863†	1292740.5	31.10	mg/L	0.155				0.50%
K 404.721†	139.3	0.4638	mg/L	0.34659				74.73%
Mg 279.077†	60441.8	1.842	mg/L	0.0182				0.99%
Mn 257.610†	961370.1	1.101	mg/L	0.0043				0.39%
Mo 202.031†	14.5	0.0017	mg/L	0.00008				4.59%
Ni 231.604†	2035.2	0.0213	mg/L	0.00001				0.05%
Na 330.237†	737.5	0.5595	mg/L	0.02374				4.24%
Pb 220.353†	1193.7	0.0843	mg/L	0.00114				1.35%
Sb 206.836†	8.6	0.0024	mg/L	0.00046				19.06%
Se 196.026†	-14.9	-0.0001	mg/L	0.00305				>999.9%
Sn 189.927†	158.3	0.0132	mg/L	0.00031				2.34%
Ti 337.279†	292715.7	0.3622	mg/L	0.00125				0.34%
Tl 190.801†	-3.1	0.0012	mg/L	0.00042				35.17%
V 292.402†	6300.5	0.0369	mg/L	0.00006				0.16%
Zn 206.200†	10277.0	0.1259	mg/L	0.00116				0.92%
Ca 227.546†	818.0	2.686	mg/L	0.0041				0.15%
Sr 460.733†	13598.3	0.0104	mg/L	0.00020				1.92%

Sample conc. not calculated. Nominal Wt. AND Initial Wt. required OR sample units incorrect.

==========

Sequence No.: 18
Sample ID: 1051219 1/10
Analyst:
Initial Sample Wt: 1.01 g
Dilution: 10X

Autosampler Location: 43
Date Collected: 11/28/2007 4:39:33 PM
Data Type: Original
Initial Sample Vol:
Sample Prep Vol: 100 mL

Mean Data: 1051219 1/10

Analyte	Mean Corrected Intensity	Calib Conc.	Calib Units	Std.Dev.	Sample Conc.	Sample Units	Std.Dev.	RSD
Y 371.029	8204536.6	0.9923	mg/L	0.02273				2.29%
Ag 328.068†	-25.4	0.0025	mg/L	0.00003				1.40%
Al 308.215†	398211.1	10.01	mg/L	0.338				3.37%
As 188.979†	-7.2	0.0041	mg/L	0.00149				36.61%
B 249.772†	11711.2	0.0133	mg/L	0.00003				0.21%
Ba 233.527†	64711.3	0.3617	mg/L	0.01197				3.31%
Be 313.107†	2864.4	0.0005	mg/L	0.00005				10.70%
Cd 226.502†	1192.5	0.0031	mg/L	0.00006				1.85%
Co 228.616†	670.4	0.0087	mg/L	0.00013				1.46%
Cr 267.716†	5266.0	0.0215	mg/L	0.00038				1.77%
Cu 324.752†	33976.4	0.0896	mg/L	0.00316				3.53%

Fe 238.863†	724634.5	17.43	mg/L	0.568				3.26%
K 404.721†	573.4	1.909	mg/L	0.1392				7.29%
Mg 279.077†	355587.0	10.65	mg/L	0.336				3.16%
Mn 257.610†	305422.2	0.3497	mg/L	0.01137				3.25%
Mo 202.031†	7.9	0.0010	mg/L	0.00045				44.91%
Ni 231.604†	1656.1	0.0174	mg/L	0.00003				0.16%
Na 330.237†	834.2	0.5912	mg/L	0.05844				9.89%
Pb 220.353†	13627.6	0.9516	mg/L	0.01920				2.02%
Sb 206.836†	-4.8	-0.0004	mg/L	0.00033				80.88%
Se 196.026†	-8.7	-0.0002	mg/L	0.00271				>999.9%
Sn 189.927†	170.7	0.0146	mg/L	0.00023				1.54%
Ti 337.279†	519605.9	0.6430	mg/L	0.02016				3.14%
Tl 190.801†	-1.8	0.0009	mg/L	0.00017				18.24%
V 292.402†	4970.9	0.0283	mg/L	0.00061				2.16%
Zn 206.200†	44160.6	0.5517	mg/L	0.01810				3.28%
Ca 227.546†	3432.1	7.742	mg/L	0.2284				2.95%
Sr 460.733†	33555.1	0.0261	mg/L	0.00074				2.85%

Sample conc. not calculated. Nominal Wt. AND Initial Wt. required OR sample units incorrect.

Sequence No.: 19
Sample ID: 1051220
Analyst:
Initial Sample Wt: 1.04 g
Dilution:

Autosampler Location: 44
Date Collected: 11/28/2007 4:45:15 PM
Data Type: Original
Initial Sample Vol:
Sample Prep Vol: 100 mL

Mean Data: 1051220

Analyte	Mean Corrected Intensity	Conc.	Calib Units	Std.Dev.	Sample Conc.	Sample Units	Std.Dev.	RSD
Y 371.029	8117128.1	0.9818	mg/L	0.00817				0.83%
Ag 328.068†	17264.9	0.0869	mg/L	0.00076				0.87%
Al 308.215†	5122914.8	128.8	mg/L	1.18				0.92%
As 188.979†	95.8	0.1010	mg/L	0.00167				1.65%
B 249.772†	153059.1	0.2027	mg/L	0.00649				3.20%
Ba 233.527†	254636.1	1.419	mg/L	0.0226				1.60%
Be 313.107†	32323.7	0.0057	mg/L	0.00003				0.44%
Cd 226.502†	7610.7	0.0099	mg/L	0.00007				0.67%
Co 228.616†	10110.7	0.1322	mg/L	0.00111				0.84%
Cr 267.716†	62759.6	0.2565	mg/L	0.00382				1.49%
Cu 324.752†	396499.0	1.048	mg/L	0.0186				1.78%
Fe 238.863†	9102323.7	219.0	mg/L	1.82				0.83%
K 404.721†	18970.7	63.14	mg/L	0.853				1.35%
Mg 279.077†	2145088.9	64.40	mg/L	1.005				1.56%
Mn 257.610†	682255.5	0.7817	mg/L	0.01320				1.69%
Mo 202.031†	-138.0	0.0040	mg/L	0.00080				20.09%
Ni 231.604†	23618.9	0.2489	mg/L	0.00410				1.65%
Na 330.237†	-283.9	0.4144	mg/L	0.01481				3.57%
Pb 220.353†	3221.3	0.2445	mg/L	0.00169				0.69%
Sb 206.836†	-104.3	-0.0162	mg/L	0.00076				4.70%
Se 196.026†	-106.8	0.0000	mg/L	0.00383				>999.9%
Sn 189.927†	226.9	0.0236	mg/L	0.00014				0.60%
Ti 337.279†	10390665.2	12.86	mg/L	0.113				0.87%
Tl 190.801†	-11.3	0.0086	mg/L	0.00095				11.13%
V 292.402†	53464.2	0.3079	mg/L	0.00392				1.27%
Zn 206.200†	83914.3	1.031	mg/L	0.0182				1.77%
Ca 227.546†	14532.5	37.32	mg/L	0.317				0.85%
Sr 460.733†	179233.2	0.1388	mg/L	0.00209				1.51%

Sample conc. not calculated. Nominal Wt. AND Initial Wt. required OR sample units incorrect.

Sequence No.: 20
Sample ID: 1051221 1/10
Analyst:
Initial Sample Wt: 1.05 g
Dilution: 10X

Autosampler Location: 45
Date Collected: 11/28/2007 4:51:10 PM
Data Type: Original
Initial Sample Vol:
Sample Prep Vol: 100 mL

Mean Data: 1051221 1/10

Analyte	Mean Corrected Intensity	Conc.	Calib Units	Std.Dev.	Sample Conc.	Sample Units	Std.Dev.	RSD
Y 371.029	8116166.6	0.9816	mg/L	0.05524				5.63%

Ag 328.068†	3059.3	0.0258	mg/L	0.00183				7.08%
Al 308.215†	288651.1	7.259	mg/L	0.3454				4.76%
As 188.979†	-107.9	0.0151	mg/L	0.00342				22.70%
B 249.772†	75532.8	0.1035	mg/L	0.00200				1.93%
Ba 233.527†	41837.3	0.2314	mg/L	0.01075				4.64%
Be 313.107†	2065.4	0.0004	mg/L	0.00013				32.39%
Cd 226.502†	3097.4	0.0020	mg/L	0.00006				2.95%
Co 228.616†	1475.1	0.0166	mg/L	0.00084				5.09%
Cr 267.716†	12937.8	0.0534	mg/L	0.00232				4.34%
Cu 324.752†	481906.3	1.254	mg/L	0.0562				4.48%
Fe 238.863†	4599352.7	110.7	mg/L	7.72				6.98%
K 404.721†	329.3	1.096	mg/L	1.1800				107.65%
Mg 279.077†	164489.6	5.041	mg/L	0.2297				4.56%
Mn 257.610†	846490.9	0.9698	mg/L	0.04384				4.52%
Mo 202.031†	-28.2	0.0027	mg/L	0.00040				15.14%
Ni 231.604†	7364.0	0.0772	mg/L	0.00446				5.77%
Na 330.237†	1600.7	1.350	mg/L	0.1667				12.35%
Pb 220.353†	1938.7	0.1360	mg/L	0.00611				4.49%
Sb 206.836†	1.2	-0.0002	mg/L	0.00031				123.98%
Se 196.026†	-55.7	-0.0022	mg/L	0.00031				13.82%
Sn 189.927†	400.6	0.0351	mg/L	0.00301				8.59%
Ti 337.279†	602169.9	0.7450	mg/L	0.03318				4.45%
Tl 190.801†	-45.2	-0.0015	mg/L	0.00042				27.76%
V 292.402†	5327.9	0.0406	mg/L	0.00231				5.68%
Zn 206.200†	42451.0	0.5216	mg/L	0.02311				4.43%
Ca 227.546†	3576.9	10.95	mg/L	0.758				6.92%
Sr 460.733†	56815.3	0.0435	mg/L	0.00145				3.32%

Sample conc. not calculated. Nominal Wt. AND Initial Wt. required OR sample units incorrect.

Sequence No.: 21
Sample ID: 1051222 1/10
Analyst:
Initial Sample Wt: 1.01 g
Dilution: 10X

Autosampler Location: 46
Date Collected: 11/28/2007 4:56:59 PM
Data Type: Original
Initial Sample Vol:
Sample Prep Vol: 100 mL

Mean Data: 1051222 1/10

Analyte	Mean Corrected Intensity	Conc.	Calib Units	Std.Dev.	Conc.	Sample Units	Std.Dev.	RSD
Y 371.029	8382996.5	1.014	mg/L	0.0077				0.75%
Ag 328.068†	4341.3	0.0176	mg/L	0.00017				0.99%
Al 308.215†	219130.6	5.508	mg/L	0.0425				0.77%
As 188.979†	-36.8	-0.0002	mg/L	0.00133				653.45%
B 249.772†	16860.5	0.0204	mg/L	0.00012				0.58%
Ba 233.527†	37417.4	0.2088	mg/L	0.00191				0.92%
Be 313.107†	2060.8	0.0004	mg/L	0.00002				5.67%
Cd 226.502†	1798.3	0.0047	mg/L	0.00002				0.40%
Co 228.616†	638.4	0.0080	mg/L	0.00006				0.75%
Cr 267.716†	7459.1	0.0304	mg/L	0.00030				0.99%
Cu 324.752†	689796.3	1.779	mg/L	0.0149				0.84%
Fe 238.863†	1045725.5	25.16	mg/L	0.139				0.55%
K 404.721†	533.8	1.777	mg/L	0.3852				21.68%
Mg 279.077†	166367.1	5.003	mg/L	0.0427				0.85%
Mn 257.610†	226235.1	0.2591	mg/L	0.00218				0.84%
Mo 202.031†	4.5	0.0010	mg/L	0.00005				4.43%
Ni 231.604†	3032.7	0.0320	mg/L	0.00005				0.17%
Na 330.237†	1816.6	1.259	mg/L	0.0116				0.92%
Pb 220.353†	2511.7	0.1760	mg/L	0.00186				1.06%
Sb 206.836†	-2.2	-0.0002	mg/L	0.00018				77.00%
Se 196.026†	-16.3	-0.0022	mg/L	0.00204				91.55%
Sn 189.927†	924.3	0.0754	mg/L	0.00028				0.37%
Ti 337.279†	436440.7	0.5400	mg/L	0.00342				0.63%
Tl 190.801†	-11.5	0.0000	mg/L	0.00032				736.53%
V 292.402†	2814.4	0.0177	mg/L	0.00016				0.88%
Zn 206.200†	91364.0	1.143	mg/L	0.0119				1.04%
Ca 227.546†	6497.7	14.42	mg/L	0.138				0.95%
Sr 460.733†	59479.8	0.0463	mg/L	0.00044				0.95%

Sample conc. not calculated. Nominal Wt. AND Initial Wt. required OR sample units incorrect.

Sequence No.: 22 **Autosampler Location: 47**

Sample ID: 1051223 1/10
Analyst:
Initial Sample Wt: 1.04 g
Dilution: 10X

Date Collected: 11/28/2007 5:02:42 PM
Data Type: Original
Initial Sample Vol:
Sample Prep Vol: 100 mL

Mean Data: 1051223 1/10

Analyte	Mean Corrected Intensity	Calib Conc.	Calib Units	Std.Dev.	Sample Conc.	Sample Units	Std.Dev.	RSD
Y 371.029	8397577.2	1.016	mg/L	0.0068				0.67%
Ag 328.068†	-822.6	0.0039	mg/L	0.00001				0.32%
Al 308.215†	211614.3	5.320	mg/L	0.1019				1.91%
As 188.979†	-18.6	0.0124	mg/L	0.00032				2.54%
B 249.772†	29748.8	0.0372	mg/L	0.00240				6.44%
Ba 233.527†	158767.6	0.8874	mg/L	0.01784				2.01%
Be 313.107†	2407.0	0.0004	mg/L	0.00002				3.61%
Cd 226.502†	1726.4	0.0027	mg/L	0.00000				0.16%
Co 228.616†	697.1	0.0081	mg/L	0.00001				0.17%
Cr 267.716†	7053.7	0.0290	mg/L	0.00034				1.18%
Cu 324.752†	118405.6	0.3104	mg/L	0.00531				1.71%
Fe 238.863†	1859838.8	44.75	mg/L	0.250				0.56%
K 404.721†	-40.9	-0.1361	mg/L	0.02878				21.15%
Mg 279.077†	141891.1	4.293	mg/L	0.0780				1.82%
Mn 257.610†	236195.9	0.2706	mg/L	0.00494				1.82%
Mo 202.031†	-6.1	0.0013	mg/L	0.00006				4.64%
Ni 231.604†	3804.7	0.0400	mg/L	0.00021				0.51%
Na 330.237†	4877.2	3.257	mg/L	0.0926				2.84%
Pb 220.353†	31534.2	2.199	mg/L	0.0377				1.71%
Sb 206.836†	14.5	0.0035	mg/L	0.00035				9.90%
Se 196.026†	-21.1	-0.0002	mg/L	0.00052				333.72%
Sn 189.927†	549.3	0.0448	mg/L	0.00021				0.47%
Ti 337.279†	344243.6	0.4259	mg/L	0.00785				1.84%
Tl 190.801†	-17.1	-0.0004	mg/L	0.00067				180.29%
V 292.402†	2204.7	0.0167	mg/L	0.00016				0.96%
Zn 206.200†	214073.8	2.679	mg/L	0.0535				2.00%
Ca 227.546†	2040.1	5.674	mg/L	0.0898				1.58%
Sr 460.733†	45878.3	0.0356	mg/L	0.00060				1.69%

Sample conc. not calculated. Nominal Wt. AND Initial Wt. required OR sample units incorrect.

Sequence No.: 23
Sample ID: CCV
Analyst:
Initial Sample Wt:
Dilution:

Autosampler Location: 3
Date Collected: 11/28/2007 5:08:30 PM
Data Type: Original
Initial Sample Vol:
Sample Prep Vol:

Mean Data: CCV

Analyte	Mean Corrected Intensity	Calib Conc.	Calib Units	Std.Dev.	Sample Conc.	Sample Units	Std.Dev.	RSD
Y 371.029	8073992.8	0.9765	mg/L	0.00677				0.69%
Ag 328.068†	157205.7	0.5022	mg/L	0.00194	0.5022	mg/L	0.00194	0.39%
QC value within limits for Ag 328.068 Recovery = 100.44%								
Al 308.215†	401899.9	10.10	mg/L	0.040	10.10	mg/L	0.040	0.40%
QC value within limits for Al 308.215 Recovery = 100.99%								
As 188.979†	3893.7	1.019	mg/L	0.0078	1.019	mg/L	0.0078	0.76%
QC value within limits for As 188.979 Recovery = 101.90%								
B 249.772†	483369.3	2.468	mg/L	0.0342	2.468	mg/L	0.0342	1.39%
QC value within limits for B 249.772 Recovery = 98.72%								
Ba 233.527†	1869480.7	10.46	mg/L	0.030	10.46	mg/L	0.030	0.29%
QC value within limits for Ba 233.527 Recovery = 104.62%								
Be 313.107†	1510859.0	0.2620	mg/L	0.00076	0.2620	mg/L	0.00076	0.29%
QC value within limits for Be 313.107 Recovery = 104.82%								
Cd 226.502†	134708.5	0.5228	mg/L	0.00232	0.5228	mg/L	0.00232	0.44%
QC value within limits for Cd 226.502 Recovery = 104.57%								
Co 228.616†	190564.8	2.635	mg/L	0.0109	2.635	mg/L	0.0109	0.41%
QC value within limits for Co 228.616 Recovery = 105.38%								
Cr 267.716†	129024.8	0.5225	mg/L	0.00263	0.5225	mg/L	0.00263	0.50%
QC value within limits for Cr 267.716 Recovery = 104.49%								
Cu 324.752†	498619.7	1.284	mg/L	0.0067	1.284	mg/L	0.0067	0.52%
QC value within limits for Cu 324.752 Recovery = 102.72%								
Fe 238.863†	217164.8	5.218	mg/L	0.0217	5.218	mg/L	0.0217	0.42%

QC value within limits for Fe 238.863 Recovery = 104.36%

K 404.721†	7372.3	24.54 mg/L	0.692	24.54 mg/L	0.692	2.82%

QC value within limits for K 404.721 Recovery = 98.15%

Mg 279.077†	868201.5	25.97 mg/L	0.071	25.97 mg/L	0.071	0.27%

QC value within limits for Mg 279.077 Recovery = 103.88%

Mn 257.610†	700182.1	0.8016 mg/L	0.00366	0.8016 mg/L	0.00366	0.46%

QC value within limits for Mn 257.610 Recovery = 106.87%

Mo 202.031†	69483.2	2.589 mg/L	0.0170	2.589 mg/L	0.0170	0.66%

QC value within limits for Mo 202.031 Recovery = 103.56%

Ni 231.604†	199385.2	2.114 mg/L	0.0085	2.114 mg/L	0.0085	0.40%

QC value within limits for Ni 231.604 Recovery = 105.71%

Na 330.237†	37626.4	24.17 mg/L	0.106	24.17 mg/L	0.106	0.44%

QC value within limits for Na 330.237 Recovery = 96.68%

Pb 220.353†	7451.5	0.5212 mg/L	0.00524	0.5212 mg/L	0.00524	1.00%

QC value within limits for Pb 220.353 Recovery = 104.24%

Sb 206.836†	21252.7	5.168 mg/L	0.0578	5.168 mg/L	0.0578	1.12%

QC value within limits for Sb 206.836 Recovery = 103.35%

Se 196.026†	1016.7	0.5138 mg/L	0.00885	0.5138 mg/L	0.00885	1.72%

QC value within limits for Se 196.026 Recovery = 102.76%

Sn 189.927†	63970.0	5.042 mg/L	0.0309	5.042 mg/L	0.0309	0.61%

QC value within limits for Sn 189.927 Recovery = 100.85%

Ti 337.279†	2092790.1	2.590 mg/L	0.0073	2.590 mg/L	0.0073	0.28%

QC value within limits for Ti 337.279 Recovery = 103.60%

Tl 190.801†	5057.2	1.047 mg/L	0.0126	1.047 mg/L	0.0126	1.21%

QC value within limits for Tl 190.801 Recovery = 104.68%

V 292.402†	486671.8	2.583 mg/L	0.0123	2.583 mg/L	0.0123	0.48%

QC value within limits for V 292.402 Recovery = 103.31%

Zn 206.200†	84573.2	1.059 mg/L	0.0040	1.059 mg/L	0.0040	0.37%

QC value within limits for Zn 206.200 Recovery = 105.91%

Ca 227.546†	12007.8	25.35 mg/L	0.308	25.35 mg/L	0.308	1.22%

QC value within limits for Ca 227.546 Recovery = 101.39%

Sr 460.733†	3103784.8	2.437 mg/L	0.0063	2.437 mg/L	0.0063	0.26%

QC value within limits for Sr 460.733 Recovery = 97.48%

All analyte(s) passed QC.

Sequence No.: 24
Sample ID: CCB
Analyst:
Initial Sample Wt:
Dilution:

Autosampler Location: 1
Date Collected: 11/28/2007 5:14:22 PM
Data Type: Original
Initial Sample Vol:
Sample Prep Vol:

Mean Data: CCB

Analyte	Mean Corrected Intensity	Calib Conc.	Calib Units	Std.Dev.	Sample Conc.	Sample Units	Std.Dev.	RSD
Y 371.029	8268912.2	1.000	mg/L	0.0037				0.37%
Ag 328.068†	182.4	0.0006	mg/L	0.00011	0.0006	mg/L	0.00011	18.69%

QC value within limits for Ag 328.068 Recovery = Not calculated

Al 308.215†	-233.8	-0.0059	mg/L	0.00469	-0.0059	mg/L	0.00469	79.76%

QC value within limits for Al 308.215 Recovery = Not calculated

As 188.979†	-6.4	-0.0017	mg/L	0.00240	-0.0017	mg/L	0.00240	143.24%

QC value within limits for As 188.979 Recovery = Not calculated

B 249.772†	4497.9	0.0231	mg/L	0.00471	0.0231	mg/L	0.00471	20.38%

QC value within limits for B 249.772 Recovery = Not calculated

Ba 233.527†	183.1	0.0010	mg/L	0.00089	0.0010	mg/L	0.00089	86.70%

QC value within limits for Ba 233.527 Recovery = Not calculated

Be 313.107†	579.8	0.0001	mg/L	0.00003	0.0001	mg/L	0.00003	27.47%

QC value within limits for Be 313.107 Recovery = Not calculated

Cd 226.502†	15.2	0.0001	mg/L	0.00003	0.0001	mg/L	0.00003	56.30%

QC value within limits for Cd 226.502 Recovery = Not calculated

Co 228.616†	22.5	0.0003	mg/L	0.00019	0.0003	mg/L	0.00019	62.36%

QC value within limits for Co 228.616 Recovery = Not calculated

Cr 267.716†	-10.1	0.0000	mg/L	0.00020	0.0000	mg/L	0.00020	491.58%

QC value within limits for Cr 267.716 Recovery = Not calculated

Cu 324.752†	1837.2	0.0047	mg/L	0.00075	0.0047	mg/L	0.00075	15.94%

QC value within limits for Cu 324.752 Recovery = Not calculated

Fe 238.863†	339.9	0.0082	mg/L	0.00065	0.0082	mg/L	0.00065	7.99%

QC value within limits for Fe 238.863 Recovery = Not calculated

K 404.721†	-282.4	-0.9401	mg/L	0.10301	-0.9401	mg/L	0.10301	10.96%

QC value within limits for K 404.721 Recovery = Not calculated

Mg 279.077†	287.6	0.0086	mg/L	0.00177	0.0086	mg/L	0.00177	20.57%

QC value within limits for Mg 279.077 Recovery = Not calculated

Mn 257.610†	482.7	0.0006 mg/L	0.00011	0.0006 mg/L	0.00011	19.29%
QC value within limits for Mn 257.610 Recovery = Not calculated						
Mo 202.031†	32.8	0.0012 mg/L	0.00064	0.0012 mg/L	0.00064	52.35%
QC value within limits for Mo 202.031 Recovery = Not calculated						
Ni 231.604†	42.3	0.0004 mg/L	0.00018	0.0004 mg/L	0.00018	40.17%
QC value within limits for Ni 231.604 Recovery = Not calculated						
Na 330.237†	-66.5	-0.0426 mg/L	0.00134	-0.0426 mg/L	0.00134	3.14%
QC value within limits for Na 330.237 Recovery = Not calculated						
Pb 220.353†	15.5	0.0011 mg/L	0.00018	0.0011 mg/L	0.00018	16.62%
QC value within limits for Pb 220.353 Recovery = Not calculated						
Sb 206.836†	20.2	0.0049 mg/L	0.00053	0.0049 mg/L	0.00053	10.86%
QC value within limits for Sb 206.836 Recovery = Not calculated						
Se 196.026†	-1.1	-0.0005 mg/L	0.00085	-0.0005 mg/L	0.00085	160.50%
QC value within limits for Se 196.026 Recovery = Not calculated						
Sn 189.927†	72.3	0.0057 mg/L	0.00104	0.0057 mg/L	0.00104	18.31%
QC value within limits for Sn 189.927 Recovery = Not calculated						
Ti 337.279†	579.7	0.0007 mg/L	0.00025	0.0007 mg/L	0.00025	34.63%
QC value within limits for Ti 337.279 Recovery = Not calculated						
Tl 190.801†	1.8	0.0004 mg/L	0.00001	0.0004 mg/L	0.00001	3.17%
QC value within limits for Tl 190.801 Recovery = Not calculated						
V 292.402†	87.0	0.0005 mg/L	0.00038	0.0005 mg/L	0.00038	82.85%
QC value within limits for V 292.402 Recovery = Not calculated						
Zn 206.200†	87.8	0.0011 mg/L	0.00030	0.0011 mg/L	0.00030	26.93%
QC value within limits for Zn 206.200 Recovery = Not calculated						
Ca 227.546†	-9.4	-0.0194 mg/L	0.00974	-0.0194 mg/L	0.00974	50.19%
QC value within limits for Ca 227.546 Recovery = Not calculated						
Sr 460.733†	537.9	0.0004 mg/L	0.00013	0.0004 mg/L	0.00013	31.58%
QC value within limits for Sr 460.733 Recovery = Not calculated						

All analyte(s) passed QC.

Sequence No.: 25
Sample ID: 1051224
Analyst:
Initial Sample Wt: 1.04 g
Dilution:

Autosampler Location: 48
Date Collected: 11/28/2007 5:20:06 PM
Data Type: Original
Initial Sample Vol:
Sample Prep Vol: 100 mL

Mean Data: 1051224

Analyte	Mean Corrected Intensity	Calib Conc.	Calib Units	Std.Dev.	Sample Conc.	Sample Units	Std.Dev.	RSD
Y 371.029	8155685.1	0.9864	mg/L	0.00206				0.21%
Ag 328.068†	5207.7	0.0397	mg/L	0.00002				0.05%
Al 308.215†	3493185.6	87.80	mg/L	0.251				0.29%
As 188.979†	-219.6	-0.0021	mg/L	0.00193				92.23%
B 249.772†	112598.8	0.1563	mg/L	0.00053				0.34%
Ba 233.527†	215047.1	1.199	mg/L	0.0034				0.28%
Be 313.107†	21773.9	0.0039	mg/L	0.00003				0.68%
Cd 226.502†	4832.7	0.0045	mg/L	0.00000				0.05%
Co 228.616†	7122.8	0.0930	mg/L	0.00009				0.10%
Cr 267.716†	42592.4	0.1742	mg/L	0.00004				0.02%
Cu 324.752†	413131.0	1.083	mg/L	0.0017				0.15%
Fe 238.863†	6585251.8	158.4	mg/L	0.49				0.31%
K 404.721†	9103.0	30.30	mg/L	0.342				1.13%
Mg 279.077†	1491862.1	44.79	mg/L	0.091				0.20%
Mn 257.610†	2264354.6	2.594	mg/L	0.0080				0.31%
Mo 202.031†	-107.5	0.0024	mg/L	0.00002				0.97%
Ni 231.604†	15513.4	0.1634	mg/L	0.00021				0.13%
Na 330.237†	679.4	0.8955	mg/L	0.01084				1.21%
Pb 220.353†	12653.8	0.8957	mg/L	0.00044				0.05%
Sb 206.836†	-62.6	-0.0090	mg/L	0.00103				11.50%
Se 196.026†	-72.3	0.0024	mg/L	0.00076				31.79%
Sn 189.927†	3540.3	0.2852	mg/L	0.00099				0.35%
Ti 337.279†	5854319.2	7.245	mg/L	0.0195				0.27%
Tl 190.801†	-22.0	0.0043	mg/L	0.00023				5.21%
V 292.402†	35875.7	0.2079	mg/L	0.00084				0.41%
Zn 206.200†	84128.5	1.039	mg/L	0.0043				0.41%
Ca 227.546†	16509.6	39.58	mg/L	0.013				0.03%
Sr 460.733†	228352.6	0.1777	mg/L	0.00094				0.53%

Sample conc. not calculated. Nominal Wt. AND Initial Wt. required OR sample units incorrect.

Sequence No.: 26
Sample ID: 1051225
Analyst:
Initial Sample Wt: 1 g
Dilution:

Autosampler Location: 49
Date Collected: 11/28/2007 5:25:56 PM
Data Type: Original
Initial Sample Vol:
Sample Prep Vol: 100 mL

Mean Data: 1051225

Analyte	Mean Corrected Intensity	Calib Conc.	Calib Units	Std.Dev.	Sample Conc.	Sample Units	Std.Dev.	RSD
Y 371.029	8214615.0	0.9935	mg/L	0.00365				0.37%
Ag 328.068†	2017.9	0.0237	mg/L	0.00004				0.18%
Al 308.215†	2509573.2	63.08	mg/L	0.038				0.06%
As 188.979†	-101.0	0.0150	mg/L	0.00298				19.86%
B 249.772†	89354.8	0.1444	mg/L	0.00464				3.21%
Ba 233.527†	210503.2	1.175	mg/L	0.0101				0.86%
Be 313.107†	17406.0	0.0031	mg/L	0.00000				0.09%
Cd 226.502†	4513.8	0.0069	mg/L	0.00006				0.87%
Co 228.616†	4634.6	0.0600	mg/L	0.00032				0.53%
Cr 267.716†	32318.7	0.1321	mg/L	0.00079				0.60%
Cu 324.752†	145047.4	0.3879	mg/L	0.00307				0.79%
Fe 238.863†	4904666.4	118.0	mg/L	0.07				0.06%
K 404.721†	5717.5	19.03	mg/L	0.395				2.08%
Mg 279.077†	909370.4	27.33	mg/L	0.013				0.05%
Mn 257.610†	2391738.4	2.740	mg/L	0.0003				0.01%
Mo 202.031†	-2.8	0.0046	mg/L	0.00006				1.36%
Ni 231.604†	14591.8	0.1539	mg/L	0.00084				0.55%
Na 330.237†	5311.7	3.771	mg/L	0.0032				0.08%
Pb 220.353†	59742.9	4.175	mg/L	0.0205				0.49%
Sb 206.836†	3.9	0.0055	mg/L	0.00074				13.57%
Se 196.026†	-42.3	0.0077	mg/L	0.00173				22.41%
Sn 189.927†	1418.3	0.1183	mg/L	0.00080				0.68%
Ti 337.279†	3051689.5	3.777	mg/L	0.0023				0.06%
Tl 190.801†	-25.9	0.0019	mg/L	0.00102				54.78%
V 292.402†	30519.9	0.1750	mg/L	0.00123				0.70%
Zn 206.200†	256246.7	3.200	mg/L	0.0248				0.78%
Ca 227.546†	17495.9	40.39	mg/L	0.106				0.26%
Sr 460.733†	181329.8	0.1410	mg/L	0.00045				0.32%

Sample conc. not calculated. Nominal Wt. AND Initial Wt. required OR sample units incorrect.

Sequence No.: 27
Sample ID: 1051225D
Analyst:
Initial Sample Wt: 1 g
Dilution:

Autosampler Location: 50
Date Collected: 11/28/2007 5:31:47 PM
Data Type: Original
Initial Sample Vol:
Sample Prep Vol: 100 mL

Mean Data: 1051225D

Analyte	Mean Corrected Intensity	Calib Conc.	Calib Units	Std.Dev.	Sample Conc.	Sample Units	Std.Dev.	RSD
Y 371.029	7567140.6	0.9152	mg/L	0.10393				11.36%
Ag 328.068†	1685.2	0.0234	mg/L	0.00208				8.88%
Al 308.215†	2627302.5	66.04	mg/L	7.670				11.62%
As 188.979†	-86.3	0.0207	mg/L	0.00736				35.57%
B 249.772†	93709.7	0.1526	mg/L	0.02041				13.37%
Ba 233.527†	214516.8	1.197	mg/L	0.1458				12.18%
Be 313.107†	17068.0	0.0030	mg/L	0.00002				0.53%
Cd 226.502†	4863.3	0.0078	mg/L	0.00082				10.49%
Co 228.616†	4738.0	0.0612	mg/L	0.00697				11.38%
Cr 267.716†	33976.1	0.1388	mg/L	0.01741				12.54%
Cu 324.752†	159464.7	0.4256	mg/L	0.05141				12.08%
Fe 238.863†	5121510.3	123.2	mg/L	14.30				11.60%
K 404.721†	6360.9	21.17	mg/L	4.930				23.29%
Mg 279.077†	941204.2	28.29	mg/L	3.253				11.50%
Mn 257.610†	2447505.9	2.803	mg/L	0.3251				11.60%
Mo 202.031†	-17.3	0.0043	mg/L	0.00014				3.27%
Ni 231.604†	15608.5	0.1646	mg/L	0.01855				11.27%
Na 330.237†	5833.4	4.127	mg/L	0.6769				16.40%
Pb 220.353†	64313.2	4.494	mg/L	0.5471				12.17%
Sb 206.836†	-0.7	0.0046	mg/L	0.00199				43.54%

Se 196.026†	-52.1	0.0041	mg/L	0.00122			29.80%
Sn 189.927†	1460.6	0.1224	mg/L	0.01551			12.67%
Ti 337.279†	3046892.6	3.771	mg/L	0.4367			11.58%
Tl 190.801†	-26.3	0.0023	mg/L	0.00009			3.90%
V 292.402†	32450.9	0.1858	mg/L	0.02265			12.19%
Zn 206.200†	280562.1	3.505	mg/L	0.4364			12.45%
Ca 227.546†	19697.8	45.17	mg/L	5.339			11.82%
Sr 460.733†	200188.5	0.1557	mg/L	0.01753			11.26%

Sample conc. not calculated. Nominal Wt. AND Initial Wt. required OR sample units incorrect.

==========

Sequence No.: 28
Sample ID: 1051225S
Analyst:
Initial Sample Wt: 1 g
Dilution:

Autosampler Location: 51
Date Collected: 11/28/2007 5:37:45 PM
Data Type: Original
Initial Sample Vol:
Sample Prep Vol: 100 mL

Mean Data: 1051225S

Analyte	Mean Corrected Intensity	Calib Conc.	Calib Units	Std.Dev.	Sample Conc.	Sample Units	Std.Dev.	RSD
Y 371.029	8172107.5	0.9884	mg/L	0.00285				0.29%
Ag 328.068†	16115.2	0.0681	mg/L	0.00031				0.45%
Al 308.215†	2483309.5	62.42	mg/L	0.095				0.15%
As 188.979†	58.9	0.0553	mg/L	0.00007				0.13%
B 249.772†	254960.1	1.006	mg/L	0.0016				0.16%
Ba 233.527†	544317.8	3.043	mg/L	0.0101				0.33%
Be 313.107†	289999.5	0.0504	mg/L	0.00022				0.44%
Cd 226.502†	15923.0	0.0516	mg/L	0.00018				0.34%
Co 228.616†	39445.7	0.5414	mg/L	0.00243				0.45%
Cr 267.716†	78001.4	0.3169	mg/L	0.00153				0.48%
Cu 324.752†	240656.1	0.6334	mg/L	0.00146				0.23%
Fe 238.863†	4738248.3	114.0	mg/L	0.17				0.15%
K 404.721†	10450.3	34.78	mg/L	0.205				0.59%
Mg 279.077†	919137.3	27.61	mg/L	0.007				0.03%
Mn 257.610†	2773678.2	3.177	mg/L	0.0038				0.12%
Mo 202.031†	12634.5	0.4753	mg/L	0.00239				0.50%
Ni 231.604†	59637.4	0.6315	mg/L	0.00286				0.45%
Na 330.237†	32155.3	20.97	mg/L	0.109				0.52%
Pb 220.353†	65830.5	4.599	mg/L	0.0157				0.34%
Sb 206.836†	1690.0	0.4153	mg/L	0.00200				0.48%
Se 196.026†	1727.2	0.8992	mg/L	0.00237				0.26%
Sn 189.927†	61920.5	4.884	mg/L	0.0316				0.65%
Ti 337.279†	3170018.7	3.923	mg/L	0.0048				0.12%
Tl 190.801†	8776.9	1.820	mg/L	0.0071				0.39%
V 292.402†	118178.6	0.6397	mg/L	0.00191				0.30%
Zn 206.200†	290747.7	3.633	mg/L	0.0145				0.40%
Ca 227.546†	18422.1	42.21	mg/L	0.225				0.53%
Sr 460.733†	193581.3	0.1507	mg/L	0.00050				0.33%

Sample conc. not calculated. Nominal Wt. AND Initial Wt. required OR sample units incorrect.

==========

Sequence No.: 29
Sample ID: 1051255A
Analyst:
Initial Sample Wt: CK 12/6/07
Dilution:

Autosampler Location: 52
Date Collected: 11/28/2007 5:43:36 PM
Data Type: Original
Initial Sample Vol:
Sample Prep Vol: 100 mL

Mean Data: 1051255A

Analyte	Mean Corrected Intensity	Calib Conc.	Calib Units	Std.Dev.	Sample Conc.	Sample Units	Std.Dev.	RSD
Y 371.029	8129750.7	0.9833	mg/L	0.00545				0.55%
Ag 328.068†	16306.7	0.0692	mg/L	0.00005				0.08%
Al 308.215†	2547208.2	64.02	mg/L	0.039				0.06%
As 188.979†	53.4	0.0550	mg/L	0.00078				1.42%
B 249.772†	266696.2	1.058	mg/L	0.0024				0.22%
Ba 233.527†	560689.7	3.135	mg/L	0.0074				0.23%
Be 313.107†	297326.6	0.0516	mg/L	0.00013				0.25%
Cd 226.502†	16343.8	0.0530	mg/L	0.00043				0.81%
Co 228.616†	40715.5	0.5588	mg/L	0.00144				0.26%
Cr 267.716†	80503.0	0.3271	mg/L	0.00073				0.22%

Cu 324.752†	241242.1	0.6353	mg/L	0.00257		0.40%
Fe 238.863†	4873377.5	117.2	mg/L	0.08		0.07%
K 404.721†	10967.3	36.50	mg/L	0.002		0.01%
Mg 279.077†	950510.7	28.56	mg/L	0.020		0.07%
Mn 257.610†	2757738.0	3.159	mg/L	0.0004		0.01%
Mo 202.031†	13427.4	0.5050	mg/L	0.00304		0.60%
Ni 231.604†	60918.4	0.6451	mg/L	0.00183		0.28%
Na 330.237†	33044.3	21.54	mg/L	0.046		0.21%
Pb 220.353†	65285.8	4.561	mg/L	0.0135		0.30%
Sb 206.836†	1900.5	0.4666	mg/L	0.00064		0.14%
Se 196.026†	1802.6	0.9380	mg/L	0.00464		0.49%
Sn 189.927†	1381.4	0.1156	mg/L	0.00081		0.70%
Ti 337.279†	3405395.4	4.214	mg/L	0.0029		0.07%
Tl 190.801†	9070.3	1.881	mg/L	0.0105		0.56%
V 292.402†	121645.7	0.6584	mg/L	0.00165		0.25%
Zn 206.200†	291300.6	3.640	mg/L	0.0069		0.19%
Ca 227.546†	18412.6	42.29	mg/L	0.237		0.56%
Sr 460.733†	190120.2	0.1479	mg/L	0.00012		0.08%

Sample conc. not calculated. Sample Prep. Vol. AND Initial Vol. required OR sample units incorrect.

Sequence No.: 30
Sample ID: 1051255L
Analyst:
Initial Sample Wt:
Dilution:

Autosampler Location: 53
Date Collected: 11/28/2007 5:50:22 PM
Data Type: Original
Initial Sample Vol:
Sample Prep Vol: 100 mL

Mean Data: 1051255L

Analyte	Mean Corrected Intensity	Calib Conc.	Calib Units	Std.Dev.	Sample Conc.	Sample Units	Std.Dev.	RSD
Y 371.029	8546898.9	1.034	mg/L	0.0108				1.04%
Ag 328.068†	549.9	0.0053	mg/L	0.00004				0.79%
Al 308.215†	502189.3	12.62	mg/L	0.240				1.90%
As 188.979†	-30.3	0.0007	mg/L	0.00003				4.72%
B 249.772†	19663.0	0.0357	mg/L	0.00316				8.84%
Ba 233.527†	43059.7	0.2403	mg/L	0.00479				1.99%
Be 313.107†	4178.6	0.0007	mg/L	0.00004				4.78%
Cd 226.502†	883.8	0.0012	mg/L	0.00003				2.06%
Co 228.616†	959.5	0.0124	mg/L	0.00029				2.35%
Cr 267.716†	6471.5	0.0265	mg/L	0.00035				1.31%
Cu 324.752†	28339.8	0.0760	mg/L	0.00143				1.88%
Fe 238.863†	1019221.0	24.52	mg/L	0.108				0.44%
K 404.721†	719.5	2.395	mg/L	0.0724				3.02%
Mg 279.077†	190134.2	5.714	mg/L	0.1138				1.99%
Mn 257.610†	496194.6	0.5683	mg/L	0.01078				1.90%
Mo 202.031†	12.4	0.0014	mg/L	0.00008				5.42%
Ni 231.604†	3058.0	0.0322	mg/L	0.00048				1.50%
Na 330.237†	913.1	0.6610	mg/L	0.07154				10.82%
Pb 220.353†	12485.3	0.8723	mg/L	0.01037				1.19%
Sb 206.836†	7.5	0.0027	mg/L	0.00003				1.07%
Se 196.026†	-14.0	-0.0010	mg/L	0.00148				143.22%
Sn 189.927†	258.8	0.0217	mg/L	0.00057				2.60%
Ti 337.279†	603358.0	0.7467	mg/L	0.01500				2.01%
Tl 190.801†	-1.0	0.0013	mg/L	0.00044				33.62%
V 292.402†	6037.3	0.0347	mg/L	0.00056				1.62%
Zn 206.200†	53888.3	0.6731	mg/L	0.01393				2.07%
Ca 227.546†	3474.0	8.054	mg/L	0.1111				1.38%
Sr 460.733†	35493.6	0.0276	mg/L	0.00038				1.38%

Sample conc. not calculated. Sample Prep. Vol. AND Initial Vol. required OR sample units incorrect.

Sequence No.: 31
Sample ID: 1051226 1/10
Analyst:
Initial Sample Wt: 1.05 g
Dilution: 10X

Autosampler Location: 54
Date Collected: 11/28/2007 5:56:05 PM
Data Type: Original
Initial Sample Vol:
Sample Prep Vol: 100 mL

Mean Data: 1051226 1/10

Analyte	Mean Corrected Intensity	Calib Conc.	Calib Units	Std.Dev.	Sample Conc.	Sample Units	Std.Dev.	RSD

Y 371.029	8457332.0	1.023	mg/L	0.0011	0.11%
Ag 328.068†	4827.7	0.0185	mg/L	0.00019	1.00%
Al 308.215†	248933.8	6.257	mg/L	0.0170	0.27%
As 188.979†	-18.3	0.0032	mg/L	0.00053	16.88%
B 249.772†	14794.1	0.0203	mg/L	0.00022	1.11%
Ba 233.527†	54863.8	0.3065	mg/L	0.00115	0.37%
Be 313.107†	2504.8	0.0004	mg/L	0.00003	6.94%
Cd 226.502†	1534.4	0.0040	mg/L	0.00007	1.64%
Co 228.616†	562.9	0.0070	mg/L	0.00003	0.49%
Cr 267.716†	6256.6	0.0255	mg/L	0.00018	0.72%
Cu 324.752†	246108.6	0.6361	mg/L	0.00314	0.49%
Fe 238.863†	886505.5	21.33	mg/L	0.078	0.37%
K 404.721†	-159.8	-0.5317	mg/L	0.16256	30.57%
Mg 279.077†	97800.9	2.949	mg/L	0.0073	0.25%
Mn 257.610†	273036.8	0.3128	mg/L	0.00089	0.28%
Mo 202.031†	4.7	0.0010	mg/L	0.00000	0.41%
Ni 231.604†	4006.9	0.0423	mg/L	0.00010	0.23%
Na 330.237†	2290.6	1.530	mg/L	0.0708	4.63%
Pb 220.353†	17005.7	1.186	mg/L	0.0009	0.08%
Sb 206.836†	13.9	0.0037	mg/L	0.00066	17.77%
Se 196.026†	-7.2	0.0015	mg/L	0.00192	127.76%
Sn 189.927†	4861.2	0.3836	mg/L	0.00003	0.01%
Ti 337.279†	345704.8	0.4278	mg/L	0.00187	0.44%
Tl 190.801†	-7.6	-0.0002	mg/L	0.00016	71.22%
V 292.402†	4162.3	0.0245	mg/L	0.00001	0.05%
Zn 206.200†	112565.1	1.409	mg/L	0.0046	0.33%
Ca 227.546†	1281.4	3.353	mg/L	0.0165	0.49%
Sr 460.733†	18018.4	0.0139	mg/L	0.00008	0.58%

Sample conc. not calculated. Nominal Wt. AND Initial Wt. required OR sample units incorrect.

Sequence No.: 32
Sample ID: 1051227
Analyst:
Initial Sample Wt: 1.02 g
Dilution:

Autosampler Location: 55
Date Collected: 11/28/2007 6:01:49 PM
Data Type: Original
Initial Sample Vol:
Sample Prep Vol: 100 mL

Mean Data: 1051227

Analyte	Mean Corrected Intensity	Calib Conc.	Calib Units	Std.Dev.	Sample Conc.	Sample Units	Std.Dev.	RSD
Y 371.029	8091342.2	0.9786	mg/L	0.00937				0.96%
Ag 328.068†	9899.5	0.0574	mg/L	0.00071				1.24%
Al 308.215†	2646653.5	66.52	mg/L	0.183				0.27%
As 188.979†	994.8	0.3221	mg/L	0.00372				1.15%
B 249.772†	118953.6	0.1453	mg/L	0.01286				8.85%
Ba 233.527†	166969.3	0.9300	mg/L	0.02102				2.26%
Be 313.107†	18914.4	0.0034	mg/L	0.00005				1.40%
Cd 226.502†	7415.4	0.0131	mg/L	0.00015				1.13%
Co 228.616†	4709.9	0.0591	mg/L	0.00049				0.82%
Cr 267.716†	34067.0	0.1400	mg/L	0.00280				2.00%
Cu 324.752†	261436.3	0.6943	mg/L	0.01698				2.45%
Fe 238.863†	7241341.4	174.2	mg/L	0.38				0.22%
K 404.721†	4125.3	13.73	mg/L	0.244				1.78%
Mg 279.077†	3012406.3	90.28	mg/L	0.026				0.03%
Mn 257.610†	2021455.4	2.315	mg/L	0.0028				0.12%
Mo 202.031†	-8.6	0.0059	mg/L	0.00094				15.82%
Ni 231.604†	19262.7	0.2029	mg/L	0.00461				2.27%
Na 330.237†	10816.8	7.609	mg/L	0.1900				2.50%
Pb 220.353†	43135.5	3.018	mg/L	0.0698				2.31%
Sb 206.836†	0.6	0.0049	mg/L	0.00005				0.95%
Se 196.026†	-76.1	0.0028	mg/L	0.00079				28.47%
Sn 189.927†	976.3	0.0971	mg/L	0.00205				2.11%
Ti 337.279†	3317009.5	4.104	mg/L	0.0156				0.38%
Tl 190.801†	-81.7	0.0005	mg/L	0.00112				241.67%
V 292.402†	36186.7	0.2113	mg/L	0.00397				1.88%
Zn 206.200†	506790.7	6.334	mg/L	0.1451				2.29%
Ca 227.546†	55609.4	122.1	mg/L	2.49				2.04%
Sr 460.733†	216082.7	0.1665	mg/L	0.00082				0.49%

Sample conc. not calculated. Nominal Wt. AND Initial Wt. required OR sample units incorrect.

Sequence No.: 33
Sample ID: CCV
Analyst:
Initial Sample Wt:
Dilution:

Autosampler Location: 3
Date Collected: 11/28/2007 6:07:38 PM
Data Type: Original
Initial Sample Vol:
Sample Prep Vol:

Mean Data: CCV

Analyte	Mean Corrected Intensity	Calib Conc.	Calib Units	Std.Dev.	Sample Conc.	Sample Units	Std.Dev.	RSD
Y 371.029	8283002.9	1.002	mg/L	0.0088				0.88%
Ag 328.068†	154249.7	0.4927	mg/L	0.00729	0.4927	mg/L	0.00729	1.48%
QC value within limits for Ag 328.068 Recovery = 98.55%								
Al 308.215†	395796.2	9.946	mg/L	0.1516	9.946	mg/L	0.1516	1.52%
QC value within limits for Al 308.215 Recovery = 99.46%								
As 188.979†	3814.7	0.9984	mg/L	0.00783	0.9984	mg/L	0.00783	0.78%
QC value within limits for As 188.979 Recovery = 99.84%								
B 249.772†	475118.6	2.426	mg/L	0.0135	2.426	mg/L	0.0135	0.56%
QC value within limits for B 249.772 Recovery = 97.02%								
Ba 233.527†	1849725.4	10.35	mg/L	0.148	10.35	mg/L	0.148	1.43%
QC value within limits for Ba 233.527 Recovery = 103.51%								
Be 313.107†	1487861.0	0.2581	mg/L	0.00385	0.2581	mg/L	0.00385	1.49%
QC value within limits for Be 313.107 Recovery = 103.22%								
Cd 226.502†	132363.7	0.5137	mg/L	0.00738	0.5137	mg/L	0.00738	1.44%
QC value within limits for Cd 226.502 Recovery = 102.75%								
Co 228.616†	186944.0	2.584	mg/L	0.0359	2.584	mg/L	0.0359	1.39%
QC value within limits for Co 228.616 Recovery = 103.38%								
Cr 267.716†	126645.0	0.5128	mg/L	0.00720	0.5128	mg/L	0.00720	1.40%
QC value within limits for Cr 267.716 Recovery = 102.56%								
Cu 324.752†	490053.8	1.262	mg/L	0.0158	1.262	mg/L	0.0158	1.25%
QC value within limits for Cu 324.752 Recovery = 100.95%								
Fe 238.863†	215972.1	5.189	mg/L	0.0845	5.189	mg/L	0.0845	1.63%
QC value within limits for Fe 238.863 Recovery = 103.79%								
K 404.721†	6745.5	22.45	mg/L	0.016	22.45	mg/L	0.016	0.07%
QC value less than the lower limit for K 404.721 Recovery = 89.80%								
Mg 279.077†	858967.0	25.69	mg/L	0.367	25.69	mg/L	0.367	1.43%
QC value within limits for Mg 279.077 Recovery = 102.78%								
Mn 257.610†	693430.8	0.7938	mg/L	0.01163	0.7938	mg/L	0.01163	1.47%
QC value within limits for Mn 257.610 Recovery = 105.84%								
Mo 202.031†	67942.2	2.532	mg/L	0.0339	2.532	mg/L	0.0339	1.34%
QC value within limits for Mo 202.031 Recovery = 101.26%								
Ni 231.604†	195880.7	2.077	mg/L	0.0311	2.077	mg/L	0.0311	1.50%
QC value within limits for Ni 231.604 Recovery = 103.85%								
Na 330.237†	37110.2	23.84	mg/L	0.442	23.84	mg/L	0.442	1.85%
QC value within limits for Na 330.237 Recovery = 95.35%								
Pb 220.353†	7365.4	0.5151	mg/L	0.00475	0.5151	mg/L	0.00475	0.92%
QC value within limits for Pb 220.353 Recovery = 103.03%								
Sb 206.836†	20729.0	5.040	mg/L	0.0308	5.040	mg/L	0.0308	0.61%
QC value within limits for Sb 206.836 Recovery = 100.81%								
Se 196.026†	994.0	0.5024	mg/L	0.00559	0.5024	mg/L	0.00559	1.11%
QC value within limits for Se 196.026 Recovery = 100.47%								
Sn 189.927†	62771.3	4.948	mg/L	0.0626	4.948	mg/L	0.0626	1.27%
QC value within limits for Sn 189.927 Recovery = 98.96%								
Ti 337.279†	2065097.4	2.556	mg/L	0.0385	2.556	mg/L	0.0385	1.51%
QC value within limits for Ti 337.279 Recovery = 102.23%								
Tl 190.801†	4952.9	1.025	mg/L	0.0076	1.025	mg/L	0.0076	0.74%
QC value within limits for Tl 190.801 Recovery = 102.53%								
V 292.402†	480094.4	2.548	mg/L	0.0404	2.548	mg/L	0.0404	1.59%
QC value within limits for V 292.402 Recovery = 101.91%								
Zn 206.200†	83179.6	1.042	mg/L	0.0152	1.042	mg/L	0.0152	1.46%
QC value within limits for Zn 206.200 Recovery = 104.16%								
Ca 227.546†	11880.5	25.08	mg/L	0.248	25.08	mg/L	0.248	0.99%
QC value within limits for Ca 227.546 Recovery = 100.32%								
Sr 460.733†	3078513.7	2.417	mg/L	0.0208	2.417	mg/L	0.0208	0.86%
QC value within limits for Sr 460.733 Recovery = 96.68%								

QC Failed. Continue with analysis.

Sequence No.: 34
Sample ID: CCB
Analyst:
Initial Sample Wt:

Autosampler Location: 1
Date Collected: 11/28/2007 6:13:34 PM
Data Type: Original
Initial Sample Vol:

Dilution: Sample Prep Vol:

Mean Data: CCB

Analyte	Mean Corrected Intensity	Calib Conc.	Calib Units	Std.Dev.	Sample Conc.	Sample Units	Std.Dev.	RSD
Y 371.029	8414635.1	1.018	mg/L	0.0090				0.88%
Ag 328.068†	261.2	0.0008	mg/L	0.00011	0.0008	mg/L	0.00011	13.37%
QC value within limits for Ag 328.068 Recovery = Not calculated								
Al 308.215†	-198.7	-0.0050	mg/L	0.00357	-0.0050	mg/L	0.00357	71.59%
QC value within limits for Al 308.215 Recovery = Not calculated								
As 188.979†	-7.7	-0.0020	mg/L	0.00037	-0.0020	mg/L	0.00037	18.25%
QC value within limits for As 188.979 Recovery = Not calculated								
B 249.772†	4368.0	0.0224	mg/L	0.00417	0.0224	mg/L	0.00417	18.60%
QC value within limits for B 249.772 Recovery = Not calculated								
Ba 233.527†	376.0	0.0021	mg/L	0.00108	0.0021	mg/L	0.00108	51.55%
QC value within limits for Ba 233.527 Recovery = Not calculated								
Be 313.107†	1212.2	0.0002	mg/L	0.00005	0.0002	mg/L	0.00005	24.80%
QC value within limits for Be 313.107 Recovery = Not calculated								
Cd 226.502†	-1.8	0.0000	mg/L	0.00002	0.0000	mg/L	0.00002	220.36%
QC value within limits for Cd 226.502 Recovery = Not calculated								
Co 228.616†	17.3	0.0002	mg/L	0.00026	0.0002	mg/L	0.00026	108.50%
QC value within limits for Co 228.616 Recovery = Not calculated								
Cr 267.716†	50.7	0.0002	mg/L	0.00011	0.0002	mg/L	0.00011	53.07%
QC value within limits for Cr 267.716 Recovery = Not calculated								
Cu 324.752†	1684.7	0.0043	mg/L	0.00075	0.0043	mg/L	0.00075	17.35%
QC value within limits for Cu 324.752 Recovery = Not calculated								
Fe 238.863†	878.9	0.0211	mg/L	0.00286	0.0211	mg/L	0.00286	13.54%
QC value within limits for Fe 238.863 Recovery = Not calculated								
K 404.721†	-546.4	-1.818	mg/L	0.1035	-1.818	mg/L	0.1035	5.69%
QC value less than the lower limit for K 404.721 Recovery = Not calculated								
Mg 279.077†	774.8	0.0232	mg/L	0.01010	0.0232	mg/L	0.01010	43.56%
QC value within limits for Mg 279.077 Recovery = Not calculated								
Mn 257.610†	1284.2	0.0015	mg/L	0.00019	0.0015	mg/L	0.00019	13.06%
QC value within limits for Mn 257.610 Recovery = Not calculated								
Mo 202.031†	45.2	0.0017	mg/L	0.00049	0.0017	mg/L	0.00049	29.04%
QC value within limits for Mo 202.031 Recovery = Not calculated								
Ni 231.604†	68.9	0.0007	mg/L	0.00030	0.0007	mg/L	0.00030	40.70%
QC value within limits for Ni 231.604 Recovery = Not calculated								
Na 330.237†	-104.6	-0.0671	mg/L	0.04349	-0.0671	mg/L	0.04349	64.84%
QC value within limits for Na 330.237 Recovery = Not calculated								
Pb 220.353†	30.1	0.0021	mg/L	0.00109	0.0021	mg/L	0.00109	51.82%
QC value within limits for Pb 220.353 Recovery = Not calculated								
Sb 206.836†	25.3	0.0062	mg/L	0.00175	0.0062	mg/L	0.00175	28.44%
QC value within limits for Sb 206.836 Recovery = Not calculated								
Se 196.026†	0.4	0.0002	mg/L	0.00195	0.0002	mg/L	0.00195	>999.9%
QC value within limits for Se 196.026 Recovery = Not calculated								
Sn 189.927†	69.1	0.0054	mg/L	0.00095	0.0054	mg/L	0.00095	17.57%
QC value within limits for Sn 189.927 Recovery = Not calculated								
Ti 337.279†	1259.6	0.0016	mg/L	0.00058	0.0016	mg/L	0.00058	37.11%
QC value within limits for Ti 337.279 Recovery = Not calculated								
Tl 190.801†	5.5	0.0011	mg/L	0.00020	0.0011	mg/L	0.00020	17.86%
QC value within limits for Tl 190.801 Recovery = Not calculated								
V 292.402†	94.4	0.0005	mg/L	0.00012	0.0005	mg/L	0.00012	24.52%
QC value within limits for V 292.402 Recovery = Not calculated								
Zn 206.200†	187.8	0.0024	mg/L	0.00038	0.0024	mg/L	0.00038	16.32%
QC value within limits for Zn 206.200 Recovery = Not calculated								
Ca 227.546†	-20.5	-0.0424	mg/L	0.00545	-0.0424	mg/L	0.00545	12.85%
QC value within limits for Ca 227.546 Recovery = Not calculated								
Sr 460.733†	1045.4	0.0008	mg/L	0.00053	0.0008	mg/L	0.00053	64.28%
QC value within limits for Sr 460.733 Recovery = Not calculated								

QC Failed. Continue with analysis.

Sequence No.: 35
Sample ID: MRL
Analyst:
Initial Sample Wt:
Dilution:

Autosampler Location: 6
Date Collected: 11/28/2007 6:19:17 PM
Data Type: Original
Initial Sample Vol:
Sample Prep Vol:

Mean Data: MRL

Analyte	Mean Corrected Intensity	Calib Conc.	Units	Std.Dev.	Sample Conc.	Units	Std.Dev.	RSD
Y 371.029	8424293.0	1.019	mg/L	0.0178				1.75%
Ag 328.068†	3064.8	0.0098	mg/L	0.00031	0.0098	mg/L	0.00031	3.18%
QC value within limits for Ag 328.068 Recovery = 97.94%								
Al 308.215†	7102.9	0.1784	mg/L	0.00772	0.1784	mg/L	0.00772	4.33%
QC value within limits for Al 308.215 Recovery = 89.22%								
As 188.979†	71.5	0.0187	mg/L	0.00160	0.0187	mg/L	0.00160	8.57%
QC value within limits for As 188.979 Recovery = 93.56%								
B 249.772†	38912.5	0.1997	mg/L	0.00600	0.1997	mg/L	0.00600	3.01%
QC value within limits for B 249.772 Recovery = 99.83%								
Ba 233.527†	39558.7	0.2214	mg/L	0.00473	0.2214	mg/L	0.00473	2.14%
QC value within limits for Ba 233.527 Recovery = 110.69%								
Be 313.107†	30174.1	0.0052	mg/L	0.00006	0.0052	mg/L	0.00006	1.19%
QC value within limits for Be 313.107 Recovery = 104.67%								
Cd 226.502†	2617.1	0.0102	mg/L	0.00020	0.0102	mg/L	0.00020	1.95%
QC value within limits for Cd 226.502 Recovery = 101.56%								
Co 228.616†	3871.4	0.0535	mg/L	0.00096	0.0535	mg/L	0.00096	1.79%
QC value within limits for Co 228.616 Recovery = 107.04%								
Cr 267.716†	2581.1	0.0105	mg/L	0.00008	0.0105	mg/L	0.00008	0.79%
QC value within limits for Cr 267.716 Recovery = 104.55%								
Cu 324.752†	10331.9	0.0266	mg/L	0.00081	0.0266	mg/L	0.00081	3.06%
QC value within limits for Cu 324.752 Recovery = 106.42%								
Fe 238.863†	4681.0	0.1124	mg/L	0.00739	0.1124	mg/L	0.00739	6.58%
QC value within limits for Fe 238.863 Recovery = 112.37%								
K 404.721†	-339.3	-1.129	mg/L	0.0786	-1.129	mg/L	0.0786	6.96%
QC value less than the lower limit for K 404.721 Recovery = -112.94%								
Mg 279.077†	35606.8	1.065	mg/L	0.0240	1.065	mg/L	0.0240	2.26%
QC value within limits for Mg 279.077 Recovery = 106.50%								
Mn 257.610†	15762.0	0.0180	mg/L	0.00035	0.0180	mg/L	0.00035	1.96%
QC value greater than the upper limit for Mn 257.610 Recovery = 120.24%								
Mo 202.031†	705.6	0.0263	mg/L	0.00031	0.0263	mg/L	0.00031	1.18%
QC value within limits for Mo 202.031 Recovery = 105.16%								
Ni 231.604†	4040.1	0.0428	mg/L	0.00081	0.0428	mg/L	0.00081	1.89%
QC value within limits for Ni 231.604 Recovery = 107.10%								
Na 330.237†	1107.4	0.7116	mg/L	0.05604	0.7116	mg/L	0.05604	7.88%
QC value less than the lower limit for Na 330.237 Recovery = 71.16%								
Pb 220.353†	187.0	0.0131	mg/L	0.00028	0.0131	mg/L	0.00028	2.14%
QC value greater than the upper limit for Pb 220.353 Recovery = 130.71%								
Sb 206.836†	255.7	0.0622	mg/L	0.00034	0.0622	mg/L	0.00034	0.55%
QC value within limits for Sb 206.836 Recovery = 103.65%								
Se 196.026†	15.6	0.0079	mg/L	0.00270	0.0079	mg/L	0.00270	34.30%
QC value less than the lower limit for Se 196.026 Recovery = 78.61%								
Sn 189.927†	6580.3	0.5184	mg/L	0.00884	0.5184	mg/L	0.00884	1.70%
QC value within limits for Sn 189.927 Recovery = 103.69%								
Ti 337.279†	41892.2	0.0518	mg/L	0.00099	0.0518	mg/L	0.00099	1.91%
QC value within limits for Ti 337.279 Recovery = 103.69%								
Tl 190.801†	104.0	0.0216	mg/L	0.00111	0.0216	mg/L	0.00111	5.15%
QC value within limits for Tl 190.801 Recovery = 107.88%								
V 292.402†	9519.2	0.0505	mg/L	0.00129	0.0505	mg/L	0.00129	2.56%
QC value within limits for V 292.402 Recovery = 101.04%								
Zn 206.200†	1681.1	0.0210	mg/L	0.00055	0.0210	mg/L	0.00055	2.62%
QC value within limits for Zn 206.200 Recovery = 105.21%								
Ca 227.546†	427.0	0.8989	mg/L	0.06930	0.8989	mg/L	0.06930	7.71%
QC value within limits for Ca 227.546 Recovery = 89.89%								
Sr 460.733†	96037.2	0.0754	mg/L	0.00079	0.0754	mg/L	0.00079	1.05%
QC value less than the lower limit for Sr 460.733 Recovery = 75.40%								

QC Failed. Continue with analysis.

5/29/1. ok

==========

Sequence No.: 36
Sample ID: ICSA
Analyst:
Initial Sample Wt:
Dilution:

Autosampler Location: 7
Date Collected: 11/28/2007 6:24:57 PM
Data Type: Original
Initial Sample Vol:
Sample Prep Vol:

Mean Data: ICSA

Analyte	Mean Corrected Intensity	Calib Conc.	Units	Std.Dev.	Sample Conc.	Units	Std.Dev.	RSD
Y 371.029	7631522.4	0.9230	mg/L	0.00044				0.05%
Ag 328.068†	-3806.0	0.0029	mg/L	0.00034	0.0029	mg/L	0.00034	11.61%

QC value within limits for Ag 328.068 Recovery = Not calculated							
Al 308.215†	10026243.8	252.0 mg/L	0.42	252.0 mg/L	0.42	0.17%
QC value within limits for Al 308.215 Recovery = 100.79%						
As 188.979†	-69.9	-0.0053 mg/L	0.00047	-0.0053 mg/L	0.00047	8.90%
QC value within limits for As 188.979 Recovery = Not calculated						
B 249.772†	63908.6	0.0201 mg/L	0.00116	0.0201 mg/L	0.00116	5.76%
Ba 233.527†	653.8	0.0008 mg/L	0.00036	0.0008 mg/L	0.00036	44.95%
Be 313.107†	-1386.4	0.0001 mg/L	0.00002	0.0001 mg/L	0.00002	34.43%
QC value within limits for Be 313.107 Recovery = Not calculated						
Cd 226.502†	2386.2	0.0010 mg/L	0.00006	0.0010 mg/L	0.00006	6.31%
QC value within limits for Cd 226.502 Recovery = Not calculated						
Co 228.616†	189.3	-0.0009 mg/L	0.00001	-0.0009 mg/L	0.00001	1.28%
Cr 267.716†	-1207.4	-0.0026 mg/L	0.00014	-0.0026 mg/L	0.00014	5.28%
QC value within limits for Cr 267.716 Recovery = Not calculated						
Cu 324.752†	-3618.2	0.0011 mg/L	0.00019	0.0011 mg/L	0.00019	16.22%
Fe 238.863†	3972769.9	95.50 mg/L	0.919	95.50 mg/L	0.919	0.96%
QC value within limits for Fe 238.863 Recovery = 95.50%						
K 404.721†	-129.6	-0.4315 mg/L	0.06019	-0.4315 mg/L	0.06019	13.95%
Mg 279.077†	8413308.1	251.7 mg/L	0.48	251.7 mg/L	0.48	0.19%
QC value within limits for Mg 279.077 Recovery = 100.69%						
Mn 257.610†	4511.2	0.0026 mg/L	0.00011	0.0026 mg/L	0.00011	4.45%
QC value within limits for Mn 257.610 Recovery = Not calculated						
Mo 202.031†	-177.7	-0.0007 mg/L	0.00053	-0.0007 mg/L	0.00053	76.63%
Ni 231.604†	52.1	0.0000 mg/L	0.00004	0.0000 mg/L	0.00004	690.87%
Na 330.237†	-1638.1	-0.4241 mg/L	0.07779	-0.4241 mg/L	0.07779	18.34%
Pb 220.353†	-530.1	0.0040 mg/L	0.00083	0.0040 mg/L	0.00083	20.91%
QC value within limits for Pb 220.353 Recovery = Not calculated						
Sb 206.836†	-105.1	-0.0025 mg/L	0.00211	-0.0025 mg/L	0.00211	85.80%
Se 196.026†	-61.0	-0.0047 mg/L	0.00438	-0.0047 mg/L	0.00438	93.90%
QC value within limits for Se 196.026 Recovery = Not calculated						
Sn 189.927†	-281.1	0.0142 mg/L	0.00070	0.0142 mg/L	0.00070	4.93%
Ti 337.279†	541.4	-0.0014 mg/L	0.00002	-0.0014 mg/L	0.00002	1.13%
Tl 190.801†	-78.4	-0.0024 mg/L	0.00044	-0.0024 mg/L	0.00044	18.28%
QC value within limits for Tl 190.801 Recovery = Not calculated						
V 292.402†	-2084.1	-0.0007 mg/L	0.00032	-0.0007 mg/L	0.00032	46.32%
Zn 206.200†	1194.9	0.0035 mg/L	0.00025	0.0035 mg/L	0.00025	7.11%
Ca 227.546†	127857.6	271.2 mg/L	1.92	271.2 mg/L	1.92	0.71%
QC value within limits for Ca 227.546 Recovery = 108.48%						
Sr 460.733†	6445.3	0.0009 mg/L	0.00005	0.0009 mg/L	0.00005	5.82%

All analyte(s) passed QC.

Sequence No.: 37
Sample ID: ICSAB
Analyst:
Initial Sample Wt:
Dilution:

Autosampler Location: 8
Date Collected: 11/28/2007 6:30:52 PM
Data Type: Original
Initial Sample Vol:
Sample Prep Vol:

Mean Data: ICSAB

Analyte	Mean Corrected Intensity	Calib Conc.	Calib Units	Std.Dev.	Sample Conc.	Sample Units	Std.Dev.	RSD
Y 371.029	7639611.3	0.9240	mg/L	0.00551				0.60%
Ag 328.068†	56682.9	0.1957	mg/L	0.00015	0.1957	mg/L	0.00015	0.07%
QC value within limits for Ag 328.068 Recovery = 97.85%								
Al 308.215†	9997016.4	251.2	mg/L	0.35	251.2	mg/L	0.35	0.14%
QC value within limits for Al 308.215 Recovery = 100.50%								
As 188.979†	323.2	0.0973	mg/L	0.00368	0.0973	mg/L	0.00368	3.78%
QC value within limits for As 188.979 Recovery = 97.27%								
B 249.772†	62284.9	0.0141	mg/L	0.00117	0.0141	mg/L	0.00117	8.28%
Ba 233.527†	97075.1	0.5404	mg/L	0.00018	0.5404	mg/L	0.00018	0.03%
QC value within limits for Ba 233.527 Recovery = 108.08%								
Be 313.107†	3035727.4	0.5268	mg/L	0.00036	0.5268	mg/L	0.00036	0.07%
QC value within limits for Be 313.107 Recovery = 105.35%								
Cd 226.502†	256013.8	0.9863	mg/L	0.00020	0.9863	mg/L	0.00020	0.02%
QC value within limits for Cd 226.502 Recovery = 98.63%								
Co 228.616†	34909.7	0.4792	mg/L	0.00299	0.4792	mg/L	0.00299	0.62%
QC value within limits for Co 228.616 Recovery = 95.83%								
Cr 267.716†	126830.4	0.5157	mg/L	0.00054	0.5157	mg/L	0.00054	0.10%
QC value within limits for Cr 267.716 Recovery = 103.13%								
Cu 324.752†	199755.0	0.5245	mg/L	0.00177	0.5245	mg/L	0.00177	0.34%
QC value within limits for Cu 324.752 Recovery = 104.90%								

Fe 238.863†	3939523.1	94.70 mg/L	0.002	94.70 mg/L	0.002	0.00%
QC value within limits for Fe 238.863 Recovery = 94.70%						
K 404.721†	-103.5	-0.3446 mg/L	0.03754	-0.3446 mg/L	0.03754	10.90%
Mg 279.077†	8398985.8	251.3 mg/L	0.31	251.3 mg/L	0.31	0.12%
QC value within limits for Mg 279.077 Recovery = 100.52%						
Mn 257.610†	462886.4	0.5276 mg/L	0.00017	0.5276 mg/L	0.00017	0.03%
QC value within limits for Mn 257.610 Recovery = 105.51%						
Mo 202.031†	-187.9	-0.0011 mg/L	0.00030	-0.0011 mg/L	0.00030	27.12%
Ni 231.604†	92226.1	0.9774 mg/L	0.00165	0.9774 mg/L	0.00165	0.17%
QC value within limits for Ni 231.604 Recovery = 97.74%						
Na 330.237†	254.9	0.7830 mg/L	0.02945	0.7830 mg/L	0.02945	3.76%
Pb 220.353†	205.1	0.0551 mg/L	0.00043	0.0551 mg/L	0.00043	0.78%
QC value within limits for Pb 220.353 Recovery = 110.19%						
Sb 206.836†	2458.7	0.6207 mg/L	0.00305	0.6207 mg/L	0.00305	0.49%
QC value within limits for Sb 206.836 Recovery = 103.46%						
Se 196.026†	36.6	0.0443 mg/L	0.00192	0.0443 mg/L	0.00192	4.33%
QC value within limits for Se 196.026 Recovery = 88.69%						
Sn 189.927†	-300.5	0.0123 mg/L	0.00080	0.0123 mg/L	0.00080	6.50%
Ti 337.279†	459.1	-0.0015 mg/L	0.00007	-0.0015 mg/L	0.00007	4.65%
Tl 190.801†	432.6	0.1030 mg/L	0.00198	0.1030 mg/L	0.00198	1.93%
QC value within limits for Tl 190.801 Recovery = 103.04%						
V 292.402†	94511.4	0.5117 mg/L	0.00021	0.5117 mg/L	0.00021	0.04%
QC value within limits for V 292.402 Recovery = 102.35%						
Zn 206.200†	80275.9	0.9947 mg/L	0.00047	0.9947 mg/L	0.00047	0.05%
QC value within limits for Zn 206.200 Recovery = 99.47%						
Ca 227.546†	126841.3	269.0 mg/L	0.02	269.0 mg/L	0.02	0.01%
QC value within limits for Ca 227.546 Recovery = 107.61%						
Sr 460.733†	6495.9	0.0009 mg/L	0.00020	0.0009 mg/L	0.00020	21.37%

All analyte(s) passed QC.

Sequence No.: 38
Sample ID: HLCCV2
Analyst:
Initial Sample Wt:
Dilution:

Autosampler Location: 157
Date Collected: 11/28/2007 6:36:50 PM
Data Type: Original
Initial Sample Vol:
Sample Prep Vol:

Mean Data: HLCCV2

Analyte	Mean Corrected Intensity	Calib Conc.	Calib Units	Std.Dev.	Sample Conc.	Sample Units	Std.Dev.	RSD
Y 371.029	7420830.2	0.8975	mg/L	0.00258				0.29%
Ag 328.068†	636690.0	2.045	mg/L	0.0180	2.045	mg/L	0.0180	0.88%
QC value within limits for Ag 328.068 Recovery = 102.24%								
Al 308.215†	18947436.8	476.2	mg/L	1.55	476.2	mg/L	1.55	0.32%
QC value within limits for Al 308.215 Recovery = 95.24%								
As 188.979†	15018.9	3.919	mg/L	0.0190	3.919	mg/L	0.0190	0.49%
QC value within limits for As 188.979 Recovery = 97.97%								
B 249.772†	2024537.5	10.07	mg/L	0.039	10.07	mg/L	0.039	0.39%
QC value within limits for B 249.772 Recovery = 100.68%								
Ba 233.527†	6914390.3	38.69	mg/L	0.302	38.69	mg/L	0.302	0.78%
QC value within limits for Ba 233.527 Recovery = 96.73%								
Be 313.107†	5722089.2	0.9928	mg/L	0.00345	0.9928	mg/L	0.00345	0.35%
QC value within limits for Be 313.107 Recovery = 99.28%								
Cd 226.502†	490923.1	1.899	mg/L	0.0124	1.899	mg/L	0.0124	0.65%
QC value within limits for Cd 226.502 Recovery = 94.97%								
Co 228.616†	654813.8	9.050	mg/L	0.0665	9.050	mg/L	0.0665	0.74%
Cr 267.716†	2406564.4	9.745	mg/L	0.0765	9.745	mg/L	0.0765	0.78%
QC value within limits for Cr 267.716 Recovery = 97.45%								
Cu 324.752†	1965570.2	5.068	mg/L	0.0281	5.068	mg/L	0.0281	0.55%
QC value within limits for Cu 324.752 Recovery = 101.37%								
Fe 238.863†	3834457.0	92.12	mg/L	0.644	92.12	mg/L	0.644	0.70%
QC value within limits for Fe 238.863 Recovery = 92.12%								
K 404.721†	51.5	0.1713	mg/L	0.02159	0.1713	mg/L	0.02159	12.60%
QC value less than the lower limit for K 404.721 Recovery = 0.17%								
Mg 279.077†	16034486.0	479.7	mg/L	2.23	479.7	mg/L	2.23	0.46%
QC value within limits for Mg 279.077 Recovery = 95.93%								
Mn 257.610†	8326765.5	9.531	mg/L	0.0718	9.531	mg/L	0.0718	0.75%
QC value within limits for Mn 257.610 Recovery = 95.31%								
Mo 202.031†	260307.8	9.708	mg/L	0.0469	9.708	mg/L	0.0469	0.48%
QC value within limits for Mo 202.031 Recovery = 97.08%								
Ni 231.604†	675246.2	7.160	mg/L	0.0580	7.160	mg/L	0.0580	0.81%

QC value less than the lower limit for Ni 231.604 Recovery = 89.50% 90% OK

Na 330.237†	184358.9	118.6 mg/L	0.74	118.6 mg/L	0.74	0.63%
Pb 220.353†	133591.7	9.390 mg/L	0.0453	9.390 mg/L	0.0453	0.48%
QC value within limits for Pb 220.353 Recovery = 93.90%						
Sb 206.836†	-296.0	-0.0287 mg/L	0.00457	-0.0287 mg/L	0.00457	15.94%
Se 196.026†	3713.4	1.900 mg/L	0.0196	1.900 mg/L	0.0196	1.03%
QC value within limits for Se 196.026 Recovery = 95.01%						
Sn 189.927†	-413.0	-0.0042 mg/L	0.00169	-0.0042 mg/L	0.00169	40.35%
Ti 337.279†	8244661.7	10.20 mg/L	0.074	10.20 mg/L	0.074	0.72%
QC value within limits for Ti 337.279 Recovery = 102.02%						
Tl 190.801†	17522.6	3.627 mg/L	0.0315	3.627 mg/L	0.0315	0.87%
QC value within limits for Tl 190.801 Recovery = 90.67%						
V 292.402†	1850845.1	9.830 mg/L	0.0551	9.830 mg/L	0.0551	0.56%
QC value within limits for V 292.402 Recovery = 98.30%						
Zn 206.200†	297862.1	3.718 mg/L	0.0228	3.718 mg/L	0.0228	0.61%
Ca 227.546†	128085.4	271.5 mg/L	2.14	271.5 mg/L	2.14	0.79%
QC value within limits for Ca 227.546 Recovery = 108.62%						
Sr 460.733†	Saturated2					

QC Failed. Continue with analysis.

Sequence No.: 39
Sample ID: HLCCV1
Analyst:
Initial Sample Wt:
Dilution:

Autosampler Location: 2
Date Collected: 11/28/2007 6:41:43 PM
Data Type: Original
Initial Sample Vol:
Sample Prep Vol:

Mean Data: HLCCV1

Analyte	Mean Corrected Intensity	Calib Conc.	Units	Std.Dev.	Sample Conc.	Units	Std.Dev.	RSD
Y 371.029	8086255.6	0.9780	mg/L	0.00049				0.05%
Ag 328.068†	312423.1	0.9980	mg/L	0.00603	0.9980	mg/L	0.00603	0.60%
QC value within limits for Ag 328.068 Recovery = 99.80%								
Al 308.215†	819140.0	20.58	mg/L	0.156	20.58	mg/L	0.156	0.76%
QC value within limits for Al 308.215 Recovery = 102.92%								
As 188.979†	7645.6	2.001	mg/L	0.0025	2.001	mg/L	0.0025	0.13%
QC value within limits for As 188.979 Recovery = 100.05%								
B 249.772†	998192.6	5.098	mg/L	0.0204	5.098	mg/L	0.0204	0.40%
QC value within limits for B 249.772 Recovery = 101.95%								
Ba 233.527†	3685051.3	20.62	mg/L	0.124	20.62	mg/L	0.124	0.60%
QC value within limits for Ba 233.527 Recovery = 103.11%								
Be 313.107†	2982150.1	0.5172	mg/L	0.00377	0.5172	mg/L	0.00377	0.73%
QC value within limits for Be 313.107 Recovery = 103.44%								
Cd 226.502†	263373.4	1.022	mg/L	0.0068	1.022	mg/L	0.0068	0.67%
QC value within limits for Cd 226.502 Recovery = 102.22%								
Co 228.616†	367573.3	5.082	mg/L	0.0353	5.082	mg/L	0.0353	0.69%
QC value within limits for Co 228.616 Recovery = 101.63%								
Cr 267.716†	253094.7	1.025	mg/L	0.0067	1.025	mg/L	0.0067	0.65%
QC value within limits for Cr 267.716 Recovery = 102.48%								
Cu 324.752†	993847.9	2.559	mg/L	0.0178	2.559	mg/L	0.0178	0.69%
QC value within limits for Cu 324.752 Recovery = 102.37%								
Fe 238.863†	429580.9	10.32	mg/L	0.068	10.32	mg/L	0.068	0.66%
QC value within limits for Fe 238.863 Recovery = 103.21%								
K 404.721†	14939.7	49.72	mg/L	0.291	49.72	mg/L	0.291	0.58%
QC value within limits for K 404.721 Recovery = 99.45%								
Mg 279.077†	1722922.2	51.54	mg/L	0.342	51.54	mg/L	0.342	0.66%
QC value within limits for Mg 279.077 Recovery = 103.08%								
Mn 257.610†	1352014.3	1.548	mg/L	0.0097	1.548	mg/L	0.0097	0.63%
QC value within limits for Mn 257.610 Recovery = 103.18%								
Mo 202.031†	136058.1	5.070	mg/L	0.0326	5.070	mg/L	0.0326	0.64%
QC value within limits for Mo 202.031 Recovery = 101.39%								
Ni 231.604†	377799.6	4.006	mg/L	0.0274	4.006	mg/L	0.0274	0.68%
QC value within limits for Ni 231.604 Recovery = 100.15%								
Na 330.237†	80476.9	51.69	mg/L	0.306	51.69	mg/L	0.306	0.59%
QC value within limits for Na 330.237 Recovery = 103.38%								
Pb 220.353†	14494.6	1.014	mg/L	0.0050	1.014	mg/L	0.0050	0.49%
QC value within limits for Pb 220.353 Recovery = 101.39%								
Sb 206.836†	40508.1	9.850	mg/L	0.0169	9.850	mg/L	0.0169	0.17%
QC value within limits for Sb 206.836 Recovery = 98.50%								
Se 196.026†	1985.5	1.003	mg/L	0.0047	1.003	mg/L	0.0047	0.47%
QC value within limits for Se 196.026 Recovery = 100.35%								

Sn 189.927†	125652.8	9.905 mg/L	0.0677	9.905 mg/L	0.0677	0.68%
QC value within limits for Sn 189.927 Recovery = 99.05%						
Ti 337.279†	4137499.5	5.121 mg/L	0.0309	5.121 mg/L	0.0309	0.60%
QC value within limits for Ti 337.279 Recovery = 102.41%						
Tl 190.801†	9668.8	2.002 mg/L	0.0067	2.002 mg/L	0.0067	0.34%
QC value within limits for Tl 190.801 Recovery = 100.08%						
V 292.402†	961559.4	5.103 mg/L	0.0353	5.103 mg/L	0.0353	0.69%
QC value within limits for V 292.402 Recovery = 102.06%						
Zn 206.200†	164098.1	2.055 mg/L	0.0140	2.055 mg/L	0.0140	0.68%
QC value within limits for Zn 206.200 Recovery = 102.75%						
Ca 227.546†	24964.1	52.68 mg/L	0.184	52.68 mg/L	0.184	0.35%
QC value within limits for Ca 227.546 Recovery = 105.36%						
Sr 460.733†	6681626.6	5.246 mg/L	0.0168	5.246 mg/L	0.0168	0.32%

All analyte(s) passed QC.

Sequence No.: 40
Sample ID: CCV
Analyst:
Initial Sample Wt:
Dilution:

Autosampler Location: 3
Date Collected: 11/28/2007 6:46:27 PM
Data Type: Original
Initial Sample Vol:
Sample Prep Vol:

Mean Data: CCV

Analyte	Mean Corrected Intensity	Calib Conc.	Units	Std.Dev.	Sample Conc.	Units	Std.Dev.	RSD
Y 371.029	8204345.2	0.9923	mg/L	0.00133				0.13%
Ag 328.068†	153677.5	0.4909	mg/L	0.00145	0.4909	mg/L	0.00145	0.30%
QC value within limits for Ag 328.068 Recovery = 98.18%								
Al 308.215†	397772.4	9.995	mg/L	0.0180	9.995	mg/L	0.0180	0.18%
QC value within limits for Al 308.215 Recovery = 99.95%								
As 188.979†	3832.9	1.003	mg/L	0.0015	1.003	mg/L	0.0015	0.15%
QC value within limits for As 188.979 Recovery = 100.31%								
B 249.772†	487911.6	2.491	mg/L	0.0192	2.491	mg/L	0.0192	0.77%
QC value within limits for B 249.772 Recovery = 99.66%								
Ba 233.527†	1862877.2	10.42	mg/L	0.019	10.42	mg/L	0.019	0.18%
QC value within limits for Ba 233.527 Recovery = 104.25%								
Be 313.107†	1491800.1	0.2587	mg/L	0.00066	0.2587	mg/L	0.00066	0.26%
QC value within limits for Be 313.107 Recovery = 103.49%								
Cd 226.502†	132943.5	0.5160	mg/L	0.00076	0.5160	mg/L	0.00076	0.15%
QC value within limits for Cd 226.502 Recovery = 103.20%								
Co 228.616†	187432.3	2.591	mg/L	0.0003	2.591	mg/L	0.0003	0.01%
QC value within limits for Co 228.616 Recovery = 103.65%								
Cr 267.716†	127705.8	0.5171	mg/L	0.00014	0.5171	mg/L	0.00014	0.03%
QC value within limits for Cr 267.716 Recovery = 103.42%								
Cu 324.752†	492576.2	1.268	mg/L	0.0043	1.268	mg/L	0.0043	0.34%
QC value within limits for Cu 324.752 Recovery = 101.47%								
Fe 238.863†	214259.7	5.148	mg/L	0.0022	5.148	mg/L	0.0022	0.04%
QC value within limits for Fe 238.863 Recovery = 102.96%								
K 404.721†	6870.9	22.87	mg/L	0.416	22.87	mg/L	0.416	1.82%
QC value within limits for K 404.721 Recovery = 91.47%								
Mg 279.077†	863193.9	25.82	mg/L	0.041	25.82	mg/L	0.041	0.16%
QC value within limits for Mg 279.077 Recovery = 103.29%								
Mn 257.610†	695310.3	0.7960	mg/L	0.00019	0.7960	mg/L	0.00019	0.02%
QC value within limits for Mn 257.610 Recovery = 106.13%								
Mo 202.031†	68104.4	2.538	mg/L	0.0068	2.538	mg/L	0.0068	0.27%
QC value within limits for Mo 202.031 Recovery = 101.51%								
Ni 231.604†	195360.6	2.072	mg/L	0.0027	2.072	mg/L	0.0027	0.13%
QC value within limits for Ni 231.604 Recovery = 103.58%								
Na 330.237†	37176.2	23.88	mg/L	0.018	23.88	mg/L	0.018	0.07%
QC value within limits for Na 330.237 Recovery = 95.52%								
Pb 220.353†	7384.4	0.5165	mg/L	0.00049	0.5165	mg/L	0.00049	0.09%
QC value within limits for Pb 220.353 Recovery = 103.30%								
Sb 206.836†	20674.4	5.027	mg/L	0.0128	5.027	mg/L	0.0128	0.25%
QC value within limits for Sb 206.836 Recovery = 100.54%								
Se 196.026†	996.1	0.5034	mg/L	0.00090	0.5034	mg/L	0.00090	0.18%
QC value within limits for Se 196.026 Recovery = 100.68%								
Sn 189.927†	62363.4	4.916	mg/L	0.0193	4.916	mg/L	0.0193	0.39%
QC value within limits for Sn 189.927 Recovery = 98.32%								
Ti 337.279†	2067988.2	2.559	mg/L	0.0067	2.559	mg/L	0.0067	0.26%
QC value within limits for Ti 337.279 Recovery = 102.38%								
Tl 190.801†	4960.0	1.027	mg/L	0.0025	1.027	mg/L	0.0025	0.25%

QC value within limits for Tl 190.801 Recovery = 102.67%

V 292.402†	477844.1	2.536 mg/L	0.0118	2.536 mg/L	0.0118	0.47%

QC value within limits for V 292.402 Recovery = 101.43%

Zn 206.200†	83532.5	1.046 mg/L	0.0014	1.046 mg/L	0.0014	0.13%

QC value within limits for Zn 206.200 Recovery = 104.61%

Ca 227.546†	12061.8	25.46 mg/L	0.024	25.46 mg/L	0.024	0.09%

QC value within limits for Ca 227.546 Recovery = 101.83%

Sr 460.733†	3091175.7	2.427 mg/L	0.0040	2.427 mg/L	0.0040	0.16%

QC value within limits for Sr 460.733 Recovery = 97.08%

All analyte(s) passed QC.

Sequence No.: 41
Sample ID: CCB
Analyst:
Initial Sample Wt:
Dilution:

Autosampler Location: 1
Date Collected: 11/28/2007 6:52:19 PM
Data Type: Original
Initial Sample Vol:
Sample Prep Vol:

Mean Data: CCB

Analyte	Mean Corrected Intensity	Calib Conc.	Calib Units	Std.Dev.	Sample Conc.	Sample Units	Std.Dev.	RSD
Y 371.029	8390925.1	1.015	mg/L	0.0132				1.30%
Ag 328.068†	175.9	0.0006	mg/L	0.00001	0.0006	mg/L	0.00001	0.93%
QC value within limits for Ag 328.068 Recovery = Not calculated								
Al 308.215†	-628.3	-0.0158	mg/L	0.00486	-0.0158	mg/L	0.00486	30.80%
QC value within limits for Al 308.215 Recovery = Not calculated								
As 188.979†	-2.6	-0.0007	mg/L	0.00143	-0.0007	mg/L	0.00143	207.63%
QC value within limits for As 188.979 Recovery = Not calculated								
B 249.772†	10055.9	0.0517	mg/L	0.00637	0.0517	mg/L	0.00637	12.31%
QC value within limits for B 249.772 Recovery = Not calculated								
Ba 233.527†	1392.4	0.0078	mg/L	0.00074	0.0078	mg/L	0.00074	9.47%
QC value within limits for Ba 233.527 Recovery = Not calculated								
Be 313.107†	1341.4	0.0002	mg/L	0.00002	0.0002	mg/L	0.00002	8.28%
QC value within limits for Be 313.107 Recovery = Not calculated								
Cd 226.502†	-0.5	0.0000	mg/L	0.00008	0.0000	mg/L	0.00008	>999.9%
QC value within limits for Cd 226.502 Recovery = Not calculated								
Co 228.616†	28.3	0.0004	mg/L	0.00025	0.0004	mg/L	0.00025	62.68%
QC value within limits for Co 228.616 Recovery = Not calculated								
Cr 267.716†	74.9	0.0003	mg/L	0.00022	0.0003	mg/L	0.00022	71.34%
QC value within limits for Cr 267.716 Recovery = Not calculated								
Cu 324.752†	3822.0	0.0098	mg/L	0.00115	0.0098	mg/L	0.00115	11.72%
QC value within limits for Cu 324.752 Recovery = Not calculated								
Fe 238.863†	159.6	0.0038	mg/L	0.00585	0.0038	mg/L	0.00585	152.38%
QC value within limits for Fe 238.863 Recovery = Not calculated								
K 404.721†	-673.3	-2.241	mg/L	0.0321	-2.241	mg/L	0.0321	1.43%
QC value less than the lower limit for K 404.721 Recovery = Not calculated								
Mg 279.077†	382.1	0.0114	mg/L	0.00057	0.0114	mg/L	0.00057	4.96%
QC value within limits for Mg 279.077 Recovery = Not calculated								
Mn 257.610†	1183.9	0.0014	mg/L	0.00005	0.0014	mg/L	0.00005	3.53%
QC value within limits for Mn 257.610 Recovery = Not calculated								
Mo 202.031†	55.8	0.0021	mg/L	0.00046	0.0021	mg/L	0.00046	22.00%
QC value within limits for Mo 202.031 Recovery = Not calculated								
Ni 231.604†	65.5	0.0007	mg/L	0.00004	0.0007	mg/L	0.00004	5.60%
QC value within limits for Ni 231.604 Recovery = Not calculated								
Na 330.237†	-35.5	-0.0228	mg/L	0.06379	-0.0228	mg/L	0.06379	280.05%
QC value within limits for Na 330.237 Recovery = Not calculated								
Pb 220.353†	21.0	0.0015	mg/L	0.00020	0.0015	mg/L	0.00020	13.37%
QC value within limits for Pb 220.353 Recovery = Not calculated								
Sb 206.836†	30.1	0.0073	mg/L	0.00054	0.0073	mg/L	0.00054	7.44%
QC value within limits for Sb 206.836 Recovery = Not calculated								
Se 196.026†	1.0	0.0005	mg/L	0.00006	0.0005	mg/L	0.00006	12.64%
QC value within limits for Se 196.026 Recovery = Not calculated								
Sn 189.927†	107.9	0.0085	mg/L	0.00120	0.0085	mg/L	0.00120	14.09%
QC value within limits for Sn 189.927 Recovery = Not calculated								
Ti 337.279†	483.1	0.0006	mg/L	0.00036	0.0006	mg/L	0.00036	60.97%
QC value within limits for Ti 337.279 Recovery = Not calculated								
Tl 190.801†	2.8	0.0006	mg/L	0.00055	0.0006	mg/L	0.00055	93.88%
QC value within limits for Tl 190.801 Recovery = Not calculated								
V 292.402†	41.1	0.0002	mg/L	0.00017	0.0002	mg/L	0.00017	79.34%
QC value within limits for V 292.402 Recovery = Not calculated								
Zn 206.200†	77.5	0.0010	mg/L	0.00011	0.0010	mg/L	0.00011	11.76%

QC value within limits for Zn 206.200 Recovery = Not calculated
Ca 227.546† -7.0 -0.0145 mg/L 0.01992 -0.0145 mg/L 0.01992 137.31%
QC value within limits for Ca 227.546 Recovery = Not calculated
Sr 460.733† 2023.5 0.0016 mg/L 0.00016 0.0016 mg/L 0.00016 9.96%
QC value within limits for Sr 460.733 Recovery = Not calculated
QC Failed. Continue with analysis.

Sequence No.: 42
Sample ID: 1051219
Analyst:
Initial Sample Wt: 1.01 g
Dilution:

Autosampler Location: 56
Date Collected: 11/28/2007 6:58:07 PM
Data Type: Original
Initial Sample Vol:
Sample Prep Vol: 100 mL

Mean Data: 1051219

Analyte	Mean Corrected Intensity	Calib Conc.	Calib Units	Std.Dev.	Sample Conc.	Sample Units	Std.Dev.	RSD
Y 371.029	8071049.6	0.9762	mg/L	0.00211				0.22%
Ag 328.068†	-1881.5	0.0176	mg/L	0.00039				2.19%
Al 308.215†	3882222.1	97.58	mg/L	0.165				0.17%
As 188.979†	7.4	0.0562	mg/L	0.00042				0.75%
B 249.772†	119770.7	0.1826	mg/L	0.01209				6.62%
Ba 233.527†	611643.4	3.419	mg/L	0.0673				1.97%
Be 313.107†	27499.2	0.0049	mg/L	0.00008				1.70%
Cd 226.502†	11457.9	0.0301	mg/L	0.00003				0.11%
Co 228.616†	6076.4	0.0784	mg/L	0.00011				0.15%
Cr 267.716†	51155.8	0.2092	mg/L	0.00418				2.00%
Cu 324.752†	333694.7	0.8785	mg/L	0.01572				1.79%
Fe 238.863†	6667985.3	160.4	mg/L	0.41				0.25%
K 404.721†	5946.6	19.79	mg/L	0.021				0.10%
Mg 279.077†	3295420.0	98.73	mg/L	0.356				0.36%
Mn 257.610†	2815380.8	3.224	mg/L	0.0087				0.27%
Mo 202.031†	36.6	0.0078	mg/L	0.00021				2.62%
Ni 231.604†	14751.5	0.1553	mg/L	0.00039				0.25%
Na 330.237†	9712.4	6.757	mg/L	0.0621				0.92%
~~Pb 220.353†~~	124305.1	8.681	mg/L	0.1588				1.83%
Sb 206.836†	-33.2	-0.0007	mg/L	0.00064				94.64%
Se 196.026†	-54.9	0.0109	mg/L	0.00012				1.08%
Sn 189.927†	1997.4	0.1695	mg/L	0.00282				1.67%
Ti 337.279†	5047020.9	6.246	mg/L	0.0130				0.21%
Tl 190.801†	-37.4	0.0045	mg/L	0.00167				36.96%
V 292.402†	49042.3	0.2779	mg/L	0.00529				1.90%
~~Zn 206.200†~~	405413.5	5.065	mg/L	0.1056				2.08%
Ca 227.546†	35405.6	79.27	mg/L	1.406				1.77%
Sr 460.733†	357716.2	0.2786	mg/L	0.00037				0.13%

Sample conc. not calculated. Nominal Wt. AND Initial Wt. required OR sample units incorrect.

Sequence No.: 43
Sample ID: 1051221
Analyst:
Initial Sample Wt: 1.05 g
Dilution:

Autosampler Location: 57
Date Collected: 11/28/2007 7:03:56 PM
Data Type: Original
Initial Sample Vol:
Sample Prep Vol: 100 mL

Mean Data: 1051221

Analyte	Mean Corrected Intensity	Calib Conc.	Calib Units	Std.Dev.	Sample Conc.	Sample Units	Std.Dev.	RSD
Y 371.029	7894970.8	0.9549	mg/L	0.00169				0.18%
Ag 328.068†	24030.5	0.2020	mg/L	0.00060				0.30%
Al 308.215†	2790213.4	70.16	mg/L	0.128				0.18%
As 188.979†	-846.0	0.1152	mg/L	0.00034				0.30%
B 249.772†	654225.1	1.139	mg/L	0.0040				0.35%
Ba 233.527†	390962.5	2.167	mg/L	0.0049				0.22%
Be 313.107†	19961.7	0.0037	mg/L	0.00001				0.40%
Cd 226.502†	30774.0	0.0414	mg/L	0.00024				0.58%
Co 228.616†	12848.1	0.1479	mg/L	0.00108				0.73%
Cr 267.716†	120781.8	0.4973	mg/L	0.00068				0.14%
~~Cu 324.752†~~	4741732.2	12.31	mg/L	0.014				0.11%
Fe 238.863†	35863092.9	862.9	mg/L	0.08				0.01%
K 404.721†	5196.9	17.30	mg/L	0.180				1.04%

Mg 279.077†	1448987.0	44.29	mg/L	0.090				0.20%
Mn 257.610†	7589772.7	8.695	mg/L	0.0145				0.17%
Mo 202.031†	-189.5	0.0220	mg/L	0.00051				2.32%
Ni 231.604†	64716.0	0.6795	mg/L	0.00211				0.31%
Na 330.237†	18032.6	14.11	mg/L	0.030				0.21%
Pb 220.353†	16962.7	1.192	mg/L	0.0089				0.75%
Sb 206.836†	58.8	0.0113	mg/L	0.00091				8.08%
Se 196.026†	-420.5	-0.0100	mg/L	0.00632				63.27%
Sn 189.927†	3977.8	0.3427	mg/L	0.00514				1.50%
Ti 337.279†	5742265.1	7.105	mg/L	0.0109				0.15%
~~Tl 190.801†~~	-413.2	-0.0241	mg/L	0.00350				14.51%
V 292.402†	52106.3	0.3724	mg/L	0.00138				0.37%
~~Zn 206.200†~~	380309.3	4.685	mg/L	0.0098				0.21%
Ca 227.546†	35452.7	101.3	mg/L	0.13				0.13%
Sr 460.733†	641641.5	0.4953	mg/L	0.00003				0.01%

Sample conc. not calculated. Nominal Wt. AND Initial Wt. required OR sample units incorrect.

Sequence No.: 44
Sample ID: 1051222
Analyst:
Initial Sample Wt: 1.01 g
Dilution:

Autosampler Location: 58
Date Collected: 11/28/2007 7:08:57 PM
Data Type: Original
Initial Sample Vol:
Sample Prep Vol: 100 mL

Mean Data: 1051222

Analyte	Mean Corrected Intensity	Calib Conc.	Calib Units	Std.Dev.	Sample Conc.	Sample Units	Std.Dev.	RSD
Y 371.029	8032140.2	0.9715	mg/L	0.00040				0.04%
Ag 328.068†	38571.2	0.1576	mg/L	0.00055				0.35%
Al 308.215†	2199460.3	55.28	mg/L	0.081				0.15%
As 188.979†	-242.9	0.0236	mg/L	0.00248				10.49%
B 249.772†	163989.5	0.2252	mg/L	0.00473				2.10%
Ba 233.527†	364270.1	2.033	mg/L	0.0049				0.24%
Be 313.107†	16565.4	0.0030	mg/L	0.00000				0.10%
Cd 226.502†	17703.8	0.0477	mg/L	0.00004				0.09%
Co 228.616†	5983.9	0.0746	mg/L	0.00033				0.45%
Cr 267.716†	73323.6	0.2992	mg/L	0.00139				0.46%
~~Cu 324.752†~~	6769928.9	17.45	mg/L	0.060				0.34%
Fe 238.863†	9722675.5	233.9	mg/L	0.11				0.05%
K 404.721†	5891.8	19.61	mg/L	0.083				0.42%
Mg 279.077†	1551062.0	46.65	mg/L	0.156				0.33%
Mn 257.610†	2158378.6	2.472	mg/L	0.0066				0.27%
Mo 202.031†	13.0	0.0084	mg/L	0.00057				6.78%
Ni 231.604†	27616.4	0.2910	mg/L	0.00196				0.67%
Na 330.237†	18326.0	12.66	mg/L	0.066				0.52%
Pb 220.353†	22440.8	1.573	mg/L	0.0037				0.24%
Sb 206.836†	7.2	0.0049	mg/L	0.00016				3.20%
Se 196.026†	-102.5	0.0041	mg/L	0.00242				59.22%
Sn 189.927†	9096.1	0.7429	mg/L	0.00033				0.04%
Ti 337.279†	4377480.1	5.417	mg/L	0.0095				0.17%
Tl 190.801†	-99.8	0.0018	mg/L	0.00001				0.46%
V 292.402†	28753.8	0.1785	mg/L	0.00030				0.17%
~~Zn 206.200†~~	842870.0	10.54	mg/L	0.035				0.33%
Ca 227.546†	68160.7	150.3	mg/L	0.26				0.17%
Sr 460.733†	691527.7	0.5390	mg/L	0.00096				0.18%

Sample conc. not calculated. Nominal Wt. AND Initial Wt. required OR sample units incorrect.

Sequence No.: 45
Sample ID: 1051223
Analyst:
Initial Sample Wt: 1.04 g
Dilution:

Autosampler Location: 59
Date Collected: 11/28/2007 7:14:57 PM
Data Type: Original
Initial Sample Vol:
Sample Prep Vol: 100 mL

Mean Data: 1051223

Analyte	Mean Corrected Intensity	Calib Conc.	Calib Units	Std.Dev.	Sample Conc.	Sample Units	Std.Dev.	RSD
Y 371.029	8187414.4	0.9903	mg/L	0.00560				0.57%
Ag 328.068†	-11057.7	0.0232	mg/L	0.00005				0.20%
Al 308.215†	2120199.2	53.30	mg/L	0.368				0.69%

As 188.979†	-74.5	0.1354	mg/L	0.00236			1.74%
B 249.772†	278661.5	0.3915	mg/L	0.01186			3.03%
Ba 233.527†	1519865.1	8.496	mg/L	0.0553			0.65%
Be 313.107†	19991.1	0.0036	mg/L	0.00002			0.44%
Cd 226.502†	17388.3	0.0312	mg/L	0.00067			2.14%
Co 228.616†	6569.0	0.0769	mg/L	0.00011			0.15%
Cr 267.716†	69104.6	0.2838	mg/L	0.00158			0.56%
Cu 324.752†	1341111.8	3.502	mg/L	0.0317			0.91%
Fe 238.863†	16715850.1	402.2	mg/L	0.45			0.11%
K 404.721†	2899.5	9.650	mg/L	0.8546			8.86%
Mg 279.077†	1326924.1	40.13	mg/L	0.280			0.70%
Mn 257.610†	2285248.6	2.618	mg/L	0.0184			0.70%
Mo 202.031†	-75.6	0.0110	mg/L	0.00010			0.89%
Ni 231.604†	34980.0	0.3678	mg/L	0.00312			0.85%
Na 330.237†	41760.8	27.95	mg/L	0.085			0.30%
~~Pb 220.353†~~	289607.8	20.20	mg/L	0.130			0.64%
Sb 206.836†	98.5	0.0245	mg/L	0.00071			2.91%
Se 196.026†	-165.6	0.0109	mg/L	0.00163			14.93%
Sn 189.927†	5290.2	0.4311	mg/L	0.00122			0.28%
Ti 337.279†	3427766.9	4.241	mg/L	0.0299			0.70%
Tl 190.801†	-155.9	-0.0038	mg/L	0.00110			28.50%
V 292.402†	23150.9	0.1675	mg/L	0.00105			0.63%
~~Zn 206.200†~~	1942462.9	24.31	mg/L	0.173			0.71%
Ca 227.546†	20894.6	56.36	mg/L	0.337			0.60%
Sr 460.733†	510316.8	0.3967	mg/L	0.00185			0.47%

Sample conc. not calculated. Nominal Wt. AND Initial Wt. required OR sample units incorrect.

Sequence No.: 46
Sample ID: 1051226
Analyst:
Initial Sample Wt: 1.05 g
Dilution:

Autosampler Location: 60
Date Collected: 11/28/2007 7:20:57 PM
Data Type: Original
Initial Sample Vol:
Sample Prep Vol: 100 mL

Mean Data: 1051226

Analyte	Mean Corrected Intensity	Calib Conc.	Calib Units	Std.Dev.	Sample Conc.	Sample Units	Std.Dev.	RSD
Y 371.029	8162806.9	0.9873	mg/L	0.00050				0.05%
Ag 328.068†	44925.8	0.1727	mg/L	0.00007				0.04%
Al 308.215†	2519426.1	63.33	mg/L	0.391				0.62%
As 188.979†	-105.8	0.0472	mg/L	0.00101				2.15%
B 249.772†	140203.6	0.1914	mg/L	0.00014				0.07%
Ba 233.527†	558443.3	3.120	mg/L	0.0038				0.12%
Be 313.107†	20099.6	0.0036	mg/L	0.00001				0.26%
Cd 226.502†	15596.5	0.0424	mg/L	0.00025				0.60%
Co 228.616†	5496.9	0.0690	mg/L	0.00032				0.46%
Cr 267.716†	63020.5	0.2572	mg/L	0.00006				0.02%
~~Cu 324.752†~~	2517360.3	6.505	mg/L	0.0437				0.67%
Fe 238.863†	8397117.5	202.0	mg/L	1.16				0.57%
K 404.721†	3334.1	11.10	mg/L	0.207				1.87%
Mg 279.077†	936076.6	28.22	mg/L	0.140				0.50%
Mn 257.610†	2622055.0	3.004	mg/L	0.0168				0.56%
Mo 202.031†	-41.5	0.0060	mg/L	0.00085				14.19%
Ni 231.604†	38237.2	0.4039	mg/L	0.00019				0.05%
Na 330.237†	21598.0	14.43	mg/L	0.038				0.26%
~~Pb 220.353†~~	162115.3	11.31	mg/L	0.016				0.14%
Sb 206.836†	115.4	0.0316	mg/L	0.00043				1.36%
Se 196.026†	-84.5	0.0059	mg/L	0.00570				96.67%
Sn 189.927†	46625.5	3.680	mg/L	0.0011				0.03%
Ti 337.279†	3491904.3	4.321	mg/L	0.0237				0.55%
Tl 190.801†	-46.6	0.0029	mg/L	0.00122				41.91%
V 292.402†	43128.5	0.2512	mg/L	0.00075				0.30%
~~Zn 206.200†~~	1058553.3	13.25	mg/L	0.080				0.61%
Ca 227.546†	13278.1	34.16	mg/L	0.173				0.51%
Sr 460.733†	189006.8	0.1464	mg/L	0.00093				0.63%

Sample conc. not calculated. Nominal Wt. AND Initial Wt. required OR sample units incorrect.

Sequence No.: 47
Sample ID: 1053883
Analyst:

Autosampler Location: 61
Date Collected: 11/28/2007 7:27:10 PM
Data Type: Original

Initial Sample Wt: 1.01 g
Dilution:

Initial Sample Vol:
Sample Prep Vol: 100 mL

Mean Data: 1053883

Analyte	Mean Corrected Intensity	Calib Conc.	Units	Std.Dev.	Sample Conc.	Units	Std.Dev.	RSD
Y 371.029	8196277.8	0.9913	mg/L	0.02787				2.81%
Ag 328.068†	-7930.5	0.0050	mg/L	0.00069				13.65%
Al 308.215†	4405593.4	110.7	mg/L	3.79				3.42%
As 188.979†	11.9	0.0773	mg/L	0.00443				5.73%
B 249.772†	143568.0	0.1847	mg/L	0.00680				3.68%
Ba 233.527†	165791.6	0.9225	mg/L	0.02218				2.40%
Be 313.107†	50143.9	0.0088	mg/L	0.00014				1.55%
Cd 226.502†	5707.3	0.0034	mg/L	0.00017				5.03%
Co 228.616†	9032.9	0.1176	mg/L	0.00321				2.73%
Cr 267.716†	30885.0	0.1271	mg/L	0.00327				2.57%
Cu 324.752†	53530.5	0.1636	mg/L	0.00210				1.28%
Fe 238.863†	8680842.5	208.9	mg/L	7.02				3.36%
K 404.721†	1597.9	5.318	mg/L	0.7002				13.17%
Mg 279.077†	624741.0	18.92	mg/L	0.465				2.46%
Mn 257.610†	8310387.5	9.519	mg/L	0.3272				3.44%
Mo 202.031†	1705.8	0.0721	mg/L	0.00110				1.52%
Ni 231.604†	16953.6	0.1783	mg/L	0.00518				2.91%
Na 330.237†	1472.6	1.499	mg/L	0.1415				9.44%
Pb 220.353†	2822.7	0.2138	mg/L	0.00618				2.89%
Sb 206.836†	-22.7	0.0020	mg/L	0.00072				35.21%
Se 196.026†	-78.9	0.0121	mg/L	0.00421				34.84%
Sn 189.927†	56.1	0.0084	mg/L	0.00049				5.79%
Ti 337.279†	402124.3	0.4970	mg/L	0.01751				3.52%
Tl 190.801†	-23.9	0.0042	mg/L	0.00110				26.26%
V 292.402†	27800.0	0.1707	mg/L	0.00466				2.73%
Zn 206.200†	66383.9	0.8127	mg/L	0.01609				1.98%
Ca 227.546†	7737.1	22.76	mg/L	0.696				3.06%
Sr 460.733†	127014.6	0.0981	mg/L	0.00262				2.67%

Sample conc. not calculated. Nominal Wt. AND Initial Wt. required OR sample units incorrect.

Sequence No.: 48
Sample ID: 1053884
Analyst:
Initial Sample Wt: 1 g
Dilution:

Autosampler Location: 62
Date Collected: 11/28/2007 7:33:02 PM
Data Type: Original
Initial Sample Vol:
Sample Prep Vol: 100 mL

Mean Data: 1053884

Analyte	Mean Corrected Intensity	Calib Conc.	Units	Std.Dev.	Sample Conc.	Units	Std.Dev.	RSD
Y 371.029	8171725.0	0.9884	mg/L	0.00140				0.14%
Ag 328.068†	-8330.8	0.0048	mg/L	0.00058				12.07%
Al 308.215†	3893285.9	97.86	mg/L	0.075				0.08%
As 188.979†	75.8	0.0981	mg/L	0.00112				1.14%
B 249.772†	147646.0	0.1886	mg/L	0.00104				0.55%
Ba 233.527†	104291.1	0.5782	mg/L	0.00094				0.16%
Be 313.107†	36706.8	0.0065	mg/L	0.00001				0.20%
Cd 226.502†	5716.1	0.0027	mg/L	0.00007				2.50%
Co 228.616†	10275.9	0.1346	mg/L	0.00001				0.00%
Cr 267.716†	30014.5	0.1237	mg/L	0.00028				0.22%
Cu 324.752†	83040.0	0.2406	mg/L	0.00023				0.09%
Fe 238.863†	9004484.7	216.6	mg/L	0.33				0.15%
K 404.721†	1067.2	3.552	mg/L	0.4153				11.69%
Mg 279.077†	792939.3	23.95	mg/L	0.001				0.01%
Mn 257.610†	4326991.5	4.957	mg/L	0.0011				0.02%
Mo 202.031†	1895.9	0.0793	mg/L	0.00081				1.03%
Ni 231.604†	18150.5	0.1909	mg/L	0.00003				0.01%
Na 330.237†	935.1	1.158	mg/L	0.0207				1.79%
Pb 220.353†	3957.0	0.2908	mg/L	0.00011				0.04%
Sb 206.836†	-2.0	0.0058	mg/L	0.00112				19.38%
Se 196.026†	-92.8	0.0063	mg/L	0.00055				8.82%
Sn 189.927†	130.0	0.0127	mg/L	0.00034				2.70%
Ti 337.279†	596046.0	0.7370	mg/L	0.01427				1.94%
Tl 190.801†	-48.5	-0.0001	mg/L	0.00084				703.03%

V 292.402†	22619.4	0.1440	mg/L	0.00032			0.22%
Zn 206.200†	63224.3	0.7721	mg/L	0.00125			0.16%
Ca 227.546†	1632.1	10.19	mg/L	0.011			0.11%
Sr 460.733†	70672.9	0.0539	mg/L	0.00026			0.47%

Sample conc. not calculated. Nominal Wt. AND Initial Wt. required OR sample units incorrect.

Sequence No.: 49
Sample ID: 1053885
Analyst:
Initial Sample Wt: 1.03 g
Dilution:

Autosampler Location: 63
Date Collected: 11/28/2007 7:38:50 PM
Data Type: Original
Initial Sample Vol:
Sample Prep Vol: 100 mL

Mean Data: 1053885

Analyte	Mean Corrected Intensity	Calib Conc.	Calib Units	Std.Dev.	Sample Conc.	Sample Units	Std.Dev.	RSD
Y 371.029	8334372.8	1.008	mg/L	0.0028				0.27%
Ag 328.068†	-8774.5	0.0052	mg/L	0.00026				5.03%
Al 308.215†	3224115.5	81.04	mg/L	0.215				0.27%
As 188.979†	110.4	0.1131	mg/L	0.00054				0.48%
B 249.772†	155606.6	0.2000	mg/L	0.00029				0.15%
Ba 233.527†	166214.7	0.9245	mg/L	0.00190				0.21%
Be 313.107†	26920.1	0.0048	mg/L	0.00002				0.43%
Cd 226.502†	6460.2	0.0045	mg/L	0.00003				0.61%
Co 228.616†	8686.6	0.1122	mg/L	0.00032				0.29%
Cr 267.716†	31002.0	0.1279	mg/L	0.00021				0.16%
Cu 324.752†	129451.6	0.3616	mg/L	0.00068				0.19%
Fe 238.863†	9515394.3	228.9	mg/L	0.73				0.32%
K 404.721†	1887.2	6.281	mg/L	0.4346				6.92%
Mg 279.077†	1126077.6	33.93	mg/L	0.066				0.20%
Mn 257.610†	6490463.8	7.434	mg/L	0.0209				0.28%
Mo 202.031†	1752.4	0.0741	mg/L	0.00070				0.95%
Ni 231.604†	28993.8	0.3058	mg/L	0.00125				0.41%
Na 330.237†	975.9	1.242	mg/L	0.0200				1.61%
Pb 220.353†	2654.5	0.1973	mg/L	0.00108				0.55%
Sb 206.836†	15.7	0.0085	mg/L	0.00140				16.51%
Se 196.026†	-100.4	0.0045	mg/L	0.00288				63.44%
Sn 189.927†	203.1	0.0203	mg/L	0.00015				0.76%
Ti 337.279†	679670.3	0.8405	mg/L	0.00407				0.48%
Tl 190.801†	-33.0	0.0056	mg/L	0.00017				3.03%
V 292.402†	20428.9	0.1338	mg/L	0.00058				0.43%
Zn 206.200†	84711.1	1.040	mg/L	0.0032				0.30%
Ca 227.546†	4834.2	17.28	mg/L	0.012				0.07%
Sr 460.733†	100177.1	0.0768	mg/L	0.00047				0.62%

Sample conc. not calculated. Nominal Wt. AND Initial Wt. required OR sample units incorrect.

Sequence No.: 50
Sample ID: 1053885L
Analyst:
Initial Sample Wt:
Dilution:

Autosampler Location: 64
Date Collected: 11/28/2007 7:44:46 PM
Data Type: Original
Initial Sample Vol:
Sample Prep Vol: 100 mL

Mean Data: 1053885L

Analyte	Mean Corrected Intensity	Calib Conc.	Calib Units	Std.Dev.	Sample Conc.	Sample Units	Std.Dev.	RSD
Y 371.029	8457920.5	1.023	mg/L	0.0068				0.67%
Ag 328.068†	-1750.6	0.0017	mg/L	0.00019				11.22%
Al 308.215†	667193.7	16.77	mg/L	0.315				1.88%
As 188.979†	16.1	0.0227	mg/L	0.00299				13.16%
B 249.772†	33133.0	0.0390	mg/L	0.00255				6.54%
Ba 233.527†	35005.6	0.1947	mg/L	0.00330				1.70%
Be 313.107†	6287.4	0.0011	mg/L	0.00002				1.88%
Cd 226.502†	1273.7	0.0004	mg/L	0.00004				8.88%
Co 228.616†	1850.7	0.0238	mg/L	0.00014				0.59%
Cr 267.716†	6391.4	0.0264	mg/L	0.00035				1.32%
Cu 324.752†	27957.9	0.0782	mg/L	0.00118				1.51%
Fe 238.863†	2085448.4	50.18	mg/L	0.093				0.18%
K 404.721†	-576.5	-1.919	mg/L	0.2280				11.88%
Mg 279.077†	243266.3	7.331	mg/L	0.1241				1.69%

Mn 257.610†	1392447.9	1.595	mg/L	0.0048			0.30%
Mo 202.031†	365.2	0.0155	mg/L	0.00015			0.97%
Ni 231.604†	6166.7	0.0650	mg/L	0.00050			0.76%
Na 330.237†	91.0	0.1938	mg/L	0.03641			18.79%
Pb 220.353†	602.5	0.0445	mg/L	0.00024			0.54%
Sb 206.836†	12.1	0.0039	mg/L	0.00015			3.88%
Se 196.026†	-21.9	0.0010	mg/L	0.00161			158.69%
Sn 189.927†	25.4	0.0029	mg/L	0.00019			6.46%
Ti 337.279†	140159.5	0.1733	mg/L	0.00159			0.92%
Tl 190.801†	-4.1	0.0019	mg/L	0.00122			63.07%
V 292.402†	4141.2	0.0275	mg/L	0.00026			0.96%
Zn 206.200†	18095.8	0.2220	mg/L	0.00168			0.76%
Ca 227.546†	993.2	3.648	mg/L	0.0414			1.13%
Sr 460.733†	20764.1	0.0159	mg/L	0.00022			1.35%

Sample conc. not calculated. Sample Prep. Vol. AND Initial Vol. required OR sample units incorrect.

Sequence No.: 51
Sample ID: 1053665
Analyst:
Initial Sample Wt: 1 g
Dilution:

Autosampler Location: 65
Date Collected: 11/28/2007 7:50:33 PM
Data Type: Original
Initial Sample Vol:
Sample Prep Vol: 100 mL

Mean Data: 1053665

Analyte	Mean Corrected Intensity	Calib Conc.	Calib Units	Std.Dev.	Sample Conc.	Sample Units	Std.Dev.	RSD
Y 371.029	7895494.7	0.9549	mg/L	0.00123				0.13%
Ag 328.068†	-4194.3	0.0017	mg/L	0.00001				0.59%
Al 308.215†	1873697.7	47.07	mg/L	0.032				0.07%
As 188.979†	-26.8	0.0209	mg/L	0.00131				6.28%
B 249.772†	64975.0	0.0653	mg/L	0.00068				1.05%
Ba 233.527†	70606.3	0.3925	mg/L	0.00160				0.41%
Be 313.107†	14778.9	0.0028	mg/L	0.00001				0.43%
Cd 226.502†	2500.1	0.0017	mg/L	0.00003				1.90%
Co 228.616†	3475.2	0.0448	mg/L	0.00026				0.57%
Cr 267.716†	18077.0	0.0742	mg/L	0.00046				0.62%
Cu 324.752†	42169.4	0.1188	mg/L	0.00043				0.36%
Fe 238.863†	3735051.7	89.81	mg/L	0.066				0.07%
K 404.721†	3976.7	13.24	mg/L	0.490				3.70%
Mg 279.077†	3420877.7	102.4	mg/L	0.25				0.24%
Mn 257.610†	3570341.4	4.088	mg/L	0.0041				0.10%
Mo 202.031†	141.9	0.0070	mg/L	0.00011				1.55%
Ni 231.604†	8552.5	0.0897	mg/L	0.00031				0.35%
Na 330.237†	957.1	1.684	mg/L	0.0424				2.52%
Pb 220.353†	592.5	0.0502	mg/L	0.00026				0.51%
Sb 206.836†	-19.1	0.0012	mg/L	0.00056				48.44%
Se 196.026†	-32.8	0.0056	mg/L	0.00180				32.08%
Sn 189.927†	-222.8	0.0512	mg/L	0.00078				1.53%
Ti 337.279†	659320.1	0.8135	mg/L	0.00112				0.14%
Tl 190.801†	-72.2	0.0160	mg/L	0.00239				14.89%
V 292.402†	17661.4	0.1036	mg/L	0.00013				0.12%
Zn 206.200†	26321.5	0.3217	mg/L	0.00060				0.19%
Ca 227.546†	204011.7	430.8	mg/L	1.58				0.37%
Sr 460.733†	801010.9	0.6220	mg/L	0.00209				0.34%

Sample conc. not calculated. Nominal Wt. AND Initial Wt. required OR sample units incorrect.

Sequence No.: 52
Sample ID: CCV
Analyst:
Initial Sample Wt:
Dilution:

Autosampler Location: 3
Date Collected: 11/28/2007 7:56:21 PM
Data Type: Original
Initial Sample Vol:
Sample Prep Vol:

Mean Data: CCV

Analyte	Mean Corrected Intensity	Calib Conc.	Calib Units	Std.Dev.	Sample Conc.	Sample Units	Std.Dev.	RSD
Y 371.029	8225873.6	0.9949	mg/L	0.02379				2.39%
Ag 328.068†	151087.5	0.4827	mg/L	0.01030	0.4827	mg/L	0.01030	2.13%
QC value within limits for Ag 328.068 Recovery = 96.53%								
Al 308.215†	398934.3	10.02	mg/L	0.204	10.02	mg/L	0.204	2.04%

QC value within limits for Al 308.215 Recovery = 100.25%

As 188.979†	3832.9	1.003 mg/L	0.0207	1.003 mg/L	0.0207	2.06%

QC value within limits for As 188.979 Recovery = 100.31%

B 249.772†	473467.0	2.417 mg/L	0.0745	2.417 mg/L	0.0745	3.08%

QC value within limits for B 249.772 Recovery = 96.68%

Ba 233.527†	1900815.1	10.64 mg/L	0.232	10.64 mg/L	0.232	2.18%

QC value within limits for Ba 233.527 Recovery = 106.37%

Be 313.107†	1510051.5	0.2619 mg/L	0.00547	0.2619 mg/L	0.00547	2.09%

QC value within limits for Be 313.107 Recovery = 104.76%

Cd 226.502†	133785.7	0.5192 mg/L	0.01069	0.5192 mg/L	0.01069	2.06%

QC value within limits for Cd 226.502 Recovery = 103.85%

Co 228.616†	188081.9	2.600 mg/L	0.0536	2.600 mg/L	0.0536	2.06%

QC value within limits for Co 228.616 Recovery = 104.01%

Cr 267.716†	127987.5	0.5183 mg/L	0.01114	0.5183 mg/L	0.01114	2.15%

QC value within limits for Cr 267.716 Recovery = 103.65%

Cu 324.752†	488333.1	1.257 mg/L	0.0309	1.257 mg/L	0.0309	2.46%

QC value within limits for Cu 324.752 Recovery = 100.60%

Fe 238.863†	218004.0	5.238 mg/L	0.1176	5.238 mg/L	0.1176	2.24%

QC value within limits for Fe 238.863 Recovery = 104.76%

K 404.721†	6802.4	22.64 mg/L	0.835	22.64 mg/L	0.835	3.69%

QC value within limits for K 404.721 Recovery = 90.56%

Mg 279.077†	878763.6	26.29 mg/L	0.587	26.29 mg/L	0.587	2.23%

QC value within limits for Mg 279.077 Recovery = 105.15%

Mn 257.610†	707344.3	0.8098 mg/L	0.01783	0.8098 mg/L	0.01783	2.20%

QC value within limits for Mn 257.610 Recovery = 107.97%

Mo 202.031†	68211.6	2.542 mg/L	0.0528	2.542 mg/L	0.0528	2.08%

QC value within limits for Mo 202.031 Recovery = 101.67%

Ni 231.604†	193189.0	2.048 mg/L	0.0415	2.048 mg/L	0.0415	2.03%

QC value within limits for Ni 231.604 Recovery = 102.42%

Na 330.237†	37443.4	24.05 mg/L	0.437	24.05 mg/L	0.437	1.82%

QC value within limits for Na 330.237 Recovery = 96.21%

Pb 220.353†	7390.6	0.5169 mg/L	0.01095	0.5169 mg/L	0.01095	2.12%

QC value within limits for Pb 220.353 Recovery = 103.38%

Sb 206.836†	20413.9	4.964 mg/L	0.1152	4.964 mg/L	0.1152	2.32%

QC value within limits for Sb 206.836 Recovery = 99.27%

Se 196.026†	995.7	0.5032 mg/L	0.00974	0.5032 mg/L	0.00974	1.93%

QC value within limits for Se 196.026 Recovery = 100.64%

Sn 189.927†	61361.5	4.837 mg/L	0.1014	4.837 mg/L	0.1014	2.10%

QC value within limits for Sn 189.927 Recovery = 96.74%

Ti 337.279†	2085841.9	2.581 mg/L	0.0548	2.581 mg/L	0.0548	2.12%

QC value within limits for Ti 337.279 Recovery = 103.26%

Tl 190.801†	4931.3	1.021 mg/L	0.0217	1.021 mg/L	0.0217	2.13%

QC value within limits for Tl 190.801 Recovery = 102.09%

V 292.402†	480810.1	2.552 mg/L	0.0551	2.552 mg/L	0.0551	2.16%

QC value within limits for V 292.402 Recovery = 102.06%

Zn 206.200†	84826.2	1.062 mg/L	0.0243	1.062 mg/L	0.0243	2.29%

QC value within limits for Zn 206.200 Recovery = 106.23%

Ca 227.546†	12386.7	26.14 mg/L	0.584	26.14 mg/L	0.584	2.24%

QC value within limits for Ca 227.546 Recovery = 104.57%

Sr 460.733†	3157739.0	2.479 mg/L	0.0566	2.479 mg/L	0.0566	2.28%

QC value within limits for Sr 460.733 Recovery = 99.17%

All analyte(s) passed QC.

Sequence No.: 53
Sample ID: CCB
Analyst:
Initial Sample Wt:
Dilution:

Autosampler Location: 1
Date Collected: 11/28/2007 8:02:10 PM
Data Type: Original
Initial Sample Vol:
Sample Prep Vol:

Mean Data: CCB

Analyte	Mean Corrected Intensity	Calib Conc.	Calib Units	Std.Dev.	Sample Conc.	Sample Units	Std.Dev.	RSD
Y 371.029	8408194.5	1.017	mg/L	0.0055				0.54%
Ag 328.068†	187.3	0.0006	mg/L	0.00008	0.0006	mg/L	0.00008	12.58%
QC value within limits for Ag 328.068 Recovery = Not calculated								
Al 308.215†	-788.5	-0.0198	mg/L	0.00377	-0.0198	mg/L	0.00377	19.00%
QC value within limits for Al 308.215 Recovery = Not calculated								
As 188.979†	-8.9	-0.0023	mg/L	0.00113	-0.0023	mg/L	0.00113	48.76%
QC value within limits for As 188.979 Recovery = Not calculated								
B 249.772†	4532.1	0.0232	mg/L	0.00430	0.0232	mg/L	0.00430	18.51%

```
   QC value within limits for B 249.772  Recovery = Not calculated
Ba 233.527†            1047.0      0.0059 mg/L      0.00221      0.0059 mg/L      0.00221  37.75%
   QC value within limits for Ba 233.527  Recovery = Not calculated
Be 313.107†             912.9      0.0002 mg/L      0.00008      0.0002 mg/L      0.00008  48.06%
   QC value within limits for Be 313.107  Recovery = Not calculated
Cd 226.502†               1.0      0.0000 mg/L      0.00008      0.0000 mg/L      0.00008 >999.9%
   QC value within limits for Cd 226.502  Recovery = Not calculated
Co 228.616†              33.4      0.0005 mg/L      0.00046      0.0005 mg/L      0.00046 100.86%
   QC value within limits for Co 228.616  Recovery = Not calculated
Cr 267.716†              20.1      0.0001 mg/L      0.00053      0.0001 mg/L      0.00053 652.56%
   QC value within limits for Cr 267.716  Recovery = Not calculated
Cu 324.752†            2721.1      0.0070 mg/L      0.00085      0.0070 mg/L      0.00085  12.14%
   QC value within limits for Cu 324.752  Recovery = Not calculated
Fe 238.863†            1398.4      0.0336 mg/L      0.00664      0.0336 mg/L      0.00664  19.73%
   QC value within limits for Fe 238.863  Recovery = Not calculated
K 404.721†             -970.2     -3.229 mg/L       0.2957     -3.229 mg/L       0.2957   9.16%
   QC value less than the lower limit for K 404.721  Recovery = Not calculated
Mg 279.077†             958.9      0.0287 mg/L      0.01025      0.0287 mg/L      0.01025  35.70%
   QC value within limits for Mg 279.077  Recovery = Not calculated
Mn 257.610†            2683.9      0.0031 mg/L      0.00048      0.0031 mg/L      0.00048  15.65%
   QC value within limits for Mn 257.610  Recovery = Not calculated
Mo 202.031†              53.1      0.0020 mg/L      0.00075      0.0020 mg/L      0.00075  37.83%
   QC value within limits for Mo 202.031  Recovery = Not calculated
Ni 231.604†             107.4      0.0011 mg/L      0.00041      0.0011 mg/L      0.00041  35.70%
   QC value within limits for Ni 231.604  Recovery = Not calculated
Na 330.237†             -80.6     -0.0515 mg/L      0.04505     -0.0515 mg/L      0.04505  87.48%
   QC value within limits for Na 330.237  Recovery = Not calculated
Pb 220.353†              47.0      0.0033 mg/L      0.00106      0.0033 mg/L      0.00106  32.34%
   QC value within limits for Pb 220.353  Recovery = Not calculated
Sb 206.836†              29.3      0.0071 mg/L      0.00168      0.0071 mg/L      0.00168  23.54%
   QC value within limits for Sb 206.836  Recovery = Not calculated
Se 196.026†              -2.6     -0.0013 mg/L      0.00129     -0.0013 mg/L      0.00129  97.15%
   QC value within limits for Se 196.026  Recovery = Not calculated
Sn 189.927†              67.4      0.0053 mg/L      0.00204      0.0053 mg/L      0.00204  38.39%
   QC value within limits for Sn 189.927  Recovery = Not calculated
Ti 337.279†            1164.8      0.0014 mg/L      0.00066      0.0014 mg/L      0.00066  46.03%
   QC value within limits for Ti 337.279  Recovery = Not calculated
Tl 190.801†               0.9      0.0002 mg/L      0.00016      0.0002 mg/L      0.00016  81.11%
   QC value within limits for Tl 190.801  Recovery = Not calculated
V 292.402†              165.1      0.0009 mg/L      0.00070      0.0009 mg/L      0.00070  79.10%
   QC value within limits for V 292.402  Recovery = Not calculated
Zn 206.200†             138.8      0.0017 mg/L      0.00028      0.0017 mg/L      0.00028  16.32%
   QC value within limits for Zn 206.200  Recovery = Not calculated
Ca 227.546†              15.2      0.0330 mg/L      0.03833      0.0330 mg/L      0.03833 116.20%
   QC value within limits for Ca 227.546  Recovery = Not calculated
Sr 460.733†            1363.0      0.0011 mg/L      0.00053      0.0011 mg/L      0.00053  49.18%
   QC value within limits for Sr 460.733  Recovery = Not calculated
QC Failed.  Continue with analysis.
```

Sequence No.: 54
Sample ID: 1053666
Analyst:
Initial Sample Wt: 1.01 g
Dilution:

Autosampler Location: 66
Date Collected: 11/28/2007 8:07:54 PM
Data Type: Original
Initial Sample Vol:
Sample Prep Vol: 100 mL

Mean Data: 1053666

Analyte	Mean Corrected Intensity	Calib Conc.	Calib Units	Std.Dev.	Sample Conc.	Sample Units	Std.Dev.	RSD
Y 371.029	8148896.8	0.9856	mg/L	0.00700				0.71%
Ag 328.068†	-3432.7	0.0013	mg/L	0.00026				19.30%
Al 308.215†	1766240.6	44.39	mg/L	0.690				1.55%
As 188.979†	-62.3	0.0102	mg/L	0.00272				26.65%
B 249.772†	57489.9	0.0727	mg/L	0.00280				3.85%
Ba 233.527†	60144.1	0.3344	mg/L	0.00643				1.92%
Be 313.107†	14730.5	0.0027	mg/L	0.00004				1.56%
Cd 226.502†	2217.8	0.0015	mg/L	0.00003				1.98%
Co 228.616†	3060.1	0.0395	mg/L	0.00029				0.74%
Cr 267.716†	16980.9	0.0697	mg/L	0.00122				1.75%
Cu 324.752†	35751.3	0.1016	mg/L	0.00196				1.93%
Fe 238.863†	3317894.5	79.81	mg/L	1.174				1.47%

K 404.721†	2486.5	8.276	mg/L	0.2958			3.57%
Mg 279.077†	1893687.1	56.72	mg/L	0.764			1.35%
Mn 257.610†	1458703.6	1.670	mg/L	0.0258			1.54%
Mo 202.031†	412.6	0.0180	mg/L	0.00029			1.63%
Ni 231.604†	7817.9	0.0822	mg/L	0.00048			0.58%
Na 330.237†	703.2	0.9480	mg/L	0.02138			2.26%
Pb 220.353†	695.6	0.0559	mg/L	0.00061			1.08%
Sb 206.836†	-4.5	0.0029	mg/L	0.00138			47.77%
Se 196.026†	-31.3	0.0037	mg/L	0.00445			121.34%
Sn 189.927†	-77.5	0.0185	mg/L	0.00036			1.94%
Ti 337.279†	845019.7	1.045	mg/L	0.0131			1.26%
Tl 190.801†	-69.3	-0.0011	mg/L	0.00087			78.48%
V 292.402†	16873.9	0.0983	mg/L	0.00164			1.67%
Zn 206.200†	26610.2	0.3258	mg/L	0.00262			0.80%
Ca 227.546†	72528.3	154.6	mg/L	2.88			1.86%
Sr 460.733†	376612.0	0.2929	mg/L	0.00582			1.99%

Sample conc. not calculated. Nominal Wt. AND Initial Wt. required OR sample units incorrect.

Sequence No.: 55
Sample ID: 1045783
Analyst:
Initial Sample Wt: 1.05 g
Dilution:

Autosampler Location: 67
Date Collected: 11/28/2007 8:13:45 PM
Data Type: Original
Initial Sample Vol:
Sample Prep Vol: 100 mL

Mean Data: 1045783

Analyte	Mean Corrected Intensity	Calib Conc.	Calib Units	Std.Dev.	Sample Conc.	Sample Units	Std.Dev.	RSD
Y 371.029	8091603.5	0.9787	mg/L	0.01922				1.96%
Ag 328.068†	-4061.0	0.0021	mg/L	0.00024				11.50%
Al 308.215†	1995274.4	50.13	mg/L	1.266				2.53%
As 188.979†	-43.0	0.0189	mg/L	0.00009				0.48%
B 249.772†	67324.7	0.0758	mg/L	0.00078				1.03%
Ba 233.527†	110916.4	0.6181	mg/L	0.01421				2.30%
Be 313.107†	16193.9	0.0030	mg/L	0.00000				0.01%
Cd 226.502†	2840.1	0.0027	mg/L	0.00016				5.94%
Co 228.616†	3362.4	0.0432	mg/L	0.00074				1.72%
Cr 267.716†	21118.3	0.0865	mg/L	0.00208				2.40%
Cu 324.752†	61619.4	0.1695	mg/L	0.00459				2.71%
Fe 238.863†	3882767.9	93.38	mg/L	2.472				2.65%
K 404.721†	3636.7	12.10	mg/L	0.469				3.88%
Mg 279.077†	2490398.3	74.58	mg/L	1.788				2.40%
Mn 257.610†	3067880.8	3.513	mg/L	0.0854				2.43%
Mo 202.031†	82.8	0.0055	mg/L	0.00007				1.37%
Ni 231.604†	9762.1	0.1026	mg/L	0.00172				1.68%
Na 330.237†	1376.2	1.746	mg/L	0.0858				4.91%
Pb 220.353†	1789.6	0.1337	mg/L	0.00232				1.73%
Sb 206.836†	7.2	0.0071	mg/L	0.00010				1.40%
Se 196.026†	-44.3	0.0008	mg/L	0.00202				244.23%
Sn 189.927†	-97.3	0.0438	mg/L	0.00155				3.55%
Ti 337.279†	767588.5	0.9481	mg/L	0.03009				3.17%
Tl 190.801†	-75.7	0.0083	mg/L	0.00079				9.45%
V 292.402†	18646.5	0.1092	mg/L	0.00255				2.34%
Zn 206.200†	43552.8	0.5374	mg/L	0.01355				2.52%
Ca 227.546†	152114.5	322.0	mg/L	7.64				2.37%
Sr 460.733†	778847.4	0.6062	mg/L	0.01487				2.45%

Sample conc. not calculated. Nominal Wt. AND Initial Wt. required OR sample units incorrect.

Sequence No.: 56
Sample ID: 1045784
Analyst:
Initial Sample Wt: 1.01 g
Dilution:

Autosampler Location: 68
Date Collected: 11/28/2007 8:19:34 PM
Data Type: Original
Initial Sample Vol:
Sample Prep Vol: 100 mL

Mean Data: 1045784

Analyte	Mean Corrected Intensity	Calib Conc.	Calib Units	Std.Dev.	Sample Conc.	Sample Units	Std.Dev.	RSD
Y 371.029	8096664.0	0.9793	mg/L	0.00018				0.02%
Ag 328.068†	-5540.8	0.0019	mg/L	0.00005				2.66%

Al 308.215†	2783755.5	69.96	mg/L	0.049			0.07%
As 188.979†	-96.1	0.0180	mg/L	0.00195			10.84%
B 249.772†	90403.2	0.1099	mg/L	0.00408			3.71%
Ba 233.527†	120428.1	0.6705	mg/L	0.00262			0.39%
Be 313.107†	22325.0	0.0040	mg/L	0.00001			0.35%
Cd 226.502†	3259.5	0.0012	mg/L	0.00003			2.40%
Co 228.616†	4468.2	0.0573	mg/L	0.00011			0.19%
Cr 267.716†	27234.5	0.1116	mg/L	0.00050			0.44%
Cu 324.752†	55945.5	0.1593	mg/L	0.00095			0.60%
Fe 238.863†	5308136.3	127.7	mg/L	0.15			0.12%
K 404.721†	4274.9	14.23	mg/L	0.254			1.79%
Mg 279.077†	1961807.9	58.81	mg/L	0.047			0.08%
Mn 257.610†	3467496.9	3.971	mg/L	0.0027			0.07%
Mo 202.031†	-38.7	0.0028	mg/L	0.00019			6.74%
Ni 231.604†	12213.6	0.1284	mg/L	0.00006			0.05%
Na 330.237†	1104.3	1.484	mg/L	0.0751			5.06%
Pb 220.353†	718.3	0.0617	mg/L	0.00062			1.01%
Sb 206.836†	-25.3	0.0000	mg/L	0.00084			>999.9%
Se 196.026†	-61.1	0.0010	mg/L	0.00132			135.96%
Sn 189.927†	-191.5	0.0226	mg/L	0.00051			2.25%
Ti 337.279†	960467.5	1.187	mg/L	0.0019			0.16%
Tl 190.801†	-74.6	0.0042	mg/L	0.00088			20.81%
V 292.402†	24645.2	0.1449	mg/L	0.00099			0.69%
Zn 206.200†	26253.4	0.3174	mg/L	0.00062			0.20%
Ca 227.546†	110486.8	235.8	mg/L	0.51			0.21%
Sr 460.733†	645491.1	0.5026	mg/L	0.00098			0.20%

Sample conc. not calculated. Nominal Wt. AND Initial Wt. required OR sample units incorrect.

Sequence No.: 57
Sample ID: 1045785
Analyst:
Initial Sample Wt: 1.01 g
Dilution:

Autosampler Location: 69
Date Collected: 11/28/2007 8:25:27 PM
Data Type: Original
Initial Sample Vol:
Sample Prep Vol: 100 mL

Mean Data: 1045785

Analyte	Mean Corrected Intensity	Calib Conc.	Calib Units	Std.Dev.	Sample Conc.	Sample Units	Std.Dev.	RSD
Y 371.029	7976010.2	0.9647	mg/L	0.00086				0.09%
Ag 328.068†	-11744.5	0.0018	mg/L	0.00010				5.43%
Al 308.215†	3953543.6	99.36	mg/L	0.044				0.04%
As 188.979†	-57.8	0.0775	mg/L	0.00136				1.76%
B 249.772†	166200.4	0.1497	mg/L	0.00124				0.83%
Ba 233.527†	155083.0	0.8611	mg/L	0.00027				0.03%
Be 313.107†	33565.2	0.0061	mg/L	0.00002				0.34%
Cd 226.502†	7020.1	0.0039	mg/L	0.00019				4.88%
Co 228.616†	7216.9	0.0907	mg/L	0.00041				0.45%
Cr 267.716†	35283.7	0.1453	mg/L	0.00030				0.21%
Cu 324.752†	100898.8	0.2913	mg/L	0.00006				0.02%
Fe 238.863†	10804261.7	259.9	mg/L	0.05				0.02%
K 404.721†	4314.8	14.36	mg/L	0.321				2.24%
Mg 279.077†	2283130.3	68.57	mg/L	0.052				0.08%
Mn 257.610†	4788790.5	5.485	mg/L	0.0012				0.02%
Mo 202.031†	29.3	0.0097	mg/L	0.00041				4.23%
Ni 231.604†	16818.9	0.1762	mg/L	0.00082				0.46%
Na 330.237†	-380.0	1.088	mg/L	0.0898				8.25%
Pb 220.353†	693.8	0.0646	mg/L	0.00024				0.37%
Sb 206.836†	-32.1	0.0001	mg/L	0.00086				>999.9%
Se 196.026†	-114.7	0.0059	mg/L	0.00134				22.63%
Sn 189.927†	-296.0	0.0324	mg/L	0.00028				0.85%
Ti 337.279†	1216789.1	1.504	mg/L	0.0035				0.23%
Tl 190.801†	-128.1	0.0065	mg/L	0.00161				24.63%
V 292.402†	37572.5	0.2281	mg/L	0.00001				0.00%
Zn 206.200†	31725.4	0.3740	mg/L	0.00168				0.45%
Ca 227.546†	157906.0	339.4	mg/L	0.73				0.22%
Sr 460.733†	850736.2	0.6613	mg/L	0.00065				0.10%

Sample conc. not calculated. Nominal Wt. AND Initial Wt. required OR sample units incorrect.

Sequence No.: 58
Sample ID: CCV

Autosampler Location: 3
Date Collected: 11/28/2007 8:31:25 PM

Analyst:
Initial Sample Wt:
Dilution:

Data Type: Original
Initial Sample Vol:
Sample Prep Vol:

Mean Data: CCV

Analyte	Mean Corrected Intensity	Calib Conc.	Calib Units	Std.Dev.	Sample Conc.	Sample Units	Std.Dev.	RSD
Y 371.029	8163005.9	0.9873	mg/L	0.01142				1.16%
Ag 328.068†	149199.4	0.4767	mg/L	0.00306	0.4767	mg/L	0.00306	0.64%
QC value within limits for Ag 328.068 Recovery = 95.34%								
Al 308.215†	403428.3	10.14	mg/L	0.031	10.14	mg/L	0.031	0.31%
QC value within limits for Al 308.215 Recovery = 101.37%								
As 188.979†	3867.1	1.012	mg/L	0.0101	1.012	mg/L	0.0101	1.00%
QC value within limits for As 188.979 Recovery = 101.21%								
B 249.772†	479374.0	2.447	mg/L	0.0206	2.447	mg/L	0.0206	0.84%
QC value within limits for B 249.772 Recovery = 97.87%								
Ba 233.527†	1922616.6	10.76	mg/L	0.033	10.76	mg/L	0.033	0.31%
QC value within limits for Ba 233.527 Recovery = 107.59%								
Be 313.107†	1517239.9	0.2631	mg/L	0.00042	0.2631	mg/L	0.00042	0.16%
QC value within limits for Be 313.107 Recovery = 105.26%								
Cd 226.502†	135586.1	0.5262	mg/L	0.00114	0.5262	mg/L	0.00114	0.22%
QC value within limits for Cd 226.502 Recovery = 105.25%								
Co 228.616†	190204.1	2.630	mg/L	0.0073	2.630	mg/L	0.0073	0.28%
QC value within limits for Co 228.616 Recovery = 105.18%								
Cr 267.716†	128951.6	0.5222	mg/L	0.00094	0.5222	mg/L	0.00094	0.18%
QC value within limits for Cr 267.716 Recovery = 104.43%								
Cu 324.752†	492160.0	1.267	mg/L	0.0000	1.267	mg/L	0.0000	0.00%
QC value within limits for Cu 324.752 Recovery = 101.39%								
Fe 238.863†	223821.0	5.378	mg/L	0.0214	5.378	mg/L	0.0214	0.40%
QC value within limits for Fe 238.863 Recovery = 107.56%								
K 404.721†	6393.3	21.28	mg/L	0.133	21.28	mg/L	0.133	0.63%
QC value less than the lower limit for K 404.721 Recovery = 85.12%								
Mg 279.077†	890659.0	26.64	mg/L	0.065	26.64	mg/L	0.065	0.24%
QC value within limits for Mg 279.077 Recovery = 106.57%								
Mn 257.610†	723010.6	0.8277	mg/L	0.00229	0.8277	mg/L 110%	0.00229	0.28%
QC value greater than the upper limit for Mn 257.610 Recovery = 110.36%								
Mo 202.031†	68852.1	2.565	mg/L	0.0029	2.565	mg/L OK	0.0029	0.11%
QC value within limits for Mo 202.031 Recovery = 102.62%								
Ni 231.604†	193103.4	2.048	mg/L	0.0064	2.048	mg/L	0.0064	0.31%
QC value within limits for Ni 231.604 Recovery = 102.38%								
Na 330.237†	37854.1	24.32	mg/L	0.180	24.32	mg/L	0.180	0.74%
QC value within limits for Na 330.237 Recovery = 97.27%								
Pb 220.353†	7411.5	0.5184	mg/L	0.00500	0.5184	mg/L	0.00500	0.96%
QC value within limits for Pb 220.353 Recovery = 103.68%								
Sb 206.836†	20278.7	4.931	mg/L	0.0410	4.931	mg/L	0.0410	0.83%
QC value within limits for Sb 206.836 Recovery = 98.62%								
Se 196.026†	1002.4	0.5066	mg/L	0.00370	0.5066	mg/L	0.00370	0.73%
QC value within limits for Se 196.026 Recovery = 101.32%								
Sn 189.927†	61024.9	4.811	mg/L	0.0028	4.811	mg/L	0.0028	0.06%
QC value within limits for Sn 189.927 Recovery = 96.21%								
Ti 337.279†	2084880.9	2.580	mg/L	0.0059	2.580	mg/L	0.0059	0.23%
QC value within limits for Ti 337.279 Recovery = 103.21%								
Tl 190.801†	4936.3	1.022	mg/L	0.0098	1.022	mg/L	0.0098	0.96%
QC value within limits for Tl 190.801 Recovery = 102.19%								
V 292.402†	479923.8	2.547	mg/L	0.0100	2.547	mg/L	0.0100	0.39%
QC value within limits for V 292.402 Recovery = 101.88%								
Zn 206.200†	86649.0	1.085	mg/L	0.0011	1.085	mg/L	0.0011	0.10%
QC value within limits for Zn 206.200 Recovery = 108.51%								
Ca 227.546†	12604.0	26.60	mg/L	0.303	26.60	mg/L	0.303	1.14%
QC value within limits for Ca 227.546 Recovery = 106.41%								
Sr 460.733†	3162524.7	2.483	mg/L	0.0124	2.483	mg/L	0.0124	0.50%
QC value within limits for Sr 460.733 Recovery = 99.32%								

QC Failed. Continue with analysis.

Sequence No.: 59
Sample ID: CCB
Analyst:
Initial Sample Wt:
Dilution:

Autosampler Location: 1
Date Collected: 11/28/2007 8:37:21 PM
Data Type: Original
Initial Sample Vol:
Sample Prep Vol:

Mean Data: CCB

Analyte	Mean Corrected Intensity	Calib Conc.	Units	Std.Dev.	Sample Conc.	Units	Std.Dev.	RSD
Y 371.029	8204697.0	0.9923	mg/L	0.02836				2.86%
Ag 328.068†	163.0	0.0005	mg/L	0.00036	0.0005	mg/L	0.00036	68.09%
QC value within limits for Ag 328.068 Recovery = Not calculated								
Al 308.215†	-532.7	-0.0134	mg/L	0.00048	-0.0134	mg/L	0.00048	3.57%
QC value within limits for Al 308.215 Recovery = Not calculated								
As 188.979†	-2.5	-0.0006	mg/L	0.00130	-0.0006	mg/L	0.00130	211.30%
QC value within limits for As 188.979 Recovery = Not calculated								
B 249.772†	4800.5	0.0245	mg/L	0.00338	0.0245	mg/L	0.00338	13.79%
QC value within limits for B 249.772 Recovery = Not calculated								
Ba 233.527†	1012.2	0.0057	mg/L	0.00103	0.0057	mg/L	0.00103	18.18%
QC value within limits for Ba 233.527 Recovery = Not calculated								
Be 313.107†	503.7	0.0001	mg/L	0.00014	0.0001	mg/L	0.00014	156.44%
QC value within limits for Be 313.107 Recovery = Not calculated								
Cd 226.502†	4.5	0.0000	mg/L	0.00001	0.0000	mg/L	0.00001	114.62%
QC value within limits for Cd 226.502 Recovery = Not calculated								
Co 228.616†	26.6	0.0004	mg/L	0.00016	0.0004	mg/L	0.00016	43.48%
QC value within limits for Co 228.616 Recovery = Not calculated								
Cr 267.716†	74.4	0.0003	mg/L	0.00027	0.0003	mg/L	0.00027	89.25%
QC value within limits for Cr 267.716 Recovery = Not calculated								
Cu 324.752†	2020.3	0.0052	mg/L	0.00058	0.0052	mg/L	0.00058	11.17%
QC value within limits for Cu 324.752 Recovery = Not calculated								
Fe 238.863†	3271.3	0.0787	mg/L	0.00385	0.0787	mg/L	0.00385	4.89%
QC value within limits for Fe 238.863 Recovery = Not calculated								
K 404.721†	-1058.6	-3.523	mg/L	0.0441	-3.523	mg/L	0.0441	1.25%
QC value less than the lower limit for K 404.721 Recovery = Not calculated								
Mg 279.077†	870.9	0.0261	mg/L	0.01106	0.0261	mg/L	0.01106	42.31%
QC value within limits for Mg 279.077 Recovery = Not calculated								
Mn 257.610†	2873.9	0.0033	mg/L	0.00031	0.0033	mg/L	0.00031	9.39%
QC value within limits for Mn 257.610 Recovery = Not calculated								
Mo 202.031†	45.9	0.0017	mg/L	0.00059	0.0017	mg/L	0.00059	34.33%
QC value within limits for Mo 202.031 Recovery = Not calculated								
Ni 231.604†	102.7	0.0011	mg/L	0.00040	0.0011	mg/L	0.00040	36.83%
QC value within limits for Ni 231.604 Recovery = Not calculated								
Na 330.237†	-40.6	-0.0257	mg/L	0.06383	-0.0257	mg/L	0.06383	248.09%
QC value within limits for Na 330.237 Recovery = Not calculated								
Pb 220.353†	33.0	0.0023	mg/L	0.00056	0.0023	mg/L	0.00056	24.42%
QC value within limits for Pb 220.353 Recovery = Not calculated								
Sb 206.836†	31.9	0.0077	mg/L	0.00060	0.0077	mg/L	0.00060	7.76%
QC value within limits for Sb 206.836 Recovery = Not calculated								
Se 196.026†	-1.0	-0.0005	mg/L	0.00014	-0.0005	mg/L	0.00014	29.81%
QC value within limits for Se 196.026 Recovery = Not calculated								
Sn 189.927†	77.3	0.0061	mg/L	0.00108	0.0061	mg/L	0.00108	17.68%
QC value within limits for Sn 189.927 Recovery = Not calculated								
Ti 337.279†	1188.1	0.0015	mg/L	0.00048	0.0015	mg/L	0.00048	32.57%
QC value within limits for Ti 337.279 Recovery = Not calculated								
Tl 190.801†	6.2	0.0013	mg/L	0.00010	0.0013	mg/L	0.00010	8.00%
QC value within limits for Tl 190.801 Recovery = Not calculated								
V 292.402†	148.4	0.0008	mg/L	0.00041	0.0008	mg/L	0.00041	51.80%
QC value within limits for V 292.402 Recovery = Not calculated								
Zn 206.200†	120.7	0.0015	mg/L	0.00016	0.0015	mg/L	0.00016	10.63%
QC value within limits for Zn 206.200 Recovery = Not calculated								
Ca 227.546†	16.2	0.0365	mg/L	0.07739	0.0365	mg/L	0.07739	212.22%
QC value within limits for Ca 227.546 Recovery = Not calculated								
Sr 460.733†	1054.0	0.0008	mg/L	0.00037	0.0008	mg/L	0.00037	44.28%
QC value within limits for Sr 460.733 Recovery = Not calculated								

QC Failed. Continue with analysis.

Sequence No.: 60
Sample ID: MRL
Analyst:
Initial Sample Wt:
Dilution:

Autosampler Location: 6
Date Collected: 11/28/2007 8:43:01 PM
Data Type: Original
Initial Sample Vol:
Sample Prep Vol:

Mean Data: MRL

Analyte	Mean Corrected Intensity	Calib Conc.	Units	Std.Dev.	Sample Conc.	Units	Std.Dev.	RSD

```
Y 371.029            8324165.5      1.007 mg/L       0.0027                                  0.27%
Ag 328.068†             2976.7      0.0095 mg/L      0.00010      0.0095 mg/L       0.00010  1.06%
   QC value within limits for Ag 328.068  Recovery = 95.16%
Al 308.215†             6534.1      0.1641 mg/L      0.00340      0.1641 mg/L       0.00340  2.07%
   QC value within limits for Al 308.215  Recovery = 82.07%
As 188.979†               67.8      0.0177 mg/L      0.00157      0.0177 mg/L       0.00157  8.87%
   QC value within limits for As 188.979  Recovery = 88.74%
B 249.772†             39297.9      0.2016 mg/L      0.00076      0.2016 mg/L       0.00076  0.37%
   QC value within limits for B 249.772  Recovery = 100.80%
Ba 233.527†            41486.7      0.2322 mg/L      0.00071      0.2322 mg/L       0.00071  0.31%
   QC value within limits for Ba 233.527  Recovery = 116.08%
Be 313.107†            30214.0      0.0052 mg/L      0.00001      0.0052 mg/L       0.00001  0.12%
   QC value within limits for Be 313.107  Recovery = 104.81%
Cd 226.502†             2648.5      0.0103 mg/L      0.00002      0.0103 mg/L       0.00002  0.19%
   QC value within limits for Cd 226.502  Recovery = 102.77%
Co 228.616†             3895.5      0.0539 mg/L      0.00025      0.0539 mg/L       0.00025  0.46%
   QC value within limits for Co 228.616  Recovery = 107.71%
Cr 267.716†             2598.9      0.0105 mg/L      0.00010      0.0105 mg/L       0.00010  0.97%
   QC value within limits for Cr 267.716  Recovery = 105.28%
Cu 324.752†            10601.4      0.0273 mg/L      0.00015      0.0273 mg/L       0.00015  0.54%
   QC value within limits for Cu 324.752  Recovery = 109.20%
Fe 238.863†             5383.4      0.1293 mg/L      0.00042      0.1293 mg/L       0.00042  0.32%
   QC value greater than the upper limit for Fe 238.863  Recovery = 129.26%
K 404.721†              -696.8      -2.319 mg/L       0.1017      -2.319 mg/L        0.1017  4.38%
   QC value less than the lower limit for K 404.721  Recovery = -231.92%
Mg 279.077†            36791.8       1.100 mg/L       0.0047       1.100 mg/L        0.0047  0.43%
   QC value within limits for Mg 279.077  Recovery = 110.05%
Mn 257.610†            17405.3      0.0199 mg/L      0.00008      0.0199 mg/L       0.00008  0.41%
   QC value greater than the upper limit for Mn 257.610  Recovery = 132.78%
Mo 202.031†              706.5      0.0263 mg/L      0.00013      0.0263 mg/L       0.00013  0.48%
   QC value within limits for Mo 202.031  Recovery = 105.30%
Ni 231.604†             4030.0      0.0427 mg/L      0.00031      0.0427 mg/L       0.00031  0.73%
   QC value within limits for Ni 231.604  Recovery = 106.83%
Na 330.237†             1164.1      0.7480 mg/L      0.04153      0.7480 mg/L       0.04153  5.55%
   QC value less than the lower limit for Na 330.237  Recovery = 74.80%
Pb 220.353†              193.1      0.0135 mg/L      0.00045      0.0135 mg/L       0.00045  3.31%
   QC value greater than the upper limit for Pb 220.353  Recovery = 134.92%
Sb 206.836†              252.4      0.0614 mg/L      0.00098      0.0614 mg/L       0.00098  1.60%
   QC value within limits for Sb 206.836  Recovery = 102.30%
Se 196.026†               20.5      0.0104 mg/L      0.00013      0.0104 mg/L       0.00013  1.26%
   QC value within limits for Se 196.026  Recovery = 103.55%
Sn 189.927†             6346.4      0.5000 mg/L      0.00064      0.5000 mg/L       0.00064  0.13%
   QC value within limits for Sn 189.927  Recovery = 100.00%
Ti 337.279†            42330.0      0.0524 mg/L      0.00006      0.0524 mg/L       0.00006  0.11%
   QC value within limits for Ti 337.279  Recovery = 104.77%
Tl 190.801†              108.0      0.0224 mg/L      0.00024      0.0224 mg/L       0.00024  1.07%
   QC value within limits for Tl 190.801  Recovery = 111.98%
V 292.402†              9484.6      0.0503 mg/L      0.00011      0.0503 mg/L       0.00011  0.22%
   QC value within limits for V 292.402  Recovery = 100.67%
Zn 206.200†             1718.1      0.0215 mg/L      0.00001      0.0215 mg/L       0.00001  0.04%
   QC value within limits for Zn 206.200  Recovery = 107.51%
Ca 227.546†              447.9      0.9433 mg/L      0.01403      0.9433 mg/L       0.01403  1.49%
   QC value within limits for Ca 227.546  Recovery = 94.33%
Sr 460.733†            97175.0      0.0763 mg/L      0.00014      0.0763 mg/L       0.00014  0.18%
   QC value less than the lower limit for Sr 460.733  Recovery = 76.29%
QC Failed.  Continue with analysis.
```

507801
OK

Sequence No.: 61
Sample ID: ICSA
Analyst:
Initial Sample Wt:
Dilution:

Autosampler Location: 7
Date Collected: 11/28/2007 8:48:44 PM
Data Type: Original
Initial Sample Vol:
Sample Prep Vol:

Mean Data: ICSA

```
                    Mean Corrected          Calib                                  Sample
Analyte                Intensity      Conc. Units      Std.Dev.      Conc. Units      Std.Dev.   RSD
Y 371.029            7606068.2      0.9199 mg/L       0.00049                                    0.05%
Ag 328.068†             -4408.2      0.0013 mg/L       0.00018      0.0013 mg/L       0.00018  14.04%
   QC value within limits for Ag 328.068  Recovery = Not calculated
Al 308.215†         10126003.9       254.5 mg/L          0.68       254.5 mg/L          0.68   0.27%
```

```
   QC value within limits for Al 308.215  Recovery = 101.80%
As 188.979†              -49.2      0.0003 mg/L      0.00140      0.0003 mg/L      0.00140 530.98%
   QC value within limits for As 188.979  Recovery = Not calculated
B 249.772†             58178.9     -0.0139 mg/L      0.00197     -0.0139 mg/L      0.00197  14.22%
Ba 233.527†              863.8      0.0019 mg/L      0.00009      0.0019 mg/L      0.00009   4.89%
Be 313.107†            -1768.2      0.0000 mg/L      0.00000      0.0000 mg/L      0.00000  31.11%
   QC value within limits for Be 313.107  Recovery = Not calculated
Cd 226.502†             2399.6      0.0009 mg/L      0.00007      0.0009 mg/L      0.00007   7.56%
   QC value within limits for Cd 226.502  Recovery = Not calculated
Co 228.616†              175.2     -0.0012 mg/L      0.00003     -0.0012 mg/L      0.00003   2.78%
Cr 267.716†            -1161.6     -0.0023 mg/L      0.00001     -0.0023 mg/L      0.00001   0.29%
   QC value within limits for Cr 267.716  Recovery = Not calculated
Cu 324.752†            -3738.7      0.0010 mg/L      0.00005      0.0010 mg/L      0.00005   5.27%
Fe 238.863†          4026195.4       96.79 mg/L        0.242       96.79 mg/L        0.242   0.25%
   QC value within limits for Fe 238.863  Recovery = 96.79%
K 404.721†              -513.9      -1.710 mg/L       0.0218      -1.710 mg/L       0.0218   1.28%
Mg 279.077†          8611427.6       257.7 mg/L         0.46       257.7 mg/L         0.46   0.18%
   QC value within limits for Mg 279.077  Recovery = 103.06%
Mn 257.610†             5396.3      0.0035 mg/L      0.00006      0.0035 mg/L      0.00006   1.71%
   QC value within limits for Mn 257.610  Recovery = Not calculated
Mo 202.031†             -172.1     -0.0005 mg/L      0.00006     -0.0005 mg/L      0.00006  12.29%
Ni 231.604†               98.1      0.0005 mg/L      0.00000      0.0005 mg/L      0.00000   0.87%
Na 330.237†            -1615.0     -0.3871 mg/L      0.05024     -0.3871 mg/L      0.05024  12.98%
Pb 220.353†             -508.1      0.0059 mg/L      0.00011      0.0059 mg/L      0.00011   1.86%
   QC value within limits for Pb 220.353  Recovery = Not calculated
Sb 206.836†              -98.0     -0.0005 mg/L      0.00049     -0.0005 mg/L      0.00049 106.50%
Se 196.026†              -55.4     -0.0016 mg/L      0.00077     -0.0016 mg/L      0.00077  49.25%
   QC value within limits for Se 196.026  Recovery = Not calculated
Sn 189.927†             -290.4      0.0150 mg/L      0.00029      0.0150 mg/L      0.00029   1.93%
Ti 337.279†              602.2     -0.0014 mg/L      0.00000     -0.0014 mg/L      0.00000   0.20%
Tl 190.801†              -86.7     -0.0034 mg/L      0.00075     -0.0034 mg/L      0.00075  22.01%
   QC value within limits for Tl 190.801  Recovery = Not calculated
V 292.402†             -1856.9      0.0007 mg/L      0.00003      0.0007 mg/L      0.00003   4.55%
Zn 206.200†             1174.5      0.0030 mg/L      0.00001      0.0030 mg/L      0.00001   0.49%
Ca 227.546†           132789.0       281.6 mg/L         0.76       281.6 mg/L         0.76   0.27%
   QC value within limits for Ca 227.546  Recovery = 112.63%
Sr 460.733†             6579.4      0.0008 mg/L      0.00013      0.0008 mg/L      0.00013  16.18%
All analyte(s) passed QC.
```

Sequence No.: 62
Sample ID: ICSAB
Analyst:
Initial Sample Wt:
Dilution:

Autosampler Location: 8
Date Collected: 11/28/2007 8:54:39 PM
Data Type: Original
Initial Sample Vol:
Sample Prep Vol:

Mean Data: ICSAB

```
                   Mean Corrected          Calib                          Sample
Analyte               Intensity      Conc. Units      Std.Dev.      Conc. Units      Std.Dev.     RSD
Y 371.029           7679149.9       0.9288 mg/L      0.00594                                     0.64%
Ag 328.068†           52648.1       0.1829 mg/L      0.00171      0.1829 mg/L      0.00171    0.94%
   QC value within limits for Ag 328.068  Recovery = 91.45%
Al 308.215†        10046862.8       252.5 mg/L         0.21       252.5 mg/L         0.21    0.08%
   QC value within limits for Al 308.215  Recovery = 101.00%
As 188.979†            328.8       0.0986 mg/L      0.00457      0.0986 mg/L      0.00457    4.64%
   QC value within limits for As 188.979  Recovery = 98.56%
B 249.772†           55851.0      -0.0202 mg/L      0.00113     -0.0202 mg/L      0.00113    5.58%
Ba 233.527†          98099.2       0.5461 mg/L      0.00607      0.5461 mg/L      0.00607    1.11%
   QC value within limits for Ba 233.527  Recovery = 109.23%
Be 313.107†        3053341.8       0.5298 mg/L      0.00016      0.5298 mg/L      0.00016    0.03%
   QC value within limits for Be 313.107  Recovery = 105.97%
Cd 226.502†         255181.2       0.9831 mg/L      0.01382      0.9831 mg/L      0.01382    1.41%
   QC value within limits for Cd 226.502  Recovery = 98.31%
Co 228.616†          34635.4       0.4754 mg/L      0.00112      0.4754 mg/L      0.00112    0.24%
   QC value within limits for Co 228.616  Recovery = 95.07%
Cr 267.716†         125692.4       0.5111 mg/L      0.00657      0.5111 mg/L      0.00657    1.28%
   QC value within limits for Cr 267.716  Recovery = 102.22%
Cu 324.752†         194837.5       0.5119 mg/L      0.00548      0.5119 mg/L      0.00548    1.07%
   QC value within limits for Cu 324.752  Recovery = 102.37%
Fe 238.863†        3946561.9        94.87 mg/L        1.235       94.87 mg/L        1.235    1.30%
   QC value within limits for Fe 238.863  Recovery = 94.87%
```

K 404.721†	-562.7	-1.873 mg/L	0.1209	-1.873 mg/L	0.1209	6.46%
Mg 279.077†	8561832.7	256.2 mg/L	0.17	256.2 mg/L	0.17	0.07%
QC value within limits for Mg 279.077 Recovery = 102.47%						
Mn 257.610†	469203.5	0.5347 mg/L	0.00701	0.5347 mg/L	0.00701	1.31%
QC value within limits for Mn 257.610 Recovery = 106.94%						
Mo 202.031†	-182.1	-0.0009 mg/L	0.00023	-0.0009 mg/L	0.00023	25.88%
Ni 231.604†	88581.3	0.9387 mg/L	0.00994	0.9387 mg/L	0.00994	1.06%
QC value within limits for Ni 231.604 Recovery = 93.87%						
Na 330.237†	-272.2	0.4591 mg/L	0.07891	0.4591 mg/L	0.07891	17.19%
Pb 220.353†	212.2	0.0558 mg/L	0.00118	0.0558 mg/L	0.00118	2.11%
QC value within limits for Pb 220.353 Recovery = 111.65%						
Sb 206.836†	2358.1	0.5964 mg/L	0.00224	0.5964 mg/L	0.00224	0.38%
QC value within limits for Sb 206.836 Recovery = 99.41%						
Se 196.026†	37.2	0.0446 mg/L	0.00052	0.0446 mg/L	0.00052	1.17%
QC value within limits for Se 196.026 Recovery = 89.30%						
Sn 189.927†	-303.9	0.0132 mg/L	0.00013	0.0132 mg/L	0.00013	0.97%
Ti 337.279†	367.3	-0.0017 mg/L	0.00004	-0.0017 mg/L	0.00004	2.55%
Tl 190.801†	424.2	0.1018 mg/L	0.00045	0.1018 mg/L	0.00045	0.45%
QC value within limits for Tl 190.801 Recovery = 101.78%						
V 292.402†	92310.9	0.5001 mg/L	0.00628	0.5001 mg/L	0.00628	1.26%
QC value within limits for V 292.402 Recovery = 100.01%						
Zn 206.200†	81584.6	1.011 mg/L	0.0128	1.011 mg/L	0.0128	1.27%
QC value within limits for Zn 206.200 Recovery = 101.10%						
Ca 227.546†	130353.6	276.4 mg/L	3.45	276.4 mg/L	3.45	1.25%
QC value within limits for Ca 227.546 Recovery = 110.56%						
Sr 460.733†	6293.1	0.0007 mg/L	0.00002	0.0007 mg/L	0.00002	2.64%

All analyte(s) passed QC.

==========

Sequence No.: 63
Sample ID: CCV
Analyst:
Initial Sample Wt:
Dilution:

Autosampler Location: 4
Date Collected: 11/28/2007 9:00:36 PM
Data Type: Original
Initial Sample Vol:
Sample Prep Vol:

Mean Data: CCV

Analyte	Mean Corrected Intensity	Calib Conc.	Calib Units	Std.Dev.	Sample Conc.	Sample Units	Std.Dev.	RSD
Y 371.029	8126307.4	0.9829	mg/L	0.00232				0.24%
Ag 328.068†	149189.8	0.4766	mg/L	0.00246	0.4766	mg/L	0.00246	0.52%
QC value within limits for Ag 328.068 Recovery = 95.33%								
Al 308.215†	406129.5	10.21	mg/L	0.069	10.21	mg/L	0.069	0.67%
QC value within limits for Al 308.215 Recovery = 102.05%								
As 188.979†	3901.6	1.021	mg/L	0.0046	1.021	mg/L	0.0046	0.46%
QC value within limits for As 188.979 Recovery = 102.11%								
B 249.772†	479814.7	2.449	mg/L	0.0085	2.449	mg/L	0.0085	0.35%
QC value within limits for B 249.772 Recovery = 97.97%								
Ba 233.527†	1935103.9	10.83	mg/L	0.019	10.83	mg/L	0.019	0.17%
QC value within limits for Ba 233.527 Recovery = 108.29%								
Be 313.107†	1530598.3	0.2655	mg/L	0.00069	0.2655	mg/L	0.00069	0.26%
QC value within limits for Be 313.107 Recovery = 106.19%								
Cd 226.502†	136550.4	0.5300	mg/L	0.00190	0.5300	mg/L	0.00190	0.36%
QC value within limits for Cd 226.502 Recovery = 106.00%								
Co 228.616†	191037.1	2.641	mg/L	0.0085	2.641	mg/L	0.0085	0.32%
QC value within limits for Co 228.616 Recovery = 105.64%								
Cr 267.716†	130011.0	0.5264	mg/L	0.00225	0.5264	mg/L	0.00225	0.43%
QC value within limits for Cr 267.716 Recovery = 105.29%								
Cu 324.752†	492158.6	1.267	mg/L	0.0026	1.267	mg/L	0.0026	0.21%
QC value within limits for Cu 324.752 Recovery = 101.39%								
Fe 238.863†	221555.9	5.323	mg/L	0.0404	5.323	mg/L	0.0404	0.76%
QC value within limits for Fe 238.863 Recovery = 106.47%								
K 404.721†	6673.5	22.21	mg/L	0.658	22.21	mg/L	0.658	2.96%
QC value less than the lower limit for K 404.721 Recovery = 88.85%								
Mg 279.077†	896795.7	26.83	mg/L	0.015	26.83	mg/L	0.015	0.05%
QC value within limits for Mg 279.077 Recovery = 107.31%								
Mn 257.610†	724660.6	0.8296	mg/L	0.00305	0.8296	mg/L	0.00305	0.37%
QC value greater than the upper limit for Mn 257.610 Recovery = 110.61%								
Mo 202.031†	69178.1	2.578	mg/L	0.0035	2.578	mg/L	0.0035	0.14%
QC value within limits for Mo 202.031 Recovery = 103.11%								
Ni 231.604†	193077.8	2.047	mg/L	0.0099	2.047	mg/L	0.0099	0.48%
QC value within limits for Ni 231.604 Recovery = 102.36%								

Na 330.237†	37715.5	24.23 mg/L	0.092	24.23 mg/L	0.092	0.38%
QC value within limits for Na 330.237 Recovery = 96.92%						
Pb 220.353†	7455.9	0.5215 mg/L	0.00364	0.5215 mg/L	0.00364	0.70%
QC value within limits for Pb 220.353 Recovery = 104.30%						
Sb 206.836†	20285.6	4.933 mg/L	0.0211	4.933 mg/L	0.0211	0.43%
QC value within limits for Sb 206.836 Recovery = 98.65%						
Se 196.026†	1015.3	0.5131 mg/L	0.00433	0.5131 mg/L	0.00433	0.84%
QC value within limits for Se 196.026 Recovery = 102.63%						
Sn 189.927†	60749.0	4.789 mg/L	0.0027	4.789 mg/L	0.0027	0.06%
QC value within limits for Sn 189.927 Recovery = 95.78%						
Ti 337.279†	2094989.5	2.593 mg/L	0.0085	2.593 mg/L	0.0085	0.33%
QC value within limits for Ti 337.279 Recovery = 103.71%						
Tl 190.801†	4965.9	1.028 mg/L	0.0063	1.028 mg/L	0.0063	0.61%
QC value within limits for Tl 190.801 Recovery = 102.81%						
V 292.402†	480590.9	2.550 mg/L	0.0110	2.550 mg/L	0.0110	0.43%
QC value within limits for V 292.402 Recovery = 102.02%						
Zn 206.200†	87684.0	1.098 mg/L	0.0040	1.098 mg/L	0.0040	0.36%
QC value within limits for Zn 206.200 Recovery = 109.81%						
Ca 227.546†	12708.6	26.82 mg/L	0.111	26.82 mg/L	0.111	0.41%
QC value within limits for Ca 227.546 Recovery = 107.28%						
Sr 460.733†	3148110.3	2.472 mg/L	0.0084	2.472 mg/L	0.0084	0.34%
QC value within limits for Sr 460.733 Recovery = 98.87%						

QC Failed. Continue with analysis.

==========

Sequence No.: 64 **Autosampler Location: 5**
Sample ID: CCB **Date Collected: 11/28/2007 9:06:26 PM**
Analyst: **Data Type: Original**
Initial Sample Wt: **Initial Sample Vol:**
Dilution: **Sample Prep Vol:**

Mean Data: CCB

Analyte	Mean Corrected Intensity	Calib Conc.	Calib Units	Std.Dev.	Sample Conc.	Sample Units	Std.Dev.	RSD
Y 371.029	8311796.8	1.005	mg/L	0.0068				0.67%
Ag 328.068†	117.8	0.0004	mg/L	0.00031	0.0004	mg/L	0.00031	83.42%
QC value within limits for Ag 328.068 Recovery = Not calculated								
Al 308.215†	-1491.4	-0.0375	mg/L	0.00207	-0.0375	mg/L	0.00207	5.51%
QC value within limits for Al 308.215 Recovery = Not calculated								
As 188.979†	-9.1	-0.0024	mg/L	0.00137	-0.0024	mg/L	0.00137	57.94%
QC value within limits for As 188.979 Recovery = Not calculated								
B 249.772†	4946.9	0.0254	mg/L	0.00459	0.0254	mg/L	0.00459	18.08%
QC value within limits for B 249.772 Recovery = Not calculated								
Ba 233.527†	469.4	0.0026	mg/L	0.00068	0.0026	mg/L	0.00068	26.07%
QC value within limits for Ba 233.527 Recovery = Not calculated								
Be 313.107†	408.4	0.0001	mg/L	0.00001	0.0001	mg/L	0.00001	8.59%
QC value within limits for Be 313.107 Recovery = Not calculated								
Cd 226.502†	-13.2	-0.0001	mg/L	0.00001	-0.0001	mg/L	0.00001	11.06%
QC value within limits for Cd 226.502 Recovery = Not calculated								
Co 228.616†	-3.5	0.0000	mg/L	0.00005	0.0000	mg/L	0.00005	101.67%
QC value within limits for Co 228.616 Recovery = Not calculated								
Cr 267.716†	0.6	0.0000	mg/L	0.00021	0.0000	mg/L	0.00021	>999.9%
QC value within limits for Cr 267.716 Recovery = Not calculated								
Cu 324.752†	1611.2	0.0041	mg/L	0.00046	0.0041	mg/L	0.00046	11.14%
QC value within limits for Cu 324.752 Recovery = Not calculated								
Fe 238.863†	574.8	0.0138	mg/L	0.00388	0.0138	mg/L	0.00388	28.01%
QC value within limits for Fe 238.863 Recovery = Not calculated								
K 404.721†	-1101.4	-3.666	mg/L	0.3606	-3.666	mg/L	0.3606	9.84%
QC value less than the lower limit for K 404.721 Recovery = Not calculated								
Mg 279.077†	379.7	0.0114	mg/L	0.00041	0.0114	mg/L	0.00041	3.59%
QC value within limits for Mg 279.077 Recovery = Not calculated								
Mn 257.610†	1673.6	0.0019	mg/L	0.00005	0.0019	mg/L	0.00005	2.82%
QC value within limits for Mn 257.610 Recovery = Not calculated								
Mo 202.031†	31.6	0.0012	mg/L	0.00014	0.0012	mg/L	0.00014	11.97%
QC value within limits for Mo 202.031 Recovery = Not calculated								
Ni 231.604†	68.5	0.0007	mg/L	0.00014	0.0007	mg/L	0.00014	19.33%
QC value within limits for Ni 231.604 Recovery = Not calculated								
Na 330.237†	-27.5	-0.0176	mg/L	0.03000	-0.0176	mg/L	0.03000	170.63%
QC value within limits for Na 330.237 Recovery = Not calculated								
Pb 220.353†	33.2	0.0023	mg/L	0.00010	0.0023	mg/L	0.00010	4.47%
QC value within limits for Pb 220.353 Recovery = Not calculated								

Sb 206.836†	23.0	0.0056	mg/L	0.00128	0.0056	mg/L	0.00128	22.84%
QC value within limits for Sb 206.836 Recovery = Not calculated								
Se 196.026†	0.5	0.0002	mg/L	0.00068	0.0002	mg/L	0.00068	283.81%
QC value within limits for Se 196.026 Recovery = Not calculated								
Sn 189.927†	70.8	0.0056	mg/L	0.00117	0.0056	mg/L	0.00117	21.06%
QC value within limits for Sn 189.927 Recovery = Not calculated								
Ti 337.279†	484.1	0.0006	mg/L	0.00030	0.0006	mg/L	0.00030	50.51%
QC value within limits for Ti 337.279 Recovery = Not calculated								
Tl 190.801†	3.7	0.0008	mg/L	0.00058	0.0008	mg/L	0.00058	75.49%
QC value within limits for Tl 190.801 Recovery = Not calculated								
V 292.402†	20.4	0.0001	mg/L	0.00007	0.0001	mg/L	0.00007	63.99%
QC value within limits for V 292.402 Recovery = Not calculated								
Zn 206.200†	-40.5	-0.0005	mg/L	0.00011	-0.0005	mg/L	0.00011	22.25%
QC value within limits for Zn 206.200 Recovery = Not calculated								
Ca 227.546†	-12.5	-0.0258	mg/L	0.01789	-0.0258	mg/L	0.01789	69.44%
QC value within limits for Ca 227.546 Recovery = Not calculated								
Sr 460.733†	623.8	0.0005	mg/L	0.00004	0.0005	mg/L	0.00004	8.35%
QC value within limits for Sr 460.733 Recovery = Not calculated								

QC Failed. Continue with analysis.

Sequence No.: 65
Sample ID: PBW-M4360032
Analyst:
Initial Sample Wt:
Dilution:

Autosampler Location: 70
Date Collected: 11/28/2007 9:12:10 PM
Data Type: Original
Initial Sample Vol:
Sample Prep Vol: 50 mL

Mean Data: PBW-M4360032

Analyte	Mean Corrected Intensity	Calib Conc.	Calib Units	Std.Dev.	Sample Conc.	Sample Units	Std.Dev.	RSD
Y 371.029	8373720.6	1.013	mg/L	0.0047				0.46%
Ag 328.068†	196.5	0.0006	mg/L	0.00002				2.69%
Al 308.215†	-1602.8	-0.0403	mg/L	0.00019				0.46%
As 188.979†	-20.7	-0.0054	mg/L	0.00147				27.18%
B 249.772†	2206.8	0.0113	mg/L	0.00053				4.68%
Ba 233.527†	159.2	0.0009	mg/L	0.00019				20.83%
Be 313.107†	484.6	0.0001	mg/L	0.00002				29.08%
Cd 226.502†	-78.5	-0.0003	mg/L	0.00004				13.13%
Co 228.616†	-60.7	-0.0008	mg/L	0.00009				10.25%
Cr 267.716†	256.2	0.0010	mg/L	0.00032				31.02%
Cu 324.752†	861.1	0.0022	mg/L	0.00039				17.45%
Fe 238.863†	998.8	0.0240	mg/L	0.00067				2.80%
K 404.721†	-1123.8	-3.740	mg/L	0.5155				13.78%
Mg 279.077†	96.1	0.0029	mg/L	0.00015				5.22%
Mn 257.610†	1777.1	0.0020	mg/L	0.00006				2.72%
Mo 202.031†	13.2	0.0005	mg/L	0.00007				14.20%
Ni 231.604†	23.6	0.0003	mg/L	0.00006				22.00%
Na 330.237†	285.2	0.1829	mg/L	0.02493				13.63%
Pb 220.353†	63.9	0.0045	mg/L	0.00063				14.08%
Sb 206.836†	18.4	0.0045	mg/L	0.00037				8.39%
Se 196.026†	0.9	0.0005	mg/L	0.00290				639.75%
Sn 189.927†	58.4	0.0046	mg/L	0.00053				11.48%
Ti 337.279†	598.9	0.0007	mg/L	0.00001				1.68%
Tl 190.801†	-3.2	-0.0007	mg/L	0.00006				8.93%
V 292.402†	-46.3	-0.0002	mg/L	0.00020				80.59%
Zn 206.200†	234.7	0.0029	mg/L	0.00003				0.88%
Ca 227.546†	-7.5	-0.0151	mg/L	0.00008				0.52%
Sr 460.733†	214.8	0.0002	mg/L	0.00006				36.46%

Sample conc. not calculated. Sample Prep. Vol. AND Initial Vol. required OR sample units incorrect.

Sequence No.: 66
Sample ID: LCSW-M4360032
Analyst:
Initial Sample Wt:
Dilution:

Autosampler Location: 71
Date Collected: 11/28/2007 9:17:51 PM
Data Type: Original
Initial Sample Vol:
Sample Prep Vol: 50 mL

Mean Data: LCSW-M4360032

Analyte	Mean Corrected Intensity	Calib Conc.	Calib Units	Std.Dev.	Sample Conc.	Sample Units	Std.Dev.	RSD

Y 371.029	8446990.8	1.022	mg/L	0.0072			0.71%
Ag 328.068†	14292.0	0.0457	mg/L	0.00002			0.04%
Al 308.215†	75546.2	1.899	mg/L	0.0183			0.96%
As 188.979†	135.3	0.0356	mg/L	0.00084			2.36%
B 249.772†	178904.2	0.9167	mg/L	0.00236			0.26%
Ba 233.527†	375144.9	2.099	mg/L	0.0128			0.61%
Be 313.107†	287838.2	0.0499	mg/L	0.00029			0.58%
Cd 226.502†	12917.4	0.0501	mg/L	0.00036			0.72%
Co 228.616†	37353.9	0.5164	mg/L	0.00343			0.66%
Cr 267.716†	50006.5	0.2024	mg/L	0.00107			0.53%
Cu 324.752†	100366.8	0.2585	mg/L	0.00179			0.69%
Fe 238.863†	42862.7	1.031	mg/L	0.0090			0.88%
K 404.721†	4376.1	14.56	mg/L	0.129			0.88%
Mg 279.077†	68998.6	2.065	mg/L	0.0120			0.58%
Mn 257.610†	462444.1	0.5296	mg/L	0.00330			0.62%
Mo 202.031†	13360.7	0.4978	mg/L	0.00265			0.53%
Ni 231.604†	47604.7	0.5048	mg/L	0.00256			0.51%
Na 330.237†	27407.8	17.57	mg/L	0.109			0.62%
Pb 220.353†	7431.7	0.5184	mg/L	0.00334			0.64%
Sb 206.836†	1898.4	0.4617	mg/L	0.00173			0.37%
Se 196.026†	1853.0	0.9347	mg/L	0.00650			0.70%
Sn 189.927†	61815.7	4.869	mg/L	0.0342			0.70%
Ti 337.279†	404414.6	0.5005	mg/L	0.00290			0.58%
Tl 190.801†	9586.9	1.981	mg/L	0.0114			0.57%
V 292.402†	91777.0	0.4871	mg/L	0.00231			0.47%
Zn 206.200†	42857.6	0.5370	mg/L	0.00426			0.79%
Ca 227.546†	974.4	2.076	mg/L	0.0221			1.06%
Sr 460.733†	1988.8	0.0015	mg/L	0.00008			5.10%

Sample conc. not calculated. Sample Prep. Vol. AND Initial Vol. required OR sample units incorrect.

Sequence No.: 67
Sample ID: 1045759
Analyst:
Initial Sample Wt:
Dilution:

Autosampler Location: 72
Date Collected: 11/28/2007 9:23:36 PM
Data Type: Original
Initial Sample Vol:
Sample Prep Vol: 50 mL

Mean Data: 1045759

Analyte	Mean Corrected Intensity	Calib Conc.	Calib Units	Std.Dev.	Sample Conc.	Sample Units	Std.Dev.	RSD
Y 371.029	7833112.3	0.9474	mg/L	0.01061				1.12%
Ag 328.068†	-137.3	0.0007	mg/L	0.00009				12.00%
Al 308.215†	-223.7	-0.0295	mg/L	0.00151				5.12%
As 188.979†	46.7	0.0071	mg/L	0.00148				20.87%
B 249.772†	142482.8	0.7107	mg/L	0.01078				1.52%
Ba 233.527†	1975.2	0.0109	mg/L	0.00041				3.78%
Be 313.107†	-1103.3	0.0000	mg/L	0.00002				81.78%
Cd 226.502†	-44.1	-0.0002	mg/L	0.00000				2.18%
Co 228.616†	-58.1	-0.0009	mg/L	0.00007				7.96%
Cr 267.716†	-365.0	-0.0001	mg/L	0.00019				241.32%
Cu 324.752†	185.8	0.0000	mg/L	0.00005				666.42%
Fe 238.863†	15158.1	0.3075	mg/L	0.00665				2.16%
K 404.721†	2861.5	9.524	mg/L	0.3711				3.90%
Mg 279.077†	7650537.0	228.8	mg/L	2.25				0.98%
Mn 257.610†	134132.8	0.1498	mg/L	0.00194				1.29%
Mo 202.031†	631.2	0.0224	mg/L	0.00046				2.03%
Ni 231.604†	2.5	0.0000	mg/L	0.00016				>999.9%
Na 330.237†	446019.5	286.3	mg/L	4.94				1.73%
Pb 220.353†	30.6	0.0034	mg/L	0.00015				4.36%
Sb 206.836†	3.4	0.0025	mg/L	0.00028				11.30%
Se 196.026†	8.2	0.0000	mg/L	0.00051				>999.9%
Sn 189.927†	-276.6	0.0141	mg/L	0.00004				0.29%
Ti 337.279†	857.0	-0.0003	mg/L	0.00025				88.04%
Tl 190.801†	-78.1	0.0038	mg/L	0.00095				24.86%
V 292.402†	14.2	0.0000	mg/L	0.00001				41.19%
Zn 206.200†	3836.5	0.0443	mg/L	0.00066				1.48%
Ca 227.546†	110107.2	230.9	mg/L	3.63				1.57%
Sr 460.733†	8501528.7	6.672	mg/L	0.0726				1.09%

Sample conc. not calculated. Sample Prep. Vol. AND Initial Vol. required OR sample units incorrect.

Sequence No.: 68
Sample ID: 1045760
Analyst:
Initial Sample Wt:
Dilution:

Autosampler Location: 73
Date Collected: 11/28/2007 9:29:41 PM
Data Type: Original
Initial Sample Vol:
Sample Prep Vol: 50 mL

Mean Data: 1045760

Analyte	Mean Corrected Intensity	Calib Conc.	Calib Units	Std.Dev.	Sample Conc.	Sample Units	Std.Dev.	RSD
Y 371.029	7862273.4	0.9509	mg/L	0.00138				0.15%
Ag 328.068†	-307.3	0.0008	mg/L	0.00015				19.30%
Al 308.215†	7460.1	0.1633	mg/L	0.00274				1.68%
As 188.979†	39.1	0.0063	mg/L	0.00258				40.68%
B 249.772†	222732.6	1.115	mg/L	0.0158				1.42%
Ba 233.527†	2448.4	0.0134	mg/L	0.00016				1.23%
Be 313.107†	-1271.7	-0.0001	mg/L	0.00000				0.06%
Cd 226.502†	-0.4	-0.0002	mg/L	0.00006				27.57%
Co 228.616†	-11.8	-0.0003	mg/L	0.00009				27.54%
Cr 267.716†	-242.6	0.0001	mg/L	0.00011				90.69%
Cu 324.752†	107.9	0.0000	mg/L	0.00022				>999.9%
Fe 238.863†	111751.8	2.633	mg/L	0.0223				0.85%
K 404.721†	3999.1	13.31	mg/L	0.018				0.13%
Mg 279.077†	6486243.7	194.0	mg/L	0.05				0.03%
Mn 257.610†	116803.1	0.1306	mg/L	0.00132				1.01%
Mo 202.031†	157.3	0.0046	mg/L	0.00006				1.26%
Ni 231.604†	79.8	0.0007	mg/L	0.00014				19.14%
Na 330.237†	335191.9	215.3	mg/L	1.60				0.74%
Pb 220.353†	46.9	0.0047	mg/L	0.00006				1.25%
Sb 206.836†	3.7	0.0028	mg/L	0.00026				9.58%
Se 196.026†	-0.2	-0.0027	mg/L	0.00078				29.13%
Sn 189.927†	-310.6	0.0189	mg/L	0.00082				4.33%
Ti 337.279†	2844.4	0.0020	mg/L	0.00001				0.75%
Tl 190.801†	-74.1	0.0064	mg/L	0.00161				25.17%
V 292.402†	18.3	0.0003	mg/L	0.00006				18.30%
Zn 206.200†	316.5	0.0010	mg/L	0.00007				7.43%
Ca 227.546†	131627.4	276.2	mg/L	2.88				1.04%
Sr 460.733†	Saturated2							

Sample conc. not calculated. Sample Prep. Vol. AND Initial Vol. required OR sample units incorrect.

Sequence No.: 69
Sample ID: 1045761
Analyst:
Initial Sample Wt:
Dilution:

Autosampler Location: 74
Date Collected: 11/28/2007 9:35:28 PM
Data Type: Original
Initial Sample Vol:
Sample Prep Vol: 50 mL

Mean Data: 1045761

Analyte	Mean Corrected Intensity	Calib Conc.	Calib Units	Std.Dev.	Sample Conc.	Sample Units	Std.Dev.	RSD
Y 371.029	8002471.2	0.9679	mg/L	0.00641				0.66%
Ag 328.068†	-193.4	0.0010	mg/L	0.00016				16.69%
Al 308.215†	2974.2	0.0533	mg/L	0.00515				9.67%
As 188.979†	0.3	-0.0034	mg/L	0.00130				38.57%
B 249.772†	12195.3	0.0380	mg/L	0.00164				4.31%
Ba 233.527†	8191.0	0.0455	mg/L	0.00051				1.13%
Be 313.107†	-811.3	0.0000	mg/L	0.00003				489.21%
Cd 226.502†	-68.0	-0.0002	mg/L	0.00004				17.59%
Co 228.616†	-56.0	-0.0008	mg/L	0.00001				1.68%
Cr 267.716†	-47.6	0.0001	mg/L	0.00022				280.97%
Cu 324.752†	453.7	0.0005	mg/L	0.00002				2.97%
Fe 238.863†	6922.6	0.1208	mg/L	0.00139				1.15%
K 404.721†	554.1	1.844	mg/L	0.4304				23.34%
Mg 279.077†	3094267.6	92.54	mg/L	0.239				0.26%
Mn 257.610†	59238.2	0.0663	mg/L	0.00194				2.92%
Mo 202.031†	44.8	0.0002	mg/L	0.00007				49.14%
Ni 231.604†	125.7	0.0011	mg/L	0.00006				5.24%
Na 330.237†	54317.5	35.45	mg/L	0.877				2.47%
Pb 220.353†	35.2	0.0038	mg/L	0.00028				7.24%
Sb 206.836†	1.2	0.0023	mg/L	0.00013				5.63%
Se 196.026†	0.2	-0.0004	mg/L	0.00247				561.87%

Sn 189.927†	-336.3	0.0253	mg/L	0.00139			5.48%
Ti 337.279†	2112.4	0.0009	mg/L	0.00015			16.39%
Tl 190.801†	-73.8	0.0062	mg/L	0.00064			10.31%
V 292.402†	25.6	0.0001	mg/L	0.00008			82.90%
Zn 206.200†	234.7	0.0026	mg/L	0.00012			4.59%
Ca 227.546†	155442.5	326.1	mg/L	9.57			2.93%
Sr 460.733†	1090478.9	0.8514	mg/L	0.00125			0.15%

Sample conc. not calculated. Sample Prep. Vol. AND Initial Vol. required OR sample units incorrect.

Sequence No.: 70
Sample ID: 1045762
Analyst:
Initial Sample Wt:
Dilution:

Autosampler Location: 75
Date Collected: 11/28/2007 9:41:14 PM
Data Type: Original
Initial Sample Vol:
Sample Prep Vol: 50 mL

Mean Data: 1045762

Analyte	Mean Corrected Intensity	Calib Conc.	Calib Units	Std.Dev.	Sample Conc.	Sample Units	Std.Dev.	RSD
Y 371.029	8037648.5	0.9721	mg/L	0.00308				0.32%
Ag 328.068†	-157.7	0.0005	mg/L	0.00010				17.87%
Al 308.215†	41937.8	1.042	mg/L	0.0001				0.01%
As 188.979†	22.9	0.0043	mg/L	0.00002				0.46%
B 249.772†	159963.2	0.8055	mg/L	0.00339				0.42%
Ba 233.527†	2949.3	0.0163	mg/L	0.00001				0.03%
Be 313.107†	-689.6	0.0000	mg/L	0.00001				34.35%
Cd 226.502†	-35.4	-0.0002	mg/L	0.00000				2.11%
Co 228.616†	-27.9	-0.0005	mg/L	0.00004				9.21%
Cr 267.716†	259.7	0.0013	mg/L	0.00001				1.11%
Cu 324.752†	-35.9	-0.0003	mg/L	0.00001				1.90%
Fe 238.863†	52523.5	1.237	mg/L	0.0040				0.32%
K 404.721†	1938.2	6.451	mg/L	0.1143				1.77%
Mg 279.077†	2086594.0	62.40	mg/L	0.151				0.24%
Mn 257.610†	175445.8	0.1999	mg/L	0.00021				0.10%
Mo 202.031†	697.1	0.0252	mg/L	0.00015				0.58%
Ni 231.604†	110.1	0.0010	mg/L	0.00007				6.60%
Na 330.237†	236929.4	152.2	mg/L	0.25				0.16%
Pb 220.353†	42.6	0.0039	mg/L	0.00017				4.27%
Sb 206.836†	8.6	0.0033	mg/L	0.00059				17.84%
Se 196.026†	1.9	0.0007	mg/L	0.00086				122.20%
Sn 189.927†	-294.9	0.0049	mg/L	0.00021				4.26%
Ti 337.279†	14728.1	0.0173	mg/L	0.00023				1.30%
Tl 190.801†	-62.1	-0.0008	mg/L	0.00062				81.39%
V 292.402†	291.3	0.0016	mg/L	0.00006				3.50%
Zn 206.200†	1300.1	0.0158	mg/L	0.00017				1.10%
Ca 227.546†	84657.4	177.6	mg/L	0.67				0.38%
Sr 460.733†	4788158.1	3.757	mg/L	0.0009				0.02%

Sample conc. not calculated. Sample Prep. Vol. AND Initial Vol. required OR sample units incorrect.

Sequence No.: 71
Sample ID: 1045763
Analyst:
Initial Sample Wt:
Dilution:

Autosampler Location: 76
Date Collected: 11/28/2007 9:47:09 PM
Data Type: Original
Initial Sample Vol:
Sample Prep Vol: 50 mL

Mean Data: 1045763

Analyte	Mean Corrected Intensity	Calib Conc.	Calib Units	Std.Dev.	Sample Conc.	Sample Units	Std.Dev.	RSD
Y 371.029	7532541.7	0.9110	mg/L	0.00052				0.06%
Ag 328.068†	-742.8	0.0007	mg/L	0.00011				15.08%
Al 308.215†	4820.8	0.0853	mg/L	0.00244				2.86%
As 188.979†	45.5	0.0074	mg/L	0.00016				2.24%
B 249.772†	565069.8	2.856	mg/L	0.0418				1.46%
Ba 233.527†	2030.8	0.0108	mg/L	0.00012				1.13%
Be 313.107†	-2243.1	-0.0001	mg/L	0.00000				2.08%
Cd 226.502†	5.3	-0.0001	mg/L	0.00006				39.32%
Co 228.616†	-48.0	-0.0009	mg/L	0.00007				7.75%
Cr 267.716†	-70.1	0.0002	mg/L	0.00004				27.64%
Cu 324.752†	35.4	-0.0007	mg/L	0.00025				38.39%

Fe 238.863†	129762.7	3.046	mg/L	0.0240			0.79%
K 404.721†	13468.4	44.83	mg/L	0.809			1.80%
Mg 279.077†	5002010.5	149.6	mg/L	0.66			0.44%
Mn 257.610†	424645.6	0.4839	mg/L	0.00416			0.86%
Mo 202.031†	226.0	0.0059	mg/L	0.00043			7.25%
Ni 231.604†	46.6	0.0001	mg/L	0.00001			19.91%
Na 330.237†	981304.8	630.0	mg/L	3.66			0.58%
Pb 220.353†	12.5	0.0031	mg/L	0.00016			5.24%
Sb 206.836†	-7.2	0.0016	mg/L	0.00073			44.21%
Se 196.026†	2.9	0.0014	mg/L	0.00068			50.46%
Sn 189.927†	-386.3	0.0572	mg/L	0.00140			2.45%
Ti 337.279†	2057.9	-0.0004	mg/L	0.00007			18.55%
Tl 190.801†	-73.5	0.0211	mg/L	0.00015			0.73%
V 292.402†	-20.1	0.0001	mg/L	0.00007			45.94%
Zn 206.200†	246.5	0.0025	mg/L	0.00003			1.22%
Ca 227.546†	262696.6	551.2	mg/L	4.74			0.86%
Sr 460.733†	Saturated2						

Sample conc. not calculated. Sample Prep. Vol. AND Initial Vol. required OR sample units incorrect.

==========

Sequence No.: 72
Sample ID: 1045764
Analyst:
Initial Sample Wt:
Dilution:

Autosampler Location: 77
Date Collected: 11/28/2007 9:52:55 PM
Data Type: Original
Initial Sample Vol:
Sample Prep Vol: 50 mL

Mean Data: 1045764

Analyte	Mean Corrected Intensity	Calib Conc.	Calib Units	Std.Dev.	Sample Conc.	Sample Units	Std.Dev.	RSD
Y 371.029	7516112.6	0.9091	mg/L	0.00052				0.06%
Ag 328.068†	-568.1	0.0008	mg/L	0.00005				6.76%
Al 308.215†	5757.3	0.0991	mg/L	0.00624				6.30%
As 188.979†	68.2	0.0090	mg/L	0.00476				52.93%
B 249.772†	235272.4	1.160	mg/L	0.0180				1.55%
Ba 233.527†	2241.1	0.0123	mg/L	0.00017				1.42%
Be 313.107†	-2441.8	-0.0001	mg/L	0.00000				0.28%
Cd 226.502†	84.8	-0.0001	mg/L	0.00006				40.45%
Co 228.616†	19.9	0.0000	mg/L	0.00019				>999.9%
Cr 267.716†	-731.7	0.0004	mg/L	0.00005				11.59%
Cu 324.752†	-89.8	-0.0005	mg/L	0.00024				53.07%
Fe 238.863†	220210.3	5.185	mg/L	0.0631				1.22%
K 404.721†	5374.7	17.89	mg/L	0.844				4.72%
Mg 279.077†	17198027.0	514.3	mg/L	0.79				0.15%
Mn 257.610†	163318.8	0.1785	mg/L	0.00218				1.22%
Mo 202.031†	120.0	0.0028	mg/L	0.00033				11.89%
Ni 231.604†	113.8	0.0012	mg/L	0.00009				7.67%
Na 330.237†	654375.4	420.0	mg/L	5.60				1.33%
Pb 220.353†	12.2	0.0032	mg/L	0.00030				9.51%
Sb 206.836†	-5.3	0.0015	mg/L	0.00025				17.23%
Se 196.026†	7.0	-0.0056	mg/L	0.00107				19.22%
Sn 189.927†	-356.9	0.0277	mg/L	0.00058				2.09%
Ti 337.279†	2543.1	0.0009	mg/L	0.00005				5.77%
Tl 190.801†	-94.0	0.0169	mg/L	0.00036				2.13%
V 292.402†	0.5	0.0004	mg/L	0.00003				7.48%
Zn 206.200†	125.5	-0.0081	mg/L	0.00011				1.40%
Ca 227.546†	173644.4	364.3	mg/L	4.85				1.33%
Sr 460.733†	Saturated2							

Sample conc. not calculated. Sample Prep. Vol. AND Initial Vol. required OR sample units incorrect.

==========

Sequence No.: 73
Sample ID: 1045765
Analyst:
Initial Sample Wt:
Dilution:

Autosampler Location: 78
Date Collected: 11/28/2007 9:58:41 PM
Data Type: Original
Initial Sample Vol:
Sample Prep Vol: 50 mL

Mean Data: 1045765

Analyte	Mean Corrected Intensity	Calib Conc.	Calib Units	Std.Dev.	Sample Conc.	Sample Units	Std.Dev.	RSD
Y 371.029	7897170.9	0.9551	mg/L	0.00189				0.20%

Ag 328.068†	-603.9	0.0007	mg/L	0.00002			3.54%
Al 308.215†	425532.1	10.68	mg/L	0.055			0.52%
As 188.979†	-2.1	-0.0010	mg/L	0.00099			102.30%
B 249.772†	56918.4	0.2437	mg/L	0.00128			0.52%
Ba 233.527†	18731.4	0.1044	mg/L	0.00001			0.01%
Be 313.107†	974.3	0.0003	mg/L	0.00000			1.59%
Cd 226.502†	279.6	0.0000	mg/L	0.00002			275.02%
Co 228.616†	409.1	0.0052	mg/L	0.00007			1.42%
Cr 267.716†	2497.9	0.0116	mg/L	0.00000			0.03%
Cu 324.752†	2580.8	0.0078	mg/L	0.00012			1.51%
Fe 238.863†	511224.6	12.25	mg/L	0.095			0.78%
K 404.721†	3339.7	11.12	mg/L	0.092			0.83%
Mg 279.077†	6960259.4	208.2	mg/L	0.10			0.05%
Mn 257.610†	381384.5	0.4334	mg/L	0.00307			0.71%
Mo 202.031†	135.7	0.0048	mg/L	0.00019			3.84%
Ni 231.604†	992.4	0.0105	mg/L	0.00002			0.20%
Na 330.237†	237921.3	152.8	mg/L	0.61			0.40%
Pb 220.353†	54.8	0.0065	mg/L	0.00058			9.01%
Sb 206.836†	-5.2	0.0008	mg/L	0.00027			35.13%
Se 196.026†	-2.3	-0.0021	mg/L	0.00053			25.70%
Sn 189.927†	-296.4	0.0014	mg/L	0.00004			2.80%
Ti 337.279†	152783.1	0.1881	mg/L	0.00195			1.04%
Tl 190.801†	-67.5	0.0016	mg/L	0.00020			12.59%
V 292.402†	3274.0	0.0186	mg/L	0.00004			0.23%
Zn 206.200†	2467.9	0.0262	mg/L	0.00009			0.35%
Ca 227.546†	77039.8	161.9	mg/L	1.04			0.64%
Sr 460.733†	4643406.6	3.643	mg/L	0.0163			0.45%

Sample conc. not calculated. Sample Prep. Vol. AND Initial Vol. required OR sample units incorrect.

Sequence No.: 74
Sample ID: 1045766
Analyst:
Initial Sample Wt:
Dilution:

Autosampler Location: 79
Date Collected: 11/28/2007 10:04:31 PM
Data Type: Original
Initial Sample Vol:
Sample Prep Vol: 50 mL

Mean Data: 1045766

Analyte	Mean Corrected Intensity	Calib Conc.	Calib Units	Std.Dev.	Sample Conc.	Sample Units	Std.Dev.	RSD
Y 371.029	7828026.5	0.9468	mg/L	0.00382				0.40%
Ag 328.068†	-266.2	0.0005	mg/L	0.00006				11.06%
Al 308.215†	19628.9	0.4707	mg/L	0.00342				0.73%
As 188.979†	22.3	0.0016	mg/L	0.00066				42.07%
B 249.772†	171385.8	0.8561	mg/L	0.01345				1.57%
Ba 233.527†	2271.0	0.0125	mg/L	0.00021				1.68%
Be 313.107†	-1413.1	-0.0001	mg/L	0.00004				39.19%
Cd 226.502†	-19.2	-0.0002	mg/L	0.00002				9.74%
Co 228.616†	51.1	0.0006	mg/L	0.00001				1.18%
Cr 267.716†	-240.5	0.0004	mg/L	0.00000				0.71%
Cu 324.752†	-142.8	-0.0006	mg/L	0.00018				27.77%
Fe 238.863†	79684.2	1.863	mg/L	0.0203				1.09%
K 404.721†	3940.5	13.12	mg/L	0.365				2.78%
Mg 279.077†	7244505.0	216.7	mg/L	0.05				0.02%
Mn 257.610†	155295.5	0.1743	mg/L	0.00172				0.99%
Mo 202.031†	185.5	0.0059	mg/L	0.00030				5.07%
Ni 231.604†	106.9	0.0011	mg/L	0.00010				9.41%
Na 330.237†	386176.2	247.9	mg/L	2.62				1.06%
Pb 220.353†	32.9	0.0036	mg/L	0.00007				2.01%
Sb 206.836†	2.2	0.0021	mg/L	0.00046				21.20%
Se 196.026†	1.2	-0.0030	mg/L	0.00258				86.22%
Sn 189.927†	-322.9	0.0091	mg/L	0.00021				2.36%
Ti 337.279†	4963.2	0.0048	mg/L	0.00006				1.28%
Tl 190.801†	-74.0	0.0039	mg/L	0.00071				18.13%
V 292.402†	232.1	0.0014	mg/L	0.00007				5.26%
Zn 206.200†	313.6	0.0002	mg/L	0.00003				11.69%
Ca 227.546†	105866.4	222.1	mg/L	2.27				1.02%
Sr 460.733†	6895906.6	5.411	mg/L	0.0062				0.12%

Sample conc. not calculated. Sample Prep. Vol. AND Initial Vol. required OR sample units incorrect.

Sequence No.: 75 **Autosampler Location: 4**

Sample ID: CCV
Analyst:
Initial Sample Wt:
Dilution:

Date Collected: 11/28/2007 10:10:18 PM
Data Type: Original
Initial Sample Vol:
Sample Prep Vol:

Mean Data: CCV

Analyte	Mean Corrected Intensity	Calib Conc.	Calib Units	Std.Dev.	Sample Conc.	Sample Units	Std.Dev.	RSD
Y 371.029	8264142.1	0.9995	mg/L	0.00540				0.54%
Ag 328.068†	146905.0	0.4693	mg/L	0.00611	0.4693	mg/L	0.00611	1.30%
QC value within limits for Ag 328.068 Recovery = 93.87%								
Al 308.215†	402352.5	10.11	mg/L	0.126	10.11	mg/L	0.126	1.25%
QC value within limits for Al 308.215 Recovery = 101.10%								
As 188.979†	3884.6	1.017	mg/L	0.0044	1.017	mg/L	0.0044	0.43%
QC value within limits for As 188.979 Recovery = 101.67%								
B 249.772†	481636.7	2.459	mg/L	0.0571	2.459	mg/L	0.0571	2.32%
QC value within limits for B 249.772 Recovery = 98.35%								
Ba 233.527†	1942838.9	10.87	mg/L	0.016	10.87	mg/L	0.016	0.15%
QC value within limits for Ba 233.527 Recovery = 108.72%								
Be 313.107†	1532806.0	0.2658	mg/L	0.00085	0.2658	mg/L	0.00085	0.32%
QC value within limits for Be 313.107 Recovery = 106.34%								
Cd 226.502†	135803.9	0.5271	mg/L	0.00747	0.5271	mg/L	0.00747	1.42%
QC value within limits for Cd 226.502 Recovery = 105.42%								
Co 228.616†	190140.8	2.629	mg/L	0.0336	2.629	mg/L	0.0336	1.28%
QC value within limits for Co 228.616 Recovery = 105.15%								
Cr 267.716†	129103.3	0.5228	mg/L	0.00618	0.5228	mg/L	0.00618	1.18%
QC value within limits for Cr 267.716 Recovery = 104.55%								
Cu 324.752†	487090.3	1.254	mg/L	0.0188	1.254	mg/L	0.0188	1.50%
QC value within limits for Cu 324.752 Recovery = 100.34%								
Fe 238.863†	219481.2	5.273	mg/L	0.0705	5.273	mg/L	0.0705	1.34%
QC value within limits for Fe 238.863 Recovery = 105.47%								
K 404.721†	6494.3	21.61	mg/L	0.112	21.61	mg/L	0.112	0.52%
QC value less than the lower limit for K 404.721 Recovery = 86.46%								
Mg 279.077†	901160.2	26.96	mg/L	0.052	26.96	mg/L	0.052	0.19%
QC value within limits for Mg 279.077 Recovery = 107.83%								
Mn 257.610†	725812.3	0.8309	mg/L	0.00985	0.8309	mg/L	0.00985	1.19%
QC value greater than the upper limit for Mn 257.610 Recovery = 110.79%								
Mo 202.031†	68382.2	2.548	mg/L	0.0385	2.548	mg/L	0.0385	1.51%
QC value within limits for Mo 202.031 Recovery = 101.92%								
Ni 231.604†	190626.3	2.021	mg/L	0.0288	2.021	mg/L	0.0288	1.42%
QC value within limits for Ni 231.604 Recovery = 101.07%								
Na 330.237†	37703.0	24.22	mg/L	0.290	24.22	mg/L	0.290	1.20%
QC value within limits for Na 330.237 Recovery = 96.89%								
Pb 220.353†	7385.0	0.5165	mg/L	0.00314	0.5165	mg/L	0.00314	0.61%
QC value within limits for Pb 220.353 Recovery = 103.31%								
Sb 206.836†	19871.1	4.832	mg/L	0.0469	4.832	mg/L	0.0469	0.97%
QC value within limits for Sb 206.836 Recovery = 96.64%								
Se 196.026†	1004.4	0.5076	mg/L	0.00499	0.5076	mg/L	0.00499	0.98%
QC value within limits for Se 196.026 Recovery = 101.52%								
Sn 189.927†	60122.8	4.740	mg/L	0.0824	4.740	mg/L	0.0824	1.74%
QC value within limits for Sn 189.927 Recovery = 94.79%								
Ti 337.279†	2087432.1	2.583	mg/L	0.0074	2.583	mg/L	0.0074	0.29%
QC value within limits for Ti 337.279 Recovery = 103.34%								
Tl 190.801†	4859.8	1.006	mg/L	0.0100	1.006	mg/L	0.0100	0.99%
QC value within limits for Tl 190.801 Recovery = 100.62%								
V 292.402†	477189.7	2.532	mg/L	0.0086	2.532	mg/L	0.0086	0.34%
QC value within limits for V 292.402 Recovery = 101.30%								
Zn 206.200†	87351.0	1.094	mg/L	0.0147	1.094	mg/L	0.0147	1.34%
QC value within limits for Zn 206.200 Recovery = 109.39%								
Ca 227.546†	12776.7	26.96	mg/L	0.224	26.96	mg/L	0.224	0.83%
QC value within limits for Ca 227.546 Recovery = 107.85%								
Sr 460.733†	3136112.8	2.462	mg/L	0.0059	2.462	mg/L	0.0059	0.24%
QC value within limits for Sr 460.733 Recovery = 98.49%								

QC Failed. Continue with analysis.

Sequence No.: 76
Sample ID: CCB
Analyst:
Initial Sample Wt:
Dilution:

Autosampler Location: 5
Date Collected: 11/28/2007 10:16:08 PM
Data Type: Original
Initial Sample Vol:
Sample Prep Vol:

Mean Data: CCB

Analyte	Mean Corrected Intensity	Calib Conc.	Units	Std.Dev.	Sample Conc.	Units	Std.Dev.	RSD
Y 371.029	8398726.3	1.016	mg/L	0.0037				0.37%
Ag 328.068†	241.6	0.0008	mg/L	0.00047	0.0008	mg/L	0.00047	61.04%
QC value within limits for Ag 328.068 Recovery = Not calculated								
Al 308.215†	-1666.9	-0.0419	mg/L	0.00103	-0.0419	mg/L	0.00103	2.46%
QC value within limits for Al 308.215 Recovery = Not calculated								
As 188.979†	-7.0	-0.0018	mg/L	0.00162	-0.0018	mg/L	0.00162	88.92%
QC value within limits for As 188.979 Recovery = Not calculated								
B 249.772†	6091.0	0.0313	mg/L	0.00392	0.0313	mg/L	0.00392	12.52%
QC value within limits for B 249.772 Recovery = Not calculated								
Ba 233.527†	424.9	0.0024	mg/L	0.00052	0.0024	mg/L	0.00052	22.06%
QC value within limits for Ba 233.527 Recovery = Not calculated								
Be 313.107†	30.8	0.0000	mg/L	0.00005	0.0000	mg/L	0.00005	964.88%
QC value within limits for Be 313.107 Recovery = Not calculated								
Cd 226.502†	-28.4	-0.0001	mg/L	0.00000	-0.0001	mg/L	0.00000	1.35%
QC value within limits for Cd 226.502 Recovery = Not calculated								
Co 228.616†	-10.6	-0.0001	mg/L	0.00017	-0.0001	mg/L	0.00017	112.29%
QC value within limits for Co 228.616 Recovery = Not calculated								
Cr 267.716†	79.0	0.0003	mg/L	0.00024	0.0003	mg/L	0.00024	76.36%
QC value within limits for Cr 267.716 Recovery = Not calculated								
Cu 324.752†	953.4	0.0025	mg/L	0.00055	0.0025	mg/L	0.00055	22.36%
QC value within limits for Cu 324.752 Recovery = Not calculated								
Fe 238.863†	114.2	0.0027	mg/L	0.00075	0.0027	mg/L	0.00075	27.44%
QC value within limits for Fe 238.863 Recovery = Not calculated								
K 404.721†	-1217.2	-4.051	mg/L	0.6884	-4.051	mg/L	0.6884	16.99%
QC value less than the lower limit for K 404.721 Recovery = Not calculated								
Mg 279.077†	1874.1	0.0561	mg/L	0.01013	0.0561	mg/L	0.01013	18.06%
QC value within limits for Mg 279.077 Recovery = Not calculated								
Mn 257.610†	1410.9	0.0016	mg/L	0.00003	0.0016	mg/L	0.00003	1.66%
QC value within limits for Mn 257.610 Recovery = Not calculated								
Mo 202.031†	33.0	0.0012	mg/L	0.00017	0.0012	mg/L	0.00017	13.44%
QC value within limits for Mo 202.031 Recovery = Not calculated								
Ni 231.604†	63.1	0.0007	mg/L	0.00001	0.0007	mg/L	0.00001	1.58%
QC value within limits for Ni 231.604 Recovery = Not calculated								
Na 330.237†	-12.7	-0.0081	mg/L	0.09160	-0.0081	mg/L	0.09160	>999.9%
QC value within limits for Na 330.237 Recovery = Not calculated								
Pb 220.353†	49.2	0.0034	mg/L	0.00035	0.0034	mg/L	0.00035	10.33%
QC value within limits for Pb 220.353 Recovery = Not calculated								
Sb 206.836†	25.0	0.0061	mg/L	0.00109	0.0061	mg/L	0.00109	17.94%
QC value within limits for Sb 206.836 Recovery = Not calculated								
Se 196.026†	-0.3	-0.0001	mg/L	0.00192	-0.0001	mg/L	0.00192	>999.9%
QC value within limits for Se 196.026 Recovery = Not calculated								
Sn 189.927†	61.8	0.0049	mg/L	0.00080	0.0049	mg/L	0.00080	16.36%
QC value within limits for Sn 189.927 Recovery = Not calculated								
Ti 337.279†	532.8	0.0007	mg/L	0.00023	0.0007	mg/L	0.00023	35.27%
QC value within limits for Ti 337.279 Recovery = Not calculated								
Tl 190.801†	2.3	0.0005	mg/L	0.00098	0.0005	mg/L	0.00098	200.96%
QC value within limits for Tl 190.801 Recovery = Not calculated								
V 292.402†	36.7	0.0002	mg/L	0.00007	0.0002	mg/L	0.00007	34.44%
QC value within limits for V 292.402 Recovery = Not calculated								
Zn 206.200†	-72.8	-0.0009	mg/L	0.00005	-0.0009	mg/L	0.00005	5.28%
QC value within limits for Zn 206.200 Recovery = Not calculated								
Ca 227.546†	-2.8	-0.0059	mg/L	0.00635	-0.0059	mg/L	0.00635	107.04%
QC value within limits for Ca 227.546 Recovery = Not calculated								
Sr 460.733†	2467.9	0.0019	mg/L	0.00029	0.0019	mg/L	0.00029	15.13%
QC value within limits for Sr 460.733 Recovery = Not calculated								

QC Failed. Continue with analysis.

Sequence No.: 77
Sample ID: 1045767
Analyst:
Initial Sample Wt:
Dilution:

Autosampler Location: 80
Date Collected: 11/28/2007 10:21:55 PM
Data Type: Original
Initial Sample Vol:
Sample Prep Vol: 50 mL

Mean Data: 1045767

	Mean Corrected	Calib			Sample			

Analyte	Intensity	Conc.	Units	Std.Dev.	Conc.	Units	Std.Dev.	RSD
Y 371.029	7956300.5	0.9623	mg/L	0.00570				0.59%
Ag 328.068†	-229.6	0.0005	mg/L	0.00011				24.71%
Al 308.215†	40512.5	1.004	mg/L	0.0128				1.28%
As 188.979†	42.4	0.0090	mg/L	0.00214				23.67%
B 249.772†	245570.6	1.243	mg/L	0.0207				1.66%
Ba 233.527†	3481.7	0.0193	mg/L	0.00031				1.61%
Be 313.107†	-1047.1	-0.0001	mg/L	0.00001				12.83%
Cd 226.502†	-24.4	-0.0002	mg/L	0.00005				28.87%
Co 228.616†	-31.5	-0.0005	mg/L	0.00002				3.44%
Cr 267.716†	344.4	0.0017	mg/L	0.00002				1.03%
Cu 324.752†	792.3	0.0018	mg/L	0.00011				6.20%
Fe 238.863†	57578.4	1.354	mg/L	0.0183				1.36%
K 404.721†	2772.0	9.226	mg/L	0.3281				3.56%
Mg 279.077†	2590757.6	77.48	mg/L	0.870				1.12%
Mn 257.610†	116621.7	0.1323	mg/L	0.00140				1.06%
Mo 202.031†	431.7	0.0152	mg/L	0.00008				0.51%
Ni 231.604†	160.4	0.0016	mg/L	0.00009				5.85%
Na 330.237†	447781.1	287.4	mg/L	3.34				1.16%
Pb 220.353†	41.4	0.0039	mg/L	0.00072				18.30%
Sb 206.836†	11.7	0.0042	mg/L	0.00060				14.32%
Se 196.026†	0.9	0.0000	mg/L	0.00272				>999.9%
Sn 189.927†	-280.7	0.0104	mg/L	0.00010				0.97%
Ti 337.279†	16333.6	0.0191	mg/L	0.00013				0.70%
Tl 190.801†	-65.8	0.0005	mg/L	0.00021				41.75%
V 292.402†	321.3	0.0018	mg/L	0.00001				0.63%
Zn 206.200†	6588.9	0.0819	mg/L	0.00046				0.56%
Ca 227.546†	97772.2	205.1	mg/L	2.59				1.26%
Sr 460.733†	6749757.5	5.297	mg/L	0.0218				0.41%

Sample conc. not calculated. Sample Prep. Vol. AND Initial Vol. required OR sample units incorrect.

Sequence No.: 78
Sample ID: 1045768
Analyst:
Initial Sample Wt:
Dilution:

Autosampler Location: 81
Date Collected: 11/28/2007 10:27:48 PM
Data Type: Original
Initial Sample Vol:
Sample Prep Vol: 50 mL

Mean Data: 1045768

Analyte	Mean Corrected Intensity	Calib Conc.	Units	Std.Dev.	Sample Conc.	Units	Std.Dev.	RSD
Y 371.029	7953158.9	0.9619	mg/L	0.01068				1.11%
Ag 328.068†	-140.5	0.0006	mg/L	0.00004				6.43%
Al 308.215†	16177.9	0.3931	mg/L	0.00659				1.68%
As 188.979†	5.9	-0.0005	mg/L	0.00076				142.35%
B 249.772†	181621.9	0.9168	mg/L	0.01328				1.45%
Ba 233.527†	4195.0	0.0233	mg/L	0.00032				1.37%
Be 313.107†	-1171.1	-0.0001	mg/L	0.00003				28.25%
Cd 226.502†	-48.9	-0.0003	mg/L	0.00006				24.48%
Co 228.616†	-39.6	-0.0006	mg/L	0.00003				4.45%
Cr 267.716†	62.0	0.0007	mg/L	0.00004				5.96%
Cu 324.752†	214.7	0.0003	mg/L	0.00001				4.18%
Fe 238.863†	46830.0	1.097	mg/L	0.0147				1.34%
K 404.721†	2060.7	6.859	mg/L	0.2939				4.29%
Mg 279.077†	2802846.3	83.83	mg/L	0.910				1.09%
Mn 257.610†	130369.6	0.1479	mg/L	0.00181				1.22%
Mo 202.031†	515.7	0.0184	mg/L	0.00003				0.14%
Ni 231.604†	223.1	0.0023	mg/L	0.00018				7.92%
Na 330.237†	260439.8	167.3	mg/L	2.06				1.23%
Pb 220.353†	35.2	0.0033	mg/L	0.00041				12.43%
Sb 206.836†	8.1	0.0032	mg/L	0.00086				27.16%
Se 196.026†	2.0	0.0002	mg/L	0.00066				402.61%
Sn 189.927†	-297.2	0.0049	mg/L	0.00013				2.56%
Ti 337.279†	6202.3	0.0067	mg/L	0.00026				3.94%
Tl 190.801†	-64.2	-0.0004	mg/L	0.00024				54.35%
V 292.402†	145.5	0.0009	mg/L	0.00006				6.90%
Zn 206.200†	5118.3	0.0632	mg/L	0.00058				0.92%
Ca 227.546†	85391.2	179.2	mg/L	1.87				1.04%
Sr 460.733†	6162939.7	4.837	mg/L	0.0185				0.38%

Sample conc. not calculated. Sample Prep. Vol. AND Initial Vol. required OR sample units incorrect.

Sequence No.: 79
Sample ID: 1045769
Analyst:
Initial Sample Wt:
Dilution:

Autosampler Location: 82
Date Collected: 11/28/2007 10:33:39 PM
Data Type: Original
Initial Sample Vol:
Sample Prep Vol: 50 mL

Mean Data: 1045769

Analyte	Mean Corrected Intensity	Calib Conc.	Calib Units	Std.Dev.	Sample Conc.	Sample Units	Std.Dev.	RSD
Y 371.029	7701904.7	0.9315	mg/L	0.00771				0.83%
Ag 328.068†	-627.0	0.0007	mg/L	0.00023				30.81%
Al 308.215†	251776.0	6.299	mg/L	0.1049				1.67%
As 188.979†	37.4	0.0064	mg/L	0.00250				39.34%
B 249.772†	171150.9	0.8284	mg/L	0.01523				1.84%
Ba 233.527†	14668.8	0.0817	mg/L	0.00100				1.23%
Be 313.107†	-647.0	0.0001	mg/L	0.00002				18.61%
Cd 226.502†	223.9	0.0000	mg/L	0.00005				588.74%
Co 228.616†	220.5	0.0026	mg/L	0.00012				4.54%
Cr 267.716†	974.0	0.0060	mg/L	0.00010				1.73%
Cu 324.752†	2587.1	0.0073	mg/L	0.00007				0.99%
Fe 238.863†	413306.5	9.871	mg/L	0.1382				1.40%
K 404.721†	4824.2	16.06	mg/L	0.281				1.75%
Mg 279.077†	10439779.0	312.2	mg/L	0.47				0.15%
Mn 257.610†	436907.0	0.4952	mg/L	0.00744				1.50%
Mo 202.031†	187.5	0.0061	mg/L	0.00005				0.84%
Ni 231.604†	571.2	0.0060	mg/L	0.00000				0.08%
Na 330.237†	580402.9	372.5	mg/L	5.89				1.58%
Pb 220.353†	38.7	0.0052	mg/L	0.00046				8.81%
Sb 206.836†	0.1	0.0024	mg/L	0.00031				12.63%
Se 196.026†	5.4	-0.0008	mg/L	0.00160				190.26%
Sn 189.927†	-329.4	0.0149	mg/L	0.00034				2.30%
Ti 337.279†	122589.9	0.1501	mg/L	0.00194				1.29%
Tl 190.801†	-81.0	0.0079	mg/L	0.00114				14.43%
V 292.402†	1815.4	0.0106	mg/L	0.00014				1.36%
Zn 206.200†	1502.2	0.0126	mg/L	0.00022				1.75%
Ca 227.546†	126154.4	264.9	mg/L	3.96				1.49%
Sr 460.733†	Saturated2							

Sample conc. not calculated. Sample Prep. Vol. AND Initial Vol. required OR sample units incorrect.

Sequence No.: 80
Sample ID: 1045770
Analyst:
Initial Sample Wt:
Dilution:

Autosampler Location: 83
Date Collected: 11/28/2007 10:39:30 PM
Data Type: Original
Initial Sample Vol:
Sample Prep Vol: 50 mL

Mean Data: 1045770

Analyte	Mean Corrected Intensity	Calib Conc.	Calib Units	Std.Dev.	Sample Conc.	Sample Units	Std.Dev.	RSD
Y 371.029	7847937.1	0.9492	mg/L	0.00889				0.94%
Ag 328.068†	-121.9	0.0009	mg/L	0.00008				9.29%
Al 308.215†	11134.4	0.2584	mg/L	0.00714				2.76%
As 188.979†	66.5	0.0133	mg/L	0.00041				3.06%
B 249.772†	313432.5	1.589	mg/L	0.0251				1.58%
Ba 233.527†	1904.7	0.0105	mg/L	0.00005				0.52%
Be 313.107†	-1668.5	-0.0001	mg/L	0.00003				21.95%
Cd 226.502†	0.5	-0.0001	mg/L	0.00001				14.57%
Co 228.616†	-62.4	-0.0010	mg/L	0.00001				0.55%
Cr 267.716†	-248.4	0.0001	mg/L	0.00006				48.78%
Cu 324.752†	-136.9	-0.0007	mg/L	0.00003				4.10%
Fe 238.863†	48889.4	1.126	mg/L	0.0129				1.15%
K 404.721†	3714.8	12.36	mg/L	0.029				0.23%
Mg 279.077†	6329953.7	189.3	mg/L	0.02				0.01%
Mn 257.610†	58692.3	0.0641	mg/L	0.00062				0.97%
Mo 202.031†	282.8	0.0095	mg/L	0.00003				0.34%
Ni 231.604†	51.8	0.0005	mg/L	0.00007				15.55%
Na 330.237†	387849.6	249.0	mg/L	3.03				1.22%
Pb 220.353†	41.3	0.0041	mg/L	0.00017				4.20%
Sb 206.836†	3.6	0.0025	mg/L	0.00053				21.55%

Se 196.026†	5.2	-0.0005	mg/L	0.00098			205.43%
Sn 189.927†	-319.5	0.0100	mg/L	0.00037			3.71%
Ti 337.279†	4831.3	0.0047	mg/L	0.00003			0.65%
Tl 190.801†	-77.8	0.0025	mg/L	0.00054			21.70%
V 292.402†	96.4	0.0006	mg/L	0.00006			10.20%
Zn 206.200†	4327.7	0.0512	mg/L	0.00058			1.14%
Ca 227.546†	107397.5	225.3	mg/L	2.26			1.00%
Sr 460.733†	Saturated2						

Sample conc. not calculated. Sample Prep. Vol. AND Initial Vol. required OR sample units incorrect.

Sequence No.: 81
Sample ID: 1045771
Analyst:
Initial Sample Wt:
Dilution:

Autosampler Location: 84
Date Collected: 11/28/2007 10:45:15 PM
Data Type: Original
Initial Sample Vol:
Sample Prep Vol: 50 mL

Mean Data: 1045771

Analyte	Mean Corrected Intensity	Calib Conc.	Calib Units	Std.Dev.	Sample Conc.	Sample Units	Std.Dev.	RSD
Y 371.029	7557009.6	0.9140	mg/L	0.00230				0.25%
Ag 328.068†	-502.8	0.0010	mg/L	0.00020				19.18%
Al 308.215†	135644.9	3.371	mg/L	0.0062				0.18%
As 188.979†	53.0	0.0072	mg/L	0.00208				28.69%
B 249.772†	230399.9	1.134	mg/L	0.0035				0.31%
Ba 233.527†	12637.0	0.0704	mg/L	0.00011				0.15%
Be 313.107†	-1779.3	0.0000	mg/L	0.00000				11.67%
Cd 226.502†	143.2	-0.0001	mg/L	0.00008				76.74%
Co 228.616†	104.8	0.0011	mg/L	0.00009				8.43%
Cr 267.716†	243.4	0.0039	mg/L	0.00005				1.31%
Cu 324.752†	1648.6	0.0044	mg/L	0.00017				3.91%
Fe 238.863†	306146.5	7.269	mg/L	0.0132				0.18%
K 404.721†	6053.4	20.15	mg/L	0.075				0.37%
Mg 279.077†	14551744.0	435.2	mg/L	0.32				0.07%
Mn 257.610†	304736.1	0.3418	mg/L	0.00012				0.03%
Mo 202.031†	261.7	0.0085	mg/L	0.00002				0.28%
Ni 231.604†	371.3	0.0039	mg/L	0.00014				3.48%
Na 330.237†	840502.5	539.2	mg/L	0.36				0.07%
Pb 220.353†	43.5	0.0056	mg/L	0.00058				10.43%
Sb 206.836†	-3.7	0.0017	mg/L	0.00082				46.94%
Se 196.026†	-0.9	-0.0074	mg/L	0.00196				26.44%
Sn 189.927†	-350.8	0.0208	mg/L	0.00006				0.29%
Ti 337.279†	64770.5	0.0782	mg/L	0.00003				0.04%
Tl 190.801†	-86.8	0.0132	mg/L	0.00038				2.88%
V 292.402†	1049.4	0.0062	mg/L	0.00005				0.78%
Zn 206.200†	4597.3	0.0492	mg/L	0.00017				0.34%
Ca 227.546†	150403.7	315.6	mg/L	0.12				0.04%
Sr 460.733†	Saturated2							

Sample conc. not calculated. Sample Prep. Vol. AND Initial Vol. required OR sample units incorrect.

Sequence No.: 82
Sample ID: 1045772
Analyst:
Initial Sample Wt:
Dilution:

Autosampler Location: 85
Date Collected: 11/28/2007 10:51:02 PM
Data Type: Original
Initial Sample Vol:
Sample Prep Vol: 50 mL

Mean Data: 1045772

Analyte	Mean Corrected Intensity	Calib Conc.	Calib Units	Std.Dev.	Sample Conc.	Sample Units	Std.Dev.	RSD
Y 371.029	7586847.6	0.9176	mg/L	0.00005				0.01%
Ag 328.068†	-967.1	0.0009	mg/L	0.00030				32.87%
Al 308.215†	199830.2	4.980	mg/L	0.0339				0.68%
As 188.979†	62.0	0.0113	mg/L	0.00069				6.08%
B 249.772†	385057.4	1.909	mg/L	0.0200				1.05%
Ba 233.527†	11219.3	0.0621	mg/L	0.00019				0.31%
Be 313.107†	-1233.2	0.0001	mg/L	0.00001				11.67%
Cd 226.502†	220.6	-0.0001	mg/L	0.00001				7.77%
Co 228.616†	194.9	0.0022	mg/L	0.00014				6.50%
Cr 267.716†	832.6	0.0054	mg/L	0.00002				0.39%

Cu 324.752†	276.6	0.0010	mg/L	0.00003			3.32%
Fe 238.863†	458940.7	10.94	mg/L	0.039			0.36%
K 404.721†	9599.9	31.95	mg/L	0.110			0.34%
Mg 279.077†	11676937.5	349.2	mg/L	0.87			0.25%
Mn 257.610†	475320.1	0.5386	mg/L	0.00276			0.51%
Mo 202.031†	234.5	0.0068	mg/L	0.00049			7.24%
Ni 231.604†	619.3	0.0063	mg/L	0.00008			1.31%
Na 330.237†	762225.3	489.4	mg/L	2.88			0.59%
Pb 220.353†	23.6	0.0049	mg/L	0.00057			11.62%
Sb 206.836†	-3.7	0.0028	mg/L	0.00099			35.50%
Se 196.026†	-1.2	-0.0037	mg/L	0.00362			97.61%
Sn 189.927†	-387.9	0.0468	mg/L	0.00003			0.06%
Ti 337.279†	72404.5	0.0868	mg/L	0.00100			1.15%
Tl 190.801†	-91.6	0.0201	mg/L	0.00059			2.94%
V 292.402†	1610.3	0.0096	mg/L	0.00001			0.12%
Zn 206.200†	3932.6	0.0433	mg/L	0.00013			0.30%
Ca 227.546†	235035.3	493.3	mg/L	2.38			0.48%
Sr 460.733†	Saturated2						

Sample conc. not calculated. Sample Prep. Vol. AND Initial Vol. required OR sample units incorrect.

Sequence No.: 83
Sample ID: 1045773
Analyst:
Initial Sample Wt:
Dilution:

Autosampler Location: 86
Date Collected: 11/28/2007 10:56:51 PM
Data Type: Original
Initial Sample Vol:
Sample Prep Vol: 50 mL

Mean Data: 1045773

Analyte	Mean Corrected Intensity	Calib Conc.	Calib Units	Std.Dev.	Sample Conc.	Sample Units	Std.Dev.	RSD
Y 371.029	7548305.0	0.9130	mg/L	0.00262				0.29%
Ag 328.068†	-508.8	0.0005	mg/L	0.00015				30.23%
Al 308.215†	83446.5	2.058	mg/L	0.0049				0.24%
As 188.979†	47.7	0.0045	mg/L	0.00034				7.50%
B 249.772†	208512.3	1.031	mg/L	0.0004				0.04%
Ba 233.527†	13559.8	0.0757	mg/L	0.00000				0.00%
Be 313.107†	-2005.0	-0.0001	mg/L	0.00000				0.82%
Cd 226.502†	45.2	-0.0001	mg/L	0.00002				14.36%
Co 228.616†	110.9	0.0013	mg/L	0.00034				25.78%
Cr 267.716†	-56.0	0.0026	mg/L	0.00003				1.18%
Cu 324.752†	735.8	0.0016	mg/L	0.00023				14.72%
Fe 238.863†	152210.8	3.565	mg/L	0.0160				0.45%
K 404.721†	6546.2	21.79	mg/L	0.225				1.03%
Mg 279.077†	14519947.5	434.3	mg/L	1.81				0.42%
Mn 257.610†	333334.2	0.3745	mg/L	0.00073				0.19%
Mo 202.031†	249.6	0.0078	mg/L	0.00008				0.97%
Ni 231.604†	327.7	0.0035	mg/L	0.00007				2.14%
Na 330.237†	496859.8	319.0	mg/L	0.79				0.25%
Pb 220.353†	26.7	0.0042	mg/L	0.00119				28.38%
Sb 206.836†	-0.4	0.0025	mg/L	0.00055				22.30%
Se 196.026†	5.3	-0.0051	mg/L	0.00059				11.43%
Sn 189.927†	-361.6	0.0203	mg/L	0.00006				0.31%
Ti 337.279†	64205.1	0.0775	mg/L	0.00036				0.47%
Tl 190.801†	-85.2	0.0135	mg/L	0.00056				4.16%
V 292.402†	942.0	0.0052	mg/L	0.00011				2.06%
Zn 206.200†	725.7	0.0011	mg/L	0.00008				7.83%
Ca 227.546†	151682.5	318.2	mg/L	0.02				0.00%
Sr 460.733†	Saturated2							

Sample conc. not calculated. Sample Prep. Vol. AND Initial Vol. required OR sample units incorrect.

Sequence No.: 84
Sample ID: 1045774
Analyst:
Initial Sample Wt:
Dilution:

Autosampler Location: 87
Date Collected: 11/28/2007 11:02:37 PM
Data Type: Original
Initial Sample Vol:
Sample Prep Vol: 50 mL

Mean Data: 1045774

Analyte	Mean Corrected Intensity	Calib Conc.	Calib Units	Std.Dev.	Sample Conc.	Sample Units	Std.Dev.	RSD

Y 371.029	7434795.1	0.8992	mg/L	0.00346			0.39%
Ag 328.068†	-439.8	0.0007	mg/L	0.00005			6.74%
Al 308.215†	3257.3	0.0389	mg/L	0.00052			1.33%
As 188.979†	46.6	0.0031	mg/L	0.00336			109.48%
B 249.772†	180666.2	0.8876	mg/L	0.00841			0.95%
Ba 233.527†	1435.1	0.0078	mg/L	0.00002			0.20%
Be 313.107†	-2861.8	-0.0002	mg/L	0.00003			13.79%
Cd 226.502†	-2.9	-0.0002	mg/L	0.00003			14.22%
Co 228.616†	-40.6	-0.0007	mg/L	0.00004			5.11%
Cr 267.716†	-656.0	0.0003	mg/L	0.00011			36.50%
Cu 324.752†	-142.4	-0.0010	mg/L	0.00007			7.73%
Fe 238.863†	95340.1	2.189	mg/L	0.0135			0.62%
K 404.721†	5988.9	19.93	mg/L	0.313			1.57%
Mg 279.077†	15427994.7	461.4	mg/L	1.23			0.27%
Mn 257.610†	132505.7	0.1441	mg/L	0.00061			0.42%
Mo 202.031†	289.4	0.0090	mg/L	0.00035			3.83%
Ni 231.604†	101.1	0.0011	mg/L	0.00003			2.71%
Na 330.237†	845749.3	542.7	mg/L	2.91			0.54%
Pb 220.353†	11.0	0.0030	mg/L	0.00027			8.87%
Sb 206.836†	-1.7	0.0023	mg/L	0.00094			40.42%
Se 196.026†	5.3	-0.0059	mg/L	0.00103			17.39%
Sn 189.927†	-373.5	0.0268	mg/L	0.00018			0.66%
Ti 337.279†	1895.3	0.0001	mg/L	0.00019			144.62%
Tl 190.801†	-90.5	0.0159	mg/L	0.00003			0.17%
V 292.402†	4.3	0.0001	mg/L	0.00020			216.19%
Zn 206.200†	1099.6	0.0055	mg/L	0.00001			0.16%
Ca 227.546†	174105.8	365.2	mg/L	2.10			0.57%
Sr 460.733†	Saturated2						

Sample conc. not calculated. Sample Prep. Vol. AND Initial Vol. required OR sample units incorrect.

Sequence No.: 85
Sample ID: 1045775
Analyst:
Initial Sample Wt:
Dilution:

Autosampler Location: 88
Date Collected: 11/28/2007 11:08:28 PM
Data Type: Original
Initial Sample Vol:
Sample Prep Vol: 50 mL

Mean Data: 1045775

Analyte	Mean Corrected Intensity	Calib Conc.	Calib Units	Std.Dev.	Sample Conc.	Sample Units	Std.Dev.	RSD
Y 371.029	7408121.7	0.8960	mg/L	0.00813				0.91%
Ag 328.068†	-840.0	0.0006	mg/L	0.00004				6.04%
Al 308.215†	23088.6	0.5403	mg/L	0.00787				1.46%
As 188.979†	51.0	0.0081	mg/L	0.00045				5.61%
B 249.772†	433231.0	2.172	mg/L	0.0265				1.22%
Ba 233.527†	1748.5	0.0092	mg/L	0.00011				1.17%
Be 313.107†	-2829.3	-0.0002	mg/L	0.00003				13.82%
Cd 226.502†	60.0	-0.0002	mg/L	0.00003				17.11%
Co 228.616†	-27.4	-0.0007	mg/L	0.00012				17.82%
Cr 267.716†	-210.7	0.0005	mg/L	0.00006				12.82%
Cu 324.752†	-387.6	-0.0014	mg/L	0.00023				16.59%
Fe 238.863†	237257.6	5.619	mg/L	0.0354				0.63%
K 404.721†	12707.9	42.30	mg/L	0.340				0.80%
Mg 279.077†	8743840.0	261.5	mg/L	1.81				0.69%
Mn 257.610†	511829.5	0.5819	mg/L	0.00372				0.64%
Mo 202.031†	185.6	0.0046	mg/L	0.00022				4.64%
Ni 231.604†	34.5	0.0000	mg/L	0.00011				275.94%
Na 330.237†	969855.7	622.6	mg/L	5.47				0.88%
Pb 220.353†	11.8	0.0033	mg/L	0.00089				27.13%
Sb 206.836†	-7.5	0.0015	mg/L	0.00114				74.35%
Se 196.026†	3.5	-0.0006	mg/L	0.00054				97.17%
Sn 189.927†	-404.6	0.0500	mg/L	0.00004				0.07%
Ti 337.279†	8189.6	0.0073	mg/L	0.00011				1.55%
Tl 190.801†	-84.4	0.0204	mg/L	0.00066				3.24%
V 292.402†	97.0	0.0010	mg/L	0.00005				4.81%
Zn 206.200†	582.3	0.0038	mg/L	0.00012				3.23%
Ca 227.546†	247098.3	518.5	mg/L	2.84				0.55%
Sr 460.733†	Saturated2							

Sample conc. not calculated. Sample Prep. Vol. AND Initial Vol. required OR sample units incorrect.

Sequence No.: 86
Sample ID: 1045776
Analyst:
Initial Sample Wt:
Dilution:

Autosampler Location: 89
Date Collected: 11/28/2007 11:14:12 PM
Data Type: Original
Initial Sample Vol:
Sample Prep Vol: 50 mL

Mean Data: 1045776

Analyte	Mean Corrected Intensity	Calib Conc.	Calib Units	Std.Dev.	Sample Conc.	Sample Units	Std.Dev.	RSD
Y 371.029	7953616.0	0.9620	mg/L	0.00242				0.25%
Ag 328.068†	-33.7	0.0006	mg/L	0.00052				87.33%
Al 308.215†	289.4	-0.0061	mg/L	0.00071				11.53%
As 188.979†	29.9	0.0050	mg/L	0.00122				24.36%
B 249.772†	136238.0	0.6879	mg/L	0.00971				1.41%
Ba 233.527†	1320.6	0.0073	mg/L	0.00015				2.09%
Be 313.107†	-1645.5	-0.0002	mg/L	0.00000				1.70%
Cd 226.502†	-77.4	-0.0003	mg/L	0.00001				4.18%
Co 228.616†	-68.4	-0.0010	mg/L	0.00003				2.80%
Cr 267.716†	-178.0	0.0000	mg/L	0.00002				101.21%
Cu 324.752†	-464.4	-0.0015	mg/L	0.00005				3.24%
Fe 238.863†	4835.9	0.0847	mg/L	0.00083				0.98%
K 404.721†	1566.9	5.215	mg/L	0.2162				4.14%
Mg 279.077†	3964753.8	118.6	mg/L	0.28				0.24%
Mn 257.610†	80267.1	0.0900	mg/L	0.00113				1.25%
Mo 202.031†	645.1	0.0234	mg/L	0.00021				0.91%
Ni 231.604†	24.4	0.0002	mg/L	0.00011				52.30%
Na 330.237†	377457.2	242.2	mg/L	3.04				1.25%
Pb 220.353†	41.9	0.0037	mg/L	0.00061				16.56%
Sb 206.836†	8.5	0.0030	mg/L	0.00027				8.94%
Se 196.026†	5.8	0.0008	mg/L	0.00040				47.41%
Sn 189.927†	-291.2	-0.0010	mg/L	0.00008				7.73%
Ti 337.279†	1113.4	0.0006	mg/L	0.00004				7.01%
Tl 190.801†	-61.2	-0.0011	mg/L	0.00189				169.92%
V 292.402†	5.9	0.0000	mg/L	0.00001				191.64%
Zn 206.200†	374.8	0.0029	mg/L	0.00011				3.91%
Ca 227.546†	66955.3	140.4	mg/L	1.71				1.22%
Sr 460.733†	5270556.9	4.137	mg/L	0.0018				0.04%

Sample conc. not calculated. Sample Prep. Vol. AND Initial Vol. required OR sample units incorrect.

Sequence No.: 87
Sample ID: CCV
Analyst:
Initial Sample Wt:
Dilution:

Autosampler Location: 4
Date Collected: 11/28/2007 11:20:01 PM
Data Type: Original
Initial Sample Vol:
Sample Prep Vol:

Mean Data: CCV

Analyte	Mean Corrected Intensity	Calib Conc.	Calib Units	Std.Dev.	Sample Conc.	Sample Units	Std.Dev.	RSD
Y 371.029	8223148.8	0.9946	mg/L	0.00324				0.33%
Ag 328.068†	147310.5	0.4707	mg/L	0.00305	0.4707	mg/L	0.00305	0.65%
QC value within limits for Ag 328.068 Recovery = 94.13%								
Al 308.215†	408000.0	10.25	mg/L	0.072	10.25	mg/L	0.072	0.71%
QC value within limits for Al 308.215 Recovery = 102.52%								
As 188.979†	3923.7	1.027	mg/L	0.0029	1.027	mg/L	0.0029	0.28%
QC value within limits for As 188.979 Recovery = 102.69%								
B 249.772†	489829.5	2.501	mg/L	0.0062	2.501	mg/L	0.0062	0.25%
QC value within limits for B 249.772 Recovery = 100.02%								
Ba 233.527†	1970313.5	11.03	mg/L	0.020	11.03	mg/L 110%	0.020	0.18%
QC value greater than the upper limit for Ba 233.527 Recovery = 110.26%								
Be 313.107†	1548357.5	0.2685	mg/L	0.00025	0.2685	mg/L	0.00025	0.09%
QC value within limits for Be 313.107 Recovery = 107.42%								
Cd 226.502†	137782.1	0.5348	mg/L	0.00293	0.5348	mg/L	0.00293	0.55%
QC value within limits for Cd 226.502 Recovery = 106.95%								
Co 228.616†	192733.3	2.665	mg/L	0.0145	2.665	mg/L	0.0145	0.55%
QC value within limits for Co 228.616 Recovery = 106.58%								
Cr 267.716†	130849.0	0.5298	mg/L	0.00292	0.5298	mg/L	0.00292	0.55%
QC value within limits for Cr 267.716 Recovery = 105.97%								
Cu 324.752†	490901.3	1.264	mg/L	0.0056	1.264	mg/L	0.0056	0.44%
QC value within limits for Cu 324.752 Recovery = 101.13%								

Fe 238.863†	222848.2	5.354 mg/L	0.0274	5.354 mg/L	0.0274	0.51%
QC value within limits for Fe 238.863 Recovery = 107.09%						
K 404.721†	6387.2	21.26 mg/L	0.933	21.26 mg/L	0.933	4.39%
QC value less than the lower limit for K 404.721 Recovery = 85.03%						
Mg 279.077†	912314.2	27.29 mg/L	0.019	27.29 mg/L	0.019	0.07%
QC value within limits for Mg 279.077 Recovery = 109.16%						
Mn 257.610†	739462.6	0.8465 mg/L	0.00429	0.8465 mg/L	0.00429	0.51%
QC value greater than the upper limit for Mn 257.610 Recovery = 112.87%						
Mo 202.031†	68825.1	2.564 mg/L	0.0107	2.564 mg/L	0.0107	0.42%
QC value within limits for Mo 202.031 Recovery = 102.58%						
Ni 231.604†	191768.9	2.033 mg/L	0.0112	2.033 mg/L	0.0112	0.55%
QC value within limits for Ni 231.604 Recovery = 101.67%						
Na 330.237†	38188.8	24.53 mg/L	0.185	24.53 mg/L	0.185	0.76%
QC value within limits for Na 330.237 Recovery = 98.14%						
Pb 220.353†	7455.1	0.5215 mg/L	0.00208	0.5215 mg/L	0.00208	0.40%
QC value within limits for Pb 220.353 Recovery = 104.29%						
Sb 206.836†	19814.3	4.818 mg/L	0.0005	4.818 mg/L	0.0005	0.01%
QC value within limits for Sb 206.836 Recovery = 96.36%						
Se 196.026†	1013.5	0.5122 mg/L	0.00449	0.5122 mg/L	0.00449	0.88%
QC value within limits for Se 196.026 Recovery = 102.44%						
Sn 189.927†	60276.6	4.752 mg/L	0.0171	4.752 mg/L	0.0171	0.36%
QC value within limits for Sn 189.927 Recovery = 95.04%						
Ti 337.279†	2100302.3	2.599 mg/L	0.0020	2.599 mg/L	0.0020	0.08%
QC value within limits for Ti 337.279 Recovery = 103.98%						
Tl 190.801†	4879.8	1.010 mg/L	0.0003	1.010 mg/L	0.0003	0.03%
QC value within limits for Tl 190.801 Recovery = 101.03%						
V 292.402†	479077.5	2.542 mg/L	0.0137	2.542 mg/L	0.0137	0.54%
QC value within limits for V 292.402 Recovery = 101.70%						
Zn 206.200†	88781.8	1.112 mg/L	0.0054	1.112 mg/L	0.0054	0.49%
QC value greater than the upper limit for Zn 206.200 Recovery = 111.18%						
Ca 227.546†	13047.3	27.53 mg/L	0.062	27.53 mg/L	0.062	0.23%
QC value greater than the upper limit for Ca 227.546 Recovery = 110.13% 110%						
Sr 460.733†	3168467.0	2.488 mg/L	0.0006	2.488 mg/L	0.0006	0.02%
QC value within limits for Sr 460.733 Recovery = 99.51%						

QC Failed. Continue with analysis.

==========

Sequence No.: 88
Sample ID: CCB
Analyst:
Initial Sample Wt:
Dilution:

Autosampler Location: 5
Date Collected: 11/28/2007 11:25:51 PM
Data Type: Original
Initial Sample Vol:
Sample Prep Vol:

Mean Data: CCB

Analyte	Mean Corrected Intensity	Calib Conc.	Calib Units	Std.Dev.	Sample Conc.	Sample Units	Std.Dev.	RSD
Y 371.029	8529673.2	1.032	mg/L	0.0141				1.37%
Ag 328.068†	178.8	0.0006	mg/L	0.00021	0.0006	mg/L	0.00021	36.89%
QC value within limits for Ag 328.068 Recovery = Not calculated								
Al 308.215†	-2023.5	-0.0509	mg/L	0.00298	-0.0509	mg/L	0.00298	5.85%
QC value within limits for Al 308.215 Recovery = Not calculated								
As 188.979†	-7.0	-0.0018	mg/L	0.00135	-0.0018	mg/L	0.00135	73.31%
QC value within limits for As 188.979 Recovery = Not calculated								
B 249.772†	7132.9	0.0367	mg/L	0.00435	0.0367	mg/L	0.00435	11.86%
QC value within limits for B 249.772 Recovery = Not calculated								
Ba 233.527†	537.8	0.0030	mg/L	0.00070	0.0030	mg/L	0.00070	23.42%
QC value within limits for Ba 233.527 Recovery = Not calculated								
Be 313.107†	61.1	0.0000	mg/L	0.00009	0.0000	mg/L	0.00009	848.37%
QC value within limits for Be 313.107 Recovery = Not calculated								
Cd 226.502†	-16.2	-0.0001	mg/L	0.00003	-0.0001	mg/L	0.00003	48.45%
QC value within limits for Cd 226.502 Recovery = Not calculated								
Co 228.616†	-13.7	-0.0002	mg/L	0.00017	-0.0002	mg/L	0.00017	91.23%
QC value within limits for Co 228.616 Recovery = Not calculated								
Cr 267.716†	30.7	0.0001	mg/L	0.00010	0.0001	mg/L	0.00010	79.70%
QC value within limits for Cr 267.716 Recovery = Not calculated								
Cu 324.752†	894.6	0.0023	mg/L	0.00027	0.0023	mg/L	0.00027	11.69%
QC value within limits for Cu 324.752 Recovery = Not calculated								
Fe 238.863†	-258.0	-0.0062	mg/L	0.00444	-0.0062	mg/L	0.00444	71.34%
QC value within limits for Fe 238.863 Recovery = Not calculated								
K 404.721†	-1215.1	-4.044	mg/L	0.7082	-4.044	mg/L	0.7082	17.51%
QC value less than the lower limit for K 404.721 Recovery = Not calculated								

Mg 279.077†	3144.0	0.0940 mg/L	0.02182	0.0940 mg/L	0.02182	23.21%
QC value within limits for Mg 279.077 Recovery = Not calculated						
Mn 257.610†	1190.6	0.0014 mg/L	0.00008	0.0014 mg/L	0.00008	5.80%
QC value within limits for Mn 257.610 Recovery = Not calculated						
Mo 202.031†	37.4	0.0014 mg/L	0.00049	0.0014 mg/L	0.00049	35.26%
QC value within limits for Mo 202.031 Recovery = Not calculated						
Ni 231.604†	85.9	0.0009 mg/L	0.00021	0.0009 mg/L	0.00021	23.42%
QC value within limits for Ni 231.604 Recovery = Not calculated						
Na 330.237†	-51.5	-0.0329 mg/L	0.01225	-0.0329 mg/L	0.01225	37.23%
QC value within limits for Na 330.237 Recovery = Not calculated						
Pb 220.353†	56.2	0.0039 mg/L	0.00091	0.0039 mg/L	0.00091	23.32%
QC value within limits for Pb 220.353 Recovery = Not calculated						
Sb 206.836†	29.5	0.0072 mg/L	0.00133	0.0072 mg/L	0.00133	18.57%
QC value within limits for Sb 206.836 Recovery = Not calculated						
Se 196.026†	1.2	0.0006 mg/L	0.00048	0.0006 mg/L	0.00048	81.95%
QC value within limits for Se 196.026 Recovery = Not calculated						
Sn 189.927†	64.8	0.0051 mg/L	0.00075	0.0051 mg/L	0.00075	14.69%
QC value within limits for Sn 189.927 Recovery = Not calculated						
Ti 337.279†	780.9	0.0010 mg/L	0.00065	0.0010 mg/L	0.00065	67.64%
QC value within limits for Ti 337.279 Recovery = Not calculated						
Tl 190.801†	2.9	0.0006 mg/L	0.00003	0.0006 mg/L	0.00003	4.20%
QC value within limits for Tl 190.801 Recovery = Not calculated						
V 292.402†	36.8	0.0002 mg/L	0.00029	0.0002 mg/L	0.00029	149.01%
QC value within limits for V 292.402 Recovery = Not calculated						
Zn 206.200†	-78.3	-0.0010 mg/L	0.00008	-0.0010 mg/L	0.00008	7.99%
QC value within limits for Zn 206.200 Recovery = Not calculated						
Ca 227.546†	19.0	0.0396 mg/L	0.03146	0.0396 mg/L	0.03146	79.39%
QC value within limits for Ca 227.546 Recovery = Not calculated						
Sr 460.733†	4672.8	0.0037 mg/L	0.00058	0.0037 mg/L	0.00058	15.73%
QC value within limits for Sr 460.733 Recovery = Not calculated						

QC Failed. Continue with analysis.

==========

Sequence No.: 89
Sample ID: 1045777
Analyst:
Initial Sample Wt:
Dilution:

Autosampler Location: 90
Date Collected: 11/28/2007 11:31:35 PM
Data Type: Original
Initial Sample Vol:
Sample Prep Vol: 50 mL

Mean Data: 1045777

Analyte	Mean Corrected Intensity	Calib Conc.	Calib Units	Std.Dev.	Sample Conc.	Sample Units	Std.Dev.	RSD
Y 371.029	7728557.6	0.9348	mg/L	0.00459				0.49%
Ag 328.068†	-298.1	0.0004	mg/L	0.00040				93.69%
Al 308.215†	19904.8	0.4818	mg/L	0.00843				1.75%
As 188.979†	22.2	0.0029	mg/L	0.00264				90.37%
B 249.772†	277215.2	1.403	mg/L	0.0298				2.12%
Ba 233.527†	2692.3	0.0148	mg/L	0.00003				0.20%
Be 313.107†	-2044.4	-0.0002	mg/L	0.00003				14.07%
Cd 226.502†	-61.2	-0.0003	mg/L	0.00008				29.57%
Co 228.616†	-27.6	-0.0005	mg/L	0.00014				30.36%
Cr 267.716†	17.0	0.0005	mg/L	0.00009				18.21%
Cu 324.752†	533.6	0.0010	mg/L	0.00003				3.14%
Fe 238.863†	44296.2	1.025	mg/L	0.0145				1.41%
K 404.721†	4171.3	13.88	mg/L	0.368				2.65%
Mg 279.077†	3467911.5	103.7	mg/L	0.19				0.19%
Mn 257.610†	127595.3	0.1444	mg/L	0.00186				1.29%
Mo 202.031†	319.4	0.0107	mg/L	0.00012				1.08%
Ni 231.604†	79.3	0.0007	mg/L	0.00017				25.49%
Na 330.237†	511217.5	328.1	mg/L	4.16				1.27%
Pb 220.353†	34.1	0.0036	mg/L	0.00020				5.62%
Sb 206.836†	13.1	0.0049	mg/L	0.00002				0.43%
Se 196.026†	5.4	0.0018	mg/L	0.00047				26.16%
Sn 189.927†	-305.9	0.0164	mg/L	0.00047				2.88%
Ti 337.279†	7189.4	0.0075	mg/L	0.00026				3.49%
Tl 190.801†	-73.6	0.0026	mg/L	0.00060				23.52%
V 292.402†	157.3	0.0009	mg/L	0.00003				3.51%
Zn 206.200†	324.1	0.0031	mg/L	0.00017				5.40%
Ca 227.546†	121813.6	255.6	mg/L	3.55				1.39%
Sr 460.733†	8659653.4	6.796	mg/L	0.0318				0.47%

Sample conc. not calculated. Sample Prep. Vol. AND Initial Vol. required OR sample units incorrect.

Sequence No.: 90
Sample ID: 1045795
Analyst:
Initial Sample Wt:
Dilution:

Autosampler Location: 91
Date Collected: 11/28/2007 11:37:41 PM
Data Type: Original
Initial Sample Vol:
Sample Prep Vol: 50 mL

Mean Data: 1045795

Analyte	Mean Corrected Intensity	Calib Conc.	Calib Units	Std.Dev.	Sample Conc.	Sample Units	Std.Dev.	RSD
Y 371.029	8060454.7	0.9749	mg/L	0.00435				0.45%
Ag 328.068†	-212.8	0.0008	mg/L	0.00011				13.23%
Al 308.215†	-683.4	-0.0326	mg/L	0.00255				7.83%
As 188.979†	-3.6	-0.0025	mg/L	0.00046				18.52%
B 249.772†	95533.3	0.4679	mg/L	0.00016				0.04%
Ba 233.527†	18494.4	0.1032	mg/L	0.00035				0.33%
Be 313.107†	-1363.1	-0.0001	mg/L	0.00001				9.66%
Cd 226.502†	-33.4	-0.0003	mg/L	0.00006				23.62%
Co 228.616†	-47.7	-0.0008	mg/L	0.00007				8.88%
Cr 267.716†	273.7	0.0012	mg/L	0.00001				1.17%
Cu 324.752†	47901.2	0.1230	mg/L	0.00003				0.03%
Fe 238.863†	83957.7	1.988	mg/L	0.0067				0.33%
K 404.721†	1504.8	5.008	mg/L	0.0135				0.27%
Mg 279.077†	1783140.9	53.33	mg/L	0.090				0.17%
Mn 257.610†	118185.3	0.1345	mg/L	0.00007				0.05%
Mo 202.031†	24.3	-0.0002	mg/L	0.00012				64.16%
Ni 231.604†	299.1	0.0030	mg/L	0.00009				2.92%
Na 330.237†	52039.2	33.85	mg/L	0.021				0.06%
Pb 220.353†	176.4	0.0133	mg/L	0.00017				1.27%
Sb 206.836†	14.4	0.0050	mg/L	0.00084				16.89%
Se 196.026†	3.7	0.0023	mg/L	0.00264				116.19%
Sn 189.927†	-305.8	0.0156	mg/L	0.00005				0.32%
Ti 337.279†	821.7	-0.0003	mg/L	0.00004				13.44%
Tl 190.801†	-65.7	0.0025	mg/L	0.00068				27.60%
V 292.402†	-35.1	0.0000	mg/L	0.00003				>999.9%
Zn 206.200†	1430.3	0.0179	mg/L	0.00002				0.09%
Ca 227.546†	118716.5	249.1	mg/L	0.32				0.13%
Sr 460.733†	3134347.4	2.458	mg/L	0.0082				0.33%

Sample conc. not calculated. Sample Prep. Vol. AND Initial Vol. required OR sample units incorrect.

Sequence No.: 91
Sample ID: 1045795D
Analyst:
Initial Sample Wt:
Dilution:

Autosampler Location: 92
Date Collected: 11/28/2007 11:43:26 PM
Data Type: Original
Initial Sample Vol:
Sample Prep Vol: 50 mL

Mean Data: 1045795D

Analyte	Mean Corrected Intensity	Calib Conc.	Calib Units	Std.Dev.	Sample Conc.	Sample Units	Std.Dev.	RSD
Y 371.029	8067974.2	0.9758	mg/L	0.00060				0.06%
Ag 328.068†	-312.9	0.0005	mg/L	0.00003				7.55%
Al 308.215†	-478.0	-0.0271	mg/L	0.00160				5.89%
As 188.979†	-8.1	-0.0037	mg/L	0.00030				8.28%
B 249.772†	92138.9	0.4508	mg/L	0.00104				0.23%
Ba 233.527†	18221.4	0.1017	mg/L	0.00002				0.02%
Be 313.107†	-1251.8	-0.0001	mg/L	0.00002				15.56%
Cd 226.502†	-40.9	-0.0003	mg/L	0.00001				4.01%
Co 228.616†	-37.7	-0.0006	mg/L	0.00012				18.82%
Cr 267.716†	219.9	0.0010	mg/L	0.00003				2.84%
Cu 324.752†	47096.6	0.1210	mg/L	0.00010				0.08%
Fe 238.863†	83123.2	1.968	mg/L	0.0001				0.00%
K 404.721†	1541.9	5.132	mg/L	0.6863				13.37%
Mg 279.077†	1752040.1	52.40	mg/L	0.042				0.08%
Mn 257.610†	115891.8	0.1319	mg/L	0.00028				0.21%
Mo 202.031†	27.7	0.0000	mg/L	0.00022				563.44%
Ni 231.604†	297.5	0.0029	mg/L	0.00002				0.77%
Na 330.237†	50706.2	32.98	mg/L	0.057				0.17%
Pb 220.353†	175.0	0.0132	mg/L	0.00028				2.13%

Sb 206.836†	12.3	0.0045	mg/L	0.00015			3.37%
Se 196.026†	-1.9	-0.0006	mg/L	0.00138			247.81%
Sn 189.927†	-315.4	0.0141	mg/L	0.00021			1.51%
Ti 337.279†	771.8	-0.0003	mg/L	0.00005			16.80%
Tl 190.801†	-59.6	0.0034	mg/L	0.00042			12.22%
V 292.402†	-25.0	0.0001	mg/L	0.00006			122.01%
Zn 206.200†	1403.5	0.0176	mg/L	0.00005			0.30%
Ca 227.546†	116408.6	244.3	mg/L	0.52			0.21%
Sr 460.733†	3067856.2	2.405	mg/L	0.0063			0.26%

Sample conc. not calculated. Sample Prep. Vol. AND Initial Vol. required OR sample units incorrect.

Sequence No.: 92
Sample ID: 1045795S
Analyst:
Initial Sample Wt:
Dilution:

Autosampler Location: 93
Date Collected: 11/28/2007 11:49:12 PM
Data Type: Original
Initial Sample Vol:
Sample Prep Vol: 50 mL

Mean Data: 1045795S

Analyte	Mean Corrected Intensity	Calib Conc.	Calib Units	Std.Dev.	Sample Conc.	Sample Units	Std.Dev.	RSD
Y 371.029	8038789.8	0.9723	mg/L	0.00024				0.03%
Ag 328.068†	13966.0	0.0461	mg/L	0.00060				1.31%
Al 308.215†	80034.9	1.996	mg/L	0.0269				1.35%
As 188.979†	157.0	0.0397	mg/L	0.00138				3.47%
B 249.772†	287969.2	1.455	mg/L	0.0143				0.99%
Ba 233.527†	392090.1	2.194	mg/L	0.0326				1.49%
Be 313.107†	297424.3	0.0517	mg/L	0.00078				1.50%
Cd 226.502†	12338.6	0.0477	mg/L	0.00006				0.12%
Co 228.616†	34988.7	0.4836	mg/L	0.00031				0.06%
Cr 267.716†	50958.6	0.2064	mg/L	0.00280				1.36%
Cu 324.752†	142152.2	0.3657	mg/L	0.00378				1.03%
Fe 238.863†	125005.0	2.975	mg/L	0.0474				1.59%
K 404.721†	7790.6	25.93	mg/L	0.243				0.94%
Mg 279.077†	1808859.2	54.10	mg/L	0.011				0.02%
Mn 257.610†	585055.5	0.6692	mg/L	0.00947				1.41%
Mo 202.031†	13479.4	0.5012	mg/L	0.00005				0.01%
Ni 231.604†	44919.6	0.4761	mg/L	0.00620				1.30%
Na 330.237†	84461.9	54.62	mg/L	0.595				1.09%
Pb 220.353†	7145.3	0.4994	mg/L	0.00010				0.02%
Sb 206.836†	1940.1	0.4733	mg/L	0.00000				0.00%
Se 196.026†	1881.5	0.9496	mg/L	0.00406				0.43%
Sn 189.927†	60110.0	4.774	mg/L	0.0656				1.37%
Ti 337.279†	416018.3	0.5136	mg/L	0.00726				1.41%
Tl 190.801†	8821.0	1.838	mg/L	0.0009				0.05%
V 292.402†	94663.7	0.5026	mg/L	0.00819				1.63%
Zn 206.200†	41631.8	0.5216	mg/L	0.00766				1.47%
Ca 227.546†	117564.8	246.7	mg/L	3.57				1.45%
Sr 460.733†	3130788.9	2.455	mg/L	0.0089				0.36%

Sample conc. not calculated. Sample Prep. Vol. AND Initial Vol. required OR sample units incorrect.

Sequence No.: 93
Sample ID: 1045795A
Analyst:
Initial Sample Wt:
Dilution:

Autosampler Location: 94
Date Collected: 11/28/2007 11:55:00 PM
Data Type: Original
Initial Sample Vol:
Sample Prep Vol: 50 mL

Mean Data: 1045795A

Analyte	Mean Corrected Intensity	Calib Conc.	Calib Units	Std.Dev.	Sample Conc.	Sample Units	Std.Dev.	RSD
Y 371.029	7975866.4	0.9647	mg/L	0.00717				0.74%
Ag 328.068†	14090.8	0.0465	mg/L	0.00013				0.28%
Al 308.215†	80538.4	2.009	mg/L	0.0118				0.59%
As 188.979†	156.0	0.0395	mg/L	0.00074				1.87%
B 249.772†	290508.3	1.468	mg/L	0.0064				0.44%
Ba 233.527†	392773.8	2.198	mg/L	0.0047				0.21%
Be 313.107†	298230.7	0.0518	mg/L	0.00009				0.17%
Cd 226.502†	12400.7	0.0480	mg/L	0.00039				0.80%
Co 228.616†	35103.1	0.4852	mg/L	0.00390				0.80%

Cr 267.716†	51201.2	0.2074	mg/L	0.00007				0.03%
Cu 324.752†	143097.8	0.3682	mg/L	0.00011				0.03%
Fe 238.863†	125667.5	2.991	mg/L	0.0078				0.26%
K 404.721†	7744.2	25.77	mg/L	0.112				0.43%
Mg 279.077†	1798934.0	53.80	mg/L	0.127				0.24%
Mn 257.610†	586232.1	0.6706	mg/L	0.00094				0.14%
Mo 202.031†	13519.2	0.5027	mg/L	0.00354				0.70%
Ni 231.604†	45137.3	0.4784	mg/L	0.00015				0.03%
Na 330.237†	84809.6	54.85	mg/L	0.113				0.21%
Pb 220.353†	7152.7	0.4999	mg/L	0.00479				0.96%
Sb 206.836†	1948.8	0.4754	mg/L	0.00228				0.48%
Se 196.026†	1889.9	0.9538	mg/L	0.00899				0.94%
Sn 189.927†	60322.6	4.791	mg/L	0.0174				0.36%
Ti 337.279†	417607.4	0.5156	mg/L	0.00130				0.25%
Tl 190.801†	8859.4	1.846	mg/L	0.0115				0.62%
V 292.402†	95158.8	0.5052	mg/L	0.00120				0.24%
Zn 206.200†	41691.2	0.5224	mg/L	0.00054				0.10%
Ca 227.546†	117718.1	247.0	mg/L	0.86				0.35%
Sr 460.733†	3125514.6	2.451	mg/L	0.0024				0.10%

Sample conc. not calculated. Sample Prep. Vol. AND Initial Vol. required OR sample units incorrect.

Sequence No.: 94
Sample ID: 1045795L
Analyst:
Initial Sample Wt:
Dilution:

Autosampler Location: 95
Date Collected: 11/29/2007 12:00:47 AM
Data Type: Original
Initial Sample Vol:
Sample Prep Vol: 50 mL

Mean Data: 1045795L

Analyte	Mean Corrected Intensity	Calib Conc.	Calib Units	Std.Dev.	Sample Conc.	Sample Units	Std.Dev.	RSD
Y 371.029	8267447.6	0.9999	mg/L	0.00271				0.27%
Ag 328.068†	108.1	0.0006	mg/L	0.00022				34.32%
Al 308.215†	-1329.0	-0.0365	mg/L	0.00077				2.10%
As 188.979†	-15.9	-0.0045	mg/L	0.00100				22.32%
B 249.772†	23186.1	0.1146	mg/L	0.00211				1.84%
Ba 233.527†	4031.2	0.0225	mg/L	0.00011				0.47%
Be 313.107†	-773.8	-0.0001	mg/L	0.00000				0.30%
Cd 226.502†	-33.2	-0.0002	mg/L	0.00002				12.27%
Co 228.616†	-40.3	-0.0006	mg/L	0.00005				9.14%
Cr 267.716†	109.0	0.0005	mg/L	0.00002				5.07%
Cu 324.752†	10134.1	0.0260	mg/L	0.00022				0.85%
Fe 238.863†	17443.1	0.4133	mg/L	0.00311				0.75%
K 404.721†	-412.9	-1.374	mg/L	0.0812				5.91%
Mg 279.077†	378260.3	11.31	mg/L	0.057				0.50%
Mn 257.610†	25469.5	0.0290	mg/L	0.00006				0.20%
Mo 202.031†	26.0	0.0008	mg/L	0.00013				17.04%
Ni 231.604†	123.7	0.0013	mg/L	0.00002				1.66%
Na 330.237†	8903.2	5.802	mg/L	0.0145				0.25%
Pb 220.353†	79.7	0.0057	mg/L	0.00058				10.13%
Sb 206.836†	14.3	0.0038	mg/L	0.00169				44.93%
Se 196.026†	-2.7	-0.0013	mg/L	0.00042				32.41%
Sn 189.927†	-103.3	-0.0004	mg/L	0.00097				231.99%
Ti 337.279†	675.4	0.0006	mg/L	0.00014				23.23%
Tl 190.801†	-14.4	0.0002	mg/L	0.00004				22.93%
V 292.402†	-6.9	0.0000	mg/L	0.00006				>999.9%
Zn 206.200†	307.3	0.0038	mg/L	0.00016				4.23%
Ca 227.546†	23095.9	48.46	mg/L	0.094				0.19%
Sr 460.733†	557676.7	0.4372	mg/L	0.00088				0.20%

Sample conc. not calculated. Sample Prep. Vol. AND Initial Vol. required OR sample units incorrect.

Sequence No.: 95
Sample ID: CCV
Analyst:
Initial Sample Wt:
Dilution:

Autosampler Location: 4
Date Collected: 11/29/2007 12:06:30 AM
Data Type: Original
Initial Sample Vol:
Sample Prep Vol:

Mean Data: CCV

	Mean Corrected	Calib			Sample

Analyte	Intensity	Conc.	Units	Std.Dev.	Conc.	Units	Std.Dev.	RSD
Y 371.029	8229415.8	0.9953	mg/L	0.00424				0.43%
Ag 328.068†	145931.5	0.4662	mg/L	0.00064	0.4662	mg/L	0.00064	0.14%
QC value within limits for Ag 328.068 Recovery = 93.25%								
Al 308.215†	403308.4	10.13	mg/L	0.020	10.13	mg/L	0.020	0.19%
QC value within limits for Al 308.215 Recovery = 101.34%								
As 188.979†	3880.6	1.016	mg/L	0.0051	1.016	mg/L	0.0051	0.50%
QC value within limits for As 188.979 Recovery = 101.56%								
B 249.772†	486618.2	2.484	mg/L	0.0164	2.484	mg/L	0.0164	0.66%
QC value within limits for B 249.772 Recovery = 99.37%								
Ba 233.527†	1949066.2	10.91	mg/L	0.017	10.91	mg/L	0.017	0.16%
QC value within limits for Ba 233.527 Recovery = 109.07%								
Be 313.107†	1538463.8	0.2668	mg/L	0.00053	0.2668	mg/L	0.00053	0.20%
QC value within limits for Be 313.107 Recovery = 106.73%								
Cd 226.502†	136252.3	0.5288	mg/L	0.00089	0.5288	mg/L	0.00089	0.17%
QC value within limits for Cd 226.502 Recovery = 105.76%								
Co 228.616†	190939.9	2.640	mg/L	0.0045	2.640	mg/L	0.0045	0.17%
QC value within limits for Co 228.616 Recovery = 105.59%								
Cr 267.716†	129452.5	0.5242	mg/L	0.00075	0.5242	mg/L	0.00075	0.14%
QC value within limits for Cr 267.716 Recovery = 104.84%								
Cu 324.752†	490628.5	1.263	mg/L	0.0001	1.263	mg/L	0.0001	0.01%
QC value within limits for Cu 324.752 Recovery = 101.07%								
Fe 238.863†	221125.2	5.313	mg/L	0.0101	5.313	mg/L	0.0101	0.19%
QC value within limits for Fe 238.863 Recovery = 106.26%								
K 404.721†	6201.9	20.64	mg/L	0.115	20.64	mg/L	0.115	0.56%
QC value less than the lower limit for K 404.721 Recovery = 82.57%								
Mg 279.077†	904218.4	27.05	mg/L	0.068	27.05	mg/L	0.068	0.25%
QC value within limits for Mg 279.077 Recovery = 108.19%								
Mn 257.610†	733678.3	0.8399	mg/L	0.00157	0.8399	mg/L	0.00157	0.19%
QC value greater than the upper limit for Mn 257.610 Recovery = 111.99%								
Mo 202.031†	67949.5	2.532	mg/L	0.0002	2.532	mg/L	0.0002	0.01%
QC value within limits for Mo 202.031 Recovery = 101.27%								
Ni 231.604†	190766.0	2.023	mg/L	0.0058	2.023	mg/L	0.0058	0.29%
QC value within limits for Ni 231.604 Recovery = 101.14%								
Na 330.237†	37615.8	24.17	mg/L	0.096	24.17	mg/L	0.096	0.40%
QC value within limits for Na 330.237 Recovery = 96.67%								
Pb 220.353†	7414.8	0.5186	mg/L	0.00125	0.5186	mg/L	0.00125	0.24%
QC value within limits for Pb 220.353 Recovery = 103.73%								
Sb 206.836†	19698.1	4.790	mg/L	0.0113	4.790	mg/L	0.0113	0.24%
QC value within limits for Sb 206.836 Recovery = 95.79%								
Se 196.026†	1007.4	0.5091	mg/L	0.00101	0.5091	mg/L	0.00101	0.20%
QC value within limits for Se 196.026 Recovery = 101.82%								
Sn 189.927†	59798.7	4.714	mg/L	0.0003	4.714	mg/L	0.0003	0.01%
QC value within limits for Sn 189.927 Recovery = 94.28%								
Ti 337.279†	2083188.9	2.578	mg/L	0.0050	2.578	mg/L	0.0050	0.19%
QC value within limits for Ti 337.279 Recovery = 103.13%								
Tl 190.801†	4843.4	1.003	mg/L	0.0019	1.003	mg/L	0.0019	0.19%
QC value within limits for Tl 190.801 Recovery = 100.28%								
V 292.402†	476203.5	2.527	mg/L	0.0065	2.527	mg/L	0.0065	0.26%
QC value within limits for V 292.402 Recovery = 101.09%								
Zn 206.200†	87358.1	1.094	mg/L	0.0010	1.094	mg/L	0.0010	0.09%
QC value within limits for Zn 206.200 Recovery = 109.40%								
Ca 227.546†	12917.2	27.26	mg/L	0.120	27.26	mg/L	0.120	0.44%
QC value within limits for Ca 227.546 Recovery = 109.03%								
Sr 460.733†	3150295.2	2.473	mg/L	0.0063	2.473	mg/L	0.0063	0.26%
QC value within limits for Sr 460.733 Recovery = 98.94%								

QC Failed. Continue with analysis.

Sequence No.: 96
Sample ID: CCB
Analyst:
Initial Sample Wt:
Dilution:

Autosampler Location: 5
Date Collected: 11/29/2007 12:12:28 AM
Data Type: Original
Initial Sample Vol:
Sample Prep Vol:

Mean Data: CCB

Analyte	Mean Corrected Intensity	Calib Conc.	Units	Std.Dev.	Sample Conc.	Units	Std.Dev.	RSD
Y 371.029	8363210.4	1.012	mg/L	0.0032				0.31%
Ag 328.068†	283.5	0.0009	mg/L	0.00009	0.0009	mg/L	0.00009	10.03%
QC value within limits for Ag 328.068 Recovery = Not calculated								

```
Al 308.215†            -1776.3     -0.0447 mg/L      0.00022     -0.0447 mg/L      0.00022   0.49%
   QC value within limits for Al 308.215  Recovery = Not calculated
As 188.979†               -6.2     -0.0016 mg/L      0.00235     -0.0016 mg/L      0.00235 144.44%
   QC value within limits for As 188.979  Recovery = Not calculated
B 249.772†              7144.0      0.0367 mg/L      0.00450      0.0367 mg/L      0.00450  12.25%
   QC value within limits for B 249.772  Recovery = Not calculated
Ba 233.527†              669.5      0.0037 mg/L      0.00078      0.0037 mg/L      0.00078  20.78%
   QC value within limits for Ba 233.527  Recovery = Not calculated
Be 313.107†             -338.8     -0.0001 mg/L      0.00002     -0.0001 mg/L      0.00002  41.72%
   QC value within limits for Be 313.107  Recovery = Not calculated
Cd 226.502†              -15.6     -0.0001 mg/L      0.00001     -0.0001 mg/L      0.00001  14.31%
   QC value within limits for Cd 226.502  Recovery = Not calculated
Co 228.616†               -7.4     -0.0001 mg/L      0.00009     -0.0001 mg/L      0.00009  83.55%
   QC value within limits for Co 228.616  Recovery = Not calculated
Cr 267.716†               19.2      0.0001 mg/L      0.00002      0.0001 mg/L      0.00002  19.90%
   QC value within limits for Cr 267.716  Recovery = Not calculated
Cu 324.752†             1113.5      0.0029 mg/L      0.00051      0.0029 mg/L      0.00051  17.88%
   QC value within limits for Cu 324.752  Recovery = Not calculated
Fe 238.863†             -113.9     -0.0027 mg/L      0.00183     -0.0027 mg/L      0.00183  66.69%
   QC value within limits for Fe 238.863  Recovery = Not calculated
K 404.721†             -1127.3     -3.752 mg/L        0.1208     -3.752 mg/L        0.1208   3.22%
   QC value less than the lower limit for K 404.721  Recovery = Not calculated
Mg 279.077†             1958.9      0.0586 mg/L      0.02272      0.0586 mg/L      0.02272  38.79%
   QC value within limits for Mg 279.077  Recovery = Not calculated
Mn 257.610†             1010.6      0.0012 mg/L      0.00006      0.0012 mg/L      0.00006   5.30%
   QC value within limits for Mn 257.610  Recovery = Not calculated
Mo 202.031†               37.5      0.0014 mg/L      0.00044      0.0014 mg/L      0.00044  31.78%
   QC value within limits for Mo 202.031  Recovery = Not calculated
Ni 231.604†               75.6      0.0008 mg/L      0.00014      0.0008 mg/L      0.00014  17.99%
   QC value within limits for Ni 231.604  Recovery = Not calculated
Na 330.237†              -16.5     -0.0106 mg/L      0.00676     -0.0106 mg/L      0.00676  64.04%
   QC value within limits for Na 330.237  Recovery = Not calculated
Pb 220.353†               49.5      0.0034 mg/L      0.00032      0.0034 mg/L      0.00032   9.38%
   QC value within limits for Pb 220.353  Recovery = Not calculated
Sb 206.836†               28.1      0.0068 mg/L      0.00114      0.0068 mg/L      0.00114  16.66%
   QC value within limits for Sb 206.836  Recovery = Not calculated
Se 196.026†                1.8      0.0009 mg/L      0.00055      0.0009 mg/L      0.00055  59.22%
   QC value within limits for Se 196.026  Recovery = Not calculated
Sn 189.927†              100.2      0.0079 mg/L      0.00144      0.0079 mg/L      0.00144  18.23%
   QC value within limits for Sn 189.927  Recovery = Not calculated
Ti 337.279†              599.8      0.0007 mg/L      0.00025      0.0007 mg/L      0.00025  33.85%
   QC value within limits for Ti 337.279  Recovery = Not calculated
Tl 190.801†                4.0      0.0008 mg/L      0.00092      0.0008 mg/L      0.00092 110.06%
   QC value within limits for Tl 190.801  Recovery = Not calculated
V 292.402†                39.8      0.0002 mg/L      0.00029      0.0002 mg/L      0.00029 138.00%
   QC value within limits for V 292.402  Recovery = Not calculated
Zn 206.200†              -67.5     -0.0008 mg/L      0.00019     -0.0008 mg/L      0.00019  22.82%
   QC value within limits for Zn 206.200  Recovery = Not calculated
Ca 227.546†                6.3      0.0131 mg/L      0.01101      0.0131 mg/L      0.01101  83.78%
   QC value within limits for Ca 227.546  Recovery = Not calculated
Sr 460.733†             3203.5      0.0025 mg/L      0.00024      0.0025 mg/L      0.00024   9.39%
   QC value within limits for Sr 460.733  Recovery = Not calculated
QC Failed.  Continue with analysis.
```

Sequence No.: 97
Sample ID: MRL
Analyst:
Initial Sample Wt:
Dilution:

Autosampler Location: 6
Date Collected: 11/29/2007 12:18:13 AM
Data Type: Original
Initial Sample Vol:
Sample Prep Vol:

Mean Data: MRL

Analyte	Mean Corrected Intensity	Calib Conc.	Calib Units	Std.Dev.	Sample Conc.	Sample Units	Std.Dev.	RSD
Y 371.029	8279537.5	1.001	mg/L	0.0205				2.05%
Ag 328.068†	2921.8	0.0093	mg/L	0.00015	0.0093	mg/L	0.00015	1.55%
QC value within limits for Ag 328.068 Recovery = 93.40%								
Al 308.215†	6312.8	0.1586	mg/L	0.00627	0.1586	mg/L	0.00627	3.96%
QC value less than the lower limit for Al 308.215 Recovery = 79.28%								
As 188.979†	66.4	0.0174	mg/L	0.00177	0.0174	mg/L	0.00177	10.19%
QC value within limits for As 188.979 Recovery = 86.92%								

B 249.772†	42349.8	0.2173 mg/L	0.00474	0.2173 mg/L	0.00474	2.18%
QC value within limits for B 249.772 Recovery = 108.65%						
Ba 233.527†	42700.1	0.2390 mg/L	0.00403	0.2390 mg/L	0.00403	1.69%
QC value within limits for Ba 233.527 Recovery = 119.48%						
Be 313.107†	30099.0	0.0052 mg/L	0.00002	0.0052 mg/L	0.00002	0.40%
QC value within limits for Be 313.107 Recovery = 104.41%						
Cd 226.502†	2709.1	0.0105 mg/L	0.00016	0.0105 mg/L	0.00016	1.53%
QC value within limits for Cd 226.502 Recovery = 105.13%						
Co 228.616†	3954.1	0.0547 mg/L	0.00111	0.0547 mg/L	0.00111	2.04%
QC value within limits for Co 228.616 Recovery = 109.33%						
Cr 267.716†	2692.1	0.0109 mg/L	0.00002	0.0109 mg/L	0.00002	0.14%
QC value within limits for Cr 267.716 Recovery = 109.05%						
Cu 324.752†	10041.9	0.0259 mg/L	0.00046	0.0259 mg/L	0.00046	1.78%
QC value within limits for Cu 324.752 Recovery = 103.44%						
Fe 238.863†	4974.4	0.1194 mg/L	0.01081	0.1194 mg/L	0.01081	9.05%
QC value within limits for Fe 238.863 Recovery = 119.39%						
K 404.721†	-867.6	-2.888 mg/L	0.2167	-2.888 mg/L	0.2167	7.50%
QC value less than the lower limit for K 404.721 Recovery = -288.77%						
Mg 279.077†	39746.2	1.189 mg/L	0.0261	1.189 mg/L	0.0261	2.20%
QC value within limits for Mg 279.077 Recovery = 118.88%						
Mn 257.610†	16797.1	0.0192 mg/L	0.00021	0.0192 mg/L	0.00021	1.08%
QC value greater than the upper limit for Mn 257.610 Recovery = 128.13%						
Mo 202.031†	715.0	0.0266 mg/L	0.00049	0.0266 mg/L	0.00049	1.84%
QC value within limits for Mo 202.031 Recovery = 106.56%						
Ni 231.604†	4020.3	0.0426 mg/L	0.00019	0.0426 mg/L	0.00019	0.46%
QC value within limits for Ni 231.604 Recovery = 106.57%						
Na 330.237†	1183.6	0.7607 mg/L	0.03189	0.7607 mg/L	0.03189	4.19%
QC value less than the lower limit for Na 330.237 Recovery = 76.07%						
Pb 220.353†	203.7	0.0142 mg/L	0.00096	0.0142 mg/L	0.00096	6.74%
QC value greater than the upper limit for Pb 220.353 Recovery = 142.28%						
Sb 206.836†	253.0	0.0615 mg/L	0.00079	0.0615 mg/L	0.00079	1.29%
QC value within limits for Sb 206.836 Recovery = 102.55%						
Se 196.026†	18.3	0.0092 mg/L	0.00011	0.0092 mg/L	0.00011	1.21%
QC value within limits for Se 196.026 Recovery = 92.37%						
Sn 189.927†	6294.5	0.4960 mg/L	0.01129	0.4960 mg/L	0.01129	2.28%
QC value within limits for Sn 189.927 Recovery = 99.19%						
Ti 337.279†	42950.9	0.0532 mg/L	0.00080	0.0532 mg/L	0.00080	1.51%
QC value within limits for Ti 337.279 Recovery = 106.31%						
Tl 190.801†	106.9	0.0222 mg/L	0.00015	0.0222 mg/L	0.00015	0.66%
QC value within limits for Tl 190.801 Recovery = 110.89%						
V 292.402†	9537.1	0.0506 mg/L	0.00095	0.0506 mg/L	0.00095	1.88%
QC value within limits for V 292.402 Recovery = 101.23%						
Zn 206.200†	1734.9	0.0217 mg/L	0.00046	0.0217 mg/L	0.00046	2.12%
QC value within limits for Zn 206.200 Recovery = 108.56%						
Ca 227.546†	501.9	1.056 mg/L	0.0525	1.056 mg/L	0.0525	4.97%
QC value within limits for Ca 227.546 Recovery = 105.62%						
Sr 460.733†	100558.4	0.0789 mg/L	0.00193	0.0789 mg/L	0.00193	2.45%
QC value less than the lower limit for Sr 460.733 Recovery = 78.95%						

56-150%

QC Failed. Continue with analysis.

Sequence No.: 98
Sample ID: ICSA
Analyst:
Initial Sample Wt:
Dilution:

Autosampler Location: 7
Date Collected: 11/29/2007 12:23:56 AM
Data Type: Original
Initial Sample Vol:
Sample Prep Vol:

Mean Data: ICSA

Analyte	Mean Corrected Intensity	Calib Conc.	Units	Std.Dev.	Sample Conc.	Units	Std.Dev.	RSD
Y 371.029	7660047.1	0.9265	mg/L	0.00360				0.39%
Ag 328.068†	-4717.9	0.0003	mg/L	0.00002	0.0003	mg/L	0.00002	4.40%
QC value within limits for Ag 328.068 Recovery = Not calculated								
Al 308.215†	10223730.3	256.9	mg/L	0.51	256.9	mg/L	0.51	0.20%
QC value within limits for Al 308.215 Recovery = 102.78%								
As 188.979†	-52.7	-0.0008	mg/L	0.00437	-0.0008	mg/L	0.00437	534.55%
QC value within limits for As 188.979 Recovery = Not calculated								
B 249.772†	56836.2	-0.0225	mg/L	0.00155	-0.0225	mg/L	0.00155	6.88%
Ba 233.527†	619.8	0.0006	mg/L	0.00003	0.0006	mg/L	0.00003	6.02%
Be 313.107†	-2370.6	-0.0001	mg/L	0.00001	-0.0001	mg/L	0.00001	13.47%
QC value within limits for Be 313.107 Recovery = Not calculated								

Cd 226.502†	2404.4	0.0009 mg/L	0.00002	0.0009 mg/L	0.00002	1.96%
QC value within limits for Cd 226.502 Recovery = Not calculated						
Co 228.616†	175.2	-0.0012 mg/L	0.00004	-0.0012 mg/L	0.00004	3.17%
Cr 267.716†	-1172.6	-0.0024 mg/L	0.00008	-0.0024 mg/L	0.00008	3.55%
QC value within limits for Cr 267.716 Recovery = Not calculated						
Cu 324.752†	-4818.3	-0.0018 mg/L	0.00001	-0.0018 mg/L	0.00001	0.41%
Fe 238.863†	4040853.8	97.14 mg/L	0.742	97.14 mg/L	0.742	0.76%
QC value within limits for Fe 238.863 Recovery = 97.14%						
K 404.721†	-639.0	-2.127 mg/L	0.0316	-2.127 mg/L	0.0316	1.49%
Mg 279.077†	8787139.2	262.9 mg/L	0.65	262.9 mg/L	0.65	0.25%
QC value within limits for Mg 279.077 Recovery = 105.16%						
Mn 257.610†	4606.5	0.0025 mg/L	0.00002	0.0025 mg/L	0.00002	0.68%
QC value within limits for Mn 257.610 Recovery = Not calculated						
Mo 202.031†	-166.5	-0.0002 mg/L	0.00005	-0.0002 mg/L	0.00005	21.41%
Ni 231.604†	120.5	0.0007 mg/L	0.00000	0.0007 mg/L	0.00000	0.36%
Na 330.237†	-1632.5	-0.3894 mg/L	0.00952	-0.3894 mg/L	0.00952	2.44%
Pb 220.353†	-491.6	0.0075 mg/L	0.00092	0.0075 mg/L	0.00092	12.30%
QC value within limits for Pb 220.353 Recovery = Not calculated						
Sb 206.836†	-92.5	0.0011 mg/L	0.00151	0.0011 mg/L	0.00151	132.59%
Se 196.026†	-63.8	-0.0057 mg/L	0.00137	-0.0057 mg/L	0.00137	23.90%
QC value within limits for Se 196.026 Recovery = Not calculated						
Sn 189.927†	-275.1	0.0169 mg/L	0.00036	0.0169 mg/L	0.00036	2.12%
Ti 337.279†	723.0	-0.0013 mg/L	0.00009	-0.0013 mg/L	0.00009	7.31%
Tl 190.801†	-74.4	-0.0006 mg/L	0.00073	-0.0006 mg/L	0.00073	130.67%
QC value within limits for Tl 190.801 Recovery = Not calculated						
V 292.402†	-1719.1	0.0014 mg/L	0.00012	0.0014 mg/L	0.00012	8.71%
Zn 206.200†	1141.1	0.0025 mg/L	0.00010	0.0025 mg/L	0.00010	3.95%
Ca 227.546†	135173.0	286.6 mg/L	2.11	286.6 mg/L	2.11	0.74%
QC value within limits for Ca 227.546 Recovery = 114.64%						
Sr 460.733†	9588.6	0.0031 mg/L	0.00014	0.0031 mg/L	0.00014	4.56%

All analyte(s) passed QC.

Sequence No.: 99
Sample ID: ICSAB
Analyst:
Initial Sample Wt:
Dilution:

Autosampler Location: 8
Date Collected: 11/29/2007 12:29:53 AM
Data Type: Original
Initial Sample Vol:
Sample Prep Vol:

Mean Data: ICSAB

Analyte	Mean Corrected Intensity	Calib Conc.	Units	Std.Dev.	Sample Conc.	Units	Std.Dev.	RSD
Y 371.029	7645029.9	0.9247	mg/L	0.00052				0.06%
Ag 328.068†	52859.4	0.1841	mg/L	0.00015	0.1841	mg/L	0.00015	0.08%
QC value within limits for Ag 328.068 Recovery = 92.03%								
Al 308.215†	10195657.5	256.2	mg/L	0.58	256.2	mg/L	0.58	0.23%
QC value within limits for Al 308.215 Recovery = 102.50%								
As 188.979†	331.6	0.1000	mg/L	0.00046	0.1000	mg/L	0.00046	0.46%
QC value within limits for As 188.979 Recovery = 100.04%								
B 249.772†	56138.1	-0.0278	mg/L	0.00095	-0.0278	mg/L	0.00095	3.42%
Ba 233.527†	101358.3	0.5643	mg/L	0.00060	0.5643	mg/L	0.00060	0.11%
QC value within limits for Ba 233.527 Recovery = 112.86%								
Be 313.107†	3115407.8	0.5406	mg/L	0.00110	0.5406	mg/L	0.00110	0.20%
QC value within limits for Be 313.107 Recovery = 108.12%								
Cd 226.502†	261958.7	1.009	mg/L	0.0002	1.009	mg/L	0.0002	0.02%
QC value within limits for Cd 226.502 Recovery = 100.91%								
Co 228.616†	35136.3	0.4822	mg/L	0.00004	0.4822	mg/L	0.00004	0.01%
QC value within limits for Co 228.616 Recovery = 96.44%								
Cr 267.716†	129060.8	0.5248	mg/L	0.00102	0.5248	mg/L	0.00102	0.19%
QC value within limits for Cr 267.716 Recovery = 104.96%								
Cu 324.752†	198809.7	0.5224	mg/L	0.00190	0.5224	mg/L	0.00190	0.36%
QC value within limits for Cu 324.752 Recovery = 104.48%								
Fe 238.863†	4069639.9	97.83	mg/L	0.076	97.83	mg/L	0.076	0.08%
QC value within limits for Fe 238.863 Recovery = 97.83%								
K 404.721†	-607.6	-2.022	mg/L	0.4008	-2.022	mg/L	0.4008	19.82%
Mg 279.077†	8751355.8	261.8	mg/L	0.52	261.8	mg/L	0.52	0.20%
QC value within limits for Mg 279.077 Recovery = 104.73%								
Mn 257.610†	486622.3	0.5546	mg/L	0.00024	0.5546	mg/L	0.00024	0.04%
QC value within limits for Mn 257.610 Recovery = 110.92%								
Mo 202.031†	-168.8	-0.0003	mg/L	0.00037	-0.0003	mg/L	0.00037	125.22%
Ni 231.604†	89761.2	0.9512	mg/L	0.00090	0.9512	mg/L	0.00090	0.10%

QC value within limits for Ni 231.604 Recovery = 95.12%

Na 330.237†	-374.2	0.4225 mg/L	0.06535	0.4225 mg/L	0.06535	15.47%
Pb 220.353†	238.9	0.0583 mg/L	0.00018	0.0583 mg/L	0.00018	0.31%

QC value within limits for Pb 220.353 Recovery = 116.63%

Sb 206.836†	2311.2	0.5854 mg/L	0.00023	0.5854 mg/L	0.00023	0.04%

QC value within limits for Sb 206.836 Recovery = 97.57%

Se 196.026†	37.3	0.0454 mg/L	0.00038	0.0454 mg/L	0.00038	0.85%

QC value within limits for Se 196.026 Recovery = 90.80%

Sn 189.927†	-294.7	0.0157 mg/L	0.00012	0.0157 mg/L	0.00012	0.77%
Ti 337.279†	468.8	-0.0016 mg/L	0.00011	-0.0016 mg/L	0.00011	6.96%
Tl 190.801†	421.0	0.1019 mg/L	0.00079	0.1019 mg/L	0.00079	0.78%

QC value within limits for Tl 190.801 Recovery = 101.94%

V 292.402†	93870.9	0.5087 mg/L	0.00019	0.5087 mg/L	0.00019	0.04%

QC value within limits for V 292.402 Recovery = 101.73%

Zn 206.200†	84025.6	1.041 mg/L	0.0029	1.041 mg/L	0.0029	0.28%

QC value within limits for Zn 206.200 Recovery = 104.13%

Ca 227.546†	135909.3	288.2 mg/L	0.56	288.2 mg/L	0.56	0.20%

QC value within limits for Ca 227.546 Recovery = 115.26%

Sr 460.733†	9116.5	0.0027 mg/L	0.00007	0.0027 mg/L	0.00007	2.69%

All analyte(s) passed QC.

==========

Sequence No.: 100
Sample ID: CCV
Analyst:
Initial Sample Wt:
Dilution:

Autosampler Location: 4
Date Collected: 11/29/2007 12:35:51 AM
Data Type: Original
Initial Sample Vol:
Sample Prep Vol:

Mean Data: CCV

Analyte	Mean Corrected Intensity	Calib Conc.	Calib Units	Std.Dev.	Sample Conc.	Sample Units	Std.Dev.	RSD
Y 371.029	8140027.5	0.9845	mg/L	0.01322				1.34%
Ag 328.068†	147643.4	0.4717	mg/L	0.01062	0.4717	mg/L	0.01062	2.25%

QC value within limits for Ag 328.068 Recovery = 94.34%

Al 308.215†	411053.6	10.33	mg/L	0.183	10.33	mg/L	0.183	1.77%

QC value within limits for Al 308.215 Recovery = 103.29%

As 188.979†	3906.2	1.022	mg/L	0.0113	1.022	mg/L	0.0113	1.10%

QC value within limits for As 188.979 Recovery = 102.23%

B 249.772†	488695.4	2.495	mg/L	0.0836	2.495	mg/L	0.0836	3.35%

QC value within limits for B 249.772 Recovery = 99.78%

Ba 233.527†	1976656.8	11.06	mg/L	0.198	11.06	mg/L	0.198	1.79%

QC value greater than the upper limit for Ba 233.527 Recovery = 110.62%

Be 313.107†	1557158.7	0.2701	mg/L	0.00491	0.2701	mg/L	0.00491	1.82%

QC value within limits for Be 313.107 Recovery = 108.03%

Cd 226.502†	138182.4	0.5363	mg/L	0.01221	0.5363	mg/L	0.01221	2.28%

QC value within limits for Cd 226.502 Recovery = 107.26%

Co 228.616†	193353.2	2.673	mg/L	0.0634	2.673	mg/L	0.0634	2.37%

QC value within limits for Co 228.616 Recovery = 106.92%

Cr 267.716†	131729.1	0.5334	mg/L	0.01236	0.5334	mg/L	0.01236	2.32%

QC value within limits for Cr 267.716 Recovery = 106.68%

Cu 324.752†	494547.6	1.273	mg/L	0.0303	1.273	mg/L	0.0303	2.38%

QC value within limits for Cu 324.752 Recovery = 101.88%

Fe 238.863†	224827.0	5.402	mg/L	0.1192	5.402	mg/L	0.1192	2.21%

QC value within limits for Fe 238.863 Recovery = 108.04%

K 404.721†	6609.8	22.00	mg/L	0.814	22.00	mg/L	0.814	3.70%

QC value less than the lower limit for K 404.721 Recovery = 88.00%

Mg 279.077†	916416.9	27.41	mg/L	0.448	27.41	mg/L	0.448	1.63%

QC value within limits for Mg 279.077 Recovery = 109.65%

Mn 257.610†	742274.9	0.8497	mg/L	0.01924	0.8497	mg/L	0.01924	2.26%

QC value greater than the upper limit for Mn 257.610 Recovery = 113.30%

Mo 202.031†	68925.1	2.568	mg/L	0.0628	2.568	mg/L	0.0628	2.45%

QC value within limits for Mo 202.031 Recovery = 102.73%

Ni 231.604†	192537.3	2.042	mg/L	0.0481	2.042	mg/L	0.0481	2.36%

QC value within limits for Ni 231.604 Recovery = 102.08%

Na 330.237†	38051.3	24.45	mg/L	0.524	24.45	mg/L	0.524	2.14%

QC value within limits for Na 330.237 Recovery = 97.78%

Pb 220.353†	7458.8	0.5217	mg/L	0.00607	0.5217	mg/L	0.00607	1.16%

QC value within limits for Pb 220.353 Recovery = 104.35%

Sb 206.836†	19772.2	4.808	mg/L	0.0654	4.808	mg/L	0.0654	1.36%

QC value within limits for Sb 206.836 Recovery = 96.15%

Se 196.026†	1015.1	0.5130	mg/L	0.00726	0.5130	mg/L	0.00726	1.42%

QC value within limits for Se 196.026 Recovery = 102.60%
Sn 189.927† 60039.9 4.733 mg/L 0.1201 4.733 mg/L 0.1201 2.54%
QC value within limits for Sn 189.927 Recovery = 94.66%
Ti 337.279† 2111075.1 2.613 mg/L 0.0499 2.613 mg/L 0.0499 1.91%
QC value within limits for Ti 337.279 Recovery = 104.51%
Tl 190.801† 4866.8 1.008 mg/L 0.0159 1.008 mg/L 0.0159 1.58%
QC value within limits for Tl 190.801 Recovery = 100.76%
V 292.402† 480048.4 2.548 mg/L 0.0472 2.548 mg/L 0.0472 1.85%
QC value within limits for V 292.402 Recovery = 101.90%
Zn 206.200† 88955.7 1.114 mg/L 0.0274 1.114 mg/L 0.0274 2.46%
QC value greater than the upper limit for Zn 206.200 Recovery = 111.40%
Ca 227.546† 13032.3 27.50 mg/L 0.314 27.50 mg/L 0.314 1.14%
QC value greater than the upper limit for Ca 227.546 Recovery = 110.01% 110%
Sr 460.733† 3160168.5 2.481 mg/L 0.0526 2.481 mg/L 0.0526 2.12%
QC value within limits for Sr 460.733 Recovery = 99.25%
QC Failed. Continue with analysis.

Sequence No.: 101 **Autosampler Location: 5**
Sample ID: CCB **Date Collected: 11/29/2007 12:41:42 AM**
Analyst: **Data Type: Original**
Initial Sample Wt: **Initial Sample Vol:**
Dilution: **Sample Prep Vol:**

Mean Data: CCB

Analyte	Mean Corrected Intensity	Calib Conc.	Units	Std.Dev.	Sample Conc.	Units	Std.Dev.	RSD
Y 371.029	8349972.7	1.010	mg/L	0.0047				0.46%
Ag 328.068†	114.6	0.0004	mg/L	0.00031	0.0004	mg/L	0.00031	85.94%
QC value within limits for Ag 328.068 Recovery = Not calculated								
Al 308.215†	-1746.4	-0.0439	mg/L	0.00260	-0.0439	mg/L	0.00260	5.92%
QC value within limits for Al 308.215 Recovery = Not calculated								
As 188.979†	-13.3	-0.0035	mg/L	0.00069	-0.0035	mg/L	0.00069	19.86%
QC value within limits for As 188.979 Recovery = Not calculated								
B 249.772†	5818.5	0.0299	mg/L	0.00481	0.0299	mg/L	0.00481	16.09%
QC value within limits for B 249.772 Recovery = Not calculated								
Ba 233.527†	494.8	0.0028	mg/L	0.00071	0.0028	mg/L	0.00071	25.67%
QC value within limits for Ba 233.527 Recovery = Not calculated								
Be 313.107†	-88.0	0.0000	mg/L	0.00001	0.0000	mg/L	0.00001	54.07%
QC value within limits for Be 313.107 Recovery = Not calculated								
Cd 226.502†	-15.3	-0.0001	mg/L	0.00002	-0.0001	mg/L	0.00002	40.32%
QC value within limits for Cd 226.502 Recovery = Not calculated								
Co 228.616†	-9.6	-0.0001	mg/L	0.00006	-0.0001	mg/L	0.00006	47.61%
QC value within limits for Co 228.616 Recovery = Not calculated								
Cr 267.716†	3.3	0.0000	mg/L	0.00010	0.0000	mg/L	0.00010	706.70%
QC value within limits for Cr 267.716 Recovery = Not calculated								
Cu 324.752†	1172.9	0.0030	mg/L	0.00055	0.0030	mg/L	0.00055	18.16%
QC value within limits for Cu 324.752 Recovery = Not calculated								
Fe 238.863†	79.6	0.0019	mg/L	0.00285	0.0019	mg/L	0.00285	148.82%
QC value within limits for Fe 238.863 Recovery = Not calculated								
K 404.721†	-1131.7	-3.767	mg/L	0.1475	-3.767	mg/L	0.1475	3.92%
QC value less than the lower limit for K 404.721 Recovery = Not calculated								
Mg 279.077†	1416.2	0.0424	mg/L	0.00147	0.0424	mg/L	0.00147	3.47%
QC value within limits for Mg 279.077 Recovery = Not calculated								
Mn 257.610†	868.6	0.0010	mg/L	0.00004	0.0010	mg/L	0.00004	4.47%
QC value within limits for Mn 257.610 Recovery = Not calculated								
Mo 202.031†	35.9	0.0013	mg/L	0.00019	0.0013	mg/L	0.00019	14.19%
QC value within limits for Mo 202.031 Recovery = Not calculated								
Ni 231.604†	84.8	0.0009	mg/L	0.00001	0.0009	mg/L	0.00001	1.19%
QC value within limits for Ni 231.604 Recovery = Not calculated								
Na 330.237†	-54.5	-0.0349	mg/L	0.00720	-0.0349	mg/L	0.00720	20.64%
QC value within limits for Na 330.237 Recovery = Not calculated								
Pb 220.353†	56.1	0.0039	mg/L	0.00056	0.0039	mg/L	0.00056	14.36%
QC value within limits for Pb 220.353 Recovery = Not calculated								
Sb 206.836†	29.6	0.0072	mg/L	0.00073	0.0072	mg/L	0.00073	10.18%
QC value within limits for Sb 206.836 Recovery = Not calculated								
Se 196.026†	3.8	0.0019	mg/L	0.00196	0.0019	mg/L	0.00196	101.82%
QC value within limits for Se 196.026 Recovery = Not calculated								
Sn 189.927†	82.0	0.0065	mg/L	0.00078	0.0065	mg/L	0.00078	12.15%
QC value within limits for Sn 189.927 Recovery = Not calculated								
Ti 337.279†	492.8	0.0006	mg/L	0.00020	0.0006	mg/L	0.00020	32.96%

QC value within limits for Ti 337.279 Recovery = Not calculated

Tl 190.801†	8.1	0.0017 mg/L	0.00077	0.0017 mg/L	0.00077	45.96%

QC value within limits for Tl 190.801 Recovery = Not calculated

V 292.402†	97.2	0.0005 mg/L	0.00044	0.0005 mg/L	0.00044	85.46%

QC value within limits for V 292.402 Recovery = Not calculated

Zn 206.200†	-61.4	-0.0008 mg/L	0.00026	-0.0008 mg/L	0.00026	33.12%

QC value within limits for Zn 206.200 Recovery = Not calculated

Ca 227.546†	3.9	0.0082 mg/L	0.01384	0.0082 mg/L	0.01384	168.31%

QC value within limits for Ca 227.546 Recovery = Not calculated

Sr 460.733†	1996.6	0.0016 mg/L	0.00005	0.0016 mg/L	0.00005	2.98%

QC value within limits for Sr 460.733 Recovery = Not calculated

QC Failed. Continue with analysis.

Sequence No.: 102 | **Autosampler Location: 96**
Sample ID: PBW-M4360047 | **Date Collected: 11/29/2007 12:47:28 AM**
Analyst: | **Data Type: Original**
Initial Sample Wt: | **Initial Sample Vol:**
Dilution: | **Sample Prep Vol: 50 mL**

Mean Data: PBW-M4360047

Analyte	Mean Corrected Intensity	Calib Conc.	Calib Units	Std.Dev.	Sample Conc.	Sample Units	Std.Dev.	RSD
Y 371.029	8327910.5	1.007	mg/L	0.0006				0.06%
Ag 328.068†	172.4	0.0005	mg/L	0.00020				35.88%
Al 308.215†	-1847.6	-0.0464	mg/L	0.00055				1.19%
As 188.979†	-21.1	-0.0055	mg/L	0.00109				19.73%
B 249.772†	3101.0	0.0160	mg/L	0.00099				6.18%
Ba 233.527†	175.9	0.0010	mg/L	0.00016				16.36%
Be 313.107†	-429.8	-0.0001	mg/L	0.00003				39.79%
Cd 226.502†	-60.6	-0.0002	mg/L	0.00004				16.44%
Co 228.616†	-43.2	-0.0006	mg/L	0.00000				0.43%
Cr 267.716†	159.9	0.0006	mg/L	0.00015				23.66%
Cu 324.752†	380.8	0.0010	mg/L	0.00017				17.60%
Fe 238.863†	-161.9	-0.0039	mg/L	0.00118				30.37%
K 404.721†	-1266.5	-4.215	mg/L	0.5565				13.20%
Mg 279.077†	126.0	0.0038	mg/L	0.00081				21.47%
Mn 257.610†	831.2	0.0010	mg/L	0.00002				2.51%
Mo 202.031†	9.6	0.0004	mg/L	0.00019				53.50%
Ni 231.604†	40.5	0.0004	mg/L	0.00007				15.64%
Na 330.237†	242.1	0.1551	mg/L	0.08294				53.47%
Pb 220.353†	47.4	0.0033	mg/L	0.00045				13.53%
Sb 206.836†	18.4	0.0045	mg/L	0.00010				2.22%
Se 196.026†	-1.0	-0.0005	mg/L	0.00083				160.79%
Sn 189.927†	57.3	0.0045	mg/L	0.00079				17.47%
Ti 337.279†	459.6	0.0006	mg/L	0.00003				5.89%
Tl 190.801†	2.7	0.0006	mg/L	0.00037				65.14%
V 292.402†	39.5	0.0002	mg/L	0.00011				51.97%
Zn 206.200†	13.4	0.0002	mg/L	0.00001				7.33%
Ca 227.546†	-1.2	-0.0027	mg/L	0.01150				424.50%
Sr 460.733†	1234.0	0.0010	mg/L	0.00007				7.08%

Sample conc. not calculated. Sample Prep. Vol. AND Initial Vol. required OR sample units incorrect.

Sequence No.: 103 | **Autosampler Location: 97**
Sample ID: LCSW-M4360047 | **Date Collected: 11/29/2007 12:53:11 AM**
Analyst: | **Data Type: Original**
Initial Sample Wt: | **Initial Sample Vol:**
Dilution: | **Sample Prep Vol: 50 mL**

Mean Data: LCSW-M4360047

Analyte	Mean Corrected Intensity	Calib Conc.	Calib Units	Std.Dev.	Sample Conc.	Sample Units	Std.Dev.	RSD
Y 371.029	8356303.5	1.011	mg/L	0.0063				0.62%
Ag 328.068†	14392.6	0.0461	mg/L	0.00037				0.80%
Al 308.215†	76924.5	1.933	mg/L	0.0197				1.02%
As 188.979†	139.3	0.0367	mg/L	0.00014				0.39%
B 249.772†	185504.6	0.9505	mg/L	0.00147				0.15%
Ba 233.527†	387689.3	2.170	mg/L	0.0203				0.93%
Be 313.107†	296380.7	0.0514	mg/L	0.00049				0.94%

Cd 226.502†	13101.8	0.0508	mg/L	0.00008			0.15%
Co 228.616†	37812.4	0.5228	mg/L	0.00010			0.02%
Cr 267.716†	51165.4	0.2071	mg/L	0.00196			0.95%
Cu 324.752†	102132.8	0.2630	mg/L	0.00225			0.86%
Fe 238.863†	43851.6	1.054	mg/L	0.0145			1.38%
K 404.721†	4137.9	13.77	mg/L	0.562			4.08%
Mg 279.077†	71349.4	2.135	mg/L	0.0228			1.07%
Mn 257.610†	478524.4	0.5480	mg/L	0.00480			0.88%
Mo 202.031†	13330.7	0.4967	mg/L	0.00013			0.03%
Ni 231.604†	48048.1	0.5095	mg/L	0.00482			0.95%
Na 330.237†	28019.7	17.96	mg/L	0.094			0.52%
Pb 220.353†	7465.8	0.5208	mg/L	0.00078			0.15%
Sb 206.836†	1864.8	0.4535	mg/L	0.00058			0.13%
Se 196.026†	1828.2	0.9223	mg/L	0.00088			0.10%
Sn 189.927†	61073.3	4.811	mg/L	0.0366			0.76%
Ti 337.279†	412601.5	0.5107	mg/L	0.00429			0.84%
Tl 190.801†	9504.2	1.964	mg/L	0.0015			0.08%
V 292.402†	93222.5	0.4947	mg/L	0.00573			1.16%
Zn 206.200†	43884.2	0.5499	mg/L	0.00476			0.87%
Ca 227.546†	1017.1	2.167	mg/L	0.0051			0.23%
Sr 460.733†	3005.4	0.0023	mg/L	0.00006			2.74%

Sample conc. not calculated. Sample Prep. Vol. AND Initial Vol. required OR sample units incorrect.

==========

Sequence No.: 104
Sample ID: 1047717
Analyst:
Initial Sample Wt:
Dilution:

Autosampler Location: 98
Date Collected: 11/29/2007 12:59:00 AM
Data Type: Original
Initial Sample Vol:
Sample Prep Vol: 50 mL

Mean Data: 1047717

Analyte	Mean Corrected Intensity	Calib Conc.	Calib Units	Std.Dev.	Sample Conc.	Sample Units	Std.Dev.	RSD
Y 371.029	7473052.1	0.9039	mg/L	0.00328				0.36%
Ag 328.068†	-1430.2	0.0020	mg/L	0.00031				15.17%
Al 308.215†	12071.4	0.2334	mg/L	0.00361				1.55%
As 188.979†	54.5	0.0064	mg/L	0.00505				78.72%
B 249.772†	18407.7	-0.0006	mg/L	0.00114				200.70%
Ba 233.527†	13719.4	0.0753	mg/L	0.00067				0.89%
Be 313.107†	-2819.6	0.0000	mg/L	0.00000				238.72%
Cd 226.502†	-80.2	0.0000	mg/L	0.00011				415.55%
Co 228.616†	-19.1	-0.0005	mg/L	0.00010				17.91%
Cr 267.716†	430.0	0.0001	mg/L	0.00016				194.18%
Cu 324.752†	19946.4	0.0487	mg/L	0.00003				0.06%
Fe 238.863†	35448.2	0.7185	mg/L	0.00959				1.33%
K 404.721†	2806.6	9.341	mg/L	0.0724				0.78%
Mg 279.077†	289606.9	8.655	mg/L	0.0919				1.06%
Mn 257.610†	58913.0	0.0675	mg/L	0.00073				1.07%
Mo 202.031†	632.2	0.0173	mg/L	0.00025				1.43%
Ni 231.604†	267.4	0.0015	mg/L	0.00015				9.72%
Na 330.237†	350317.6	227.2	mg/L	1.83				0.81%
Pb 220.353†	-67.2	0.0003	mg/L	0.00069				274.94%
Sb 206.836†	-4.6	0.0069	mg/L	0.00130				18.89%
Se 196.026†	8.1	0.0108	mg/L	0.00196				18.13%
Sn 189.927†	-456.0	0.1834	mg/L	0.00287				1.57%
Ti 337.279†	880.1	-0.0058	mg/L	0.00001				0.19%
Tl 190.801†	-50.1	0.0688	mg/L	0.00048				0.70%
V 292.402†	172.0	0.0009	mg/L	0.00003				3.22%
Zn 206.200†	4624.6	0.0649	mg/L	0.00054				0.83%
Ca 227.546†	651949.7	1368	mg/L	12.0				0.88%
Sr 460.733†	1341677.5	1.034	mg/L	0.0047				0.45%

Sample conc. not calculated. Sample Prep. Vol. AND Initial Vol. required OR sample units incorrect.

==========

Sequence No.: 105
Sample ID: 1047718
Analyst:
Initial Sample Wt:
Dilution:

Autosampler Location: 99
Date Collected: 11/29/2007 1:04:46 AM
Data Type: Original
Initial Sample Vol:
Sample Prep Vol: 50 mL

Mean Data: 1047718

Analyte	Mean Corrected Intensity	Calib Conc.	Calib Units	Std.Dev.	Sample Conc.	Sample Units	Std.Dev.	RSD
Y 371.029	7469026.2	0.9034	mg/L	0.00063				0.07%
Ag 328.068†	-1505.3	0.0019	mg/L	0.00018				9.57%
Al 308.215†	-1551.1	-0.1108	mg/L	0.00049				0.44%
As 188.979†	57.8	0.0068	mg/L	0.00141				20.82%
B 249.772†	16659.7	-0.0099	mg/L	0.00059				5.96%
Ba 233.527†	13543.1	0.0743	mg/L	0.00033				0.45%
Be 313.107†	-2948.5	0.0000	mg/L	0.00001				88.00%
Cd 226.502†	-76.0	0.0001	mg/L	0.00000				2.29%
Co 228.616†	-15.7	-0.0005	mg/L	0.00011				23.62%
Cr 267.716†	258.1	-0.0007	mg/L	0.00010				14.89%
Cu 324.752†	6896.4	0.0150	mg/L	0.00020				1.33%
Fe 238.863†	2664.6	-0.0739	mg/L	0.00169				2.28%
K 404.721†	3193.6	10.63	mg/L	0.401				3.77%
Mg 279.077†	305914.2	9.141	mg/L	0.0185				0.20%
Mn 257.610†	57023.4	0.0653	mg/L	0.00001				0.02%
Mo 202.031†	627.8	0.0170	mg/L	0.00031				1.82%
Ni 231.604†	251.1	0.0013	mg/L	0.00020				14.88%
Na 330.237†	361158.4	234.3	mg/L	0.02				0.01%
Pb 220.353†	-83.1	-0.0008	mg/L	0.00036				46.07%
Sb 206.836†	-9.5	0.0059	mg/L	0.00012				2.05%
Se 196.026†	6.4	0.0099	mg/L	0.00007				0.67%
Sn 189.927†	-484.3	0.1869	mg/L	0.00014				0.07%
Ti 337.279†	63.9	-0.0070	mg/L	0.00011				1.60%
Tl 190.801†	-56.3	0.0695	mg/L	0.00026				0.37%
V 292.402†	95.2	0.0004	mg/L	0.00007				19.45%
Zn 206.200†	3464.0	0.0506	mg/L	0.00010				0.20%
Ca 227.546†	669157.8	1404	mg/L	0.4				0.03%
Sr 460.733†	1367635.3	1.054	mg/L	0.0045				0.43%

Sample conc. not calculated. Sample Prep. Vol. AND Initial Vol. required OR sample units incorrect.

Sequence No.: 106
Sample ID: 1039654
Analyst:
Initial Sample Wt:
Dilution:

Autosampler Location: 100
Date Collected: 11/29/2007 1:10:33 AM
Data Type: Original
Initial Sample Vol:
Sample Prep Vol: 50 mL

Mean Data: 1039654

Analyte	Mean Corrected Intensity	Calib Conc.	Calib Units	Std.Dev.	Sample Conc.	Sample Units	Std.Dev.	RSD
Y 371.029	7656886.1	0.9261	mg/L	0.00141				0.15%
Ag 328.068†	-1006.3	0.0014	mg/L	0.00009				6.16%
Al 308.215†	14975.4	0.3277	mg/L	0.00136				0.41%
As 188.979†	23.2	0.0007	mg/L	0.00117				159.12%
B 249.772†	11223.4	-0.0095	mg/L	0.00078				8.20%
Ba 233.527†	11564.1	0.0637	mg/L	0.00019				0.30%
Be 313.107†	-2639.0	-0.0001	mg/L	0.00002				15.70%
Cd 226.502†	-63.8	-0.0001	mg/L	0.00004				50.38%
Co 228.616†	-26.1	-0.0006	mg/L	0.00005				9.74%
Cr 267.716†	421.9	0.0006	mg/L	0.00003				4.98%
Cu 324.752†	21727.8	0.0542	mg/L	0.00055				1.02%
Fe 238.863†	41360.5	0.9016	mg/L	0.00573				0.64%
K 404.721†	2185.6	7.274	mg/L	0.8877				12.20%
Mg 279.077†	258750.5	7.734	mg/L	0.0632				0.82%
Mn 257.610†	49732.2	0.0570	mg/L	0.00053				0.94%
Mo 202.031†	603.8	0.0182	mg/L	0.00028				1.53%
Ni 231.604†	265.5	0.0019	mg/L	0.00004				1.94%
Na 330.237†	438624.6	283.0	mg/L	1.80				0.63%
Pb 220.353†	-22.3	0.0019	mg/L	0.00057				30.10%
Sb 206.836†	-0.7	0.0054	mg/L	0.00183				33.83%
Se 196.026†	1.2	0.0053	mg/L	0.00189				35.42%
Sn 189.927†	-454.8	0.1164	mg/L	0.00180				1.54%
Ti 337.279†	768.6	-0.0038	mg/L	0.00001				0.27%
Tl 190.801†	-57.0	0.0432	mg/L	0.00081				1.88%
V 292.402†	165.2	0.0009	mg/L	0.00004				4.33%
Zn 206.200†	3621.0	0.0501	mg/L	0.00030				0.61%
Ca 227.546†	452671.0	949.7	mg/L	9.09				0.96%
Sr 460.733†	1001005.4	0.7724	mg/L	0.00034				0.04%

Sample conc. not calculated. Sample Prep. Vol. AND Initial Vol. required OR sample units incorrect.

Sequence No.: 107
Sample ID: 1039655
Analyst:
Initial Sample Wt:
Dilution:

Autosampler Location: 101
Date Collected: 11/29/2007 1:16:21 AM
Data Type: Original
Initial Sample Vol:
Sample Prep Vol: 50 mL

Mean Data: 1039655

Analyte	Mean Corrected Intensity	Calib Conc.	Calib Units	Std.Dev.	Sample Conc.	Sample Units	Std.Dev.	RSD
Y 371.029	7657142.2	0.9261	mg/L	0.00638				0.69%
Ag 328.068†	-1016.8	0.0012	mg/L	0.00042				35.48%
Al 308.215†	-1376.9	-0.0825	mg/L	0.00114				1.38%
As 188.979†	34.1	0.0033	mg/L	0.00074				22.01%
B 249.772†	11762.7	-0.0031	mg/L	0.00044				14.20%
Ba 233.527†	16422.6	0.0909	mg/L	0.00086				0.95%
Be 313.107†	-2543.2	-0.0001	mg/L	0.00002				20.35%
Cd 226.502†	-92.3	-0.0001	mg/L	0.00002				17.48%
Co 228.616†	-2.5	-0.0002	mg/L	0.00001				3.48%
Cr 267.716†	242.8	-0.0001	mg/L	0.00001				6.92%
Cu 324.752†	6991.0	0.0161	mg/L	0.00004				0.27%
Fe 238.863†	1765.7	-0.0495	mg/L	0.00220				4.45%
K 404.721†	2279.8	7.588	mg/L	0.0960				1.26%
Mg 279.077†	254037.2	7.592	mg/L	0.0190				0.25%
Mn 257.610†	45445.2	0.0520	mg/L	0.00010				0.20%
Mo 202.031†	592.6	0.0178	mg/L	0.00007				0.39%
Ni 231.604†	237.7	0.0016	mg/L	0.00008				4.77%
Na 330.237†	431743.5	278.5	mg/L	1.35				0.49%
Pb 220.353†	-17.8	0.0021	mg/L	0.00036				17.34%
Sb 206.836†	-3.8	0.0045	mg/L	0.00004				0.77%
Se 196.026†	0.3	0.0046	mg/L	0.00108				23.52%
Sn 189.927†	-461.9	0.1132	mg/L	0.00078				0.69%
Ti 337.279†	110.0	-0.0046	mg/L	0.00004				0.97%
Tl 190.801†	-58.9	0.0418	mg/L	0.00059				1.42%
V 292.402†	61.0	0.0002	mg/L	0.00005				22.09%
Zn 206.200†	3059.0	0.0431	mg/L	0.00048				1.12%
Ca 227.546†	444809.9	933.2	mg/L	3.65				0.39%
Sr 460.733†	983339.2	0.7588	mg/L	0.00382				0.50%

Sample conc. not calculated. Sample Prep. Vol. AND Initial Vol. required OR sample units incorrect.

Sequence No.: 108
Sample ID: 1056297
Analyst:
Initial Sample Wt:
Dilution:

Autosampler Location: 102
Date Collected: 11/29/2007 1:22:09 AM
Data Type: Original
Initial Sample Vol:
Sample Prep Vol: 50 mL

Mean Data: 1056297

Analyte	Mean Corrected Intensity	Calib Conc.	Calib Units	Std.Dev.	Sample Conc.	Sample Units	Std.Dev.	RSD
Y 371.029	8034992.8	0.9718	mg/L	0.00366				0.38%
Ag 328.068†	-530.0	0.0008	mg/L	0.00002				2.98%
Al 308.215†	11383.5	0.2678	mg/L	0.00085				0.32%
As 188.979†	-1.7	-0.0006	mg/L	0.00054				94.77%
B 249.772†	29312.5	0.1125	mg/L	0.00005				0.04%
Ba 233.527†	3974.5	0.0217	mg/L	0.00009				0.42%
Be 313.107†	-1222.7	-0.0001	mg/L	0.00001				16.78%
Cd 226.502†	166.3	0.0002	mg/L	0.00005				22.96%
Co 228.616†	96.0	0.0011	mg/L	0.00003				2.39%
Cr 267.716†	216.0	0.0006	mg/L	0.00003				4.01%
Cu 324.752†	-15.3	0.0000	mg/L	0.00014				493.70%
Fe 238.863†	232618.7	5.561	mg/L	0.0211				0.38%
K 404.721†	2416.7	8.043	mg/L	0.0901				1.12%
Mg 279.077†	610557.5	18.26	mg/L	0.084				0.46%
Mn 257.610†	105567.5	0.1207	mg/L	0.00039				0.32%
Mo 202.031†	42.4	0.0002	mg/L	0.00015				82.06%
Ni 231.604†	734.4	0.0074	mg/L	0.00004				0.52%
Na 330.237†	40484.2	26.65	mg/L	0.067				0.25%

Pb 220.353†	44.0	0.0044	mg/L	0.00029		6.69%
Sb 206.836†	7.4	0.0038	mg/L	0.00046		12.21%
Se 196.026†	-2.6	0.0013	mg/L	0.00239		185.98%
Sn 189.927†	-352.9	0.0277	mg/L	0.00055		1.99%
Ti 337.279†	2130.8	0.0009	mg/L	0.00004		4.89%
Tl 190.801†	-61.7	0.0081	mg/L	0.00086		10.64%
V 292.402†	26.5	0.0007	mg/L	0.00002		3.33%
Zn 206.200†	2165.2	0.0280	mg/L	0.00026		0.94%
Ca 227.546†	164786.8	345.9	mg/L	1.52		0.44%
Sr 460.733†	1105174.9	0.8628	mg/L	0.00357		0.41%

Sample conc. not calculated. Sample Prep. Vol. AND Initial Vol. required OR sample units incorrect.

==========

Sequence No.: 109 **Autosampler Location: 103**
Sample ID: 1056297D **Date Collected: 11/29/2007 1:27:55 AM**
Analyst: **Data Type: Original**
Initial Sample Wt: **Initial Sample Vol:**
Dilution: **Sample Prep Vol: 50 mL**

Mean Data: 1056297D

Analyte	Mean Corrected Intensity	Calib Conc.	Units	Std.Dev.	Sample Conc.	Units	Std.Dev.	RSD
Y 371.029	7926994.0	0.9588	mg/L	0.00463				0.48%
Ag 328.068†	-571.2	0.0007	mg/L	0.00023				34.09%
Al 308.215†	11253.3	0.2643	mg/L	0.00333				1.26%
As 188.979†	-3.2	-0.0010	mg/L	0.00056				57.70%
B 249.772†	29702.6	0.1139	mg/L	0.00161				1.41%
Ba 233.527†	3971.4	0.0217	mg/L	0.00015				0.68%
Be 313.107†	-1489.4	-0.0001	mg/L	0.00003				25.51%
Cd 226.502†	169.7	0.0002	mg/L	0.00002				7.38%
Co 228.616†	93.6	0.0010	mg/L	0.00002				1.53%
Cr 267.716†	229.3	0.0007	mg/L	0.00003				4.51%
Cu 324.752†	-47.8	-0.0001	mg/L	0.00005				47.38%
Fe 238.863†	236364.0	5.650	mg/L	0.0259				0.46%
K 404.721†	2478.3	8.248	mg/L	0.1014				1.23%
Mg 279.077†	619395.6	18.53	mg/L	0.040				0.21%
Mn 257.610†	107072.6	0.1224	mg/L	0.00022				0.18%
Mo 202.031†	34.9	-0.0001	mg/L	0.00000				0.96%
Ni 231.604†	731.4	0.0074	mg/L	0.00001				0.08%
Na 330.237†	41226.4	27.14	mg/L	0.193				0.71%
Pb 220.353†	39.0	0.0040	mg/L	0.00014				3.45%
Sb 206.836†	1.9	0.0025	mg/L	0.00001				0.50%
Se 196.026†	1.7	0.0035	mg/L	0.00302				87.53%
Sn 189.927†	-364.6	0.0275	mg/L	0.00057				2.07%
Ti 337.279†	1924.4	0.0006	mg/L	0.00010				17.23%
Tl 190.801†	-58.8	0.0090	mg/L	0.00099				10.99%
V 292.402†	15.6	0.0007	mg/L	0.00001				1.88%
Zn 206.200†	2180.3	0.0282	mg/L	0.00002				0.05%
Ca 227.546†	167150.7	350.8	mg/L	0.88				0.25%
Sr 460.733†	1127746.3	0.8805	mg/L	0.00935				1.06%

Sample conc. not calculated. Sample Prep. Vol. AND Initial Vol. required OR sample units incorrect.

==========

Sequence No.: 110 **Autosampler Location: 104**
Sample ID: 1056297S **Date Collected: 11/29/2007 1:33:39 AM**
Analyst: **Data Type: Original**
Initial Sample Wt: **Initial Sample Vol:**
Dilution: **Sample Prep Vol: 50 mL**

Mean Data: 1056297S

Analyte	Mean Corrected Intensity	Calib Conc.	Units	Std.Dev.	Sample Conc.	Units	Std.Dev.	RSD
Y 371.029	7908291.2	0.9565	mg/L	0.01079				1.13%
Ag 328.068†	13743.4	0.0465	mg/L	0.00036				0.77%
Al 308.215†	90155.3	2.247	mg/L	0.0379				1.68%
As 188.979†	155.8	0.0408	mg/L	0.00191				4.69%
B 249.772†	227365.1	1.127	mg/L	0.0104				0.92%
Ba 233.527†	379220.8	2.122	mg/L	0.0310				1.46%
Be 313.107†	297021.7	0.0516	mg/L	0.00079				1.53%
Cd 226.502†	12601.5	0.0484	mg/L	0.00054				1.11%

Co 228.616†	36032.5	0.4979	mg/L	0.00637			1.28%
Cr 267.716†	50821.9	0.2055	mg/L	0.00347			1.69%
Cu 324.752†	98599.9	0.2539	mg/L	0.00378			1.49%
Fe 238.863†	277999.5	6.651	mg/L	0.1097			1.65%
K 404.721†	8600.8	28.63	mg/L	0.575			2.01%
Mg 279.077†	681498.2	20.39	mg/L	0.341			1.67%
Mn 257.610†	576661.0	0.6602	mg/L	0.01041			1.58%
Mo 202.031†	13487.5	0.5011	mg/L	0.00571			1.14%
Ni 231.604†	47305.2	0.5012	mg/L	0.00788			1.57%
Na 330.237†	74795.4	48.65	mg/L	0.844			1.73%
Pb 220.353†	7019.5	0.4910	mg/L	0.00607			1.24%
Sb 206.836†	1926.2	0.4705	mg/L	0.00649			1.38%
Se 196.026†	1870.4	0.9462	mg/L	0.00910			0.96%
Sn 189.927†	61444.7	4.896	mg/L	0.0708			1.45%
Ti 337.279†	418803.2	0.5165	mg/L	0.00761			1.47%
Tl 190.801†	8859.9	1.852	mg/L	0.0212			1.15%
V 292.402†	95359.6	0.5067	mg/L	0.00863			1.70%
Zn 206.200†	42609.0	0.5348	mg/L	0.00731			1.37%
Ca 227.546†	168436.2	353.6	mg/L	4.71			1.33%
Sr 460.733†	1142636.8	0.8921	mg/L	0.01038			1.16%

Sample conc. not calculated. Sample Prep. Vol. AND Initial Vol. required OR sample units incorrect.

==========

Sequence No.: 111
Sample ID: 1056297A
Analyst:
Initial Sample Wt:
Dilution:

Autosampler Location: 105
Date Collected: 11/29/2007 1:39:25 AM
Data Type: Original
Initial Sample Vol:
Sample Prep Vol: 50 mL

Mean Data: 1056297A

Analyte	Mean Corrected Intensity	Calib Conc.	Calib Units	Std.Dev.	Sample Conc.	Sample Units	Std.Dev.	RSD
Y 371.029	7964593.7	0.9633	mg/L	0.00020				0.02%
Ag 328.068†	13254.6	0.0448	mg/L	0.00025				0.56%
Al 308.215†	88548.5	2.208	mg/L	0.0042				0.19%
As 188.979†	157.7	0.0413	mg/L	0.00060				1.46%
B 249.772†	220177.6	1.092	mg/L	0.0016				0.15%
Ba 233.527†	363940.0	2.036	mg/L	0.0063				0.31%
Be 313.107†	285387.2	0.0496	mg/L	0.00011				0.22%
Cd 226.502†	12083.0	0.0464	mg/L	0.00017				0.36%
Co 228.616†	34734.5	0.4800	mg/L	0.00182				0.38%
Cr 267.716†	48861.6	0.1975	mg/L	0.00037				0.19%
Cu 324.752†	94969.0	0.2446	mg/L	0.00022				0.09%
Fe 238.863†	269067.7	6.438	mg/L	0.0205				0.32%
K 404.721†	8335.8	27.74	mg/L	0.452				1.63%
Mg 279.077†	658382.8	19.70	mg/L	0.050				0.25%
Mn 257.610†	554483.7	0.6348	mg/L	0.00114				0.18%
Mo 202.031†	13433.6	0.4992	mg/L	0.00118				0.24%
Ni 231.604†	45582.4	0.4830	mg/L	0.00082				0.17%
Na 330.237†	71506.4	46.52	mg/L	0.018				0.04%
Pb 220.353†	6745.5	0.4718	mg/L	0.00018				0.04%
Sb 206.836†	1837.4	0.4488	mg/L	0.00220				0.49%
Se 196.026†	1852.9	0.9372	mg/L	0.00059				0.06%
Sn 189.927†	60229.0	4.799	mg/L	0.0065				0.14%
Ti 337.279†	414041.7	0.5107	mg/L	0.00057				0.11%
Tl 190.801†	8500.0	1.777	mg/L	0.0049				0.27%
V 292.402†	91669.3	0.4871	mg/L	0.00123				0.25%
Zn 206.200†	40803.4	0.5122	mg/L	0.00239				0.47%
Ca 227.546†	162214.5	340.5	mg/L	0.32				0.09%
Sr 460.733†	1099656.1	0.8585	mg/L	0.00304				0.35%

Sample conc. not calculated. Sample Prep. Vol. AND Initial Vol. required OR sample units incorrect.

==========

Sequence No.: 112
Sample ID: CCV
Analyst:
Initial Sample Wt:
Dilution:

Autosampler Location: 4
Date Collected: 11/29/2007 1:45:15 AM
Data Type: Original
Initial Sample Vol:
Sample Prep Vol:

Mean Data: CCV

Analyte	Mean Corrected Intensity	Calib Conc.	Units	Std.Dev.	Sample Conc.	Units	Std.Dev.	RSD
Y 371.029	8215151.0	0.9936	mg/L	0.00726				0.73%
Ag 328.068†	146471.9	0.4680	mg/L	0.00318	0.4680	mg/L	0.00318	0.68%
QC value within limits for Ag 328.068 Recovery = 93.59%								
Al 308.215†	404849.1	10.17	mg/L	0.019	10.17	mg/L	0.019	0.18%
QC value within limits for Al 308.215 Recovery = 101.73%								
As 188.979†	3884.8	1.017	mg/L	0.0008	1.017	mg/L	0.0008	0.08%
QC value within limits for As 188.979 Recovery = 101.67%								
B 249.772†	483418.3	2.468	mg/L	0.0127	2.468	mg/L	0.0127	0.52%
QC value within limits for B 249.772 Recovery = 98.71%								
Ba 233.527†	1952509.7	10.93	mg/L	0.121	10.93	mg/L	0.121	1.11%
QC value within limits for Ba 233.527 Recovery = 109.26%								
Be 313.107†	1536605.8	0.2665	mg/L	0.00324	0.2665	mg/L	0.00324	1.22%
QC value within limits for Be 313.107 Recovery = 106.60%								
Cd 226.502†	136828.7	0.5311	mg/L	0.00010	0.5311	mg/L	0.00010	0.02%
QC value within limits for Cd 226.502 Recovery = 106.21%								
Co 228.616†	191419.2	2.646	mg/L	0.0040	2.646	mg/L	0.0040	0.15%
QC value within limits for Co 228.616 Recovery = 105.85%								
Cr 267.716†	130352.3	0.5278	mg/L	0.00082	0.5278	mg/L	0.00082	0.15%
QC value within limits for Cr 267.716 Recovery = 105.57%								
Cu 324.752†	487954.4	1.257	mg/L	0.0016	1.257	mg/L	0.0016	0.13%
QC value within limits for Cu 324.752 Recovery = 100.52%								
Fe 238.863†	221277.4	5.317	mg/L	0.0084	5.317	mg/L	0.0084	0.16%
QC value within limits for Fe 238.863 Recovery = 106.33%								
K 404.721†	6391.5	21.27	mg/L	0.089	21.27	mg/L	0.089	0.42%
QC value less than the lower limit for K 404.721 Recovery = 85.09%								
Mg 279.077†	902846.2	27.01	mg/L	0.319	27.01	mg/L	0.319	1.18%
QC value within limits for Mg 279.077 Recovery = 108.03%								
Mn 257.610†	734195.7	0.8405	mg/L	0.00139	0.8405	mg/L	0.00139	0.17%
QC value greater than the upper limit for Mn 257.610 Recovery = 112.07%								
Mo 202.031†	67865.1	2.529	mg/L	0.0031	2.529	mg/L	0.0031	0.12%
QC value within limits for Mo 202.031 Recovery = 101.15%								
Ni 231.604†	190903.2	2.024	mg/L	0.0071	2.024	mg/L	0.0071	0.35%
QC value within limits for Ni 231.604 Recovery = 101.21%								
Na 330.237†	37747.7	24.25	mg/L	0.036	24.25	mg/L	0.036	0.15%
QC value within limits for Na 330.237 Recovery = 97.00%								
Pb 220.353†	7438.8	0.5203	mg/L	0.00266	0.5203	mg/L	0.00266	0.51%
QC value within limits for Pb 220.353 Recovery = 104.06%								
Sb 206.836†	19669.3	4.783	mg/L	0.0215	4.783	mg/L	0.0215	0.45%
QC value within limits for Sb 206.836 Recovery = 95.65%								
Se 196.026†	1005.7	0.5083	mg/L	0.00767	0.5083	mg/L	0.00767	1.51%
QC value within limits for Se 196.026 Recovery = 101.66%								
Sn 189.927†	60801.4	4.793	mg/L	0.0020	4.793	mg/L	0.0020	0.04%
QC value within limits for Sn 189.927 Recovery = 95.86%								
Ti 337.279†	2090745.5	2.588	mg/L	0.0243	2.588	mg/L	0.0243	0.94%
QC value within limits for Ti 337.279 Recovery = 103.50%								
Tl 190.801†	4840.3	1.002	mg/L	0.0048	1.002	mg/L	0.0048	0.48%
QC value within limits for Tl 190.801 Recovery = 100.22%								
V 292.402†	476768.1	2.530	mg/L	0.0076	2.530	mg/L	0.0076	0.30%
QC value within limits for V 292.402 Recovery = 101.21%								
Zn 206.200†	87616.3	1.097	mg/L	0.0003	1.097	mg/L	0.0003	0.03%
QC value within limits for Zn 206.200 Recovery = 109.72%								
Ca 227.546†	12967.7	27.36	mg/L	0.164	27.36	mg/L	0.164	0.60%
QC value within limits for Ca 227.546 Recovery = 109.46%								
Sr 460.733†	3116310.9	2.447	mg/L	0.0322	2.447	mg/L	0.0322	1.31%
QC value within limits for Sr 460.733 Recovery = 97.87%								

QC Failed. Continue with analysis.

Sequence No.: 113
Sample ID: CCB
Analyst:
Initial Sample Wt:
Dilution:

Autosampler Location: 5
Date Collected: 11/29/2007 1:51:06 AM
Data Type: Original
Initial Sample Vol:
Sample Prep Vol:

Mean Data: CCB

Analyte	Mean Corrected Intensity	Calib Conc.	Units	Std.Dev.	Sample Conc.	Units	Std.Dev.	RSD
Y 371.029	8507292.8	1.029	mg/L	0.0206				2.00%
Ag 328.068†	244.8	0.0008	mg/L	0.00012	0.0008	mg/L	0.00012	15.97%

QC value within limits for Ag 328.068 Recovery = Not calculated

Al 308.215†	-1898.5	-0.0477 mg/L	0.00034	-0.0477 mg/L	0.00034	0.72%

QC value within limits for Al 308.215 Recovery = Not calculated

As 188.979†	-10.4	-0.0027 mg/L	0.00042	-0.0027 mg/L	0.00042	15.63%

QC value within limits for As 188.979 Recovery = Not calculated

B 249.772†	5198.1	0.0268 mg/L	0.00397	0.0268 mg/L	0.00397	14.84%

QC value within limits for B 249.772 Recovery = Not calculated

Ba 233.527†	828.0	0.0046 mg/L	0.00055	0.0046 mg/L	0.00055	11.85%

QC value within limits for Ba 233.527 Recovery = Not calculated

Be 313.107†	62.7	0.0000 mg/L	0.00007	0.0000 mg/L	0.00007	661.60%

QC value within limits for Be 313.107 Recovery = Not calculated

Cd 226.502†	-27.0	-0.0001 mg/L	0.00001	-0.0001 mg/L	0.00001	11.54%

QC value within limits for Cd 226.502 Recovery = Not calculated

Co 228.616†	-6.0	-0.0001 mg/L	0.00018	-0.0001 mg/L	0.00018	219.17%

QC value within limits for Co 228.616 Recovery = Not calculated

Cr 267.716†	-2.7	0.0000 mg/L	0.00033	0.0000 mg/L	0.00033	>999.9%

QC value within limits for Cr 267.716 Recovery = Not calculated

Cu 324.752†	898.1	0.0023 mg/L	0.00039	0.0023 mg/L	0.00039	16.97%

QC value within limits for Cu 324.752 Recovery = Not calculated

Fe 238.863†	-531.0	-0.0128 mg/L	0.00587	-0.0128 mg/L	0.00587	45.96%

QC value within limits for Fe 238.863 Recovery = Not calculated

K 404.721†	-1282.7	-4.269 mg/L	0.7428	-4.269 mg/L	0.7428	17.40%

QC value less than the lower limit for K 404.721 Recovery = Not calculated

Mg 279.077†	1039.8	0.0311 mg/L	0.01103	0.0311 mg/L	0.01103	35.50%

QC value within limits for Mg 279.077 Recovery = Not calculated

Mn 257.610†	756.1	0.0009 mg/L	0.00013	0.0009 mg/L	0.00013	15.52%

QC value within limits for Mn 257.610 Recovery = Not calculated

Mo 202.031†	37.3	0.0014 mg/L	0.00032	0.0014 mg/L	0.00032	22.93%

QC value within limits for Mo 202.031 Recovery = Not calculated

Ni 231.604†	98.0	0.0010 mg/L	0.00033	0.0010 mg/L	0.00033	31.61%

QC value within limits for Ni 231.604 Recovery = Not calculated

Na 330.237†	-104.0	-0.0666 mg/L	0.03838	-0.0666 mg/L	0.03838	57.59%

QC value within limits for Na 330.237 Recovery = Not calculated

Pb 220.353†	52.8	0.0037 mg/L	0.00034	0.0037 mg/L	0.00034	9.12%

QC value within limits for Pb 220.353 Recovery = Not calculated

Sb 206.836†	31.4	0.0076 mg/L	0.00018	0.0076 mg/L	0.00018	2.34%

QC value within limits for Sb 206.836 Recovery = Not calculated

Se 196.026†	-2.6	-0.0013 mg/L	0.00075	-0.0013 mg/L	0.00075	57.77%

QC value within limits for Se 196.026 Recovery = Not calculated

Sn 189.927†	109.2	0.0086 mg/L	0.00127	0.0086 mg/L	0.00127	14.73%

QC value within limits for Sn 189.927 Recovery = Not calculated

Ti 337.279†	566.0	0.0007 mg/L	0.00048	0.0007 mg/L	0.00048	68.90%

QC value within limits for Ti 337.279 Recovery = Not calculated

Tl 190.801†	6.2	0.0013 mg/L	0.00046	0.0013 mg/L	0.00046	35.94%

QC value within limits for Tl 190.801 Recovery = Not calculated

V 292.402†	60.1	0.0003 mg/L	0.00046	0.0003 mg/L	0.00046	144.80%

QC value within limits for V 292.402 Recovery = Not calculated

Zn 206.200†	-72.4	-0.0009 mg/L	0.00018	-0.0009 mg/L	0.00018	20.07%

QC value within limits for Zn 206.200 Recovery = Not calculated

Ca 227.546†	4.2	0.0083 mg/L	0.00928	0.0083 mg/L	0.00928	111.61%

QC value within limits for Ca 227.546 Recovery = Not calculated

Sr 460.733†	2668.2	0.0021 mg/L	0.00048	0.0021 mg/L	0.00048	22.78%

QC value within limits for Sr 460.733 Recovery = Not calculated

QC Failed. Continue with analysis.

Sequence No.: 114
Sample ID: 1056297L
Analyst:
Initial Sample Wt:
Dilution:

Autosampler Location: 106
Date Collected: 11/29/2007 1:56:51 AM
Data Type: Original
Initial Sample Vol:
Sample Prep Vol: 50 mL

Mean Data: 1056297L

Analyte	Mean Corrected Intensity	Calib Conc.	Calib Units	Std.Dev.	Sample Conc.	Sample Units	Std.Dev.	RSD
Y 371.029	8399877.9	1.016	mg/L	0.0150				1.48%
Ag 328.068†	55.3	0.0007	mg/L	0.00037				55.61%
Al 308.215†	647.9	0.0127	mg/L	0.00202				15.94%
As 188.979†	-16.3	-0.0043	mg/L	0.00102				24.01%
B 249.772†	8199.3	0.0345	mg/L	0.00137				3.97%
Ba 233.527†	1228.9	0.0068	mg/L	0.00010				1.44%

Be 313.107†	-395.3	0.0000	mg/L	0.00005			107.75%
Cd 226.502†	-0.1	-0.0001	mg/L	0.00002			26.27%
Co 228.616†	-6.1	-0.0001	mg/L	0.00006			44.06%
Cr 267.716†	72.2	0.0002	mg/L	0.00010			40.87%
Cu 324.752†	21.3	0.0001	mg/L	0.00012			178.86%
Fe 238.863†	48515.8	1.160	mg/L	0.0238			2.05%
K 404.721†	-255.4	-0.8501	mg/L	0.42905			50.47%
Mg 279.077†	130387.0	3.900	mg/L	0.0663			1.70%
Mn 257.610†	22222.4	0.0254	mg/L	0.00023			0.92%
Mo 202.031†	43.0	0.0013	mg/L	0.00016			11.84%
Ni 231.604†	219.4	0.0023	mg/L	0.00012			5.53%
Na 330.237†	6499.1	4.303	mg/L	0.0325			0.75%
Pb 220.353†	55.0	0.0041	mg/L	0.00046			11.27%
Sb 206.836†	13.5	0.0037	mg/L	0.00050			13.64%
Se 196.026†	-2.8	-0.0009	mg/L	0.00039			42.43%
Sn 189.927†	-191.6	-0.0042	mg/L	0.00073			17.42%
Ti 337.279†	735.4	0.0006	mg/L	0.00009			16.08%
Tl 190.801†	-29.7	-0.0020	mg/L	0.00025			12.36%
V 292.402†	-25.7	0.0000	mg/L	0.00001			108.31%
Zn 206.200†	677.1	0.0086	mg/L	0.00003			0.38%
Ca 227.546†	32324.6	67.85	mg/L	1.381			2.04%
Sr 460.733†	192589.9	0.1502	mg/L	0.00254			1.69%

Sample conc. not calculated. Sample Prep. Vol. AND Initial Vol. required OR sample units incorrect.

Sequence No.: 115
Sample ID: 1056299
Analyst:
Initial Sample Wt:
Dilution:

Autosampler Location: 107
Date Collected: 11/29/2007 2:02:38 AM
Data Type: Original
Initial Sample Vol:
Sample Prep Vol: 50 mL

Mean Data: 1056299

Analyte	Mean Corrected Intensity	Calib Conc.	Calib Units	Std.Dev.	Sample Conc.	Sample Units	Std.Dev.	RSD
Y 371.029	8052659.3	0.9740	mg/L	0.00696				0.72%
Ag 328.068†	-183.1	0.0008	mg/L	0.00035				42.46%
Al 308.215†	11872.0	0.2830	mg/L	0.00294				1.04%
As 188.979†	-5.4	-0.0033	mg/L	0.00141				43.50%
B 249.772†	175335.1	0.8804	mg/L	0.00168				0.19%
Ba 233.527†	11575.8	0.0645	mg/L	0.00053				0.82%
Be 313.107†	-1004.1	-0.0001	mg/L	0.00004				55.75%
Cd 226.502†	15.6	0.0001	mg/L	0.00002				21.92%
Co 228.616†	194.0	0.0026	mg/L	0.00019				7.44%
Cr 267.716†	361.5	0.0013	mg/L	0.00012				9.03%
Cu 324.752†	550.3	0.0009	mg/L	0.00002				2.63%
Fe 238.863†	23117.8	0.5255	mg/L	0.00907				1.73%
K 404.721†	3915.8	13.03	mg/L	0.139				1.07%
Mg 279.077†	744922.7	22.28	mg/L	0.170				0.76%
Mn 257.610†	53198.5	0.0606	mg/L	0.00038				0.63%
Mo 202.031†	96.4	0.0023	mg/L	0.00002				0.78%
Ni 231.604†	1640.7	0.0171	mg/L	0.00009				0.55%
Na 330.237†	84897.6	54.97	mg/L	0.394				0.72%
Pb 220.353†	44.8	0.0042	mg/L	0.00079				18.87%
Sb 206.836†	7.6	0.0035	mg/L	0.00090				25.35%
Se 196.026†	38.5	0.0204	mg/L	0.00243				11.92%
Sn 189.927†	-306.8	0.0207	mg/L	0.00030				1.46%
Ti 337.279†	3015.4	0.0023	mg/L	0.00014				5.92%
Tl 190.801†	-53.6	0.0058	mg/L	0.00030				5.26%
V 292.402†	485.0	0.0026	mg/L	0.00005				1.88%
Zn 206.200†	3655.3	0.0468	mg/L	0.00046				0.98%
Ca 227.546†	133825.1	280.8	mg/L	1.85				0.66%
Sr 460.733†	966764.3	0.7551	mg/L	0.00370				0.49%

Sample conc. not calculated. Sample Prep. Vol. AND Initial Vol. required OR sample units incorrect.

Sequence No.: 116
Sample ID: 1026300
Analyst:
Initial Sample Wt:
Dilution:

Autosampler Location: 108
Date Collected: 11/29/2007 2:08:27 AM
Data Type: Original
Initial Sample Vol:
Sample Prep Vol: 50 mL

Mean Data: 1026300

Analyte	Mean Corrected Intensity	Calib Conc.	Calib Units	Std.Dev.	Sample Conc.	Sample Units	Std.Dev.	RSD
Y 371.029	8270393.3	1.000	mg/L	0.0010				0.10%
Ag 328.068†	-288.7	0.0008	mg/L	0.00013				17.30%
Al 308.215†	46.7	-0.0030	mg/L	0.00209				70.64%
As 188.979†	-38.6	-0.0071	mg/L	0.00005				0.72%
B 249.772†	14533.1	0.0460	mg/L	0.00151				3.27%
Ba 233.527†	73901.2	0.4133	mg/L	0.00301				0.73%
Be 313.107†	-509.1	-0.0001	mg/L	0.00001				13.26%
Cd 226.502†	154.4	-0.0002	mg/L	0.00007				35.99%
Co 228.616†	-48.2	-0.0010	mg/L	0.00005				5.02%
Cr 267.716†	281.0	0.0012	mg/L	0.00009				7.46%
Cu 324.752†	-812.4	-0.0011	mg/L	0.00009				7.86%
Fe 238.863†	372311.2	8.950	mg/L	0.0788				0.88%
K 404.721†	-181.9	-0.6055	mg/L	0.26362				43.54%
Mg 279.077†	158172.7	4.740	mg/L	0.0373				0.79%
Mn 257.610†	132765.8	0.1520	mg/L	0.00146				0.96%
Mo 202.031†	24.1	0.0008	mg/L	0.00014				16.75%
Ni 231.604†	48.7	0.0004	mg/L	0.00005				14.25%
Na 330.237†	3697.4	2.561	mg/L	0.0179				0.70%
Pb 220.353†	60.1	0.0045	mg/L	0.00027				6.12%
Sb 206.836†	14.0	0.0038	mg/L	0.00034				8.88%
Se 196.026†	-6.9	-0.0011	mg/L	0.00144				129.19%
Sn 189.927†	-224.4	-0.0041	mg/L	0.00022				5.21%
Ti 337.279†	922.0	0.0007	mg/L	0.00002				3.13%
Tl 190.801†	-38.1	-0.0023	mg/L	0.00007				3.22%
V 292.402†	-149.8	0.0002	mg/L	0.00003				16.43%
Zn 206.200†	689.3	0.0081	mg/L	0.00014				1.73%
Ca 227.546†	39677.9	83.52	mg/L	0.482				0.58%
Sr 460.733†	295699.0	0.2309	mg/L	0.00145				0.63%

Sample conc. not calculated. Sample Prep. Vol. AND Initial Vol. required OR sample units incorrect.

Sequence No.: 117
Sample ID: 1050361
Analyst:
Initial Sample Wt:
Dilution:

Autosampler Location: 109
Date Collected: 11/29/2007 2:14:13 AM
Data Type: Original
Initial Sample Vol:
Sample Prep Vol: 50 mL

Mean Data: 1050361

Analyte	Mean Corrected Intensity	Calib Conc.	Calib Units	Std.Dev.	Sample Conc.	Sample Units	Std.Dev.	RSD
Y 371.029	8156377.8	0.9865	mg/L	0.00067				0.07%
Ag 328.068†	3324.8	0.0109	mg/L	0.00013				1.18%
Al 308.215†	3636.1	0.0882	mg/L	0.00248				2.81%
As 188.979†	-14.1	-0.0042	mg/L	0.00222				53.34%
B 249.772†	15712.4	0.0768	mg/L	0.00006				0.08%
Ba 233.527†	8030.2	0.0449	mg/L	0.00000				0.00%
Be 313.107†	-1026.0	-0.0002	mg/L	0.00001				6.00%
Cd 226.502†	-63.2	-0.0002	mg/L	0.00006				23.12%
Co 228.616†	-60.4	-0.0008	mg/L	0.00024				28.16%
Cr 267.716†	1246.6	0.0051	mg/L	0.00009				1.87%
Cu 324.752†	783.5	0.0019	mg/L	0.00000				0.25%
Fe 238.863†	4075.8	0.0915	mg/L	0.00144				1.58%
K 404.721†	457.3	1.522	mg/L	0.0252				1.65%
Mg 279.077†	370020.5	11.07	mg/L	0.048				0.44%
Mn 257.610†	9192.2	0.0103	mg/L	0.00003				0.26%
Mo 202.031†	324.2	0.0118	mg/L	0.00008				0.63%
Ni 231.604†	216.9	0.0023	mg/L	0.00008				3.72%
Na 330.237†	200794.5	128.8	mg/L	0.08				0.06%
Pb 220.353†	62.5	0.0046	mg/L	0.00027				5.80%
Sb 206.836†	22.5	0.0058	mg/L	0.00111				19.09%
Se 196.026†	-2.0	-0.0010	mg/L	0.00078				77.17%
Sn 189.927†	-184.3	-0.0065	mg/L	0.00029				4.52%
Ti 337.279†	1720.0	0.0019	mg/L	0.00002				1.19%
Tl 190.801†	-24.2	-0.0018	mg/L	0.00046				26.42%
V 292.402†	161.5	0.0009	mg/L	0.00010				11.47%
Zn 206.200†	1848.4	0.0232	mg/L	0.00007				0.31%
Ca 227.546†	24135.1	50.63	mg/L	0.003				0.01%

Sr 460.733†	319677.0	0.2503 mg/L	0.00010		0.04%

Sample conc. not calculated. Sample Prep. Vol. AND Initial Vol. required OR sample units incorrect.

Sequence No.: 118
Sample ID: 1050353
Analyst:
Initial Sample Wt:
Dilution:

Autosampler Location: 110
Date Collected: 11/29/2007 2:19:58 AM
Data Type: Original
Initial Sample Vol:
Sample Prep Vol: 50 mL

Mean Data: 1050353

Analyte	Mean Corrected Intensity	Calib Conc.	Calib Units	Std.Dev.	Sample Conc.	Sample Units	Std.Dev.	RSD
Y 371.029	8160943.1	0.9871	mg/L	0.00629				0.64%
Ag 328.068†	3521.6	0.0115	mg/L	0.00001				0.05%
Al 308.215†	3094.2	0.0746	mg/L	0.00202				2.71%
As 188.979†	-20.6	-0.0058	mg/L	0.00064				10.97%
B 249.772†	17815.8	0.0875	mg/L	0.00086				0.98%
Ba 233.527†	8911.5	0.0498	mg/L	0.00045				0.90%
Be 313.107†	-835.6	-0.0001	mg/L	0.00002				20.03%
Cd 226.502†	-47.0	-0.0002	mg/L	0.00004				20.16%
Co 228.616†	-44.7	-0.0006	mg/L	0.00003				4.35%
Cr 267.716†	1641.1	0.0067	mg/L	0.00005				0.81%
Cu 324.752†	1400.2	0.0035	mg/L	0.00002				0.66%
Fe 238.863†	6322.1	0.1455	mg/L	0.00386				2.65%
K 404.721†	981.2	3.266	mg/L	0.6476				19.83%
Mg 279.077†	353236.3	10.56	mg/L	0.066				0.62%
Mn 257.610†	14468.3	0.0164	mg/L	0.00014				0.85%
Mo 202.031†	259.8	0.0094	mg/L	0.00001				0.06%
Ni 231.604†	312.8	0.0033	mg/L	0.00026				7.82%
Na 330.237†	207430.1	133.0	mg/L	0.95				0.71%
Pb 220.353†	85.1	0.0062	mg/L	0.00000				0.07%
Sb 206.836†	56.7	0.0141	mg/L	0.00036				2.54%
Se 196.026†	-1.4	-0.0006	mg/L	0.00129				198.04%
Sn 189.927†	-190.9	-0.0069	mg/L	0.00086				12.58%
Ti 337.279†	1631.4	0.0018	mg/L	0.00008				4.78%
Tl 190.801†	-29.6	-0.0028	mg/L	0.00056				19.55%
V 292.402†	171.9	0.0009	mg/L	0.00005				5.11%
Zn 206.200†	2654.7	0.0333	mg/L	0.00027				0.82%
Ca 227.546†	24429.6	51.25	mg/L	0.501				0.98%
Sr 460.733†	303451.4	0.2375	mg/L	0.00088				0.37%

Sample conc. not calculated. Sample Prep. Vol. AND Initial Vol. required OR sample units incorrect.

Sequence No.: 119
Sample ID: 1050354
Analyst:
Initial Sample Wt:
Dilution:

Autosampler Location: 111
Date Collected: 11/29/2007 2:25:42 AM
Data Type: Original
Initial Sample Vol:
Sample Prep Vol: 50 mL

Mean Data: 1050354

Analyte	Mean Corrected Intensity	Calib Conc.	Calib Units	Std.Dev.	Sample Conc.	Sample Units	Std.Dev.	RSD
Y 371.029	8130258.7	0.9833	mg/L	0.00218				0.22%
Ag 328.068†	12524.3	0.0402	mg/L	0.00027				0.67%
Al 308.215†	23712.4	0.5932	mg/L	0.00135				0.23%
As 188.979†	-14.2	-0.0040	mg/L	0.00015				3.80%
B 249.772†	17713.7	0.0864	mg/L	0.00019				0.22%
Ba 233.527†	11710.9	0.0655	mg/L	0.00006				0.09%
Be 313.107†	-761.0	-0.0001	mg/L	0.00000				0.95%
Cd 226.502†	13.2	0.0000	mg/L	0.00001				58.79%
Co 228.616†	-20.0	-0.0003	mg/L	0.00001				4.35%
Cr 267.716†	4570.2	0.0185	mg/L	0.00002				0.12%
Cu 324.752†	4282.1	0.0110	mg/L	0.00015				1.37%
Fe 238.863†	22984.6	0.5471	mg/L	0.00015				0.03%
K 404.721†	873.9	2.909	mg/L	0.2038				7.01%
Mg 279.077†	356669.2	10.67	mg/L	0.012				0.11%
Mn 257.610†	23570.3	0.0268	mg/L	0.00003				0.13%
Mo 202.031†	267.1	0.0098	mg/L	0.00036				3.70%
Ni 231.604†	418.0	0.0044	mg/L	0.00000				0.00%

Na 330.237†	204019.2	130.8	mg/L	0.17	0.13%
Pb 220.353†	146.7	0.0105	mg/L	0.00068	6.45%
Sb 206.836†	58.7	0.0146	mg/L	0.00088	6.01%
Se 196.026†	4.4	0.0023	mg/L	0.00025	10.77%
Sn 189.927†	-147.1	-0.0047	mg/L	0.00010	2.11%
Ti 337.279†	8089.3	0.0098	mg/L	0.00011	1.08%
Tl 190.801†	-23.1	-0.0020	mg/L	0.00043	22.07%
V 292.402†	228.0	0.0013	mg/L	0.00009	6.86%
Zn 206.200†	4630.7	0.0580	mg/L	0.00024	0.41%
Ca 227.546†	20763.7	43.57	mg/L	0.021	0.05%
Sr 460.733†	298850.3	0.2340	mg/L	0.00015	0.06%

Sample conc. not calculated. Sample Prep. Vol. AND Initial Vol. required OR sample units incorrect.

==========

Sequence No.: 120
Sample ID: CCV
Analyst:
Initial Sample Wt:
Dilution:

Autosampler Location: 4
Date Collected: 11/29/2007 2:31:27 AM
Data Type: Original
Initial Sample Vol:
Sample Prep Vol:

Mean Data: CCV

Analyte	Mean Corrected Intensity	Calib Conc.	Calib Units	Std.Dev.	Sample Conc.	Sample Units	Std.Dev.	RSD
Y 371.029	8241943.5	0.9968	mg/L	0.00769				0.77%
Ag 328.068†	146311.4	0.4675	mg/L	0.00194	0.4675	mg/L	0.00194	0.41%
QC value within limits for Ag 328.068 Recovery = 93.49%								
Al 308.215†	403296.4	10.13	mg/L	0.058	10.13	mg/L	0.058	0.57%
QC value within limits for Al 308.215 Recovery = 101.34%								
As 188.979†	3840.9	1.005	mg/L	0.0103	1.005	mg/L	0.0103	1.02%
QC value within limits for As 188.979 Recovery = 100.52%								
B 249.772†	483526.0	2.468	mg/L	0.0296	2.468	mg/L	0.0296	1.20%
QC value within limits for B 249.772 Recovery = 98.73%								
Ba 233.527†	1947822.9	10.90	mg/L	0.064	10.90	mg/L	0.064	0.59%
QC value within limits for Ba 233.527 Recovery = 109.00%								
Be 313.107†	1538203.7	0.2668	mg/L	0.00137	0.2668	mg/L	0.00137	0.51%
QC value within limits for Be 313.107 Recovery = 106.71%								
Cd 226.502†	136163.1	0.5285	mg/L	0.00283	0.5285	mg/L	0.00283	0.54%
QC value within limits for Cd 226.502 Recovery = 105.70%								
Co 228.616†	190720.5	2.637	mg/L	0.0146	2.637	mg/L	0.0146	0.55%
QC value within limits for Co 228.616 Recovery = 105.47%								
Cr 267.716†	129578.4	0.5247	mg/L	0.00261	0.5247	mg/L	0.00261	0.50%
QC value within limits for Cr 267.716 Recovery = 104.94%								
Cu 324.752†	490886.1	1.264	mg/L	0.0089	1.264	mg/L	0.0089	0.70%
QC value within limits for Cu 324.752 Recovery = 101.12%								
Fe 238.863†	221124.3	5.313	mg/L	0.0308	5.313	mg/L	0.0308	0.58%
QC value within limits for Fe 238.863 Recovery = 106.26%								
K 404.721†	6221.4	20.71	mg/L	0.131	20.71	mg/L	0.131	0.63%
QC value less than the lower limit for K 404.721 Recovery = 82.83%								
Mg 279.077†	902650.5	27.00	mg/L	0.154	27.00	mg/L	0.154	0.57%
QC value within limits for Mg 279.077 Recovery = 108.01%								
Mn 257.610†	732934.9	0.8390	mg/L	0.00477	0.8390	mg/L	0.00477	0.57%
QC value greater than the upper limit for Mn 257.610 Recovery = 111.87%								
Mo 202.031†	67516.2	2.516	mg/L	0.0142	2.516	mg/L	0.0142	0.57%
QC value within limits for Mo 202.031 Recovery = 100.63%								
Ni 231.604†	190929.5	2.025	mg/L	0.0101	2.025	mg/L	0.0101	0.50%
QC value within limits for Ni 231.604 Recovery = 101.23%								
Na 330.237†	37708.3	24.23	mg/L	0.164	24.23	mg/L	0.164	0.68%
QC value within limits for Na 330.237 Recovery = 96.90%								
Pb 220.353†	7381.0	0.5163	mg/L	0.00470	0.5163	mg/L	0.00470	0.91%
QC value within limits for Pb 220.353 Recovery = 103.25%								
Sb 206.836†	19573.8	4.759	mg/L	0.0599	4.759	mg/L	0.0599	1.26%
QC value within limits for Sb 206.836 Recovery = 95.19%								
Se 196.026†	998.9	0.5048	mg/L	0.00551	0.5048	mg/L	0.00551	1.09%
QC value within limits for Se 196.026 Recovery = 100.97%								
Sn 189.927†	60472.4	4.767	mg/L	0.0257	4.767	mg/L	0.0257	0.54%
QC value within limits for Sn 189.927 Recovery = 95.34%								
Ti 337.279†	2089295.4	2.586	mg/L	0.0131	2.586	mg/L	0.0131	0.51%
QC value within limits for Ti 337.279 Recovery = 103.43%								
Tl 190.801†	4803.2	0.9945	mg/L	0.01096	0.9945	mg/L	0.01096	1.10%
QC value within limits for Tl 190.801 Recovery = 99.45%								
V 292.402†	478326.6	2.538	mg/L	0.0106	2.538	mg/L	0.0106	0.42%

QC value within limits for V 292.402 Recovery = 101.54%

Zn 206.200†	86611.3	1.085 mg/L	0.0055	1.085 mg/L	0.0055	0.50%

QC value within limits for Zn 206.200 Recovery = 108.46%

Ca 227.546†	12830.8	27.08 mg/L	0.333	27.08 mg/L	0.333	1.23%

QC value within limits for Ca 227.546 Recovery = 108.31%

Sr 460.733†	3147895.7	2.472 mg/L	0.0114	2.472 mg/L	0.0114	0.46%

QC value within limits for Sr 460.733 Recovery = 98.86%

QC Failed. Continue with analysis.

Sequence No.: 121
Sample ID: CCB
Analyst:
Initial Sample Wt:
Dilution:

Autosampler Location: 5
Date Collected: 11/29/2007 2:37:29 AM
Data Type: Original
Initial Sample Vol:
Sample Prep Vol:

Mean Data: CCB

Analyte	Mean Corrected Intensity	Calib Conc.	Calib Units	Std.Dev.	Sample Conc.	Sample Units	Std.Dev.	RSD
Y 371.029	8385384.0	1.014	mg/L	0.0093				0.92%
Ag 328.068†	233.1	0.0007	mg/L	0.00001	0.0007	mg/L	0.00001	0.77%
QC value within limits for Ag 328.068 Recovery = Not calculated								
Al 308.215†	-1816.5	-0.0457	mg/L	0.00154	-0.0457	mg/L	0.00154	3.37%
QC value within limits for Al 308.215 Recovery = Not calculated								
As 188.979†	-11.0	-0.0029	mg/L	0.00182	-0.0029	mg/L	0.00182	63.13%
QC value within limits for As 188.979 Recovery = Not calculated								
B 249.772†	4741.1	0.0244	mg/L	0.00381	0.0244	mg/L	0.00381	15.60%
QC value within limits for B 249.772 Recovery = Not calculated								
Ba 233.527†	754.9	0.0042	mg/L	0.00069	0.0042	mg/L	0.00069	16.36%
QC value within limits for Ba 233.527 Recovery = Not calculated								
Be 313.107†	-1.9	0.0000	mg/L	0.00007	0.0000	mg/L	0.00007	>999.9%
QC value within limits for Be 313.107 Recovery = Not calculated								
Cd 226.502†	-23.5	-0.0001	mg/L	0.00008	-0.0001	mg/L	0.00008	92.18%
QC value within limits for Cd 226.502 Recovery = Not calculated								
Co 228.616†	-5.0	-0.0001	mg/L	0.00016	-0.0001	mg/L	0.00016	233.89%
QC value within limits for Co 228.616 Recovery = Not calculated								
Cr 267.716†	42.6	0.0002	mg/L	0.00001	0.0002	mg/L	0.00001	6.89%
QC value within limits for Cr 267.716 Recovery = Not calculated								
Cu 324.752†	868.1	0.0022	mg/L	0.00075	0.0022	mg/L	0.00075	33.60%
QC value within limits for Cu 324.752 Recovery = Not calculated								
Fe 238.863†	-355.6	-0.0086	mg/L	0.00187	-0.0086	mg/L	0.00187	21.89%
QC value within limits for Fe 238.863 Recovery = Not calculated								
K 404.721†	-1127.4	-3.752	mg/L	0.3293	-3.752	mg/L	0.3293	8.78%
QC value less than the lower limit for K 404.721 Recovery = Not calculated								
Mg 279.077†	955.9	0.0286	mg/L	0.00120	0.0286	mg/L	0.00120	4.19%
QC value within limits for Mg 279.077 Recovery = Not calculated								
Mn 257.610†	636.9	0.0007	mg/L	0.00006	0.0007	mg/L	0.00006	8.46%
QC value within limits for Mn 257.610 Recovery = Not calculated								
Mo 202.031†	36.7	0.0014	mg/L	0.00020	0.0014	mg/L	0.00020	14.56%
QC value within limits for Mo 202.031 Recovery = Not calculated								
Ni 231.604†	94.8	0.0010	mg/L	0.00012	0.0010	mg/L	0.00012	11.78%
QC value within limits for Ni 231.604 Recovery = Not calculated								
Na 330.237†	-101.7	-0.0652	mg/L	0.01061	-0.0652	mg/L	0.01061	16.28%
QC value within limits for Na 330.237 Recovery = Not calculated								
Pb 220.353†	54.8	0.0038	mg/L	0.00042	0.0038	mg/L	0.00042	11.14%
QC value within limits for Pb 220.353 Recovery = Not calculated								
Sb 206.836†	34.8	0.0085	mg/L	0.00011	0.0085	mg/L	0.00011	1.32%
QC value within limits for Sb 206.836 Recovery = Not calculated								
Se 196.026†	-0.9	-0.0005	mg/L	0.00020	-0.0005	mg/L	0.00020	43.68%
QC value within limits for Se 196.026 Recovery = Not calculated								
Sn 189.927†	74.7	0.0059	mg/L	0.00094	0.0059	mg/L	0.00094	16.06%
QC value within limits for Sn 189.927 Recovery = Not calculated								
Ti 337.279†	589.4	0.0007	mg/L	0.00031	0.0007	mg/L	0.00031	43.02%
QC value within limits for Ti 337.279 Recovery = Not calculated								
Tl 190.801†	7.2	0.0015	mg/L	0.00041	0.0015	mg/L	0.00041	27.57%
QC value within limits for Tl 190.801 Recovery = Not calculated								
V 292.402†	28.6	0.0002	mg/L	0.00027	0.0002	mg/L	0.00027	177.45%
QC value within limits for V 292.402 Recovery = Not calculated								
Zn 206.200†	-75.3	-0.0009	mg/L	0.00010	-0.0009	mg/L	0.00010	10.17%
QC value within limits for Zn 206.200 Recovery = Not calculated								
Ca 227.546†	-7.7	-0.0165	mg/L	0.00169	-0.0165	mg/L	0.00169	10.20%

QC value within limits for Ca 227.546 Recovery = Not calculated
Sr 460.733† 2232.9 0.0018 mg/L 0.00040 0.0018 mg/L 0.00040 22.90%
QC value within limits for Sr 460.733 Recovery = Not calculated
QC Failed. Continue with analysis.

==========

Sequence No.: 122
Sample ID: MRL
Analyst:
Initial Sample Wt:
Dilution:

Autosampler Location: 6
Date Collected: 11/29/2007 2:43:15 AM
Data Type: Original
Initial Sample Vol:
Sample Prep Vol:

Mean Data: MRL

Analyte	Mean Corrected Intensity	Calib Conc.	Calib Units	Std.Dev.	Sample Conc.	Sample Units	Std.Dev.	RSD
Y 371.029	8310820.4	1.005	mg/L	0.0078				0.78%
Ag 328.068†	2967.1	0.0095	mg/L	0.00041	0.0095	mg/L	0.00041	4.30%
QC value within limits for Ag 328.068 Recovery = 94.82%								
Al 308.215†	6302.0	0.1583	mg/L	0.00158	0.1583	mg/L	0.00158	1.00%
QC value less than the lower limit for Al 308.215 Recovery = 79.14%								
As 188.979†	65.8	0.0172	mg/L	0.00170	0.0172	mg/L	0.00170	9.85%
QC value within limits for As 188.979 Recovery = 86.12%								
B 249.772†	40951.5	0.2101	mg/L	0.00281	0.2101	mg/L	0.00281	1.34%
QC value within limits for B 249.772 Recovery = 105.07%								
Ba 233.527†	43068.0	0.2410	mg/L	0.00197	0.2410	mg/L	0.00197	0.82%
QC value greater than the upper limit for Ba 233.527 Recovery = 120.51%								
Be 313.107†	30703.8	0.0053	mg/L	0.00001	0.0053	mg/L	0.00001	0.18%
QC value within limits for Be 313.107 Recovery = 106.51%								
Cd 226.502†	2722.1	0.0106	mg/L	0.00011	0.0106	mg/L	0.00011	1.08%
QC value within limits for Cd 226.502 Recovery = 105.65%								
Co 228.616†	3963.1	0.0548	mg/L	0.00030	0.0548	mg/L	0.00030	0.54%
QC value within limits for Co 228.616 Recovery = 109.58%								
Cr 267.716†	2679.2	0.0109	mg/L	0.00003	0.0109	mg/L	0.00003	0.26%
QC value within limits for Cr 267.716 Recovery = 108.52%								
Cu 324.752†	9842.3	0.0253	mg/L	0.00013	0.0253	mg/L	0.00013	0.51%
QC value within limits for Cu 324.752 Recovery = 101.37%								
Fe 238.863†	4480.0	0.1075	mg/L	0.00071	0.1075	mg/L	0.00071	0.66%
QC value within limits for Fe 238.863 Recovery = 107.51%								
K 404.721†	-1027.5	-3.420	mg/L	0.3170	-3.420	mg/L	0.3170	9.27%
QC value less than the lower limit for K 404.721 Recovery = -341.98%								
Mg 279.077†	38704.6	1.158	mg/L	0.0025	1.158	mg/L	0.0025	0.22%
QC value within limits for Mg 279.077 Recovery = 115.77%								
Mn 257.610†	16569.7	0.0190	mg/L	0.00020	0.0190	mg/L	0.00020	1.07%
QC value greater than the upper limit for Mn 257.610 Recovery = 126.39%								
Mo 202.031†	711.0	0.0265	mg/L	0.00035	0.0265	mg/L	0.00035	1.34%
QC value within limits for Mo 202.031 Recovery = 105.96%								
Ni 231.604†	4075.4	0.0432	mg/L	0.00006	0.0432	mg/L	0.00006	0.13%
QC value within limits for Ni 231.604 Recovery = 108.03%								
Na 330.237†	1126.4	0.7240	mg/L	0.00629	0.7240	mg/L	0.00629	0.87%
QC value less than the lower limit for Na 330.237 Recovery = 72.40%								
Pb 220.353†	209.4	0.0146	mg/L	0.00016	0.0146	mg/L	0.00016	1.08%
QC value greater than the upper limit for Pb 220.353 Recovery = 146.25%								
Sb 206.836†	252.4	0.0614	mg/L	0.00017	0.0614	mg/L	0.00017	0.28%
QC value within limits for Sb 206.836 Recovery = 102.29%								
Se 196.026†	18.7	0.0094	mg/L	0.00117	0.0094	mg/L	0.00117	12.36%
QC value within limits for Se 196.026 Recovery = 94.35%								
Sn 189.927†	6295.3	0.4960	mg/L	0.00519	0.4960	mg/L	0.00519	1.05%
QC value within limits for Sn 189.927 Recovery = 99.20%								
Ti 337.279†	43608.1	0.0540	mg/L	0.00040	0.0540	mg/L	0.00040	0.74%
QC value within limits for Ti 337.279 Recovery = 107.94%								
Tl 190.801†	107.8	0.0224	mg/L	0.00019	0.0224	mg/L	0.00019	0.87%
QC value within limits for Tl 190.801 Recovery = 111.83%								
V 292.402†	9693.5	0.0514	mg/L	0.00015	0.0514	mg/L	0.00015	0.29%
QC value within limits for V 292.402 Recovery = 102.89%								
Zn 206.200†	1723.8	0.0216	mg/L	0.00010	0.0216	mg/L	0.00010	0.48%
QC value within limits for Zn 206.200 Recovery = 107.88%								
Ca 227.546†	482.7	1.016	mg/L	0.0271	1.016	mg/L	0.0271	2.67%
QC value within limits for Ca 227.546 Recovery = 101.55%								
Sr 460.733†	99646.4	0.0782	mg/L	0.00017	0.0782	mg/L	0.00017	0.21%
QC value less than the lower limit for Sr 460.733 Recovery = 78.23%								

QC Failed. Continue with analysis.

50-190!

Sequence No.: 123
Sample ID: ICSA
Analyst:
Initial Sample Wt:
Dilution:

Autosampler Location: 7
Date Collected: 11/29/2007 2:48:57 AM
Data Type: Original
Initial Sample Vol:
Sample Prep Vol:

Mean Data: ICSA

Analyte	Mean Corrected Intensity	Calib Conc.	Calib Units	Std.Dev.	Sample Conc.	Sample Units	Std.Dev.	RSD
Y 371.029	7644718.6	0.9246	mg/L	0.00172				0.19%
Ag 328.068†	-4653.2	0.0006	mg/L	0.00017	0.0006	mg/L	0.00017	25.93%
QC value within limits for Ag 328.068 Recovery = Not calculated								
Al 308.215†	10309227.7	259.1	mg/L	1.06	259.1	mg/L	1.06	0.41%
QC value within limits for Al 308.215 Recovery = 103.64%								
As 188.979†	-50.7	-0.0003	mg/L	0.00235	-0.0003	mg/L	0.00235	898.95%
QC value within limits for As 188.979 Recovery = Not calculated								
B 249.772†	55383.4	-0.0318	mg/L	0.00067	-0.0318	mg/L	0.00067	2.09%
Ba 233.527†	604.3	0.0005	mg/L	0.00005	0.0005	mg/L	0.00005	12.00%
Be 313.107†	-2203.1	-0.0001	mg/L	0.00001	-0.0001	mg/L	0.00001	12.99%
QC value within limits for Be 313.107 Recovery = Not calculated								
Cd 226.502†	2396.0	0.0009	mg/L	0.00002	0.0009	mg/L	0.00002	2.20%
QC value within limits for Cd 226.502 Recovery = Not calculated								
Co 228.616†	173.3	-0.0012	mg/L	0.00003	-0.0012	mg/L	0.00003	2.28%
Cr 267.716†	-1190.4	-0.0024	mg/L	0.00006	-0.0024	mg/L	0.00006	2.50%
QC value within limits for Cr 267.716 Recovery = Not calculated								
Cu 324.752†	-5073.9	-0.0024	mg/L	0.00035	-0.0024	mg/L	0.00035	14.62%
Fe 238.863†	4063896.6	97.69	mg/L	1.128	97.69	mg/L	1.128	1.15%
QC value within limits for Fe 238.863 Recovery = 97.69%								
K 404.721†	-803.4	-2.674	mg/L	0.1789	-2.674	mg/L	0.1789	6.69%
Mg 279.077†	8824411.3	264.0	mg/L	1.06	264.0	mg/L	1.06	0.40%
QC value within limits for Mg 279.077 Recovery = 105.61%								
Mn 257.610†	4338.8	0.0022	mg/L	0.00006	0.0022	mg/L	0.00006	2.74%
QC value within limits for Mn 257.610 Recovery = Not calculated								
Mo 202.031†	-167.4	-0.0002	mg/L	0.00023	-0.0002	mg/L	0.00023	115.70%
Ni 231.604†	131.6	0.0008	mg/L	0.00009	0.0008	mg/L	0.00009	10.42%
Na 330.237†	-1629.5	-0.3856	mg/L	0.00189	-0.3856	mg/L	0.00189	0.49%
Pb 220.353†	-488.8	0.0080	mg/L	0.00046	0.0080	mg/L	0.00046	5.73%
QC value within limits for Pb 220.353 Recovery = Not calculated								
Sb 206.836†	-94.8	0.0008	mg/L	0.00078	0.0008	mg/L	0.00078	104.09%
Se 196.026†	-65.0	-0.0062	mg/L	0.00406	-0.0062	mg/L	0.00406	65.75%
QC value within limits for Se 196.026 Recovery = Not calculated								
Sn 189.927†	-286.2	0.0161	mg/L	0.00032	0.0161	mg/L	0.00032	2.00%
Ti 337.279†	760.7	-0.0013	mg/L	0.00002	-0.0013	mg/L	0.00002	1.97%
Tl 190.801†	-79.4	-0.0016	mg/L	0.00338	-0.0016	mg/L	0.00338	209.51%
QC value within limits for Tl 190.801 Recovery = Not calculated								
V 292.402†	-1684.3	0.0017	mg/L	0.00024	0.0017	mg/L	0.00024	14.25%
Zn 206.200†	1120.4	0.0022	mg/L	0.00009	0.0022	mg/L	0.00009	4.08%
Ca 227.546†	135602.3	287.5	mg/L	3.19	287.5	mg/L	3.19	1.11%
QC value within limits for Ca 227.546 Recovery = 115.00%								
Sr 460.733†	8677.3	0.0024	mg/L	0.00054	0.0024	mg/L	0.00054	22.96%

All analyte(s) passed QC.

Sequence No.: 124
Sample ID: ICSAB
Analyst:
Initial Sample Wt:
Dilution:

Autosampler Location: 8
Date Collected: 11/29/2007 2:54:50 AM
Data Type: Original
Initial Sample Vol:
Sample Prep Vol:

Mean Data: ICSAB

Analyte	Mean Corrected Intensity	Calib Conc.	Calib Units	Std.Dev.	Sample Conc.	Sample Units	Std.Dev.	RSD
Y 371.029	7701367.9	0.9315	mg/L	0.01567				1.68%
Ag 328.068†	51922.7	0.1808	mg/L	0.00321	0.1808	mg/L	0.00321	1.77%
QC value within limits for Ag 328.068 Recovery = 90.41%								
Al 308.215†	10090710.8	253.6	mg/L	5.09	253.6	mg/L	5.09	2.01%
QC value within limits for Al 308.215 Recovery = 101.44%								
As 188.979†	324.3	0.0978	mg/L	0.00201	0.0978	mg/L	0.00201	2.05%

QC value within limits for As 188.979 Recovery = 97.76%

B 249.772†	53251.3	-0.0378 mg/L	0.00121	-0.0378 mg/L	0.00121	3.21%
Ba 233.527†	99756.2	0.5554 mg/L	0.01178	0.5554 mg/L	0.01178	2.12%

QC value within limits for Ba 233.527 Recovery = 111.07%

Be 313.107†	3078081.5	0.5341 mg/L	0.01115	0.5341 mg/L	0.01115	2.09%

QC value within limits for Be 313.107 Recovery = 106.83%

Cd 226.502†	256964.8	0.9899 mg/L	0.01951	0.9899 mg/L	0.01951	1.97%

QC value within limits for Cd 226.502 Recovery = 98.99%

Co 228.616†	34843.7	0.4782 mg/L	0.01002	0.4782 mg/L	0.01002	2.10%

QC value within limits for Co 228.616 Recovery = 95.64%

Cr 267.716†	126976.5	0.5163 mg/L	0.01097	0.5163 mg/L	0.01097	2.13%

QC value within limits for Cr 267.716 Recovery = 103.26%

Cu 324.752†	196172.7	0.5154 mg/L	0.01330	0.5154 mg/L	0.01330	2.58%

QC value within limits for Cu 324.752 Recovery = 103.09%

Fe 238.863†	4002217.8	96.21 mg/L	1.895	96.21 mg/L	1.895	1.97%

QC value within limits for Fe 238.863 Recovery = 96.21%

K 404.721†	-783.2	-2.607 mg/L	0.0399	-2.607 mg/L	0.0399	1.53%
Mg 279.077†	8638249.7	258.5 mg/L	5.42	258.5 mg/L	5.42	2.10%

QC value within limits for Mg 279.077 Recovery = 103.38%

Mn 257.610†	479210.5	0.5461 mg/L	0.01118	0.5461 mg/L	0.01118	2.05%

QC value within limits for Mn 257.610 Recovery = 109.23%

Mo 202.031†	-166.7	-0.0003 mg/L	0.00018	-0.0003 mg/L	0.00018	59.97%
Ni 231.604†	87729.2	0.9297 mg/L	0.01883	0.9297 mg/L	0.01883	2.02%

QC value within limits for Ni 231.604 Recovery = 92.97%

Na 330.237†	-306.8	0.4546 mg/L	0.08180	0.4546 mg/L	0.08180	17.99%
Pb 220.353†	245.4	0.0583 mg/L	0.00021	0.0583 mg/L	0.00021	0.36%

QC value within limits for Pb 220.353 Recovery = 116.67%

Sb 206.836†	2279.4	0.5774 mg/L	0.01117	0.5774 mg/L	0.01117	1.93%

QC value within limits for Sb 206.836 Recovery = 96.24%

Se 196.026†	44.2	0.0485 mg/L	0.00433	0.0485 mg/L	0.00433	8.93%

QC value within limits for Se 196.026 Recovery = 96.96%

Sn 189.927†	-306.0	0.0142 mg/L	0.00069	0.0142 mg/L	0.00069	4.88%
Ti 337.279†	593.7	-0.0014 mg/L	0.00013	-0.0014 mg/L	0.00013	8.75%
Tl 190.801†	415.7	0.1006 mg/L	0.00402	0.1006 mg/L	0.00402	4.00%

QC value within limits for Tl 190.801 Recovery = 100.56%

V 292.402†	92519.2	0.5013 mg/L	0.00888	0.5013 mg/L	0.00888	1.77%

QC value within limits for V 292.402 Recovery = 100.26%

Zn 206.200†	82039.3	1.017 mg/L	0.0227	1.017 mg/L	0.0227	2.23%

QC value within limits for Zn 206.200 Recovery = 101.66%

Ca 227.546†	133883.2	283.9 mg/L	5.87	283.9 mg/L	5.87	2.07%

QC value within limits for Ca 227.546 Recovery = 113.54%

Sr 460.733†	8060.4	0.0019 mg/L	0.00003	0.0019 mg/L	0.00003	1.71%

All analyte(s) passed QC.

Sequence No.: 125
Sample ID: CCV
Analyst:
Initial Sample Wt:
Dilution:

Autosampler Location: 4
Date Collected: 11/29/2007 3:00:50 AM
Data Type: Original
Initial Sample Vol:
Sample Prep Vol:

Mean Data: CCV

Analyte	Mean Corrected Intensity	Calib Conc.	Calib Units	Std.Dev.	Sample Conc.	Sample Units	Std.Dev.	RSD
Y 371.029	8027613.1	0.9709	mg/L	0.03068				3.16%
Ag 328.068†	146561.9	0.4683	mg/L	0.00480	0.4683	mg/L	0.00480	1.02%

QC value within limits for Ag 328.068 Recovery = 93.66%

Al 308.215†	412975.5	10.38 mg/L	0.277	10.38 mg/L	0.277	2.67%

QC value within limits for Al 308.215 Recovery = 103.77%

As 188.979†	3972.7	1.040 mg/L	0.0299	1.040 mg/L	0.0299	2.88%

QC value within limits for As 188.979 Recovery = 103.97%

B 249.772†	484712.1	2.474 mg/L	0.0088	2.474 mg/L	0.0088	0.36%

QC value within limits for B 249.772 Recovery = 98.96%

Ba 233.527†	2032175.3	11.37 mg/L	0.402	11.37 mg/L	0.402	3.53%

QC value greater than the upper limit for Ba 233.527 Recovery = 113.72%

Be 313.107†	1599163.2	0.2774 mg/L	0.00988	0.2774 mg/L	0.00988	3.56%

QC value greater than the upper limit for Be 313.107 Recovery = 110.94%

Cd 226.502†	137953.3	0.5354 mg/L	0.00631	0.5354 mg/L	0.00631	1.18%

QC value within limits for Cd 226.502 Recovery = 107.08%

Co 228.616†	192504.8	2.661 mg/L	0.0331	2.661 mg/L	0.0331	1.24%

QC value within limits for Co 228.616 Recovery = 106.45%

Cr 267.716†	131382.4	0.5320 mg/L	0.00614	0.5320 mg/L	0.00614	1.15%
QC value within limits for Cr 267.716 Recovery = 106.40%						
Cu 324.752†	491606.4	1.266 mg/L	0.0121	1.266 mg/L	0.0121	0.96%
QC value within limits for Cu 324.752 Recovery = 101.27%						
Fe 238.863†	226016.4	5.430 mg/L	0.1311	5.430 mg/L	0.1311	2.41%
QC value within limits for Fe 238.863 Recovery = 108.61%						
K 404.721†	6349.3	21.13 mg/L	0.166	21.13 mg/L	0.166	0.79%
QC value less than the lower limit for K 404.721 Recovery = 84.53%						
Mg 279.077†	942660.7	28.20 mg/L	1.086	28.20 mg/L	1.086	3.85%
QC value greater than the upper limit for Mg 279.077 Recovery = 112.79%						
Mn 257.610†	740584.9	0.8478 mg/L	0.01054	0.8478 mg/L	0.01054	1.24%
QC value greater than the upper limit for Mn 257.610 Recovery = 113.04%						
Mo 202.031†	68309.6	2.545 mg/L	0.0278	2.545 mg/L	0.0278	1.09%
QC value within limits for Mo 202.031 Recovery = 101.81%						
Ni 231.604†	191238.5	2.028 mg/L	0.0201	2.028 mg/L	0.0201	0.99%
QC value within limits for Ni 231.604 Recovery = 101.39%						
Na 330.237†	38014.7	24.42 mg/L	0.351	24.42 mg/L	0.351	1.44%
QC value within limits for Na 330.237 Recovery = 97.69%						
Pb 220.353†	7590.8	0.5309 mg/L	0.01499	0.5309 mg/L	0.01499	2.82%
QC value within limits for Pb 220.353 Recovery = 106.19%						
Sb 206.836†	20006.7	4.865 mg/L	0.1392	4.865 mg/L	0.1392	2.86%
QC value within limits for Sb 206.836 Recovery = 97.30%						
Se 196.026†	1030.8	0.5210 mg/L	0.01423	0.5210 mg/L	0.01423	2.73%
QC value within limits for Se 196.026 Recovery = 104.19%						
Sn 189.927†	60006.6	4.731 mg/L	0.0447	4.731 mg/L	0.0447	0.94%
QC value within limits for Sn 189.927 Recovery = 94.61%						
Ti 337.279†	2172699.0	2.689 mg/L	0.0990	2.689 mg/L	0.0990	3.68%
QC value within limits for Ti 337.279 Recovery = 107.56%						
Tl 190.801†	4929.3	1.021 mg/L	0.0308	1.021 mg/L	0.0308	3.02%
QC value within limits for Tl 190.801 Recovery = 102.06%						
V 292.402†	479883.9	2.547 mg/L	0.0294	2.547 mg/L	0.0294	1.16%
QC value within limits for V 292.402 Recovery = 101.87%						
Zn 206.200†	88214.4	1.105 mg/L	0.0123	1.105 mg/L	0.0123	1.11%
QC value greater than the upper limit for Zn 206.200 Recovery = 110.47% 110% OK						
Ca 227.546†	13296.1	28.06 mg/L	0.943	28.06 mg/L	0.943	3.36%
QC value greater than the upper limit for Ca 227.546 Recovery = 112.22%						
Sr 460.733†	3237735.3	2.542 mg/L	0.0835	2.542 mg/L	0.0835	3.29%
QC value within limits for Sr 460.733 Recovery = 101.68%						

QC Failed. Continue with analysis.

Sequence No.: 126
Sample ID: CCB
Analyst:
Initial Sample Wt:
Dilution:

Autosampler Location: 5
Date Collected: 11/29/2007 3:06:42 AM
Data Type: Original
Initial Sample Vol:
Sample Prep Vol:

Mean Data: CCB

Analyte	Mean Corrected Intensity	Calib Conc.	Calib Units	Std.Dev.	Sample Conc.	Sample Units	Std.Dev.	RSD
Y 371.029	8407019.2	1.017	mg/L	0.0086				0.84%
Ag 328.068†	202.6	0.0006	mg/L	0.00014	0.0006	mg/L	0.00014	21.08%
QC value within limits for Ag 328.068 Recovery = Not calculated								
Al 308.215†	-1934.3	-0.0486	mg/L	0.00077	-0.0486	mg/L	0.00077	1.59%
QC value within limits for Al 308.215 Recovery = Not calculated								
As 188.979†	-8.3	-0.0022	mg/L	0.00041	-0.0022	mg/L	0.00041	18.80%
QC value within limits for As 188.979 Recovery = Not calculated								
B 249.772†	4617.9	0.0238	mg/L	0.00379	0.0238	mg/L	0.00379	15.93%
QC value within limits for B 249.772 Recovery = Not calculated								
Ba 233.527†	735.9	0.0041	mg/L	0.00059	0.0041	mg/L	0.00059	14.31%
QC value within limits for Ba 233.527 Recovery = Not calculated								
Be 313.107†	0.8	0.0000	mg/L	0.00005	0.0000	mg/L	0.00005	>999.9%
QC value within limits for Be 313.107 Recovery = Not calculated								
Cd 226.502†	-22.4	-0.0001	mg/L	0.00009	-0.0001	mg/L	0.00009	105.79%
QC value within limits for Cd 226.502 Recovery = Not calculated								
Co 228.616†	-3.5	0.0000	mg/L	0.00002	0.0000	mg/L	0.00002	44.88%
QC value within limits for Co 228.616 Recovery = Not calculated								
Cr 267.716†	6.8	0.0000	mg/L	0.00008	0.0000	mg/L	0.00008	295.86%
QC value within limits for Cr 267.716 Recovery = Not calculated								
Cu 324.752†	1045.1	0.0027	mg/L	0.00061	0.0027	mg/L	0.00061	22.74%
QC value within limits for Cu 324.752 Recovery = Not calculated								

Fe 238.863†	-268.6	-0.0065 mg/L	0.00210	-0.0065 mg/L	0.00210	32.56%
QC value within limits for Fe 238.863 Recovery = Not calculated						
K 404.721†	-1189.5	-3.959 mg/L	0.0195	-3.959 mg/L	0.0195	0.49%
QC value less than the lower limit for K 404.721 Recovery = Not calculated						
Mg 279.077†	1111.4	0.0332 mg/L	0.00808	0.0332 mg/L	0.00808	24.31%
QC value within limits for Mg 279.077 Recovery = Not calculated						
Mn 257.610†	540.3	0.0006 mg/L	0.00008	0.0006 mg/L	0.00008	12.31%
QC value within limits for Mn 257.610 Recovery = Not calculated						
Mo 202.031†	28.9	0.0011 mg/L	0.00012	0.0011 mg/L	0.00012	11.53%
QC value within limits for Mo 202.031 Recovery = Not calculated						
Ni 231.604†	83.0	0.0009 mg/L	0.00012	0.0009 mg/L	0.00012	13.95%
QC value within limits for Ni 231.604 Recovery = Not calculated						
Na 330.237†	-214.6	-0.1375 mg/L	0.06798	-0.1375 mg/L	0.06798	49.44%
QC value within limits for Na 330.237 Recovery = Not calculated						
Pb 220.353†	49.0	0.0034 mg/L	0.00023	0.0034 mg/L	0.00023	6.68%
QC value within limits for Pb 220.353 Recovery = Not calculated						
Sb 206.836†	32.2	0.0078 mg/L	0.00216	0.0078 mg/L	0.00216	27.56%
QC value within limits for Sb 206.836 Recovery = Not calculated						
Se 196.026†	1.1	0.0005 mg/L	0.00093	0.0005 mg/L	0.00093	172.55%
QC value within limits for Se 196.026 Recovery = Not calculated						
Sn 189.927†	65.9	0.0052 mg/L	0.00121	0.0052 mg/L	0.00121	23.36%
QC value within limits for Sn 189.927 Recovery = Not calculated						
Ti 337.279†	485.0	0.0006 mg/L	0.00024	0.0006 mg/L	0.00024	39.51%
QC value within limits for Ti 337.279 Recovery = Not calculated						
Tl 190.801†	9.1	0.0019 mg/L	0.00028	0.0019 mg/L	0.00028	14.98%
QC value within limits for Tl 190.801 Recovery = Not calculated						
V 292.402†	50.4	0.0003 mg/L	0.00005	0.0003 mg/L	0.00005	18.42%
QC value within limits for V 292.402 Recovery = Not calculated						
Zn 206.200†	-65.7	-0.0008 mg/L	0.00016	-0.0008 mg/L	0.00016	19.72%
QC value within limits for Zn 206.200 Recovery = Not calculated						
Ca 227.546†	-1.9	-0.0043 mg/L	0.00795	-0.0043 mg/L	0.00795	184.93%
QC value within limits for Ca 227.546 Recovery = Not calculated						
Sr 460.733†	1746.8	0.0014 mg/L	0.00024	0.0014 mg/L	0.00024	17.55%
QC value within limits for Sr 460.733 Recovery = Not calculated						

QC Failed. Continue with analysis.

Sequence No.: 127
Sample ID: Sample112
Analyst:
Initial Sample Wt:
Dilution:

Autosampler Location: 112
Date Collected: 11/29/2007 3:12:26 AM
Data Type: Original
Initial Sample Vol:
Sample Prep Vol:

Mean Data: Sample112

Analyte	Mean Corrected Intensity	Calib Conc.	Calib Units	Std.Dev.	Sample Conc.	Sample Units	Std.Dev.	RSD
Y 371.029	8116621.2	0.9817	mg/L	0.02598				2.65%
Ag 328.068†	104.8	0.0003	mg/L	0.00016	0.0003	mg/L	0.00016	48.52%
Al 308.215†	-1877.4	-0.0472	mg/L	0.00275	-0.0472	mg/L	0.00275	5.82%
As 188.979†	-10.9	-0.0028	mg/L	0.00169	-0.0028	mg/L	0.00169	59.53%
B 249.772†	1958.3	0.0101	mg/L	0.00161	0.0101	mg/L	0.00161	15.95%
Ba 233.527†	393.0	0.0022	mg/L	0.00001	0.0022	mg/L	0.00001	0.24%
Be 313.107†	-813.6	-0.0001	mg/L	0.00008	-0.0001	mg/L	0.00008	59.10%
Cd 226.502†	-34.1	-0.0001	mg/L	0.00009	-0.0001	mg/L	0.00009	65.33%
Co 228.616†	-35.4	-0.0005	mg/L	0.00008	-0.0005	mg/L	0.00008	15.44%
Cr 267.716†	49.5	0.0002	mg/L	0.00009	0.0002	mg/L	0.00009	45.92%
Cu 324.752†	18.7	0.0000	mg/L	0.00042	0.0000	mg/L	0.00042	871.18%
Fe 238.863†	174.9	0.0042	mg/L	0.01035	0.0042	mg/L	0.01035	245.91%
K 404.721†	-1285.5	-4.279	mg/L	0.1099	-4.279	mg/L	0.1099	2.57%
Mg 279.077†	215.6	0.0065	mg/L	0.00065	0.0065	mg/L	0.00065	10.09%
Mn 257.610†	380.2	0.0004	mg/L	0.00006	0.0004	mg/L	0.00006	14.60%
Mo 202.031†	8.7	0.0003	mg/L	0.00029	0.0003	mg/L	0.00029	91.60%
Ni 231.604†	56.1	0.0006	mg/L	0.00015	0.0006	mg/L	0.00015	25.66%
Na 330.237†	-56.6	-0.0362	mg/L	0.13327	-0.0362	mg/L	0.13327	368.06%
Pb 220.353†	46.2	0.0032	mg/L	0.00027	0.0032	mg/L	0.00027	8.39%
Sb 206.836†	13.8	0.0034	mg/L	0.00088	0.0034	mg/L	0.00088	26.25%
Se 196.026†	-0.9	-0.0005	mg/L	0.00249	-0.0005	mg/L	0.00249	544.85%
Sn 189.927†	20.9	0.0017	mg/L	0.00073	0.0017	mg/L	0.00073	44.41%
Ti 337.279†	202.8	0.0003	mg/L	0.00013	0.0003	mg/L	0.00013	51.93%
Tl 190.801†	3.0	0.0006	mg/L	0.00015	0.0006	mg/L	0.00015	23.29%
V 292.402†	6.5	0.0000	mg/L	0.00004	0.0000	mg/L	0.00004	111.29%

Zn 206.200†	100.7	0.0013 mg/L	0.00010	0.0013 mg/L	0.00010	7.60%
Ca 227.546†	12.8	0.0270 mg/L	0.07363	0.0270 mg/L	0.07363	272.98%
Sr 460.733†	1396.7	0.0011 mg/L	0.00004	0.0011 mg/L	0.00004	3.99%

Metals Cover Page

Analyst: DBond **Date:** 12/8/07 **Instrument:** Opt 3

Data File: 3dec08 **Reviewed By:** SD 12/8/07 **Entered By:** SD 12/9/07

Approval: CK 12/10/07

Starlims Run #	Analytes Used	Batch ID	Method	Failed Analytes	Comments/ Problems
154190	Ba Ca K Mn Na Zn	M4360047	~~200.7R~~ 6010		
154191	K Na	M4360036	6010		

Package Data:

Client Sub#	Package	Analytes Used	Failed Metals	Batch ID	Stds Attached?	Tranferred To LIMS	Raw Data Copied?
840971	5 / ASP	BaCaKMnNaZn		M4360047	Yes / No	MARRS / Run above	Yes / No
to idl	5 / ASP				Yes / No	MARRS / Run above	Yes / No
	5 / ASP				Yes / No	MARRS / Run above	Yes / No
	5 / ASP				Yes / No	MARRS / Run above	Yes / No
	5 / ASP				Yes / No	MARRS / Run above	Yes / No
	5 / ASP				Yes / No	MARRS / Run above	Yes / No
	5 / ASP				Yes / No	MARRS / Run above	Yes / No
	5 / ASP				Yes / No	MARRS / Run above	Yes / No

Mean Data

ID: Calib Blank 1 Seq. No.: 1 A/S Pos: 1

Sample Qty: g Prep. Vol.: Dilution: : Date: 2007/12/08 08:32:12

Analyte	Corr. Intensity	Conc (Calib)	Std. Dev.	Calib Units	Conc (Sample)	Std. Dev.	Sample Units	RSD
Y 371.029	123,756.2	[0.00]	820.24	mg/L				0.66 %
Al 308.215	20.9	[0.00]	0.61	mg/L				2.93 %
B 249.772	3.6	[0.00]	2.67	mg/L				73.41 %
Ba 233.527	-2.2	[0.00]	1.61	mg/L				74.85 %
Fe 259.939	-26.5	[0.00]	3.20	mg/L				12.09 %
K 766.490	2,124.4	[0.00]	74.28	mg/L				3.50 %
Mg 279.077	-31.5	[0.00]	1.14	mg/L				3.63 %
Mn 257.610	-68.6	[0.00]	2.70	mg/L				3.93 %
Na 589.592	3,048.1	[0.00]	42.26	mg/L				1.39 %
Sn 189.927	-0.4	[0.00]	0.92	mg/L				241.38 %
Zn 206.200	-2.9	[0.00]	0.61	mg/L				20.95 %
Ca 317.933	221.0	[0.00]	0.31	mg/L				0.14 %
Sr 421.552	2,184.4	[0.00]	32.88	mg/L				1.51 %

Mean Data

ID: Calib Std 1 Seq. No.: 2 A/S Pos: 154

Sample Qty: g Prep. Vol.: Dilution: : Date: 2007/12/08 08:37:59

Analyte	Corr. Intensity	Conc (Calib)	Std. Dev.	Calib Units	Conc (Sample)	Std. Dev.	Sample Units	RSD
Y 371.029	122,853.4	0.9927	699.49	mg/L				0.57 %
B 249.772	65.6	[0.2000]	0.57	mg/L				0.87 %
Fe 259.939	24.9	[0.1000]	1.79	mg/L				7.20 %
Sn 189.927	8.2	[0.5000]	1.39	mg/L				16.95 %
Zn 206.200	0.7	[0.0200]	0.95	mg/L				142.97 %
Sr 421.552	44,362.5	[0.1000]	213.69	mg/L				0.48 %

Mean Data

ID: Calib Std 2 Seq. No.: 3 A/S Pos: 155

Sample Qty: g Prep. Vol.: Dilution: : Date: 2007/12/08 08:43:50

Analyte	Corr. Intensity	Conc (Calib)	Std. Dev.	Calib Units	Conc (Sample)	Std. Dev.	Sample Units	RSD
Y 371.029	121,868.0	0.9847	31.05	mg/L				0.03 %
Al 308.215	9.3	[0.1000]	1.50	mg/L				16.18 %
Ba 233.527	4.4	[0.0200]	0.94	mg/L				21.22 %
K 766.490	6,179.1	[2.0000]	64.95	mg/L				1.05 %
Mg 279.077	31.7	[0.5000]	2.41	mg/L				7.60 %
Mn 257.610	10.2	[0.0100]	0.12	mg/L				1.19 %
Na 589.592	5,205.4	[0.5000]	49.07	mg/L				0.94 %
Ca 317.933	865.7	[0.5000]	31.76	mg/L				3.67 %

Mean Data

ID: Calib Std 3 Seq. No.: 4 A/S Pos: 156

Sample Qty: g Prep. Vol.: Dilution: : Date: 2007/12/08 08:49:47

Analyte	Corr. Intensity	Conc (Calib)	Std. Dev.	Calib Units	Conc (Sample)	Std. Dev.	Sample Units	RSD
Y 371.029	119,141.9	0.9627	2,423.62	mg/L				2.03 %
Al 308.215	535.5	[4.0000]	10.13	mg/L				1.89 %
B 249.772	335.3	[1.0000]	8.17	mg/L				2.44 %
Ba 233.527	898.2	[4.0000]	21.96	mg/L				2.45 %
Fe 259.939	484.2	[2.0000]	11.19	mg/L				2.31 %
K 766.490	62,071.5	[20.000]	1,660.45	mg/L				2.68 %
Mg 279.077	1,360.8	[20.000]	32.02	mg/L				2.35 %
Mn 257.610	380.1	[0.3000]	8.77	mg/L				2.31 %
Na 589.592	207,619.5	[20.000]	6,098.87	mg/L				2.94 %
Sn 189.927	35.1	[2.0000]	2.40	mg/L				6.85 %
Zn 206.200	39.6	[0.4000]	0.42	mg/L				1.07 %

Ca 317.933	35,751.7	[20.000]	239.60	mg/L					0.67 %
Sr 421.552	442,621.5	[1.0000]	13,212.41	mg/L					2.99 %

Mean Data

ID: Calib Std 4 **Seq. No.:** 5 **A/S Pos:** 2

Sample Qty: g **Prep. Vol.:** **Dilution:** **:** **Date:** 2007/12/08 08:55:56

Analyte	Corr. Intensity	Conc (Calib)	Std. Dev.	Calib Units	Conc (Sample)	Std. Dev.	Sample Units	RSD
Y 371.029	117,212.8	0.9471	95.91	mg/L				0.08 %
Al 308.215	2,634.8	[20.000]	3.42	mg/L				0.13 %
B 249.772	1,681.6	[5.0000]	7.91	mg/L				0.47 %
Ba 233.527	4,445.4	[20.000]	21.21	mg/L				0.48 %
Fe 259.939	2,382.4	[10.000]	3.20	mg/L				0.13 %
K 766.490	315,789.5	[100.00]	3,448.10	mg/L				1.09 %
Mg 279.077	6,724.6	[100.00]	4.54	mg/L				0.07 %
Mn 257.610	1,872.4	[1.5000]	3.11	mg/L				0.17 %
Na 589.592	1,038,862.1	[100.00]	10,640.29	mg/L				1.02 %
Sn 189.927	174.4	[10.000]	2.60	mg/L				1.49 %
Zn 206.200	201.6	[2.0000]	0.30	mg/L				0.15 %
Ca 317.933	176,582.3	[100.00]	147.41	mg/L				0.08 %
Sr 421.552	2,207,252.4	[5.0000]	19,947.78	mg/L				0.90 %

Mean Data

ID: ICV **Seq. No.:** 6 **A/S Pos:** 104

2007/12/08 09:03:03 All analyte(s) passed QC.

Sample Qty: g **Prep. Vol.:** **Dilution:** **:** **Date:** 2007/12/08 09:01:51

Analyte	Corr. Intensity	Conc (Calib)	Std. Dev.	Calib Units	Conc (Sample)	Std. Dev.	Sample Units	RSD
Y 371.029	121,489.2	0.9817	0.00192	mg/L				0.20 %
Al 308.215	632.3	4.791	0.0089	mg/L	4.791			0.19 %
2007/12/08 09:03:02 QC value within limits for Al 308.215 Recovery = 95.82%								
B 249.772	417.5	1.234	0.0121	mg/L	1.234			0.98 %
2007/12/08 09:03:02 QC value within limits for B 249.772 Recovery = 98.68%								
Ba 233.527	1,068.3	4.804	0.0215	mg/L	4.804			0.45 %
2007/12/08 09:03:02 QC value within limits for Ba 233.527 Recovery = 96.09%								

Fe 259.939	582.6	2.443	0.0076	mg/L	2.443	0.31 %
2007/12/08 09:03:02 QC value within limits for Fe 259.939 Recovery = 97.72%						
K 766.490	75,540.3	23.91	0.050	mg/L	23.91	0.21 %
2007/12/08 09:03:02 QC value within limits for K 766.490 Recovery = 95.64%						
Mg 279.077	1,631.6	24.25	0.012	mg/L	24.25	0.05 %
2007/12/08 09:03:02 QC value within limits for Mg 279.077 Recovery = 97.02%						
Mn 257.610	465.2	0.3725	0.00186	mg/L	0.3725	0.50 %
2007/12/08 09:03:02 QC value within limits for Mn 257.610 Recovery = 99.34%						
Na 589.592	250,971.0	24.15	0.095	mg/L	24.15	0.39 %
2007/12/08 09:03:02 QC value within limits for Na 589.592 Recovery = 96.61%						
Sn 189.927	42.2	2.564	0.0251	mg/L	2.564	0.98 %
2007/12/08 09:03:02 QC value within limits for Sn 189.927 Recovery = 102.55%						
Zn 206.200	47.9	0.4728	0.02194	mg/L	0.4728	4.64 %
2007/12/08 09:03:02 QC value within limits for Zn 206.200 Recovery = 94.56%						
Ca 317.933	42,988.2	24.33	0.155	mg/L	24.33	0.64 %
2007/12/08 09:03:02 QC value within limits for Ca 317.933 Recovery = 97.33%						
Sr 421.552	535,153.7	1.212	0.0054	mg/L	1.212	0.44 %
2007/12/08 09:03:02 QC value within limits for Sr 421.552 Recovery = 96.94%						

Mean Data

ID: ICB **Seq. No.:** 7 **A/S Pos:** 1

2007/12/08 09:08:50 All analyte(s) passed QC.

Sample Qty: g **Prep. Vol.:** **Dilution:** : **Date:** 2007/12/08 09:07:49

Analyte	Corr. Intensity	Conc (Calib)	Std. Dev.	Calib Units	Conc (Sample)	Std. Dev.	Sample Units	RSD
Y 371.029	124,313.8	1.005	0.0038	mg/L				0.38 %
Al 308.215	0.7	0.0051	0.00331	mg/L	0.0051			65.43 %
2007/12/08 09:08:49 QC value within limits for Al 308.215 Recovery = Not calculated								
B 249.772	15.0	0.0447	0.00355	mg/L	0.0447			7.94 %
2007/12/08 09:08:49 QC value within limits for B 249.772 Recovery = Not calculated								
Ba 233.527	0.0	-0.0002	0.00307	mg/L	-0.0002			1,372.4 %
2007/12/08 09:08:49 QC value within limits for Ba 233.527 Recovery = Not calculated								
Fe 259.939	-0.5	-0.0021	0.00128	mg/L	-0.0021			60.67 %
2007/12/08 09:08:49 QC value within limits for Fe 259.939 Recovery = Not calculated								
K 766.490	473.3	0.1500	0.02476	mg/L	0.1500			16.51 %
2007/12/08 09:08:49 QC value within limits for K 766.490 Recovery = Not calculated								
Mg 279.077	0.1	0.0019	0.01991	mg/L	0.0019			1,057.7 %
2007/12/08 09:08:49 QC value within limits for Mg 279.077 Recovery = Not calculated								
Mn 257.610	-3.0	-0.0024	0.00047	mg/L	-0.0024			19.95 %
2007/12/08 09:08:49 QC value within limits for Mn 257.610 Recovery = Not calculated								
Na 589.592	503.3	0.0484	0.01597	mg/L	0.0484			32.97 %
2007/12/08 09:08:49 QC value within limits for Na 589.592 Recovery = Not calculated								
Sn 189.927	0.7	0.0415	0.07311	mg/L	0.0415			176.17 %
2007/12/08 09:08:49 QC value within limits for Sn 189.927 Recovery = Not calculated								
Zn 206.200	-0.3	-0.0035	0.00775	mg/L	-0.0035			224.35 %
2007/12/08 09:08:49 QC value within limits for Zn 206.200 Recovery = Not calculated								
Ca 317.933	12.1	0.0068	0.00350	mg/L	0.0068			51.12 %
2007/12/08 09:08:49 QC value within limits for Ca 317.933 Recovery = Not calculated								

Sr 421.552	193.4	0.0004	0.00004	mg/L	0.0004		8.22 %

2007/12/08 09:08:49 QC value within limits for Sr 421.552 Recovery = Not calculated

Mean Data

ID: MRL **Seq. No.:** 8 **A/S Pos:** 6

2007/12/08 09:14:39 All analyte(s) passed QC.

Sample Qty: g **Prep. Vol.:** **Dilution:** : **Date:** 2007/12/08 09:13:38

Analyte	Corr. Intensity	Conc (Calib)	Std. Dev.	Calib Units	Conc (Sample)	Std. Dev.	Sample Units	RSD
Y 371.029	121,749.2	0.9838	0.00551	mg/L				0.56 %
Al 308.215	24.0	0.1809	0.01494	mg/L	0.1809			8.26 %
2007/12/08 09:14:38 QC value within limits for Al 308.215 Recovery = 90.47%								
B 249.772	10.9	0.0316	0.01050	mg/L	0.0316			33.19 %
2007/12/08 09:14:38 QC value within limits for B 249.772 Recovery = Not calculated								
Ba 233.527	44.4	0.1998	0.00620	mg/L	0.1998			3.10 %
2007/12/08 09:14:38 QC value within limits for Ba 233.527 Recovery = 99.88%								
Fe 259.939	25.6	0.1072	0.00312	mg/L	0.1072			2.91 %
2007/12/08 09:14:38 QC value within limits for Fe 259.939 Recovery = 107.20%								
K 766.490	15,939.3	5.046	0.0389	mg/L	5.046			0.77 %
2007/12/08 09:14:38 QC value within limits for K 766.490 Recovery = 100.92%								
Mg 279.077	338.1	5.026	0.0099	mg/L	5.026			0.20 %
2007/12/08 09:14:38 QC value within limits for Mg 279.077 Recovery = 100.52%								
Mn 257.610	15.8	0.0127	0.00105	mg/L	0.0127			8.29 %
2007/12/08 09:14:38 QC value within limits for Mn 257.610 Recovery = 84.59%								
Na 589.592	52,623.1	5.064	0.0438	mg/L	5.064			0.86 %
2007/12/08 09:14:38 QC value within limits for Na 589.592 Recovery = 101.29%								
Sn 189.927	-0.2	0.0194	0.00549	mg/L	0.0194			28.23 %
2007/12/08 09:14:38 QC value within limits for Sn 189.927 Recovery = Not calculated								
Zn 206.200	5.5	0.0542	0.00897	mg/L	0.0542			16.53 %
2007/12/08 09:14:38 QC value within limits for Zn 206.200 Recovery = 90.41%								
Ca 317.933	8,941.6	5.061	0.0230	mg/L	5.061			0.46 %
2007/12/08 09:14:38 QC value within limits for Ca 317.933 Recovery = 101.22%								
Sr 421.552	356.3	0.0007	0.00001	mg/L	0.0007			1.09 %
2007/12/08 09:14:38 QC value within limits for Sr 421.552 Recovery = Not calculated								

Mean Data

ID: ICSA **Seq. No.:** 9 **A/S Pos:** 7

2007/12/08 09:20:25 All analyte(s) passed QC.

Sample Qty: g **Prep. Vol.:** **Dilution:** : **Date:** 2007/12/08 09:19:23

Analyte	Corr. Intensity	Conc (Calib)	Std. Dev.	Calib Units	Conc (Sample)	Std. Dev.	Sample Units	RSD
Y 371.029	114,539.5	0.9255	0.00093	mg/L				0.10 %
Al 308.215	33,362.5	253.0	0.08	mg/L	253.0			0.03 %
2007/12/08 09:20:23 QC value within limits for Al 308.215 Recovery = 101.21%								
B 249.772	93.8	0.0094	0.00354	mg/L	0.0094			37.53 %
Ba 233.527	0.4	-0.0014	0.01375	mg/L	-0.0014			949.52 %
2007/12/08 09:20:23 QC value within limits for Ba 233.527 Recovery = Not calculated								
Fe 259.939	23,763.9	99.67	0.188	mg/L	99.67			0.19 %
2007/12/08 09:20:23 QC value within limits for Fe 259.939 Recovery = 99.67%								

K 766.490	1,513.4	-0.0519	0.18676	mg/L	-0.0519	360.15 %
Mg 279.077	16,652.5	247.6	0.32	mg/L	247.6	0.13 %
2007/12/08 09:20:23 QC value within limits for Mg 279.077 Recovery = 99.05%						
Mn 257.610	-2.4	0.0013	0.00023	mg/L	0.0013	17.73 %
2007/12/08 09:20:23 QC value within limits for Mn 257.610 Recovery = Not calculated						
Na 589.592	959.0	-0.0449	0.00976	mg/L	-0.0449	21.74 %
Sn 189.927	-30.0	-0.2623	0.02323	mg/L	-0.2623	8.86 %
Zn 206.200	3.4	-0.0050	0.01455	mg/L	-0.0050	293.74 %
2007/12/08 09:20:23 QC value within limits for Zn 206.200 Recovery = Not calculated						
Ca 317.933	438,366.4	248.1	0.04	mg/L	248.1	0.01 %
2007/12/08 09:20:23 QC value within limits for Ca 317.933 Recovery = 99.24%						
Sr 421.552	2,157.4	0.0010	0.00010	mg/L	0.0010	9.87 %
2007/12/08 09:20:23 QC value within limits for Sr 421.552 Recovery = Not calculated						

Mean Data

ID: ICSAB **Seq. No.:** 10 **A/S Pos:** 8

2007/12/08 09:26:14 All analyte(s) passed QC.

Sample Qty: g **Prep. Vol.:** **Dilution:** : **Date:** 2007/12/08 09:25:13

Analyte	Corr. Intensity	Conc (Calib)	Std. Dev.	Calib Units	Conc (Sample)	Std. Dev.	Sample Units	RSD
Y 371.029	114,385.2	0.9243	0.00050	mg/L				0.05 %
Al 308.215	33,452.3	253.7	0.67	mg/L	253.7			0.27 %
2007/12/08 09:26:13 QC value within limits for Al 308.215 Recovery = 101.48%								
B 249.772	90.6	-0.0016	0.00678	mg/L	-0.0016			433.35 %
Ba 233.527	112.6	0.5034	0.00612	mg/L	0.5034			1.22 %
2007/12/08 09:26:13 QC value within limits for Ba 233.527 Recovery = 100.69%								
Fe 259.939	23,921.6	100.3	0.21	mg/L	100.3			0.21 %
2007/12/08 09:26:13 QC value within limits for Fe 259.939 Recovery = 100.33%								
K 766.490	726.7	-0.3025	0.02404	mg/L	-0.3025			7.95 %
Mg 279.077	16,703.8	248.4	0.08	mg/L	248.4			0.03 %
2007/12/08 09:26:13 QC value within limits for Mg 279.077 Recovery = 99.35%								
Mn 257.610	639.5	0.5153	0.00007	mg/L	0.5153			0.01 %
2007/12/08 09:26:13 QC value within limits for Mn 257.610 Recovery = 103.05%								
Na 589.592	864.5	-0.0543	0.00165	mg/L	-0.0543			3.03 %
Sn 189.927	-30.4	-0.2792	0.00703	mg/L	-0.2792			2.52 %
Zn 206.200	100.8	0.9624	0.01320	mg/L	0.9624			1.37 %
2007/12/08 09:26:13 QC value within limits for Zn 206.200 Recovery = 96.24%								
Ca 317.933	438,846.5	248.4	0.10	mg/L	248.4			0.04 %
2007/12/08 09:26:13 QC value within limits for Ca 317.933 Recovery = 99.35%								
Sr 421.552	2,095.7	0.0008	0.00016	mg/L	0.0008			19.65 %

Mean Data

ID: CCV **Seq. No.:** 11 **A/S Pos:** 3

2007/12/08 09:32:14 QC Failed. Continue with analysis.

Sample Qty: g **Prep. Vol.:** **Dilution:** : **Date:** 2007/12/08 09:31:12

Analyte	Corr. Intensity	Conc (Calib)	Std. Dev.	Calib Units	Conc (Sample)	Std. Dev.	Sample Units	RSD
Y 371.029	118,489.8	0.9574	0.01750	mg/L				1.83 %
Al 308.215	1,355.3	10.27	0.153	mg/L	10.27			1.49 %
2007/12/08 09:32:12 QC value within limits for Al 308.215 Recovery = 102.70%								
B 249.772	863.4	2.551	0.0146	mg/L	2.551			0.57 %
2007/12/08 09:32:12 QC value within limits for B 249.772 Recovery = 102.03%								
Ba 233.527	2,260.1	10.16	0.144	mg/L	10.16			1.42 %
2007/12/08 09:32:12 QC value within limits for Ba 233.527 Recovery = 101.64%								
Fe 259.939	1,245.0	5.221	0.0712	mg/L	5.221			1.36 %
2007/12/08 09:32:12 QC value within limits for Fe 259.939 Recovery = 104.41%								
K 766.490	161,233.3	51.03	1.247	mg/L	51.03			2.44 %
2007/12/08 09:32:12 QC value within limits for K 766.490 Recovery = 102.06%								
Mg 279.077	3,456.4	51.38	0.753	mg/L	51.38			1.47 %
2007/12/08 09:32:12 QC value within limits for Mg 279.077 Recovery = 102.76%								
Mn 257.610	995.7	0.7973	0.00853	mg/L	0.7973			1.07 %
2007/12/08 09:32:12 QC value within limits for Mn 257.610 Recovery = 106.31%								
Na 589.592	533,267.4	51.32	1.239	mg/L	51.32			2.41 %
2007/12/08 09:32:12 QC value within limits for Na 589.592 Recovery = 102.64%								
Sn 189.927	89.8	5.457	0.0356	mg/L	5.457			0.65 %
2007/12/08 09:32:12 QC value within limits for Sn 189.927 Recovery = 109.14%								
Zn 206.200	105.1	1.038	0.0072	mg/L	1.038			0.69 %
2007/12/08 09:32:12 QC value within limits for Zn 206.200 Recovery = 103.77%								
Ca 317.933	91,212.5	51.63	0.113	mg/L	51.63			0.22 %
2007/12/08 09:32:12 QC value within limits for Ca 317.933 Recovery = 103.25%								
Sr 421.552	1,141,489.9	2.585	0.0652	mg/L	2.585			2.52 %
2007/12/08 09:32:12 QC value greater than the upper limit for Sr 421.552 Recovery = ~~516.96%~~ 103 % 12/9/07								

Mean Data

ID: CCB **Seq. No.:** 12 **A/S Pos:** 1

2007/12/08 09:38:02 All analyte(s) passed QC.

Sample Qty: g **Prep. Vol.:** **Dilution:** : **Date:** 2007/12/08 09:37:01

Analyte	Corr. Intensity	Conc (Calib)	Std. Dev.	Calib Units	Conc (Sample)	Std. Dev.	Sample Units	RSD
Y 371.029	125,120.4	1.011	0.0140	mg/L				1.38 %
Al 308.215	3.2	0.0244	0.00459	mg/L	0.0244			18.83 %
2007/12/08 09:38:01 QC value within limits for Al 308.215 Recovery = Not calculated								
B 249.772	11.8	0.0351	0.00892	mg/L	0.0351			25.39 %
2007/12/08 09:38:01 QC value within limits for B 249.772 Recovery = Not calculated								
Ba 233.527	-0.4	-0.0019	0.00924	mg/L	-0.0019			474.81 %
2007/12/08 09:38:01 QC value within limits for Ba 233.527 Recovery = Not calculated								
Fe 259.939	1.1	0.0046	0.00036	mg/L	0.0046			7.94 %
2007/12/08 09:38:01 QC value within limits for Fe 259.939 Recovery = Not calculated								
K 766.490	390.4	0.1237	0.01008	mg/L	0.1237			8.15 %
2007/12/08 09:38:01 QC value within limits for K 766.490 Recovery = Not calculated								

Mg 279.077	-1.4	-0.0205	0.00394	mg/L	-0.0205	19.17 %
2007/12/08 09:38:01 QC value within limits for Mg 279.077 Recovery = Not calculated						
Mn 257.610	-2.9	-0.0023	0.00175	mg/L	-0.0023	75.17 %
2007/12/08 09:38:01 QC value within limits for Mn 257.610 Recovery = Not calculated						
Na 589.592	348.5	0.0335	0.01556	mg/L	0.0335	46.39 %
2007/12/08 09:38:01 QC value within limits for Na 589.592 Recovery = Not calculated						
Sn 189.927	0.0	0.0027	0.00805	mg/L	0.0027	300.25 %
2007/12/08 09:38:01 QC value within limits for Sn 189.927 Recovery = Not calculated						
Zn 206.200	-0.9	-0.0092	0.00221	mg/L	-0.0092	23.91 %
2007/12/08 09:38:01 QC value within limits for Zn 206.200 Recovery = Not calculated						
Ca 317.933	31.9	0.0181	0.00598	mg/L	0.0181	33.07 %
2007/12/08 09:38:01 QC value within limits for Ca 317.933 Recovery = Not calculated						
Sr 421.552	186.7	0.0004	0.00011	mg/L	0.0004	25.59 %
2007/12/08 09:38:01 QC value within limits for Sr 421.552 Recovery = Not calculated						

Mean Data

ID: IDL **Seq. No.:** 13 **A/S Pos:** 38

2007/12/08 09:43:49 Sample conc. not calculated. Sample Prep. Vol. AND Initial Vol. required O

Sample Qty: g **Prep. Vol.:** 50.00 **Dilution:** : **Date:** 2007/12/08 09:42:49

Analyte	Corr. Intensity	Conc (Calib)	Std. Dev.	Calib Units	Conc (Sample)	Std. Dev.	Sample Units	RSD
Y 371.029	123,830.8	1.001	0.0115	mg/L			mg/L	1.14 %
Al 308.215	27.3	0.2066	0.02117	mg/L			mg/L	10.25 %
B 249.772	72.1	0.2142	0.00179	mg/L			mg/L	0.84 %
Ba 233.527	44.4	0.1996	0.00113	mg/L			mg/L	0.57 %
Fe 259.939	25.8	0.1084	0.00794	mg/L			mg/L	7.32 %
K 766.490	3,244.9	1.027	0.0128	mg/L			mg/L	1.25 %
Mg 279.077	68.3	1.016	0.0042	mg/L			mg/L	0.41 %
Mn 257.610	15.3	0.0123	0.00062	mg/L			mg/L	5.03 %
Na 589.592	10,350.8	0.9961	0.00335	mg/L			mg/L	0.34 %
Sn 189.927	10.2	0.5909	0.04142	mg/L			mg/L	7.01 %
Zn 206.200	0.2	0.0022	0.01679	mg/L			mg/L	754.79 %
Ca 317.933	1,778.1	1.006	0.0157	mg/L			mg/L	1.56 %
Sr 421.552	45,272.9	0.1025	0.00001	mg/L			mg/L	0.01 %

Mean Data

ID: IDL Seq. No.: 14 A/S Pos: 39

2007/12/08 09:49:36 Sample conc. not calculated. Sample Prep. Vol. AND Initial Vol. required O

Sample Qty: g Prep. Vol.: 50.00 Dilution: : Date: 2007/12/08 09:48:35

Analyte	Corr. Intensity	Conc (Calib)	Std. Dev.	Calib Units	Conc (Sample)	Std. Dev.	Sample Units	RSD
Y 371.029	124,093.9	1.003	0.0085	mg/L			mg/L	0.85 %
Al 308.215	26.5	0.2011	0.01179	mg/L			mg/L	5.86 %
B 249.772	69.4	0.2060	0.00156	mg/L			mg/L	0.76 %
Ba 233.527	43.9	0.1974	0.00099	mg/L			mg/L	0.50 %
Fe 259.939	25.6	0.1073	0.00373	mg/L			mg/L	3.48 %
K 766.490	3,179.1	1.006	0.0197	mg/L			mg/L	1.95 %
Mg 279.077	68.2	1.014	0.0519	mg/L			mg/L	5.12 %
Mn 257.610	15.6	0.0125	0.00026	mg/L			mg/L	2.09 %
Na 589.592	10,297.6	0.9910	0.01586	mg/L			mg/L	1.60 %
Sn 189.927	9.9	0.5756	0.02514	mg/L			mg/L	4.37 %
Zn 206.200	1.4	0.0139	0.00208	mg/L			mg/L	14.95 %
Ca 317.933	1,759.3	0.9958	0.01409	mg/L			mg/L	1.42 %
Sr 421.552	45,170.7	0.1023	0.00021	mg/L			mg/L	0.20 %

Mean Data

ID: IDL Seq. No.: 15 A/S Pos: 40

2007/12/08 09:55:23 Sample conc. not calculated. Sample Prep. Vol. AND Initial Vol. required O

Sample Qty: g Prep. Vol.: 50.00 Dilution: : Date: 2007/12/08 09:54:22

Analyte	Corr. Intensity	Conc (Calib)	Std. Dev.	Calib Units	Conc (Sample)	Std. Dev.	Sample Units	RSD
Y 371.029	125,428.8	1.014	0.0038	mg/L			mg/L	0.38 %
Al 308.215	25.8	0.1953	0.00493	mg/L			mg/L	2.52 %
B 249.772	67.4	0.2001	0.00051	mg/L			mg/L	0.26 %
Ba 233.527	44.5	0.2000	0.00181	mg/L			mg/L	0.91 %
Fe 259.939	26.3	0.1105	0.00247	mg/L			mg/L	2.23 %
K 766.490	3,216.8	1.018	0.0238	mg/L			mg/L	2.34 %

Mg 279.077	67.5	1.003	0.0106	mg/L		mg/L	1.05 %
Mn 257.610	16.4	0.0131	0.00109	mg/L		mg/L	8.28 %
Na 589.592	10,143.5	0.9762	0.00705	mg/L		mg/L	0.72 %
Sn 189.927	9.9	0.5713	0.05302	mg/L		mg/L	9.28 %
Zn 206.200	0.4	0.0043	0.01915	mg/L		mg/L	447.20 %
Ca 317.933	1,746.1	0.9883	0.00800	mg/L		mg/L	0.81 %
Sr 421.552	45,079.6	0.1021	0.00068	mg/L		mg/L	0.66 %

Mean Data

ID: IDL **Seq. No.:** 16 **A/S Pos:** 41

2007/12/08 10:01:10 Sample conc. not calculated. Sample Prep. Vol. AND Initial Vol. required O

Sample Qty: g **Prep. Vol.:** 50.00 **Dilution:** : **Date:** 2007/12/08 10:00:09

Analyte	Corr. Intensity	Conc (Calib)	Std. Dev.	Calib Units	Conc (Sample)	Std. Dev.	Sample Units	RSD
Y 371.029	124,972.1	1.010	0.0075	mg/L			mg/L	0.74 %
Al 308.215	27.6	0.2089	0.01247	mg/L			mg/L	5.97 %
B 249.772	68.1	0.2022	0.00674	mg/L			mg/L	3.33 %
Ba 233.527	43.0	0.1935	0.00240	mg/L			mg/L	1.24 %
Fe 259.939	26.0	0.1091	0.00739	mg/L			mg/L	6.78 %
K 766.490	3,177.9	1.006	0.0133	mg/L			mg/L	1.32 %
Mg 279.077	63.6	0.9458	0.02250	mg/L			mg/L	2.38 %
Mn 257.610	16.7	0.0134	0.00096	mg/L			mg/L	7.18 %
Na 589.592	10,097.9	0.9718	0.00482	mg/L			mg/L	0.50 %
Sn 189.927	9.7	0.5641	0.01079	mg/L			mg/L	1.91 %
Zn 206.200	2.3	0.0226	0.00285	mg/L			mg/L	12.60 %
Ca 317.933	1,753.8	0.9927	0.01012	mg/L			mg/L	1.02 %
Sr 421.552	44,832.0	0.1015	0.00022	mg/L			mg/L	0.22 %

Mean Data

ID: IDL Seq. No.: 17 A/S Pos: 42

2007/12/08 10:07:00 Sample conc. not calculated. Sample Prep. Vol. AND Initial Vol. required O

Sample Qty: g Prep. Vol.: 50.00 Dilution: : Date: 2007/12/08 10:06:00

Analyte	Corr. Intensity	Conc (Calib)	Std. Dev.	Calib Units	Conc (Sample)	Std. Dev.	Sample Units	RSD
Y 371.029	124,922.8	1.009	0.0070	mg/L			mg/L	0.69 %
Al 308.215	24.7	0.1872	0.01504	mg/L			mg/L	8.03 %
B 249.772	68.2	0.2023	0.00193	mg/L			mg/L	0.95 %
Ba 233.527	43.9	0.1973	0.00229	mg/L			mg/L	1.16 %
Fe 259.939	25.9	0.1087	0.01300	mg/L			mg/L	11.95 %
K 766.490	3,061.8	0.9691	0.03158	mg/L			mg/L	3.26 %
Mg 279.077	66.7	0.9914	0.03003	mg/L			mg/L	3.03 %
Mn 257.610	16.1	0.0129	0.00009	mg/L			mg/L	0.73 %
Na 589.592	10,205.3	0.9821	0.01086	mg/L			mg/L	1.11 %
Sn 189.927	9.3	0.5403	0.00833	mg/L			mg/L	1.54 %
Zn 206.200	0.7	0.0072	0.00165	mg/L			mg/L	23.11 %
Ca 317.933	1,744.2	0.9872	0.00618	mg/L			mg/L	0.63 %
Sr 421.552	45,316.1	0.1026	0.00145	mg/L			mg/L	1.41 %

Mean Data

ID: IDL Seq. No.: 18 A/S Pos: 43

2007/12/08 10:12:47 Sample conc. not calculated. Sample Prep. Vol. AND Initial Vol. required O

Sample Qty: g Prep. Vol.: 50.00 Dilution: : Date: 2007/12/08 10:11:47

Analyte	Corr. Intensity	Conc (Calib)	Std. Dev.	Calib Units	Conc (Sample)	Std. Dev.	Sample Units	RSD
Y 371.029	125,384.4	1.013	0.0031	mg/L			mg/L	0.31 %
Al 308.215	25.6	0.1937	0.00547	mg/L			mg/L	2.82 %
B 249.772	67.3	0.1997	0.00361	mg/L			mg/L	1.81 %
Ba 233.527	45.0	0.2025	0.00621	mg/L			mg/L	3.06 %
Fe 259.939	26.3	0.1101	0.00095	mg/L			mg/L	0.86 %
K 766.490	3,153.8	0.9982	0.00513	mg/L			mg/L	0.51 %

Mg 279.077	66.3	0.9854	0.02984	mg/L		mg/L	3.03 %
Mn 257.610	17.7	0.0142	0.00153	mg/L		mg/L	10.77 %
Na 589.592	10,131.2	0.9750	0.01517	mg/L		mg/L	1.56 %
Sn 189.927	9.1	0.5262	0.01807	mg/L		mg/L	3.43 %
Zn 206.200	0.6	0.0057	0.01862	mg/L		mg/L	324.42 %
Ca 317.933	1,744.7	0.9875	0.00184	mg/L		mg/L	0.19 %
Sr 421.552	45,053.0	0.1020	0.00073	mg/L		mg/L	0.72 %

Mean Data

ID: IDL **Seq. No.:** 19 **A/S Pos:** 44

2007/12/08 10:18:34 Sample conc. not calculated. Sample Prep. Vol. AND Initial Vol. required O

Sample Qty: g **Prep. Vol.:** 50.00 **Dilution:** : **Date:** 2007/12/08 10:17:34

Analyte	Corr. Intensity	Conc (Calib)	Std. Dev.	Calib Units	Conc (Sample)	Std. Dev.	Sample Units	RSD
Y 371.029	125,367.9	1.013	0.0077	mg/L			mg/L	0.76 %
Al 308.215	25.0	0.1896	0.03519	mg/L			mg/L	18.56 %
B 249.772	66.6	0.1978	0.00241	mg/L			mg/L	1.22 %
Ba 233.527	42.9	0.1931	0.00764	mg/L			mg/L	3.96 %
Fe 259.939	25.6	0.1071	0.00739	mg/L			mg/L	6.90 %
K 766.490	3,018.5	0.9554	0.01326	mg/L			mg/L	1.39 %
Mg 279.077	65.4	0.9723	0.02849	mg/L			mg/L	2.93 %
Mn 257.610	17.2	0.0138	0.00054	mg/L			mg/L	3.88 %
Na 589.592	10,109.6	0.9729	0.00741	mg/L			mg/L	0.76 %
Sn 189.927	8.7	0.5037	0.03147	mg/L			mg/L	6.25 %
Zn 206.200	1.9	0.0183	0.00427	mg/L			mg/L	23.31 %
Ca 317.933	1,722.7	0.9751	0.00419	mg/L			mg/L	0.43 %
Sr 421.552	45,006.8	0.1019	0.00064	mg/L			mg/L	0.62 %

Mean Data

ID: CCV **Seq. No.:** 20 **A/S Pos:** 3

2007/12/08 10:24:38 QC Failed. Continue with analysis.

Sample Qty: g **Prep. Vol.:** **Dilution:** : **Date:** 2007/12/08 10:23:36

Analyte	Corr. Intensity	Conc (Calib)	Std. Dev.	Calib Units	Conc (Sample)	Std. Dev.	Sample Units	RSD
Y 371.029	119,078.1	0.9622	0.00805	mg/L				0.84 %
Al 308.215	1,343.2	10.18	0.099	mg/L	10.18			0.97 %
2007/12/08 10:24:36 QC value within limits for Al 308.215 Recovery = 101.79%								
B 249.772	862.6	2.548	0.0364	mg/L	2.548			1.43 %
2007/12/08 10:24:36 QC value within limits for B 249.772 Recovery = 101.94%								
Ba 233.527	2,245.1	10.10	0.089	mg/L	10.10			0.88 %
2007/12/08 10:24:36 QC value within limits for Ba 233.527 Recovery = 100.97%								
Fe 259.939	1,231.9	5.165	0.0352	mg/L	5.165			0.68 %
2007/12/08 10:24:36 QC value within limits for Fe 259.939 Recovery = 103.31%								
K 766.490	161,025.2	50.97	0.317	mg/L	50.97			0.62 %
2007/12/08 10:24:36 QC value within limits for K 766.490 Recovery = 101.93%								
Mg 279.077	3,425.8	50.93	0.397	mg/L	50.93			0.78 %
2007/12/08 10:24:36 QC value within limits for Mg 279.077 Recovery = 101.85%								
Mn 257.610	989.6	0.7924	0.00682	mg/L	0.7924			0.86 %
2007/12/08 10:24:36 QC value within limits for Mn 257.610 Recovery = 105.65%								
Na 589.592	533,692.3	51.36	0.229	mg/L	51.36			0.45 %
2007/12/08 10:24:36 QC value within limits for Na 589.592 Recovery = 102.72%								
Sn 189.927	90.5	5.496	0.0532	mg/L	5.496			0.97 %
2007/12/08 10:24:36 QC value within limits for Sn 189.927 Recovery = 109.92%								
Zn 206.200	106.0	1.046	0.0034	mg/L	1.046			0.33 %
2007/12/08 10:24:36 QC value within limits for Zn 206.200 Recovery = 104.64%								
Ca 317.933	90,954.9	51.48	0.157	mg/L	51.48			0.30 %
2007/12/08 10:24:36 QC value within limits for Ca 317.933 Recovery = 102.96%								
Sr 421.552	1,143,307.9	2.589	0.0078	mg/L	2.589			0.30 %
2007/12/08 10:24:36 QC value greater than the upper limit for Sr 421.552 Recovery = ~~517.78%~~ 103% SD 12/9/07								

Mean Data

ID: CCB **Seq. No.:** 21 **A/S Pos:** 1

2007/12/08 10:30:27 All analyte(s) passed QC.

Sample Qty: g **Prep. Vol.:** **Dilution:** : **Date:** 2007/12/08 10:29:26

Analyte	Corr. Intensity	Conc (Calib)	Std. Dev.	Calib Units	Conc (Sample)	Std. Dev.	Sample Units	RSD
Y 371.029	124,452.6	1.006	0.0092	mg/L				0.92 %
Al 308.215	-1.5	-0.0111	0.03694	mg/L	-0.0111			334.01 %
2007/12/08 10:30:26 QC value within limits for Al 308.215 Recovery = Not calculated								
B 249.772	11.4	0.0338	0.00304	mg/L	0.0338			8.98 %
2007/12/08 10:30:26 QC value within limits for B 249.772 Recovery = Not calculated								
Ba 233.527	0.3	0.0014	0.00224	mg/L	0.0014			155.97 %
2007/12/08 10:30:26 QC value within limits for Ba 233.527 Recovery = Not calculated								
Fe 259.939	-1.0	-0.0044	0.00773	mg/L	-0.0044			175.62 %
2007/12/08 10:30:26 QC value within limits for Fe 259.939 Recovery = Not calculated								
K 766.490	320.8	0.1017	0.01237	mg/L	0.1017			12.17 %
2007/12/08 10:30:26 QC value within limits for K 766.490 Recovery = Not calculated								

Mg 279.077	0.0	-0.0001	0.02702	mg/L	-0.0001	23,058. %

2007/12/08 10:30:26 QC value within limits for Mg 279.077 Recovery = Not calculated

Mn 257.610	-4.1	-0.0033	0.00297	mg/L	-0.0033	90.75 %

2007/12/08 10:30:26 QC value within limits for Mn 257.610 Recovery = Not calculated

Na 589.592	339.3	0.0327	0.00397	mg/L	0.0327	12.17 %

2007/12/08 10:30:26 QC value within limits for Na 589.592 Recovery = Not calculated

Sn 189.927	1.1	0.0630	0.03385	mg/L	0.0630	53.71 %

2007/12/08 10:30:26 QC value within limits for Sn 189.927 Recovery = Not calculated

Zn 206.200	-1.5	-0.0151	0.00222	mg/L	-0.0151	14.71 %

2007/12/08 10:30:26 QC value within limits for Zn 206.200 Recovery = Not calculated

Ca 317.933	16.6	0.0094	0.00217	mg/L	0.0094	23.18 %

2007/12/08 10:30:26 QC value within limits for Ca 317.933 Recovery = Not calculated

Sr 421.552	284.6	0.0006	0.00022	mg/L	0.0006	33.79 %

2007/12/08 10:30:26 QC value within limits for Sr 421.552 Recovery = Not calculated

Mean Data

ID: PBW-M4340148 **Seq. No.:** 22 **A/S Pos:** 45

2007/12/08 10:36:12 Sample conc. not calculated. Sample Prep. Vol. AND Initial Vol. required O

Sample Qty: g **Prep. Vol.:** 50.00 **Dilution:** : **Date:** 2007/12/08 10:35:12

Analyte	Corr. Intensity	Conc (Calib)	Std. Dev.	Calib Units	Conc (Sample)	Std. Dev.	Sample Units	RSD
Y 371.029	125,484.4	1.014	0.0143	mg/L			mg/L	1.41 %
Al 308.215	-2.0	-0.0149	0.01585	mg/L			mg/L	106.00 %
B 249.772	6.0	0.0179	0.00645	mg/L			mg/L	36.10 %
Ba 233.527	1.4	0.0062	0.00118	mg/L			mg/L	18.95 %
Fe 259.939	1.9	0.0081	0.00382	mg/L			mg/L	47.46 %
K 766.490	190.6	0.0604	0.03590	mg/L			mg/L	59.45 %
Mg 279.077	0.8	0.0121	0.02127	mg/L			mg/L	176.29 %
Mn 257.610	-1.7	-0.0014	0.00108	mg/L			mg/L	77.17 %
Na 589.592	43.4	0.0042	0.00125	mg/L			mg/L	29.98 %
Sn 189.927	0.9	0.0524	0.04688	mg/L			mg/L	89.53 %
Zn 206.200	-2.6	-0.0256	0.00561	mg/L			mg/L	21.96 %
Ca 317.933	11.0	0.0062	0.00126	mg/L			mg/L	20.29 %
Sr 421.552	103.9	0.0002	0.00002	mg/L			mg/L	7.92 %

Mean Data

ID: LCSW-M4340148 Seq. No.: 23 A/S Pos: 46

2007/12/08 10:42:11 Sample conc. not calculated. Sample Prep. Vol. AND Initial Vol. required O

Sample Qty: g Prep. Vol.: 50.00 Dilution: : Date: 2007/12/08 10:41:11

Analyte	Corr. Intensity	Conc (Calib)	Std. Dev.	Calib Units	Conc (Sample)	Std. Dev.	Sample Units	RSD
Y 371.029	122,887.8	0.9930	0.00055	mg/L			mg/L	0.06 %
Al 308.215	264.1	2.003	0.0040	mg/L			mg/L	0.20 %
B 249.772	337.4	1.001	0.0047	mg/L			mg/L	0.47 %
Ba 233.527	437.0	1.965	0.0127	mg/L			mg/L	0.65 %
Fe 259.939	243.2	1.020	0.0039	mg/L			mg/L	0.38 %
K 766.490	60,676.8	19.22	0.097	mg/L			mg/L	0.51 %
Mg 279.077	132.3	1.968	0.0029	mg/L			mg/L	0.15 %
Mn 257.610	631.4	0.5056	0.00092	mg/L			mg/L	0.18 %
Na 589.592	203,486.5	19.59	0.182	mg/L			mg/L	0.93 %
Sn 189.927	96.0	5.519	0.0653	mg/L			mg/L	1.18 %
Zn 206.200	50.9	0.5054	0.00697	mg/L			mg/L	1.38 %
Ca 317.933	3,670.5	2.077	0.0297	mg/L			mg/L	1.43 %
Sr 421.552	898,007.5	2.034	0.0195	mg/L			mg/L	0.96 %

Mean Data

ID: MDL1 Seq. No.: 24 A/S Pos: 47

2007/12/08 10:47:58 Sample conc. not calculated. Sample Prep. Vol. AND Initial Vol. required O

Sample Qty: g Prep. Vol.: 50.00 Dilution: : Date: 2007/12/08 10:46:58

Analyte	Corr. Intensity	Conc (Calib)	Std. Dev.	Calib Units	Conc (Sample)	Std. Dev.	Sample Units	RSD
Y 371.029	125,682.9	1.016	0.0037	mg/L			mg/L	0.36 %
Al 308.215	14.2	0.1076	0.00426	mg/L			mg/L	3.96 %
B 249.772	32.6	0.0969	0.00262	mg/L			mg/L	2.71 %
Ba 233.527	3.7	0.0168	0.01057	mg/L			mg/L	62.79 %
Fe 259.939	10.9	0.0455	0.00212	mg/L			mg/L	4.66 %
K 766.490	4,671.8	1.480	0.0046	mg/L			mg/L	0.31 %

Mg 279.077	13.8	0.2050	0.06091	mg/L		mg/L	29.71 %
Mn 257.610	1.1	0.0008	0.00136	mg/L		mg/L	160.90 %
Na 589.592	3,203.5	0.3083	0.01218	mg/L		mg/L	3.95 %
Sn 189.927	5.6	0.3222	0.10057	mg/L		mg/L	31.21 %
Zn 206.200	6.0	0.0597	0.00728	mg/L		mg/L	12.19 %
Ca 317.933	270.8	0.1532	0.00127	mg/L		mg/L	0.83 %
Sr 421.552	11,328.4	0.0257	0.00052	mg/L		mg/L	2.03 %

Mean Data

ID: MDL2 **Seq. No.:** 25 **A/S Pos:** 48

2007/12/08 10:53:48 Sample conc. not calculated. Sample Prep. Vol. AND Initial Vol. required O

Sample Qty: g **Prep. Vol.:** 50.00 **Dilution:** : **Date:** 2007/12/08 10:52:48

Analyte	Corr. Intensity	Conc (Calib)	Std. Dev.	Calib Units	Conc (Sample)	Std. Dev.	Sample Units	RSD
Y 371.029	125,650.4	1.015	0.0072	mg/L			mg/L	0.70 %
Al 308.215	9.0	0.0686	0.00752	mg/L			mg/L	10.97 %
B 249.772	27.8	0.0826	0.00501	mg/L			mg/L	6.06 %
Ba 233.527	3.6	0.0162	0.01100	mg/L			mg/L	67.81 %
Fe 259.939	11.4	0.0480	0.00419	mg/L			mg/L	8.73 %
K 766.490	4,717.1	1.494	0.0482	mg/L			mg/L	3.23 %
Mg 279.077	13.5	0.2009	0.00234	mg/L			mg/L	1.17 %
Mn 257.610	0.4	0.0003	0.00205	mg/L			mg/L	673.78 %
Na 589.592	3,104.9	0.2988	0.00372	mg/L			mg/L	1.25 %
Sn 189.927	4.8	0.2733	0.05797	mg/L			mg/L	21.21 %
Zn 206.200	3.4	0.0334	0.00134	mg/L			mg/L	4.00 %
Ca 317.933	278.7	0.1578	0.00573	mg/L			mg/L	3.63 %
Sr 421.552	11,171.0	0.0253	0.00003	mg/L			mg/L	0.10 %

Mean Data

ID: MDL3 Seq. No.: 26 A/S Pos: 49

2007/12/08 10:59:38 Sample conc. not calculated. Sample Prep. Vol. AND Initial Vol. required O

Sample Qty: g Prep. Vol.: 50.00 Dilution: : Date: 2007/12/08 10:58:38

Analyte	Corr. Intensity	Conc (Calib)	Std. Dev.	Calib Units	Conc (Sample)	Std. Dev.	Sample Units	RSD
Y 371.029	126,102.4	1.019	0.0119	mg/L			mg/L	1.17 %
Al 308.215	13.1	0.0991	0.00601	mg/L			mg/L	6.07 %
B 249.772	29.0	0.0860	0.00185	mg/L			mg/L	2.15 %
Ba 233.527	1.7	0.0077	0.00666	mg/L			mg/L	86.86 %
Fe 259.939	10.2	0.0426	0.00603	mg/L			mg/L	14.16 %
K 766.490	4,637.2	1.469	0.0348	mg/L			mg/L	2.37 %
Mg 279.077	11.7	0.1747	0.00339	mg/L			mg/L	1.94 %
Mn 257.610	0.6	0.0005	0.00109	mg/L			mg/L	219.74 %
Na 589.592	3,152.7	0.3034	0.00781	mg/L			mg/L	2.57 %
Sn 189.927	4.6	0.2631	0.01521	mg/L			mg/L	5.78 %
Zn 206.200	3.8	0.0374	0.01019	mg/L			mg/L	27.28 %
Ca 317.933	276.3	0.1564	0.00132	mg/L			mg/L	0.84 %
Sr 421.552	11,064.9	0.0251	0.00020	mg/L			mg/L	0.79 %

Mean Data

ID: MDL4 Seq. No.: 27 A/S Pos: 50

2007/12/08 11:05:26 Sample conc. not calculated. Sample Prep. Vol. AND Initial Vol. required O

Sample Qty: g Prep. Vol.: 50.00 Dilution: : Date: 2007/12/08 11:04:26

Analyte	Corr. Intensity	Conc (Calib)	Std. Dev.	Calib Units	Conc (Sample)	Std. Dev.	Sample Units	RSD
Y 371.029	126,045.7	1.019	0.0006	mg/L			mg/L	0.06 %
Al 308.215	11.6	0.0880	0.00802	mg/L			mg/L	9.12 %
B 249.772	27.3	0.0811	0.00190	mg/L			mg/L	2.34 %
Ba 233.527	3.6	0.0163	0.00369	mg/L			mg/L	22.64 %
Fe 259.939	10.7	0.0450	0.00511	mg/L			mg/L	11.36 %
K 766.490	4,534.6	1.437	0.0149	mg/L			mg/L	1.04 %

Mg 279.077	13.3	0.1979	0.04274	mg/L		mg/L	21.60 %
Mn 257.610	0.7	0.0006	0.00062	mg/L		mg/L	106.65 %
Na 589.592	3,098.1	0.2982	0.00242	mg/L		mg/L	0.81 %
Sn 189.927	5.4	0.3122	0.02169	mg/L		mg/L	6.95 %
Zn 206.200	3.0	0.0299	0.00421	mg/L		mg/L	14.08 %
Ca 317.933	280.0	0.1585	0.00194	mg/L		mg/L	1.23 %
Sr 421.552	11,166.2	0.0253	0.00021	mg/L		mg/L	0.85 %

Mean Data

ID: MDL5 **Seq. No.:** 28 **A/S Pos:** 51

2007/12/08 11:11:16 Sample conc. not calculated. Sample Prep. Vol. AND Initial Vol. required O

Sample Qty: g **Prep. Vol.:** 50.00 **Dilution:** : **Date:** 2007/12/08 11:10:16

Analyte	Corr. Intensity	Conc (Calib)	Std. Dev.	Calib Units	Conc (Sample)	Std. Dev.	Sample Units	RSD
Y 371.029	125,537.8	1.014	0.0111	mg/L			mg/L	1.10 %
Al 308.215	14.2	0.1076	0.01653	mg/L			mg/L	15.35 %
B 249.772	26.8	0.0795	0.00280	mg/L			mg/L	3.52 %
Ba 233.527	2.3	0.0104	0.00590	mg/L			mg/L	56.76 %
Fe 259.939	8.9	0.0373	0.00150	mg/L			mg/L	4.02 %
K 766.490	4,591.3	1.455	0.0372	mg/L			mg/L	2.56 %
Mg 279.077	13.2	0.1963	0.02098	mg/L			mg/L	10.69 %
Mn 257.610	-2.4	-0.0019	0.00195	mg/L			mg/L	101.64 %
Na 589.592	3,080.2	0.2964	0.00788	mg/L			mg/L	2.66 %
Sn 189.927	5.4	0.3102	0.01700	mg/L			mg/L	5.48 %
Zn 206.200	4.7	0.0463	0.00234	mg/L			mg/L	5.06 %
Ca 317.933	277.6	0.1571	0.00352	mg/L			mg/L	2.24 %
Sr 421.552	11,157.5	0.0253	0.00006	mg/L			mg/L	0.24 %

Mean Data

ID: MDL6 Seq. No.: 29 A/S Pos: 52

2007/12/08 11:17:03 Sample conc. not calculated. Sample Prep. Vol. AND Initial Vol. required O

Sample Qty: g Prep. Vol.: 50.00 Dilution: : Date: 2007/12/08 11:16:03

Analyte	Corr. Intensity	Conc (Calib)	Std. Dev.	Calib Units	Conc (Sample)	Std. Dev.	Sample Units	RSD
Y 371.029	125,391.7	1.013	0.0016	mg/L			mg/L	0.15 %
Al 308.215	12.5	0.0946	0.00173	mg/L			mg/L	1.83 %
B 249.772	27.1	0.0803	0.00648	mg/L			mg/L	8.06 %
Ba 233.527	3.5	0.0155	0.00234	mg/L			mg/L	15.07 %
Fe 259.939	8.6	0.0362	0.01269	mg/L			mg/L	35.04 %
K 766.490	4,632.3	1.468	0.0181	mg/L			mg/L	1.23 %
Mg 279.077	12.2	0.1808	0.03469	mg/L			mg/L	19.18 %
Mn 257.610	-0.8	-0.0007	0.00105	mg/L			mg/L	158.85 %
Na 589.592	3,081.0	0.2965	0.00117	mg/L			mg/L	0.40 %
Sn 189.927	4.9	0.2848	0.07220	mg/L			mg/L	25.35 %
Zn 206.200	3.8	0.0381	0.01154	mg/L			mg/L	30.28 %
Ca 317.933	283.1	0.1602	0.00552	mg/L			mg/L	3.45 %
Sr 421.552	11,200.4	0.0254	0.00013	mg/L			mg/L	0.53 %

Mean Data

ID: MDL7 Seq. No.: 30 A/S Pos: 53

2007/12/08 11:22:50 Sample conc. not calculated. Sample Prep. Vol. AND Initial Vol. required O

Sample Qty: g Prep. Vol.: 50.00 Dilution: : Date: 2007/12/08 11:21:50

Analyte	Corr. Intensity	Conc (Calib)	Std. Dev.	Calib Units	Conc (Sample)	Std. Dev.	Sample Units	RSD
Y 371.029	126,913.3	1.026	0.0038	mg/L			mg/L	0.37 %
Al 308.215	13.8	0.1049	0.00719	mg/L			mg/L	6.85 %
B 249.772	26.3	0.0782	0.00330	mg/L			mg/L	4.22 %
Ba 233.527	3.5	0.0156	0.00225	mg/L			mg/L	14.44 %
Fe 259.939	9.4	0.0395	0.00336	mg/L			mg/L	8.51 %
K 766.490	4,540.9	1.439	0.0024	mg/L			mg/L	0.17 %

Mg 279.077	12.3	0.1832	0.00792	mg/L		mg/L	4.32 %
Mn 257.610	2.3	0.0018	0.00173	mg/L		mg/L	95.32 %
Na 589.592	2,957.9	0.2847	0.00742	mg/L		mg/L	2.61 %
Sn 189.927	5.5	0.3143	0.00581	mg/L		mg/L	1.85 %
Zn 206.200	3.1	0.0309	0.00778	mg/L		mg/L	25.16 %
Ca 317.933	274.8	0.1555	0.00156	mg/L		mg/L	1.00 %
Sr 421.552	11,130.7	0.0252	0.00018	mg/L		mg/L	0.72 %

Mean Data

ID: MDL8 **Seq. No.:** 31 **A/S Pos:** 54

2007/12/08 11:28:37 Sample conc. not calculated. Sample Prep. Vol. AND Initial Vol. required O

Sample Qty: g **Prep. Vol.:** 50.00 **Dilution:** : **Date:** 2007/12/08 11:27:37

Analyte	Corr. Intensity	Conc (Calib)	Std. Dev.	Calib Units	Conc (Sample)	Std. Dev.	Sample Units	RSD
Y 371.029	125,416.9	1.013	0.0040	mg/L			mg/L	0.40 %
Al 308.215	13.1	0.0995	0.01284	mg/L			mg/L	12.91 %
B 249.772	25.5	0.0756	0.00576	mg/L			mg/L	7.62 %
Ba 233.527	1.8	0.0081	0.01171	mg/L			mg/L	144.89 %
Fe 259.939	10.6	0.0446	0.00505	mg/L			mg/L	11.33 %
K 766.490	4,638.1	1.469	0.0089	mg/L			mg/L	0.60 %
Mg 279.077	11.6	0.1721	0.04422	mg/L			mg/L	25.70 %
Mn 257.610	-0.1	-0.0001	0.00049	mg/L			mg/L	666.79 %
Na 589.592	2,985.3	0.2873	0.00083	mg/L			mg/L	0.29 %
Sn 189.927	5.3	0.3029	0.01484	mg/L			mg/L	4.90 %
Zn 206.200	3.5	0.0348	0.00840	mg/L			mg/L	24.12 %
Ca 317.933	281.3	0.1592	0.00098	mg/L			mg/L	0.61 %
Sr 421.552	11,227.6	0.0254	0.00021	mg/L			mg/L	0.84 %

Mean Data

ID: CCV **Seq. No.:** 32 **A/S Pos:** 3

2007/12/08 11:34:38 QC Failed. Continue with analysis.

Sample Qty: g **Prep. Vol.:** **Dilution:** : **Date:** 2007/12/08 11:33:36

Analyte	Corr. Intensity	Conc (Calib)	Std. Dev.	Calib Units	Conc (Sample)	Std. Dev.	Sample Units	RSD
Y 371.029	118,959.9	0.9612	0.00703	mg/L				0.73 %
Al 308.215	1,364.9	10.34	0.120	mg/L	10.34			1.16 %
2007/12/08 11:34:36 QC value within limits for Al 308.215 Recovery = 103.43%								
B 249.772	871.0	2.573	0.0424	mg/L	2.573			1.65 %
2007/12/08 11:34:36 QC value within limits for B 249.772 Recovery = 102.93%								
Ba 233.527	2,275.2	10.23	0.139	mg/L	10.23			1.36 %
2007/12/08 11:34:36 QC value within limits for Ba 233.527 Recovery = 102.32%								
Fe 259.939	1,244.9	5.220	0.0863	mg/L	5.220			1.65 %
2007/12/08 11:34:36 QC value within limits for Fe 259.939 Recovery = 104.40%								
K 766.490	161,649.0	51.16	1.076	mg/L	51.16			2.10 %
2007/12/08 11:34:36 QC value within limits for K 766.490 Recovery = 102.33%								
Mg 279.077	3,463.4	51.48	0.701	mg/L	51.48			1.36 %
2007/12/08 11:34:36 QC value within limits for Mg 279.077 Recovery = 102.97%								
Mn 257.610	997.2	0.7985	0.00845	mg/L	0.7985			1.06 %
2007/12/08 11:34:36 QC value within limits for Mn 257.610 Recovery = 106.47%								
Na 589.592	536,869.5	51.67	0.948	mg/L	51.67			1.83 %
2007/12/08 11:34:36 QC value within limits for Na 589.592 Recovery = 103.33%								
Sn 189.927	91.5	5.558	0.0347	mg/L	5.558			0.62 %
2007/12/08 11:34:36 QC value greater than the upper limit for Sn 189.927 Recovery = 111.15%								
Zn 206.200	104.8	1.034	0.0268	mg/L	1.034			2.59 %
2007/12/08 11:34:36 QC value within limits for Zn 206.200 Recovery = 103.40%								
Ca 317.933	91,955.8	52.05	0.105	mg/L	52.05			0.20 %
2007/12/08 11:34:36 QC value within limits for Ca 317.933 Recovery = 104.10%								
Sr 421.552	1,150,038.7	2.604	0.0468	mg/L	2.604			1.80 %
2007/12/08 11:34:36 QC value greater than the upper limit for Sr 421.552 Recovery = ~~520.83%~~ 104%								

SD 12/9/07

Mean Data

ID: CCB **Seq. No.:** 33 **A/S Pos:** 1

2007/12/08 11:40:25 QC Failed. Continue with analysis.

Sample Qty: g **Prep. Vol.:** **Dilution:** : **Date:** 2007/12/08 11:39:24

Analyte	Corr. Intensity	Conc (Calib)	Std. Dev.	Calib Units	Conc (Sample)	Std. Dev.	Sample Units	RSD
Y 371.029	126,384.5	1.021	0.0026	mg/L				0.26 %
Al 308.215	-1.2	-0.0093	0.01054	mg/L	-0.0093			113.67 %
2007/12/08 11:40:24 QC value within limits for Al 308.215 Recovery = Not calculated								
B 249.772	11.4	0.0339	0.00559	mg/L	0.0339			16.49 %
2007/12/08 11:40:24 QC value within limits for B 249.772 Recovery = Not calculated								
Ba 233.527	1.3	0.0057	0.00235	mg/L	0.0057			41.32 %
2007/12/08 11:40:24 QC value within limits for Ba 233.527 Recovery = Not calculated								
Fe 259.939	2.2	0.0092	0.00761	mg/L	0.0092			82.60 %
2007/12/08 11:40:24 QC value within limits for Fe 259.939 Recovery = Not calculated								
K 766.490	377.6	0.1196	0.00750	mg/L	0.1196			6.27 %
2007/12/08 11:40:24 QC value within limits for K 766.490 Recovery = Not calculated								

Mg 279.077	0.6	0.0082	0.01148	mg/L	0.0082	139.44 %
2007/12/08 11:40:24 QC value within limits for Mg 279.077 Recovery = Not calculated						
Mn 257.610	-0.8	-0.0006	0.00005	mg/L	-0.0006	7.55 %
2007/12/08 11:40:24 QC value within limits for Mn 257.610 Recovery = Not calculated						
Na 589.592	220.5	0.0212	0.00120	mg/L	0.0212	5.64 %
2007/12/08 11:40:24 QC value within limits for Na 589.592 Recovery = Not calculated						
Sn 189.927	0.2	0.0125	0.01211	mg/L	0.0125	97.08 %
2007/12/08 11:40:24 QC value within limits for Sn 189.927 Recovery = Not calculated						
Zn 206.200	-2.2	-0.0220	0.00910	mg/L	-0.0220	41.28 %
2007/12/08 11:40:24 QC value less than the lower limit for Zn 206.200 Recovery = Not calculated						
Ca 317.933	10.4	0.0059	0.00182	mg/L	0.0059	31.02 %
2007/12/08 11:40:24 QC value within limits for Ca 317.933 Recovery = Not calculated						
Sr 421.552	126.2	0.0003	0.00018	mg/L	0.0003	63.01 %
2007/12/08 11:40:24 QC value within limits for Sr 421.552 Recovery = Not calculated						

Mean Data

ID: MRL **Seq. No.:** 34 **A/S Pos:** 6

2007/12/08 11:46:10 All analyte(s) passed QC.

Sample Qty: g **Prep. Vol.:** **Dilution:** : **Date:** 2007/12/08 11:45:09

Analyte	Corr. Intensity	Conc (Calib)	Std. Dev.	Calib Units	Conc (Sample)	Std. Dev.	Sample Units	RSD
Y 371.029	124,076.9	1.003	0.0099	mg/L				0.99 %
Al 308.215	23.2	0.1750	0.00465	mg/L	0.1750			2.66 %
2007/12/08 11:46:09 QC value within limits for Al 308.215 Recovery = 87.49%								
B 249.772	7.1	0.0205	0.00085	mg/L	0.0205			4.14 %
2007/12/08 11:46:09 QC value within limits for B 249.772 Recovery = Not calculated								
Ba 233.527	45.3	0.2038	0.00755	mg/L	0.2038			3.70 %
2007/12/08 11:46:09 QC value within limits for Ba 233.527 Recovery = 101.90%								
Fe 259.939	24.7	0.1034	0.01431	mg/L	0.1034			13.84 %
2007/12/08 11:46:09 QC value within limits for Fe 259.939 Recovery = 103.39%								
K 766.490	15,600.5	4.939	0.0260	mg/L	4.939			0.53 %
2007/12/08 11:46:09 QC value within limits for K 766.490 Recovery = 98.77%								
Mg 279.077	334.0	4.965	0.0392	mg/L	4.965			0.79 %
2007/12/08 11:46:09 QC value within limits for Mg 279.077 Recovery = 99.30%								
Mn 257.610	18.2	0.0145	0.00020	mg/L	0.0145			1.39 %
2007/12/08 11:46:09 QC value within limits for Mn 257.610 Recovery = 96.98%								
Na 589.592	51,606.7	4.967	0.0192	mg/L	4.967			0.39 %
2007/12/08 11:46:09 QC value within limits for Na 589.592 Recovery = 99.33%								
Sn 189.927	0.5	0.0569	0.03814	mg/L	0.0569			67.07 %
2007/12/08 11:46:09 QC value within limits for Sn 189.927 Recovery = Not calculated								
Zn 206.200	5.7	0.0559	0.00878	mg/L	0.0559			15.69 %
2007/12/08 11:46:09 QC value within limits for Zn 206.200 Recovery = 93.22%								
Ca 317.933	8,891.4	5.033	0.0268	mg/L	5.033			0.53 %
2007/12/08 11:46:09 QC value within limits for Ca 317.933 Recovery = 100.65%								
Sr 421.552	235.4	0.0005	0.00008	mg/L	0.0005			17.56 %
2007/12/08 11:46:09 QC value within limits for Sr 421.552 Recovery = Not calculated								

Mean Data

ID: ICSA **Seq. No.:** 35 **A/S Pos:** 7

2007/12/08 11:51:59 All analyte(s) passed QC.

Sample Qty: g **Prep. Vol.:** **Dilution:** : **Date:** 2007/12/08 11:50:58

Analyte	Corr. Intensity	Conc (Calib)	Std. Dev.	Calib Units	Conc (Sample)	Std. Dev.	Sample Units	RSD
Y 371.029	115,942.2	0.9369	0.01265	mg/L				1.35 %
Al 308.215	33,479.0	253.9	1.06	mg/L	253.9			0.42 %
2007/12/08 11:51:58 QC value within limits for Al 308.215 Recovery = 101.57%								
B 249.772	91.8	0.0036	0.00054	mg/L	0.0036			15.11 %
Ba 233.527	1.6	0.0042	0.00367	mg/L	0.0042			86.99 %
2007/12/08 11:51:58 QC value within limits for Ba 233.527 Recovery = Not calculated								
Fe 259.939	23,762.5	99.67	0.164	mg/L	99.67			0.16 %
2007/12/08 11:51:58 QC value within limits for Fe 259.939 Recovery = 99.67%								
K 766.490	802.1	-0.2791	0.01626	mg/L	-0.2791			5.83 %
Mg 279.077	16,654.0	247.6	0.13	mg/L	247.6			0.05 %
2007/12/08 11:51:58 QC value within limits for Mg 279.077 Recovery = 99.06%								
Mn 257.610	-0.8	0.0026	0.00005	mg/L	0.0026			1.73 %
2007/12/08 11:51:58 QC value within limits for Mn 257.610 Recovery = Not calculated								
Na 589.592	684.2	-0.0718	0.00976	mg/L	-0.0718			13.59 %
Sn 189.927	-29.4	-0.2179	0.02016	mg/L	-0.2179			9.25 %
Zn 206.200	4.2	0.0031	0.00100	mg/L	0.0031			31.88 %
2007/12/08 11:51:58 QC value within limits for Zn 206.200 Recovery = Not calculated								
Ca 317.933	441,417.6	249.8	0.40	mg/L	249.8			0.16 %
2007/12/08 11:51:58 QC value within limits for Ca 317.933 Recovery = 99.93%								
Sr 421.552	2,108.2	0.0008	0.00012	mg/L	0.0008			13.80 %
2007/12/08 11:51:58 QC value within limits for Sr 421.552 Recovery = Not calculated								

Mean Data

ID: ICSAB **Seq. No.:** 36 **A/S Pos:** 8

2007/12/08 11:57:45 All analyte(s) passed QC.

Sample Qty: g **Prep. Vol.:** **Dilution:** : **Date:** 2007/12/08 11:56:44

Analyte	Corr. Intensity	Conc (Calib)	Std. Dev.	Calib Units	Conc (Sample)	Std. Dev.	Sample Units	RSD
Y 371.029	115,966.3	0.9371	0.00823	mg/L				0.88 %
Al 308.215	33,406.5	253.4	0.88	mg/L	253.4			0.35 %
2007/12/08 11:57:44 QC value within limits for Al 308.215 Recovery = 101.35%								
B 249.772	92.6	0.0059	0.00215	mg/L	0.0059			36.26 %
Ba 233.527	115.2	0.5149	0.01874	mg/L	0.5149			3.64 %
2007/12/08 11:57:44 QC value within limits for Ba 233.527 Recovery = 102.98%								
Fe 259.939	23,770.6	99.70	0.257	mg/L	99.70			0.26 %
2007/12/08 11:57:44 QC value within limits for Fe 259.939 Recovery = 99.70%								
K 766.490	537.7	-0.3620	0.01149	mg/L	-0.3620			3.17 %

Mg 279.077	16,668.0	247.9	0.58	mg/L	247.9	0.23 %
2007/12/08 11:57:44 QC value within limits for Mg 279.077 Recovery = 99.14%						
Mn 257.610	640.2	0.5158	0.00536	mg/L	0.5158	1.04 %
2007/12/08 11:57:44 QC value within limits for Mn 257.610 Recovery = 103.17%						
Na 589.592	588.1	-0.0808	0.00290	mg/L	-0.0808	3.59 %
Sn 189.927	-29.4	-0.2182	0.06455	mg/L	-0.2182	29.59 %
Zn 206.200	101.1	0.9650	0.03466	mg/L	0.9650	3.59 %
2007/12/08 11:57:44 QC value within limits for Zn 206.200 Recovery = 96.50%						
Ca 317.933	440,157.4	249.1	0.88	mg/L	249.1	0.35 %
2007/12/08 11:57:44 QC value within limits for Ca 317.933 Recovery = 99.65%						
Sr 421.552	2,052.2	0.0007	0.00000	mg/L	0.0007	0.15 %

Mean Data

ID: HLCCV2 **Seq. No.:** 37 **A/S Pos:** 157

2007/12/08 12:03:28 All analyte(s) passed QC.

Sample Qty: g **Prep. Vol.:** **Dilution:** : **Date:** 2007/12/08 12:02:36

Analyte	Corr. Intensity	Conc (Calib)	Std. Dev.	Calib Units	Conc (Sample)	Std. Dev.	Sample Units	RSD
Y 371.029	110,079.9	0.8895	0.00083	mg/L				0.09 %
Al 308.215	64,025.2	485.6	1.09	mg/L	485.6			0.23 %
2007/12/08 12:03:27 QC value within limits for Al 308.215 Recovery = 97.11%								
B 249.772	250.8	0.0160	0.00381	mg/L	0.0160			23.85 %
Ba 233.527	8,455.3	38.02	0.276	mg/L	38.02			0.73 %
2007/12/08 12:03:27 QC value within limits for Ba 233.527 Recovery = 95.05%								
Fe 259.939	67,305.2	282.3	1.50	mg/L	282.3			0.53 %
2007/12/08 12:03:27 QC value within limits for Fe 259.939 Recovery = 94.10%								
K 766.490	1,002,697.4	316.7	0.02	mg/L	316.7			0.01 %
2007/12/08 12:03:27 QC value within limits for K 766.490 Recovery = 105.56%								
Mg 279.077	31,319.1	465.8	2.10	mg/L	465.8			0.45 %
2007/12/08 12:03:27 QC value within limits for Mg 279.077 Recovery = 93.16%								
Mn 257.610	12,103.9	9.699	0.0551	mg/L	9.699			0.57 %
2007/12/08 12:03:27 QC value within limits for Mn 257.610 Recovery = 96.99%								
Na 589.592	4,227,665.4	406.7	1.10	mg/L	406.7			0.27 %
2007/12/08 12:03:27 QC value within limits for Na 589.592 Recovery = 101.67%								
Sn 189.927	-48.9	0.1471	0.05492	mg/L	0.1471			37.34 %
Zn 206.200	387.6	3.762	0.0122	mg/L	3.762			0.32 %
2007/12/08 12:03:27 QC value within limits for Zn 206.200 Recovery = 94.04%								
Ca 317.933	880,562.6	498.4	2.49	mg/L	498.4			0.50 %
2007/12/08 12:03:27 QC value within limits for Ca 317.933 Recovery = 99.67%								
Sr 421.552	3,536.2	0.0001	0.00009	mg/L	0.0001			92.24 %

Mean Data

ID: HLCCV1 **Seq. No.:** 38 **A/S Pos:** 2

2007/12/08 12:09:10 All analyte(s) passed QC.

Sample Qty: g **Prep. Vol.:** **Dilution:** : **Date:** 2007/12/08 12:08:19

Analyte	Corr. Intensity	Conc (Calib)	Std. Dev.	Calib Units	Conc (Sample)	Std. Dev.	Sample Units	RSD
Y 371.029	118,154.7	0.9547	0.00271	mg/L				0.28 %
Al 308.215	2,668.1	20.22	0.086	mg/L	20.22			0.42 %
2007/12/08 12:09:09 QC value within limits for Al 308.215 Recovery = 101.10%								
B 249.772	1,704.6	5.036	0.0085	mg/L	5.036			0.17 %
2007/12/08 12:09:09 QC value within limits for B 249.772 Recovery = 100.72%								
Ba 233.527	4,412.0	19.84	0.059	mg/L	19.84			0.30 %
2007/12/08 12:09:09 QC value within limits for Ba 233.527 Recovery = 99.21%								
Fe 259.939	2,413.6	10.12	0.026	mg/L	10.12			0.25 %
2007/12/08 12:09:09 QC value within limits for Fe 259.939 Recovery = 101.21%								
K 766.490	319,077.7	101.0	0.18	mg/L	101.0			0.18 %
2007/12/08 12:09:09 QC value within limits for K 766.490 Recovery = 100.99%								
Mg 279.077	6,658.1	98.97	0.329	mg/L	98.97			0.33 %
2007/12/08 12:09:09 QC value within limits for Mg 279.077 Recovery = 98.97%								
Mn 257.610	1,889.4	1.513	0.0060	mg/L	1.513			0.40 %
2007/12/08 12:09:09 QC value within limits for Mn 257.610 Recovery = 100.87%								
Na 589.592	1,046,712.1	100.7	0.30	mg/L	100.7			0.30 %
2007/12/08 12:09:09 QC value within limits for Na 589.592 Recovery = 100.73%								
Sn 189.927	179.1	10.88	0.206	mg/L	10.88			1.90 %
2007/12/08 12:09:09 QC value within limits for Sn 189.927 Recovery = 108.75%								
Zn 206.200	200.1	1.974	0.0213	mg/L	1.974			1.08 %
2007/12/08 12:09:09 QC value within limits for Zn 206.200 Recovery = 98.72%								
Ca 317.933	178,652.1	101.1	0.22	mg/L	101.1			0.22 %
2007/12/08 12:09:09 QC value within limits for Ca 317.933 Recovery = 101.12%								
Sr 421.552	2,227,991.5	5.045	0.0163	mg/L	5.045			0.32 %
2007/12/08 12:09:09 QC value within limits for Sr 421.552 Recovery = 100.90%								

Mean Data

ID: CCV **Seq. No.:** 39 **A/S Pos:** 3

2007/12/08 12:15:13 QC Failed. Continue with analysis.

Sample Qty: g **Prep. Vol.:** **Dilution:** : **Date:** 2007/12/08 12:14:11

Analyte	Corr. Intensity	Conc (Calib)	Std. Dev.	Calib Units	Conc (Sample)	Std. Dev.	Sample Units	RSD
Y 371.029	118,950.1	0.9612	0.00660	mg/L				0.69 %
Al 308.215	1,365.9	10.35	0.084	mg/L	10.35			0.81 %
2007/12/08 12:15:11 QC value within limits for Al 308.215 Recovery = 103.50%								
B 249.772	883.0	2.609	0.0375	mg/L	2.609			1.44 %
2007/12/08 12:15:11 QC value within limits for B 249.772 Recovery = 104.36%								
Ba 233.527	2,272.3	10.22	0.090	mg/L	10.22			0.88 %
2007/12/08 12:15:11 QC value within limits for Ba 233.527 Recovery = 102.19%								
Fe 259.939	1,250.6	5.244	0.0434	mg/L	5.244			0.83 %
2007/12/08 12:15:11 QC value within limits for Fe 259.939 Recovery = 104.88%								
K 766.490	163,159.1	51.64	0.751	mg/L	51.64			1.45 %
2007/12/08 12:15:11 QC value within limits for K 766.490 Recovery = 103.28%								

Mg 279.077	3,468.3	51.56	0.529	mg/L	51.56	1.03 %

2007/12/08 12:15:11 QC value within limits for Mg 279.077 Recovery = 103.11%

Mn 257.610	1,004.0	0.8040	0.00505	mg/L	0.8040	0.63 %

2007/12/08 12:15:11 QC value within limits for Mn 257.610 Recovery = 107.20%

Na 589.592	539,835.8	51.95	0.805	mg/L	51.95	1.55 %

2007/12/08 12:15:11 QC value within limits for Na 589.592 Recovery = 103.90%

Sn 189.927	91.5	5.557	0.0270	mg/L	5.557	0.49 %

2007/12/08 12:15:11 QC value greater than the upper limit for Sn 189.927 Recovery = 111.14%

Zn 206.200	107.5	1.061	0.0165	mg/L	1.061	1.56 %

2007/12/08 12:15:11 QC value within limits for Zn 206.200 Recovery = 106.09%

Ca 317.933	91,687.1	51.90	0.016	mg/L	51.90	0.03 %

2007/12/08 12:15:11 QC value within limits for Ca 317.933 Recovery = 103.79%

Sr 421.552	1,152,971.0	2.611	0.0417	mg/L	2.611	1.60 %

2007/12/08 12:15:11 QC value greater than the upper limit for Sr 421.552 Recovery = 522.16%

Mean Data

ID: CCB **Seq. No.:** 40 **A/S Pos:** 1

2007/12/08 12:21:03 All analyte(s) passed QC.

Sample Qty: g **Prep. Vol.:** **Dilution:** : **Date:** 2007/12/08 12:20:02

Analyte	Corr. Intensity	Conc (Calib)	Std. Dev.	Calib Units	Conc (Sample)	Std. Dev.	Sample Units	RSD
Y 371.029	124,436.1	1.005	0.0034	mg/L				0.33 %
Al 308.215	-2.1	-0.0160	0.01399	mg/L	-0.0160			87.33 %

2007/12/08 12:21:02 QC value within limits for Al 308.215 Recovery = Not calculated

B 249.772	17.4	0.0517	0.00171	mg/L	0.0517	3.30 %

2007/12/08 12:21:02 QC value within limits for B 249.772 Recovery = Not calculated

Ba 233.527	1.4	0.0061	0.00345	mg/L	0.0061	56.13 %

2007/12/08 12:21:02 QC value within limits for Ba 233.527 Recovery = Not calculated

Fe 259.939	1.6	0.0069	0.01016	mg/L	0.0069	147.45 %

2007/12/08 12:21:02 QC value within limits for Fe 259.939 Recovery = Not calculated

K 766.490	911.7	0.2889	0.04137	mg/L	0.2889	14.32 %

2007/12/08 12:21:02 QC value within limits for K 766.490 Recovery = Not calculated

Mg 279.077	0.4	0.0053	0.00702	mg/L	0.0053	131.43 %

2007/12/08 12:21:02 QC value within limits for Mg 279.077 Recovery = Not calculated

Mn 257.610	-2.8	-0.0023	0.00155	mg/L	-0.0023	68.73 %

2007/12/08 12:21:02 QC value within limits for Mn 257.610 Recovery = Not calculated

Na 589.592	1,261.3	0.1214	0.02520	mg/L	0.1214	20.76 %

2007/12/08 12:21:02 QC value within limits for Na 589.592 Recovery = Not calculated

Sn 189.927	0.7	0.0381	0.03428	mg/L	0.0381	89.91 %

2007/12/08 12:21:02 QC value within limits for Sn 189.927 Recovery = Not calculated

Zn 206.200	0.9	0.0090	0.01525	mg/L	0.0090	168.96 %

2007/12/08 12:21:02 QC value within limits for Zn 206.200 Recovery = Not calculated

Ca 317.933	24.1	0.0136	0.00391	mg/L	0.0136	28.68 %

2007/12/08 12:21:02 QC value within limits for Ca 317.933 Recovery = Not calculated

Sr 421.552	216.9	0.0005	0.00010	mg/L	0.0005	20.52 %

2007/12/08 12:21:02 QC value within limits for Sr 421.552 Recovery = Not calculated

Mean Data

ID: PBW-M4340011 Seq. No.: 41 A/S Pos: 55

2007/12/08 12:26:51 Sample conc. not calculated. Sample Prep. Vol. AND Initial Vol. required O

Sample Qty: g Prep. Vol.: 50.00 Dilution: : Date: 2007/12/08 12:25:51

Analyte	Corr. Intensity	Conc (Calib)	Std. Dev.	Calib Units	Conc (Sample)	Std. Dev.	Sample Units	RSD
Y 371.029	127,649.2	1.031	0.0041	mg/L			mg/L	0.39 %
Al 308.215	0.0	-0.0004	0.01529	mg/L			mg/L	4,132.4 %
B 249.772	10.5	0.0312	0.00072	mg/L			mg/L	2.29 %
Ba 233.527	0.0	-0.0001	0.00207	mg/L			mg/L	1,523.0 %
Fe 259.939	1.3	0.0054	0.01486	mg/L			mg/L	273.44 %
K 766.490	1,035.2	0.3280	0.03015	mg/L			mg/L	9.19 %
Mg 279.077	1.6	0.0232	0.01541	mg/L			mg/L	66.33 %
Mn 257.610	-1.1	-0.0009	0.00187	mg/L			mg/L	215.74 %
Na 589.592	774.3	0.0745	0.00743	mg/L			mg/L	9.96 %
Sn 189.927	1.3	0.0765	0.02143	mg/L			mg/L	28.00 %
Zn 206.200	-0.7	-0.0070	0.01496	mg/L			mg/L	213.20 %
Ca 317.933	15.8	0.0089	0.00163	mg/L			mg/L	18.24 %
Sr 421.552	22.0	0.0000	0.00002	mg/L			mg/L	32.86 %

Mean Data

ID: LCSW-M4340011 Seq. No.: 42 A/S Pos: 56

2007/12/08 12:32:50 Sample conc. not calculated. Sample Prep. Vol. AND Initial Vol. required O

Sample Qty: g Prep. Vol.: 50.00 Dilution: : Date: 2007/12/08 12:31:50

Analyte	Corr. Intensity	Conc (Calib)	Std. Dev.	Calib Units	Conc (Sample)	Std. Dev.	Sample Units	RSD
Y 371.029	125,000.4	1.010	0.0090	mg/L			mg/L	0.89 %
Al 308.215	262.3	1.989	0.0177	mg/L			mg/L	0.89 %
B 249.772	336.1	0.9970	0.00493	mg/L			mg/L	0.49 %
Ba 233.527	440.1	1.979	0.0121	mg/L			mg/L	0.61 %
Fe 259.939	242.7	1.018	0.0066	mg/L			mg/L	0.64 %
K 766.490	61,239.6	19.40	0.370	mg/L			mg/L	1.91 %

Mg 279.077	133.4	1.984	0.0254	mg/L		mg/L	1.28 %
Mn 257.610	634.4	0.5080	0.00182	mg/L		mg/L	0.36 %
Na 589.592	204,348.7	19.67	0.286	mg/L		mg/L	1.45 %
Sn 189.927	97.1	5.578	0.0315	mg/L		mg/L	0.57 %
Zn 206.200	52.5	0.5212	0.00122	mg/L		mg/L	0.23 %
Ca 317.933	3,630.9	2.055	0.0001	mg/L		mg/L	0.01 %
Sr 421.552	911,731.8	2.065	0.0305	mg/L		mg/L	1.48 %

Mean Data

ID: MDL1 **Seq. No.:** 43 **A/S Pos:** 57

2007/12/08 12:38:37 Sample conc. not calculated. Sample Prep. Vol. AND Initial Vol. required O

Sample Qty: g **Prep. Vol.:** 50.00 **Dilution:** : **Date:** 2007/12/08 12:37:37

Analyte	Corr. Intensity	Conc (Calib)	Std. Dev.	Calib Units	Conc (Sample)	Std. Dev.	Sample Units	RSD
Y 371.029	125,902.8	1.017	0.0007	mg/L			mg/L	0.07 %
Al 308.215	16.9	0.1280	0.01812	mg/L			mg/L	14.16 %
B 249.772	35.2	0.1044	0.00808	mg/L			mg/L	7.74 %
Ba 233.527	6.1	0.0274	0.00073	mg/L			mg/L	2.67 %
Fe 259.939	16.4	0.0688	0.00294	mg/L			mg/L	4.27 %
K 766.490	877.0	0.2776	0.02841	mg/L			mg/L	10.24 %
Mg 279.077	16.0	0.2377	0.01628	mg/L			mg/L	6.85 %
Mn 257.610	0.6	0.0005	0.00027	mg/L			mg/L	58.05 %
Na 589.592	3,877.3	0.3731	0.00641	mg/L			mg/L	1.72 %
Sn 189.927	1.4	0.0821	0.00394	mg/L			mg/L	4.80 %
Zn 206.200	4.9	0.0484	0.00117	mg/L			mg/L	2.42 %
Ca 317.933	344.2	0.1948	0.00037	mg/L			mg/L	0.19 %
Sr 421.552	12,359.3	0.0280	0.00026	mg/L			mg/L	0.93 %

Mean Data

ID: MDL2 Seq. No.: 44 A/S Pos: 58

2007/12/08 12:44:24 Sample conc. not calculated. Sample Prep. Vol. AND Initial Vol. required O

Sample Qty: g Prep. Vol.: 50.00 Dilution: : Date: 2007/12/08 12:43:24

Analyte	Corr. Intensity	Conc (Calib)	Std. Dev.	Calib Units	Conc (Sample)	Std. Dev.	Sample Units	RSD
Y 371.029	125,380.4	1.013	0.0046	mg/L			mg/L	0.46 %
Al 308.215	12.2	0.0929	0.00984	mg/L			mg/L	10.60 %
B 249.772	30.9	0.0917	0.00260	mg/L			mg/L	2.83 %
Ba 233.527	4.8	0.0216	0.00045	mg/L			mg/L	2.10 %
Fe 259.939	13.7	0.0577	0.00471	mg/L			mg/L	8.16 %
K 766.490	718.1	0.2273	0.00371	mg/L			mg/L	1.63 %
Mg 279.077	11.9	0.1773	0.00551	mg/L			mg/L	3.11 %
Mn 257.610	1.3	0.0011	0.00176	mg/L			mg/L	165.08 %
Na 589.592	3,510.2	0.3378	0.00363	mg/L			mg/L	1.07 %
Sn 189.927	0.0	0.0021	0.01130	mg/L			mg/L	548.20 %
Zn 206.200	5.6	0.0552	0.02351	mg/L			mg/L	42.63 %
Ca 317.933	326.6	0.1849	0.00144	mg/L			mg/L	0.78 %
Sr 421.552	11,506.4	0.0261	0.00006	mg/L			mg/L	0.22 %

Mean Data

ID: MDL3 Seq. No.: 45 A/S Pos: 59

2007/12/08 12:50:11 Sample conc. not calculated. Sample Prep. Vol. AND Initial Vol. required O

Sample Qty: g Prep. Vol.: 50.00 Dilution: : Date: 2007/12/08 12:49:11

Analyte	Corr. Intensity	Conc (Calib)	Std. Dev.	Calib Units	Conc (Sample)	Std. Dev.	Sample Units	RSD
Y 371.029	125,163.0	1.011	0.0013	mg/L			mg/L	0.13 %
Al 308.215	13.9	0.1051	0.00152	mg/L			mg/L	1.45 %
B 249.772	31.9	0.0948	0.00134	mg/L			mg/L	1.41 %
Ba 233.527	5.8	0.0261	0.00912	mg/L			mg/L	34.96 %
Fe 259.939	13.6	0.0570	0.00356	mg/L			mg/L	6.24 %
K 766.490	714.5	0.2261	0.00382	mg/L			mg/L	1.69 %

Mg 279.077	13.9	0.2072	0.01879	mg/L		mg/L	9.07 %
Mn 257.610	0.8	0.0007	0.00035	mg/L		mg/L	53.69 %
Na 589.592	3,425.2	0.3296	0.00601	mg/L		mg/L	1.82 %
Sn 189.927	0.4	0.0216	0.08724	mg/L		mg/L	404.42 %
Zn 206.200	5.8	0.0571	0.00894	mg/L		mg/L	15.64 %
Ca 317.933	346.8	0.1963	0.00520	mg/L		mg/L	2.65 %
Sr 421.552	11,838.5	0.0268	0.00010	mg/L		mg/L	0.36 %

Mean Data

ID: MDL4 **Seq. No.:** 46 **A/S Pos:** 60

2007/12/08 12:55:59 Sample conc. not calculated. Sample Prep. Vol. AND Initial Vol. required O

Sample Qty: g **Prep. Vol.:** 50.00 **Dilution:** : **Date:** 2007/12/08 12:54:59

Analyte	Corr. Intensity	Conc (Calib)	Std. Dev.	Calib Units	Conc (Sample)	Std. Dev.	Sample Units	RSD
Y 371.029	125,273.6	1.012	0.0051	mg/L			mg/L	0.51 %
Al 308.215	26.5	0.2009	0.00620	mg/L			mg/L	3.09 %
B 249.772	30.5	0.0904	0.00299	mg/L			mg/L	3.30 %
Ba 233.527	5.6	0.0250	0.00080	mg/L			mg/L	3.18 %
Fe 259.939	16.8	0.0704	0.00364	mg/L			mg/L	5.17 %
K 766.490	667.8	0.2112	0.01677	mg/L			mg/L	7.94 %
Mg 279.077	12.9	0.1920	0.02693	mg/L			mg/L	14.02 %
Mn 257.610	0.1	0.0001	0.00047	mg/L			mg/L	676.21 %
Na 589.592	3,397.8	0.3270	0.00510	mg/L			mg/L	1.56 %
Sn 189.927	0.4	0.0254	0.06039	mg/L			mg/L	237.37 %
Zn 206.200	4.9	0.0482	0.00940	mg/L			mg/L	19.47 %
Ca 317.933	334.4	0.1893	0.00248	mg/L			mg/L	1.31 %
Sr 421.552	11,726.4	0.0266	0.00015	mg/L			mg/L	0.56 %

Mean Data

ID: MDL5 Seq. No.: 47 A/S Pos: 61

2007/12/08 13:01:47 Sample conc. not calculated. Sample Prep. Vol. AND Initial Vol. required O

Sample Qty: g Prep. Vol.: 50.00 Dilution: : Date: 2007/12/08 13:00:47

Analyte	Corr. Intensity	Conc (Calib)	Std. Dev.	Calib Units	Conc (Sample)	Std. Dev.	Sample Units	RSD
Y 371.029	126,959.1	1.026	0.0068	mg/L			mg/L	0.66 %
Al 308.215	14.6	0.1109	0.01901	mg/L			mg/L	17.13 %
B 249.772	29.2	0.0866	0.00316	mg/L			mg/L	3.65 %
Ba 233.527	4.1	0.0187	0.01486	mg/L			mg/L	79.64 %
Fe 259.939	13.7	0.0573	0.00046	mg/L			mg/L	0.81 %
K 766.490	710.3	0.2248	0.01035	mg/L			mg/L	4.60 %
Mg 279.077	12.4	0.1841	0.01419	mg/L			mg/L	7.71 %
Mn 257.610	1.2	0.0010	0.00025	mg/L			mg/L	25.94 %
Na 589.592	3,329.0	0.3204	0.00403	mg/L			mg/L	1.26 %
Sn 189.927	0.9	0.0546	0.01046	mg/L			mg/L	19.16 %
Zn 206.200	3.8	0.0379	0.00840	mg/L			mg/L	22.17 %
Ca 317.933	326.3	0.1847	0.00326	mg/L			mg/L	1.77 %
Sr 421.552	11,471.9	0.0260	0.00003	mg/L			mg/L	0.11 %

Mean Data

ID: MDL6 Seq. No.: 48 A/S Pos: 62

2007/12/08 13:07:35 Sample conc. not calculated. Sample Prep. Vol. AND Initial Vol. required O

Sample Qty: g Prep. Vol.: 50.00 Dilution: : Date: 2007/12/08 13:06:34

Analyte	Corr. Intensity	Conc (Calib)	Std. Dev.	Calib Units	Conc (Sample)	Std. Dev.	Sample Units	RSD
Y 371.029	125,478.8	1.014	0.0125	mg/L			mg/L	1.23 %
Al 308.215	14.2	0.1075	0.00763	mg/L			mg/L	7.09 %
B 249.772	29.4	0.0873	0.00677	mg/L			mg/L	7.76 %
Ba 233.527	4.0	0.0179	0.00472	mg/L			mg/L	26.37 %
Fe 259.939	14.7	0.0615	0.00561	mg/L			mg/L	9.13 %
K 766.490	567.0	0.1793	0.02490	mg/L			mg/L	13.89 %

Mg 279.077	14.0	0.2085	0.00722	mg/L	mg/L	3.46 %
Mn 257.610	0.9	0.0007	0.00021	mg/L	mg/L	31.27 %
Na 589.592	3,308.0	0.3184	0.00281	mg/L	mg/L	0.88 %
Sn 189.927	0.6	0.0367	0.01159	mg/L	mg/L	31.62 %
Zn 206.200	5.1	0.0505	0.01080	mg/L	mg/L	21.40 %
Ca 317.933	338.8	0.1918	0.00465	mg/L	mg/L	2.42 %
Sr 421.552	11,708.8	0.0265	0.00000	mg/L	mg/L	0.01 %

Mean Data

ID: MDL7 **Seq. No.:** 49 **A/S Pos:** 63

2007/12/08 13:13:26 Sample conc. not calculated. Sample Prep. Vol. AND Initial Vol. required O

Sample Qty: g **Prep. Vol.:** 50.00 **Dilution:** : **Date:** 2007/12/08 13:12:26

Analyte	Corr. Intensity	Conc (Calib)	Std. Dev.	Calib Units	Conc (Sample)	Std. Dev.	Sample Units	RSD
Y 371.029	126,594.3	1.023	0.0054	mg/L			mg/L	0.53 %
Al 308.215	12.7	0.0962	0.00069	mg/L			mg/L	0.72 %
B 249.772	28.1	0.0835	0.00513	mg/L			mg/L	6.14 %
Ba 233.527	3.8	0.0173	0.00217	mg/L			mg/L	12.54 %
Fe 259.939	15.4	0.0647	0.00652	mg/L			mg/L	10.08 %
K 766.490	552.2	0.1747	0.01270	mg/L			mg/L	7.27 %
Mg 279.077	13.7	0.2038	0.01999	mg/L			mg/L	9.81 %
Mn 257.610	1.1	0.0009	0.00197	mg/L			mg/L	216.04 %
Na 589.592	3,369.6	0.3243	0.00856	mg/L			mg/L	2.64 %
Sn 189.927	-0.2	-0.0114	0.02628	mg/L			mg/L	230.37 %
Zn 206.200	4.5	0.0444	0.00984	mg/L			mg/L	22.17 %
Ca 317.933	352.4	0.1995	0.00247	mg/L			mg/L	1.24 %
Sr 421.552	11,633.2	0.0263	0.00001	mg/L			mg/L	0.04 %

Mean Data

ID: MDL8 **Seq. No.:** 50 **A/S Pos:** 64

2007/12/08 13:19:13 Sample conc. not calculated. Sample Prep. Vol. AND Initial Vol. required O

Sample Qty: g **Prep. Vol.:** 50.00 **Dilution:** : **Date:** 2007/12/08 13:18:13

Analyte	Corr. Intensity	Conc (Calib)	Std. Dev.	Calib Units	Conc (Sample)	Std. Dev.	Sample Units	RSD
Y 371.029	127,989.9	1.034	0.0070	mg/L			mg/L	0.68 %
Al 308.215	14.5	0.1097	0.00056	mg/L			mg/L	0.51 %
B 249.772	27.8	0.0824	0.00694	mg/L			mg/L	8.42 %
Ba 233.527	4.2	0.0190	0.00191	mg/L			mg/L	10.08 %
Fe 259.939	14.3	0.0601	0.00793	mg/L			mg/L	13.20 %
K 766.490	441.6	0.1396	0.01725	mg/L			mg/L	12.36 %
Mg 279.077	13.1	0.1947	0.00369	mg/L			mg/L	1.90 %
Mn 257.610	-1.1	-0.0008	0.00047	mg/L			mg/L	55.20 %
Na 589.592	3,119.1	0.3002	0.01264	mg/L			mg/L	4.21 %
Sn 189.927	0.6	0.0346	0.00477	mg/L			mg/L	13.78 %
Zn 206.200	3.6	0.0359	0.00205	mg/L			mg/L	5.72 %
Ca 317.933	325.7	0.1843	0.00031	mg/L			mg/L	0.17 %
Sr 421.552	11,444.4	0.0259	0.00006	mg/L			mg/L	0.22 %

Mean Data

ID: CCV **Seq. No.:** 51 **A/S Pos:** 3

2007/12/08 13:25:14 QC Failed. Continue with analysis.

Sample Qty: g **Prep. Vol.:** **Dilution:** : **Date:** 2007/12/08 13:24:12

Analyte	Corr. Intensity	Conc (Calib)	Std. Dev.	Calib Units	Conc (Sample)	Std. Dev.	Sample Units	RSD
Y 371.029	119,442.8	0.9651	0.00772	mg/L				0.80 %
Al 308.215	1,357.1	10.28	0.137	mg/L	10.28			1.33 %
2007/12/08 13:25:12 QC value within limits for Al 308.215 Recovery = 102.84%								
B 249.772	866.8	2.561	0.0087	mg/L	2.561			0.34 %
2007/12/08 13:25:12 QC value within limits for B 249.772 Recovery = 102.43%								
Ba 233.527	2,273.1	10.22	0.084	mg/L	10.22			0.82 %
2007/12/08 13:25:12 QC value within limits for Ba 233.527 Recovery = 102.23%								
Fe 259.939	1,246.0	5.225	0.0459	mg/L	5.225			0.88 %
2007/12/08 13:25:12 QC value within limits for Fe 259.939 Recovery = 104.50%								
K 766.490	162,775.0	51.52	0.312	mg/L	51.52			0.60 %
2007/12/08 13:25:12 QC value within limits for K 766.490 Recovery = 103.04%								

Mg 279.077	3,466.7	51.53	0.459	mg/L	51.53	0.89 %
2007/12/08 13:25:12 QC value within limits for Mg 279.077 Recovery = 103.07%						
Mn 257.610	996.3	0.7978	0.00829	mg/L	0.7978	1.04 %
2007/12/08 13:25:12 QC value within limits for Mn 257.610 Recovery = 106.38%						
Na 589.592	537,983.6	51.77	0.301	mg/L	51.77	0.58 %
2007/12/08 13:25:12 QC value within limits for Na 589.592 Recovery = 103.55%						
Sn 189.927	90.4	5.496	0.1121	mg/L	5.496	2.04 %
2007/12/08 13:25:12 QC value within limits for Sn 189.927 Recovery = 109.91%						
Zn 206.200	108.5	1.071	0.0111	mg/L	1.071	1.04 %
2007/12/08 13:25:12 QC value within limits for Zn 206.200 Recovery = 107.15%						
Ca 317.933	91,894.2	52.01	0.090	mg/L	52.01	0.17 %
2007/12/08 13:25:12 QC value within limits for Ca 317.933 Recovery = 104.03%						
Sr 421.552	1,155,873.4	2.617	0.0144	mg/L	2.617	0.55 %
2007/12/08 13:25:12 QC value greater than the upper limit for Sr 421.552 Recovery = ~~523.47%~~ 105%						

Mean Data

ID: CCB **Seq. No.:** 52 **A/S Pos:** 1

2007/12/08 13:31:03 All analyte(s) passed QC.

Sample Qty: g **Prep. Vol.:** **Dilution:** : **Date:** 2007/12/08 13:30:02

Analyte	Corr. Intensity	Conc (Calib)	Std. Dev.	Calib Units	Conc (Sample)	Std. Dev.	Sample Units	RSD
Y 371.029	124,630.1	1.007	0.0035	mg/L				0.35 %
Al 308.215	-2.2	-0.0167	0.02014	mg/L	-0.0167			120.59 %
2007/12/08 13:31:02 QC value within limits for Al 308.215 Recovery = Not calculated								
B 249.772	11.2	0.0333	0.00105	mg/L	0.0333			3.17 %
2007/12/08 13:31:02 QC value within limits for B 249.772 Recovery = Not calculated								
Ba 233.527	0.7	0.0032	0.00766	mg/L	0.0032			238.01 %
2007/12/08 13:31:02 QC value within limits for Ba 233.527 Recovery = Not calculated								
Fe 259.939	-1.2	-0.0051	0.00474	mg/L	-0.0051			93.24 %
2007/12/08 13:31:02 QC value within limits for Fe 259.939 Recovery = Not calculated								
K 766.490	368.1	0.1167	0.02473	mg/L	0.1167			21.19 %
2007/12/08 13:31:02 QC value within limits for K 766.490 Recovery = Not calculated								
Mg 279.077	-0.3	-0.0049	0.04069	mg/L	-0.0049			828.41 %
2007/12/08 13:31:02 QC value within limits for Mg 279.077 Recovery = Not calculated								
Mn 257.610	-3.3	-0.0027	0.00160	mg/L	-0.0027			60.36 %
2007/12/08 13:31:02 QC value within limits for Mn 257.610 Recovery = Not calculated								
Na 589.592	475.4	0.0458	0.00388	mg/L	0.0458			8.49 %
2007/12/08 13:31:02 QC value within limits for Na 589.592 Recovery = Not calculated								
Sn 189.927	1.2	0.0708	0.05584	mg/L	0.0708			78.82 %
2007/12/08 13:31:02 QC value within limits for Sn 189.927 Recovery = Not calculated								
Zn 206.200	0.4	0.0044	0.00902	mg/L	0.0044			204.61 %
2007/12/08 13:31:02 QC value within limits for Zn 206.200 Recovery = Not calculated								
Ca 317.933	14.2	0.0081	0.00122	mg/L	0.0081			15.17 %
2007/12/08 13:31:02 QC value within limits for Ca 317.933 Recovery = Not calculated								
Sr 421.552	194.0	0.0004	0.00009	mg/L	0.0004			19.85 %
2007/12/08 13:31:02 QC value within limits for Sr 421.552 Recovery = Not calculated								

Mean Data

ID: PBS-M4250080 Seq. No.: 53 A/S Pos: 65

2007/12/08 13:36:48 Sample conc. not calculated. Nominal Wt. AND Initial Wt. required OR sam

Sample Qty: 1.00 g Prep. Vol.: 100.00 Dilution: : Date: 2007/12/08 13:35:48

Analyte	Corr. Intensity	Conc (Calib)	Std. Dev.	Calib Units	Conc (Sample)	Std. Dev.	Sample Units	RSD
Y 371.029	122,790.7	0.9922	0.00456	mg/L			mg/L	0.46 %
Al 308.215	1.6	0.0120	0.01338	mg/L			mg/L	111.54 %
B 249.772	7.0	0.0208	0.00358	mg/L			mg/L	17.27 %
Ba 233.527	0.6	0.0026	0.00009	mg/L			mg/L	3.47 %
Fe 259.939	0.5	0.0021	0.00013	mg/L			mg/L	6.17 %
K 766.490	237.7	0.0751	0.02828	mg/L			mg/L	37.63 %
Mg 279.077	-1.9	-0.0286	0.03675	mg/L			mg/L	128.58 %
Mn 257.610	-4.6	-0.0036	0.00139	mg/L			mg/L	38.26 %
Na 589.592	243.2	0.0234	0.00598	mg/L			mg/L	25.61 %
Sn 189.927	0.2	0.0163	0.05805	mg/L			mg/L	356.88 %
Zn 206.200	-0.8	-0.0076	0.00864	mg/L			mg/L	114.00 %
Ca 317.933	617.9	0.3497	0.00049	mg/L			mg/L	0.14 %
Sr 421.552	185.1	0.0004	0.00013	mg/L			mg/L	32.43 %

Mean Data

ID: LCSS 1/3 Seq. No.: 54 A/S Pos: 66

2007/12/08 13:42:37 Sample conc. not calculated. Nominal Wt. AND Initial Wt. required OR sam

Sample Qty: 1.00 g Prep. Vol.: 100.00 Dilution: 1.00 : 3.00 Date: 2007/12/08 13:41:37

Analyte	Corr. Intensity	Conc (Calib)	Std. Dev.	Calib Units	Conc (Sample)	Std. Dev.	Sample Units	RSD
Y 371.029	125,585.6	1.015	0.0023	mg/L			mg/L	0.22 %
Al 308.215	4,034.6	30.60	0.034	mg/L			mg/L	0.11 %
B 249.772	165.9	0.3702	0.00298	mg/L			mg/L	0.80 %
Ba 233.527	266.6	1.198	0.0003	mg/L			mg/L	0.03 %
Fe 259.939	12,290.5	51.56	0.135	mg/L			mg/L	0.26 %
K 766.490	28,167.5	8.870	0.0101	mg/L			mg/L	0.11 %

Mg 279.077	560.3	8.382	0.0604	mg/L		mg/L	0.72 %
Mn 257.610	961.3	0.7706	0.00103	mg/L		mg/L	0.13 %
Na 589.592	25,278.9	2.418	0.0091	mg/L		mg/L	0.38 %
Sn 189.927	4.7	0.3584	0.03774	mg/L		mg/L	10.53 %
Zn 206.200	141.5	1.397	0.0038	mg/L		mg/L	0.28 %
Ca 317.933	25,218.6	14.27	0.022	mg/L		mg/L	0.15 %
Sr 421.552	57,811.1	0.1306	0.00035	mg/L		mg/L	0.27 %

Mean Data

ID: MDL1 **Seq. No.:** 55 **A/S Pos:** 67

2007/12/08 13:48:26 Sample conc. not calculated. Nominal Wt. AND Initial Wt. required OR sam

Sample Qty: 1.00 g **Prep. Vol.:** 100.00 **Dilution:** : **Date:** 2007/12/08 13:47:26

Analyte	Corr. Intensity	Conc (Calib)	Std. Dev.	Calib Units	Conc (Sample)	Std. Dev.	Sample Units	RSD
Y 371.029	123,636.4	0.9990	0.01168	mg/L			mg/L	1.17 %
Al 308.215	10.5	0.0792	0.00307	mg/L			mg/L	3.87 %
B 249.772	29.3	0.0870	0.00804	mg/L			mg/L	9.25 %
Ba 233.527	3.6	0.0163	0.00314	mg/L			mg/L	19.20 %
Fe 259.939	13.4	0.0562	0.00686	mg/L			mg/L	12.21 %
K 766.490	721.3	0.2281	0.01766	mg/L			mg/L	7.74 %
Mg 279.077	12.5	0.1858	0.03522	mg/L			mg/L	18.95 %
Mn 257.610	-1.3	-0.0011	0.00115	mg/L			mg/L	107.08 %
Na 589.592	3,210.8	0.3090	0.00033	mg/L			mg/L	0.11 %
Sn 189.927	0.3	0.0229	0.01085	mg/L			mg/L	47.41 %
Zn 206.200	4.9	0.0490	0.02287	mg/L			mg/L	46.64 %
Ca 317.933	900.0	0.5094	0.00440	mg/L			mg/L	0.86 %
Sr 421.552	11,780.2	0.0267	0.00024	mg/L			mg/L	0.91 %

Mean Data

ID: MDL2 Seq. No.: 56 A/S Pos: 68

2007/12/08 13:54:18 Sample conc. not calculated. Nominal Wt. AND Initial Wt. required OR sam

Sample Qty: 1.00 g Prep. Vol.: 100.00 Dilution: : Date: 2007/12/08 13:53:18

Analyte	Corr. Intensity	Conc (Calib)	Std. Dev.	Calib Units	Conc (Sample)	Std. Dev.	Sample Units	RSD
Y 371.029	123,701.4	0.9996	0.00567	mg/L			mg/L	0.57 %
Al 308.215	14.5	0.1098	0.00599	mg/L			mg/L	5.45 %
B 249.772	28.8	0.0854	0.00481	mg/L			mg/L	5.63 %
Ba 233.527	4.4	0.0199	0.00426	mg/L			mg/L	21.45 %
Fe 259.939	12.4	0.0520	0.00087	mg/L			mg/L	1.67 %
K 766.490	636.5	0.2012	0.01055	mg/L			mg/L	5.24 %
Mg 279.077	13.3	0.1970	0.04709	mg/L			mg/L	23.91 %
Mn 257.610	-0.7	-0.0005	0.00042	mg/L			mg/L	78.13 %
Na 589.592	3,171.2	0.3051	0.00220	mg/L			mg/L	0.72 %
Sn 189.927	1.0	0.0581	0.01656	mg/L			mg/L	28.51 %
Zn 206.200	4.3	0.0429	0.00271	mg/L			mg/L	6.33 %
Ca 317.933	867.4	0.4909	0.00236	mg/L			mg/L	0.48 %
Sr 421.552	11,662.7	0.0264	0.00021	mg/L			mg/L	0.80 %

Mean Data

ID: MDL3 Seq. No.: 57 A/S Pos: 69

2007/12/08 14:00:05 Sample conc. not calculated. Nominal Wt. AND Initial Wt. required OR sam

Sample Qty: 1.00 g Prep. Vol.: 100.00 Dilution: : Date: 2007/12/08 13:59:05

Analyte	Corr. Intensity	Conc (Calib)	Std. Dev.	Calib Units	Conc (Sample)	Std. Dev.	Sample Units	RSD
Y 371.029	122,613.3	0.9908	0.01619	mg/L			mg/L	1.63 %
Al 308.215	13.5	0.1026	0.00642	mg/L			mg/L	6.26 %
B 249.772	29.3	0.0870	0.00076	mg/L			mg/L	0.87 %
Ba 233.527	2.8	0.0126	0.00497	mg/L			mg/L	39.29 %
Fe 259.939	12.0	0.0502	0.00905	mg/L			mg/L	18.02 %
K 766.490	601.7	0.1903	0.00920	mg/L			mg/L	4.83 %

Mg 279.077	13.6	0.2018	0.03332	mg/L		mg/L	16.51 %
Mn 257.610	-1.7	-0.0014	0.00558	mg/L		mg/L	404.49 %
Na 589.592	3,213.8	0.3093	0.01704	mg/L		mg/L	5.51 %
Sn 189.927	1.3	0.0793	0.07916	mg/L		mg/L	99.78 %
Zn 206.200	4.1	0.0408	0.01628	mg/L		mg/L	39.95 %
Ca 317.933	632.8	0.3582	0.00708	mg/L		mg/L	1.98 %
Sr 421.552	11,948.7	0.0271	0.00057	mg/L		mg/L	2.10 %

Mean Data

ID: MDL4 **Seq. No.:** 58 **A/S Pos:** 70

2007/12/08 14:05:52 Sample conc. not calculated. Nominal Wt. AND Initial Wt. required OR sam

Sample Qty: 1.00 g **Prep. Vol.:** 100.00 **Dilution:** : **Date:** 2007/12/08 14:04:52

Analyte	Corr. Intensity	Conc (Calib)	Std. Dev.	Calib Units	Conc (Sample)	Std. Dev.	Sample Units	RSD
Y 371.029	123,404.0	0.9972	0.00421	mg/L			mg/L	0.42 %
Al 308.215	11.1	0.0843	0.01282	mg/L			mg/L	15.21 %
B 249.772	27.4	0.0812	0.00235	mg/L			mg/L	2.90 %
Ba 233.527	3.1	0.0139	0.00556	mg/L			mg/L	40.04 %
Fe 259.939	12.4	0.0519	0.01017	mg/L			mg/L	19.58 %
K 766.490	575.1	0.1819	0.02870	mg/L			mg/L	15.78 %
Mg 279.077	12.3	0.1832	0.02482	mg/L			mg/L	13.55 %
Mn 257.610	-0.6	-0.0004	0.00042	mg/L			mg/L	95.53 %
Na 589.592	3,467.9	0.3337	0.00145	mg/L			mg/L	0.43 %
Sn 189.927	0.7	0.0401	0.07659	mg/L			mg/L	191.22 %
Zn 206.200	5.8	0.0578	0.00069	mg/L			mg/L	1.20 %
Ca 317.933	741.1	0.4195	0.01003	mg/L			mg/L	2.39 %
Sr 421.552	11,753.8	0.0266	0.00010	mg/L			mg/L	0.38 %

Mean Data

ID: MDL5 Seq. No.: 59 A/S Pos: 71

2007/12/08 14:11:39 Sample conc. not calculated. Nominal Wt. AND Initial Wt. required OR sam

Sample Qty: 1.00 g Prep. Vol.: 100.00 Dilution: : Date: 2007/12/08 14:10:39

Analyte	Corr. Intensity	Conc (Calib)	Std. Dev.	Calib Units	Conc (Sample)	Std. Dev.	Sample Units	RSD
Y 371.029	123,461.3	0.9976	0.00157	mg/L			mg/L	0.16 %
Al 308.215	13.5	0.1027	0.00632	mg/L			mg/L	6.16 %
B 249.772	25.8	0.0765	0.00444	mg/L			mg/L	5.80 %
Ba 233.527	3.9	0.0176	0.00176	mg/L			mg/L	10.00 %
Fe 259.939	10.0	0.0418	0.00409	mg/L			mg/L	9.77 %
K 766.490	601.5	0.1902	0.02162	mg/L			mg/L	11.37 %
Mg 279.077	12.2	0.1818	0.00306	mg/L			mg/L	1.68 %
Mn 257.610	-2.0	-0.0016	0.00160	mg/L			mg/L	100.63 %
Na 589.592	3,158.7	0.3040	0.00809	mg/L			mg/L	2.66 %
Sn 189.927	0.6	0.0382	0.00597	mg/L			mg/L	15.60 %
Zn 206.200	4.2	0.0414	0.01356	mg/L			mg/L	32.77 %
Ca 317.933	897.0	0.5077	0.00541	mg/L			mg/L	1.06 %
Sr 421.552	11,678.7	0.0264	0.00026	mg/L			mg/L	0.97 %

Mean Data

ID: MDL6 Seq. No.: 60 A/S Pos: 72

2007/12/08 14:17:27 Sample conc. not calculated. Nominal Wt. AND Initial Wt. required OR sam

Sample Qty: 1.00 g Prep. Vol.: 100.00 Dilution: : Date: 2007/12/08 14:16:26

Analyte	Corr. Intensity	Conc (Calib)	Std. Dev.	Calib Units	Conc (Sample)	Std. Dev.	Sample Units	RSD
Y 371.029	123,731.7	0.9998	0.00366	mg/L			mg/L	0.37 %
Al 308.215	13.1	0.0994	0.01550	mg/L			mg/L	15.60 %
B 249.772	26.6	0.0789	0.00269	mg/L			mg/L	3.41 %
Ba 233.527	3.1	0.0139	0.00287	mg/L			mg/L	20.64 %
Fe 259.939	11.7	0.0492	0.00313	mg/L			mg/L	6.37 %
K 766.490	557.9	0.1764	0.00183	mg/L			mg/L	1.04 %

Mg 279.077	11.7	0.1747	0.04548	mg/L		mg/L	26.04 %
Mn 257.610	-0.3	-0.0003	0.00170	mg/L		mg/L	643.22 %
Na 589.592	3,367.1	0.3240	0.00738	mg/L		mg/L	2.28 %
Sn 189.927	0.7	0.0421	0.04274	mg/L		mg/L	101.43 %
Zn 206.200	3.0	0.0298	0.00568	mg/L		mg/L	19.05 %
Ca 317.933	772.0	0.4370	0.00495	mg/L		mg/L	1.13 %
Sr 421.552	11,851.0	0.0268	0.00001	mg/L		mg/L	0.02 %

Mean Data

ID: MDL7 **Seq. No.:** 61 **A/S Pos:** 73

2007/12/08 14:23:17 Sample conc. not calculated. Nominal Wt. AND Initial Wt. required OR sam

Sample Qty: 1.00 g **Prep. Vol.:** 100.00 **Dilution:** : **Date:** 2007/12/08 14:22:17

Analyte	Corr. Intensity	Conc (Calib)	Std. Dev.	Calib Units	Conc (Sample)	Std. Dev.	Sample Units	RSD
Y 371.029	123,364.5	0.9968	0.00092	mg/L			mg/L	0.09 %
Al 308.215	14.3	0.1086	0.00982	mg/L			mg/L	9.04 %
B 249.772	27.4	0.0814	0.00349	mg/L			mg/L	4.29 %
Ba 233.527	1.8	0.0081	0.00231	mg/L			mg/L	28.52 %
Fe 259.939	13.3	0.0556	0.00048	mg/L			mg/L	0.87 %
K 766.490	583.4	0.1845	0.02942	mg/L			mg/L	15.95 %
Mg 279.077	13.2	0.1970	0.03127	mg/L			mg/L	15.88 %
Mn 257.610	-0.8	-0.0006	0.00113	mg/L			mg/L	174.47 %
Na 589.592	3,233.7	0.3112	0.00031	mg/L			mg/L	0.10 %
Sn 189.927	0.9	0.0540	0.01566	mg/L			mg/L	29.02 %
Zn 206.200	4.7	0.0468	0.02010	mg/L			mg/L	42.90 %
Ca 317.933	684.7	0.3876	0.00192	mg/L			mg/L	0.50 %
Sr 421.552	11,650.5	0.0264	0.00021	mg/L			mg/L	0.79 %

Mean Data

ID: MDL8 **Seq. No.:** 62 **A/S Pos:** 74

2007/12/08 14:29:06 Sample conc. not calculated. Nominal Wt. AND Initial Wt. required OR sam

Sample Qty: 1.00 g **Prep. Vol.:** 100.00 **Dilution:** : **Date:** 2007/12/08 14:28:06

Analyte	Corr. Intensity	Conc (Calib)	Std. Dev.	Calib Units	Conc (Sample)	Std. Dev.	Sample Units	RSD
Y 371.029	124,432.5	1.005	0.0005	mg/L			mg/L	0.05 %
Al 308.215	13.4	0.1016	0.01125	mg/L			mg/L	11.08 %
B 249.772	26.8	0.0797	0.00095	mg/L			mg/L	1.19 %
Ba 233.527	2.2	0.0101	0.00572	mg/L			mg/L	56.63 %
Fe 259.939	13.5	0.0567	0.00156	mg/L			mg/L	2.75 %
K 766.490	442.0	0.1397	0.01040	mg/L			mg/L	7.44 %
Mg 279.077	12.8	0.1910	0.01036	mg/L			mg/L	5.42 %
Mn 257.610	-0.6	-0.0005	0.00064	mg/L			mg/L	137.16 %
Na 589.592	3,066.0	0.2950	0.00123	mg/L			mg/L	0.42 %
Sn 189.927	1.1	0.0672	0.00154	mg/L			mg/L	2.29 %
Zn 206.200	3.7	0.0367	0.01599	mg/L			mg/L	43.60 %
Ca 317.933	577.7	0.3270	0.00030	mg/L			mg/L	0.09 %
Sr 421.552	11,603.9	0.0263	0.00005	mg/L			mg/L	0.18 %

Mean Data

ID: CCV **Seq. No.:** 63 **A/S Pos:** 4

2007/12/08 14:35:08 QC Failed. Continue with analysis.

Sample Qty: g **Prep. Vol.:** **Dilution:** : **Date:** 2007/12/08 14:34:06

Analyte	Corr. Intensity	Conc (Calib)	Std. Dev.	Calib Units	Conc (Sample)	Std. Dev.	Sample Units	RSD
Y 371.029	119,142.9	0.9627	0.00100	mg/L				0.10 %
Al 308.215	1,366.7	10.36	0.048	mg/L	10.36			0.46 %
2007/12/08 14:35:06 QC value within limits for Al 308.215 Recovery = 103.57%								
B 249.772	871.9	2.576	0.0060	mg/L	2.576			0.23 %
2007/12/08 14:35:06 QC value within limits for B 249.772 Recovery = 103.04%								
Ba 233.527	2,271.2	10.21	0.038	mg/L	10.21			0.38 %
2007/12/08 14:35:06 QC value within limits for Ba 233.527 Recovery = 102.14%								
Fe 259.939	1,246.0	5.225	0.0227	mg/L	5.225			0.43 %
2007/12/08 14:35:06 QC value within limits for Fe 259.939 Recovery = 104.50%								
K 766.490	160,556.6	50.82	0.148	mg/L	50.82			0.29 %
2007/12/08 14:35:06 QC value within limits for K 766.490 Recovery = 101.63%								

Mg 279.077	3,462.2	51.47	0.254	mg/L	51.47	0.49 %
2007/12/08 14:35:06 QC value within limits for Mg 279.077 Recovery = 102.93%						
Mn 257.610	1,001.0	0.8016	0.00107	mg/L	0.8016	0.13 %
2007/12/08 14:35:06 QC value within limits for Mn 257.610 Recovery = 106.88%						
Na 589.592	532,943.2	51.29	0.104	mg/L	51.29	0.20 %
2007/12/08 14:35:06 QC value within limits for Na 589.592 Recovery = 102.58%						
Sn 189.927	91.5	5.560	0.1083	mg/L	5.560	1.95 %
2007/12/08 14:35:06 QC value greater than the upper limit for Sn 189.927 Recovery = 111.20%						
Zn 206.200	103.9	1.026	0.0146	mg/L	1.026	1.43 %
2007/12/08 14:35:06 QC value within limits for Zn 206.200 Recovery = 102.57%						
Ca 317.933	92,562.4	52.39	0.032	mg/L	52.39	0.06 %
2007/12/08 14:35:06 QC value within limits for Ca 317.933 Recovery = 104.78%						
Sr 421.552	1,147,057.3	2.597	0.0092	mg/L	2.597	0.35 %
2007/12/08 14:35:06 QC value within limits for Sr 421.552 Recovery = 103.90%						

Mean Data

ID: CCB **Seq. No.:** 64 **A/S Pos:** 5

2007/12/08 14:40:56 All analyte(s) passed QC.

Sample Qty: g **Prep. Vol.:** **Dilution:** : **Date:** 2007/12/08 14:39:54

Analyte	Corr. Intensity	Conc (Calib)	Std. Dev.	Calib Units	Conc (Sample)	Std. Dev.	Sample Units	RSD
Y 371.029	125,953.2	1.018	0.0022	mg/L				0.22 %
Al 308.215	-0.1	-0.0008	0.02504	mg/L	-0.0008			3,188.5 %
2007/12/08 14:40:55 QC value within limits for Al 308.215 Recovery = Not calculated								
B 249.772	10.0	0.0296	0.00612	mg/L	0.0296			20.67 %
2007/12/08 14:40:55 QC value within limits for B 249.772 Recovery = Not calculated								
Ba 233.527	1.2	0.0055	0.00176	mg/L	0.0055			32.33 %
2007/12/08 14:40:55 QC value within limits for Ba 233.527 Recovery = Not calculated								
Fe 259.939	1.8	0.0077	0.00174	mg/L	0.0077			22.55 %
2007/12/08 14:40:55 QC value within limits for Fe 259.939 Recovery = Not calculated								
K 766.490	198.0	0.0627	0.04153	mg/L	0.0627			66.19 %
2007/12/08 14:40:55 QC value within limits for K 766.490 Recovery = Not calculated								
Mg 279.077	-1.4	-0.0213	0.01926	mg/L	-0.0213			90.40 %
2007/12/08 14:40:55 QC value within limits for Mg 279.077 Recovery = Not calculated								
Mn 257.610	-1.5	-0.0012	0.00053	mg/L	-0.0012			44.18 %
2007/12/08 14:40:55 QC value within limits for Mn 257.610 Recovery = Not calculated								
Na 589.592	319.8	0.0308	0.00771	mg/L	0.0308			25.05 %
2007/12/08 14:40:55 QC value within limits for Na 589.592 Recovery = Not calculated								
Sn 189.927	0.3	0.0202	0.04986	mg/L	0.0202			246.56 %
2007/12/08 14:40:55 QC value within limits for Sn 189.927 Recovery = Not calculated								
Zn 206.200	-1.0	-0.0103	0.00370	mg/L	-0.0103			35.84 %
2007/12/08 14:40:55 QC value within limits for Zn 206.200 Recovery = Not calculated								
Ca 317.933	49.3	0.0279	0.00573	mg/L	0.0279			20.51 %
2007/12/08 14:40:55 QC value within limits for Ca 317.933 Recovery = Not calculated								
Sr 421.552	183.2	0.0004	0.00005	mg/L	0.0004			11.77 %
2007/12/08 14:40:55 QC value within limits for Sr 421.552 Recovery = Not calculated								

Mean Data

ID: MRL Seq. No.: 65 A/S Pos: 6

2007/12/08 14:46:43 QC Failed. Continue with analysis.

Sample Qty: g Prep. Vol.: Dilution: : Date: 2007/12/08 14:45:41

Analyte	Corr. Intensity	Conc (Calib)	Std. Dev.	Calib Units	Conc (Sample)	Std. Dev.	Sample Units	RSD
Y 371.029	124,078.7	1.003	0.0010	mg/L				0.10 %
Al 308.215	24.4	0.1840	0.00424	mg/L	0.1840			2.30 %
2007/12/08 14:46:42 QC value within limits for Al 308.215 Recovery = 91.98%								
B 249.772	5.9	0.0167	0.00417	mg/L	0.0167			24.89 %
2007/12/08 14:46:42 QC value within limits for B 249.772 Recovery = Not calculated								
Ba 233.527	44.5	0.2004	0.00282	mg/L	0.2004			1.41 %
2007/12/08 14:46:42 QC value within limits for Ba 233.527 Recovery = 100.18%								
Fe 259.939	27.0	0.1131	0.00403	mg/L	0.1131			3.57 %
2007/12/08 14:46:42 QC value within limits for Fe 259.939 Recovery = 113.09%								
K 766.490	15,675.8	4.963	0.0408	mg/L	4.963			0.82 %
2007/12/08 14:46:42 QC value within limits for K 766.490 Recovery = 99.25%								
Mg 279.077	335.4	4.985	0.0161	mg/L	4.985			0.32 %
2007/12/08 14:46:42 QC value within limits for Mg 279.077 Recovery = 99.69%								
Mn 257.610	18.0	0.0144	0.00040	mg/L	0.0144			2.77 %
2007/12/08 14:46:42 QC value within limits for Mn 257.610 Recovery = 95.83%								
Na 589.592	52,047.4	5.009	0.0270	mg/L	5.009			0.54 %
2007/12/08 14:46:42 QC value within limits for Na 589.592 Recovery = 100.18%								
Sn 189.927	-0.4	0.0102	0.03091	mg/L	0.0102			302.24 %
2007/12/08 14:46:42 QC value within limits for Sn 189.927 Recovery = Not calculated								
Zn 206.200	4.8	0.0469	0.01427	mg/L	0.0469			30.40 %
2007/12/08 14:46:42 QC value less than the lower limit for Zn 206.200 Recovery = 78.24%								
Ca 317.933	9,041.1	5.117	0.0084	mg/L	5.117			0.16 %
2007/12/08 14:46:42 QC value within limits for Ca 317.933 Recovery = 102.35%								
Sr 421.552	217.4	0.0004	0.00019	mg/L	0.0004			44.37 %
2007/12/08 14:46:42 QC value within limits for Sr 421.552 Recovery = Not calculated								

Mean Data

ID: ICSA Seq. No.: 66 A/S Pos: 7

2007/12/08 14:52:32 All analyte(s) passed QC.

Sample Qty: g Prep. Vol.: Dilution: : Date: 2007/12/08 14:51:31

Analyte	Corr. Intensity	Conc (Calib)	Std. Dev.	Calib Units	Conc (Sample)	Std. Dev.	Sample Units	RSD
Y 371.029	115,076.6	0.9299	0.00363	mg/L				0.39 %
Al 308.215	33,935.0	257.4	2.07	mg/L	257.4			0.80 %
2007/12/08 14:52:31 QC value within limits for Al 308.215 Recovery = 102.95%								
B 249.772	97.3	0.0177	0.00423	mg/L	0.0177			23.94 %
Ba 233.527	3.1	0.0106	0.00653	mg/L	0.0106			61.63 %
2007/12/08 14:52:31 QC value within limits for Ba 233.527 Recovery = Not calculated								
Fe 259.939	23,924.8	100.3	0.81	mg/L	100.3			0.81 %
2007/12/08 14:52:31 QC value within limits for Fe 259.939 Recovery = 100.35%								
K 766.490	1,909.4	0.0651	0.25500	mg/L	0.0651			391.69 %

Mg 279.077	16,812.0	250.0	2.08	mg/L	250.0	0.83 %
2007/12/08 14:52:31 QC value within limits for Mg 279.077 Recovery = 100.00%						
Mn 257.610	0.7	0.0039	0.00038	mg/L	0.0039	9.64 %
2007/12/08 14:52:31 QC value within limits for Mn 257.610 Recovery = Not calculated						
Na 589.592	726.2	-0.0696	0.00112	mg/L	-0.0696	1.62 %
Sn 189.927	-29.9	-0.2259	0.03122	mg/L	-0.2259	13.82 %
Zn 206.200	2.3	-0.0159	0.01528	mg/L	-0.0159	96.07 %
2007/12/08 14:52:31 QC value within limits for Zn 206.200 Recovery = Not calculated						
Ca 317.933	447,570.5	253.3	1.63	mg/L	253.3	0.64 %
2007/12/08 14:52:31 QC value within limits for Ca 317.933 Recovery = 101.33%						
Sr 421.552	2,190.3	0.0010	0.00006	mg/L	0.0010	6.29 %
2007/12/08 14:52:31 QC value within limits for Sr 421.552 Recovery = Not calculated						

Mean Data

ID: ICSAB **Seq. No.:** 67 **A/S Pos:** 8

2007/12/08 14:58:18 All analyte(s) passed QC.

Sample Qty: g **Prep. Vol.:** **Dilution:** : **Date:** 2007/12/08 14:57:17

Analyte	Corr. Intensity	Conc (Calib)	Std. Dev.	Calib Units	Conc (Sample)	Std. Dev.	Sample Units	RSD
Y 371.029	115,809.0	0.9358	0.00924	mg/L				0.99 %
Al 308.215	33,812.4	256.4	0.21	mg/L	256.4			0.08 %
2007/12/08 14:58:17 QC value within limits for Al 308.215 Recovery = 102.58%								
B 249.772	94.9	0.0113	0.00407	mg/L	0.0113			35.94 %
Ba 233.527	113.5	0.5072	0.00066	mg/L	0.5072			0.13 %
2007/12/08 14:58:17 QC value within limits for Ba 233.527 Recovery = 101.45%								
Fe 259.939	23,865.3	100.1	0.09	mg/L	100.1			0.09 %
2007/12/08 14:58:17 QC value within limits for Fe 259.939 Recovery = 100.10%								
K 766.490	517.2	-0.3746	0.03139	mg/L	-0.3746			8.38 %
Mg 279.077	16,799.4	249.8	0.73	mg/L	249.8			0.29 %
2007/12/08 14:58:17 QC value within limits for Mg 279.077 Recovery = 99.92%								
Mn 257.610	643.3	0.5184	0.00485	mg/L	0.5184			0.94 %
2007/12/08 14:58:17 QC value within limits for Mn 257.610 Recovery = 103.68%								
Na 589.592	598.5	-0.0814	0.01368	mg/L	-0.0814			16.79 %
Sn 189.927	-28.8	-0.1655	0.02607	mg/L	-0.1655			15.75 %
Zn 206.200	101.2	0.9661	0.01894	mg/L	0.9661			1.96 %
2007/12/08 14:58:17 QC value within limits for Zn 206.200 Recovery = 96.61%								
Ca 317.933	446,397.1	252.6	0.12	mg/L	252.6			0.05 %
2007/12/08 14:58:17 QC value within limits for Ca 317.933 Recovery = 101.06%								
Sr 421.552	2,142.5	0.0009	0.00001	mg/L	0.0009			0.63 %

Mean Data

ID: CCV **Seq. No.:** 68 **A/S Pos:** 4

2007/12/08 15:04:18 QC Failed. Continue with analysis.

Sample Qty: g **Prep. Vol.:** **Dilution:** : **Date:** 2007/12/08 15:03:16

Analyte	Corr. Intensity	Conc (Calib)	Std. Dev.	Calib Units	Conc (Sample)	Std. Dev.	Sample Units	RSD
Y 371.029	118,845.1	0.9603	0.00642	mg/L				0.67 %
Al 308.215	1,376.8	10.43	0.043	mg/L	10.43			0.41 %
2007/12/08 15:04:16 QC value within limits for Al 308.215 Recovery = 104.33%								
B 249.772	880.9	2.603	0.0400	mg/L	2.603			1.54 %
2007/12/08 15:04:16 QC value within limits for B 249.772 Recovery = 104.11%								
Ba 233.527	2,285.1	10.28	0.051	mg/L	10.28			0.50 %
2007/12/08 15:04:16 QC value within limits for Ba 233.527 Recovery = 102.77%								
Fe 259.939	1,253.3	5.256	0.0222	mg/L	5.256			0.42 %
2007/12/08 15:04:16 QC value within limits for Fe 259.939 Recovery = 105.11%								
K 766.490	162,196.7	51.34	0.349	mg/L	51.34			0.68 %
2007/12/08 15:04:16 QC value within limits for K 766.490 Recovery = 102.67%								
Mg 279.077	3,490.3	51.88	0.317	mg/L	51.88			0.61 %
2007/12/08 15:04:16 QC value within limits for Mg 279.077 Recovery = 103.77%								
Mn 257.610	1,008.4	0.8075	0.00419	mg/L	0.8075			0.52 %
2007/12/08 15:04:16 QC value within limits for Mn 257.610 Recovery = 107.66%								
Na 589.592	536,417.1	51.62	0.384	mg/L	51.62			0.74 %
2007/12/08 15:04:16 QC value within limits for Na 589.592 Recovery = 103.24%								
Sn 189.927	92.9	5.642	0.0076	mg/L	5.642			0.13 %
2007/12/08 15:04:16 QC value greater than the upper limit for Sn 189.927 Recovery = 112.83%								
Zn 206.200	105.4	1.040	0.0063	mg/L	1.040			0.61 %
2007/12/08 15:04:16 QC value within limits for Zn 206.200 Recovery = 104.04%								
Ca 317.933	92,864.8	52.56	0.118	mg/L	52.56			0.22 %
2007/12/08 15:04:16 QC value within limits for Ca 317.933 Recovery = 105.13%								
Sr 421.552	1,155,753.2	2.617	0.0173	mg/L	2.617			0.66 %
2007/12/08 15:04:16 QC value within limits for Sr 421.552 Recovery = 104.68%								

Mean Data

ID: CCB **Seq. No.:** 69 **A/S Pos:** 5

2007/12/08 15:10:08 All analyte(s) passed QC.

Sample Qty: g **Prep. Vol.:** **Dilution:** : **Date:** 2007/12/08 15:09:07

Analyte	Corr. Intensity	Conc (Calib)	Std. Dev.	Calib Units	Conc (Sample)	Std. Dev.	Sample Units	RSD
Y 371.029	125,306.7	1.013	0.0109	mg/L				1.08 %
Al 308.215	-0.1	-0.0005	0.00256	mg/L	-0.0005			514.62 %
2007/12/08 15:10:07 QC value within limits for Al 308.215 Recovery = Not calculated								
B 249.772	8.9	0.0264	0.00443	mg/L	0.0264			16.79 %
2007/12/08 15:10:07 QC value within limits for B 249.772 Recovery = Not calculated								
Ba 233.527	0.8	0.0035	0.00255	mg/L	0.0035			71.78 %
2007/12/08 15:10:07 QC value within limits for Ba 233.527 Recovery = Not calculated								
Fe 259.939	3.3	0.0139	0.00245	mg/L	0.0139			17.59 %
2007/12/08 15:10:07 QC value within limits for Fe 259.939 Recovery = Not calculated								
K 766.490	283.4	0.0898	0.02205	mg/L	0.0898			24.56 %
2007/12/08 15:10:07 QC value within limits for K 766.490 Recovery = Not calculated								

Mg 279.077	1.1	0.0168	0.07084	mg/L	0.0168	421.75 %
2007/12/08 15:10:07 QC value within limits for Mg 279.077 Recovery = Not calculated						
Mn 257.610	-1.9	-0.0015	0.00189	mg/L	-0.0015	123.98 %
2007/12/08 15:10:07 QC value within limits for Mn 257.610 Recovery = Not calculated						
Na 589.592	303.8	0.0292	0.01588	mg/L	0.0292	54.29 %
2007/12/08 15:10:07 QC value within limits for Na 589.592 Recovery = Not calculated						
Sn 189.927	0.7	0.0380	0.03874	mg/L	0.0380	101.91 %
2007/12/08 15:10:07 QC value within limits for Sn 189.927 Recovery = Not calculated						
Zn 206.200	-1.7	-0.0168	0.00529	mg/L	-0.0168	31.57 %
2007/12/08 15:10:07 QC value within limits for Zn 206.200 Recovery = Not calculated						
Ca 317.933	55.0	0.0311	0.00369	mg/L	0.0311	11.85 %
2007/12/08 15:10:07 QC value within limits for Ca 317.933 Recovery = Not calculated						
Sr 421.552	178.9	0.0004	0.00012	mg/L	0.0004	28.82 %
2007/12/08 15:10:07 QC value within limits for Sr 421.552 Recovery = Not calculated						

Mean Data

ID: PBW-M4360047 **Seq. No.:** 70 **A/S Pos:** 75

2007/12/08 15:15:55 Sample conc. not calculated. Sample Prep. Vol. AND Initial Vol. required O

Sample Qty: g **Prep. Vol.:** 50.00 **Dilution:** : **Date:** 2007/12/08 15:14:55

Analyte	Corr. Intensity	Conc (Calib)	Std. Dev.	Calib Units	Conc (Sample)	Std. Dev.	Sample Units	RSD
Y 371.029	125,949.1	1.018	0.0004	mg/L			mg/L	0.04 %
Al 308.215	-0.5	-0.0037	0.00555	mg/L			mg/L	148.95 %
B 249.772	7.4	0.0219	0.00453	mg/L			mg/L	20.67 %
Ba 233.527	-0.2	-0.0008	0.00271	mg/L			mg/L	324.62 %
Fe 259.939	2.0	0.0082	0.00258	mg/L			mg/L	31.53 %
K 766.490	198.7	0.0630	0.02367	mg/L			mg/L	37.59 %
Mg 279.077	-0.9	-0.0141	0.00709	mg/L			mg/L	50.34 %
Mn 257.610	-1.4	-0.0011	0.00013	mg/L			mg/L	11.79 %
Na 589.592	200.2	0.0193	0.00199	mg/L			mg/L	10.32 %
Sn 189.927	0.9	0.0510	0.03916	mg/L			mg/L	76.76 %
Zn 206.200	-0.4	-0.0040	0.01672	mg/L			mg/L	415.92 %
Ca 317.933	17.2	0.0097	0.00134	mg/L			mg/L	13.75 %
Sr 421.552	-12.4	0.0000	0.00004	mg/L			mg/L	152.66 %

Mean Data

ID: LCSW-M4360047 Seq. No.: 71 A/S Pos: 76

2007/12/08 15:21:56 Sample conc. not calculated. Sample Prep. Vol. AND Initial Vol. required O

Sample Qty: g Prep. Vol.: 50.00 Dilution: : Date: 2007/12/08 15:20:50

Analyte	Corr. Intensity	Conc (Calib)	Std. Dev.	Calib Units	Conc (Sample)	Std. Dev.	Sample Units	RSD
Y 371.029	124,293.3	1.004	0.0029	mg/L			mg/L	0.29 %
Al 308.215	266.2	2.019	0.0371	mg/L			mg/L	1.84 %
B 249.772	340.3	1.009	0.0047	mg/L			mg/L	0.47 %
Ba 233.527	441.6	1.986	0.0021	mg/L			mg/L	0.11 %
Fe 259.939	245.7	1.031	0.0027	mg/L			mg/L	0.26 %
K 766.490	60,856.9	19.28	0.033	mg/L			mg/L	0.17 %
Mg 279.077	134.2	1.996	0.0186	mg/L			mg/L	0.93 %
Mn 257.610	638.9	0.5116	0.00269	mg/L			mg/L	0.53 %
Na 589.592	203,629.0	19.60	0.048	mg/L			mg/L	0.25 %
Sn 189.927	99.0	5.689	0.0717	mg/L			mg/L	1.26 %
Zn 206.200	50.1	0.4971	0.00430	mg/L			mg/L	0.87 %
Ca 317.933	3,731.9	2.112	0.0105	mg/L			mg/L	0.50 %
Sr 421.552	167.7	0.0003	0.00018	mg/L			mg/L	50.70 %

Mean Data

ID: 1056297 1/10 Seq. No.: 72 A/S Pos: 77

2007/12/08 15:27:43 Sample conc. not calculated. Sample Prep. Vol. AND Initial Vol. required O

Sample Qty: g Prep. Vol.: 50.00 Dilution: 1.00 : 10.00 Date: 2007/12/08 15:26:43

Analyte	Corr. Intensity	Conc (Calib)	Std. Dev.	Calib Units	Conc (Sample)	Std. Dev.	Sample Units	RSD
Y 371.029	124,410.3	1.005	0.0048	mg/L			mg/L	0.48 %
Al 308.215	6.1	0.0405	0.00155	mg/L			mg/L	3.82 %
B 249.772	12.8	0.0346	0.00374	mg/L			mg/L	10.81 %
Ba 233.527	0.3	0.0013	0.00026	mg/L			mg/L	19.61 %
Fe 259.939	136.4	0.5717	0.01038	mg/L			mg/L	1.82 %
K 766.490	2,597.8	0.8065	0.03940	mg/L			mg/L	4.88 %

Mg 279.077	121.7	1.809	0.0411	mg/L	mg/L	2.27 %
Mn 257.610	10.9	0.0090	0.00200	mg/L	mg/L	22.26 %
Na 589.592	27,820.2	2.674	0.0083	mg/L	mg/L	0.31 %
Sn 189.927	-3.8	-0.0206	0.00643	mg/L	mg/L	31.17 %
Zn 206.200	-0.6	-0.0089	0.01564	mg/L	mg/L	175.79 %
Ca 317.933	57,841.5	32.74	0.210	mg/L	mg/L	0.64 %
Sr 421.552	36,429.4	0.0821	0.00039	mg/L	mg/L	0.48 %

Mean Data

ID: 1056297D 1/10 **Seq. No.:** 73 **A/S Pos:** 78

2007/12/08 15:33:35 Sample conc. not calculated. Sample Prep. Vol. AND Initial Vol. required O

Sample Qty: g **Prep. Vol.:** 50.00 **Dilution:** 1.00 : 10.00 **Date:** 2007/12/08 15:32:35

Analyte	Corr. Intensity	Conc (Calib)	Std. Dev.	Calib Units	Conc (Sample)	Std. Dev.	Sample Units	RSD
Y 371.029	124,059.0	1.002	0.0017	mg/L			mg/L	0.17 %
Al 308.215	4.5	0.0284	0.00875	mg/L			mg/L	30.78 %
B 249.772	8.5	0.0216	0.00124	mg/L			mg/L	5.73 %
Ba 233.527	1.2	0.0053	0.00545	mg/L			mg/L	103.55 %
Fe 259.939	137.9	0.5780	0.00229	mg/L			mg/L	0.40 %
K 766.490	2,639.4	0.8199	0.01392	mg/L			mg/L	1.70 %
Mg 279.077	121.2	1.801	0.0126	mg/L			mg/L	0.70 %
Mn 257.610	15.2	0.0124	0.00022	mg/L			mg/L	1.82 %
Na 589.592	27,534.8	2.646	0.0127	mg/L			mg/L	0.48 %
Sn 189.927	-5.5	-0.1162	0.03366	mg/L			mg/L	28.97 %
Zn 206.200	-0.3	-0.0058	0.01340	mg/L			mg/L	230.81 %
Ca 317.933	57,311.9	32.44	0.115	mg/L			mg/L	0.35 %
Sr 421.552	36,158.2	0.0815	0.00026	mg/L			mg/L	0.32 %

Mean Data

ID: 1056297S 1/10 Seq. No.: 74 A/S Pos: 79

2007/12/08 15:39:23 Sample conc. not calculated. Sample Prep. Vol. AND Initial Vol. required O

Sample Qty: g Prep. Vol.: 50.00 Dilution: 1.00 : 10.00 Date: 2007/12/08 15:38:22

Analyte	Corr. Intensity	Conc (Calib)	Std. Dev.	Calib Units	Conc (Sample)	Std. Dev.	Sample Units	RSD
Y 371.029	125,560.2	1.015	0.0101	mg/L			mg/L	1.00 %
Al 308.215	27.7	0.2044	0.02067	mg/L			mg/L	10.11 %
B 249.772	44.1	0.1273	0.00461	mg/L			mg/L	3.62 %
Ba 233.527	43.9	0.1974	0.00174	mg/L			mg/L	0.88 %
Fe 259.939	159.4	0.6680	0.00911	mg/L			mg/L	1.36 %
K 766.490	8,980.9	2.829	0.0038	mg/L			mg/L	0.14 %
Mg 279.077	133.1	1.979	0.0187	mg/L			mg/L	0.95 %
Mn 257.610	80.1	0.0644	0.00033	mg/L			mg/L	0.51 %
Na 589.592	48,649.7	4.679	0.0141	mg/L			mg/L	0.30 %
Sn 189.927	6.6	0.5817	0.01619	mg/L			mg/L	2.78 %
Zn 206.200	5.2	0.0486	0.02752	mg/L			mg/L	56.58 %
Ca 317.933	58,704.5	33.23	0.098	mg/L			mg/L	0.29 %
Sr 421.552	36,896.9	0.0831	0.00048	mg/L			mg/L	0.57 %

Mean Data

ID: 1056297A 1/10 Seq. No.: 75 A/S Pos: 80

2007/12/08 15:45:22 Sample conc. not calculated. Sample Prep. Vol. AND Initial Vol. required O

Sample Qty: g Prep. Vol.: 50.00 Dilution: 1.00 : 10.00 Date: 2007/12/08 15:44:16

Analyte	Corr. Intensity	Conc (Calib)	Std. Dev.	Calib Units	Conc (Sample)	Std. Dev.	Sample Units	RSD
Y 371.029	127,299.1	1.029	0.0473	mg/L			mg/L	4.60 %
Al 308.215	250.2	1.893	0.0822	mg/L			mg/L	4.34 %
B 249.772	327.4	0.9677	0.05083	mg/L			mg/L	5.25 %
Ba 233.527	412.7	1.856	0.0836	mg/L			mg/L	4.50 %
Fe 259.939	361.4	1.515	0.0690	mg/L			mg/L	4.55 %
K 766.490	59,397.8	18.80	0.947	mg/L			mg/L	5.04 %

Mg 279.077	241.5	3.590	0.1590	mg/L	mg/L	4.43 %
Mn 257.610	628.3	0.5034	0.02042	mg/L	mg/L	4.06 %
Na 589.592	215,133.3	20.70	0.992	mg/L	mg/L	4.79 %
Sn 189.927	-5.1	-0.0919	0.00821	mg/L	mg/L	8.94 %
Zn 206.200	49.9	0.4921	0.01010	mg/L	mg/L	2.05 %
Ca 317.933	58,579.8	33.16	1.134	mg/L	mg/L	3.42 %
Sr 421.552	34,855.7	0.0785	0.00390	mg/L	mg/L	4.96 %

Mean Data

ID: 1056297L 1/10 **Seq. No.:** 76 **A/S Pos:** 81

2007/12/08 15:51:11 Sample conc. not calculated. Sample Prep. Vol. AND Initial Vol. required O

Sample Qty: g **Prep. Vol.:** 50.00 **Dilution:** 1.00 : 10.00 **Date:** 2007/12/08 15:50:11

Analyte	Corr. Intensity	Conc (Calib)	Std. Dev.	Calib Units	Conc (Sample)	Std. Dev.	Sample Units	RSD
Y 371.029	126,698.7	1.024	0.0054	mg/L			mg/L	0.52 %
Al 308.215	2.5	0.0182	0.00672	mg/L			mg/L	36.99 %
B 249.772	7.9	0.0227	0.00136	mg/L			mg/L	5.98 %
Ba 233.527	1.0	0.0043	0.00743	mg/L			mg/L	171.31 %
Fe 259.939	28.2	0.1181	0.00714	mg/L			mg/L	6.05 %
K 766.490	722.6	0.2256	0.03193	mg/L			mg/L	14.15 %
Mg 279.077	24.0	0.3563	0.06002	mg/L			mg/L	16.84 %
Mn 257.610	0.7	0.0006	0.00107	mg/L			mg/L	170.74 %
Na 589.592	5,676.2	0.5456	0.00972	mg/L			mg/L	1.78 %
Sn 189.927	-0.7	-0.0026	0.08440	mg/L			mg/L	3,258.8 %
Zn 206.200	0.0	-0.0009	0.02188	mg/L			mg/L	2,439.4 %
Ca 317.933	11,594.3	6.563	0.0279	mg/L			mg/L	0.43 %
Sr 421.552	7,275.5	0.0164	0.00012	mg/L			mg/L	0.70 %

Mean Data

ID: 1056299 1/10 Seq. No.: 77 A/S Pos: 82

2007/12/08 15:56:59 Sample conc. not calculated. Sample Prep. Vol. AND Initial Vol. required O

Sample Qty: g Prep. Vol.: 50.00 Dilution: 1.00 : 10.00 Date: 2007/12/08 15:55:59

Analyte	Corr. Intensity	Conc (Calib)	Std. Dev.	Calib Units	Conc (Sample)	Std. Dev.	Sample Units	RSD
Y 371.029	126,376.5	1.021	0.0018	mg/L			mg/L	0.17 %
Al 308.215	3.6	0.0230	0.03511	mg/L			mg/L	152.88 %
B 249.772	35.9	0.1049	0.00230	mg/L			mg/L	2.19 %
Ba 233.527	2.3	0.0102	0.00047	mg/L			mg/L	4.55 %
Fe 259.939	11.7	0.0485	0.00750	mg/L			mg/L	15.44 %
K 766.490	4,422.9	1.388	0.0051	mg/L			mg/L	0.36 %
Mg 279.077	147.1	2.186	0.0478	mg/L			mg/L	2.19 %
Mn 257.610	3.9	0.0033	0.00074	mg/L			mg/L	22.68 %
Na 589.592	55,816.2	5.370	0.0320	mg/L			mg/L	0.60 %
Sn 189.927	-3.5	-0.0421	0.04428	mg/L			mg/L	105.22 %
Zn 206.200	-0.7	-0.0097	0.01636	mg/L			mg/L	167.89 %
Ca 317.933	46,236.8	26.17	0.162	mg/L			mg/L	0.62 %
Sr 421.552	31,224.0	0.0704	0.00035	mg/L			mg/L	0.50 %

Mean Data

ID: 1056300 1/10 Seq. No.: 78 A/S Pos: 83

2007/12/08 16:02:49 Sample conc. not calculated. Sample Prep. Vol. AND Initial Vol. required O

Sample Qty: g Prep. Vol.: 50.00 Dilution: 1.00 : 10.00 Date: 2007/12/08 16:01:49

Analyte	Corr. Intensity	Conc (Calib)	Std. Dev.	Calib Units	Conc (Sample)	Std. Dev.	Sample Units	RSD
Y 371.029	125,692.6	1.016	0.0116	mg/L			mg/L	1.14 %
Al 308.215	0.4	0.0019	0.00999	mg/L			mg/L	516.98 %
B 249.772	5.7	0.0143	0.00166	mg/L			mg/L	11.62 %
Ba 233.527	9.1	0.0407	0.00674	mg/L			mg/L	16.54 %
Fe 259.939	210.3	0.8819	0.01279	mg/L			mg/L	1.45 %
K 766.490	594.3	0.1840	0.03050	mg/L			mg/L	16.57 %

Mg 279.077	27.2	0.4057	0.01641	mg/L		mg/L	4.04 %
Mn 257.610	15.9	0.0128	0.00107	mg/L		mg/L	8.36 %
Na 589.592	3,386.7	0.3249	0.01071	mg/L		mg/L	3.30 %
Sn 189.927	-1.2	-0.0184	0.03960	mg/L		mg/L	215.09 %
Zn 206.200	-2.0	-0.0209	0.00867	mg/L		mg/L	41.44 %
Ca 317.933	14,391.8	8.146	0.0173	mg/L		mg/L	0.21 %
Sr 421.552	11,606.5	0.0262	0.00003	mg/L		mg/L	0.12 %

Mean Data

ID: 1056297 **Seq. No.:** 79 **A/S Pos:** 84

2007/12/08 16:08:38 Sample conc. not calculated. Sample Prep. Vol. AND Initial Vol. required O

Sample Qty: g **Prep. Vol.:** 50.00 **Dilution:** : **Date:** 2007/12/08 16:07:38

Analyte	Corr. Intensity	Conc (Calib)	Std. Dev.	Calib Units	Conc (Sample)	Std. Dev.	Sample Units	RSD
Y 371.029	122,288.2	0.9881	0.00270	mg/L			mg/L	0.27 %
Al 308.215	39.5	0.2470	0.00611	mg/L			mg/L	2.47 %
B 249.772	56.1	0.1331	0.01270	mg/L			mg/L	9.55 %
Ba 233.527	3.6	0.0161	0.00218	mg/L			mg/L	13.55 %
Fe 259.939	1,319.7	5.529	0.0090	mg/L			mg/L	0.16 %
K 766.490	24,808.3	7.701	0.0856	mg/L			mg/L	1.11 %
Mg 279.077	1,174.1	17.45	0.029	mg/L			mg/L	0.16 %
Mn 257.610	140.5	0.1148	0.00091	mg/L			mg/L	0.79 %
Na 589.592	276,625.8	26.59	0.230	mg/L			mg/L	0.86 %
Sn 189.927	-34.3	-0.0513	0.00443	mg/L			mg/L	8.64 %
Zn 206.200	5.8	0.0293	0.00432	mg/L			mg/L	14.77 %
Ca 317.933	557,242.4	315.4	1.65	mg/L			mg/L	0.52 %
Sr 421.552	357,496.6	0.8055	0.00562	mg/L			mg/L	0.70 %

Mean Data

ID: CCV Seq. No.: 80 A/S Pos: 4

2007/12/08 16:14:39 QC Failed. Continue with analysis.

Sample Qty: g Prep. Vol.: Dilution: : Date: 2007/12/08 16:13:38

Analyte	Corr. Intensity	Conc (Calib)	Std. Dev.	Calib Units	Conc (Sample)	Std. Dev.	Sample Units	RSD
Y 371.029	119,301.0	0.9640	0.00223	mg/L				0.23 %
Al 308.215	1,378.1	10.44	0.018	mg/L	10.44			0.17 %
2007/12/08 16:14:38 QC value within limits for Al 308.215 Recovery = 104.43%								
B 249.772	881.6	2.605	0.0334	mg/L	2.605			1.28 %
2007/12/08 16:14:38 QC value within limits for B 249.772 Recovery = 104.19%								
Ba 233.527	2,286.8	10.28	0.055	mg/L	10.28			0.54 %
2007/12/08 16:14:38 QC value within limits for Ba 233.527 Recovery = 102.84%								
Fe 259.939	1,251.6	5.248	0.0260	mg/L	5.248			0.50 %
2007/12/08 16:14:38 QC value within limits for Fe 259.939 Recovery = 104.97%								
K 766.490	162,923.7	51.57	0.339	mg/L	51.57			0.66 %
2007/12/08 16:14:38 QC value within limits for K 766.490 Recovery = 103.13%								
Mg 279.077	3,486.2	51.82	0.189	mg/L	51.82			0.36 %
2007/12/08 16:14:38 QC value within limits for Mg 279.077 Recovery = 103.65%								
Mn 257.610	1,007.4	0.8067	0.00302	mg/L	0.8067			0.37 %
2007/12/08 16:14:38 QC value within limits for Mn 257.610 Recovery = 107.56%								
Na 589.592	539,506.0	51.92	0.203	mg/L	51.92			0.39 %
2007/12/08 16:14:38 QC value within limits for Na 589.592 Recovery = 103.84%								
Sn 189.927	93.5	5.676	0.0185	mg/L	5.676			0.33 %
2007/12/08 16:14:38 QC value greater than the upper limit for Sn 189.927 Recovery = 113.51%								
Zn 206.200	105.3	1.039	0.0060	mg/L	1.039			0.57 %
2007/12/08 16:14:38 QC value within limits for Zn 206.200 Recovery = 103.90%								
Ca 317.933	93,085.0	52.69	0.005	mg/L	52.69			0.01 %
2007/12/08 16:14:38 QC value within limits for Ca 317.933 Recovery = 105.37%								
Sr 421.552	1,162,336.7	2.632	0.0075	mg/L	2.632			0.29 %
2007/12/08 16:14:38 QC value within limits for Sr 421.552 Recovery = 105.28%								

Mean Data

ID: CCB Seq. No.: 81 A/S Pos: 5

2007/12/08 16:20:27 All analyte(s) passed QC.

Sample Qty: g Prep. Vol.: Dilution: : Date: 2007/12/08 16:19:25

Analyte	Corr. Intensity	Conc (Calib)	Std. Dev.	Calib Units	Conc (Sample)	Std. Dev.	Sample Units	RSD
Y 371.029	126,275.2	1.020	0.0032	mg/L				0.31 %
Al 308.215	0.4	0.0032	0.00330	mg/L	0.0032			103.10 %
2007/12/08 16:20:26 QC value within limits for Al 308.215 Recovery = Not calculated								
B 249.772	10.8	0.0321	0.00156	mg/L	0.0321			4.84 %
2007/12/08 16:20:26 QC value within limits for B 249.772 Recovery = Not calculated								
Ba 233.527	0.7	0.0032	0.00153	mg/L	0.0032			48.09 %
2007/12/08 16:20:26 QC value within limits for Ba 233.527 Recovery = Not calculated								
Fe 259.939	0.7	0.0029	0.00566	mg/L	0.0029			193.31 %
2007/12/08 16:20:26 QC value within limits for Fe 259.939 Recovery = Not calculated								
K 766.490	407.0	0.1289	0.02464	mg/L	0.1289			19.11 %
2007/12/08 16:20:26 QC value within limits for K 766.490 Recovery = Not calculated								

Mg 279.077	-1.3	-0.0187	0.03186	mg/L	-0.0187	170.40 %

2007/12/08 16:20:26 QC value within limits for Mg 279.077 Recovery = Not calculated

Mn 257.610	-1.8	-0.0015	0.00177	mg/L	-0.0015	120.82 %

2007/12/08 16:20:26 QC value within limits for Mn 257.610 Recovery = Not calculated

Na 589.592	437.1	0.0421	0.00547	mg/L	0.0421	12.99 %

2007/12/08 16:20:26 QC value within limits for Na 589.592 Recovery = Not calculated

Sn 189.927	0.5	0.0304	0.05118	mg/L	0.0304	168.53 %

2007/12/08 16:20:26 QC value within limits for Sn 189.927 Recovery = Not calculated

Zn 206.200	-0.6	-0.0063	0.00002	mg/L	-0.0063	0.28 %

2007/12/08 16:20:26 QC value within limits for Zn 206.200 Recovery = Not calculated

Ca 317.933	62.8	0.0355	0.00159	mg/L	0.0355	4.47 %

2007/12/08 16:20:26 QC value within limits for Ca 317.933 Recovery = Not calculated

Sr 421.552	167.2	0.0004	0.00002	mg/L	0.0004	6.38 %

2007/12/08 16:20:26 QC value within limits for Sr 421.552 Recovery = Not calculated

Mean Data

ID: 1056297D **Seq. No.:** 82 **A/S Pos:** 85

2007/12/08 16:26:17 Sample conc. not calculated. Sample Prep. Vol. AND Initial Vol. required O

Sample Qty: g **Prep. Vol.:** 50.00 **Dilution:** : **Date:** 2007/12/08 16:25:17

Analyte	Corr. Intensity	Conc (Calib)	Std. Dev.	Calib Units	Conc (Sample)	Std. Dev.	Sample Units	RSD
Y 371.029	121,012.0	0.9778	0.00667	mg/L			mg/L	0.68 %
Al 308.215	43.9	0.2801	0.01588	mg/L			mg/L	5.67 %
B 249.772	60.4	0.1459	0.00864	mg/L			mg/L	5.92 %
Ba 233.527	4.4	0.0199	0.00002	mg/L			mg/L	0.11 %
Fe 259.939	1,313.8	5.505	0.0539	mg/L			mg/L	0.98 %
K 766.490	25,148.6	7.808	0.0573	mg/L			mg/L	0.73 %
Mg 279.077	1,172.9	17.43	0.149	mg/L			mg/L	0.85 %
Mn 257.610	138.7	0.1134	0.00106	mg/L			mg/L	0.93 %
Na 589.592	277,081.5	26.63	0.231	mg/L			mg/L	0.87 %
Sn 189.927	-33.4	0.0039	0.02706	mg/L			mg/L	698.56 %
Zn 206.200	5.2	0.0225	0.00491	mg/L			mg/L	21.81 %
Ca 317.933	559,406.5	316.6	4.85	mg/L			mg/L	1.53 %
Sr 421.552	358,582.8	0.8080	0.00931	mg/L			mg/L	1.15 %

Mean Data

ID: 1056297S Seq. No.: 83 A/S Pos: 86

2007/12/08 16:32:06 Sample conc. not calculated. Sample Prep. Vol. AND Initial Vol. required O

Sample Qty: g Prep. Vol.: 50.00 Dilution: : Date: 2007/12/08 16:31:06

Analyte	Corr. Intensity	Conc (Calib)	Std. Dev.	Calib Units	Conc (Sample)	Std. Dev.	Sample Units	RSD
Y 371.029	118,833.9	0.9602	0.00211	mg/L			mg/L	0.22 %
Al 308.215	310.5	2.300	0.0024	mg/L			mg/L	0.11 %
B 249.772	411.9	1.187	0.0073	mg/L			mg/L	0.61 %
Ba 233.527	447.8	2.014	0.0007	mg/L			mg/L	0.03 %
Fe 259.939	1,624.0	6.806	0.0011	mg/L			mg/L	0.02 %
K 766.490	89,824.0	28.29	0.273	mg/L			mg/L	0.96 %
Mg 279.077	1,355.0	20.14	0.032	mg/L			mg/L	0.16 %
Mn 257.610	802.7	0.6451	0.00283	mg/L			mg/L	0.44 %
Na 589.592	495,605.9	47.66	0.330	mg/L			mg/L	0.69 %
Sn 189.927	65.3	5.764	0.0428	mg/L			mg/L	0.74 %
Zn 206.200	55.3	0.5182	0.00350	mg/L			mg/L	0.68 %
Ca 317.933	588,086.1	332.9	1.67	mg/L			mg/L	0.50 %
Sr 421.552	374,808.2	0.8445	0.00485	mg/L			mg/L	0.57 %

Mean Data

ID: 1056297A Seq. No.: 84 A/S Pos: 87

2007/12/08 16:38:00 Sample conc. not calculated. Sample Prep. Vol. AND Initial Vol. required O

Sample Qty: g Prep. Vol.: 50.00 Dilution: : Date: 2007/12/08 16:37:00

Analyte	Corr. Intensity	Conc (Calib)	Std. Dev.	Calib Units	Conc (Sample)	Std. Dev.	Sample Units	RSD
Y 371.029	120,522.8	0.9739	0.00766	mg/L			mg/L	0.79 %
Al 308.215	314.1	2.329	0.0431	mg/L			mg/L	1.85 %
B 249.772	408.3	1.178	0.0156	mg/L			mg/L	1.33 %
Ba 233.527	438.4	1.971	0.0269	mg/L			mg/L	1.37 %
Fe 259.939	1,555.7	6.519	0.0584	mg/L			mg/L	0.90 %
K 766.490	88,525.8	27.89	0.168	mg/L			mg/L	0.60 %

Mg 279.077	1,300.0	19.32	0.207	mg/L		mg/L	1.07 %
Mn 257.610	786.3	0.6319	0.00769	mg/L		mg/L	1.22 %
Na 589.592	484,093.4	46.56	0.248	mg/L		mg/L	0.53 %
Sn 189.927	-34.1	-0.0128	0.09896	mg/L		mg/L	772.60 %
Zn 206.200	55.0	0.5171	0.00552	mg/L		mg/L	1.07 %
Ca 317.933	565,209.2	319.9	0.82	mg/L		mg/L	0.26 %
Sr 421.552	360,482.6	0.8122	0.00342	mg/L		mg/L	0.42 %

Mean Data

ID: 1056297L **Seq. No.:** 85 **A/S Pos:** 88

2007/12/08 16:43:51 Sample conc. not calculated. Sample Prep. Vol. AND Initial Vol. required O

Sample Qty: g **Prep. Vol.:** 50.00 **Dilution:** : **Date:** 2007/12/08 16:42:51

Analyte	Corr. Intensity	Conc (Calib)	Std. Dev.	Calib Units	Conc (Sample)	Std. Dev.	Sample Units	RSD
Y 371.029	127,410.1	1.030	0.0071	mg/L			mg/L	0.69 %
Al 308.215	8.4	0.0528	0.03130	mg/L			mg/L	59.23 %
B 249.772	21.2	0.0560	0.00087	mg/L			mg/L	1.55 %
Ba 233.527	-0.1	-0.0006	0.00311	mg/L			mg/L	540.82 %
Fe 259.939	274.5	1.150	0.0110	mg/L			mg/L	0.96 %
K 766.490	5,699.6	1.773	0.0228	mg/L			mg/L	1.28 %
Mg 279.077	244.3	3.630	0.0321	mg/L			mg/L	0.88 %
Mn 257.610	31.0	0.0253	0.00251	mg/L			mg/L	9.92 %
Na 589.592	56,649.6	5.445	0.0848	mg/L			mg/L	1.56 %
Sn 189.927	-8.2	-0.0696	0.07484	mg/L			mg/L	107.51 %
Zn 206.200	1.0	0.0042	0.00740	mg/L			mg/L	176.08 %
Ca 317.933	116,395.3	65.88	1.090	mg/L			mg/L	1.65 %
Sr 421.552	73,531.0	0.1657	0.00268	mg/L			mg/L	1.62 %

Mean Data

ID: 1056299 Seq. No.: 86 A/S Pos: 89

2007/12/08 16:49:40 Sample conc. not calculated. Sample Prep. Vol. AND Initial Vol. required O

Sample Qty: g Prep. Vol.: 50.00 Dilution: : Date: 2007/12/08 16:48:40

Analyte	Corr. Intensity	Conc (Calib)	Std. Dev.	Calib Units	Conc (Sample)	Std. Dev.	Sample Units	RSD
Y 371.029	120,651.7	0.9749	0.00554	mg/L			mg/L	0.57 %
Al 308.215	40.8	0.2664	0.02846	mg/L			mg/L	10.68 %
B 249.772	308.0	0.8974	0.00240	mg/L			mg/L	0.27 %
Ba 233.527	12.9	0.0583	0.00024	mg/L			mg/L	0.42 %
Fe 259.939	129.5	0.5380	0.01865	mg/L			mg/L	3.47 %
K 766.490	41,775.4	13.10	0.089	mg/L			mg/L	0.68 %
Mg 279.077	1,439.2	21.39	0.016	mg/L			mg/L	0.07 %
Mn 257.610	68.4	0.0566	0.00006	mg/L			mg/L	0.10 %
Na 589.592	553,597.4	53.26	0.220	mg/L			mg/L	0.41 %
Sn 189.927	-28.4	-0.0636	0.01454	mg/L			mg/L	22.84 %
Zn 206.200	5.7	0.0339	0.00137	mg/L			mg/L	4.04 %
Ca 317.933	456,184.7	258.2	1.94	mg/L			mg/L	0.75 %
Sr 421.552	311,396.8	0.7019	0.00394	mg/L			mg/L	0.56 %

Mean Data

ID: 1056300 Seq. No.: 87 A/S Pos: 90

2007/12/08 16:55:28 Sample conc. not calculated. Sample Prep. Vol. AND Initial Vol. required O

Sample Qty: g Prep. Vol.: 50.00 Dilution: : Date: 2007/12/08 16:54:28

Analyte	Corr. Intensity	Conc (Calib)	Std. Dev.	Calib Units	Conc (Sample)	Std. Dev.	Sample Units	RSD
Y 371.029	125,018.2	1.010	0.0114	mg/L			mg/L	1.13 %
Al 308.215	2.5	0.0051	0.00000	mg/L			mg/L	0.00 %
B 249.772	29.6	0.0625	0.00452	mg/L			mg/L	7.23 %
Ba 233.527	82.3	0.3702	0.00304	mg/L			mg/L	0.82 %
Fe 259.939	2,073.2	8.695	0.0834	mg/L			mg/L	0.96 %
K 766.490	5,149.9	1.589	0.0585	mg/L			mg/L	3.68 %

Mg 279.077	294.1	4.378	0.0227	mg/L	mg/L	0.52 %
Mn 257.610	168.6	0.1357	0.00143	mg/L	mg/L	1.06 %
Na 589.592	34,762.2	3.336	0.0511	mg/L	mg/L	1.53 %
Sn 189.927	-9.7	-0.0634	0.04952	mg/L	mg/L	78.07 %
Zn 206.200	-0.1	-0.0096	0.00777	mg/L	mg/L	80.68 %
Ca 317.933	143,490.0	81.22	0.934	mg/L	mg/L	1.15 %
Sr 421.552	116,171.3	0.2620	0.00309	mg/L	mg/L	1.18 %

Mean Data

ID: PBW-M4360036 **Seq. No.:** 88 **A/S Pos:** 91

2007/12/08 17:01:16 Sample conc. not calculated. Sample Prep. Vol. AND Initial Vol. required O

Sample Qty: g **Prep. Vol.:** 50.00 **Dilution:** : **Date:** 2007/12/08 17:00:15

Analyte	Corr. Intensity	Conc (Calib)	Std. Dev.	Calib Units	Conc (Sample)	Std. Dev.	Sample Units	RSD
Y 371.029	128,992.7	1.042	0.0051	mg/L			mg/L	0.49 %
Al 308.215	-2.5	-0.0193	0.00352	mg/L			mg/L	18.24 %
B 249.772	5.6	0.0166	0.00066	mg/L			mg/L	3.96 %
Ba 233.527	1.0	0.0046	0.00132	mg/L			mg/L	28.38 %
Fe 259.939	0.9	0.0036	0.00208	mg/L			mg/L	57.64 %
K 766.490	192.1	0.0609	0.03221	mg/L			mg/L	52.89 %
Mg 279.077	-1.2	-0.0185	0.00806	mg/L			mg/L	43.61 %
Mn 257.610	-0.6	-0.0005	0.00205	mg/L			mg/L	407.07 %
Na 589.592	105.8	0.0102	0.01026	mg/L			mg/L	100.77 %
Sn 189.927	1.3	0.0730	0.01459	mg/L			mg/L	20.00 %
Zn 206.200	0.3	0.0027	0.00537	mg/L			mg/L	196.76 %
Ca 317.933	45.6	0.0258	0.00266	mg/L			mg/L	10.29 %
Sr 421.552	-13.1	0.0000	0.00002	mg/L			mg/L	59.26 %

Mean Data

ID: LCSW-M4360036 Seq. No.: 89 A/S Pos: 92

2007/12/08 17:07:17 Sample conc. not calculated. Sample Prep. Vol. AND Initial Vol. required O

Sample Qty: g Prep. Vol.: 50.00 Dilution: : Date: 2007/12/08 17:06:11

Analyte	Corr. Intensity	Conc (Calib)	Std. Dev.	Calib Units	Conc (Sample)	Std. Dev.	Sample Units	RSD
Y 371.029	124,496.1	1.006	0.0029	mg/L			mg/L	0.28 %
Al 308.215	264.0	2.002	0.0088	mg/L			mg/L	0.44 %
B 249.772	333.4	0.9890	0.00222	mg/L			mg/L	0.22 %
Ba 233.527	433.7	1.950	0.0050	mg/L			mg/L	0.25 %
Fe 259.939	239.4	1.004	0.0113	mg/L			mg/L	1.13 %
K 766.490	59,735.3	18.92	0.067	mg/L			mg/L	0.35 %
Mg 279.077	132.4	1.969	0.0498	mg/L			mg/L	2.53 %
Mn 257.610	630.3	0.5047	0.00109	mg/L			mg/L	0.22 %
Na 589.592	199,509.8	19.20	0.092	mg/L			mg/L	0.48 %
Sn 189.927	99.2	5.697	0.0557	mg/L			mg/L	0.98 %
Zn 206.200	51.6	0.5121	0.00297	mg/L			mg/L	0.58 %
Ca 317.933	3,640.2	2.060	0.0270	mg/L			mg/L	1.31 %
Sr 421.552	99.8	0.0002	0.00004	mg/L			mg/L	18.25 %

Mean Data

ID: 1052769 1/10 Seq. No.: 90 A/S Pos: 93

2007/12/08 17:13:05 Sample conc. not calculated. Sample Prep. Vol. AND Initial Vol. required O

Sample Qty: g Prep. Vol.: 50.00 Dilution: 1.00 : 10.00 Date: 2007/12/08 17:12:05

Analyte	Corr. Intensity	Conc (Calib)	Std. Dev.	Calib Units	Conc (Sample)	Std. Dev.	Sample Units	RSD
Y 371.029	126,011.9	1.018	0.0023	mg/L			mg/L	0.22 %
Al 308.215	2.2	0.0147	0.00517	mg/L			mg/L	35.15 %
B 249.772	11.0	0.0285	0.00463	mg/L			mg/L	16.25 %
Ba 233.527	4.9	0.0221	0.00517	mg/L			mg/L	23.45 %
Fe 259.939	361.3	1.515	0.0059	mg/L			mg/L	0.39 %
K 766.490	2,572.6	0.8084	0.01387	mg/L			mg/L	1.72 %

Mg 279.077	121.7	1.811	0.0006	mg/L		mg/L	0.03 %
Mn 257.610	402.2	0.3221	0.00030	mg/L		mg/L	0.09 %
Na 589.592	45,095.0	4.339	0.0286	mg/L		mg/L	0.66 %
Sn 189.927	-1.2	0.0050	0.11331	mg/L		mg/L	2,250.3 %
Zn 206.200	0.0	-0.0017	0.01326	mg/L		mg/L	790.19 %
Ca 317.933	21,056.8	11.92	0.048	mg/L		mg/L	0.40 %
Sr 421.552	32,518.0	0.0735	0.00040	mg/L		mg/L	0.55 %

Mean Data

ID: 1052769L 1/10 **Seq. No.:** 91 **A/S Pos:** 94

2007/12/08 17:18:54 Sample conc. not calculated. Sample Prep. Vol. AND Initial Vol. required O

Sample Qty: g **Prep. Vol.:** 50.00 **Dilution:** 1.00 : 10.00 **Date:** 2007/12/08 17:17:54

Analyte	Corr. Intensity	Conc (Calib)	Std. Dev.	Calib Units	Conc (Sample)	Std. Dev.	Sample Units	RSD
Y 371.029	125,384.9	1.013	0.0064	mg/L			mg/L	0.63 %
Al 308.215	-6.3	-0.0484	0.01707	mg/L			mg/L	35.27 %
B 249.772	5.0	0.0141	0.00389	mg/L			mg/L	27.57 %
Ba 233.527	1.7	0.0078	0.00402	mg/L			mg/L	51.31 %
Fe 259.939	74.2	0.3114	0.00414	mg/L			mg/L	1.33 %
K 766.490	591.8	0.1862	0.02172	mg/L			mg/L	11.66 %
Mg 279.077	22.9	0.3401	0.02318	mg/L			mg/L	6.82 %
Mn 257.610	78.1	0.0625	0.00003	mg/L			mg/L	0.05 %
Na 589.592	9,176.5	0.8830	0.01037	mg/L			mg/L	1.17 %
Sn 189.927	0.2	0.0282	0.00644	mg/L			mg/L	22.81 %
Zn 206.200	-1.5	-0.0156	0.00409	mg/L			mg/L	26.21 %
Ca 317.933	4,285.9	2.426	0.0008	mg/L			mg/L	0.03 %
Sr 421.552	6,601.0	0.0149	0.00000	mg/L			mg/L	0.02 %

Mean Data

ID: CCV **Seq. No.:** 92 **A/S Pos:** 4

2007/12/08 17:24:56 QC Failed. Continue with analysis.

Sample Qty: g **Prep. Vol.:** **Dilution:** : **Date:** 2007/12/08 17:23:54

Analyte	Corr. Intensity	Conc (Calib)	Std. Dev.	Calib Units	Conc (Sample)	Std. Dev.	Sample Units	RSD
Y 371.029	118,920.6	0.9609	0.00038	mg/L				0.04 %
Al 308.215	1,383.4	10.48	0.003	mg/L	10.48			0.03 %
2007/12/08 17:24:54 QC value within limits for Al 308.215 Recovery = 104.83%								
B 249.772	885.0	2.615	0.0154	mg/L	2.615			0.59 %
2007/12/08 17:24:54 QC value within limits for B 249.772 Recovery = 104.60%								
Ba 233.527	2,282.3	10.26	0.001	mg/L	10.26			0.01 %
2007/12/08 17:24:54 QC value within limits for Ba 233.527 Recovery = 102.64%								
Fe 259.939	1,247.0	5.229	0.0001	mg/L	5.229			0.00 %
2007/12/08 17:24:54 QC value within limits for Fe 259.939 Recovery = 104.58%								
K 766.490	164,167.8	51.96	0.385	mg/L	51.96			0.74 %
2007/12/08 17:24:54 QC value within limits for K 766.490 Recovery = 103.92%								
Mg 279.077	3,474.8	51.65	0.016	mg/L	51.65			0.03 %
2007/12/08 17:24:54 QC value within limits for Mg 279.077 Recovery = 103.31%								
Mn 257.610	1,004.0	0.8040	0.00155	mg/L	0.8040			0.19 %
2007/12/08 17:24:54 QC value within limits for Mn 257.610 Recovery = 107.19%								
Na 589.592	543,269.2	52.28	0.229	mg/L	52.28			0.44 %
2007/12/08 17:24:54 QC value within limits for Na 589.592 Recovery = 104.56%								
Sn 189.927	95.2	5.772	0.0369	mg/L	5.772			0.64 %
2007/12/08 17:24:54 QC value greater than the upper limit for Sn 189.927 Recovery = 115.45%								
Zn 206.200	104.8	1.034	0.0002	mg/L	1.034			0.02 %
2007/12/08 17:24:54 QC value within limits for Zn 206.200 Recovery = 103.41%								
Ca 317.933	92,641.3	52.44	0.227	mg/L	52.44			0.43 %
2007/12/08 17:24:54 QC value within limits for Ca 317.933 Recovery = 104.87%								
Sr 421.552	1,169,056.8	2.647	0.0100	mg/L	2.647			0.38 %
2007/12/08 17:24:54 QC value within limits for Sr 421.552 Recovery = 105.89%								

Mean Data

ID: CCB **Seq. No.:** 93 **A/S Pos:** 5

2007/12/08 17:30:44 All analyte(s) passed QC.

Sample Qty: g **Prep. Vol.:** **Dilution:** : **Date:** 2007/12/08 17:29:43

Analyte	Corr. Intensity	Conc (Calib)	Std. Dev.	Calib Units	Conc (Sample)	Std. Dev.	Sample Units	RSD
Y 371.029	125,744.7	1.016	0.0083	mg/L				0.82 %
Al 308.215	0.2	0.0013	0.00676	mg/L	0.0013			505.30 %
2007/12/08 17:30:43 QC value within limits for Al 308.215 Recovery = Not calculated								
B 249.772	10.7	0.0319	0.00196	mg/L	0.0319			6.14 %
2007/12/08 17:30:43 QC value within limits for B 249.772 Recovery = Not calculated								
Ba 233.527	-0.1	-0.0004	0.00111	mg/L	-0.0004			257.76 %
2007/12/08 17:30:43 QC value within limits for Ba 233.527 Recovery = Not calculated								
Fe 259.939	1.7	0.0070	0.00416	mg/L	0.0070			59.71 %
2007/12/08 17:30:43 QC value within limits for Fe 259.939 Recovery = Not calculated								
K 766.490	431.3	0.1367	0.03239	mg/L	0.1367			23.70 %
2007/12/08 17:30:43 QC value within limits for K 766.490 Recovery = Not calculated								

Mg 279.077	-1.6	-0.0236	0.02240	mg/L	-0.0236	94.83 %

2007/12/08 17:30:43 QC value within limits for Mg 279.077 Recovery = Not calculated

Mn 257.610	-1.4	-0.0012	0.00053	mg/L	-0.0012	46.05 %

2007/12/08 17:30:43 QC value within limits for Mn 257.610 Recovery = Not calculated

Na 589.592	435.1	0.0419	0.01738	mg/L	0.0419	41.49 %

2007/12/08 17:30:43 QC value within limits for Na 589.592 Recovery = Not calculated

Sn 189.927	0.9	0.0509	0.00524	mg/L	0.0509	10.31 %

2007/12/08 17:30:43 QC value within limits for Sn 189.927 Recovery = Not calculated

Zn 206.200	-1.3	-0.0125	0.00039	mg/L	-0.0125	3.14 %

2007/12/08 17:30:43 QC value within limits for Zn 206.200 Recovery = Not calculated

Ca 317.933	60.9	0.0345	0.00579	mg/L	0.0345	16.79 %

2007/12/08 17:30:43 QC value within limits for Ca 317.933 Recovery = Not calculated

Sr 421.552	247.0	0.0006	0.00033	mg/L	0.0006	58.26 %

2007/12/08 17:30:43 QC value within limits for Sr 421.552 Recovery = Not calculated

Mean Data

ID: 1052769 **Seq. No.:** 94 **A/S Pos:** 95

2007/12/08 17:36:36 Sample conc. not calculated. Sample Prep. Vol. AND Initial Vol. required O

Sample Qty: g **Prep. Vol.:** 50.00 **Dilution:** : **Date:** 2007/12/08 17:35:36

Analyte	Corr. Intensity	Conc (Calib)	Std. Dev.	Calib Units	Conc (Sample)	Std. Dev.	Sample Units	RSD
Y 371.029	121,768.2	0.9839	0.01021	mg/L			mg/L	1.04 %
Al 308.215	18.9	0.1214	0.02475	mg/L			mg/L	20.38 %
B 249.772	49.1	0.1026	0.00416	mg/L			mg/L	4.06 %
Ba 233.527	62.5	0.2811	0.00854	mg/L			mg/L	3.04 %
Fe 259.939	3,619.1	15.18	0.181	mg/L			mg/L	1.19 %
K 766.490	21,029.7	6.595	0.0045	mg/L			mg/L	0.07 %
Mg 279.077	1,199.0	17.83	0.159	mg/L			mg/L	0.89 %
Mn 257.610	4,008.5	3.210	0.0339	mg/L			mg/L	1.06 %
Na 589.592	448,351.0	43.14	0.234	mg/L			mg/L	0.54 %
Sn 189.927	-15.0	-0.1267	0.05856	mg/L			mg/L	46.23 %
Zn 206.200	1.0	-0.0028	0.00792	mg/L			mg/L	286.35 %
Ca 317.933	213,170.2	120.7	0.76	mg/L			mg/L	0.63 %
Sr 421.552	328,238.2	0.7418	0.00432	mg/L			mg/L	0.58 %

Mean Data

ID: 1052769L **Seq. No.:** 95 **A/S Pos:** 96

2007/12/08 17:42:24 Sample conc. not calculated. Sample Prep. Vol. AND Initial Vol. required O

Sample Qty: g **Prep. Vol.:** 50.00 **Dilution:** : **Date:** 2007/12/08 17:41:24

Analyte	Corr. Intensity	Conc (Calib)	Std. Dev.	Calib Units	Conc (Sample)	Std. Dev.	Sample Units	RSD
Y 371.029	126,366.6	1.021	0.0112	mg/L			mg/L	1.09 %
Al 308.215	3.9	0.0249	0.01696	mg/L			mg/L	68.19 %
B 249.772	15.0	0.0357	0.00177	mg/L			mg/L	4.95 %
Ba 233.527	13.7	0.0616	0.00402	mg/L			mg/L	6.53 %
Fe 259.939	738.2	3.096	0.0212	mg/L			mg/L	0.68 %
K 766.490	4,812.8	1.511	0.0064	mg/L			mg/L	0.43 %
Mg 279.077	246.9	3.672	0.0474	mg/L			mg/L	1.29 %
Mn 257.610	818.7	0.6557	0.00378	mg/L			mg/L	0.58 %
Na 589.592	92,015.3	8.854	0.0220	mg/L			mg/L	0.25 %
Sn 189.927	-3.1	-0.0303	0.01130	mg/L			mg/L	37.26 %
Zn 206.200	-0.2	-0.0044	0.00125	mg/L			mg/L	28.50 %
Ca 317.933	43,718.4	24.75	0.025	mg/L			mg/L	0.10 %
Sr 421.552	66,960.5	0.1513	0.00060	mg/L			mg/L	0.40 %

Mean Data

D: CCV **Seq. No.:** 96 **A/S Pos:** 4

2007/12/08 17:48:25 QC Failed. Continue with analysis.

Sample Qty: g **Prep. Vol.:** **Dilution:** : **Date:** 2007/12/08 17:47:24

Analyte	Corr. Intensity	Conc (Calib)	Std. Dev.	Calib Units	Conc (Sample)	Std. Dev.	Sample Units	RSD
Y 371.029	120,320.3	0.9722	0.00152	mg/L				0.16 %
Al 308.215	1,382.3	10.47	0.012	mg/L	10.47			0.12 %
2007/12/08 17:48:24 QC value within limits for Al 308.215 Recovery = 104.75%								
B 249.772	891.2	2.633	0.0176	mg/L	2.633			0.67 %
2007/12/08 17:48:24 QC value within limits for B 249.772 Recovery = 105.33%								
Ba 233.527	2,308.0	10.38	0.011	mg/L	10.38			0.10 %
2007/12/08 17:48:24 QC value within limits for Ba 233.527 Recovery = 103.80%								
Fe 259.939	1,258.7	5.278	0.0339	mg/L	5.278			0.64 %
2007/12/08 17:48:24 QC value within limits for Fe 259.939 Recovery = 105.56%								
K 766.490	163,016.5	51.60	0.531	mg/L	51.60			1.03 %
2007/12/08 17:48:24 QC value within limits for K 766.490 Recovery = 103.19%								

Mg 279.077	3,511.7	52.20	0.056	mg/L	52.20	0.11 %

2007/12/08 17:48:24 QC value within limits for Mg 279.077 Recovery = 104.40%

Mn 257.610	1,015.2	0.8129	0.00149	mg/L	0.8129	0.18 %

2007/12/08 17:48:24 QC value within limits for Mn 257.610 Recovery = 108.39%

Na 589.592	539,754.5	51.94	0.406	mg/L	51.94	0.78 %

2007/12/08 17:48:24 QC value within limits for Na 589.592 Recovery = 103.89%

Sn 189.927	97.2	5.888	0.0330	mg/L	5.888	0.56 %

2007/12/08 17:48:24 QC value greater than the upper limit for Sn 189.927 Recovery = 117.75%

Zn 206.200	107.7	1.063	0.0195	mg/L	1.063	1.84 %

2007/12/08 17:48:24 QC value within limits for Zn 206.200 Recovery = 106.30%

Ca 317.933	93,627.6	52.99	0.090	mg/L	52.99	0.17 %

2007/12/08 17:48:24 QC value within limits for Ca 317.933 Recovery = 105.99%

Sr 421.552	1,165,021.6	2.638	0.0180	mg/L	2.638	0.68 %

2007/12/08 17:48:24 QC value within limits for Sr 421.552 Recovery = 105.52%

Mean Data

ID: CCB **Seq. No.:** 97 **A/S Pos:** 5

2007/12/08 17:54:13 All analyte(s) passed QC.

Sample Qty: g **Prep. Vol.:** **Dilution:** : **Date:** 2007/12/08 17:53:11

Analyte	Corr. Intensity	Conc (Calib)	Std. Dev.	Calib Units	Conc (Sample)	Std. Dev.	Sample Units	RSD
Y 371.029	126,050.6	1.019	0.0040	mg/L				0.40 %
Al 308.215	-0.6	-0.0046	0.01796	mg/L	-0.0046			387.40 %

2007/12/08 17:54:12 QC value within limits for Al 308.215 Recovery = Not calculated

B 249.772	10.5	0.0313	0.00307	mg/L	0.0313			9.81 %

2007/12/08 17:54:12 QC value within limits for B 249.772 Recovery = Not calculated

Ba 233.527	-0.4	-0.0019	0.00121	mg/L	-0.0019			64.15 %

2007/12/08 17:54:12 QC value within limits for Ba 233.527 Recovery = Not calculated

Fe 259.939	0.3	0.0011	0.00543	mg/L	0.0011			491.18 %

2007/12/08 17:54:12 QC value within limits for Fe 259.939 Recovery = Not calculated

K 766.490	535.5	0.1697	0.03452	mg/L	0.1697			20.34 %

2007/12/08 17:54:12 QC value within limits for K 766.490 Recovery = Not calculated

Mg 279.077	-0.2	-0.0037	0.01685	mg/L	-0.0037			456.42 %

2007/12/08 17:54:12 QC value within limits for Mg 279.077 Recovery = Not calculated

Mn 257.610	-0.6	-0.0005	0.00069	mg/L	-0.0005			152.53 %

2007/12/08 17:54:12 QC value within limits for Mn 257.610 Recovery = Not calculated

Na 589.592	496.6	0.0478	0.00522	mg/L	0.0478			10.92 %

2007/12/08 17:54:12 QC value within limits for Na 589.592 Recovery = Not calculated

Sn 189.927	0.8	0.0483	0.07717	mg/L	0.0483			159.71 %

2007/12/08 17:54:12 QC value within limits for Sn 189.927 Recovery = Not calculated

Zn 206.200	0.6	0.0058	0.02082	mg/L	0.0058			358.33 %

2007/12/08 17:54:12 QC value within limits for Zn 206.200 Recovery = Not calculated

Ca 317.933	59.5	0.0337	0.00047	mg/L	0.0337			1.38 %

2007/12/08 17:54:12 QC value within limits for Ca 317.933 Recovery = Not calculated

Sr 421.552	229.6	0.0005	0.00005	mg/L	0.0005			9.03 %

2007/12/08 17:54:12 QC value within limits for Sr 421.552 Recovery = Not calculated

Mean Data

ID: MRL **Seq. No.:** 98 **A/S Pos:** 6

2007/12/08 18:00:00 QC Failed. Continue with analysis.

Sample Qty: g **Prep. Vol.:** **Dilution:** : **Date:** 2007/12/08 17:58:58

Analyte	Corr. Intensity	Conc (Calib)	Std. Dev.	Calib Units	Conc (Sample)	Std. Dev.	Sample Units	RSD
Y 371.029	125,268.9	1.012	0.0032	mg/L				0.32 %
Al 308.215	26.1	0.1972	0.01889	mg/L	0.1972			9.58 %
2007/12/08 17:59:59 QC value within limits for Al 308.215 Recovery = 98.60%								
B 249.772	9.2	0.0268	0.00039	mg/L	0.0268			1.46 %
2007/12/08 17:59:59 QC value within limits for B 249.772 Recovery = Not calculated								
Ba 233.527	46.1	0.2073	0.00758	mg/L	0.2073			3.66 %
2007/12/08 17:59:59 QC value within limits for Ba 233.527 Recovery = 103.63%								
Fe 259.939	24.9	0.1044	0.00024	mg/L	0.1044			0.23 %
2007/12/08 17:59:59 QC value within limits for Fe 259.939 Recovery = 104.40%								
K 766.490	15,658.5	4.957	0.0226	mg/L	4.957			0.46 %
2007/12/08 17:59:59 QC value within limits for K 766.490 Recovery = 99.14%								
Mg 279.077	339.0	5.038	0.0256	mg/L	5.038			0.51 %
2007/12/08 17:59:59 QC value within limits for Mg 279.077 Recovery = 100.77%								
Mn 257.610	19.0	0.0152	0.00067	mg/L	0.0152			4.38 %
2007/12/08 17:59:59 QC value within limits for Mn 257.610 Recovery = 101.58%								
Na 589.592	51,779.6	4.983	0.0155	mg/L	4.983			0.31 %
2007/12/08 17:59:59 QC value within limits for Na 589.592 Recovery = 99.67%								
Sn 189.927	0.3	0.0490	0.03584	mg/L	0.0490			73.12 %
2007/12/08 17:59:59 QC value within limits for Sn 189.927 Recovery = Not calculated								
Zn 206.200	5.1	0.0504	0.02428	mg/L	0.0504			48.17 %
2007/12/08 17:59:59 QC value less than the lower limit for Zn 206.200 Recovery = 84.00%								
Ca 317.933	9,002.0	5.095	0.0039	mg/L	5.095			0.08 %
2007/12/08 17:59:59 QC value within limits for Ca 317.933 Recovery = 101.91%								
Sr 421.552	187.2	0.0004	0.00016	mg/L	0.0004			43.86 %
2007/12/08 17:59:59 QC value within limits for Sr 421.552 Recovery = Not calculated								

Mean Data

ID: ICSA **Seq. No.:** 99 **A/S Pos:** 7

2007/12/08 18:05:48 All analyte(s) passed QC.

Sample Qty: g **Prep. Vol.:** **Dilution:** : **Date:** 2007/12/08 18:04:47

Analyte	Corr. Intensity	Conc (Calib)	Std. Dev.	Calib Units	Conc (Sample)	Std. Dev.	Sample Units	RSD
Y 371.029	116,972.2	0.9452	0.01185	mg/L				1.25 %
Al 308.215	34,393.7	260.9	1.27	mg/L	260.9			0.49 %
2007/12/08 18:05:47 QC value within limits for Al 308.215 Recovery = 104.34%								
B 249.772	97.3	0.0137	0.00500	mg/L	0.0137			36.40 %
Ba 233.527	0.5	-0.0010	0.00045	mg/L	-0.0010			45.30 %
2007/12/08 18:05:47 QC value within limits for Ba 233.527 Recovery = Not calculated								
Fe 259.939	24,279.4	101.8	0.71	mg/L	101.8			0.70 %
2007/12/08 18:05:47 QC value within limits for Fe 259.939 Recovery = 101.83%								
K 766.490	895.1	-0.2644	0.04757	mg/L	-0.2644			17.99 %

Mg 279.077	17,082.7	254.0	0.61	mg/L	254.0	0.24 %
2007/12/08 18:05:47 QC value within limits for Mg 279.077 Recovery = 101.61%						
Mn 257.610	1.2	0.0043	0.00076	mg/L	0.0043	17.56 %
2007/12/08 18:05:47 QC value within limits for Mn 257.610 Recovery = Not calculated						
Na 589.592	717.0	-0.0725	0.01578	mg/L	-0.0725	21.76 %
Sn 189.927	-29.1	-0.1496	0.02125	mg/L	-0.1496	14.20 %
Zn 206.200	1.4	-0.0260	0.00238	mg/L	-0.0260	9.16 %
2007/12/08 18:05:47 QC value within limits for Zn 206.200 Recovery = Not calculated						
Ca 317.933	455,359.4	257.7	0.64	mg/L	257.7	0.25 %
2007/12/08 18:05:47 QC value within limits for Ca 317.933 Recovery = 103.09%						
Sr 421.552	2,184.7	0.0009	0.00004	mg/L	0.0009	4.60 %
2007/12/08 18:05:47 QC value within limits for Sr 421.552 Recovery = Not calculated						

Mean Data

ID: ICSAB **Seq. No.:** 100 **A/S Pos:** 8

2007/12/08 18:11:36 All analyte(s) passed QC.

Sample Qty: g **Prep. Vol.:** **Dilution:** : **Date:** 2007/12/08 18:10:35

Analyte	Corr. Intensity	Conc (Calib)	Std. Dev.	Calib Units	Conc (Sample)	Std. Dev.	Sample Units	RSD
Y 371.029	117,427.3	0.9489	0.00728	mg/L				0.77 %
Al 308.215	34,062.1	258.3	1.03	mg/L	258.3			0.40 %
2007/12/08 18:11:35 QC value within limits for Al 308.215 Recovery = 103.33%								
B 249.772	97.3	0.0156	0.00031	mg/L	0.0156			2.01 %
Ba 233.527	113.8	0.5088	0.00637	mg/L	0.5088			1.25 %
2007/12/08 18:11:35 QC value within limits for Ba 233.527 Recovery = 101.75%								
Fe 259.939	24,109.0	101.1	0.40	mg/L	101.1			0.40 %
2007/12/08 18:11:35 QC value within limits for Fe 259.939 Recovery = 101.12%								
K 766.490	517.4	-0.3798	0.00518	mg/L	-0.3798			1.36 %
Mg 279.077	16,984.6	252.6	0.98	mg/L	252.6			0.39 %
2007/12/08 18:11:35 QC value within limits for Mg 279.077 Recovery = 101.02%								
Mn 257.610	651.9	0.5253	0.00468	mg/L	0.5253			0.89 %
2007/12/08 18:11:35 QC value within limits for Mn 257.610 Recovery = 105.05%								
Na 589.592	664.1	-0.0765	0.00817	mg/L	-0.0765			10.68 %
Sn 189.927	-28.8	-0.1440	0.05979	mg/L	-0.1440			41.53 %
Zn 206.200	103.5	0.9886	0.01708	mg/L	0.9886			1.73 %
2007/12/08 18:11:35 QC value within limits for Zn 206.200 Recovery = 98.86%								
Ca 317.933	453,038.7	256.4	0.34	mg/L	256.4			0.13 %
2007/12/08 18:11:35 QC value within limits for Ca 317.933 Recovery = 102.56%								
Sr 421.552	2,147.4	0.0008	0.00008	mg/L	0.0008			9.92 %

Mean Data

ID: CCV Seq. No.: 101 A/S Pos: 4

2007/12/08 18:17:35 QC Failed. Continue with analysis.

Sample Qty: g Prep. Vol.: Dilution: : Date: 2007/12/08 18:16:34

Analyte	Corr. Intensity	Conc (Calib)	Std. Dev.	Calib Units	Conc (Sample)	Std. Dev.	Sample Units	RSD
Y 371.029	121,394.6	0.9809	0.00056	mg/L				0.06 %
Al 308.215	1,369.2	10.38	0.021	mg/L	10.38			0.20 %
2007/12/08 18:17:34 QC value within limits for Al 308.215 Recovery = 103.76%								
B 249.772	881.2	2.603	0.0144	mg/L	2.603			0.55 %
2007/12/08 18:17:34 QC value within limits for B 249.772 Recovery = 104.14%								
Ba 233.527	2,280.7	10.26	0.038	mg/L	10.26			0.37 %
2007/12/08 18:17:34 QC value within limits for Ba 233.527 Recovery = 102.57%								
Fe 259.939	1,250.4	5.243	0.0048	mg/L	5.243			0.09 %
2007/12/08 18:17:34 QC value within limits for Fe 259.939 Recovery = 104.87%								
K 766.490	161,583.8	51.14	0.071	mg/L	51.14			0.14 %
2007/12/08 18:17:34 QC value within limits for K 766.490 Recovery = 102.28%								
Mg 279.077	3,482.3	51.76	0.108	mg/L	51.76			0.21 %
2007/12/08 18:17:34 QC value within limits for Mg 279.077 Recovery = 103.53%								
Mn 257.610	1,005.7	0.8054	0.00221	mg/L	0.8054			0.27 %
2007/12/08 18:17:34 QC value within limits for Mn 257.610 Recovery = 107.38%								
Na 589.592	534,569.8	51.44	0.178	mg/L	51.44			0.35 %
2007/12/08 18:17:34 QC value within limits for Na 589.592 Recovery = 102.89%								
Sn 189.927	93.8	5.696	0.0796	mg/L	5.696			1.40 %
2007/12/08 18:17:34 QC value greater than the upper limit for Sn 189.927 Recovery = 113.93%								
Zn 206.200	108.2	1.068	0.0009	mg/L	1.068			0.08 %
2007/12/08 18:17:34 QC value within limits for Zn 206.200 Recovery = 106.83%								
Ca 317.933	94,155.0	53.29	0.311	mg/L	53.29			0.58 %
2007/12/08 18:17:34 QC value within limits for Ca 317.933 Recovery = 106.59%								
Sr 421.552	1,157,130.3	2.620	0.0099	mg/L	2.620			0.38 %
2007/12/08 18:17:34 QC value within limits for Sr 421.552 Recovery = 104.81%								

Mean Data

ID: CCB Seq. No.: 102 A/S Pos: 5

2007/12/08 18:23:23 All analyte(s) passed QC.

Sample Qty: g Prep. Vol.: Dilution: : Date: 2007/12/08 18:22:21

Analyte	Corr. Intensity	Conc (Calib)	Std. Dev.	Calib Units	Conc (Sample)	Std. Dev.	Sample Units	RSD
Y 371.029	126,869.9	1.025	0.0114	mg/L				1.11 %
Al 308.215	0.5	0.0036	0.03166	mg/L	0.0036			886.79 %
2007/12/08 18:23:22 QC value within limits for Al 308.215 Recovery = Not calculated								
B 249.772	10.4	0.0310	0.00011	mg/L	0.0310			0.35 %
2007/12/08 18:23:22 QC value within limits for B 249.772 Recovery = Not calculated								
Ba 233.527	1.0	0.0044	0.00219	mg/L	0.0044			49.45 %
2007/12/08 18:23:22 QC value within limits for Ba 233.527 Recovery = Not calculated								
Fe 259.939	2.7	0.0112	0.00200	mg/L	0.0112			17.93 %
2007/12/08 18:23:22 QC value within limits for Fe 259.939 Recovery = Not calculated								
K 766.490	350.8	0.1111	0.03501	mg/L	0.1111			31.50 %
2007/12/08 18:23:22 QC value within limits for K 766.490 Recovery = Not calculated								

Mg 279.077	-0.2	-0.0026	0.03621	mg/L	-0.0026	1,378.8 %

2007/12/08 18:23:22 QC value within limits for Mg 279.077 Recovery = Not calculated

Mn 257.610	-3.2	-0.0026	0.00154	mg/L	-0.0026	59.20 %

2007/12/08 18:23:22 QC value within limits for Mn 257.610 Recovery = Not calculated

Na 589.592	343.7	0.0331	0.00210	mg/L	0.0331	6.34 %

2007/12/08 18:23:22 QC value within limits for Na 589.592 Recovery = Not calculated

Sn 189.927	0.2	0.0116	0.00779	mg/L	0.0116	67.14 %

2007/12/08 18:23:22 QC value within limits for Sn 189.927 Recovery = Not calculated

Zn 206.200	-1.6	-0.0158	0.00822	mg/L	-0.0158	51.87 %

2007/12/08 18:23:22 QC value within limits for Zn 206.200 Recovery = Not calculated

Ca 317.933	64.9	0.0367	0.00255	mg/L	0.0367	6.95 %

2007/12/08 18:23:22 QC value within limits for Ca 317.933 Recovery = Not calculated

Sr 421.552	139.9	0.0003	0.00019	mg/L	0.0003	59.87 %

2007/12/08 18:23:22 QC value within limits for Sr 421.552 Recovery = Not calculated

Mean Data

ID: Sample097 **Seq. No.:** 103 **A/S Pos:** 97

Sample Qty: g **Prep. Vol.:** **Dilution:** **:** **Date:** 2007/12/08 18:28:10

Analyte	Corr. Intensity	Conc (Calib)	Std. Dev.	Calib Units	Conc (Sample)	Std. Dev.	Sample Units	RSD
Y 371.029	127,067.6	1.027	0.0032	mg/L			mg/L	0.31 %
Al 308.215	-0.8	-0.0061	0.00078	mg/L	-0.0061	0.00078	mg/L	12.77 %
B 249.772	7.1	0.0212	0.00857	mg/L	0.0212	0.00857	mg/L	40.51 %
Ba 233.527	0.7	0.0031	0.00066	mg/L	0.0031	0.00066	mg/L	21.29 %
Fe 259.939	0.9	0.0037	0.00170	mg/L	0.0037	0.00170	mg/L	46.55 %
K 766.490	280.8	0.0890	0.06292	mg/L	0.0890	0.06292	mg/L	70.71 %
Mg 279.077	-1.7	-0.0250	0.02984	mg/L	-0.0250	0.02984	mg/L	119.44 %
Mn 257.610	-2.2	-0.0017	0.00097	mg/L	-0.0017	0.00097	mg/L	55.35 %
Na 589.592	153.9	0.0148	0.01036	mg/L	0.0148	0.01036	mg/L	69.94 %
Sn 189.927	1.2	0.0667	0.00497	mg/L	0.0667	0.00497	mg/L	7.45 %
Zn 206.200	-0.6	-0.0063	0.00798	mg/L	-0.0063	0.00798	mg/L	127.14 %
Ca 317.933	19.8	0.0112	0.00187	mg/L	0.0112	0.00187	mg/L	16.64 %
Sr 421.552	67.3	0.0002	0.00000	mg/L	0.0002	0.00000	mg/L	2.44 %

Metals Cover Page

Analyst: DK **Date:** 11/28/07 **Instrument:** FIMS

Data File: NOV-28W **Reviewed By:** DK **Entered By:** DK

Approval: DCB 12/3/07

Starlims Run #	Analytes Used	Batch ID	Method	Failed Analytes	Comments/ Problems
153699	Hg	M4270129A	245.1		Data Not Entered RIBS
153700	Hg	M4270129B	245.1 K		
153701	Hg	M4270129B	245.1		R-41044 on hold
			7470		
153704	Hg	M4270129T	7470A TCLP		

Package Data:

Client Sub#	Package	Analytes Used	Failed Metals	Batch ID	Stds Attached?	Tranferred To LIMS	Raw Data Copied?
R-40381	5 / ASP	Hg		M4270129 A	Yes / No	MARRS / Run above	Yes / No
R-40971	5 / ASP	Hg		M4270129 B	Yes / No	MARRS / Run above	Yes / No
R-40898	5 / ASP	Hg		M4270129 T	Yes / No	MARRS / Run above	Yes / No
R-40954	5 / ASP	Hg		M4270129 B	Yes / No	MARRS / Run above	Yes / No
R40912	5 / ASP	Hg		M4270129T	Yes / No	MARRS / Run above	Yes / No
	5 / ASP				Yes / No	MARRS / Run above	Yes / No
	5 / ASP				Yes / No	MARRS / Run above	Yes / No
	5 / ASP				Yes / No	MARRS / Run above	Yes / No

==========

Method Name: Hg_Non_CLP
Method Description: Method 245.1A FIMS
Element: Hg

Date: 11/28/2007
Technique:FI-MHS
Calibration Type:
Hg, Zero Intercept: Linear
Wavelength: 253.7 nm
Sample Info Name: ROUTINE.SIF Results Data Set Name: NOV-28W

Analyst
JK

==========

Element: Hg Seq. No.: 1 AS Loc.: 1 Date: 11/28/2007
Sample ID: Calib Blank

Repl #	SampleConc µg/L	StndConc µg/L	BlnkCorr Signal	Peak Area	Peak Height	Time	Peak Stored
1			0.0004	0.0016	0.0004	02:20:55	No
2			0.0004	0.0019	0.0004	02:21:24	No
Mean:			0.0004				
SD :			0.0000				
%RSD:			1.9007				

Auto-zero performed.

==========

Element: Hg Seq. No.: 2 AS Loc.: 8 Date: 11/28/2007
Sample ID: 0.2ppb std

Repl #	SampleConc µg/L	StndConc µg/L	BlnkCorr Signal	Peak Area	Peak Height	Time	Peak Stored
1			0.0019	0.0107	0.0023	02:22:44	No
2			0.0019	0.0106	0.0023	02:23:13	No
Mean:			0.0019				
SD :			0.0000				
%RSD:			0.9090				

[Hg] Standard number 1 applied. [0.2000]
Correlation Coefficient: 1.00000 Slope: 0.00963

==========

Element: Hg Seq. No.: 3 AS Loc.: 2 Date: 11/28/2007
Sample ID: 0.5ppb std

Repl #	SampleConc µg/L	StndConc µg/L	BlnkCorr Signal	Peak Area	Peak Height	Time	Peak Stored
1			0.0048	0.0237	0.0052	02:24:33	No
2			0.0047	0.0232	0.0051	02:25:02	No
Mean:			0.0048				
SD :			0.0001				
%RSD:			1.1321				

[Hg] Standard number 2 applied. [0.5000]
Correlation Coefficient: 0.99995 Slope: 0.00953

==========

Element: Hg Seq. No.: 4 AS Loc.: 3 Date: 11/28/2007
Sample ID: 1ppb std

Repl #	SampleConc µg/L	StndConc µg/L	BlnkCorr Signal	Peak Area	Peak Height	Time	Peak Stored
1			0.0099	0.0478	0.0103	02:26:20	No
2			0.0098	0.0470	0.0102	02:26:50	No
Mean:			0.0099				
SD :			0.0001				
%RSD:			0.8825				

[Hg] Standard number 3 applied. [1.000]

Correlation Coefficient: 0.99960 Slope: 0.00979

==========

Element: Hg Seq. No.: 5 AS Loc.: 4 Date: 11/28/2007
Sample ID: 2ppb std

Repl #	SampleConc µg/L	StndConc µg/L	BlnkCorr Signal	Peak Area	Peak Height	Time	Peak Stored
1			0.0193	0.0907	0.0197	02:28:08	No
2			0.0195	0.0907	0.0199	02:28:38	No
Mean:			0.0194				
SD :			0.0001				
%RSD:			0.6700				

[Hg] Standard number 4 applied. [2.000]
Correlation Coefficient: 0.99991 Slope: 0.00972

==========

Element: Hg Seq. No.: 6 AS Loc.: 5 Date: 11/28/2007
Sample ID: 5ppb std

Repl #	SampleConc µg/L	StndConc µg/L	BlnkCorr Signal	Peak Area	Peak Height	Time	Peak Stored
1			0.0491	0.2269	0.0495	02:29:58	No
2			0.0494	0.2257	0.0498	02:30:27	No
Mean:			0.0493				
SD :			0.0002				
%RSD:			0.4686				

[Hg] Standard number 5 applied. [5.000]
Correlation Coefficient: 0.99996 Slope: 0.00983

==========

Element: Hg Seq. No.: 7 AS Loc.: 6 Date: 11/28/2007
Sample ID: 10ppb std

Repl #	SampleConc µg/L	StndConc µg/L	BlnkCorr Signal	Peak Area	Peak Height	Time	Peak Stored
1			0.1004	0.4575	0.1008	02:31:48	No
2			0.0995	0.4560	0.0999	02:32:17	No
Mean:			0.1000				
SD :			0.0006				
%RSD:			0.6189				

[Hg] Standard number 6 applied. [10.00]
Correlation Coefficient: 0.99995 Slope: 0.00996

Calibration data for Hg

Standard ID	Mean Signal (Pk Height)	Entered Concentration (µg/L)	Calculated Concentration (µg/L)	Standard Deviation	%RSD
Calib Blank	0.0004	----	----	----	----
0.2ppb std	0.0019	0.2000	0.1933	0.00002	0.9
0.5ppb std	0.0048	0.5000	0.4777	0.00005	1.1
1ppb std	0.0099	1.0000	0.9903	0.00009	0.9
2ppb std	0.0194	2.0000	1.948	0.00013	0.7
5ppb std	0.0493	5.0000	4.949	0.00023	0.5
10ppb std	0.1000	10.0000	10.04	0.00062	0.6

Correlation Coefficient: 0.99995 Slope: 0.00996 ----

==========

Element: Hg Seq. No.: 8 AS Loc.: 7 Date: 11/28/2007
Sample ID: ICV

Repl #	SampleConc µg/L	StndConc µg/L	BlnkCorr Signal	Peak Area	Peak Height	Time	Peak Stored

1	2.967	2.967	0.0296	0.1362	0.0299	02:33:38	No
2	2.965	2.965	0.0295	0.1360	0.0299	02:34:09	No
Mean:	2.966	2.966	0.0295				
SD :	0.00201	0.00201	0.0000				
%RSD:							

QC value within specified limits.

==========

Element: Hg Seq. No.: 9 AS Loc.: 1 Date: 11/28/2007
Sample ID: ICB

Repl #	SampleConc µg/L	StndConc µg/L	BlnkCorr Signal	Peak Area	Peak Height	Time	Peak Stored
1	0.0061	0.0061	0.0001	0.0020	0.0005	02:35:27	No
2	0.0031	0.0031	0.0000	0.0018	0.0004	02:35:57	No
Mean:	0.0046	0.0046	0.0000				
SD :	0.00216	0.00216	0.0000				
%RSD:	47.1	47.1	47.0754				

QC value within specified limits.

==========

Element: Hg Seq. No.: 10 AS Loc.: 8 Date: 11/28/2007
Sample ID: CRII

Repl #	SampleConc µg/L	StndConc µg/L	BlnkCorr Signal	Peak Area	Peak Height	Time	Peak Stored
1	0.1925	0.1925	0.0019	0.0104	0.0023	02:37:18	No
2	0.1928	0.1928	0.0019	0.0103	0.0023	02:37:48	No
Mean:	0.1926	0.1926	0.0019				
SD :	0.00019	0.00019	0.0000				
%RSD:	0.1	0.1	0.1003				

QC value within specified limits.

==========

Element: Hg Seq. No.: 11 AS Loc.: 7 Date: 11/28/2007
Sample ID: CCV

Repl #	SampleConc µg/L	StndConc µg/L	BlnkCorr Signal	Peak Area	Peak Height	Time	Peak Stored
1	2.960	2.960	0.0295	0.1359	0.0299	02:39:10	No
2	2.951	2.951	0.0294	0.1350	0.0298	02:39:40	No
Mean:	2.955	2.955	0.0294				
SD :	0.00616	0.00616	0.0001				
%RSD:	0.2	0.2	0.2084				

QC value within specified limits.

==========

Element: Hg Seq. No.: 12 AS Loc.: 1 Date: 11/28/2007
Sample ID: CCB

Repl #	SampleConc µg/L	StndConc µg/L	BlnkCorr Signal	Peak Area	Peak Height	Time	Peak Stored
1	0.0005	0.0005	0.0000	0.0018	0.0004	02:40:59	No
2	0.0041	0.0041	0.0000	0.0019	0.0004	02:41:29	No
Mean:	0.0023	0.0023	0.0000				
SD :	0.00251	0.00251	0.0000				
%RSD:	108.6	108.6	108.6444				

QC value within specified limits.

==========

Element: Hg Seq. No.: 13 AS Loc.: 9 Date: 11/28/2007
Sample ID: PBW-M4270129A

Repl #	SampleConc µg/L	StndConc µg/L	BlnkCorr Signal	Peak Area	Peak Height	Time	Peak Stored

1	0.0036	0.0036	0.0000	0.0021	0.0004	02:42:46	No
2	0.0055	0.0055	0.0001	0.0023	0.0004	02:43:16	No
Mean:	0.0045	0.0045	0.0000				
SD :	0.00135	0.00135	0.0000				
%RSD:	29.9	29.9	29.8993				

Element: Hg Seq. No.: 14 AS Loc.: 10 Date: 11/28/2007
Sample ID: LCSW-M4270129A

Repl #	SampleConc µg/L	StndConc µg/L	BlnkCorr Signal	Peak Area	Peak Height	Time	Peak Stored
1	1.028	1.028	0.0102	0.0479	0.0106	02:44:32	No
2	1.018	1.018	0.0101	0.0476	0.0105	02:45:01	No
Mean:	1.023	1.023	0.0102				
SD :	0.00692	0.00692	0.0001				
%RSD:	0.7	0.7	0.6760				

Element: Hg Seq. No.: 15 AS Loc.: 11 Date: 11/28/2007
Sample ID: 1054484

Repl #	SampleConc µg/L	StndConc µg/L	BlnkCorr Signal	Peak Area	Peak Height	Time	Peak Stored
1	0.0080	0.0080	0.0001	0.0020	0.0005	02:46:19	No
2	0.0126	0.0126	0.0001	0.0027	0.0005	02:46:48	No
Mean:	0.0103	0.0103	0.0001				
SD :	0.00327	0.00327	0.0000				
%RSD:	31.7	31.7	31.7010				

Element: Hg Seq. No.: 16 AS Loc.: 12 Date: 11/28/2007
Sample ID: 1054485

Repl #	SampleConc µg/L	StndConc µg/L	BlnkCorr Signal	Peak Area	Peak Height	Time	Peak Stored
1	0.0066	0.0066	0.0001	0.0019	0.0005	02:48:08	No
2	0.0055	0.0055	0.0001	0.0019	0.0004	02:48:37	No
Mean:	0.0060	0.0060	0.0001				
SD :	0.00073	0.00073	0.0000				
%RSD:	12.1	12.1	12.1053				

Element: Hg Seq. No.: 17 AS Loc.: 13 Date: 11/28/2007
Sample ID: 1054641

Repl #	SampleConc µg/L	StndConc µg/L	BlnkCorr Signal	Peak Area	Peak Height	Time	Peak Stored
1	0.0115	0.0115	0.0001	0.0025	0.0005	02:49:56	No
2	0.0084	0.0084	0.0001	0.0022	0.0005	02:50:25	No
Mean:	0.0100	0.0100	0.0001				
SD :	0.00213	0.00213	0.0000				
%RSD:	21.4	21.4	21.3771				

Element: Hg Seq. No.: 18 AS Loc.: 14 Date: 11/28/2007
Sample ID: 1054644

Repl #	SampleConc µg/L	StndConc µg/L	BlnkCorr Signal	Peak Area	Peak Height	Time	Peak Stored
1	0.0098	0.0098	0.0001	0.0024	0.0005	02:51:46	No
2	0.0083	0.0083	0.0001	0.0025	0.0005	02:52:16	No
Mean:	0.0090	0.0090	0.0001				
SD :	0.00109	0.00109	0.0000				
%RSD:	12.1	12.1	12.0882				

Element: Hg Seq. No.: 19 AS Loc.: 15 Date: 11/28/2007
Sample ID: 1054646

Repl #	SampleConc µg/L	StndConc µg/L	BlnkCorr Signal	Peak Area	Peak Height	Time	Peak Stored
1	0.0056	0.0056	0.0001	0.0022	0.0004	02:53:37	No
2	0.0040	0.0040	0.0000	0.0020	0.0004	02:54:06	No
Mean:	0.0048	0.0048	0.0000				
SD :	0.00113	0.00113	0.0000				
%RSD:	23.8	23.8	23.7819				

Element: Hg Seq. No.: 20 AS Loc.: 16 Date: 11/28/2007
Sample ID: 1054671

Repl #	SampleConc µg/L	StndConc µg/L	BlnkCorr Signal	Peak Area	Peak Height	Time	Peak Stored
1	0.0005	0.0005	0.0000	0.0016	0.0004	02:55:30	No
2	0.0030	0.0030	0.0000	0.0021	0.0004	02:56:00	No
Mean:	0.0018	0.0018	0.0000				
SD :	0.00179	0.00179	0.0000				
%RSD:	101.6	101.6	101.6336				

Element: Hg Seq. No.: 21 AS Loc.: 17 Date: 11/28/2007
Sample ID: 1054672

Repl #	SampleConc µg/L	StndConc µg/L	BlnkCorr Signal	Peak Area	Peak Height	Time	Peak Stored
1	0.0034	0.0034	0.0000	0.0020	0.0004	02:57:19	No
2	0.0047	0.0047	0.0000	0.0021	0.0004	02:57:48	No
Mean:	0.0041	0.0041	0.0000				
SD :	0.00096	0.00096	0.0000				
%RSD:	23.5	23.5	23.5126				

Element: Hg Seq. No.: 22 AS Loc.: 7 Date: 11/28/2007
Sample ID: CCV

Repl #	SampleConc µg/L	StndConc µg/L	BlnkCorr Signal	Peak Area	Peak Height	Time	Peak Stored
1	2.953	2.953	0.0294	0.1361	0.0298	02:59:07	No
2	2.921	2.921	0.0291	0.1346	0.0295	02:59:36	No
Mean:	2.937	2.937	0.0292				
SD :	0.02225	0.02225	0.0002				
%RSD:	0.8	0.8	0.7576				

QC value within specified limits.

Element: Hg Seq. No.: 23 AS Loc.: 1 Date: 11/28/2007
Sample ID: CCB

Repl #	SampleConc µg/L	StndConc µg/L	BlnkCorr Signal	Peak Area	Peak Height	Time	Peak Stored
1	0.0008	0.0008	0.0000	0.0017	0.0004	03:00:55	No
2	-0.0025	-0.0025	0.0000	0.0014	0.0004	03:01:24	No
Mean:	-0.0008	-0.0008	0.0000				
SD :	0.00231	0.00231	0.0000				
%RSD:	278.5	278.5	278.5043				

QC value within specified limits.

Element: Hg Seq. No.: 24 AS Loc.: 18 Date: 11/28/2007
Sample ID: 1054835

Repl	SampleConc	StndConc	BlnkCorr	Peak	Peak	Time	Peak

#	µg/L	µg/L	Signal	Area	Height		Stored
1	0.0059	0.0059	0.0001	0.0022	0.0005	03:02:40	No
2	0.0032	0.0032	0.0000	0.0016	0.0004	03:03:09	No
Mean:	0.0046	0.0046	0.0000				
SD :	0.00194	0.00194	0.0000				
%RSD:	42.7	42.7	42.7066				

==========

Element: Hg Seq. No.: 25 AS Loc.: 19 Date: 11/28/2007
Sample ID: 1054835D

Repl #	SampleConc µg/L	StndConc µg/L	BlnkCorr Signal	Peak Area	Peak Height	Time	Peak Stored
1	0.0061	0.0061	0.0001	0.0017	0.0005	03:04:25	No
2	0.0103	0.0103	0.0001	0.0023	0.0005	03:04:54	No
Mean:	0.0082	0.0082	0.0001				
SD :	0.00297	0.00297	0.0000				
%RSD:	36.4	36.4	36.3869				

==========

Element: Hg Seq. No.: 26 AS Loc.: 20 Date: 11/28/2007
Sample ID: 1054835S

Repl #	SampleConc µg/L	StndConc µg/L	BlnkCorr Signal	Peak Area	Peak Height	Time	Peak Stored
1	1.068	1.068	0.0106	0.0493	0.0110	03:06:12	No
2	1.062	1.062	0.0106	0.0488	0.0110	03:06:41	No
Mean:	1.065	1.065	0.0106				
SD :	0.00451	0.00451	0.0000				
%RSD:	0.4	0.4	0.4236				

==========

Element: Hg Seq. No.: 27 AS Loc.: 21 Date: 11/28/2007
Sample ID: 1055044

Repl #	SampleConc µg/L	StndConc µg/L	BlnkCorr Signal	Peak Area	Peak Height	Time	Peak Stored
1	0.0133	0.0133	0.0001	0.0024	0.0005	03:07:59	No
2	0.0099	0.0099	0.0001	0.0019	0.0005	03:08:28	No
Mean:	0.0116	0.0116	0.0001				
SD :	0.00246	0.00246	0.0000				
%RSD:	21.2	21.2	21.1761				

==========

Element: Hg Seq. No.: 28 AS Loc.: 22 Date: 11/28/2007
Sample ID: 1055107

Repl #	SampleConc µg/L	StndConc µg/L	BlnkCorr Signal	Peak Area	Peak Height	Time	Peak Stored
1	0.0097	0.0097	0.0001	0.0021	0.0005	03:09:45	No
2	0.0078	0.0078	0.0001	0.0020	0.0005	03:10:15	No
Mean:	0.0087	0.0087	0.0001				
SD :	0.00134	0.00134	0.0000				
%RSD:	15.3	15.3	15.2666				

==========

Element: Hg Seq. No.: 29 AS Loc.: 23 Date: 11/28/2007
Sample ID: 1055108

Repl #	SampleConc µg/L	StndConc µg/L	BlnkCorr Signal	Peak Area	Peak Height	Time	Peak Stored
1	0.0067	0.0067	0.0001	0.0020	0.0005	03:11:33	No
2	0.0116	0.0116	0.0001	0.0026	0.0005	03:12:03	No
Mean:	0.0091	0.0091	0.0001				
SD :	0.00344	0.00344	0.0000				

%RSD: 37.7 37.7 37.6609

==========

Element: Hg Seq. No.: 30 AS Loc.: 24 Date: 11/28/2007
Sample ID: 1055473

Repl #	SampleConc µg/L	StndConc µg/L	BlnkCorr Signal	Peak Area	Peak Height	Time	Peak Stored
1	0.0309	0.0309	0.0003	0.0031	0.0007	03:13:22	No
2	0.0323	0.0323	0.0003	0.0033	0.0007	03:13:51	No
Mean:	0.0316	0.0316	0.0003				
SD :	0.00097	0.00097	0.0000				
%RSD:	3.1	3.1	3.0724				

==========

Element: Hg Seq. No.: 31 AS Loc.: 25 Date: 11/28/2007
Sample ID: 1055474

Repl #	SampleConc µg/L	StndConc µg/L	BlnkCorr Signal	Peak Area	Peak Height	Time	Peak Stored
1	0.0104	0.0104	0.0001	0.0025	0.0005	03:15:10	No
2	0.0118	0.0118	0.0001	0.0025	0.0005	03:15:40	No
Mean:	0.0111	0.0111	0.0001				
SD :	0.00095	0.00095	0.0000				
%RSD:	8.6	8.6	8.5768				

==========

Element: Hg Seq. No.: 32 AS Loc.: 26 Date: 11/28/2007
Sample ID: 1055475

Repl #	SampleConc µg/L	StndConc µg/L	BlnkCorr Signal	Peak Area	Peak Height	Time	Peak Stored
1	0.0080	0.0080	0.0001	0.0024	0.0005	03:17:00	No
2	0.0068	0.0068	0.0001	0.0023	0.0005	03:17:29	No
Mean:	0.0074	0.0074	0.0001				
SD :	0.00085	0.00085	0.0000				
%RSD:	11.4	11.4	11.4489				

==========

Element: Hg Seq. No.: 33 AS Loc.: 8 Date: 11/28/2007
Sample ID: CRII

Repl #	SampleConc µg/L	StndConc µg/L	BlnkCorr Signal	Peak Area	Peak Height	Time	Peak Stored
1	0.2047	0.2047	0.0020	0.0107	0.0024	03:18:54	No
2	0.2049	0.2049	0.0020	0.0113	0.0024	03:19:23	No
Mean:	0.2048	0.2048	0.0020				
SD :	0.00014	0.00014	0.0000				
%RSD:							

QC value within specified limits.

==========

Element: Hg Seq. No.: 34 AS Loc.: 7 Date: 11/28/2007
Sample ID: CCV

Repl #	SampleConc µg/L	StndConc µg/L	BlnkCorr Signal	Peak Area	Peak Height	Time	Peak Stored
1	3.058	3.058	0.0304	0.1396	0.0308	03:20:45	No
2	3.058	3.058	0.0305	0.1392	0.0308	03:21:14	No
Mean:	3.058	3.058	0.0305				
SD :	0.00036	0.00036	0.0000				
%RSD:							

QC value within specified limits.

==========

Element: Hg Seq. No.: 35 AS Loc.: 1 Date: 11/28/2007
Sample ID: CCB

Repl #	SampleConc µg/L	StndConc µg/L	BlnkCorr Signal	Peak Area	Peak Height	Time	Peak Stored
1	0.0049	0.0049	0.0000	0.0021	0.0004	03:22:34	No
2	0.0027	0.0027	0.0000	0.0018	0.0004	03:23:03	No
Mean:	0.0038	0.0038	0.0000				
SD :	0.00158	0.00158	0.0000				
%RSD:	41.3	41.3	41.2649				

QC value within specified limits.

Element: Hg Seq. No.: 36 AS Loc.: 27 Date: 11/28/2007
Sample ID: 1055476

Repl #	SampleConc µg/L	StndConc µg/L	BlnkCorr Signal	Peak Area	Peak Height	Time	Peak Stored
1	0.0082	0.0082	0.0001	0.0023	0.0005	03:24:21	No
2	0.0051	0.0051	0.0001	0.0018	0.0004	03:24:50	No
Mean:	0.0067	0.0067	0.0001				
SD :	0.00219	0.00219	0.0000				
%RSD:	32.7	32.7	32.7028				

Element: Hg Seq. No.: 37 AS Loc.: 28 Date: 11/28/2007
Sample ID: 1055477

Repl #	SampleConc µg/L	StndConc µg/L	BlnkCorr Signal	Peak Area	Peak Height	Time	Peak Stored
1	0.0106	0.0106	0.0001	0.0021	0.0005	03:26:11	No
2	0.0124	0.0124	0.0001	0.0023	0.0005	03:26:40	No
Mean:	0.0115	0.0115	0.0001				
SD :	0.00127	0.00127	0.0000				
%RSD:	11.1	11.1	11.0600				

Element: Hg Seq. No.: 38 AS Loc.: 29 Date: 11/28/2007
Sample ID: PBW-M4270129B 1058267 DK 11/28/07 1058273

Repl #	SampleConc µg/L	StndConc µg/L	BlnkCorr Signal	Peak Area	Peak Height	Time	Peak Stored
1	0.0067	0.0067	0.0001	0.0021	0.0005	03:28:02	No
2	0.0055	0.0055	0.0001	0.0017	0.0004	03:28:31	No
Mean:	0.0061	0.0061	0.0001				
SD :	0.00085	0.00085	0.0000				
%RSD:	13.9	13.9	13.9439				

Element: Hg Seq. No.: 39 AS Loc.: 30 Date: 11/28/2007
Sample ID: LCSW-M4270129B 1058268 DK 11/28/07 1058274

Repl #	SampleConc µg/L	StndConc µg/L	BlnkCorr Signal	Peak Area	Peak Height	Time	Peak Stored
1	1.032	1.032	0.0103	0.0487	0.0107	03:29:53	No
2	1.029	1.029	0.0103	0.0482	0.0106	03:30:22	No
Mean:	1.031	1.031	0.0103				
SD :	0.00184	0.00184	0.0000				
%RSD:	0.2	0.2	0.1788				

Element: Hg Seq. No.: 40 AS Loc.: 31 Date: 11/28/2007
Sample ID: 1050363

Repl	SampleConc	StndConc	BlnkCorr	Peak	Peak	Time	Peak

#	µg/L	µg/L	Signal	Area	Height		Stored
1	0.0204	0.0204	0.0002	0.0030	0.0006	03:31:44	No
2	0.0196	0.0196	0.0002	0.0031	0.0006	03:32:13	No
Mean:	0.0200	0.0200	0.0002				
SD :	0.00055	0.00055	0.0000				
%RSD:	2.8	2.8	2.7586				

==========

Element: Hg Seq. No.: 41 AS Loc.: 32 Date: 11/28/2007
Sample ID: 1050361

Repl #	SampleConc µg/L	StndConc µg/L	BlnkCorr Signal	Peak Area	Peak Height	Time	Peak Stored
1	0.0149	0.0149	0.0001	0.0028	0.0005	03:33:32	No
2	0.0044	0.0044	0.0000	0.0019	0.0004	03:34:02	No
Mean:	0.0096	0.0096	0.0001				
SD :	0.00745	0.00745	0.0001				
%RSD:	77.3	77.3	77.2615				

==========

Element: Hg Seq. No.: 42 AS Loc.: 33 Date: 11/28/2007
Sample ID: 1047820

Repl #	SampleConc µg/L	StndConc µg/L	BlnkCorr Signal	Peak Area	Peak Height	Time	Peak Stored
1	0.0079	0.0079	0.0001	0.0025	0.0005	03:35:17	No
2	0.0039	0.0039	0.0000	0.0020	0.0004	03:35:46	No
Mean:	0.0059	0.0059	0.0001				
SD :	0.00282	0.00282	0.0000				
%RSD:	47.7	47.7	47.6629				

==========

Element: Hg Seq. No.: 43 AS Loc.: 34 Date: 11/28/2007
Sample ID: 1047820D 1058270 DK 11/29/07

Repl #	SampleConc µg/L	StndConc µg/L	BlnkCorr Signal	Peak Area	Peak Height	Time	Peak Stored
1	0.0063	0.0063	0.0001	0.0022	0.0005	03:37:02	No
2	0.0042	0.0042	0.0000	0.0021	0.0004	03:37:31	No
Mean:	0.0053	0.0053	0.0001				
SD :	0.00147	0.00147	0.0000				
%RSD:	27.8	27.8	27.7893				

==========

Element: Hg Seq. No.: 44 AS Loc.: 35 Date: 11/28/2007
Sample ID: 1047820S 1058271 DK 11/29/07

Repl #	SampleConc µg/L	StndConc µg/L	BlnkCorr Signal	Peak Area	Peak Height	Time	Peak Stored
1	1.005	1.005	0.0100	0.0471	0.0104	03:38:47	No
2	1.008	1.008	0.0100	0.0474	0.0104	03:39:17	No
Mean:	1.006	1.006	0.0100				
SD :	0.00231	0.00231	0.0000				
%RSD:	0.2	0.2	0.2291				

==========

Element: Hg Seq. No.: 45 AS Loc.: 7 Date: 11/28/2007
Sample ID: CCV

Repl #	SampleConc µg/L	StndConc µg/L	BlnkCorr Signal	Peak Area	Peak Height	Time	Peak Stored
1	3.019	3.019	0.0301	0.1380	0.0305	03:40:36	No
2	3.018	3.018	0.0301	0.1376	0.0304	03:41:05	No
Mean:	3.019	3.019	0.0301				
SD :	0.00108	0.00108	0.0000				

%RSD:
QC value within specified limits.

Element: Hg Seq. No.: 46 AS Loc.: 1 Date: 11/28/2007
Sample ID: CCB

Repl #	SampleConc µg/L	StndConc µg/L	BlnkCorr Signal	Peak Area	Peak Height	Time	Peak Stored
1	0.0060	0.0060	0.0001	0.0018	0.0005	03:42:24	No
2	0.0050	0.0050	0.0000	0.0020	0.0004	03:42:53	No
Mean:	0.0055	0.0055	0.0001				
SD :	0.00074	0.00074	0.0000				
%RSD:	13.5	13.5	13.5055				

QC value within specified limits.

Element: Hg Seq. No.: 47 AS Loc.: 36 Date: 11/28/2007
Sample ID: 1047828

Repl #	SampleConc µg/L	StndConc µg/L	BlnkCorr Signal	Peak Area	Peak Height	Time	Peak Stored
1	0.0031	0.0031	0.0000	0.0015	0.0004	03:44:10	No
2	0.0043	0.0043	0.0000	0.0019	0.0004	03:44:40	No
Mean:	0.0037	0.0037	0.0000				
SD :	0.00084	0.00084	0.0000				
%RSD:	22.8	22.8	22.7872				

Element: Hg Seq. No.: 48 AS Loc.: 37 Date: 11/28/2007
Sample ID: 1047821

Repl #	SampleConc µg/L	StndConc µg/L	BlnkCorr Signal	Peak Area	Peak Height	Time	Peak Stored
1	0.0035	0.0035	0.0000	0.0020	0.0004	03:45:57	No
2	0.0048	0.0048	0.0000	0.0020	0.0004	03:46:27	No
Mean:	0.0042	0.0042	0.0000				
SD :	0.00092	0.00092	0.0000				
%RSD:	22.0	22.0	21.9866				

Element: Hg Seq. No.: 49 AS Loc.: 38 Date: 11/28/2007
Sample ID: 1047829

Repl #	SampleConc µg/L	StndConc µg/L	BlnkCorr Signal	Peak Area	Peak Height	Time	Peak Stored
1	0.0028	0.0028	0.0000	0.0019	0.0004	03:47:45	No
2	0.0082	0.0082	0.0001	0.0023	0.0005	03:48:14	No
Mean:	0.0055	0.0055	0.0001				
SD :	0.00382	0.00382	0.0000				
%RSD:	69.2	69.2	69.2039				

Element: Hg Seq. No.: 50 AS Loc.: 39 Date: 11/28/2007
Sample ID: 1057569 DO NOT USE ON HOLD DK 11/28/07

Repl #	SampleConc µg/L	StndConc µg/L	BlnkCorr Signal	Peak Area	Peak Height	Time	Peak Stored
1	-0.0046	-0.0046	0.0000	0.0020	0.0003	03:49:32	No
2	-0.0062	-0.0062	-0.0001	0.0019	0.0003	03:50:01	No
Mean:	-0.0054	-0.0054	-0.0001				
SD :	0.00119	0.00119	0.0000				
%RSD:	22.1	22.1	22.1052				

Element: Hg Seq. No.: 51 AS Loc.: 40 Date: 11/28/2007
Sample ID: 1057578

Repl #	SampleConc µg/L	StndConc µg/L	BlnkCorr Signal	Peak Area	Peak Height	Time	Peak Stored
1	0.0093	0.0093	0.0001	0.0021	0.0005	03:51:20	No
2	0.0096	0.0096	0.0001	0.0020	0.0005	03:51:49	No
Mean:	0.0095	0.0095	0.0001				
SD :	0.00024	0.00024	0.0000				
%RSD:	2.5	2.5	2.5260				

Element: Hg Seq. No.: 52 AS Loc.: 41 Date: 11/28/2007
Sample ID: 1056297

Repl #	SampleConc µg/L	StndConc µg/L	BlnkCorr Signal	Peak Area	Peak Height	Time	Peak Stored
1	0.0061	0.0061	0.0001	0.0020	0.0005	03:53:08	No
2	0.0080	0.0080	0.0001	0.0022	0.0005	03:53:37	No
Mean:	0.0070	0.0070	0.0001				
SD :	0.00134	0.00134	0.0000				
%RSD:	19.1	19.1	19.0890				

Element: Hg Seq. No.: 53 AS Loc.: 42 Date: 11/28/2007
Sample ID: 1056297D 1058271 DK 11/28/07

Repl #	SampleConc µg/L	StndConc µg/L	BlnkCorr Signal	Peak Area	Peak Height	Time	Peak Stored
1	0.0041	0.0041	0.0000	0.0019	0.0004	03:54:56	No
2	0.0041	0.0041	0.0000	0.0020	0.0004	03:55:25	No
Mean:	0.0041	0.0041	0.0000				
SD :	0.00004	0.00004	0.0000				
%RSD:	1.0	1.0	1.0298				

Element: Hg Seq. No.: 54 AS Loc.: 43 Date: 11/28/2007
Sample ID: 1056297S 1058272 DK 11/28/07

Repl #	SampleConc µg/L	StndConc µg/L	BlnkCorr Signal	Peak Area	Peak Height	Time	Peak Stored
1	1.040	1.040	0.0104	0.0482	0.0107	03:56:45	No
2	1.045	1.045	0.0104	0.0486	0.0108	03:57:15	No
Mean:	1.042	1.042	0.0104				
SD :	0.00337	0.00337	0.0000				
%RSD:	0.3	0.3	0.3233				

Element: Hg Seq. No.: 55 AS Loc.: 44 Date: 11/28/2007
Sample ID: 1056299

Repl #	SampleConc µg/L	StndConc µg/L	BlnkCorr Signal	Peak Area	Peak Height	Time	Peak Stored
1	0.0051	0.0051	0.0001	0.0022	0.0004	03:58:35	No
2	0.0045	0.0045	0.0000	0.0020	0.0004	03:59:04	No
Mean:	0.0048	0.0048	0.0000				
SD :	0.00043	0.00043	0.0000				
%RSD:	8.9	8.9	8.8594				

Element: Hg Seq. No.: 56 AS Loc.: 8 Date: 11/28/2007
Sample ID: CRII

Repl #	SampleConc µg/L	StndConc µg/L	BlnkCorr Signal	Peak Area	Peak Height	Time	Peak Stored

1	0.2076	0.2076	0.0021	0.0113	0.0025	04:00:27	No
2	0.2005	0.2005	0.0020	0.0105	0.0024	04:00:56	No
Mean:	0.2040	0.2040	0.0020				
SD :	0.00501	0.00501	0.0000				
%RSD:	2.5	2.5	2.4546				

QC value within specified limits.

==========

Element: Hg Seq. No.: 57 AS Loc.: 7 Date: 11/28/2007
Sample ID: CCV

Repl #	SampleConc µg/L	StndConc µg/L	BlnkCorr Signal	Peak Area	Peak Height	Time	Peak Stored
1	3.045	3.045	0.0303	0.1409	0.0307	04:02:18	No
2	3.042	3.042	0.0303	0.1387	0.0307	04:02:47	No
Mean:	3.043	3.043	0.0303				
SD :	0.00193	0.00193	0.0000				
%RSD:							

QC value within specified limits.

==========

Element: Hg Seq. No.: 58 AS Loc.: 1 Date: 11/28/2007
Sample ID: CCB

Repl #	SampleConc µg/L	StndConc µg/L	BlnkCorr Signal	Peak Area	Peak Height	Time	Peak Stored
1	0.0087	0.0087	0.0001	0.0022	0.0005	04:04:05	No
2	0.0115	0.0115	0.0001	0.0026	0.0005	04:04:34	No
Mean:	0.0101	0.0101	0.0001				
SD :	0.00193	0.00193	0.0000				
%RSD:	19.1	19.1	19.1019				

QC value within specified limits.

==========

Element: Hg Seq. No.: 59 AS Loc.: 45 Date: 11/28/2007
Sample ID: 1056300

Repl #	SampleConc µg/L	StndConc µg/L	BlnkCorr Signal	Peak Area	Peak Height	Time	Peak Stored
1	0.0038	0.0038	0.0000	0.0017	0.0004	04:05:52	No
2	0.0059	0.0059	0.0001	0.0022	0.0005	04:06:22	No
Mean:	0.0048	0.0048	0.0000				
SD :	0.00147	0.00147	0.0000				
%RSD:	30.4	30.4	30.3789				

==========

Element: Hg Seq. No.: 60 AS Loc.: 46 Date: 11/28/2007
Sample ID: 1055955

Repl #	SampleConc µg/L	StndConc µg/L	BlnkCorr Signal	Peak Area	Peak Height	Time	Peak Stored
1	0.0045	0.0045	0.0000	0.0019	0.0004	04:07:42	No
2	0.0071	0.0071	0.0001	0.0023	0.0005	04:08:12	No
Mean:	0.0058	0.0058	0.0001				
SD :	0.00180	0.00180	0.0000				
%RSD:	31.2	31.2	31.1541				

==========

Element: Hg Seq. No.: 61 AS Loc.: 47 Date: 11/28/2007
Sample ID: 1055956

Repl #	SampleConc µg/L	StndConc µg/L	BlnkCorr Signal	Peak Area	Peak Height	Time	Peak Stored
1	0.0052	0.0052	0.0001	0.0023	0.0004	04:09:34	No
2	0.0070	0.0070	0.0001	0.0022	0.0005	04:10:03	No

Mean:	0.0061	0.0061	0.0001
SD :	0.00127	0.00127	0.0000
%RSD:	20.7	20.7	20.6838

==========

Element: Hg Seq. No.: 62 AS Loc.: 48 Date: 11/28/2007
Sample ID: PBW-M4270129T 1058277 DK 11/28/07

Repl #	SampleConc µg/L	StndConc µg/L	BlnkCorr Signal	Peak Area	Peak Height	Time	Peak Stored
1	0.0909	0.0909	0.0009	0.0062	0.0013	04:11:21	No
2	0.0854	0.0854	0.0009	0.0057	0.0012	04:11:50	No
Mean:	0.0882	0.0882	0.0009				
SD :	0.00383	0.00383	0.0000				
%RSD:	4.3	4.3	4.3475				

==========

Element: Hg Seq. No.: 63 AS Loc.: 49 Date: 11/28/2007
Sample ID: LCSW-M4270129T 1058278 DK 11/28/07

Repl #	SampleConc µg/L	StndConc µg/L	BlnkCorr Signal	Peak Area	Peak Height	Time	Peak Stored
1	1.013	1.013	0.0101	0.0480	0.0105	04:13:05	No
2	1.016	1.016	0.0101	0.0478	0.0105	04:13:34	No
Mean:	1.015	1.015	0.0101				
SD :	0.00233	0.00233	0.0000				
%RSD:	0.2	0.2	0.2298				

==========

Element: Hg Seq. No.: 64 AS Loc.: 50 Date: 11/28/2007
Sample ID: 1054840

Repl #	SampleConc µg/L	StndConc µg/L	BlnkCorr Signal	Peak Area	Peak Height	Time	Peak Stored
1	0.0037	0.0037	0.0000	0.0019	0.0004	04:14:49	No
2	0.0090	0.0090	0.0001	0.0023	0.0005	04:15:18	No
Mean:	0.0064	0.0064	0.0001				
SD :	0.00376	0.00376	0.0000				
%RSD:	58.9	58.9	58.9157				

==========

Element: Hg Seq. No.: 65 AS Loc.: 51 Date: 11/28/2007
Sample ID: 1054840D 1058275 DK 11/28/07

Repl #	SampleConc µg/L	StndConc µg/L	BlnkCorr Signal	Peak Area	Peak Height	Time	Peak Stored
1	0.0157	0.0157	0.0002	0.0028	0.0005	04:16:34	No
2	0.0131	0.0131	0.0001	0.0024	0.0005	04:17:04	No
Mean:	0.0144	0.0144	0.0001				
SD :	0.00182	0.00182	0.0000				
%RSD:	12.6	12.6	12.5765				

==========

Element: Hg Seq. No.: 66 AS Loc.: 52 Date: 11/28/2007
Sample ID: 1054840S 1058276 DK 11/28/07

Repl #	SampleConc µg/L	StndConc µg/L	BlnkCorr Signal	Peak Area	Peak Height	Time	Peak Stored
1	1.012	1.012	0.0101	0.0476	0.0105	04:18:21	No
2	1.002	1.002	0.0100	0.0471	0.0104	04:18:50	No
Mean:	1.007	1.007	0.0100				
SD :	0.00687	0.00687	0.0001				
%RSD:	0.7	0.7	0.6820				

==========

000519

Element: Hg Seq. No.: 67 AS Loc.: 53 Date: 11/28/2007
Sample ID: 1055143

Repl #	SampleConc µg/L	StndConc µg/L	BlnkCorr Signal	Peak Area	Peak Height	Time	Peak Stored
1	-0.0030	-0.0030	0.0000	0.0018	0.0004	04:20:07	No
2	-0.0008	-0.0008	0.0000	0.0021	0.0004	04:20:36	No
Mean:	-0.0019	-0.0019	0.0000				
SD :	0.00162	0.00162	0.0000				
%RSD:	85.1	85.1	85.1345				

Element: Hg Seq. No.: 68 AS Loc.: 8 Date: 11/28/2007
Sample ID: CRII

Repl #	SampleConc µg/L	StndConc µg/L	BlnkCorr Signal	Peak Area	Peak Height	Time	Peak Stored
1	0.1888	0.1888	0.0019	0.0101	0.0023	04:21:55	No
2	0.1904	0.1904	0.0019	0.0101	0.0023	04:22:24	No
Mean:	0.1896	0.1896	0.0019				
SD :	0.00119	0.00119	0.0000				
%RSD:	0.6	0.6	0.6281				

QC value within specified limits.

Element: Hg Seq. No.: 69 AS Loc.: 7 Date: 11/28/2007
Sample ID: CCV

Repl #	SampleConc µg/L	StndConc µg/L	BlnkCorr Signal	Peak Area	Peak Height	Time	Peak Stored
1	3.066	3.066	0.0305	0.1396	0.0309	04:23:46	No
2	3.065	3.065	0.0305	0.1388	0.0309	04:24:15	No
Mean:	3.066	3.066	0.0305				
SD :	0.00101	0.00101	0.0000				
%RSD:							

QC value within specified limits.

Element: Hg Seq. No.: 70 AS Loc.: 1 Date: 11/28/2007
Sample ID: CCB

Repl #	SampleConc µg/L	StndConc µg/L	BlnkCorr Signal	Peak Area	Peak Height	Time	Peak Stored
1	0.0053	0.0053	0.0001	0.0020	0.0004	04:25:34	No
2	0.0036	0.0036	0.0000	0.0021	0.0004	04:26:03	No
Mean:	0.0044	0.0044	0.0000				
SD :	0.00120	0.00120	0.0000				
%RSD:	27.1	27.1	27.1084				

QC value within specified limits.

CAS - Rochester,NY: ICP Water Digestion Log

8010B/SW846 // 200Series/Part136 // CLP5.3

Analyst: WL Date: 11/26/07

Report Type: Routine // 6 // ASP // Pkg5

Prep Method: 3010 // 3010 TCLP // 3005 // CLP

Digest: Initial // Redigest Of:

Spike Witness / Lot Approval: DK 11/27/07

Batch ID: M436D047

Batch Temp: 95°c

	Submission / Order #	pH	Initial Vol(ml)	Final Vol(ml)	Initial Color / Clarity	Final Color / Clarity	Metals	Spike Added Vol(ml)
1	PBW	<2	50	50	C-CLR	C-CLR	2As, 2Pb, 2Se, 2Tl, TAL+Sn	
2	LCSW							
3	R-40907 1047717	<2					Co, Cr, Cu, Fe	0.5ml spkA, spkB 0.25ml Sn 0.05ml Se
4	718							136 GE
5	R-39908 1039654	<2					Cu	
6	655						Co, Cr, Cu, Fe	136 GE
7	R-40971 1054297	<2					Cu	
8	297dup						2As, 2Se, 2Pb, 2Tl, TAL	846
9	297spk							
10	299							0.5ml spkA, spkB 0.25ml Sn 0.05ml Se
11	300							
12	R-40608 1050361	<2					TAL+Sn, -Be, Ca, K, Mg, Na, Se, Tl	136 Kodak
13	R-40600 1050353	<2					TAL+Sn, -Be, Ca, Co, K, Mg, Na, Se, Tl	136 Kodak
14	354							
15								
16								
17								
18								
19								
20								
21								
22								
23								
24								
25								
26								

WL 11/26/07

Spiking Standards / Reagent Lot Numbers:

Spike A,B: M178008IS,T Spike 4: –

TCLP Spk: – TCLP Ba: –

Se Std: M178006705 Sn Std: M178008IB

Sr Std: –

HNO3: M178008ID HCL: M178008IR

Color / Clarity Key:

Color: C = Colorless ; Y = Yellow ; B = Brown ; G = Grey
BL = Black

Clarity: CDY = Cloudy ; CLR = Clear ; OP = Opaque

COMMENTS: R-40971=ASP, R-40907, 39908=GE PUSH PREP
R-40608, 40600=Kodak

Columbia Analytical Services – Rochester, NY

lysis For: Hg
Temp: In 95 / Out 95
e In: 11:30
e Out: 13:30

EPA Method: 7470 / 7471 / 245.1 / 245.5
Report: Routine / ASP / Pkg.5
File Name: NOV-28W

Analyst: DK
Date Prepped: 11/28/07
Date Analyzed: 11/28/07

Client / Submission #	Sample Number	Initial Wgt/Volume (g/ml)	Final Volume (ml)	#	Client / Submission #	Sample Number	Initial Wgt/Volume (g/ml)	Final Volume (ml)
	PBW-A	25	25	31	R-41044	1057569	25 DK 11/28/07	25
	LCSW-A			32	R 41046	1057578	25	25
R-40881	1054484			33	R-40971	1056297		
	4485			34		6297D		
	4641			35		6297S		
	4644			36		6299		
	4646			37		6300		
	4671			38	R-40954	1055955		
	4672			39		5956		
	4835			40		PBW-T		
	4835D			41		LCSW-T		
	4835S			42	R-40898	1054840		
	5044			43		4840D		
	5107			44		4840S		
	5108			45	R-40912	1055143		
	5473			46				
	5474			47		DK 11/28/07		
	5475			48				
	5476			49				
	5477					ICB	100ml DI Water	100
	PBW-B					Std 0	100ml DI Water	100
	LCSW-B					Std 0.2*	0.20ml of 0.1ppm	100
R-40608	1050363					Std 0.5*	0.50ml of 0.1ppm	100
	1050361					Std 1.0*	1.00ml of 0.1ppm	100
R-40402	104782D					Std 2.0*	2.00ml of 0.1ppm	100
	7820D					Std 5.0*	5.00ml of 0.1ppm	100
	7820S					Std 10.0*	10.0ml of 0.1ppm	100
	7828					ICV/CCV**	3.00ml of 0.1ppm	100
R-40403	1047821					LCSW/MS**	1.00ml of 0.1ppm	100
	7829					CRDL*	0.20ml of 0.1ppm	100

of Reagents Used:

3: M1780081Q H2SO4: M1780077A HCL: M1780081R K2S2O8: M1780072F KMnO4: M1780080K
2: M1780080R NaCl: M1780077W NH2OH-HCL: M1780082R LCSS CAS Lot#: —
LCSS ERA Lot#: —

rce Standard: (Vendor/Lot #) M1780072R **ICV Standard: (Vendor/Lot #) M1780073B
0ppm stock Lot#: M4200100A) **(10ppm stock Lot#: M4200145A)
1ppm working std Lot#: M4200100C) **(0.1ppm working std Lot#: M4200145) C

ments/Problems: RIBS=R-40881 R-41044 on hold.

Name: M4270129A M4270129B M4270129C

RADIAL OPTIMA #1 CALIBRATION STANDARD #1 (Standard is prepared weekly or as necessary)

	Metal	CAS Lot #	Conc. (ppm)	Vol. (mls)	Final Vol. (mls)	Final Conc. (ppm)	Matrix
PQL Std 1	BE	M17800741	5	0.100	100	0.0050	2%HNO3
	CO		50			0.0500	5%HCl
	V		50			0.0500	
	SB		60			0.0600	
	AG		10			0.0100	
	ZN		20			0.0200	
	FE		100			0.100	
	NI		40			0.0400	
	CR		10			0.0100	
PQL Std 2	B	M17800760	200	0.100		0.200	
	MO		25			0.0250	
	SN		500			0.500	
	TI		50			0.0500	
Single std	SR	M17800738	1000	0.010		0.100	

Analyst/ Date	Letter ID	Nitric Acid Lot#	Hydrochloric Acid Lot #	Expiration Date	Pipet ID
DCB 5/11/07	A	M17800760	M17800756	5/18/07	M17
DCB 5/21/07	B	M17800760	M17800775	5/28/07	M17
DCB 5/29/07	C	M17800760	M17800771	6/5/07	M17
DCB 6/6/07	D	M17800760	M17800771	6/13/07	M17
DCB 6/14/07	E	M17800760	M17800771	6/21/07	M17
DCB 6/22/07	F	M17800771	M17800771	6/29/07	M17
DCB 7/3/07	G	M17800771	M17800771	7/10/07	M17
SD 7/11/07	H	M17800771	M17800771	7/18/07	M22 M17
DCB 7/19/07	I	M17800771	M17800771	7/26/07	M17
DCB 7/27/07	J	M17800771	M17800771	8/3/07	M17
DCB 8/3/07	K	M17800771	M17800771	8/10/07	M17
DCB 8/13/07	L	M17800771	M17800771	8/20/07	M17
DCB 8/21/07	M	M17800771	M17800771	8/28/07	M17
DCB 8/29/07	N	M17800794	M17800794	9/5/07	M17
SD 9/4/07	O	M17800794	M17800794	9/11/07	M17
DCB 9/12/07	P	M17800794	M17800794	9/19/07	M17
DCB 9/20/07	Q	M17800794	M17800794	9/27/07	M17
DCB 9/28/07	R	M17800794	M17800794	10/5/07	M17
DCB 10/8/07	S	M17800794	M17800794	10/13/07	M17
SD 10/15/07	T	M17800794	M17800794	10/22/07	M17
DCB 10/23/07	U	M17800794	M17800794	10/30/07	M17
DCB 10/31/07	V	M17800818	M17800794	11/6/07	M17
DCB 11/7/07	W	M17800818	M17800818	11/14/07	M17
DCB 11/15/07	X	M17800818	M17800818	11/22/07	M17
DCB 11/20/07	Y	M17800818	M17800818	12/2/07	M17
DCB 12/5/07	Z	M17800818	M17800818	12/12/07	M17
	AA				
	BB				
	CC				
	DD				
	EE				
	FF				

RADIAL OPTIMA #1 CALIBRATION STANDARD #2 (Standard is prepared weekly or as necessary)

	Metal	CAS Lot #	Conc. (ppm)	Vol. (mls)	Final Vol. (mls)	Final Conc. (ppm)	Matrix	Analyst/ Date	Letter ID	Nitric Acid Lot#	Hydrochloric Acid Lot #	Expiration Date	Pipet ID
CAL STD 1	CA	M.780082A	5000	0.100	1000	0.500	2%HNO3	DCB 11/27/07	A	M1780081U	M1780081R	12/3/07	M17
	K		5000			Below	5%HCl	DCB 12/5/07	B	M1780081U	M1780081R	12/12/07	M17
	MG		5000			0.500			C				
	NA		5000			0.500			D				
Single std	AL	M1780079S	10000	0.01		0.100			E				
	BA	M1780070O	1000	0.020		0.020			F				
	CU	M1780073J	1000	0.02		0.020			G				
	MN	M1780077T	1000	0.01		0.010			H				
	K	M1780071H	10000	0.15		2.00			I				
	CD		1000	0.01		0.010			J				
	PB		1000	0.05		0.050			K				
	AS		1000	0.20		0.200			L				
	SE		1000	0.20		0.200			M				
									N				
									O				
									P				
									Q				
									R				
									S				
									T				
									U				
									V				
									W				
									X				
									Y				
									Z				

RADIAL OPTIMA #1- CALIBRATION STANDARD #4 / HLCCV1 (Standard is prepared weekly or as necessary)
(CALIBRATION STANDARD #3 IS A 1/5 DILUTION OF THIS STANDARD)

	Metal	CAS Lot #	Conc. (ppm)	Vol. (mls)	Final Vol. (mls)	Final Conc. (ppm)	Matrix	Analyst/ Date	Letter ID	Nitric Acid Lot#	Hydrochloric Acid Lot #	Expiration Date	Pipet ID
Cal Std 1	CA	M178008 2A	5000	4.00	200	100	2%HNO3	DCB 11/29/07	A	M178008 1Q	M178008 1R	12/6/07	M24
	MG		5000			100	5%HCl	DCB 12/7/07	B	M178008 1Q	M178008 1R	12/14/07	M24
	K		5000			100			C				
	NA		5000			100			D				
Cal Std 2	AG	M178008 2I	100	2.00		1.00			E				
	CR		100			1.00			F				
	MN		150			1.50			G				
	NI		400			4.00			H				
	ZN		200			2.00			I				
Cal Std 3	AL	M178008 2C	2000	2.00		20.0			J				
	BA		2000			20.0			K				
	BE		50			0.500			L				
	CO		500			5.00			M				
	CU		250			2.50			N				
	FE		1000			10.0			O				
	V		500			5.00			P				
Cal Std 4	AS	—	100	8.00		4.00			Q				
	CD		50			2.00			R				
	PB		50			2.00			S				
	SE		50			2.00			T				
	TL		100			4.00			U				
Single Metals	SB	M178008 0L	1000	2.00		10.0			V				
	SN	M178008 0M	1000	2.00		10.0			W				
	B	M178008 1F	1000	1.00		5.00			X				
	MO	M178007 3T	1000	1.00		5.00			Y				
	TI	M178007 3U	1000	1.00		5.00			Z				
	SR	M178007 3R	1000	1.00		5.00			AA				

RADIAL OPTIMA #1 ICV/CCV STANDARD (Standard is prepared daily.)

	Metal	CAS Lot #	Conc. (ppm)	Vol. (mls)	Final Vol. (mls)	Final Conc. (ppm)	Matrix	Analyst/ Date	Letter ID	Nitric Acid Lot#	Hydrochloric Acid Lot #	Pipet ID
Cal Std 1	CA	M1780081K	5000	2.00	200	50.0	2%HNO3 5%HCl	DCB 11/19/07	A	M1780081Q	M1780081R	M24 M23
	MG		5000			50.0		DCB 11/20/07	B	M1780081Q	M1780081R	M24 M23
	K		5000			50.0		DCB 11/21/07	C	M1780081Q	M1780081R	M24 M23
	NA		5000			50.0		DCB 11/26/07	D	M1780081Q	M1780081R	M24 M23
Cal Std 2	AG	M1780078Q	100	1.00		0.500		DCB 11/27/07	E	M1780081Q	M1780081R	M24 M23
	CR		100			0.500		DCB 11/28/07	F	M1780081Q	M1780081R	M24 M23
	MN		150			0.750		DCB 11/29/07	G	M1780081Q	M1780081R	M24 M23
	NI		400			2.00		DCB 11/30/07	H	M1780081Q	M1780081R	M24 M23
	ZN		200			1.00		DCB 12/5/07	I	M1780081Q	M1780081R	M24 M23
Cal Std 3	AL	M1780077N	2000	1.00		10.0		DCB 12/7/07	J	M1780081Q	M1780081R	M24 M23
	BA		2000			10.0		DCB 12/8/07	K	M1780081Q	M1780081R	M24 M23
	BE		50			0.250		SD 12/9/07	L	M1780081Q	M1780081R	M23/M24
	CO		500			2.50			M			
	CU		250			1.25			N			
	FE		1000			5.00			O			
	V		500			2.50			P			
Cal Std 4	AS	—	100	4.00		2.00			Q			
	CD		50			1.00			R			
	PB		50			1.00			S			
	SE		50			1.00			T			
	TL		100			2.00			U			
Single Elements	SB	M1780082T	1000	1.00		5.00			V			
	SN	M1780081B	1000	1.00		5.00			W			
	B	M1780081H	1000	0.500		2.50			X			
	MO	M1780078O	1000	0.500		2.50			Y			
	TI	M1780081I	1000	0.500		2.50			Z			
	SR	M1780071K	1000	0.500		2.50			AA			

RADIAL OPTIMA #1 - HLCCV2 (Standard is prepared weekly or as necessary.)

	Metal	CAS Lot #	Conc. (ppm)	Vol. (mls)	Final Vol. (mls)	Final Conc. (ppm)	Matrix	Analyst/ Date	Letter ID	Nitric Acid Lot#	Hydrochloric Acid Lot #	Expiration Date	Pipet ID
Single Metals	CA	m17800825	10000	5.00	100	500	2%HNO3	DCB 11/29/07	A	m17800810	m17800811	12/14/07	m13
	MG	m17800797	10000	5.00		500	5%HCl		B				
	K	m17800718	10000	3.00		300			C				
	NA	m17800828	10000	4.00		400			D				
Cal Std 2	AG	m17800828	100	2.00		2.00			E				
	CR		100			Below			F				
	MN		150			Below			G				
	NI		400			8.00			H				
	ZN		200			4.00			I				
Cal Std 3	AL	m17800826	2000	2.00		Below			J				
	BA		2000			40.0			K				
	BE		50			1.00			L				
	CO		500			10.0			M				
	CU		250			5.00			N				
	FE		1000			Below			O				
	V		500			10.0			P				
Single Metals	MO	m17800737	1000	1.00		10.0			Q				
	CR	m17800731	1000	0.800		10.0			R				
	TI	m17800730	1000	1.00		10.0			S				
Cal Std 4	AS,TL	———	100	8.00		8.00			T				
	CD,SE		50			4.00			U				
	PB		50			4.00			V				
Single Metals	AL	m17800795	10000	4.60		500			W				
	FE	m17800748	10000	2.80		3000			X				
	MN	m17800777	1000	0.700		10.0			Y				
									Z				

RADIAL OPTIMA #1 MRL STANDARD

	Element	CAS Lot #	Conc. (ppm)	Vol. (mls)	Final Vol. (mls)	Final Conc. (ppm)	Matrix	Analyst/ Date	ID Letter	Nitric Acid Lot #	Hydrochloric Acid Lot #	Exp. Date	Pipet ID
Cal #1	Ca	M1780079P	5000	0.200	1000	1.00	5% HCL 2%HNO3	DCB 10/26/07	A	M1780079M	M1780079L	4/26/08	M17
	K		5000			1.00			B				
	Mg		5000			1.00			C				
	Na		5000			1.00			D				
Cal #2	Cr	M1780082D	100	0.10		0.0100			E				
	Ag		100			0.0100			F				
	Mn		150			0.0150			G				
	Zn		200			0.0200			H				
	Ni		400			0.0400			I				
Cal #3	Al	M1780081G	2000	0.10		0.200			J				
	Ba		2000			0.200			K				
	Fe		1000			0.100			L				
	Co		500			0.050			M				
	V		500			0.050			N				
	Cu		250			0.025			O				
	Be		50			0.00500			P				
Cal #4	Cd , Pb , Se	—	50	0.10		BELOW			Q				
	As		100			BELOW			R				
PQL #2	B	M1780076L	200	1.00		0.200			T				
	Mo		25			0.0250			U				
	Sn		500			0.500			V				
	Ti		50			0.050			W				
Single Stds	Sb	M1780080L	1000	0.060		0.060			X				
	Sr	M1780073R	1000	0.100		0.100			Y				
	As	—	1000	0.500		0.510			Z				
	Se	—	1000	0.500		0.505							
	Pb	—	1000	0.050		0.055							
	Cd	—	1000	0.050		0.055							

ICSA STANDARD

Element	CAS Lot #	Conc. (ppm)	Vol. (mls)	Final Vol. (mls)	Final Conc. (ppm)	Matrix
Int. A Sol'n	M1780078U	Multi	100	1000	Multi	5% HCL
AL		5000			500	2%HNO3
CA		5000			500	
FE		2000			200	
MG		5000			500	

Analyst/ Date	ID Letter	Nitric Acid Lot #	Hydrochloric Acid Lot #	Expiration Date	Pipet ID
DCB 10/8/07	A	M1780079M	M1780079L	4/11/08	—
* DCB 10/22/07	B	M1780079M	M1780079L	4/22/08	—
DCB 11/13/07	C	M1780081Q	M1780081R	5/13/08	—
	D				
	E				
	F				
	G				
	H				
	I				
	J				
	K				
	L				
	M				
	N				
	O				
	P				
	Q				
	R				
	S				
	T				
	U				
	V				

* 50 mls Int. A Solution used to give

final Concentrations : Al Ca Mg 250ppm

Fe 100ppm

RADIAL OPTIMA #1 ICSAB STANDARD

Element	CAS Lot #	Conc. (ppm)	Vol. (mls)	Final Vol. (mls)	Final Conc. (ppm)	Matrix	Analyst/ Date	ID Letter	Nitric Acid Lot #	Hydrochloric Acid Lot #	Expiration Date	Pipet ID
Int. A Sol'n	M1780080F	Multi	~~100~~	~~1000~~	Multi		XB 12/7/07	A	M1780081Q	M1780081R	6/7/08	—
AL		5000	50	500	500			B				
CA		5000			500			C				
FE		2000	50		200			D				
MG		5000	12/11/07		500			E				
Int. B Sol'n	M1780074G	Multi	~~10.0~~		Multi			F				
AG		100	5		1.00			G				
BA		50			0.500			H				
BE		50			0.500			I				
CD		100			1.00			J				
CO		50			0.500			K				
CR		50			0.500			L				
CU		50			0.500			M				
MN		50			0.500			N				
NI		100			1.00			O				
PB		100			1.00			P				
V		50			0.500			Q				
ZN		100			1.00			R				
								S				
								T				
								U				

OPTIMA #2 ON-LINE INTERNAL STANDARD

Element	CAS Lot #	Conc. (ppm)	Vol. (mls)	Final Vol. (mls)	Final Conc. (ppm)	Matrix
Y	M17800816	10000	2.0	2000	10.0	2% HNO3
Cs	M17800816	10000	2.0	2000	10.0	5% HCL

Analyst/ Date	ID Letter	Nitric Acid Lot #	Hydrochloric Acid Lot #	Expiration Date	Pipet ID
DCB 10/29/07	A	M17800794	M17800796	4/29/08	M24
DCB 11/2/07	B	M17800816	M17800796	5/2/08	M24
SD 11/8/07	C	M17800816	M17800816	5/8/08	M24
DCB 11/15/07	D	M17800816	M17800816	5/15/08	M24
SD 11/19/07	E	M17800816	M17800816	5/19/08	M24
SD 11/26/07	F	M17800816	M17800816	5/26/08	M24
DCB 11/28/07	G	M17800816	M17800816	5/28/08	M24
DCB 12/3/07	H	M17800816	M17800816	6/3/08	M24
DCB 12/4/07	I	M17800816	M17800816	6/4/08	M24
SD 12/8/07	J	M17800816	M17800816	6/9/08	M24
	K				
	L				
	M				
	N				
	O				
	P				
	Q				
	R				
	S				

OPTIMA 5300DV (#3) / AXIAL (#2) CALIBRATION STANDARD #1 (Standard is prepared weekly or as necessary)

	Metal	CAS Lot #	Conc. (ppm)	Vol. (mls)	Final Vol. (mls)	Final Conc. (ppm)	Matrix
Single Metals	AL	M17800795	10000	0.010	1000	0.100	2%HNO3
	BA	M17800700	1000	0.020		0.0200	5%HCl
	CU	M17800733	1000	0.020		0.0200	
	MN	M17800777	1000	0.010		0.0100	
	SB	M17800780L	1000	~~0.0600~~ 0.010		~~0.0600~~ 0.0100	
	MO	M17800737	1000	0.025		0.025	
Cal Std 4	AS	M17800785	100	0.100		0.0100	
	CD		50			0.0050	
	SE		50			0.0050	
	PB		50			0.0050	
	TL		100			0.0100	
	Sr	M17800773R	1000	0.050		0.050	

Analyst/ Date	Letter ID	Nitric Acid Lot#	Hydrochloric Acid Lot #	Expiration Date	Pipet ID
DCB 10/2/07	A	M17800794M	M17800794K	10/9/07	M17
DCB 10/10/07	B	M17800794M	M17800794L	10/17/07	M17
DCB 10/18/07	C	M17800794M	M17800794L	10/25/07	M17
DCB 10/25/07	D	M17800794M	M17800794L	11/1/07	M17
DCB 11/2/07	E	M17800810Q	M17800794L	11/9/07	M17
DCB 11/12/07	F	M17800810U	M17800810R	11/19/07	M17
DCB 11/20/07	G	M17800810Q	M17800810R	11/27/07	M17
DCB 11/28/07	H	M17800810U	M17800810R	12/5/07 11/28/07 DCB	M17
	I				
	J				
	K				
	L				
	M				
	N				
	O				
	P				
	Q				
	R				
	S				
	T				
	U				
	V				
	W				
	X				
	Y				
	Z				

OPTIMA 5300DV (#3) / AXIAL (#2) CALIBRATION STANDARD #4 / HLCCV1 (Standard is prepared weekly or as necessary)

(CALIBRATION STANDARD #2 IS A 1/100 DILUTION OF THIS STANDARD)
(CALIBRATION STANDARD #3 IS A 1/5 DILUTION OF THIS STANDARD)

	Metal	CAS Lot #	Conc. (ppm)	Vol. (mls)	Final Vol. (mls)	Final Conc. (ppm)	Matrix	Analyst/ Date	Letter ID	Nitric Acid Lot#	Hydrochloric Acid Lot #	Expiration Date	Pipet ID
Cal Std 1	CA	M17800082A	5000	2.00	200	50.0	2%HNO3	DCB 11/28/07	A	M17800810	M17800081R	12/5/07	m24
	MG		5000			50.0	5%HCl		B				
	K		5000			50.0			C				
	NA		5000			50.0			D				
Cal Std 2	AG	M17800082I	100	2.00		1.00			E				
	CR		100			1.00			F				
	MN		150			1.50			G				
	NI		400			4.00			H				
	ZN		200			2.00			I				
Cal Std 3	AL	M17800082C	2000	2.00		20.0			J				
	BA		2000			20.0			K				
	BE		50			0.500			L				
	CO		500			5.00			M				
	CU		250			2.50			N				
	FE		1000			10.0			O				
	V		500			5.00			P				
Cal Std 4	AS	M17800810	100	4.00		2.00			Q				
	CD		50			1.00			R				
	PB		50			1.00			S				
	SE		50			1.00			T				
	TL		100			2.00			U				
Single Metals	SB	M17800QOL	1000	2.00		10.0			V				
	SN	M17800080M	1000	2.00 SD 1/27/07		10.0			W				
	B	M17800081E	1000	~~2.00~~ 1.80		~~10.0~~ 5.00			X				
	MO	M17800737	1000	~~2.00~~		~~10.0~~			Y				
	TI	M17800730	1000	~~2.00~~		~~10.0~~			Z				
	SR	M17800738	1000	~~2.00~~		~~10.0~~			AA				

OPTIMA 5300DV (#3) / AXIAL (#2) ICV/CCV (Standard is prepared daily)

	Metal	CAS Lot #	Conc. (ppm)	Vol. (mls)	Final Vol. (mls)	Final Conc. (ppm)	Matrix	Analyst/ Date	Letter ID	Nitric Acid Lot#	Hydrochloric Acid Lot #	Expiration Date	Pipet ID
Cal Std 1	CA	M178 0081 K	5000	1.00	200	25.0	2%HNO3 5%HCl	DCB 11/18/07	A	M178 0081 Q	M178 0081 R	11/19/07	M24 M23
	MG		5000			25.0		DCB 11/19/07	B	M178 0081 Q	M178 0081 R	11/20/07	M24 M23
	K		5000			25.0		DCB 11/20/07	C	M178 0081 Q	M178 0081 R	11/21/07	M24 M23
	NA		5000			25.0		DCB 11/21/07	D	M178 0081 Q	M178 0081 R	11/22/07	M24 M23
Cal Std 2	AG	M178 0078 Q	100	1.00		0.500		DCB 11/26/07	E	M178 0081 Q	M178 0081 R	11/27/07	M24 M23
	CR		100			0.500		DCB 11/27/07	F	M178 0081 Q	M178 0081 R	11/28/07	M24 M23
	MN		150			0.750		DCB 11/28/07	G	M178 0081 Q	M178 0081 R	11/29/07	M24 M23
	NI		400			2.00			H				
	ZN		200			1.00			I				
Cal Std 3	AL	M178 0077 N	2000	1.00		10.0			J				
	BA		2000			10.0			K				
	BE		50			0.250			L				
	CO		500			2.50			M				
	CU		250			1.25			N				
	FE		1000			5.00			O				
	V		500			2.50			P				
Cal Std 4	AS	M178 0078 S	100	2.00		1.00			Q				
	CD		50			0.500			R				
	PB		50			0.500			S				
	SE		50			0.500			T				
	TL		100			1.00			U				
Single Metals	SB	M178 0082 T	1000	1.00		5.00			V				
	SN	M178 0081 B	1000	1.00	2.5 (2/1)	5.00			W				
	B	M178 0081 H	1000	~~1.00~~ 0.500		~~5.00~~ 2.50			X				
	MO	M178 0078 O	1000	~~1.00~~		~~5.00~~			Y				
	TI	M178 0081 I	1000	~~1.00~~		~~5.00~~			Z				
	SR	M178 0071 K	1000	~~1.00~~		~~5.00~~			AA				

OPTIMA 5300DV (#3) - HLCCV2 (Standard is prepared weekly or as necessary)

	Metal	CAS Lot #	Conc. (ppm)	Vol. (mls)	Final Vol. (mls)	Final Conc. (ppm)	Matrix	Analyst/ Date	Letter ID	Nitric Acid Lot#	Hydrochloric Acid Lot #	Expiration Date	Pipet ID
Cal Std 2	AG	M178008 2I	100	2.00	100	2.00	2%HNO3	DCS 11/28/07	A	M178008 1Q	M178008 1R	12/11/07	M13
	CR		100			Below	5%HCl		B				
	MN		150			Below			C				
	NI		400			8.00			D				
	ZN		200			4.00			E				
Cal Std 3	AL	M178008 2C	2000	2.00		Below			F				
	BA		2000			40.0			G				
	BE		50			1.00			H				
	CO, V		500			10.0			I				
	CU		250			5.00			J				
	FE		1000			Below			K				
Cal Std 4	AS, TL	M178008 1U	100	4.00		4.00			L				
	CD, SE		50			2.00			M				
	PB		50			Below			N				
Single Metals	SR	M178008 2U	1000	1.00		10.0			O				
	B	M178008 1E	1000	1.00		10.0			P				
	TI	M178007 3U	1000	1.00		10.0			Q				
	MO	M178007 3T	1000	1.00		10.0			R				
	PB	M178008 0H	1000	0.800		10.0			S				
	AL	M178007 9S	10000	4.60		500			T				
	CA	M178008 2S	10000	2.50		250			U				
	CR	M178007 31	1000	0.800		10.0			V				
	FE	M178007 4H	10000	0.800		100			W				
	MG	M178007 9T	10000	5.00		500			X				
	MN	M178007 7T	1000	0.700		10.0			Y				
	NA	M178008 2K	10000	1.00		100.0			Z				

OPTIMA 5300DV (#3) / AXIAL (#2) MRL

	METAL	CAS Lot #	Conc. (ppm)	Vol. (mls)	Final Vol. (mls)	Final Conc. (ppm)	Matrix	Analyst/ Date	ID Letter	Nitric Acid Lot #	Hydrochloric Acid Lot #	Exp. Date	Pipet ID
Cal #1	CA	M1780082A	5000	0.200	1000	1.00	5% HCL 2%HNO3	DCB 11/20/07	A	M1780081Q	M1780081R	5/20/08	M17
	K		5000			1.00			B				
	MG		5000			1.00			C				
	NA		5000			1.00			D				
Cal #2	CR	M1780082B	100	0.100		0.0100			E				
	AG		100			0.0100			F				
	MN		150			0.0150			G				
	ZN		200			0.0200			H				
	NI		400			0.0400			I				
Cal #3	AL	M1780082C	2000	0.100		0.200			J				
	BA		2000			0.200			K				
	FE		1000			0.100			L				
	CO		500			0.050			M				
	V		500			0.050			N				
	CU		250			0.025			O				
	BE		50			0.00500			P				
Cal #4	CD, PB, SE	M1780080U	50	0.20		0.0100			Q				
	AS, TL		100			0.0200			R				
PQL #2	B	M1780076C	200	1.00		0.200			T				
	MO		25			0.0250			U				
	SN		500			0.500			V				
	TI		50			0.050			W				
Single Stds	SB	M1780080L	1000	0.060		0.060			X				
	SR	M1780082U	1000	0.100		0.100			Y				
									Z				

ICSA STANDARD

Element	CAS Lot #	Conc. (ppm)	Vol. (mls)	Final Vol. (mls)	Final Conc. (ppm)	Matrix	Analyst/ Date	ID Letter	Nitric Acid Lot #	Hydrochloric Acid Lot #	Expiration Date	Pipet ID
Int. A Sol'n	M1780080F	Multi	100	1000	Multi	5% HCL	* DCB 11/20/07	A	M1780081Q	M1780081R	5/20/08	—
AL		5000			500	2%HNO3		B				
CA		5000			500			C				
FE		2000			200			D				
MG		5000			500			E				
								F				
								G				
								H				
								I				
								J				
								K				
								L				
								M				
								N				
								O				
								P				
								Q				
								R				
								S				
								T				
								U				
								V				

* 50 mls Int. A Solution added to give

Final concentrations: Al Ca Mg 250ppm

Fe 100ppm

AXIAL OPTIMA #2 ICSAB STANDARD

Element	CAS Lot #	Conc. (ppm)	Vol. (mls)	Final Vol. (mls)	Final Conc. (ppm)	Matrix	Analyst/ Date	ID Letter	Nitric Acid Lot #	Hydrochloric Acid Lot #	Expiration Date	Pipet ID
Int. A Sol'n	m1780080F	Multi	~~50~~ 25	500	Multi		DCB 11/27/07	A	m1780081Q	m1780081R	5/27/08	–
AL		5000			500			B				
CA		5000			500			C				
FE		2000			200			D				
MG		5000			500			E				
Int. B Sol'n	m1780076P	Multi	5		Multi			F				
AG		20			0.200			G				
BA		50			0.500			H				
BE		50			0.500			I				
CD		100			1.00			J				
CO		50			0.500			K				
CR		50			0.500			L				
CU		50			0.500			M				
MN		50			0.500			N				
NI		100			1.00			O				
PB		5			0.0500			P				
V		50			0.500			Q				
ZN		100			1.00			R				
AS		10			0.100			S				
SB		60			0.600			T				
SE		5			0.0500			U				
TL		10			0.100			V				

OPTIMA #2 ON-LINE INTERNAL STANDARD

Element	CAS Lot #	Conc. (ppm)	Vol. (mls)	Final Vol. (mls)	Final Conc. (ppm)	Matrix
Y	M17800816	10000	2.0	2000	10.0	2% HNO3
Cs	M17800810	10000	2.0	2000	10.0	5% HCL

Analyst/ Date	ID Letter	Nitric Acid Lot #	Hydrochloric Acid Lot #	Expiration Date	Pipet ID
DCB 10/29/07	A	M1780079M	M1780079L	4/29/08	M24
DCB 11/2/07	B	M17800810	M1780079L	5/2/08	M24
SD 11/8/07	C	M17800810	M17800810	5/8/08	M24
DCB 11/15/07	D	M17800810	M17800810	5/15/08	M24
SD 11/19/07	E	M17800810	M17800810	5/19/08	M24
SD 11/26/07	F	M17800810	M17800810	5/26/08	M24
DCB 11/28/07	G	M17800810	M17800810	5/28/08	M24
	H				
	I				
	J				
	K				
	L				
	M				
	N				
	O				
	P				
	Q				
	R				
	S				

MERCURY CALIBRATION / CRDL STANDARDS

Standard	CAS Lot #	Conc. (ppm)	Vol. (mls)	Final Vol. (mls)	Final Conc. (ppm)	Matrix	Analyst/ Date	ID Letter	Expiration Date	Nitric Acid Lot#	Pipet ID
Hg Cal Stk A	M178C072R	1000	1.00	100	10.0	0.5% HNO3	DK 11/27/07	A	DK 12/3/07	M178C081Q	M16

(PREPARED DAILY)

Standard	CAS Lot #	Conc. (ppm)	Vol. (mls)	Final Vol. (mls)	Final Conc. (ppm)	Matrix	Analyst/ Date	ID Letter	Nitric Acid Lot#	Pipet ID
Hg Cal Stk B	Hg Cal Stk A	10.0	1.00	100	0.100	0.5% HNO3	DK 11/27/07	B	M178C078IQ	M16
							DK 11/28/07	C	M178C078IQ	M16
								D		
								E		
								F		
								G		
								H		

(PREPARED WITH EACH RUN)

Calibration Standards (ppb)	CAS Lot #	Conc. (ppm)	Vol. (mls)	Final Vol. (mls)	Final Conc. (ppb)	Matrix	Analyst/ Date	ID Letter	Nitric Acid Lot#	Pipet ID
0.200	Hg Cal Stk B	0.100	0.200	100	0.200	0.5% HNO3	DK 11/27/07	I	M178C081Q	—
0.500			0.500		0.500		DK 11/28/07	J	M178C081Q	—
1.00			1.00		1.00			K		
2.00			2.00		2.00			L		
5.00			5.00		5.00			M		
10.0			10.0		10.0			N		
CRA			0.200		0.200			O		

MERCURY CCV / LCSW /MS STANDARDS

Standard	CAS Lot #	Conc. (ppm)	Vol. (mls)	Final Vol. (mls)	Final Conc. (ppm)	Matrix	Analyst/ Date	ID Letter	Expiration Date	Nitric Acid Lot#	Pipet ID
Hg CCV Stk A	M1780073B	1000	1.00	100	10.0	0.5% HNO3	DK 11/27/07	A	12/3/07	M1780081Q	M16

(PREPARED DAILY)

Standard	CAS Lot #	Conc. (ppm)	Vol. (mls)	Final Vol. (mls)	Final Conc. (ppm)	Matrix	Analyst/ Date	ID Letter	Nitric Acid Lot#	Pipet ID
Hg CCV Stk B	Hg CCV Stk A	10.0	1.00	100	0.100	0.5% HNO3	DK 11/27/07	B	M1780081Q	M16
							DK 11/28/07	C	M1780081Q	M16
								D		
								E		
								F		
								G		
								H		

(PREPARED WITH EACH RUN)

CCV Standard (ppb)	CAS Lot #	Conc. (ppm)	Vol. (mls)	Final Vol. (mls)	Final Conc. (ppb)	Matrix	Analyst/ Date	ID Letter	Nitric Acid Lot#	Pipet ID
3.00	Hg CCV Stk B	0.100	3.00	100	3.00	0.5% HNO3	DK 11/27/07	I	M1780081Q	—
LCSW / MS			1.00		1.00		DK 11/28/07	J	M1780081Q	—
								K		
								L		
								M		
								N		
								O		

APPENDIX D

Data Usability Summary Reports

Data Usability Summary Report (DUSR)
Ranger Paracord
Analytical Laboratory: Columbia Analytical Services, Inc. - Rochester, NY
Sample Delivery Group # R2740971

Analytical results for the project samples were reviewed to evaluate the data usability. Data was assessed in accordance with guidance from the following Federal and/or State guidance documents:

- USEPA National Functional Guidelines for Inorganic Data Review (EPA 540-R-04-004)
- USEPA National Functional Guidelines for Organic Data Review (EPA 540/R-99/008) and/or
  USEPA National Functional Guidelines for Low Concentration Organic Data Review (EPA 540-R-04-004)
- NYSDEC "Guidance for the Development of Quality Assurance Plans and
  Data Usability Summary Reports (DUSR)", September 1997

and method protocol criteria where applicable as prescribed by "Test Methods for Evaluating Solid Waste", SW846, Update III, 1996.

This DUSR pertains to the following samples:

Sample ID
MW-101
MW-101 DUP
MW-102
MW-103
MW-104
MW-105
TRIP BLANK

Project Samples were analyzed according to the following analytical methods:

	Parameter	Analytical Method	Holding Time Criteria
1.	VOCs	EPA 8260B/624	14 days
2.	SVOCs (BNAs)	EPA 8270C/625	7 days ext/40 days analysis
3.	ICP Metals	EPA 6010B/200.7	180 days
4.	Mercury	EPA 7470A	28 days

The following items/criteria applicable to the analysis of project samples and associated QA/QC procedures were reviewed.

- Holding Times
- GC/MS Instrument Performance Check
- Initial Calibration Procedures
- Continuing Calibration Procedures
- Blank Sample Analysis
- System Monitoring Compound Recoveries
- Laboratory Control Samples, Matrix Spike/Matrix Spike Duplicate Recoveries
- Internal Standard Recoveries
- Duplicate Sample Analysis
- ICP Interference Check Sample Performance
- ICP Serial Dilution Replicate Percent Difference
- Sample Data Reporting Format
- Data Qualifiers
- Summary

Preservation and Holding Times

Maximum allowable holding times, measured from the time of sample collection to the time of sample preparation or analysis, were met for each project sample analyzed as part of this sample delivery group. No qualification of the data is recommended.

GC/MS Instrument Performance Check

GC/MS instrument performance checks for the instruments used in the analysis of project samples fell within method specific criteria without exception. No qualification of the data is recommended.

Initial Calibration Procedures

Initial instrument calibration procedures for the analysis of project samples were consistent with the guidelines prescribed by EPA protocols. No Qualification of the data is recommended.

Continuing Calibration Procedures

Continuing calibration verification (CCV) procedures for the analysis of project samples were consistent with the guidelines prescribed by EPA protocols. No Qualification of the data is recommended.

Blank Sample Analysis

In accordance with cited USEPA guidelines, positive sample results should be reported unless the concentration of the compound in the project sample is less than or equal to 10 times (10X) the amount in any blank for metals and the common organic laboratory contaminants (methylene chloride, acetone, 2-butanone, cyclohexane, and phthalate esters), or 5 times (5X) the amount for other target compounds. Target compounds were not detected in associated blank samples (trip, equipment, method) prepared and analyzed concurrently with the project samples, with the following exception(s):

Blank	Target Analyte(s)	Concn.	Affected Sample(s)	Flag sample results with a "U" if < to this value
TRIP BLANK	Acetone Methylene Chloride	1.0 ug/l 0.3 ug/l	All Project Samples	10.0 ug/l 2.8 ug/l
Method Blank 153819	Methylene Chloride	0.2 ug/l	MW-101 MW-101 DUP MW-102	2.4 ug/l
Method Blank 153828	Acetone Methylene Chloride	0.7 ug/l 0.3 ug/l	MW-103 MW-104 MW-105 TRIP BLANK	6.5 ug/l 2.7 ug/l

Blank	Target Analyte(s)	Concn.	Affected Sample(s)	Flag sample results with a "U" if < to this value
Method Blank	Chromium Lead	0.65 ug/l 3.29 ug/l	All Project Samples	6.5 ug/l 32.9 ug/l

System Monitoring Compound Recoveries

System monitoring/surrogate compounds are added to each sample prior to analysis of organic parameters by EPA Methods 8260B, 8270C and/or 8082 to confirm the efficiency of the sample preparation procedure. The calculated recovery for each surrogate compound was evaluated to confirm the accuracy of the reported results. The calculated recovery of these compounds fell within the laboratory specific quality control criteria. In a few instances, sample extracts required dilution prior to analysis to either improve instrument performance by minimizing matrix interference or enable quantification of the detected target analytes within the instrument calibration range. Where applicable, the laboratory qualified the reported results indicating the system monitoring compound recovery could not be calculated due to a sample extract dilution. In cases where the instrument resolution appeared to be unaffected by the diluted sample matrix, the sample results were accepted without qualification. No qualification of the data is recommended.

Laboratory Control Samples, Matrix Spike/Matrix Spike Duplicate Recoveries

Analytical precision and accuracy was evaluated based on the laboratory control and matrix spike sample analyses performed concurrently with the project samples. For matrix spike samples, after the addition of a known amount of each target analyte to the sample matrix, the sample was analyzed to confirm the ability to identify these compounds within the sample matrix. For LCS analyses, after the addition of a known amount of each target analyte into laboratory reagent water, the sample was analyzed to confirm the ability of the analytical system to accurately quantify the compounds. The reported recovery of MS/MSD and LCS analyses fell within the laboratory QA acceptance criteria. No qualification of the data is recommended.

Internal Standard Recoveries

Internal Standard compounds were added to each sample matrix prior to the analysis of organic parameters by EPA Methods 8260B and/or 8270C to quantify the amount of the target compounds detected within each sample. The calculated response of each IS compound fell within the QA/QC criteria of +100% and – 50% of the corresponding CCV standard. No qualification of the data is recommended.

Duplicate Sample Analysis

The replicate percent difference (RPD) was evaluated for each duplicate sample pair to monitor the reproducibility of the data. The RPD for each sample pair was within the QA/QC limit of 30% for aqueous samples and 50% for solid matrices, for those target analytes with sample concentrations >5X the MDL. No qualification of the data is recommended.

ICP Interference Check Sample Performance

The results of the ICP Interference Check Samples analyzed concurrently with the project samples were all within the acceptance criteria +/- 20% of true value as prescribed by USEPA guidance. No qualification of the data is recommended.

ICP Serial Dilution Replicate Percent Difference

The results of the ICP Serial Dilution samples analyzed concurrently with the project samples were in accordance with the EPA QA acceptance criteria of less than 10% RPD for those target analytes with sample concentrations >50X the MDL, with the following exception(s):

Serial Dilution ID	Target Analyte(s)	%D	Affected Sample(s)
MW-101	Manganese	10.2	All Project Samples

Action:
For serial dilution %D results >10%, qualify results > the MDL as "J" and non-detects as "UJ".

Sample Data Reporting Format

The sample data are presented using USEPA Contract Laboratory Protocol (CLP) format. The data package has been reviewed for completeness and found to contain each required sample result and associated QA/QC report form. The reporting format is complete and compliant with the objectives of the project. No qualification of the data is recommended.

Data Qualifiers

Data qualifiers were assigned by the laboratory to the reported results to identify target analytes detected below the reporting limit but above the method detection limit, and/or when target analytes were detected in the associated method/preparation blank sample. Based on a spot check of the data qualifiers used, these flags appeared to be applied to the reported results in accordance with EPA guidance.

Organic analyses samples that contained concentrations of target analytes at a reportable level in the associated method blanks were flagged by the laboratory with a "B". If the target analyte concentration was greater than 10 times (10X) the amount in any blank for the common laboratory contaminants or 5 times (5X) the amount for other target compounds, the "B" qualifier was not carried forward for database input; if less than the 10X or 5X rule the "B" qualifier was replaced with a "U". The "J" qualifier, which indicates an estimated value because the result was between the MDL and RL was carried through to the database.

Summary

The results presented in each report were found to be compliant with the data quality objectives for the project and usable. Based on our review, the usability of the data is 100%, with the few exceptions noted above.

G:\Projects\30603\011 (Southern Parcel Supplemental Investigation)\Sup. RI Addendum\[R2740971_DV Notes.xls]Final Report

APPENDIX E

Conceptual Site Model Cross-Sections (Submitted 20 July 2007)

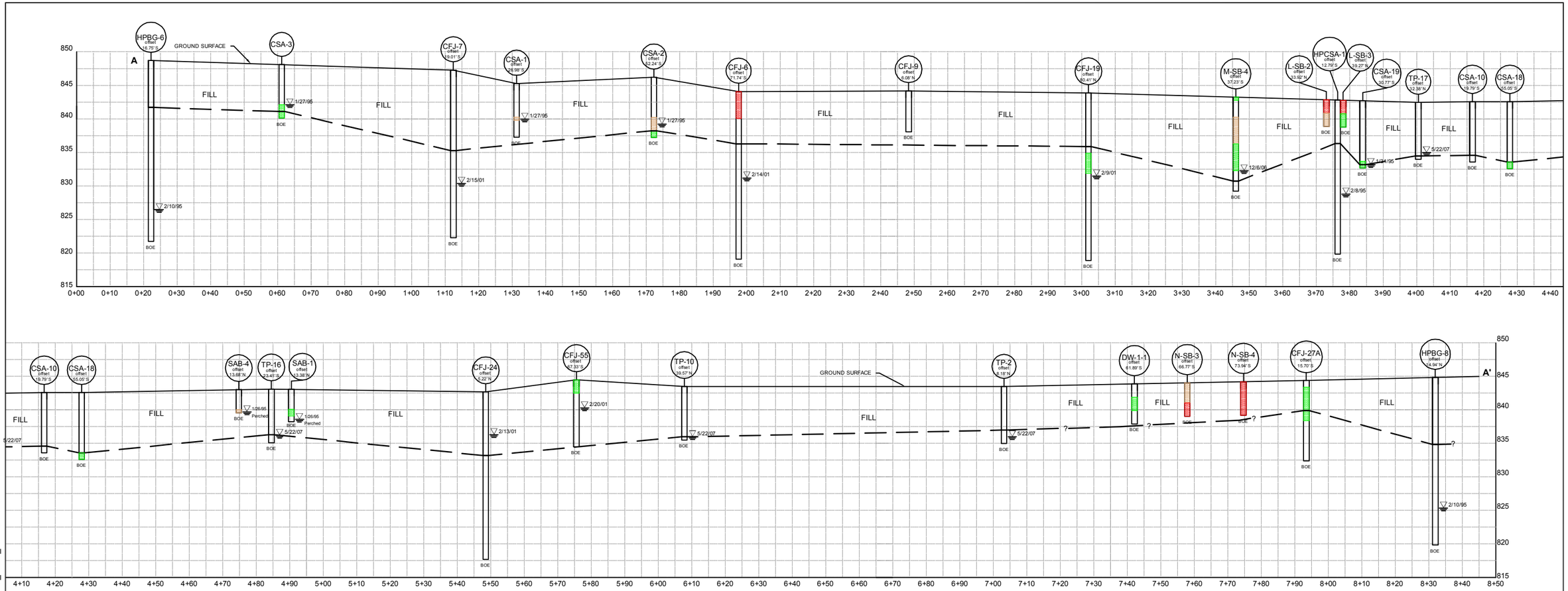

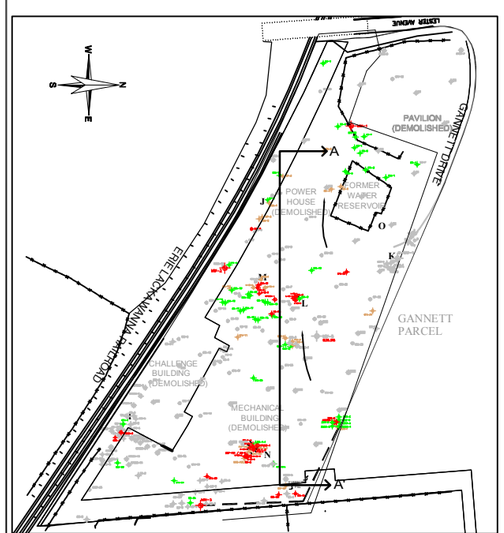

SECTION PLAN VIEW

HORIZ. 0 30 60

VERT. 0 15 30

SCALE IN FEET

SECTION A-A' - VIEW LOOKING NORTH

LEGEND:

SAB-4 offset 13.68' N — SOIL BORING / TEST PIT
HORIZONTAL OFFSET IN FEET FROM PROFILE LINE

SAMPLE INTERVALS REFLECTING SCO EXCEEDANCES. REFER TO NOTE 6 FOR COLOR SCHEME.

STRATIGRAPHIC CHANGE FROM FILL TO NATIVE SOIL

STATIC GROUND WATER LEVEL DATE SHOWN

MONITORING INTERVAL (WELL SCREEN)

BOE (BOTTOM OF EXPLORATION)

INFERRED FILL INTERFACE

NOTES:

1. SUBSURFACE EXPLORATIONS WERE PERFORMED BY HALEY & ALDRICH, INC. AND OTHERS.
2. THE SECTION PLAN VIEW WAS BASED ON THE BORING LOCATIONS FOR: FORMER ENDICOTT-JOHNSON RANGER PARACORD SITE, SOUTHERN PARCEL "SITE PLAN INCLUDING SOIL SCO EXCEEDANCES FOR COMPOUNDS OF CONCERN ('CC')" PREPARED BY HALEY & ALDRICH, INC. DATED JULY 2007.
3. SUBSURFACE PROFILES DEPICT THE GENERAL FILL DEPTH AT THE SITE AND ARE BASED ON INTERPRETATION OF DATA PROVIDED IN THE BORING LOGS. ACTUAL SOIL CONDITIONS AND INTERFACES BETWEEN EXPLORATIONS MAY VARY SIGNIFICANTLY FROM THOSE INDICATED ON THE PROFILES.
4. TWO DATUM FOR GROUND ELEVATION EXIST WITHIN THE DATA. FOR EACH PROFILE THE DATUM WAS CHOSEN WHICH PROVIDES THE BEST REPRESENTATION OF THE ACTUAL GROUND SURFACE ALONG THE PROFILE.
5. WHERE GROUNDWATER WAS NOT ENCOUNTERED, NO GROUNDWATER LEVEL IS IDENTIFIED.
6. GROUNDWATER MONITORING WELLS LOCATED ADJACENT TO THE CROSS SECTION LINES WERE INCLUDED WHERE GROUNDWATER ENCOUNTERS FILL.
7. EXCEEDANCE OF SCO CRITERIA COMMERCIAL BY ONE ORDER OF MAGNITUDE FOR CC.
   EXCEEDANCE OF SCO CRITERIA COMMERCIAL BY LESS THAN ONE ORDER OF MAGNITUDE FOR CC.
   NO EXCEEDANCE OF SCO CRITERIA COMMERCIAL FOR CC.

HALEY & ALDRICH

FORMER ENDICOTT-JOHNSON RANGER PARACORD SITE
SOUTHERN PARCEL
JOHNSON CITY, NEW YORK

SURFACE EXPLORATION PROFILE SECTION A-A'

SCALE: AS SHOWN
JULY 2007

FIGURE 4

G:\PROJECTS\30603\011 (SOUTHERN PARCEL SUPPLEMENTAL INVESTIGATION)\SITE PLANS\2007 0718_30603_EXPLORATION PROFILE.DWG

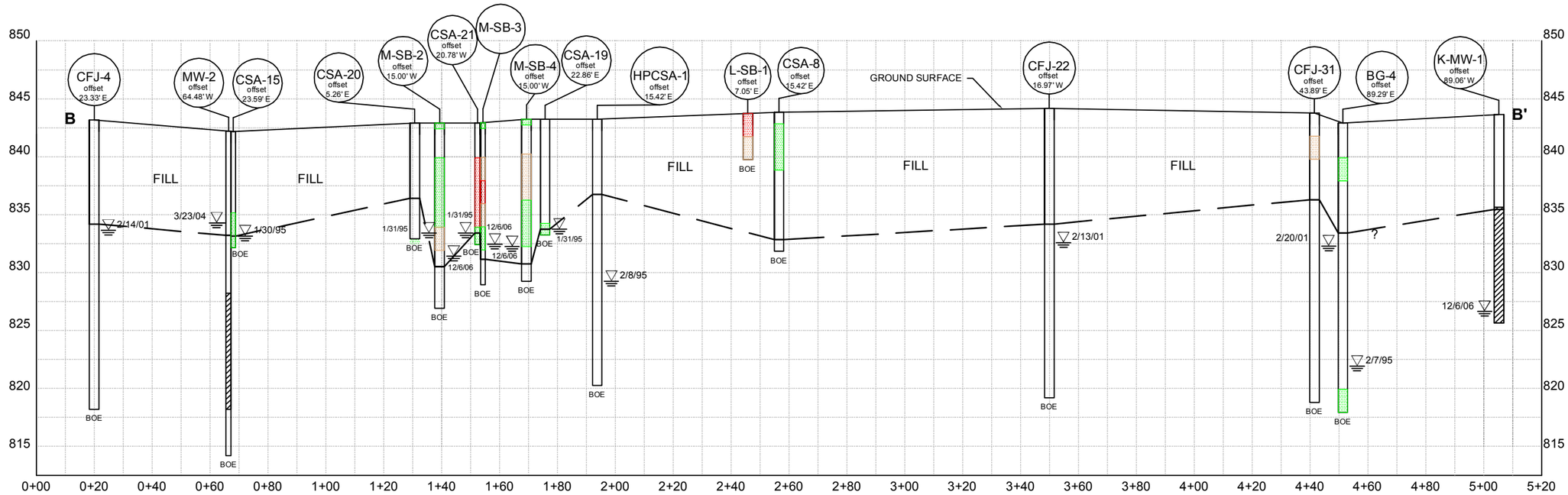

HORIZ. 0 40 80
VERT. 0 10 20
SCALE IN FEET

SECTION B-B' - LOOKING WEST

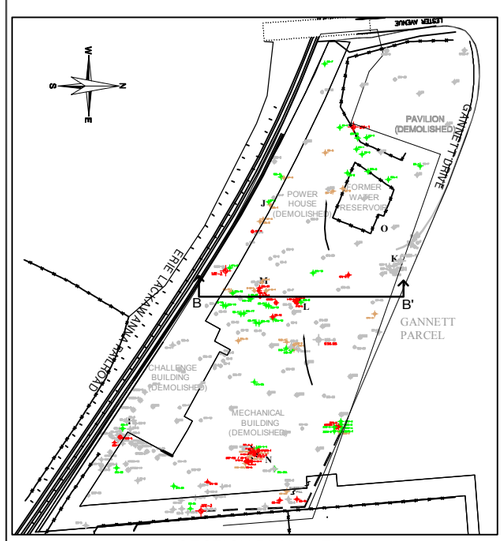

SECTION PLAN VIEW

LEGEND:

SAB-4 offset 13.68' N — SOIL BORING / TEST PIT
HORIZONTAL OFFSET IN FEET FROM PROFILE LINE

SAMPLE INTERVALS REFLECTING SCO EXCEEDANCES. REFER TO NOTE 6 FOR COLOR SCHEME.

STRATIGRAPHIC CHANGE FROM FILL TO NATIVE SOIL

STATIC GROUND WATER LEVEL DATE SHOWN

MONITORING INTERVAL (WELL SCREEN)

BOE (BOTTOM OF EXPLORATION)

INFERRED FILL INTERFACE

NOTES:

1. SUBSURFACE EXPLORATIONS WERE PERFORMED BY HALEY & ALDRICH, INC. AND OTHERS.
2. THE SECTION PLAN VIEW WAS BASED ON THE BORING LOCATIONS FOR: FORMER ENDICOTT-JOHNSON RANGER PARACORD SITE, SOUTHERN PARCEL "SITE PLAN INCLUDING SOIL SCO EXCEEDANCES FOR COMPOUNDS OF CONCERN ('CC')" PREPARED BY HALEY & ALDRICH, INC. DATED JULY 2007.
3. SUBSURFACE PROFILES DEPICT THE GENERAL FILL DEPTH AT THE SITE AND ARE BASED ON INTERPRETATION OF DATA PROVIDED IN THE BORING LOGS. ACTUAL SOIL CONDITIONS AND INTERFACES BETWEEN EXPLORATIONS MAY VARY SIGNIFICANTLY FROM THOSE INDICATED ON THE PROFILES.
4. TWO DATUM FOR GROUND ELEVATION EXIST WITHIN THE DATA. FOR EACH PROFILE THE DATUM WAS CHOSEN WHICH PROVIDES THE BEST REPRESENTATION OF THE ACTUAL GROUND SURFACE ALONG THE PROFILE.
5. WHERE NO GROUNDWATER WAS ENCOUNTERED, NO GROUNDWATER LEVEL IS IDENTIFIED.
6. GROUNDWATER MONITORING WELLS LOCATED ADJACENT TO THE CROSS SECTION LINES WERE INCLUDED WHERE GROUNDWATER ENCOUNTERS FILL.
7. EXCEEDANCE OF SCO CRITERIA COMMERCIAL BY ONE ORDER OF MAGNITUDE FOR CC.
   EXCEEDANCE OF SCO CRITERIA COMMERCIAL BY LESS THAN ONE ORDER OF MAGNITUDE FOR CC.
   NO EXCEEDANCE OF SCO CRITERIA COMMERCIAL FOR CC.

HALEY & ALDRICH

FORMER ENDICOTT-JOHNSON RANGER PARACORD SITE
SOUTHERN PARCEL
JOHNSON CITY, NEW YORK

SURFACE EXPLORATION PROFILE
SECTION B-B'

SCALE: AS SHOWN
JULY 2007

FIGURE 5

G:\PROJECTS\30603\011 (SOUTHERN PARCEL SUPPLEMENTAL INVESTIGATION)\SITE PLANS\2007 0718_30603_EXPLORATION PROFILE.DWG

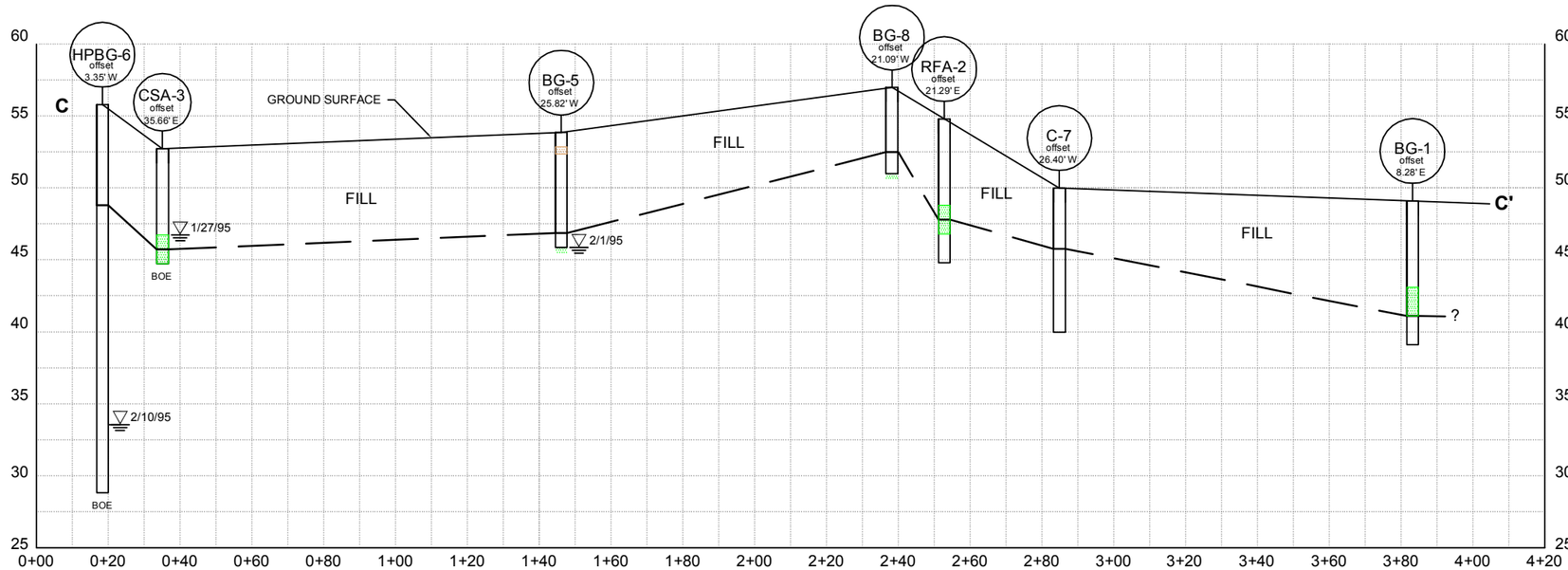

HORIZ. 0 40 80
VERT. 0 10 20
SCALE IN FEET

SECTION C-C' - LOOKING WEST

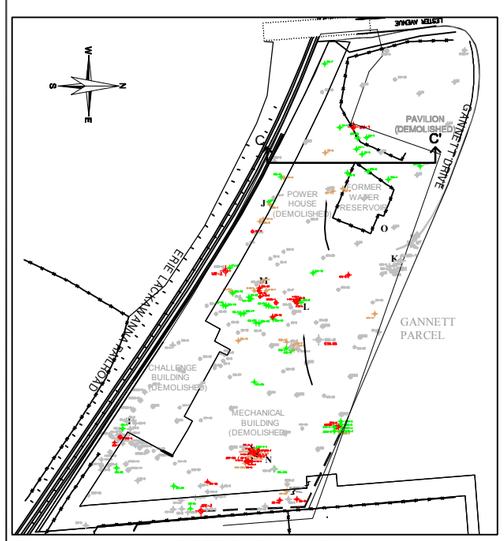

SECTION PLAN VIEW

LEGEND:

SAB-4
offset
13.68' N

SOIL BORING / TEST PIT
HORIZONTAL OFFSET IN FEET FROM PROFILE LINE

SAMPLE INTERVALS REFLECTING SCO EXCEEDANCES. REFER TO NOTE 6 FOR COLOR SCHEME.

STRATIGRAPHIC CHANGE FROM FILL TO NATIVE SOIL

STATIC GROUND WATER LEVEL DATE SHOWN

MONITORING INTERVAL (WELL SCREEN)

BOE
(BOTTOM OF EXPLORATION)

INFERRED FILL INTERFACE

NOTES:

1. SUBSURFACE EXPLORATIONS WERE PERFORMED BY HALEY & ALDRICH, INC. AND OTHERS.
2. THE SECTION PLAN VIEW WAS BASED ON THE BORING LOCATIONS FOR: FORMER ENDICOTT-JOHNSON RANGER PARACORD SITE, SOUTHERN PARCEL "SITE PLAN INCLUDING SOIL SCO EXCEEDANCES FOR COMPOUNDS OF CONCERN ('CC')" PREPARED BY HALEY & ALDRICH, INC. DATED JULY 2007.
3. SUBSURFACE PROFILES DEPICT THE GENERAL FILL DEPTH AT THE SITE AND ARE BASED ON INTERPRETATION OF DATA PROVIDED IN THE BORING LOGS. ACTUAL SOIL CONDITIONS AND INTERFACES BETWEEN EXPLORATIONS MAY VARY SIGNIFICANTLY FROM THOSE INDICATED ON THE PROFILES.
4. TWO DATUM FOR GROUND ELEVATION EXIST WITHIN THE DATA. FOR EACH PROFILE THE DATUM WAS CHOSEN WHICH PROVIDES THE BEST REPRESENTATION OF THE ACTUAL GROUND SURFACE ALONG THE PROFILE.
5. WHERE NO GROUNDWATER WAS ENCOUNTERED, NO GROUNDWATER LEVEL IS IDENTIFIED.
6. GROUNDWATER MONITORING WELLS LOCATED ADJACENT TO THE CROSS SECTION LINES WERE INCLUDED WHERE GROUNDWATER ENCOUNTERS FILL
7. EXCEEDANCE OF SCO CRITERIA COMMERCIAL BY ONE ORDER OF MAGNITUDE FOR CC.
   EXCEEDANCE OF SCO CRITERIA COMMERCIAL BY LESS THAN ONE ORDER OF MAGNITUDE FOR CC.
   NO EXCEEDANCE OF SCO CRITERIA COMMERCIAL FOR CC.

HALEY & ALDRICH

FORMER ENDICOTT-JOHNSON RANGER PARACORD SITE
SOUTHERN PARCEL
JOHNSON CITY, NEW YORK

SURFACE EXPLORATION PROFILE
SECTION C-C'

SCALE: AS SHOWN
JULY 2007

FIGURE 6

G:\PROJECTS\30603\11 (SOUTHERN PARCEL SUPPLEMENTAL INVESTIGATION)\SITE PLANS\2007 0718_30603_EXPLORATION PROFILE.DWG

APPENDIX F

Conceptual Site Model Supporting Letter (Submitted 7 September 2007)

Haley & Aldrich of New York
200 Town Centre Dr.
Suite 2
Rochester, NY 14623-4264

Tel: 585.359.9000
Fax: 585.359.4650
HaleyAldrich.com

HALEY & ALDRICH

7 September 2007
File No. 30603-011

New York State Department of Environmental Conservation
Division of Environmental Remediation, Region 7
1679 NY Route 11
Kirkwood, New York 13795-1602

Attention: Gary Priscott

Subject: Conceptual Site Model Supporting Information
Endicott-Johnson Ranger Paracord Southern Parcel
Johnson City, New York

Ladies and Gentlemen:

A Supplemental Remedial Investigation (SRI) Report was submitted to the New York State Department of Environmental Conservation (NYSDEC) on 24 July 2007, which included the Conceptual Site Model (CSM) for the above referenced Ranger Paracord Southern Parcel ("Site"). In addition, CSM Cross Section Profiles were provided to the NYSDEC under a separate cover. In response to a letter received from the NYSDEC dated 17 August 2007, Haley & Aldrich is submitting this addendum letter containing additional information requested by the NYSDEC in support of the CSM. The NYSDEC requested the following in support of the CSM:

- Provide a complete review and description regarding the approximate age and history of placement for fill materials on-site.
- Provide a contoured map of the interpreted depth to fill on-site.

A description of fill history was provided in an email from Haley & Aldrich to the NYSDEC dated 2 August 2007, and is also discussed formally in the section below. A contoured map of interpreted depth to fill is included as Figure 1.

FILL HISTORY DESCRIPTION

A review of fill history was completed using the following sources: Sanborn Fire Insurance Maps dated 1918, 1925, 1931, 1947, and 1958; aerial photographs dated 1955, 1965, 1977, and 1982; and a Phase I report completed by Dames & Moore for the Site dated 24 March 1993. Other than the 1937 aerial photograph, aerial photographs and Sanborn Fire Insurance Maps were included in Dames & Moore's 1993 Phase I Report. The 1937 aerial photograph is attached.

Based on this review, it appears likely that the majority of the fill was placed at the Site either prior to or concurrent with development of the former Site buildings, which occurred between

Printed on 30% post-consumer recycled paper

1912 and 1923. Prior to recent demolition of the former buildings and placement of crushed concrete at the Site (as described in the SRI Report), the pre-existing surface topography was generally flat, and building basements were constructed partially within the fill. A review of a 1937 historical aerial photograph and Dames & Moore's review of subsequent aerial photographs from 1955 and later indicated that minor filling activities occurred during that period in a portion of the former water reservoir, formerly located on the western portion of the Site, and the former rubber storage area, formerly located on the southeast side of the site (to the east of the former Challenge Building). Dames & Moore did not indicate evidence of site-wide filling activities.

We trust that the information provided herein is sufficient in response to your request. Please do not hesitate to call if you have any questions or comments.

Sincerely yours,
HALEY & ALDRICH OF NEW YORK

Lisa Turturro

Lisa Turturro
Senior Environmental Geologist

Vincent B. Dick
Vice President

Enclosures:
Figure 1 – Fill Contour Plan
1937 Aerial Photograph

c: Kenneth Kamlet, Esq. – Newman Development Group
Gregg Townsend – New York State Department of Environmental Conservation
Krista Anders – New York State Department of Health

G:\Projects\30603\011 (Southern Parcel Supplemental Investigation)\2007 0907 - CSM Supporting Letter.F1.doc

Printed on 30% post-consumer recycled paper

AERIAL VIEW OF EJ RANGER PARACORD - SOUTHERN PARCEL
TAKEN 29 MARCH 2006

NOTES:

1. BORINGS WHERE LOGS WERE NOT AVAILABLE ARE SHOWN AS GREY.
2. DEPTHS REFER TO DEPTH FROM PREVIOUS GROUND SURFACE, PRIOR TO SITE GRADING WITH CRUSHED CONCRETE AND ITEM 4 FILL.
3. BORING LOGS CONDUCTED BY OTHERS WERE INTERPRETED SUCH THAT ANY SOIL DATA CLASSIFIED SPECIFICALLY AS FILL WAS RECORDED AS FILL FOR THIS FIGURE. IN THE CASES WHERE SOIL CLASSIFICATIONS WERE NOT GIVEN, SOIL DESCRIPTIONS AND OTHER LOGS IN THE IMMEDIATE VICINITY WERE USED TO DETERMINE THE VERTICAL EXTENT OF FILL.
4. FILL DEPTHS ARE LIKELY GREATER THAN REPRESENTED FOR SOME OF THE MAPPED BORINGS. BORINGS WHICH WERE TERMINATED SHALLOWER THAN THE BASE OF FILL MATERIALS DO NOT REPRESENT THE ACTUAL DEPTH OF FILL BUT THE DEPTH TO WHICH THE BORING WAS COMPLETED.
5. WATER LEVELS LABELED ON EACH OF THE MONITORING WELLS (MW-1, MW-2, MW-3 AND MW-8) ARE BASED ON THE MOST RECENT SURVEY/SAMPLING DATA AVAILABLE.



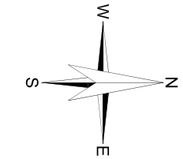

LEGEND:

- FENCE
- APPROXIMATE SOUTHERN PARCEL PROPERTY BOUNDARY
- APPROXIMATE LIMITS OF FILL BASED ON AVAILABLE DATA.
- APPROXIMATE GROUNDWATER FLOW DIRECTION
- MW-8 (9.25) — APPROXIMATE LOCATION OF EXISTING MONITORING WELL. VALUE IN PARENTHESIS REPRESENTS GROUNDWATER DEPTH, SEE NOTE 5.
- APPROXIMATE LOCATION OF SUBSURFACE EXPLORATION, CONDUCTED PREVIOUSLY BY OTHERS.
- APPROXIMATE LOCATION OF SUBSURFACE EXPLORATION, CONDUCTED PREVIOUSLY BY OTHERS, FOR WHICH PHYSICAL OBSERVATIONS OR FIELD SCREENING DATA WAS RECORDED, BUT FROM WHICH LAB DATA WAS NOT OBTAINED.
- HPBG-3 — APPROXIMATE LOCATION OF HYDROPUNCH, CONDUCTED PREVIOUSLY BY OTHERS.
- APPROXIMATE LOCATION OF SOIL BORING, CONDUCTED AS PART OF THE SUPPLEMENTAL INVESTIGATION BY HALEY & ALDRICH, INC., DECEMBER 2006.
- APPROXIMATE LOCATION OF SOIL BORING, CONDUCTED BY OTHERS JUNE 2007.
- APPROXIMATE LOCATION OF TEST PIT, CONDUCTED BY OTHERS JUNE 2007.
- + 10 — DEPTH OF FILL AT SUBSURFACE EXPLORATION LOCATION
- 8 — INTERPRETED BOTTOM OF FILL CONTOUR
- NYSEG RELATED AREAS
- I-N — "HOT SPOT" LOCATIONS IDENTIFIED IN DAMES & MOORE'S 1997 CLEANUP PLAN.
- O — EXISTING WATER SUPPLY WELL TO BE DECOMMISSIONED.

0 130 260
SCALE IN FEET

HALEY & ALDRICH

FORMER ENDICOTT- JOHNSON RANGER PARACORD SITE
SOUTHERN PARCEL
JOHNSON CITY, NEW YORK

SITE PLAN - INTERPRETED DEPTH OF FILL CONTOURS

SCALE: AS SHOWN
SEPTEMBER 2007

FIGURE 1

G:\30603_RANGER PARACORD\011\30603-011_2007-0907_FILL CONTOUR PLAN.DWG



1937 Aerial Photograph

APPENDIX G

Correspondence Regarding Laboratory Detection Limits

New York State Department of Environmental Conservation
Division of Environmental Remediation, Region 7
1679 NY Route 11, Kirkwood, New York 13795-1602
Phone: (607) 775-2545 • **FAX:** (607) 775-2019
Website: www.dec.ny.gov

Alexander B. Grannis
Commissioner

January 9, 2008

Lisa Turturro
Haley & Aldrich of New York
200 Town Centre Drive, Suite 2
Rochester, New York 14623-4264

Re: Technical Requirements for the Supplemental Remedial Investigation Report Addendum
EJ Ranger Paracord – Southern Parcel, Site No. 755014

Dear Mrs. Turturro:

The New York State Department of Environmental Conservation (NYSDEC) has reviewed the Supplemental Remedial Investigation Report Addendum, dated December 20, 2007. The purpose of this review was to determine if the technical requirements of the Supplemental Remedial Investigation Work Plans and Brownfield Cleanup Program have been met. Based upon the information and representations in the Supplemental Remedial Investigation Report Addendum the following comments have been generated:

The purpose of the sampling was to determine if the contaminants present in the fill is causing a contravention of the groundwater standards (TOGS 1.1.1). At this site, groundwater samples should be analyzed using a laboratory procedure that will produce the lowest reporting limits possible and is intended for comparison to TOGS 1.1.1.

The Supplemental Remedial Investigation Report Addendum shows laboratory reporting limits for semi-volatile organic compounds (SVOCs) are higher than TOGS 1.1.1. It has been indicated through communications with you that Columbia Analytical Services has a procedure for SVOC analysis referred to as SIM 8270 that will produce lower reporting limits. Columbia Analytical Services uses the SIM 8270 procedure for groundwater samples submitted for comparison to TOGS 1.1.1.

Monitoring wells designated MW-101 through MW-105 should be resampled and analyzed using EPA Method 8270C according to the Supplemental Remedial Investigation Work Plan. Groundwater samples should be analyzed using the laboratory procedure that will produce reporting limits and results intended for comparison to TOGS 1.1.1. NYSDEC will not require the Category B deliverables for these samples.

Respectfully,

Gary Priscott
Project Manager

cc: Gregg Townsend
Krista Anders
Kenneth S. Kamlet, Esq.

Haley & Aldrich, Inc.
465 Medford St.
Suite 2200
Boston, MA 02129-1400

Tel: 617.886.7400
Fax: 617.886.7600
HaleyAldrich.com

15 January 2008
File No. 30603-011

Mr. Gary Priscott
New York State Department of Environmental Conservation
Division of Environmental Remediation, Region 7
Kirkwood Sub-Office
1679 NY Route 11
Kirkwood, New York 13795-1602

Subject: Response to NYSDEC correspondence dated 9 January 2008 "Technical Requirements for the Supplemental Remedial Investigation Report Addendum"

Dear Mr. Priscott:

On behalf of our client, Stella Ireland Road Associates, LLC, Haley & Aldrich appreciates the opportunity to respond to your letter dated 9 January 2008 regarding "Technical Requirements for the Supplemental Remedial Investigation Report Addendum." In the letter, NYSDEC requested that five groundwater monitoring wells that were installed and sampled as part of the Supplemental Remedial Investigation addendum be re-sampled and the samples analyzed for semi-volatile organic compounds (SVOCs) using EPA method 8270C with a low-level extraction. The purpose for NYSDEC's request was to produce lower reporting limits then what was presented using the standard EPA method 8270C because the reporting limits using the standard EPA method 8270C do not meet the New York State TOGS 1.1.1. values to which the data are being compared. We regret that the description of the analytical method and laboratory reporting limits in the RI Report addendum was not clear, and we would like to provide a clearer explanation for the record via this letter.

Based on our discussions with you and with Gregg Townsend on 10 and 11 January 2008, we mutually agreed that another round of sampling would not be required. While recognizing NYSDEC's legitimate desire to ensure that the nature and extent of potential groundwater impacts onsite are fully characterized using the most sensitive testing methods available, we mutually agreed that another round of sampling was unwarranted based on the following rationale:

- As discussed in the attached letter from Columbia Analytical Services, compounds were not only not detected above laboratory reporting limits, but also were not detected above the Minimum Detection Limits (MDLs), or the lowest level the analytical instrument can detect. The MDLs were multiple orders of magnitude lower than the detection limits, and in most cases, were lower than the TOGS 1.1.1. values.

- EPA method 8270C-Low Level uses a different extraction method to achieve lower reporting limits. The reporting limits for EPA Method 8270C-Low Level are not significantly different than the MDLs for standard EPA Method 8270C, and both methods are able to achieve MDLs below TOGS in most cases. The reporting limits and MDLs for the 8270C-Low Level method are also not lower than the TOGS 1.1.1. values for SVOCs (with the exception of one compound, hexachlorobenzene, which is not a compound of concern for the site). Thus, there is no incremental benefit to using the low level method.

- Using the 8270C-Low Level method is inconsistent with past practices at the Ranger Paracord property and in Haley & Aldrich's experience is also not typically required at other projects. Groundwater analysis conducted to date at both the Southern Parcel and adjoining Gannett parcel has utilized the standard EPA Method 8270C. This method was used both by Haley & Aldrich and others under NYSDEC-approved Work Plans. The Gannett parcel received a Certificate of Completion from NYSDEC in December 2006.

- Use of the standard EPA Method 8270C for SVOC analysis was detailed in our Supplemental Remedial Investigation Work Plan Addendum dated 4 October 2007 and was approved by NYSDEC in a letter dated 29 October 2007. The low level method was not recommended in the work plan, and was not previously requested by NYSDEC.

We appreciate you giving us the opportunity to provide additional information, and we apologize for not being clearer in the work plan and addendum report regarding the chosen analytical method and its detection limits. Please contact us if this letter fails to provide clarification and/or does not accurately document what was agreed to in our conference call last Friday.

We are pleased that we were able to come to an amicable agreement on this issue, and that the project can continue on schedule without further setback. We look forward to our continued work with you on this project.

Sincerely yours,
HALEY & ALDRICH OF NEW YORK

Claire L. DeBergalis
Staff Environmental Scientist

Lisa Turturro
Vice President

cc: Gregg Townsend
Krista Anders
Kenneth S. Kamlet, Esq.

Enc.

G:\Projects\30603\011 (Southern Parcel Supplemental Investigation)\Sup. RI Addendum\Correspondence\2008_0124_Response to NYSDEC_F1.doc

Columbia Analytical Services inc.

A FULL SERVICE ENVIRONMENTAL LABORATORY

January 4, 2007

Ms. Lisa Turturro
Haley & Aldrich of New York
200 Town Centre Drive Ste. 2
Rochester , NY 14623-4264

Re: Ranger Paracord #30603-011
CAS Submission # R2740971

Dear Ms. Turturro,

As per your request, this letter is written to further clarify the use of "J" flags in CAS ASPB report packages, specifically in reference to 8270 data for the groundwater samples MW-101 through MW-105 within the above referenced report. Since the reports did not include "J" flags to indicate compound detections between the reported Practical Quantitation Limit (PQL) and Minimum Detection Limit (MDL) for the compound, each project sample did not contain any target compounds above the respective MDL.. The current MDL study is included in the report package.

Please contact me at (585)-288-5380 if you have questions regarding this information.

Sincerely,
COLUMBIA ANALYTICAL SERVICES

Karen Bunker
Project Manager

Enc.

1 Mustard Street, Suite 250 • Rochester, NY 14609 • Tele: (585) 288-5380 • Fax: (585) 288-8475