DATA PACKAGE
DELINEATION STUDY: STORM WATER CATCH BASIN AREA

BROWNFIELD CLEANUP PROGRAM
TOWN AND COUNTRY CLEANERS
2308 AND 2310 MONROE AVENUE
BRIGHTON, NEW YORK
BCP SITE #C828149

Prepared for:	Town and Country Redevelopment LLC 259 LaSalle, Drive Webster, New York
Prepared by:	Day Environmental, Inc. 40 Commercial Street Rochester, New York 14614
Project #:	4214S-09
Date	December 2010

TABLE OF CONTENTS

1.0 INTRODUCTION 1
1.1 Background 1
2.0 DELINEATION STUDY 3
2.1 Scope of Work 3
2.2 Field Screening and Analytical Laboratory Results 5
3.0 PRELIMINARY CONCEPTUAL SITE MODEL 6
3.1 Geology 6
3.2 Contaminants of Concern 7
3.3 COC Distribution and Migration 7
4.0 REFERENCES 9
5.0 ACRONYMS 10

TABLES

Table 1 Summary of Detected Volatile Organic Compounds: Soil Samples

FIGURES

Figure 1 Project Locus Map
Figure 2 Site Plan
Figure 3 Delineation Study Results
Figure 4 Stratigraphic Cross Section A-A'

APPENDICES

Appendix A Test Boring Logs
Appendix B Analytical Laboratory Reports and Chain-of-Custody Documentation

1.0 INTRODUCTION

DAY Environmental, Inc. (DAY) prepared this report on behalf of Town and Country Redevelopment LLC.

Town and Country Redevelopment LLC entered the Brownfield Cleanup Program as a Volunteer (Site No.C828149) to evaluate and address environmental conditions on the property located at 2308 and 2310 Monroe Avenue, Town of Brighton, New York (Site). The Site has been operated commercially as a dry cleaning plant and laundry from approximately 1969 to the present, and tetrachloroethene (PCE) is used as a dry cleaning solvent. A project locus map is included as Figure 1.

This data package summarizes the results of studies conducted to evaluate the nature and extent of soil impacted by PCE and associated breakdown products [i.e., the contaminants of concern (COC) for the Site] within the subsurface in proximity to a storm water catch basin located within a parking lot in the northern portion of the Site (designated herein as Catch Basin #1). The location of Catch Basin #1 is shown on the Site Plan included as Figure 2.

1.1 Background

A sediment sample collected from Catch Basin #1 in April 2009 contained a PCE concentration of 334 parts per million (ppm). A soil sample collected in May 2009 from a depth interval of 4 feet (ft.) to 8 ft. below the ground surface (bgs) in a test boring advanced approximately 2 feet southwest of Catch Basin #1 contained a PCE concentration of 224 ppm. These concentrations exceed the restricted commercial use soil cleanup objectives (SCO) for PCE of 150 ppm as referenced in 6 NYCRR Subpart 375. The restricted commercial use SCO is judged the most appropriate criteria for the Site. Thus, these findings suggest that PCE may have been discharged into Catch Basin #1 in the past creating a source area of PCE impact to soil, groundwater and potentially soil vapor at the Site.

Prior to the studies described in this report, soil/fill and groundwater samples were collected and submitted for analytical laboratory testing from other locations at, and in proximity of the Site, during the following studies:

- GeoQuest Phase II Environmental Site Assessment (GeoQuest December 2006 report),
- CDM Final Site Characterization on behalf of the NYSDEC (CDM April 2009 Report), and
- Preliminary Subsurface Studies conducted by DAY in May 2009 (DAY May 2009 Studies).

To assess the extent of COC impact within the soil in proximity of Catch Basin #1, DAY prepared a document titled *Soil Removal IRM Delineation: Storm Water Catch Basin, Work Plan*, dated April 2010 (Revised July 12, 2010). The New York State Department of Environmental Conservation (NYSDEC) issued a letter dated July 13, 2010 approving this Work Plan. As outlined in Section 3.3 of the above-referenced Work Plan, this data package summarizes the work completed and the findings of the work completed as part of the Delineation Study.

2.0 DELINEATION STUDY

As described in the April 2010 (Revised July 12, 2010) Work Plan, the Delineation Study consisted of the advancement of test borings at varying distances from Catch Basin #1. These test borings were excavated to various depths and soil samples were retained for observation, in-situ testing, and subsequent analytical laboratory testing to delineate the areal and vertical extent of COC impact within the subsurface. Town and Country Redevelopment, LLC retained the services of TREC Environmental, Inc. to advance the test borings using a Geoprobe dual-tube sampling system. The test borings were completed in general accordance with the ASTM procedures presented in Appendix A of the April 2010 (Revised July 12, 2010) Work Plan. The delineation test borings were advanced on July 19, 2010, July 23, 2010 and August 31, 2010. The NYSEC was on-site to provide input and oversight during each day of test borings. A community air-monitoring program (CAMP) was implemented during the IRM delineation work.

2.1 Scope of Work

During the IRM delineation studies, twenty-nine test borings were advanced at twenty-four locations at the Site (designated TCC-D1 through TCC-D24). At five locations (i.e., TCC-D6, TCC-D13, TCC-D16, TCC-D17, and TCC-D24), an adjacent test boring (designated TCC-D6A, TCC-D13A, TCC-D16A, TCC-D17A, and TCC-D24A) was advanced due to poor or no soil sample recovery from the original boring. The test borings were advanced from the ground surface into the top of the silty clay layer (i.e., approximately 12 ft. bgs), and select test borings (i.e., TCC-D3, TCC-D5, TCC-D6A, TCC-D9, TCC-D10, TCC-D11, and TCC-D13A) were advanced to equipment refusal, which occurred at depths ranging from 14.9 ft. to 17.9 ft. bgs.

Initially, test borings were advanced at a radial distance of approximately 10 ft. from Catch Basin # 1. Samples recovered from the test borings were observed to evaluate soil/fill types, for physical evidence of impact (e.g., staining, odors, etc.) and screened with a MiniRae 2000 Photoionization Detector (PID) equipped with a 10.6 eV lamp. The results of this monitoring were used to select samples for subsequent analytical laboratory testing and the location for additional test borings. When evidence of field impact was detected in a test boring, additional test borings were advanced at approximately 10 ft. to 20 ft. increments in the direction(s) in which impact was identified until the Site boundary or other obstruction (e.g., the building located at the Site) was reached, or further evidence of impact was not observed. The locations of the test borings advanced for the Delineation Study are shown on Figure 2.

A DAY representative observed the soil samples recovered from the test borings in order to develop a stratigraphic description of the subsurface conditions and to evaluate the samples for evidence of suspect contamination (e.g., staining, unusual odors, etc.). Portions of the soil samples were also screened with a PID for evidence of volatile organic compound (VOC) impact in accordance with the procedures outlined in the April 2010 (Revised July 12, 2010) Work Plan. The subsurface conditions at each test boring

were documented on test boring logs, copies of which are included in Appendix A. These logs include the following information:

- Date, boring identification, and project identification;
- Name of individual preparing the log;
- Name of drilling contractor;
- Drill make and model;
- Identification of alternative drilling methods used and justification thereof;
- Depths recorded in feet and fractions thereof referenced to ground surface;
- The length of the sample interval and the percentage of the sample recovered;
- The depth of the first encountered water table referenced to ground surface;
- Drilling and borehole characteristics;
- Sequential stratigraphic boundaries; and
- Field screening results.

For each test boring advanced, the sample containing the greatest field evidence of COC impact (i.e., highest PID reading, staining, odor) collected above the silty clay layer was submitted to the analytical laboratory for testing. In select test borings, a sample collected from the silty clay layer was also submitted for testing. If the test boring was advanced through the silty clay layer an additional sample was collected from below the silty clay layer and submitted for testing. Additionally, in three of the test borings containing evidence of COC-impact, samples from the soil above the COC-impacted soil that did not exhibit evidence of field impact were also submitted to the analytical laboratory for the purpose of delineating 'clean' soil that did not require treatment during the IRM.

In addition to the above testing, a composite sample of COC-impacted soil was tested for waste characterization purposes. Specifically, this sample was tested for halogenated VOCs using USEPA Method 8260; Resource Conservation and Recovery Act (RCRA) metals using USEPA Method 6010; Flashpoint using USEPA Method 1010; and pH using USEPA Method 9040.

Soil samples collected from the test borings were delivered under chain-of-custody control to Paradigm Environmental Services, Inc. (Paradigm). Paradigm is a New York State Department of Health (NYSDOH) Environmental Laboratory Approval Program (ELAP)-certified laboratory for testing. Samples collected from within and below the silty clay layer were analyzed for halogenated VOCs using USEPA Method SW-846, and reported using NYSDEC Analytical Services Protocols (ASP). Samples collected from above the silty clay layer were also analyzed for halogenated VOCs using USEPA Method 8260, but these samples were not reported using ASP methods since it was assumed that this material would be addressed during the IRM work.

Immediately upon completion, each test boring was sealed with a grout mixture consisting of Portland cement, bentonite, and potable water as the dual-tube outer casing was withdrawn. A constant head of grout was kept within the outer casing as the dual-tube casing was retracted to ensure a continuous seal. The borings were grouted to the surface to match the existing grade of the parking lot.

2.2 Field Screening and Analytical Laboratory Results

PID readings exceeding background levels (i.e., 0.0 ppm) were recorded above samples collected from each test boring. Peak PID readings of over 150 ppm were recorded in twelve samples at depths ranging from 6.0 ft. bgs (TCC-D1) to 8.0 ft. bgs (TCC-D14, TCC-D21, TCC-D22). Solvent-type odors were observed in twelve of the test borings at depths ranging from 5.8 ft. bgs (TCC-D2) to 9.0 ft. bgs (TCC-D16A). Generally, peak PID readings of over 150 ppm and solvent-type odors were present concurrently, if encountered. Staining was not observed on the samples collected and none of the samples collected contained evidence of dense non-aqueous phase liquid (DNAPL).

Analytical laboratory results for samples collected during the Delineation Study, and from relevant samples tested during previous studies are summarized on Table 1. Copies of the reports submitted by Paradigm, as well as Chain-of-Custody documentation, are included as Appendix B.

Figure 3 depicts the location of test borings advanced in proximity of Catch Basin #1 during previous studies and the Delineation Study. The maximum PID measurements and the concentrations of PCE and total COC for the samples collected and analyzed are also shown on this figure. Based on the results of PID screening, olfactory evidence and analytical laboratory test results, the COC exceeding restricted commercial guidance values (i.e., as depicted on Figure 3) are confined to a zone near the base of the silty sand unit. Typically, this COC-impacted zone was encountered at depths ranging from approximately 6.5 ft. to 8.5 ft. bgs.

3.0 PRELIMINARY CONCEPTUAL SITE MODEL

Data collected during the previous studies and the Delineation Study described herein were used to develop this preliminary Conceptual Site Model describing subsurface conditions, contaminant types and distribution patterns. This preliminary Conceptual Site Model will be revised as additional data is collected with the intent of using the Conceptual Site Model as the basis for identifying remedial options for the Site.

3.1 Geology

Overburden

The ground surface of the Site is predominately covered by the building footprint (2,200 square feet) and asphalt pavement that surrounds the building. The northeastern portion of the Site (i.e., comprising about 0.11 acres) is undeveloped land covered with vegetation (e.g., grass, weeds and small trees). Based on the studies conducted to date, heterogeneous fill materials consisting primarily of re-worked sand and gravel extend from the ground surface (i.e., below the asphalt pavement) to depths of approximately 0.5 ft. to 4 ft. bgs. In the area of the storm water catch basin on the Site, fill materials extended to a depth of about 7 ft. bgs. Fragments of cinders and ash were noted in the fill on the adjacent property. A silty sand deposit ranging in thickness from about 1 ft. to 5 ft. underlies the fill materials and overlies a continuous silty clay deposit that was more than 4 ft. thick in the test borings advanced at the Site. A sandy gravel or fractured/broken bedrock deposit underlies this silty clay. Based upon work completed as part of the Delineation Study, this deposit ranges in thickness from between 2.6 ft. and 5.7 ft.

A stratigraphic cross-section showing subsurface conditions encountered in test borings conducted at, and adjacent to, the Site in the previous investigations and the Delineation Study is presented as Figure 4.

Bedrock

Seven test borings advanced during the Delineation Study encountered equipment refusal at depths between 14.9 ft. bgs and 17.9 ft. bgs. Apparent fractured rock was observed in some of the samples collected from test borings that were advanced to equipment refusal, suggesting that bedrock, or fractured bedrock, underlies the Site at elevations between about 463 ft. and 459 ft. above mean sea level. The thickness of the fractured rock was not determined during the Delineation Study. The depth to equipment refusal was greater in test borings advanced in the eastern portion of the Site, indicating a possible slope in the bedrock surface from generally west to east. The bedrock in the vicinity of the Site is identified as Lockport Dolomite.

Hydrogeology

The Site and surrounding area slope gently down to the east. There are no surface water bodies on or adjoining the Site. The west branch of Allens Creek is located approximately 1,000 feet to the south-southeast of the Site. Buckland Creek is located approximately 2,300 feet to the north of the subject property. No state- or federally-listed wetlands are located within a ½ mile radius of the Site.

In June 2009, groundwater was measured at depths of about 3.8 ft. and 5.4 ft. bgs (i.e., at elevations 471.12 ft. to 473.28 ft.) in the monitoring wells currently installed at the Site. Based on the June 2009 elevations, groundwater flow appears to be predominately to the north and northeast. [Note: The monitoring wells currently installed at the Site terminate at the top of the silty clay layer.]

3.2 Contaminants of Concern

Between approximately 1969 and the present, PCE has been used as a solvent in the dry cleaning process operated at the Site. It appears that an unknown quantity of PCE was released into the environment at the Site via an unknown mechanism(s) and this release resulted in impact to the subsurface. The COC identified include PCE and its breakdown products. Specifically, the identified COC at the Site include:

- tetrachloroethene (PCE);
- trichloroethene (TCE);
- 1,1-dichlorethene (1,1-DCE);
- trans-1,2-dichlorethene (trans-1,2-DCE);
- cis-1,2-dichloroethene (cis-1,2 DCE); and
- vinyl chloride (VC)

3.3 COC Distribution and Migration

To date, the highest concentrations of COC were measured in samples collected within and in proximity to, Catch Basin #1, which is located in the parking lot northeast of the building at the Site. It is speculated that waste solvent may have been discharged into this catch basin by some unknown mechanism, and that this catch basin is a source area of the COC detected at the Site.

As evidenced by the detection of COC in locations away from the suspected source area following a release, the potential routes of migration for the COC may include one, or more, of the following:

- Volatilization directly from the ground surface into the air;
- Migration horizontally along preferential subsurface pathways such as utility corridors;
- Migration horizontally and vertically through the overburden soil;
- Migration vertically into the overburden groundwater;
- Migration horizontally and vertically through the overburden groundwater; and/or
- Migration horizontally along an impermeable subsurface layer.

In addition to the apparent release(s) of COC into the storm water catch basin located northeast of the building at the Site, COC releases could have occurred at other locations at the Site.

During the Delineation Study, the highest concentrations of COC-impact were typically detected in soil samples encountered at depths ranging from approximately 6.5 ft. to 8.5 ft. bgs. The silty clay layer encountered approximately 8 ft. to 11 ft. bgs appears to be acting as a confining layer that restricts vertical groundwater flow and COC migration. Support of confining layer effectiveness is based on test data derived from the Delineation Study. It appears that the primary route of COC migration is via release into the shallow groundwater within the fill/silty sand above the silty clay layer and migration away from the source area(s) via groundwater flow. Based on the density of the COC, downward vertical migration away from the source area is suspected and higher concentrations of COC are anticipated at the base of the silty sand layer (i.e., above the silty clay). Some preferential flow could also occur along buried utilities and this flow could alter the distribution of COC.

4.0 REFERENCES

New York State Department of Environmental Conservation (NYSDEC) Draft *Brownfield Cleanup Program Guide*, May 2004.

NYSDEC Draft *DER-10 Technical Guidance for Site Investigation and Remediation* November 2009.

NYSDEC Division of Water Technical and Operational Guidance Series 1.1.1 document titled *Ambient Water Quality Standards and Guidance Values and Groundwater Effluent Limitations* (TOGS 1.1.1) dated June 1998.

NYSDEC 6 NYCRR Subpart 375 Environmental Remediation Program, December 2006.

NYSDEC *Brownfield Cleanup Program Citizen Participation Plan for Town and Country Cleaners, 2308 and 2310 Monroe Avenue, Town of Brighton, Monroe County, New York* dated December 2009.

Final Site Characterization Report
Town and Country Cleaners Site
Site No.: 8-28-149
Town of Brighton, Monroe County, NY
April 2009
Prepared for: New York State Department of Environmental Conservation
625 Broadway
Albany, NY
Prepared by: Camp Dresser, and McKee
15 Cornell Road
Latham, New York

Phase II Environmental Site Assessment
2290, 2294, 2298 Monroe Avenue
Town of Brighton, New York
December 2006
Prepared for: The Lois Gibbons Trust – c/o Mr. Roger Hilfiker
80 West Bloomfield Road
Pittsford, New York 14534
Prepared by: GeoQuest Environmental, Inc.
1134 Titus Avenue
Rochester, New York 14623

Soil Removal IRM Delineation:
Storm Water Catch Basin
Work Plan
Brownfield Cleanup Program
Town and Country Cleaners
2308 and 2310 Monroe Avenue
Brighton, New York
BCP Site #C828149
April 2010 (Revised July 2, 2010)
Prepared by: Day Environmental, Inc.

5.0 ACRONYMS

ASP	Analytical Services Protocol
ASTM	American Society for Testing and Materials
BCP	Brownfield Cleanup Program
bgs	below ground surface
CAMP	Community Air Monitoring Program
CDM	Camp, Dresser, and McKee
COC	Contaminants of Concern
CPP	Citizen Participation Plan
DAY	Day Environmental, Inc.
DNAPL	Dense Non-Aqueous Phase Liquid
DUSR	Data Usability Summary Report
ELAP	Environmental Laboratory Approval Program
GeoQuest	GeoQuest Environmental Inc.
HASP	Health And Safety Plan
IRM	Interim Remedial Measure
LLC	Limited Liability Corporation
MCDOH	Monroe County Department of Health
MS/MSD	Matrix Spike/Matrix Spike Duplicate
NAD	North American Datum
NAVD	North American Vertical Datum
NYCRR	New York Code of Rules and Regulations
NYSDEC	New York State Department of Environmental Conservation
NYSDOH	New York State Department of Health
PCE	Tetrachloroethene
ESA	Environmental Site Assessment
PID	Photoionization Detector
ppb	parts per billion
PVC	Polyvinyl Chloride
QA/QC	Quality Assurance/Quality Control
RI	Remedial Investigation
SCO	Soil Cleanup Objective
SCG	Standard, Criteria and Guidance
SOP	Standard Operating Procedure
SVOC	Semi-Volatile Organic Compound
TAL	Target Analyte List
TCE	Trichloroethene
TCL	Target Compound List
TIC	Tentatively Identified Compound
USEPA	United States Environmental Protection Agency
VOC	Volatile Organic Compound

Tables

Table 1

Town and Country Cleaners
2308 and 2310 Monroe Avenue, Brighton NY
BCP Site # C828149

Summary of Detected Volatile Organic Compounds (VOCs) : Soil Samples

Contaminant	CAS Number	**A Restricted Commercial Use (SCO)**	Sample TCC-D1 (4.0') 7/19/10	Sample TCC-D1 (6.0') 7/19/10	Sample TCC-D1 (10.0') 7/19/10	Sample TCC-D2 (7.2') 7/19/10	Sample TCC-D2 (12.0') 7/19/10	Sample TCC-D3 (4.5') 7/19/10	Sample TCC-D3 (7.5') 7/19/10	Sample TCC-D3 (10') 7/19/10
1,1-Dichloroethene	75-35-4	**500**	U *0.01*	U *96.4*	U *13.9*	U *0.939*	U *0.005*	U *0.008*	U *0.938*	U *13.1*
cis-1,2-Dichloroethene	156-59-2	**500**	0.0776	U *96.4*	U *13.9*	U *0.939*	0.0276	U *0.008*	U *0.938*	U *13.1*
trans-1,2-Dichloroethene	156-60-5	**500**	U *0.01*	U *96.4*	U *13.9*	U *0.939*	U *0.005*	U *0.008*	U *0.938*	U *13.1*
Tetrachloroethene	127-18-4	**150**	0.164	4,390 **A**	73.8	69	0.0095	0.0377	26.8	39.9
Trichloroethene	79-01-6	**200**	0.0176	U *96.4*	U *13.9*	U *0.939*	U *0.005*	U *0.008*	U *0.938*	U *13.1*
Vinyl chloride	75-01-4	**13**	U *0.01*	U *96.4*	U *13.9*	U *0.939*	0.0697	U *0.008*	U *0.938*	U *13.1*

Contaminant	CAS Number	**A Restricted Commercial Use (SCO)**	Sample TCC-D3 (17.8') 7/19/10	Sample TCC-D4 (8.0') 7/19/10	Sample TCC-D4 (12') 7/19/10	Sample TCC-D5 (5.5') 7/19/10	Sample TCC-D5 (14.9') 7/19/10	Sample TCC-D6A (7.0') 7/19/10	Sample TCC-D6A (9.5') 7/19/10	Sample TCC-D6A (15.9') 7/19/10
1,1-Dichloroethene	75-35-4	**500**	U *0.005*	U *0.031*	0.004 J	U *0.086*	U *0.005*	U *73.7*	U *14.8*	U *0.004*
cis-1,2-Dichloroethene	156-59-2	**500**	U *0.005*	U *0.031*	0.197	U *0.086*	0.088	U *73.7*	U *14.8*	0.002 *J*
trans-1,2-Dichloroethene	156-60-5	**500**	U *0.005*	U *0.031*	0.0035 J	1.29	U *0.005*	U *73.7*	U *14.8*	U *0.004*
Tetrachloroethene	127-18-4	**150**	0.0079	0.737	0.561	5.49	0.444	3,890 **A**	52.5	0.0548
Trichloroethene	79-01-6	**200**	U *0.005*	0.0467	0.287	0.451	0.182	U *73.7*	U *14.8*	U *0.004*
Vinyl chloride	75-01-4	**13**	U *0.005*	U *0.031*	0.0224	U *0.086*	0.0109	U *73.7*	U *14.8*	U *0.004*

Values are in milligrams per kilogram (mg/kg) or parts per million (ppm)

SCOs are as referenced in 6 NYCRR Part 375-6, Remedial Program Soil Cleanup Objectives, dated December 14, 2006

D = Diluted Sample

J = Estimated Value

U = Not Detected (*followed by detection limit in italics*)

NR = Contaminant Concentration Not Reported

A = Exceeds Restricted Commercial Use SCO

Table 1

Town and Country Cleaners
2308 and 2310 Monroe Avenue, Brighton NY
BCP Site # C828149

Summary of Detected Volatile Organic Compounds (VOCs) : Soil Samples

Contaminant	CAS Number	A Restricted Commercial Use (SCO)	Sample TCC-D7 (4.5') 7/23/10	Sample TCC-D7 (7.0') 7/23/10	Sample TCC-D7 (12.0') 7/23/10	Sample TCC-D8 (8.5') 7/23/10	Sample TCC-D9 (6.0') 7/23/10	Sample TCC-D9 (15.4') 7/23/10	Sample TCC-D10 (7.5') 7/23/10	Sample TCC-D10 (10.5') 7/23/10
1,1-Dichloroethene	75-35-4	**500**	U *0.008*	U *16*	U *0.005*	U *0.882*	U *0.011*	U *0.004*	U *0.84*	U *0.083*
cis-1,2-Dichloroethene	156-59-2	**500**	U *0.008*	U *16*	U *0.005*	U *0.882*	0.0806	0.0031 J	U *0.84*	0.198
trans-1,2-Dichloroethene	156-60-5	**500**	U *0.008*	U *16*	U *0.005*	U *0.882*	U *0.011*	U *0.004*	U *0.84*	U *0.083*
Tetrachloroethene	127-18-4	**150**	0.351	1,290 **A**	0.0248	6.69	0.754	0.0119	12.1	7.99
Trichloroethene	79-01-6	**200**	0.0091	U *16*	U *0.005*	U *0.882*	0.0247	0.0036 J	U *0.84*	0.34
Vinyl chloride	75-01-4	**13**	U *0.008*	U *16*	0.0106	U *0.882*	U *0.011*	U *0.004*	U *0.84*	U *0.083*

Contaminant	CAS Number	A Restricted Commercial Use (SCO)	Sample TCC-D10 (17.9') 7/23/10	Sample TCC-D11 (6.7') 7/23/10	Sample TCC-D11 (12.0') 7/23/10	Sample TCC-D11 (17.7') 7/23/10	Sample TCC-D12 (7.5') 7/23/10	Sample TCC-D12 (12.0') 7/23/10	Sample TCC-D13A (7.0') 7/23/10	Sample TCC-D13A (10.5') 7/23/10
1,1-Dichloroethene	75-35-4	**500**	U *0.004*	U *1.04*	U *0.004*	U *0.004*	U *0.01*	U *0.005*	U *43.3*	U *0.026*
cis-1,2-Dichloroethene	156-59-2	**500**	U *0.004*	U *1.04*	U *0.004*	0.0023 J	0.0218	U *0.005*	U *43.3*	0.636
trans-1,2-Dichloroethene	156-60-5	**500**	U *0.004*	U *1.04*	U *0.004*	U *0.004*	U *0.01*	U *0.005*	U *43.3*	U *0.026*
Tetrachloroethene	127-18-4	**150**	0.105	12.6	0.0067	0.142	0.809	0.0029 J	3,350 **A**	0.36
Trichloroethene	79-01-6	**200**	0.0073	U *1.04*	U *0.004*	0.0099	U *0.01*	U *0.005*	U *43.3*	0.0594
Vinyl chloride	75-01-4	**13**	U *0.004*	U *1.04*	U *0.004*	U *0.004*	U *0.01*	U *0.005*	U *43.3*	0.0271

Values are in milligrams per kilogram (mg/kg) or parts pe

SCOs are as referenced in 6 NYCRR Part 375-6, Remedial Program Soil Cleanup Objectives, dated December 14, 2006

D = Diluted Sample

J = Estimated Value

U = Not Detected (*followed by detection limit in italics*)

NR = Contaminant Concentration Not Reported

A = Exceeds Restricted Commercial Use SCO

Table 1

Town and Country Cleaners
2308 and 2310 Monroe Avenue, Brighton NY
BCP Site # C828149

Summary of Detected Volatile Organic Compounds (VOCs) : Soil Samples

Contaminant	CAS Number	A Restricted Commercial Use (SCO)	Sample TCC-D13A (17.6') 7/23/10	Sample TCC-D14 (8.0') 7/23/10	Sample TCC-D14 (11.5') 7/23/10	Sample TCC-D15 (9.0') 8/31/10	Sample TCC-D16A (7.5') 8/31/10	Sample TCC-D16A (9.0') 8/31/10	Sample TCC-D17A (7.0') 8/31/10	Sample TCC-D18 (7.5') 8/31/10
1,1-Dichloroethene	75-35-4	**500**	U *0.004*	U *14.9*	U *0.005*	U *0.223*	U *90.1*	U *1.92*	U *0.878*	U *1.13*
cis-1,2-Dichloroethene	156-59-2	**500**	0.0022 J	U *14.9*	U *0.005*	U *0.223*	U *90.1*	U *1.92*	U *0.878*	U *1.13*
trans-1,2-Dichloroethene	156-60-5	**500**	U *0.004*	U *14.9*	U *0.005*	U *0.223*	U *90.1*	U *1.92*	U *0.878*	U *1.13*
Tetrachloroethene	127-18-4	**150**	0.0666	595 **A**	0.0826	1.97 DJ	289 **A**	22.3	2.8	12.1
Trichloroethene	79-01-6	**200**	U *0.004*	U *14.9*	0.0023 J	0.228	U *90.1*	U *1.92*	U *0.878*	U *1.13*
Vinyl chloride	75-01-4	**13**	U *0.004*	U *14.9*	U *0.005*	U *0.223*	U *90.1*	U *1.92*	U *0.878*	U *1.13*

Contaminant	CAS Number	A Restricted Commercial Use (SCO)	Sample TCC-D19 (7.0') 8/31/10	Sample TCC-D19 (9.5') 8/31/10	Sample TCC-D20 (7.5') 8/31/10	Sample TCC-D21 (8.0') 8/31/10	Sample TCC-D22 (8.0') 8/31/10	Sample TCC-D23 (7.5') 8/31/10	Sample TCC-D24A (7.5') 8/31/10	Sample TCC-D24A (10.0') 8/31/10
1,1-Dichloroethene	75-35-4	**500**	U *89*	U *1.61*	U *2.35*	U *1.8*	U *121*	U *0.83*	U *0.829*	U *2.09*
cis-1,2-Dichloroethene	156-59-2	**500**	U *89*	U *1.61*	U *2.35*	U *1.8*	U *121*	U *0.83*	U *0.829*	U *2.09*
trans-1,2-Dichloroethene	156-60-5	**500**	U *89*	U *1.61*	U *2.35*	U *1.8*	U *121*	U *0.83*	U *0.829*	U *2.09*
Tetrachloroethene	127-18-4	**150**	320 **A**	31.5	9.69	97.1	1,530 **A**	13.6	19	68.1
Trichloroethene	79-01-6	**200**	U *89*	U *1.61*	U *2.35*	U *1.8*	U *121*	U *0.83*	U *0.829*	U *2.09*
Vinyl chloride	75-01-4	**13**	U *89*	U *1.61*	U *2.35*	U *1.8*	U *121*	U *0.83*	U *0.829*	U *2.09*

Values are in milligrams per kilogram (mg/kg) or parts pe

SCOs are as referenced in 6 NYCRR Part 375-6, Remedial Program Soil Cleanup Objectives, dated December 14, 2006

D = Diluted Sample

J = Estimated Value

U = Not Detected (*followed by detection limit in italics*)

NR = Contaminant Concentration Not Reported

A = Exceeds Restricted Commercial Use SCO

Table 1

Town and Country Cleaners
2308 and 2310 Monroe Avenue, Brighton NY
BCP Site # C828149

Summary of Detected Volatile Organic Compounds (VOCs) : Soil Samples

Contaminant	CAS Number	**A Restricted Commercial Use (SCO)**	Sample TB-01 4'-8' 5/14/09		Sample TB-02 4'-8' 5/14/09		Sample TB-03 4'-8' 5/14/09		Sample TB-04 4'-8' 5/14/09		Sample TB-05 4'-8' 5/14/09		Sample TB-07 4'-8' 5/14/09		Sample TB-08 4'-8' 5/14/09		Sample TB-10 6'-8' 5/14/09	
1,1-Dichloroethene	75-35-4	**500**	U *9.81*		U *0.075*		U *0.07*		U *0.081*		U *0.008*		U *0.112*		U *0.929*		U *0.081*	
cis-1,2-Dichloroethene	156-59-2	**500**	U *9.81*		*0.125*		U *0.07*		U *0.081*		U *0.008*		0.2		U *0.929*		0.298	
trans-1,2-Dichloroethene	156-60-5	**500**	U *9.81*		U *0.075*		U *0.07*		U *0.081*		U *0.008*		U *0.112*		U *0.929*		U *0.081*	
Tetrachloroethene	127-18-4	**150**	224	**A**	2.33		0.548		0.567		0.0079		6.37		42.5		4.98	
Trichloroethene	79-01-6	**200**	U *9.81*		U *0.075*		U *0.07*		U *0.081*		U *0.008*		0.13		U *0.929*		0.081	
Vinyl chloride	75-01-4	**13**	U *9.81*		U *0.075*		U *0.07*		U *0.081*		U *0.008*		U *0.112*		U *0.929*		U *0.081*	

Contaminant	CAS Number	**A Restricted Commercial Use (SCO)**	Sample TB-10 14'-6' 5/14/09		Sample GP-1-SS01 5'-10' 1/28/08		Sample GP-2-SS1 0'-5' 1/28/08	
1,1-Dichloroethene	75-35-4	**500**	U *0.063*		0.016		U *0.006*	
cis-1,2-Dichloroethene	156-59-2	**500**	U *0.063*		2.2		0.2	
trans-1,2-Dichloroethene	156-60-5	**500**	U *0.063*		NR		NR	
Tetrachloroethene	127-18-4	**150**	0.466		0.21		0.48	
Trichloroethene	79-01-6	**200**	U *0.063*		1.1		0.084	
Vinyl chloride	75-01-4	**13**	U *0.063*		0.2		0.006 *J*	

Values are in milligrams per kilogram (mg/kg) or parts pe

SCOs are as referenced in 6 NYCRR Part 375-6, Remedial Program Soil Cleanup Objectives, dated December 14, 2006

D = Diluted Sample

J = Estimated Value

U = Not Detected (*followed by detection limit in italics*)

NR = Contaminant Concentration Not Reported

A = Exceeds Restricted Commercial Use SCO

FIGURES

C:\GIS\GIS Mapping\4214S-09\TwrCrfyLocus_Map_Figure1

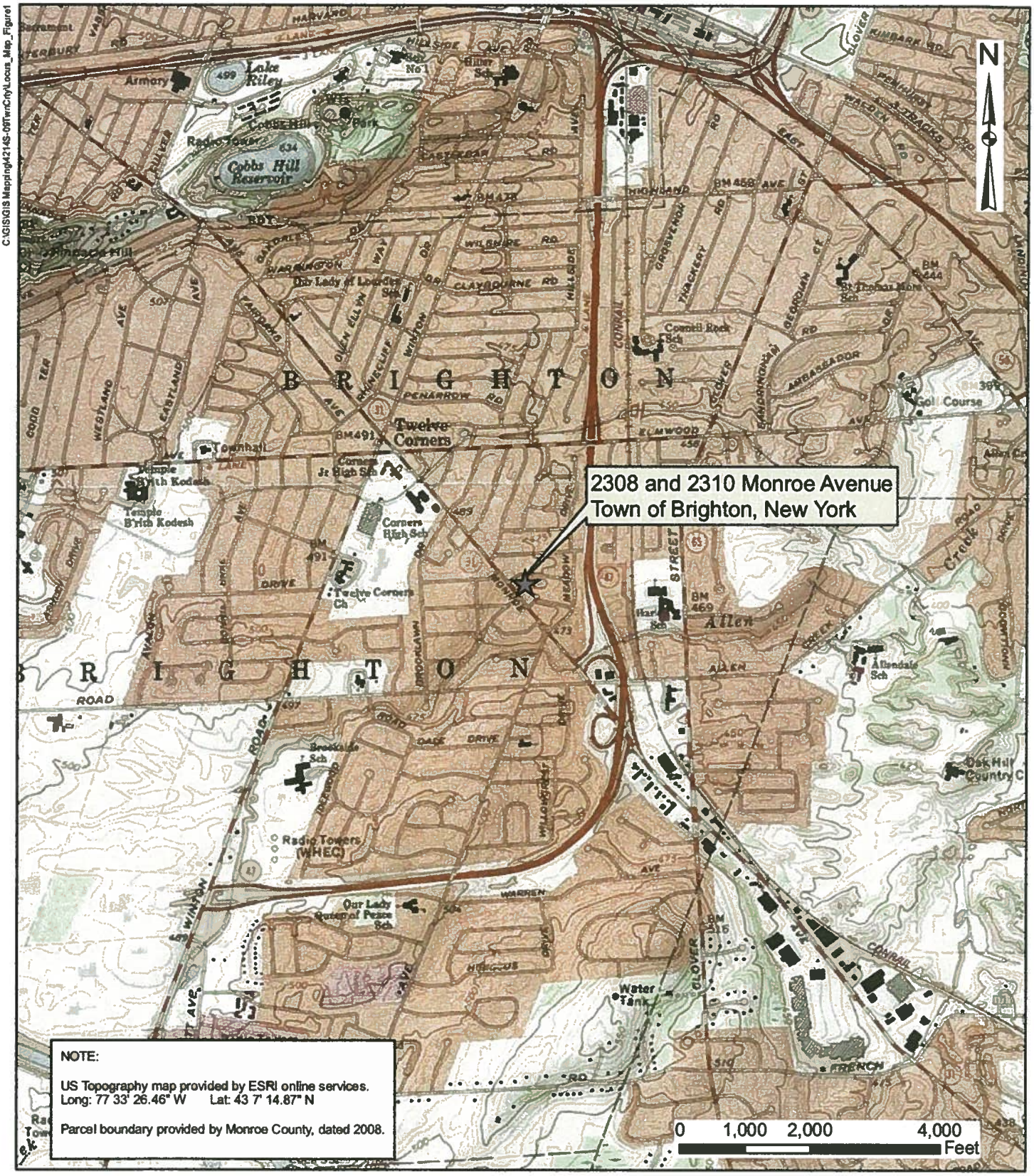

NOTE:

US Topography map provided by ESRI online services.
Long: 77 33' 26.46" W Lat: 43 7' 14.87" N

Parcel boundary provided by Monroe County, dated 2008.

Date	Project Title	Project No.
05-07-2010	2308 AND 2310 MONROE AVENUE BRIGHTON, NEW YORK BROWNFIELD CLEANUP PROGRAM REMEDIAL WORK PLAN	4214S-09
Drawn By: CPS	Drawing Title: Project Locus Map	Figure 1
Scale: AS NOTED		

day

DAY ENVIRONMENTAL, INC.
Environmental Consultants
Rochester, New York 14614-1008
New York, New York 10016-0701

GIS\GIS Mapping\4214s-09TwinCrty\BCP_RI Workplan Figures\Soil Removal IRM Delination figures\4214S-6 - Figure 2 - Site Plan.mxd

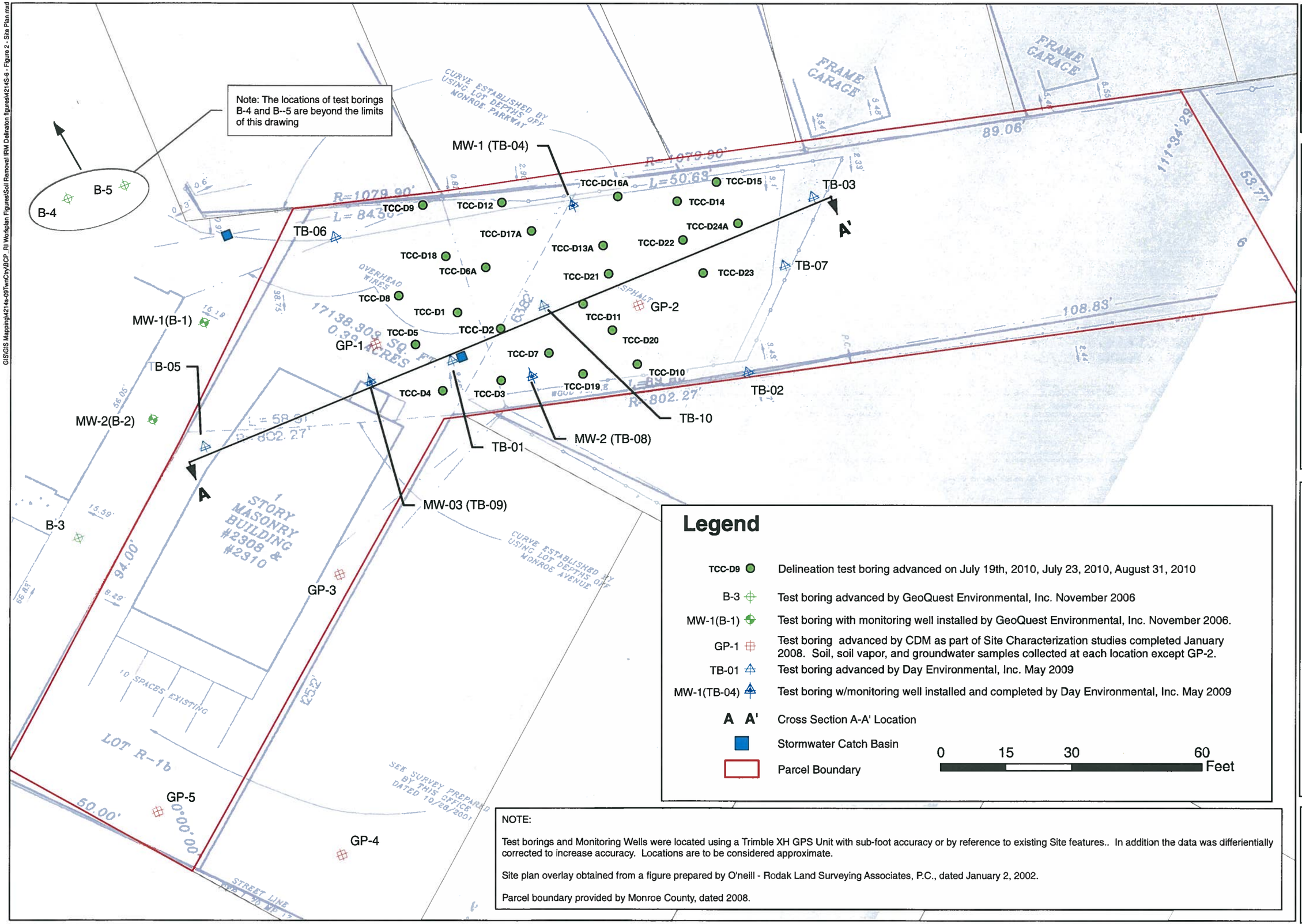

Legend

TCC-D9	Delineation test boring advanced on July 19th, 2010, July 23, 2010, August 31, 2010
B-3	Test boring advanced by GeoQuest Environmental, Inc. November 2006
MW-1(B-1)	Test boring with monitoring well installed by GeoQuest Environmental, Inc. November 2006.
GP-1	Test boring advanced by CDM as part of Site Characterization studies completed January 2008. Soil, soil vapor, and groundwater samples collected at each location except GP-2.
TB-01	Test boring advanced by Day Environmental, Inc. May 2009
MW-1(TB-04)	Test boring w/monitoring well installed and completed by Day Environmental, Inc. May 2009
A A'	Cross Section A-A' Location
	Stormwater Catch Basin
	Parcel Boundary

0 15 30 60 Feet

NOTE:

Test borings and Monitoring Wells were located using a Trimble XH GPS Unit with sub-foot accuracy or by reference to existing Site features.. In addition the data was differentially corrected to increase accuracy. Locations are to be considered approximate.

Site plan overlay obtained from a figure prepared by O'neill - Rodak Land Surveying Associates, P.C., dated January 2, 2002.

Parcel boundary provided by Monroe County, dated 2008.

Date	05-07-2010
Drawn By	CPS
Scale	AS NOTED
Project Title	2308 AND 2310 MONROE AVENUE BRIGHTON, NEW YORK BROWNFIELD CLEANUP PROGRAM REMEDIAL WORK PLAN
Drawing Title	Site Plan

day
DAY ENVIRONMENTAL, INC.
Environmental Consultants
Rochester, New York 14614-1008
New York, New York 10165-1617

Project No.

4214S-09

Figure 2

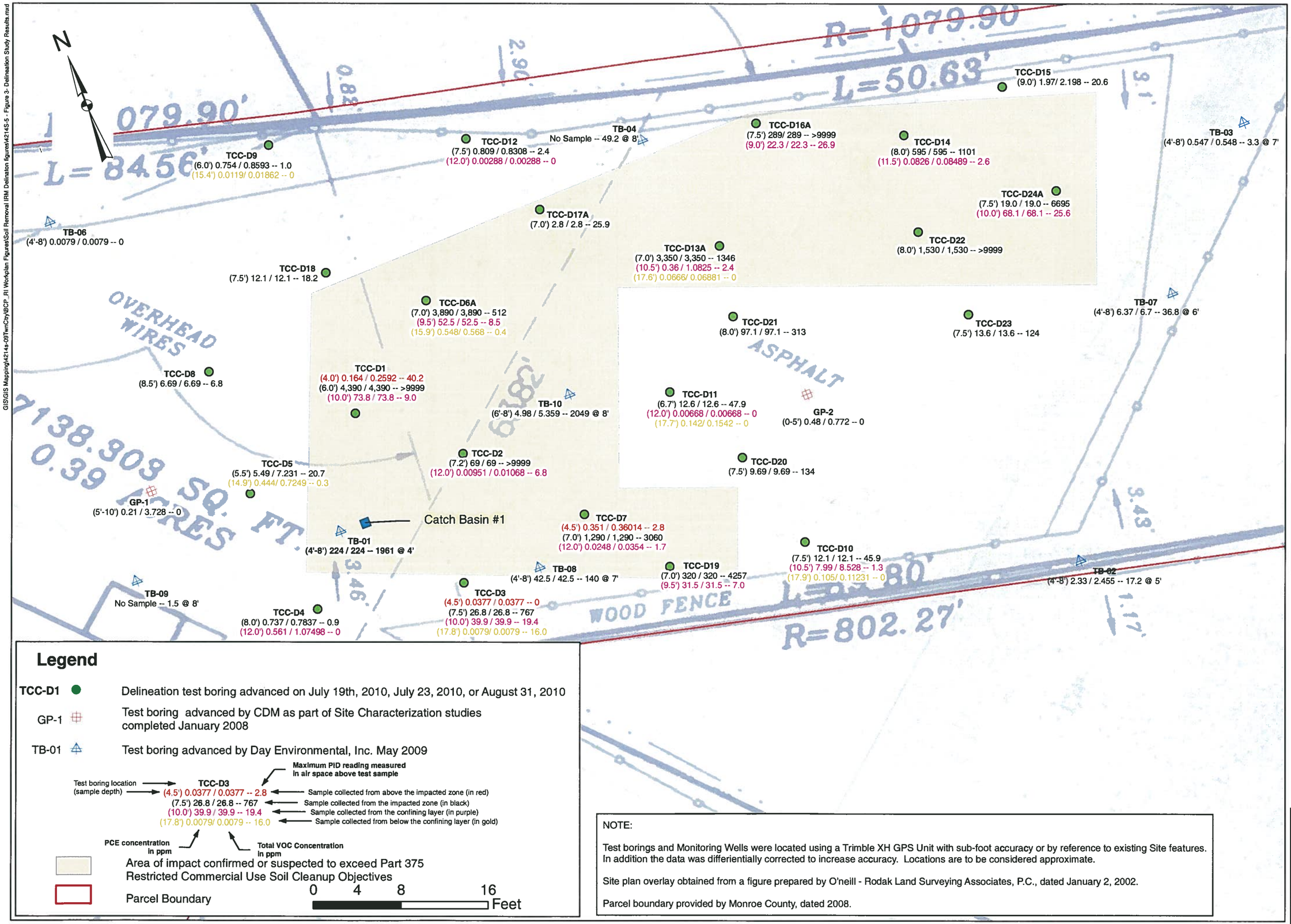

Legend

TCC-D1 ● Delineation test boring advanced on July 19th, 2010, July 23, 2010, or August 31, 2010

GP-1 ⌗ Test boring advanced by CDM as part of Site Characterization studies completed January 2008

TB-01 △ Test boring advanced by Day Environmental, Inc. May 2009

Test boring location (sample depth) → TCC-D3 ← Maximum PID reading measured in air space above test sample

(4.5') 0.0377 / 0.0377 -- 2.8 ← Sample collected from above the impacted zone (in red)

(7.5') 26.8 / 26.8 -- 767 ← Sample collected from the impacted zone (in black)

(10.0') 39.9 / 39.9 -- 19.4 ← Sample collected from the confining layer (in purple)

(17.8') 0.0079/ 0.0079 -- 16.0 ← Sample collected from below the confining layer (in gold)

PCE concentration in ppm — Total VOC Concentration in ppm

Area of impact confirmed or suspected to exceed Part 375 Restricted Commercial Use Soil Cleanup Objectives

Parcel Boundary

0 4 8 16 Feet

NOTE:

Test borings and Monitoring Wells were located using a Trimble XH GPS Unit with sub-foot accuracy or by reference to existing Site features. In addition the data was differientially corrected to increase accuracy. Locations are to be considered approximate.

Site plan overlay obtained from a figure prepared by O'neill - Rodak Land Surveying Associates, P.C., dated January 2, 2002.

Parcel boundary provided by Monroe County, dated 2008.

Date	Drawn By	Scale
09-20-2010	CAH	AS NOTED

Project Title: 2308 AND 2310 MONROE AVENUE BRIGHTON, NEW YORK

BROWNFIELD CLEANUP PROGRAM REMEDIAL WORK PLAN

Drawing Title: Delineation Study Results

day
DAY ENVIRONMENTAL, INC.
Environmental Consultants
Rochester, New York 14614-1008
New York, New York 10165-1617

Project No. 4214S-09

Figure 3

GIS\GIS Mapping\4214s-09\TwnCtrx\BCP_RI Workplan Figures\Soil Removal\RM Delination figures\4214S-5 - Figure 3- Delineation Study Results.mxd

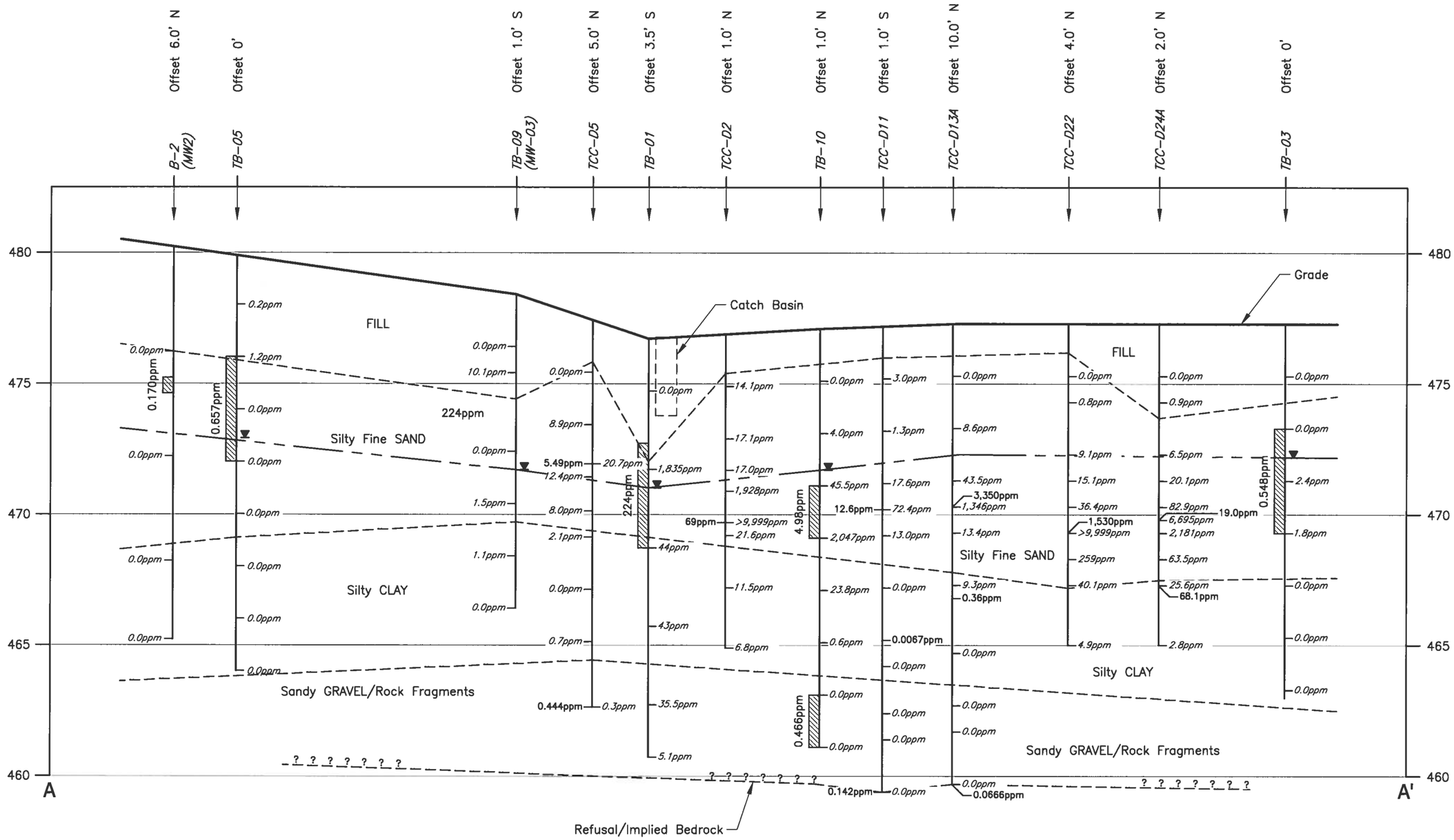

CROSS SECTION A-A'

HORZ. SCALE: 1" = 15'
VERT. SCALE: 1" = 4'

NOTES:

Refer to Figure 2 for Location and Orientation of Cross Section

LEGEND

- ▼ Approximate Groundwater Elevation Estimated Based Upon Measurements Made By DAY on May 14, 2009 During the Advancement of Test Borings
- *35.5ppm* Peak Photoionization Detector (PID) Reading Recorded In Part Per Million (ppm)
- 224ppm PCE Concentration Recorded In Parts Per Million (ppm) By Analytical Laboratory
- ▨ Interval Of Sample Analyzed By Laboratory

FIELD VERIFIED BY	CAH
DATE	1-2010
DRAWN BY	RJM/Tw
DATE DRAWN	11-16-2010
SCALE	As Noted
DATE ISSUED	11-16-2010

day
DAY ENVIRONMENTAL, INC.
ENVIRONMENTAL CONSULTANTS
ROCHESTER, NEW YORK 14614-1008
NEW YORK, NEW YORK 10016-0710

PROJECT TITLE
2308 AND 2310 MONROE AVENUE
BRIGHTON, NEW YORK

Brownfield Cleanup Program Remedial Investigation Work Plan

DRAWING TITLE
Stratigraphic Cross Section A-A'

PROJECT NO.
4214S-09

FIGURE 4

Ref1: Section A-A.dwg
Ref2:
Ref3:
Xerox432AnsiB-2; 11 x 17
Layout Name: Layout2
Pen Setting File: 800psFullcolor.ctb
Time Plotted: Thursday, December 09, 2010 3:22:31 PM
File Name: P:\Drawings\TwnCtry\4214S-09\Cross Section A-A.dwg

APPENDIX A

TEST BORING LOGS

day

DAY ENVIRONMENTAL, INC.

ENVIRONMENTAL CONSULTANTS

AN AFFILIATE OF DAY ENGINEERING, P.C.

TEST BORING TCC-D1

Project #: 4214S-09
Project Address: 2308 & 2310 Monroe Avenue, Brighton, NY
DAY Representative: C. Hampton / K. Crandall
Drilling Contractor: TREC Environmental Inc.
Sampling Method: Dual-Tube Geoprobe

Ground Elevation: --
Datum: --
Date Started: 7/19/2010
Date Ended: 7/19/2010
Borehole Depth: 12.0'
Borehole Diameter: 2.25"
Completion Method: ☐ Well Installed ■ Backfilled with Grout ☐ Backfilled with Cuttings
Water Level (Date):

Depth (ft)	Blows per 0.5 ft.	Sample Number	Sample Depth (ft)	% Recovery	N-Value or RQD%	Headspace PID (ppm)	PID Reading (ppm)	Sample Description	Notes
							16.9	ASPHALT	
1								Brown/Gray, Silty Sand, trace Organics, moist (FILL)	
								Tan, Silty fine SAND, little Clay, moist	
2	NA	S-1	0-4	63	NA		11.6		
3						50.2	40.2		
4									
							30.7		
5							50.2	...varved with seams of Red/Brown, Silty CLAY, little fine Sand	
6	NA	S-2	4-8	100	NA	1949	2201		Chemical Type Odor Noted 6.0-7.5'
							9999		
7							103		
8							29.3		
							50.8	Red/Gray, Silty CLAY, trace fine Sand, wet	
9							14.1		
10	NA	S-3	8-12	100	NA	91.8	9.0		
11							10.4		
12								Bottom of Hole @ 12.0'	
13									
14									
15									
16									

Notes: 1) Water levels were made at the times and under conditions stated. Fluctuations of groundwater levels may occur due to seasonal factors and other conditions.
2) Stratification lines represent approximate boundaries. Transitions may be gradual.
3) PID readings are referenced to a benzene standard measured in the headspace above the sample using a MiniRae 2000 equipped with a t0.6 eV lamp.
4) NA = Not Available or Not Applicable
5) Headspace PID readings may be influenced by moisture

TEST BORING TCC-D1

40 COMMERCIAL STREET
ROCHESTER, NEW YORK 14614-1008
(585) 454-0210
FAX (585) 454-0825

www.dayenvironmental.com

274 MADISON AVENUE, ROOM 1104
NEW YORK, NEW YORK 10165-1617
(212) 986-8645
FAX (212) 986-8657

day

DAY ENVIRONMENTAL, INC.

ENVIRONMENTAL CONSULTANTS

AN AFFILIATE OF DAY ENGINEERING, P.C.

TEST BORING TCC-D2

Project #: 4214S-09
Project Address: 2308 & 2310 Monroe Avenue, Brighton, NY
DAY Representative: C. Hampton / K. Crandall
Drilling Contractor: TREC Environmental Inc.
Sampling Method: Dual-Tube Geoprobe

Ground Elevation: --
Datum: --
Date Started: 7/19/2010
Date Ended: 7/19/2010
Borehole Depth: 12.0'
Borehole Diameter: 2.25"
Completion Method: ☐ Well Installed ■ Backfilled with Grout ☐ Backfilled with Cuttings
Water Level (Date):

Depth (ft)	Blows per 0.5 ft.	Sample Number	Sample Depth (ft)	% Recovery	N-Value or RQD%	Headspace PID (ppm)	PID Reading (ppm)	Sample Description	Notes
							13.4	ASPHALT	
1								Gray, Angular Gravel, some medium Sand, little Silt (FILL)	Slight Sulphur Odor Noted 0.5-1.0'
							14.2	Brown/Gray, Silty Sand, trace Organics, moist (FILL)	
2	NA	S-1	0-4	70	NA			Tan, Silty fine SAND, little Clay, damp	-
							14.1		
3									-
								...moist	
4						10.4	17.1		-
							10.9		
5									-
							17.0	...varved with seams of Tan, Silty CLAY, some fine Sand	
6	NA	S-2	4-8	100	NA	1894	1928		Chemical Type Odor Noted 5.8-7.8'
							254		
							4716		
7						1210	9999		-
							40.2		
8									-
							21.6	Red/Gray, Silty CLAY, trace fine Sand, wet	
9							36.4		-
10	NA	S-3	8-12	100	NA		11.5		-
							11.4		
11									-
						2.4	6.8		
12									-
								Bottom of Hole @ 12.0'	
13									-
14									-
15									-
16									-

Notes: 1) Water levels were made at the times and under conditions stated. Fluctuations of groundwater levels may occur due to seasonal factors and other conditions.
2) Stratification lines represent approximate boundaries. Transitions may be gradual.
3) PID readings are referenced to a benzene standard measured in the headspace above the sample using a MiniRae 2000 equipped with a 10.6 eV lamp.
4) NA = Not Available or Not Applicable
5) Headspace PID readings may be influenced by moisture

TEST BORING TCC-D2

40 COMMERCIAL STREET
ROCHESTER, NEW YORK 14614-1008
(585) 454-0210
FAX (585) 454-0825

www.dayenvironmental.com

274 MADISON AVENUE, ROOM 1104
NEW YORK, NEW YORK 10165-1617
(212) 986-8645
FAX (212) 986-8657

day

DAY ENVIRONMENTAL, INC.

ENVIRONMENTAL CONSULTANTS

AN AFFILIATE OF DAY ENGINEERING, P.C.

TEST BORING TCC-D3

Project #: 4214S-09
Project Address: 2308 & 2310 Monroe Avenue, Brighton, NY
DAY Representative: C. Hampton / K. Crandall
Drilling Contractor: TREC Environmental Inc.
Sampling Method: Dual-Tube Geoprobe

Ground Elevation: --
Datum: --
Date Started: 7/19/2010
Date Ended: 7/19/2010
Borehole Depth: 17.8'
Borehole Diameter: 2.25"
Completion Method: ☐ Well Installed ■ Backfilled with Grout ☐ Backfilled with Cuttings
Water Level (Date):

Depth (ft)	Blows per 0.5 ft.	Sample Number	Sample Depth (ft)	% Recovery	N-Value or RQD%	Headspace PID (ppm)	PID Reading (ppm)	Sample Description	Notes
							0.0	ASPHALT, Angular Gravel, Silty Sand (FILL)	
1								Brown/Gray, Silty Sand, trace Organics, moist (FILL)	
	NA	S-1	0-4	58	NA		0.0	Tan, silty fine Sand, little Clay, moist	
2									
3							0.0		
4									
							0.0		
5							15.3	...varved with seams of Tan, Silty CLAY, some fine Sand	
	NA	S-2	4-8	100	NA				
6							82.1		
							1660		
7						9158	212		Chemical Type Odor Noted 6.4-7.8'
							767		
8							41.8		
9							19.4	Red/Gray, Silty CLAY, trace fine Sand, wet	
	NA	S-3	8-12	100	NA	22.0			
10							8.4		
11							6.4		
							4.4		
12							3.2		
13							8.9		
	NA	S-4	12-16	93	NA	0.8			
14							7.8		
15							3.5	Brown/Gray, semi-rounded GRAVEL, fine to medium Sand, wet	
							5.7	Brown/Gray, Angular to Rounded GRAVEL, fine to medium Sand, little Silty	
16								Clay, wet	

Notes: 1) Water levels were made at the times and under conditions stated. Fluctuations of groundwater levels may occur due to seasonal factors and other conditions.
2) Stratification lines represent approximate boundaries. Transitions may be gradual.
3) PID readings are referenced to a benzene standard measured in the headspace above the sample using a MiniRae 2000 equipped with a 10.6 eV lamp.
4) NA = Not Available or Not Applicable
5) Headspace PID readings may be influenced by moisture

TEST BORING TCC-D3

40 COMMERCIAL STREET
ROCHESTER, NEW YORK 14614-1008
(585) 454-0210
FAX (585) 454-0825

www.dayenvironmental.com

274 MADISON AVENUE, ROOM 1104
NEW YORK, NEW YORK 10165-1617
(212) 986-8645
FAX (212) 986-8657

day

DAY ENVIRONMENTAL, INC.

ENVIRONMENTAL CONSULTANTS

AN AFFILIATE OF DAY ENGINEERING, P.C.

TEST BORING TCC-D3

Project #: 4214S-09
Project Address: 2308 & 2310 Monroe Avenue, Brighton, NY
DAY Representative: C. Hampton / K. Crandall
Drilling Contractor: TREC Environmental Inc.
Sampling Method: Dual-Tube Geoprobe

Ground Elevation: --
Datum: --
Date Started: 7/19/2010
Date Ended: 7/19/2010
Borehole Depth: 17.8'
Borehole Diameter: 2.25"
Completion Method: ☐ Well Installed ■ Backfilled with Grout ☐ Backfilled with Cuttings
Water Level (Date):

Depth (ft)	Blows per 0.5 ft.	Sample Number	Sample Depth (ft)	% Recovery	N-Value or RQD%	Headspace PID (ppm)	PID Reading (ppm)	Sample Description	Notes
17	NA	S-5	16-17.8	100	NA	0.5	9.4 16.0	Gray/Brown, angular fine to medium GRAVEL, little fine to medium Sand, little Silty Clay, wet	
18								Equipment Refusal @ 17.8'	
19									
20									
21									
22									
23									
24									
25									
26									
27									
28									
29									
30									
31									
32									

Notes: 1) Water levels were made at the times and under conditions stated. Fluctuations of groundwater levels may occur due to seasonal factors and other conditions.
2) Stratification lines represent approximate boundaries. Transitions may be gradual.
3) PID readings are referenced to a benzene standard measured in the headspace above the sample using a MiniRae 2000 equipped with a 10.6 eV lamp.
4) NA = Not Available or Not Applicable
5) Headspace PID readings may be influenced by moisture

TEST BORING TCC-D3

40 COMMERCIAL STREET
ROCHESTER, NEW YORK 14614-1008
(585) 454-0210
FAX (585) 454-0825

www.dayenvironmental.com

274 MADISON AVENUE, ROOM 1104
NEW YORK, NEW YORK 10165-1617
(212) 986-8645
FAX (212) 986-8657

day

DAY ENVIRONMENTAL, INC.

ENVIRONMENTAL CONSULTANTS

AN AFFILIATE OF DAY ENGINEERING, P.C.

TEST BORING TCC-D4

Project #: 4214S-09
Project Address: 2308 & 2310 Monroe Avenue, Brighton, NY
DAY Representative: C. Hampton / K. Crandall
Drilling Contractor: TREC Environmental Inc.
Sampling Method: Dual-Tube Geoprobe

Ground Elevation: --
Datum: --
Date Started: 7/19/2010
Date Ended: 7/19/2010
Borehole Depth: 12.0'
Borehole Diameter: 2.25"
Completion Method: ☐ Well Installed ■ Backfilled with Grout ☐ Backfilled with Cuttings
Water Level (Date):

Depth (ft)	Blows per 0.5 ft.	Sample Number	Sample Depth (ft)	% Recovery	N-Value or RQD%	Headspace PID (ppm)	PID Reading (ppm)	Sample Description	Notes
							5.8	ASPHALT, Angular Gravel, medium to course Sand, (FILL)	
1								Gray/Black, Silty Fine Sand, little Clay, damp (FILL)	
2	NA	S-1	0-4	55	NA		0.1	Tan, silty fine SAND, little Clay, damp	
3							0.0	...moist	
4							0.0		
5							0.0	...varved with seams of Silty CLAY, little fine Sand	
6	NA	S-2	4-8	100	NA		0.5		
7							0.2		
							0.9		
8						4.2	0.5		
							0.2	Red/Gray, Silty CLAY, little fine Sand, wet	
9							0.4		
10	NA	S-3	8-12	100	NA		0.1		
11							0.0		
12						0.3	0.0		
								Bottom of Hole @ 12.0'	
13									
14									
15									
16									

Notes: 1) Water levels were made at the times and under conditions stated. Fluctuations of groundwater levels may occur due to seasonal factors and other conditions.
2) Stratification lines represent approximate boundaries. Transitions may be gradual.
3) PID readings are referenced to a benzene standard measured in the headspace above the sample using a MiniRae 2000 equipped with a 10.6 eV lamp.
4) NA = Not Available or Not Applicable
5) Headspace PID readings may be influenced by moisture

TEST BORING TCC-D4

40 COMMERCIAL STREET
ROCHESTER, NEW YORK 14614-1008
(585) 454-0210
FAX (585) 454-0825

www.dayenvironmental.com

274 MADISON AVENUE, ROOM 1104
NEW YORK, NEW YORK 10165-1617
(212) 986-8645
FAX (212) 986-8657

day

DAY ENVIRONMENTAL, INC.

ENVIRONMENTAL CONSULTANTS

AN AFFILIATE OF DAY ENGINEERING, P.C.

TEST BORING TCC-D5

Project #: 4214S-09
Project Address: 2308 & 2310 Monroe Avenue, Brighton, NY
DAY Representative: C. Hampton / K. Crandall
Drilling Contractor: TREC Environmental Inc.
Sampling Method: Dual-Tube Geoprobe

Ground Elevation: --
Datum: --
Date Started: 7/19/2010
Date Ended: 7/19/2010
Borehole Depth: 14.9'
Borehole Diameter: 2.25"
Completion Method: ☐ Well Installed ■ Backfilled with Grout ☐ Backfilled with Cuttings
Water Level (Date):

Depth (ft)	Blows per 0.5 ft.	Sample Number	Sample Depth (ft)	% Recovery	N-Value or RQD%	Headspace PID (ppm)	PID Reading (ppm)	Sample Description	Notes
							0.0	ASPHALT, Angular GRAVEL, Silty Sand (FILL)	
1								Gray/Brown, Silty Sand, trace Organics, moist (FILL)	
2	NA	S-1	0-4	52	NA		0.0	Tan, Silty fine SAND, little Clay, moist	
3									
4						4.5	4.8		
							8.9		
5						61.8	20.7	...varved with seams of Silty CLAY, some fine Sand	
6	NA	S-2	4-8	100	NA		12.4		
7							8.0 2.1		
8							1.3		
							1.5		
9							1.3	Red/Gray, Silty CLAY, trace fine Sand, moist	
10	NA	S-3	8-12	100	NA		0.0	...wet	
11							0.0		
12							0.0		
							0.7	Gray, Angular fine to medium GRAVEL, some red/brown Silty Clay, little fine to medium Sand, wet	
13	NA	S-4	12-14.9	95	NA		0.4		
14						4.5	0.3		
15								Equipment Refusal @ 14.9'	
16									

Notes: 1) Water levels were made at the times and under conditions stated. Fluctuations of groundwater levels may occur due to seasonal factors and other conditions.
2) Stratification lines represent approximate boundaries. Transitions may be gradual.
3) PID readings are referenced to a benzene standard measured in the headspace above the sample using a MiniRae 2000 equipped with a 10.6 eV lamp.
4) NA = Not Available or Not Applicable
5) Headspace PID readings may be influenced by moisture

TEST BORING TCC-D5

40 COMMERCIAL STREET
ROCHESTER, NEW YORK 14614-1008
(585) 454-0210
FAX (585) 454-0825

www.dayenvironmental.com

274 MADISON AVENUE, ROOM 1104
NEW YORK, NEW YORK 10165-1617
(212) 986-8645
FAX (212) 986-8657

day

DAY ENVIRONMENTAL, INC.

ENVIRONMENTAL CONSULTANTS

AN AFFILIATE OF DAY ENGINEERING, P.C.

TEST BORING TCC-D6

Project #: 4214S-09
Project Address: 2308 & 2310 Monroe Avenue, Brighton, NY
DAY Representative: C. Hampton / K. Crandall
Drilling Contractor: TREC Environmental Inc.
Sampling Method: Dual-Tube Geoprobe

Ground Elevation: --
Datum: --
Date Started: 7/19/2010
Date Ended: 7/19/2010
Borehole Depth: 7.0'
Borehole Diameter: 2.25"
Completion Method: ☐ Well Installed ■ Backfilled with Grout ☐ Backfilled with Cuttings
Water Level (Date):

Depth (ft)	Blows per 0.5 ft.	Sample Number	Sample Depth (ft)	% Recovery	N-Value or RQD%	Headspace PID (ppm)	PID Reading (ppm)	Sample Description	Notes
							0.2	ASPHALT, Angular, fine to medium Gravel, course to medium Sand (FILL)	
1								Brown/Gray, Silty Sand, trace Organics, damp (FILL)	-
2	NA	S-1	0-4	45	NA		0.3	Tan, Silty fine SAND, little Clay, damp	-
3						6.1	0.7		-
4									-
							0.2	...moist	
							0.7		
5	NA	S-2	4-7	100	NA		67	...varved with seams of Tan, Silty CLAY, some fine Sand	Chemical Type Odor Noted 5.4-6.5'
							1268		
6						354	1601		-
							61.1		
7								Equipment Refusal @ 7.0'	-
8									-
9									-
10									-
11									-
12									-
13									-
14									-
15									-
16									-

Notes: 1) Water levels were made at the times and under conditions stated. Fluctuations of groundwater levels may occur due to seasonal factors and other conditions.
2) Stratification lines represent approximate boundaries. Transitions may be gradual.
3) PID readings are referenced to a benzene standard measured in the headspace above the sample using a MiniRae 2000 equipped with a 10.6 eV lamp.
4) NA = Not Available or Not Applicable
5) Headspace PID readings may be influenced by moisture

TEST BORING TCC-D6

40 COMMERCIAL STREET
ROCHESTER, NEW YORK 14614-1008
(585) 454-0210
FAX (585) 454-0825

www.dayenvironmental.com

274 MADISON AVENUE, ROOM 1104
NEW YORK, NEW YORK 10165-1617
(212) 986-8645
FAX (212) 986-8657

day

DAY ENVIRONMENTAL, INC.

ENVIRONMENTAL CONSULTANTS

AN AFFILIATE OF DAY ENGINEERING, P.C.

TEST BORING TCC-D6A

Project #: 4214S-09
Project Address: 2308 & 2310 Monroe Avenue, Brighton, NY
DAY Representative: C. Hampton / K. Crandall
Drilling Contractor: TREC Environmental Inc.
Sampling Method: Dual-Tube Geoprobe

Ground Elevation: --
Datum: --
Date Started: 7/19/2010
Date Ended: 7/19/2010
Borehole Depth: 16.0'
Borehole Diameter: 2.25"
Completion Method: ☐ Well Installed ■ Backfilled with Grout ☐ Backfilled with Cuttings
Water Level (Date):

Depth (ft)	Blows per 0.5 ft.	Sample Number	Sample Depth (ft)	% Recovery	N-Value or RQD%	Headspace PID (ppm)	PID Reading (ppm)	Sample Description	Notes
							0.6	ASPHALT, Angular GRAVEL, medium to course Sand (FILL)	Offset approximately 0.5 feet west of TCC-D6
1								Brown/Gray, Silty Sand, trace Organics, moist (FILL)	
2	NA	S-1	0-4	35	NA		0.3	Tan, silty fine SAND, little Clay, moist	
3							0.3		
4						2.1			
							0.3		
5							1.4	...varved with seams of Tan, Silty CLAY, some fine Sand	
6	NA	S-2	4-8	78	NA		9.1		Chemical type odor noted 6.8 to 7.2'
							392		
7						430	512		
8							112		
							8.3	Red/Gray, Silty CLAY, trace fine Sand, wet	
9						85.9	8.5		
10	NA	S-3	8-12	63	NA		1.2		
11							0.9	Red/Brown, fine to medium SAND, some semi-rounded Gravel, trace Silty Clay, moist	
12							0.6	Gray, medium to coarse angular GRAVEL, some coarse Sand, little Silty Clay, wet	
13									
14	NA	S-4	12-16	38	NA		0.1		
15							0.4		
16						0.9			
								Equipment Refusal @ 16.0'	

Notes: 1) Water levels were made at the times and under conditions stated. Fluctuations of groundwater levels may occur due to seasonal factors and other conditions.
2) Stratification lines represent approximate boundaries. Transitions may be gradual.
3) PID readings are referenced to a benzene standard measured in the headspace above the sample using a MiniRae 2000 equipped with a 10.6 eV lamp.
4) NA = Not Available or Not Applicable
5) Headspace PID readings may be influenced by moisture

TEST BORING TCC-D6A

40 COMMERCIAL STREET
ROCHESTER, NEW YORK 14614-1008
(585) 454-0210
FAX (585) 454-0825

www.dayenvironmental.com

274 MADISON AVENUE, ROOM 1104
NEW YORK, NEW YORK 10165-1617
(212) 986-8645
FAX (212) 986-8657

day

DAY ENVIRONMENTAL, INC.

ENVIRONMENTAL CONSULTANTS

AN AFFILIATE OF DAY ENGINEERING, P.C.

TEST BORING TCC-D7

Project #: 4214S-09
Project Address: 2308 & 2310 Monroe Avenue, Brighton, NY
DAY Representative: C. Hampton / W. Batiste
Drilling Contractor: TREC Environmental Inc.
Sampling Method: Dual-Tube Geoprobe

Ground Elevation: --
Datum: --
Date Started: 7/23/2010
Date Ended: 7/23/2010
Borehole Depth: 12.0'
Borehole Diameter: 2.25"
Completion Method: ☐ Well Installed ■ Backfilled with Grout ☐ Backfilled with Cuttings
Water Level (Date):

Depth (ft)	Blows per 0.5 ft.	Sample Number	Sample Depth (ft)	% Recovery	N-Value or RQD%	Headspace PID (ppm)	PID Reading (ppm)	Sample Description	Notes
								ASPHALT, Angular Gravel, some medium to course Sand, trace Silt (FILL)	
1							1.2	Gray/Brown, Silty fine Sand, little Clay, damp (FILL)	-
2	NA	S-1	0-4	63	NA		0.8	Tan, Silty fine SAND, little Clay, damp	-
3							1.2		-
4						0.7		...moist	-
							2.8		
5							7.2	...varved with seams of Silty CLAY, little fine Sand	-
6	NA	S-2	4-8	100	NA		35.8		Chemical Type Odor Noted 6.5-7.5'
							203		
7						1557	3060		-
							155		
8							118		-
							30.4		
9							20.7	Red/Gray, Silty CLAY, little fine Sand, wet	-
							15.5		
10	NA	S-3	8-12	100	NA		3.7		-
11							1.7		-
12						0.3			-
								Bottom of Hole @ 12.0'	
13									-
14									-
15									-
16									-

Notes: 1) Water levels were made at the times and under conditions stated. Fluctuations of groundwater levels may occur due to seasonal factors and other conditions.
2) Stratification lines represent approximate boundaries. Transitions may be gradual.
3) PID readings are referenced to a benzene standard measured in the headspace above the sample using a MiniRae 2000 equipped with a 10.6 eV lamp.
4) NA = Not Available or Not Applicable
5) Headspace PID readings may be influenced by moisture

TEST BORING TCC-D7

40 COMMERCIAL STREET
ROCHESTER, NEW YORK 14614-1008
(585) 454-0210
FAX (585) 454-0825

www.dayenvironmental.com

274 MADISON AVENUE, ROOM 1104
NEW YORK, NEW YORK 10165-1617
(212) 986-8645
FAX (212) 986-8657

day

DAY ENVIRONMENTAL, INC.

ENVIRONMENTAL CONSULTANTS

AN AFFILIATE OF DAY ENGINEERING, P.C.

TEST BORING TCC-D8

Project #: 4214S-09
Project Address: 2308 & 2310 Monroe Avenue, Brighton, NY
DAY Representative: C. Hampton / W. Batiste
Drilling Contractor: TREC Environmental Inc.
Sampling Method: Dual-Tube Geoprobe

Ground Elevation: --
Datum: --
Date Started: 7/23/2010
Date Ended: 7/23/2010
Borehole Depth: 12.0'
Borehole Diameter: 2.25"
Completion Method: ☐ Well Installed ■ Backfilled with Grout ☐ Backfilled with Cuttings
Water Level (Date):

Depth (ft)	Blows per 0.5 ft.	Sample Number	Sample Depth (ft)	% Recovery	N-Value or RQD%	Headspace PID (ppm)	PID Reading (ppm)	Sample Description	Notes
								ASPHALT, Gray angular medium Gravel, medium to course Sand, trace Silt (FILL)	
1							0.4	Gray/Brown, Silty fine Sand, little Clay, damp (FILL)	
2	NA	S-1	0-4	63	NA		0.5	Tan, Silty fine SAND, little Clay, damp	
3							0.5		
4						1.6			
							1.8		
5								...moist	
							0.7	...varved with seams of Tan Silty CLAY, little fine Sand	
6	NA	S-2	4-8	100	NA				
							2.0		
							2.1		
7						6.6	4.6		
							2.1		
8									
9						21.1	6.8		
								Red/Gray, Silty CLAY, little fine Sand, wet	
10	NA	S-3	8-12	100	NA		5.4		
11							3.4		
12						1.2	1.6		
								Bottom of Hole @ 12.0'	
13									
14									
15									
16									

Notes: 1) Water levels were made at the times and under conditions stated. Fluctuations of groundwater levels may occur due to seasonal factors and other conditions.
2) Stratification lines represent approximate boundaries. Transitions may be gradual.
3) PID readings are referenced to a benzene standard measured in the headspace above the sample using a MiniRae 2000 equipped with a 10.6 eV lamp.
4) NA = Not Available or Not Applicable
5) Headspace PID readings may be influenced by moisture

TEST BORING TCC-D8

40 COMMERCIAL STREET
ROCHESTER, NEW YORK 14614-1008
(585) 454-0210
FAX (585) 454-0825

www.dayenvironmental.com

274 MADISON AVENUE, ROOM 1104
NEW YORK, NEW YORK 10165-1617
(212) 986-8645
FAX (212) 986-8657

day

DAY ENVIRONMENTAL, INC.

ENVIRONMENTAL CONSULTANTS

AN AFFILIATE OF DAY ENGINEERING, P.C.

TEST BORING TCC-D9

Project #: 4214S-09
Project Address: 2308 & 2310 Monroe Avenue, Brighton, NY
DAY Representative: C. Hampton / W. Batiste
Drilling Contractor: TREC Environmental Inc.
Sampling Method: Dual-Tube Geoprobe

Ground Elevation: --
Datum: --
Date Started: 7/23/2010
Date Ended: 7/23/2010
Borehole Depth: 15.4'
Borehole Diameter: 2.25"
Completion Method: ☐ Well Installed ■ Backfilled with Grout ☐ Backfilled with Cuttings
Water Level (Date):

Depth (ft)	Blows per 0.5 ft.	Sample Number	Sample Depth (ft)	% Recovery	N-Value or RQD%	Headspace PID (ppm)	PID Reading (ppm)	Sample Description	Notes
								Topsoil	
1							1.0	Tan, Silty fine SAND, little Clay, little Concrete Fragments damp (FILL)	
							0.0	Tan, Silty fine SAND, little Clay, damp	
2	NA	S-1	0-4	45	NA		0.0		
3							0.0		
4						0.1			
5							0.0		
6	NA	S-2	4-8	85	NA	1.9	1.0	...moist, varved with seams of Tan Silty CLAY, little fine Sand	
7							0.5		
8							0.5	Red/Gray, Silty CLAY, little fine Sand, wet	
						1.6	0.3		
9							0.1		
10	NA	S-3	8-12	83	NA		0.1		
11							0.1		
12								Gray angular GRAVEL, some Silty Clay, litle fine to medium Sand, wet	
13							0.0		
								...little Silty Clay	
14	NA	S-4	12-15.4	48	NA	0.7	0.0		
15							0.0		
16								Refusal @ 15.4'	

Notes: 1) Water levels were made at the times and under conditions stated. Fluctuations of groundwater levels may occur due to seasonal factors and other conditions.
2) Stratification lines represent approximate boundaries. Transitions may be gradual.
3) PID readings are referenced to a benzene standard measured in the headspace above the sample using a MiniRae 2000 equipped with a 10.6 eV lamp.
4) NA = Not Available or Not Applicable
5) Headspace PID readings may be influenced by moisture

TEST BORING TCC-D9

40 COMMERCIAL STREET
ROCHESTER, NEW YORK 14614-1008
(585) 454-0210
FAX (585) 454-0825

www.dayenvironmental.com

274 MADISON AVENUE, ROOM 1104
NEW YORK, NEW YORK 10165-1617
(212) 986-8645
FAX (212) 986-8657

day

DAY ENVIRONMENTAL, INC.

ENVIRONMENTAL CONSULTANTS

AN AFFILIATE OF DAY ENGINEERING, P.C.

TEST BORING TCC-D10

Project #: 4214S-09
Project Address: 2308 & 2310 Monroe Avenue, Brighton, NY
DAY Representative: C. Hampton / W. Batiste
Drilling Contractor: TREC Environmental Inc.
Sampling Method: Dual-Tube Geoprobe

Ground Elevation: --
Datum: --
Date Started: 7/23/2010
Date Ended: 7/23/2010
Borehole Depth: 17.9'
Borehole Diameter: 2.25"
Completion Method: ☐ Well Installed ■ Backfilled with Grout ☐ Backfilled with Cuttings
Water Level (Date):

Depth (ft)	Blows per 0.5 ft.	Sample Number	Sample Depth (ft)	% Recovery	N-Value or RQD%	Headspace PID (ppm)	PID Reading (ppm)	Sample Description	Notes
1	NA	S-1	0-4	45	NA	1.7	3.5	ASPHALT, angular Gravel, medium to coarse Sand, (FILL)	
								Gray/Brown, Silty fine Sand, little gravel, little Clay, damp (FILL)	
2							0.4	Tan, Silty fine SAND, trace Clay, damp	
3							0.8		
4									
5	NA	S-2	4-8	95	NA	99.3	6.1		
							1.3	...moist, varved with seams of Tan Silty CLAY, little fine Sand	
6							11.9		
							11.6		
7							45.8		
							45.9		
8									
9	NA	S-3	8-12	100	NA	1.4	10.2		
								Red/Gray, Silty CLAY, little fine Sand, wet	
10							8.2		
11							1.3		
12							0.5		
13	NA	S-4	12-16	70	NA	0.4	0.3		
								Gray, angular GRAVEL, some Silty Clay, little medium to coarse Sand, wet	
14							0.1		
15									
16							0.0	Red/Gray, fine to medium SAND, little Silty Clay, trace Gravel, moist	

Notes: 1) Water levels were made at the times and under conditions stated. Fluctuations of groundwater levels may occur due to seasonal factors and other conditions.
2) Stratification lines represent approximate boundaries. Transitions may be gradual.
3) PID readings are referenced to a benzene standard measured in the headspace above the sample using a MiniRae 2000 equipped with a 10.6 eV lamp.
4) NA = Not Available or Not Applicable
5) Headspace PID readings may be influenced by moisture

TEST BORING TCC-D10

40 COMMERCIAL STREET
ROCHESTER, NEW YORK 14614-1008
(585) 454-0210
FAX (585) 454-0825

www.dayenvironmental.com

274 MADISON AVENUE, ROOM 1104
NEW YORK, NEW YORK 10165-1617
(212) 986-8645
FAX (212) 986-8657

day

DAY ENVIRONMENTAL, INC.

ENVIRONMENTAL CONSULTANTS

AN AFFILIATE OF DAY ENGINEERING, P.C.

TEST BORING TCC-D10

Project #: 4214S-09
Project Address: 2308 & 2310 Monroe Avenue, Brighton, NY
DAY Representative: C. Hampton / W. Batiste
Drilling Contractor: TREC Environmental Inc.
Sampling Method: Dual-Tube Geoprobe

Ground Elevation: --
Datum: --
Date Started: 7/23/2010
Date Ended: 7/23/2010
Borehole Depth: 17.9'
Borehole Diameter: 2.25"
Completion Method: ☐ Well Installed ■ Backfilled with Grout ☐ Backfilled with Cuttings
Water Level (Date):

Depth (ft)	Blows per 0.5 ft.	Sample Number	Sample Depth (ft)	% Recovery	N-Value or RQD%	Headspace PID (ppm)	PID Reading (ppm)	Sample Description	Notes
17	NA	S-5	16-17.9	47	NA	0.5	0.2 0.0	Red/Gray, fine to medium SAND, little Silty Clay, trace Gravel, moist ...some Gravel	-
18								Equipment Refusal @ 17.9'	-
19									-
20									-
21									-
22									-
23									-
24									-
25									-
26									-
27									-
28									-
29									-
30									-
31									-
32									-

Notes: 1) Water levels were made at the times and under conditions stated. Fluctuations of groundwater levels may occur due to seasonal factors and other conditions.
2) Stratification lines represent approximate boundaries. Transitions may be gradual.
3) PID readings are referenced to a benzene standard measured in the headspace above the sample using a MiniRae 2000 equipped with a 10.6 eV lamp.
4) NA = Not Available or Not Applicable
5) Headspace PID readings may be influenced by moisture

TEST BORING TCC-D10

40 COMMERCIAL STREET
ROCHESTER, NEW YORK 14614-1008
(585) 454-0210
FAX (585) 454-0825

www.dayenvironmental.com

274 MADISON AVENUE, ROOM 1104
NEW YORK, NEW YORK 10165-1617
(212) 986-8645
FAX (212) 986-8657

day

DAY ENVIRONMENTAL, INC.

ENVIRONMENTAL CONSULTANTS

AN AFFILIATE OF DAY ENGINEERING, P.C.

TEST BORING TCC-D11

Project #: 4214S-09
Project Address: 2308 & 2310 Monroe Avenue, Brighton, NY
DAY Representative: C. Hampton / W. Batiste
Drilling Contractor: TREC Environmental Inc.
Sampling Method: Dual-Tube Geoprobe

Ground Elevation: --
Datum: --
Date Started: 7/23/2010
Date Ended: 7/23/2010
Borehole Depth: 17.7'
Borehole Diameter: 2.25"
Completion Method: ☐ Well Installed ■ Backfilled with Grout ☐ Backfilled with Cuttings
Water Level (Date):

Depth (ft)	Blows per 0.5 ft.	Sample Number	Sample Depth (ft)	% Recovery	N-Value or RQD%	Headspace PID (ppm)	PID Reading (ppm)	Sample Description	Notes
								ASPHALT, angular Gravel, some fine to medium Sand, Asphalt Fragments (FILL)	
1							0.4	Gray/Brown, Silty fine Sand, little Gravel, little Brick, damp (FILL)	
2	NA	S-1	0-4	53	NA		0.3	Tan, Silty fine SAND, little Clay, damp	
3							4.7		
4						8.9			
5							1.3		
							3.2	...moist, varved with seams of Tan Silty CLAY, little fine Sand	
6	NA	S-2	4-8	100	NA		19.1		
7							17.6		Chemical Type Odor Noted 6.5-7.5'
						72.4	47.9		
8							21.8		
9						13.0	5.5	Red/Gray, Silty CLAY, little fine Sand, wet	
10	NA	S-3	8-12	100	NA		1.0		
11							0.0		
12							0.0		
13							0.0	Gray/Brown, fine to medium SAND, little Gravel, trace Silty Clay, Wet	
14	NA	S-4	12-16	33	NA		0.0	...some Gravel	
15						0.5	0.0	...little Gravel	
16									

Notes: 1) Water levels were made at the times and under conditions stated. Fluctuations of groundwater levels may occur due to seasonal factors and other conditions.
2) Stratification lines represent approximate boundaries. Transitions may be gradual.
3) PID readings are referenced to a benzene standard measured in the headspace above the sample using a MiniRae 2000 equipped with a 10.6 eV lamp.
4) NA = Not Available or Not Applicable
5) Headspace PID readings may be influenced by moisture

TEST BORING TCC-D11

40 COMMERCIAL STREET
ROCHESTER, NEW YORK 14614-1008
(585) 454-0210
FAX (585) 454-0825

www.dayenvironmental.com

274 MADISON AVENUE, ROOM 1104
NEW YORK, NEW YORK 10165-1617
(212) 986-8645
FAX (212) 986-8657

day

DAY ENVIRONMENTAL, INC.

ENVIRONMENTAL CONSULTANTS

AN AFFILIATE OF DAY ENGINEERING, P.C.

TEST BORING TCC-D11

Project #: 4214S-09
Project Address: 2308 & 2310 Monroe Avenue, Brighton, NY
DAY Representative: C. Hampton / W. Batiste
Drilling Contractor: TREC Environmental Inc.
Sampling Method: Dual-Tube Geoprobe

Ground Elevation: -- Datum: --
Date Started: 7/23/2010 Date Ended: 7/23/2010
Borehole Depth: 17.7' Borehole Diameter: 2.25"
Completion Method: ☐ Well Installed ■ Backfilled with Grout ☐ Backfilled with Cuttings
Water Level (Date):

Depth (ft)	Blows per 0.5 ft.	Sample Number	Sample Depth (ft)	% Recovery	N-Value or RQD%	Headspace PID (ppm)	PID Reading (ppm)	Sample Description	Notes
17	NA	S-5	16-17.7	53	NA		0.0	Gray/Brown, fine to medium SAND, little Gravel, trace Silty Clay, Wet ...and Gravel	-
18								Equipment Refusal @ 17.7'	-
19									-
20									-
21									-
22									-
23									-
24									-
25									-
26									-
27									-
28									-
29									-
30									-
31									-
32									-

Notes: 1) Water levels were made at the times and under conditions stated. Fluctuations of groundwater levels may occur due to seasonal factors and other conditions.
2) Stratification lines represent approximate boundaries. Transitions may be gradual.
3) PID readings are referenced to a benzene standard measured in the headspace above the sample using a MiniRae 2000 equipped with a 10.6 eV lamp.
4) NA = Not Available or Not Applicable
5) Headspace PID readings may be influenced by moisture

TEST BORING TCC-D11

40 COMMERCIAL STREET
ROCHESTER, NEW YORK 14614-1008
(585) 454-0210
FAX (585) 454-0825

www.dayenvironmental.com

274 MADISON AVENUE, ROOM 1104
NEW YORK, NEW YORK 10165-1617
(212) 986-8645
FAX (212) 986-8657

day

DAY ENVIRONMENTAL, INC.

ENVIRONMENTAL CONSULTANTS

AN AFFILIATE OF DAY ENGINEERING, P.C.

TEST BORING TCC-D12

Project #: 4214S-09
Project Address: 2308 & 2310 Monroe Avenue, Brighton, NY
DAY Representative: C. Hampton / W. Batiste
Drilling Contractor: TREC Environmental Inc.
Sampling Method: Dual-Tube Geoprobe

Ground Elevation: --
Datum: --
Date Started: 7/23/2010
Date Ended: 7/23/2010
Borehole Depth: 12.0'
Borehole Diameter: 2.25"
Completion Method: ☐ Well Installed ■ Backfilled with Grout ☐ Backfilled with Cuttings
Water Level (Date):

Depth (ft)	Blows per 0.5 ft.	Sample Number	Sample Depth (ft)	% Recovery	N-Value or RQD%	Headspace PID (ppm)	PID Reading (ppm)	Sample Description	Notes
								Topsoil	
1							0.0	Gray/Brown, Silty Sand, little Coal Fragments, damp (FILL)	
								Tan, Silty fine SAND, little Clay, damp	
2	NA	S-1	0-4	30	NA		0.0		
3							0.0		
4						0.2			
							0.0		
5							0.2	...moist, varved with seams of Tan Silty CLAY, little fine Sand	
6	NA	S-2	4-8	100	NA		0.4		
							0.3		
7							1.3		
						10.2	2.4		
8							0.9		
						4.4	1.1	Red/Gray, Silty CLAY, little fine Sand, wet	
9							0.0		
10	NA	S-3	8-12	100	NA		0.0		
11							0.0	Gray angular GRAVEL, some Silty Clay, little fine to medium Sand, wet	
12						0.4	0.0		
								Bottom of Hole @ 12.0'	
13									
14									
15									
16									

Notes: 1) Water levels were made at the times and under conditions stated. Fluctuations of groundwater levels may occur due to seasonal factors and other conditions.
2) Stratification lines represent approximate boundaries. Transitions may be gradual.
3) PID readings are referenced to a benzene standard measured in the headspace above the sample using a MiniRae 2000 equipped with a 10.6 eV lamp.
4) NA = Not Available or Not Applicable
5) Headspace PID readings may be influenced by moisture

TEST BORING TCC-D12

40 COMMERCIAL STREET
ROCHESTER, NEW YORK 14614-1008
(585) 454-0210
FAX (585) 454-0825

www.dayenvironmental.com

274 MADISON AVENUE, ROOM 1104
NEW YORK, NEW YORK 10165-1617
(212) 986-8645
FAX (212) 986-8657

day

DAY ENVIRONMENTAL, INC.

ENVIRONMENTAL CONSULTANTS

AN AFFILIATE OF DAY ENGINEERING, P.C.

TEST BORING TCC-D13

Project #: 4214S-09
Project Address: 2308 & 2310 Monroe Avenue, Brighton, NY
DAY Representative: C. Hampton / W. Batiste
Drilling Contractor: TREC Environmental Inc.
Sampling Method: Dual-Tube Geoprobe

Ground Elevation: --
Datum: --
Date Started: 7/23/2010
Date Ended: 7/23/2010
Borehole Depth: 8.0'
Borehole Diameter: 2.25"
Completion Method: ☐ Well Installed ■ Backfilled with Grout ☐ Backfilled with Cuttings
Water Level (Date):

Depth (ft)	Blows per 0.5 ft.	Sample Number	Sample Depth (ft)	% Recovery	N-Value or RQD%	Headspace PID (ppm)	PID Reading (ppm)	Sample Description	Notes
								ASPHALT, angular Gravel, some medium to coarse Sand, trace Silt (FILL)	
1							1.6	Gray, Silty fine Sand, some gravel, damp (FILL)	
2	NA	S-1	0-4	25	NA		0.3		
3									
4									
5								Tan, Silty fine SAND, little Clay, moist	
6	NA	S-2	4-8	15	NA	256	77.7		
7									
8								Abandoned hole @ 8.0' due to poor recovery	
9									
10									
11									
12									
13									
14									
15									
16									

Notes: 1) Water levels were made at the times and under conditions stated. Fluctuations of groundwater levels may occur due to seasonal factors and other conditions.
2) Stratification lines represent approximate boundaries. Transitions may be gradual.
3) PID readings are referenced to a benzene standard measured in the headspace above the sample using a MiniRae 2000 equipped with a 10.6 eV lamp.
4) NA = Not Available or Not Applicable
5) Headspace PID readings may be influenced by moisture

TEST BORING TCC-D13

40 COMMERCIAL STREET
ROCHESTER, NEW YORK 14614-1008
(585) 454-0210
FAX (585) 454-0825

www.dayenvironmental.com

274 MADISON AVENUE, ROOM 1104
NEW YORK, NEW YORK 10165-1617
(212) 986-8645
FAX (212) 986-8657

day

DAY ENVIRONMENTAL, INC.

ENVIRONMENTAL CONSULTANTS

AN AFFILIATE OF DAY ENGINEERING, P.C.

TEST BORING TCC-D13A

Project #: 4214S-09
Project Address: 2308 & 2310 Monroe Avenue, Brighton, NY
DAY Representative: C. Hampton / W. Batiste
Drilling Contractor: TREC Environmental Inc.
Sampling Method: Dual-Tube Geoprobe

Ground Elevation: --
Datum: --
Date Started: 7/23/2010
Date Ended: 7/23/2010
Borehole Depth: 17.6'
Borehole Diameter: 2.25"
Completion Method: ☐ Well Installed ■ Backfilled with Grout ☐ Backfilled with Cuttings
Water Level (Date):

Depth (ft)	Blows per 0.5 ft.	Sample Number	Sample Depth (ft)	% Recovery	N-Value or RQD%	Headspace PID (ppm)	PID Reading (ppm)	Sample Description	Notes
								ASPHALT, angular Gravel and medium to coarse Sand, trace Silt, (FILL)	
1							0.2	Gray/Brown, Silty fine Sand, little Clay, little Gravel, Coal Fragments, damp (FILL)	
2	NA	S-1	0-4	68	NA		0.0	Tan, Silty fine SAND, little Clay, damp	
3							2.7		
4						10.2			
							8.6	...moist	
5							8.7	...varved with seams of Silty CLAY, little fine Sand	
6	NA	S-2	4-8	93	NA		43.5		
							60.5		
7						462	1346		Chemical Type Odor Noted 6.5-8.0'
							87.9		
8									
9							13.4		
10	NA	S-3	8-12	100	NA	9.3	16.2	Red/Gray, Silty CLAY, little fine Sand, wet	
11							2.4		
12							0.2		
13							0.0		
14	NA	S-4	12-16	55	NA		0.0		
15									
								Gray angular GRAVEL, some Silty Clay, little coarse to medium Sand, wet	
16							0.0		

Notes: 1) Water levels were made at the times and under conditions stated. Fluctuations of groundwater levels may occur due to seasonal factors and other conditions.
2) Stratification lines represent approximate boundaries. Transitions may be gradual.
3) PID readings are referenced to a benzene standard measured in the headspace above the sample using a MiniRae 2000 equipped with a 10.6 eV lamp.
4) NA = Not Available or Not Applicable
5) Headspace PID readings may be influenced by moisture

TEST BORING TCC-D13A

40 COMMERCIAL STREET
ROCHESTER, NEW YORK 14614-1008
(585) 454-0210
FAX (585) 454-0825

www.dayenvironmental.com

274 MADISON AVENUE, ROOM 1104
NEW YORK, NEW YORK 10165-1617
(212) 986-8645
FAX (212) 986-8657

day

DAY ENVIRONMENTAL, INC.

ENVIRONMENTAL CONSULTANTS

AN AFFILIATE OF DAY ENGINEERING, P.C.

TEST BORING TCC-D13A

Project #: 4214S-09
Project Address: 2308 & 2310 Monroe Avenue, Brighton, NY
DAY Representative: C. Hampton / W. Batiste
Drilling Contractor: TREC Environmental Inc.
Sampling Method: Dual-Tube Geoprobe

Ground Elevation: --
Datum: --
Date Started: 7/23/2010
Date Ended: 7/23/2010
Borehole Depth: 17.6'
Borehole Diameter: 2.25"
Completion Method: ☐ Well Installed ■ Backfilled with Grout ☐ Backfilled with Cuttings
Water Level (Date):

Depth (ft)	Blows per 0.5 ft.	Sample Number	Sample Depth (ft)	% Recovery	N-Value or RQD%	Headspace PID (ppm)	PID Reading (ppm)	Sample Description	Notes
17	NA	S-5	16-17.6	44	NA		0.0	Gray angular GRAVEL, some Silty Clay, little coarse to medium Sand, wet ...little Silty Clay	
18								Equipment Refusal @ 17.6'	
19									
20									
21									
22									
23									
24									
25									
26									
27									
28									
29									
30									
31									
32									

Notes: 1) Water levels were made at the times and under conditions stated. Fluctuations of groundwater levels may occur due to seasonal factors and other conditions.
2) Stratification lines represent approximate boundaries. Transitions may be gradual.
3) PID readings are referenced to a benzene standard measured in the headspace above the sample using a MiniRae 2000 equipped with a 10.6 eV lamp.
4) NA = Not Available or Not Applicable
5) Headspace PID readings may be influenced by moisture

TEST BORING TCC-D13A

40 COMMERCIAL STREET
ROCHESTER, NEW YORK 14614-1008
(585) 454-0210
FAX (585) 454-0825

www.dayenvironmental.com

274 MADISON AVENUE, ROOM 1104
NEW YORK, NEW YORK 10165-1617
(212) 986-8645
FAX (212) 986-8657

day

DAY ENVIRONMENTAL, INC.

ENVIRONMENTAL CONSULTANTS

AN AFFILIATE OF DAY ENGINEERING, P.C.

TEST BORING TCC-D14

Project #: 4214S-09
Project Address: 2308 & 2310 Monroe Avenue, Brighton, NY
DAY Representative: C. Hampton / W. Batiste
Drilling Contractor: TREC Environmental Inc.
Sampling Method: Dual-Tube Geoprobe

Ground Elevation: --
Datum: --
Date Started: 7/23/2010
Date Ended: 7/23/2010
Borehole Depth: 12.0'
Borehole Diameter: 2.25"
Completion Method: ☐ Well Installed ■ Backfilled with Grout ☐ Backfilled with Cuttings
Water Level (Date):

Depth (ft)	Blows per 0.5 ft.	Sample Number	Sample Depth (ft)	% Recovery	N-Value or RQD%	Headspace PID (ppm)	PID Reading (ppm)	Sample Description	Notes
								ASPHALT, Gray,angular Gravel, little fine to medium Sand, Concrete Fragments (FILL)	
1							0.1	Gray/Black, Silty fine Sand, little Concrete Fragments, little Clay, damp (FILL)	
2	NA	S-1	0-4	45	NA		0.3	Tan, Silty fine SAND, little Clay, damp	
3							0.0		
4						1.1			
							3.5		
5							2.4		
6	NA	S-2	4-8	100	NA		1.5	...moist, varved with seams of Tan Silty CLAY, little fine Sand	
							2.3		
7							3.4		
							64.5		
8						681	1101		Chemical Type Odor Noted 7.5-8.5'
							41.5		
9							29.3		
10	NA	S-3	8-12	100	NA		0.8	Red/Gray, Silty CLAY, little fine to medium Sand, wet	
11						0.2	2.6		
12							0.3		
13								Bottom of Hole @ 12.0'	
14									
15									
16									

Notes: 1) Water levels were made at the times and under conditions stated. Fluctuations of groundwater levels may occur due to seasonal factors and other conditions.
2) Stratification lines represent approximate boundaries. Transitions may be gradual.
3) PID readings are referenced to a benzene standard measured in the headspace above the sample using a MiniRae 2000 equipped with a 10.6 eV lamp.
4) NA = Not Available or Not Applicable
5) Headspace PID readings may be influenced by moisture

TEST BORING TCC-D14

40 COMMERCIAL STREET
ROCHESTER, NEW YORK 14614-1008
(585) 454-0210
FAX (585) 454-0825

www.dayenvironmental.com

274 MADISON AVENUE, ROOM 1104
NEW YORK, NEW YORK 10165-1617
(212) 986-8645
FAX (212) 986-8657

day

DAY ENVIRONMENTAL, INC.

ENVIRONMENTAL CONSULTANTS

AN AFFILIATE OF DAY ENGINEERING, P.C.

TEST BORING TCC-D15

Project #: 4214S-09
Project Address: 2308-2310 Monroe Avenue, Brighton, NY
DAY Representative: C. Hampton
Drilling Contractor: TREC Environmental, Inc.
Sampling Method: Direct Push Geoprobe w/dual tube Sampler

Ground Elevation: --
Datum: --
Date Started: 8/31/2010
Date Ended: 8/31/2010
Borehole Depth: 12.0'
Borehole Diameter:
Completion Method: ☐ Well Installed ■ Backfilled with Grout ☐ Backfilled with Cuttings
Water Level (Date):

Depth (ft)	Blows per 0.5 ft.	Sample Number	Sample Depth (ft)	% Recovery	N-Value or RQD%	Headspace PID (ppm)	PID Reading (ppm)	Sample Description	Notes
							0.1	ASPHALT	
1							0.2	Gray, Angular Graven and fine to medium Gray Sand, damp (FILL)	
								Brown, Silty fine SAND, little Clay, damp	
2	NA	S-1	0-4	63	NA		0.7		
							0.4		
3									
							0.3	...some CLAY, Tan	
							0.0		
4									
							0.0		
5							0.0	...moist	
							0.5	...varved with seams of Red/Brown Silty CLAY	
6	NA	S-2	4-8	100	NA		1.3		
							1.1		
7							1.1		
						18.7	9.6		
							15.6		
8									
							14.9		
9							9.9		
						11.8	20.6		
10	NA	S-3	8-12	100	NA		21.8	Red/Brown, Silty CLAY, little fine Sand, wet	
							18.4		
11							4.4		
							2.0		
							0.2		
12									
								Bottom of Hole @ 12.0'	
13									
14									
15									
16									

Notes: 1) Water levels were made at the times and under conditions stated. Fluctuations of groundwater levels may occur due to seasonal factors and other conditions.
2) Stratification lines represent approximate boundaries. Transitions may be gradual.
3) PID readings are referenced to a benzene standard measured in the headspace above the sample using a MiniRae 2000 equipped with a 10.6 eV lamp.
4) NA = Not Available or Not Applicable
5) Headspace PID readings may be influenced by moisture

TEST BORING TCC-D15

40 COMMERCIAL STREET
ROCHESTER, NEW YORK 14614-1008
(585) 454-0210
FAX (585) 454-0825

www.dayenvironmental.com

274 MADISON AVENUE, ROOM 1104
NEW YORK, NEW YORK 10165-1617
(212) 986-8645
FAX (212) 986-8657

day

DAY ENVIRONMENTAL, INC.

ENVIRONMENTAL CONSULTANTS

AN AFFILIATE OF DAY ENGINEERING, P.C.

TEST BORING TCC-D16

Project #: 4214S-09
Project Address: 2308-2310 Monroe Avenue, Brighton, NY
DAY Representative: C. Hampton
Drilling Contractor: TREC Environmental, Inc.
Sampling Method: Direct Push Geoprobe w/dual tube Sampler

Ground Elevation: --
Datum: --
Date Started: 8/31/2010
Date Ended: 8/31/2010
Borehole Depth: 8.0'
Borehole Diameter:
Completion Method: ☐ Well Installed ■ Backfilled with Grout ☐ Backfilled with Cuttings
Water Level (Date):

Depth (ft)	Blows per 0.5 ft.	Sample Number	Sample Depth (ft)	% Recovery	N-Value or RQD%	Headspace PID (ppm)	PID Reading (ppm)	Sample Description	Notes
							0.0	ASPHALT	
1									
2	NA	S-1	0-4	15	NA				
3									
4									
5								Gray, Angular GRAVEL, little fine Sand	
6	NA	S-2	4-8	8	NA				
7									
8								Abandoned Hole @ 8.0'	
9									
10									
11									
12									
13									
14									
15									
16									

Notes: 1) Water levels were made at the times and under conditions stated. Fluctuations of groundwater levels may occur due to seasonal factors and other conditions.
2) Stratification lines represent approximate boundaries. Transitions may be gradual.
3) PID readings are referenced to a benzene standard measured in the headspace above the sample using a MiniRae 2000 equipped with a 10.6 eV lamp.
4) NA = Not Available or Not Applicable
5) Headspace PID readings may be influenced by moisture

TEST BORING TCC-D16

40 COMMERCIAL STREET
ROCHESTER, NEW YORK 14614-1008
(585) 454-0210
FAX (585) 454-0825

www.dayenvironmental.com

274 MADISON AVENUE, ROOM 1104
NEW YORK, NEW YORK 10165-1617
(212) 986-8645
FAX (212) 986-8657

day

DAY ENVIRONMENTAL, INC.

ENVIRONMENTAL CONSULTANTS

AN AFFILIATE OF DAY ENGINEERING, P.C.

TEST BORING TCC-D16A

Project #: 4214S-09
Project Address: 2308-2310 Monroe Avenue, Brighton, NY
DAY Representative: C. Hampton
Drilling Contractor: TREC Environmental, Inc.
Sampling Method: Direct Push Geoprobe w/dual tube Sampler

Ground Elevation: --
Datum: --
Date Started: 8/31/2010
Date Ended: 8/31/2010
Borehole Depth: 12.0'
Borehole Diameter:
Completion Method: ☐ Well Installed ■ Backfilled with Grout ☐ Backfilled with Cuttings
Water Level (Date):

Depth (ft)	Blows per 0.5 ft.	Sample Number	Sample Depth (ft)	% Recovery	N-Value or RQD%	Headspace PID (ppm)	PID Reading (ppm)	Sample Description	Notes
							0.8	ASPHALT	
1							0.2	Gray, Angular Gravel, some medium to fine Gray Sand, damp (FILL)	
							0.3	Brown, fine to medium Silty SAND, little Clay, moist	
2	NA	S-1	0-4	50	NA		0.2		
							0.1		
3							0.0	Tan, some CLAY	
							0.0		
4								...trace CLAY	
							0.9		
5							2.2	...varred w/seams of Red/Brown, Silty CLAY, little fine Sand	
							5.5	...wet	
6	NA	S-2	4-8	95	NA		4.0		
							7.2		
7							59.1		Chemical Type Odor 7.0-9.0'
						112	>9999		
							75.1		
8						93.7	267		
							9.6		
9						71.7	26.9		
10	NA	S-3	8-12	100	NA		7.7	Red/Gray, Silty CLAY, little fine Sand, wet	
							2.1		
11							1.5		
							0.6		
12								Bottom of Hole @ 12.0'	
13									
14									
15									
16									

Notes: 1) Water levels were made at the times and under conditions stated. Fluctuations of groundwater levels may occur due to seasonal factors and other conditions.
2) Stratification lines represent approximate boundaries. Transitions may be gradual.
3) PID readings are referenced to a benzene standard measured in the headspace above the sample using a MiniRae 2000 equipped with a 10.6 eV lamp.
4) NA = Not Available or Not Applicable
5) Headspace PID readings may be influenced by moisture

TEST BORING TCC-D16A

40 COMMERCIAL STREET
ROCHESTER, NEW YORK 14614-1008
(585) 454-0210
FAX (585) 454-0825

www.dayenvironmental.com

274 MADISON AVENUE, ROOM 1104
NEW YORK, NEW YORK 10165-1617
(212) 986-8645
FAX (212) 986-8657

day

DAY ENVIRONMENTAL, INC.

ENVIRONMENTAL CONSULTANTS

AN AFFILIATE OF DAY ENGINEERING, P.C.

TEST BORING TCC-D17

Project #: 4214S-09
Project Address: 2308-2310 Monroe Avenue, Brighton, NY
DAY Representative: C. Hampton
Drilling Contractor: TREC Environmental, Inc.
Sampling Method: Direct Push Geoprobe w/dual tube Sampler

Ground Elevation: --
Datum: --
Date Started: 8/31/2010
Date Ended: 8/31/2010
Borehole Depth: 8.0'
Borehole Diameter:
Completion Method: ☐ Well Installed ■ Backfilled with Grout ☐ Backfilled with Cuttings
Water Level (Date):

Depth (ft)	Blows per 0.5 ft.	Sample Number	Sample Depth (ft)	% Recovery	N-Value or RQD%	Headspace PID (ppm)	PID Reading (ppm)	Sample Description	Notes
								ASPHALT	
1								Gray, Angular Gravel, some Gray medium to fine Sand, damp (FILL)	
2	NA	S-1	0-4	20	NA				
3									
4									
5									
6	NA	S-2	4-8	10	NA		13.4	Brown, Silty fine SAND, some Red/Brown Clay, moist	
7									
8								Abandoned Hole @ 8.0'	
9									
10									
11									
12									
13									
14									
15									
16									

Notes: 1) Water levels were made at the times and under conditions stated. Fluctuations of groundwater levels may occur due to seasonal factors and other conditions.
2) Stratification lines represent approximate boundaries. Transitions may be gradual.
3) PID readings are referenced to a benzene standard measured in the headspace above the sample using a MiniRae 2000 equipped with a 10.6 eV lamp.
4) NA = Not Available or Not Applicable
5) Headspace PID readings may be influenced by moisture

TEST BORING TCC-D17

40 COMMERCIAL STREET
ROCHESTER, NEW YORK 14614-1008
(585) 454-0210
FAX (585) 454-0825

www.dayenvironmental.com

274 MADISON AVENUE, ROOM 1104
NEW YORK, NEW YORK 10165-1617
(212) 986-8645
FAX (212) 986-8657

day

DAY ENVIRONMENTAL, INC.

ENVIRONMENTAL CONSULTANTS

AN AFFILIATE OF DAY ENGINEERING, P.C.

TEST BORING TCC-D17A

Project #: 4214S-09
Project Address: 2308-2310 Monroe Avenue, Brighton, NY
DAY Representative: C. Hampton
Drilling Contractor: TREC Environmental, Inc.
Sampling Method: Direct Push Geoprobe w/dual tube Sampler

Ground Elevation: --
Datum: --
Date Started: 8/31/2010
Date Ended: 8/31/2010
Borehole Depth: 12.0'
Borehole Diameter:
Completion Method: ☐ Well Installed ■ Backfilled with Grout ☐ Backfilled with Cuttings
Water Level (Date):

Depth (ft)	Blows per 0.5 ft.	Sample Number	Sample Depth (ft)	% Recovery	N-Value or RQD%	Headspace PID (ppm)	PID Reading (ppm)	Sample Description	Notes
								ASPHALT	
1							1.9	Gray, Angular Gravel, some fine to medium Sand, damp (FILL)	
							4.4	Brown, fine to medium Silty SAND, trace Clay, moist	
2	NA	S-1	0-4	43	NA		0.5		
3							0.1		
4							0.5		
							1.5		
5							2.0	...varved with seams of Red/Brown, Silty CLAY, little fine Sand	
							3.3	...wet	
6	NA	S-2	4-8	100	NA	18.0	18.0		
							25.9		
7						23.1	42.0		
							20.9		
8							11.3		
							9.2	Red/Gray, Silty CLAY, little fine Sand, wet	
9						16.4	12.2		
							4.5		
10	NA	S-3	8-12	100	NA		1.2		
							0.7		
11							0.0		
							0.0		
12						0.4	0.0	...little course to medium SAND, little Gravel	
								Bottom of Hole @ 12.0'	
13									
14									
15									
16									

Notes: 1) Water levels were made at the times and under conditions stated. Fluctuations of groundwater levels may occur due to seasonal factors and other conditions.
2) Stratification lines represent approximate boundaries. Transitions may be gradual.
3) PID readings are referenced to a benzene standard measured in the headspace above the sample using a MiniRae 2000 equipped with a 10.6 eV lamp.
4) NA = Not Available or Not Applicable
5) Headspace PID readings may be influenced by moisture

TEST BORING TCC-D17A

40 COMMERCIAL STREET
ROCHESTER, NEW YORK 14614-1008
(585) 454-0210
FAX (585) 454-0825

www.dayenvironmental.com

274 MADISON AVENUE, ROOM 1104
NEW YORK, NEW YORK 10165-1617
(212) 986-8645
FAX (212) 986-8657

day

DAY ENVIRONMENTAL, INC.

ENVIRONMENTAL CONSULTANTS

AN AFFILIATE OF DAY ENGINEERING, P.C.

TEST BORING TCC-D18

Project #: 4214S-09
Project Address: 2308-2310 Monroe Avenue, Brighton, NY
DAY Representative: C. Hampton
Drilling Contractor: TREC Environmental, Inc.
Sampling Method: Direct Push Geoprobe w/dual tube Sampler

Ground Elevation: --
Datum: --
Date Started: 8/31/2010
Date Ended: 8/31/2010
Borehole Depth: 12.0'
Borehole Diameter:
Completion Method: ☐ Well Installed ■ Backfilled with Grout ☐ Backfilled with Cuttings
Water Level (Date):

Depth (ft)	Blows per 0.5 ft.	Sample Number	Sample Depth (ft)	% Recovery	N-Value or RQD%	Headspace PID (ppm)	PID Reading (ppm)	Sample Description	Notes
							2.4	ASPHALT	
1							0.0	Gray, Angular Gravel, some medium to course Sand, damp (FILL)	
							0.0	Brown, Silty fine SAND, little Clay, moist	
2	NA	S-1	0-4	45	NA				
							0.0		
3							0.0	...trace CLAY	
4									
							0.0		
5							0.0	...varved with Red Silty CLAY, little fine Sand	
							0.0		
6	NA	S-2	4-8	100	NA		0.0	...wet	
							0.8		
7							2.0		
							6.6		
8						5.5	18.2		
						3.3	5.5	Red/Gray, Silty CLAY, little fine Sand, wet	
9							4.3		
							3.2		
10	NA	S-3	8-12	95	NA		1.6		
							1.9		
11							0.3		
							0.0		
12						2.2	0.0	...little medium SAND	
								Bottom of Hole @ 12.0'	
13									
14									
15									
16									

Notes: 1) Water levels were made at the times and under conditions stated. Fluctuations of groundwater levels may occur due to seasonal factors and other conditions.
2) Stratification lines represent approximate boundaries. Transitions may be gradual.
3) PID readings are referenced to a benzene standard measured in the headspace above the sample using a MiniRae 2000 equipped with a 10.6 eV lamp.
4) NA = Not Available or Not Applicable
5) Headspace PID readings may be influenced by moisture

TEST BORING TCC-D18

40 COMMERCIAL STREET
ROCHESTER, NEW YORK 14614-1008
(585) 454-0210
FAX (585) 454-0825

www.dayenvironmental.com

274 MADISON AVENUE, ROOM 1104
NEW YORK, NEW YORK 10165-1617
(212) 986-8645
FAX (212) 986-8657

day

DAY ENVIRONMENTAL, INC.

ENVIRONMENTAL CONSULTANTS

AN AFFILIATE OF DAY ENGINEERING, P.C.

TEST BORING TCC-D19

Project #: 4214S-09
Project Address: 2308-2310 Monroe Avenue, Brighton, NY
DAY Representative: C. Hampton
Drilling Contractor: TREC Environmental, Inc.
Sampling Method: Direct Push Geoprobe w/dual tube Sampler

Ground Elevation: --
Datum: --
Date Started: 8/31/2010
Date Ended: 8/31/2010
Borehole Depth: 12.0'
Borehole Diameter:
Completion Method: ☐ Well Installed ■ Backfilled with Grout ☐ Backfilled with Cuttings
Water Level (Date):

Depth (ft)	Blows per 0.5 ft.	Sample Number	Sample Depth (ft)	% Recovery	N-Value or RQD%	Headspace PID (ppm)	PID Reading (ppm)	Sample Description	Notes
							0.0	ASPHALT	
1								Gray, Angular Gravel, some medium SAND, damp (FILL)	
							0.0	Tan/Brown, silty fine SAND, little Clay, moist	
2	NA	S-1	0-4	58	NA				
							0.0		
3									
							0.0		
4									
							1.2		
							0.4	...varved with seams of Red/Brown, Silty CLAY, little fine Sand	
5							3.5		
	NA	S-2	4-8	98	NA		14.8	...wet	Chemical Type Odor @ 6.0' - 8.0'
6							179		
						3925	4257		
7							884		
							102		
8							20.8		
							39.5		
9						5.3	18.7	Red/Gray, Silty CLAY, little fine Sand, wet	
	NA	S-3	8-12	100	NA		7.0		
10							0.7		
							0.0		
11							0.0		
							0.0		
12								Bottom of Hole @ 12.0'	
13									
14									
15									
16									

Notes: 1) Water levels were made at the times and under conditions stated. Fluctuations of groundwater levels may occur due to seasonal factors and other conditions.
2) Stratification lines represent approximate boundaries. Transitions may be gradual.
3) PID readings are referenced to a benzene standard measured in the headspace above the sample using a MiniRae 2000 equipped with a 10.6 eV lamp.
4) NA = Not Available or Not Applicable
5) Headspace PID readings may be influenced by moisture

TEST BORING TCC-D19

40 COMMERCIAL STREET
ROCHESTER, NEW YORK 14614-1008
(585) 454-0210
FAX (585) 454-0825

www.dayenvironmental.com

274 MADISON AVENUE, ROOM 1104
NEW YORK, NEW YORK 10165-1617
(212) 986-8645
FAX (212) 986-8657

day

DAY ENVIRONMENTAL, INC.

ENVIRONMENTAL CONSULTANTS

AN AFFILIATE OF DAY ENGINEERING, P.C.

TEST BORING TCC-D20

Project #: 4214S-09
Project Address: 2308-2310 Monroe Avenue, Brighton, NY
DAY Representative: C. Hampton
Drilling Contractor: TREC Environmental, Inc.
Sampling Method: Direct Push Geoprobe w/dual tube Sampler

Ground Elevation: --
Datum: --
Date Started: 8/31/2010
Date Ended: 8/31/2010
Borehole Depth: 12.0'
Borehole Diameter:
Completion Method: ☐ Well Installed ■ Backfilled with Grout ☐ Backfilled with Cuttings
Water Level (Date):

Depth (ft)	Blows per 0.5 ft.	Sample Number	Sample Depth (ft)	% Recovery	N-Value or RQD%	Headspace PID (ppm)	PID Reading (ppm)	Sample Description	Notes
							4.7	ASPHALT	
1							5.9	Gray, Angular Gravel, some Gray medium Sand, damp (FILL)	
							1.7	Tan/Brown, Silty fine SAND, trace Clay, moist	
2	NA	S-1	0-4	50	NA		1.2		
3							6.2		
4							1.6		
							9.9	...varved with seams of Red/Brown CLAY, little fine Sand	
5							8.4		
							8.3		
6	NA	S-2	4-8	100	NA		26.7	...wet	
							63.7		
7							45.1		
						70.9	134		
8							78.8		
							25.0		
9						33.5	6.1		
							2.9	Red/Brown, Silty CLAY, little fine Sand, wet	
10	NA	S-3	8-12	100			0.7		
							0.0		
11							0.0		
							0.0		
12							0.0		
								Bottom of Hole @ 12.0'	
13									
14									
15									
16									

Notes: 1) Water levels were made at the times and under conditions stated. Fluctuations of groundwater levels may occur due to seasonal factors and other conditions.
2) Stratification lines represent approximate boundaries. Transitions may be gradual.
3) PID readings are referenced to a benzene standard measured in the headspace above the sample using a MiniRae 2000 equipped with a 10.6 eV lamp.
4) NA = Not Available or Not Applicable
5) Headspace PID readings may be influenced by moisture

TEST BORING TCC-D20

40 COMMERCIAL STREET
ROCHESTER, NEW YORK 14614-1008
(585) 454-0210
FAX (585) 454-0825

www.dayenvironmental.com

274 MADISON AVENUE, ROOM 1104
NEW YORK, NEW YORK 10165-1617
(212) 986-8645
FAX (212) 986-8657

day

DAY ENVIRONMENTAL, INC.

ENVIRONMENTAL CONSULTANTS

AN AFFILIATE OF DAY ENGINEERING, P.C.

TEST BORING TCC-D21

Project #: 4214S-09
Project Address: 2308-2310 Monroe Avenue, Brighton, NY
DAY Representative: C. Hampton
Drilling Contractor: TREC Environmental, Inc.
Sampling Method: Direct Push Geoprobe w/dual tube Sampler

Ground Elevation: --
Datum: --
Date Started: 8/31/2010
Date Ended: 8/31/2010
Borehole Depth: 12.0'
Borehole Diameter:
Completion Method: ☐ Well Installed ■ Backfilled with Grout ☐ Backfilled with Cuttings
Water Level (Date):

Depth (ft)	Blows per 0.5 ft.	Sample Number	Sample Depth (ft)	% Recovery	N-Value or RQD%	Headspace PID (ppm)	PID Reading (ppm)	Sample Description	Notes
							8.0	ASPHALT	
1							0.8	Gray, Angular Gravel, somoe medium Gray Sand, damp (FILL)	
								Brown/Tan, Silty fine SAND, trace Silt, moist	
2	NA	S-1	0-4	58	NA		6.6		
							3.2		
3									
							3.3		
							0.6		
4									
							16.4	...wet, varved with seams of Red Silty CLAY, little fine Sand	
5							6.3		
							20.4		
6	NA	S-2	4-8	100	NA		19.9		
							25.5		
7							13.5		
							58.2		
8						53.9	313		
							35.4		
9							37.9		
							30.t		
10	NA	S-3	8-12	98	NA		t4.5	Red/Gray, Silty CLAY, little fine Sand, wet	
							2.9		
11							0.4		
							0.0		
							0.0		
12									
								Bottom of Hole @ 12.0'	
13									
14									
15									
16									

Notes: 1) Water levels were made at the times and under conditions stated. Fluctuations of groundwater levels may occur due to seasonal factors and other conditions.
2) Stratification lines represent approximate boundaries. Transitions may be gradual.
3) PID readings are referenced to a benzene standard measured in the headspace above the sample using a MiniRae 2000 equipped with a 10.6 eV lamp.
4) NA = Not Available or Not Applicable
5) Headspace PID readings may be influenced by moisture

TEST BORING TCC-D21

40 COMMERCIAL STREET
ROCHESTER, NEW YORK 14614-1008
(585) 454-0210
FAX (585) 454-0825

www.dayenvironmental.com

274 MADISON AVENUE, ROOM 1104
NEW YORK, NEW YORK 10165-1617
(212) 986-8645
FAX (212) 986-8657

day

DAY ENVIRONMENTAL, INC.

ENVIRONMENTAL CONSULTANTS

AN AFFILIATE OF DAY ENGINEERING, P.C.

TEST BORING TCC-D22

Project #: 4214S-09
Project Address: 2308-2310 Monroe Avenue, Brighton, NY
DAY Representative: C. Hampton
Drilling Contractor: TREC Environmental, Inc.
Sampling Method: Direct Push Geoprobe w/dual tube Sampler

Ground Elevation: --
Datum: --
Date Started: 8/31/2010
Date Ended: 8/31/2010
Borehole Depth: 12.0'
Borehole Diameter:
Completion Method: ☐ Well Installed ■ Backfilled with Grout ☐ Backfilled with Cuttings
Water Level (Date):

Depth (ft)	Blows per 0.5 ft.	Sample Number	Sample Depth (ft)	% Recovery	N-Value or RQD%	Headspace PID (ppm)	PID Reading (ppm)	Sample Description	Notes
							0.0	ASPHALT	
1							0.0	Gray, Angular Gravel, some fine Sand, damp (FILL)	
							0.4		
2	NA	S-1	0-4	55	NA		0.0		
3							0.2		
4							0.8		
							7.6		
5							9.1	...wet	
							14.3		
6	NA	S-2	4-8	100	NA		15.1	...varred with seams of Red Silty CLAY, little fine Sand	
							49.8		
7							36.4		
							8220		
8						1107	>9999		**Chemical Type Odor Noted 7.5-8.5'**
							9121		
9							259		
							220		
10	NA	S-3	8-12	100	NA	31.5	40.1		
							35.0	Red/Gray, Silty CLAY, little fine Sand, wet	
11							20.4		
							5.6		
12							4.9		
								Bottom of Hole @ 12.0'	
13									
14									
15									
16									

Notes: 1) Water levels were made at the times and under conditions stated. Fluctuations of groundwater levels may occur due to seasonal factors and other conditions.
2) Stratification lines represent approximate boundaries. Transitions may be gradual.
3) PID readings are referenced to a benzene standard measured in the headspace above the sample using a MiniRae 2000 equipped with a 10.6 eV lamp.
4) NA = Not Available or Not Applicable
5) Headspace PID readings may be influenced by moisture

TEST BORING TCC-D22

40 COMMERCIAL STREET
ROCHESTER, NEW YORK 14614-1008
(585) 454-0210
FAX (585) 454-0825

www.dayenvironmental.com

274 MADISON AVENUE, ROOM 1104
NEW YORK, NEW YORK 10165-1617
(212) 986-8645
FAX (212) 986-8657

day

DAY ENVIRONMENTAL, INC.

ENVIRONMENTAL CONSULTANTS

AN AFFILIATE OF DAY ENGINEERING, P.C.

TEST BORING TCC-D23

Project #: 4214S-09
Project Address: 2308-2310 Monroe Avenue, Brighton, NY
DAY Representative: C. Hampton
Drilling Contractor: TREC Environmental, Inc.
Sampling Method: Direct Push Geoprobe w/dual tube Sampler

Ground Elevation: --
Datum: --
Date Started: 8/31/2010
Date Ended: 8/31/2010
Borehole Depth: 12.0'
Borehole Diameter:
Completion Method: ☐ Well Installed ☐ Backfilled with Grout ☐ Backfilled with Cuttings
Water Level (Date):

Depth (ft)	Blows per 0.5 ft.	Sample Number	Sample Depth (ft)	% Recovery	N-Value or RQD%	Headspace PID (ppm)	PID Reading (ppm)	Sample Description	Notes
							2.4	ASPHALT	
1							2.0	Gray, Angular Gravel, some medium Sand, damp (FILL)	
2	NA	S-1	0-4	48	NA		2.2	Tan, Silty fine SAND, little Silt, moist	
3							3.8		
4							5.6		
5							3.2		
							13.0	...wet, varved with seams of Red/Brown, Silty Clay, little fine Sand	
6	NA	S-2	4-8	100	NA		10.2		
							37.2		
7							42.8		
							59.6		
8						49.1	124		
							66.2		
9							44.8		
							41.4		
10	NA	S-3	8-12	100	NA		14.1	Red/Gray, Silty Clay, wet	
							7.2		
11							1.4		
							0.0		
12							0.0		
								Bottom of Hole @ 12.0'	
13									
14									
15									
16									

Notes: 1) Water levels were made at the times and under conditions stated. Fluctuations of groundwater levels may occur due to seasonal factors and other conditions.
2) Stratification lines represent approximate boundaries. Transitions may be gradual.
3) PID readings are referenced to a benzene standard measured in the headspace above the sample using a MiniRae 2000 equipped with a 10.6 eV lamp.
4) NA = Not Available or Not Applicable
5) Headspace PID readings may be influenced by moisture

TEST BORING TCC-D23

40 COMMERCIAL STREET
ROCHESTER, NEW YORK 14614-1008
(585) 454-0210
FAX (585) 454-0825

www.dayenvironmental.com

274 MADISON AVENUE, ROOM 1104
NEW YORK, NEW YORK 10165-1617
(212) 986-8645
FAX (212) 986-8657

day

DAY ENVIRONMENTAL, INC.

ENVIRONMENTAL CONSULTANTS

AN AFFILIATE OF DAY ENGINEERING, P.C.

TEST BORING TCC-D24

Project #: 4214S-09
Project Address: 2308-2310 Monroe Avenue, Brighton, NY
DAY Representative: C. Hampton
Drilling Contractor: TREC Environmental, Inc.
Sampling Method: Direct Push Geoprobe w/dual tube Sampler

Ground Elevation: --
Datum: --
Date Started: 8/31/2010
Date Ended: 8/31/2010
Borehole Depth: 8.0'
Borehole Diameter:
Completion Method: ☐ Well Installed ■ Backfilled with Grout ☐ Backfilled with Cuttings
Water Level (Date):

Depth (ft)	Blows per 0.5 ft.	Sample Number	Sample Depth (ft)	% Recovery	N-Value or RQD%	Headspace PID (ppm)	PID Reading (ppm)	Sample Description	Notes
							0.1	ASPHALT	
1								Gray, Angular Gravel, some medium Gray Sand, damp (FILL)	
							0.0	Brown, Sandy SILT, little Gravel, moist	
2	NA	S-1	0-4	43	NA				
							0.0	...dark Brown	
3									
							0.3		
4									
							3.0		
5								Brown, Silty fine SAND, some Clay, moist	
							2.5		
6	NA	S-2	4-8	25	NA				
							23.8		
7									
							0.3		
8								Abandoned Hole @ 8.0'	
9									
10									
11									
12									
13									
14									
15									
16									

Notes: 1) Water levels were made at the times and under conditions stated. Fluctuations of groundwater levels may occur due to seasonal factors and other conditions.
2) Stratification lines represent approximate boundaries. Transitions may be gradual.
3) PID readings are referenced to a benzene standard measured in the headspace above the sample using a MiniRae 2000 equipped with a 10.6 eV lamp.
4) NA = Not Available or Not Applicable
5) Headspace PID readings may be influenced by moisture

TEST BORING TCC-D24

40 COMMERCIAL STREET
ROCHESTER, NEW YORK 14614-1008
(585) 454-0210
FAX (585) 454-0825

www.dayenvironmental.com

274 MADISON AVENUE, ROOM 1104
NEW YORK, NEW YORK 10165-1617
(212) 986-8645
FAX (212) 986-8657

day

DAY ENVIRONMENTAL, INC.

ENVIRONMENTAL CONSULTANTS

AN AFFILIATE OF DAY ENGINEERING, P.C.

TEST BORING TCC-D24A

Project #: 4214S-09
Project Address: 2308-2310 Monroe Avenue, Brighton, NY
DAY Representative: C. Hampton
Drilling Contractor: TREC Environmental, Inc.
Sampling Method: Direct Push Geoprobe w/dual tube Sampler

Ground Elevation: --
Datum: --
Date Started: 8/31/2010
Date Ended: 8/31/2010
Borehole Depth: 12.0'
Borehole Diameter:
Completion Method: ☐ Well Installed ■ Backfilled with Grout ☐ Backfilled with Cuttings
Water Level (Date):

Depth (ft)	Blows per 0.5 ft.	Sample Number	Sample Depth (ft)	% Recovery	N-Value or RQD%	Headspace PID (ppm)	PID Reading (ppm)	Sample Description	Notes
							0.0	ASPHALT	
1							0.6	Gray, Angular Gravel, some medium Gray Sand, damp (FILL)	
								Brown, Sandy SILT, little Gravel, moist	
2	NA	S-1	0-4	33	NA		0.0		
							1.5		
3								...dark Brown	
							0.9	Tan/Brown, Silty fine SAND, little Clay, moist	
4							1.3		
							3.6		
5							6.5		
							12.3	...wet	
6	NA	S-2	4-8	93	NA		20.1	...varved with seams of Red/Brown, Silty CLAY, little fine Sand	
							66.2		
7						70.1	82.9		chemical type odor @ 7.0' - 8.0'
						1227	6695		
							2181		
8							764		
9							63.5		
							82.6		
10	NA	S-3	8-12	100	NA		25.6		
							12.2	Red/Gray, Silty CLAY, little fine Sand, wet	
11							8.3		
							2.8		
12							2.0		
								Bottom of Hole @ 12.0'	
13									
14									
15									
16									

Notes: 1) Water levels were made at the times and under conditions stated. Fluctuations of groundwater levels may occur due to seasonal factors and other conditions.
2) Stratification lines represent approximate boundaries. Transitions may be gradual.
3) PID readings are referenced to a benzene standard measured in the headspace above the sample using a MiniRae 2000 equipped with a 10.6 eV lamp.
4) NA = Not Available or Not Applicable
5) Headspace PID readings may be influenced by moisture

TEST BORING TCC-D24A

40 COMMERCIAL STREET
ROCHESTER, NEW YORK 14614-1008
(585) 454-0210
FAX (585) 454-0825

www.dayenvironmental.com

274 MADISON AVENUE, ROOM 1104
NEW YORK, NEW YORK 10165-1617
(212) 986-8645
FAX (212) 986-8657

day

DAY ENVIRONMENTAL, INC.

ENVIRONMENTAL CONSULTANTS

AN AFFILIATE OF DAY ENGINEERING, P.C.

TEST BORING TB-01

Project #: 4042S--08
Project Address: 2308 Monroe Avenue, Rochester, NY
DAY Representative: C. Hampton
Drilling Contractor: TREC Environmental
Sampling Method: Direct Push Geoprobe

Ground Elevation:
Datum:
Date Started: 5/14/2009
Date Ended: 5/14/2009
Borehole Depth: 16.0'
Borehole Diameter: 2"
Completion Method: ☐ Well Installed ■ Backfilled with Bentonite ☐ Backfilled with Cuttings
Water Level (Date):

Depth (ft)	Blows per 0.5 ft.	Sample Number	Sample Depth (ft)	% Recovery	N-Value or RQD%	Headspace PID (ppm)	PID Reading (ppm)	Sample Description	Notes
								ASPHALT	
1							0.0	Gray-Brown, Silty fine Sand, trace Gravel, moist (FILL)	
2	NA	S-1	0-4	50	NA	16.8	0.0		
3									
4							2.8		
							1961		
5								Tan, Silty fine SAND, moist	Black staining 4' - 5'
							1835		
6	NA	S-2	4-8	100	NA	538	36.4		
7							17.0		
8							11.1	...gray, wet	
9							66.2	Gray Silty CLAY, wet	
10	NA	S-3	8-12	100	NA	29.7	23.6		
11							43.0		
12								Red/Gray, SILT, some fine Sand, little Gravel, wet	
13									
14	NA	S-4	12-16	70	NA	199	35.5		
15							14.0		
								Angular medium GRAVEL, little Silt, little Sand, wet	
16							5.1		
								Bottom of hole @ 16.0'	

Notes: 1) Water levels were made at the times and under conditions stated. Fluctuations of groundwater levels may occur due to seasonal factors and other conditions.
2) Stratification lines represent approximate boundaries. Transitions may be gradual.
3) PID readings are referenced to a benzene standard measured in the headspace above the sample using a MiniRae 2000 equipped with a ±0.6 eV lamp.
4) NA = Not Available or Not Applicable
5) Headspace PID readings may be influenced by moisture

TEST BORING TB-01

40 COMMERCIAL STREET
ROCHESTER, NEW YORK 14614-1008
(585) 454-0210
FAX (585) 454-0825

www.dayenvironmental.com

NEW YORK, NEW YORK 10165-1617
(212) 986-8645
FAX (212) 986-8657

day

DAY ENVIRONMENTAL, INC.

ENVIRONMENTAL CONSULTANTS

AN AFFILIATE OF DAY ENGINEERING, P.C.

TEST BORING TB-02

Project #: 4042S--08
Project Address: 2308 Monroe Avenue, Rochester, NY
DAY Representative: C. Hampton
Drilling Contractor: TREC Environmental
Sampling Method: Direct Push Geoprobe

Ground Elevation: _____ Datum: _____
Date Started: 5/14/2009 Date Ended: 5/14/2009
Borehole Depth: 13.0' Borehole Diameter: 2"
Completion Method: ☐ Well Installed ■ Backfilled with Bentonite ☐ Backfilled with Cuttings
Water Level (Date): _____

Depth (ft)	Blows per 0.5 ft.	Sample Number	Sample Depth (ft)	% Recovery	N-Value or RQD%	Headspace PID (ppm)	PID Reading (ppm)	Sample Description	Notes
								TOPSOIL	
1							0.0	Red/Brown, fine Sand, little Silt, trace Gravel, damp (FILL)	
2	NA	S-1	0-4	75	NA	5.5	0.0		
3							0.0		
4							0.0		
5							7.0	Red/Brown, Silty fine SAND, moist	
6	NA	S-2	4-8	100	NA	4.0	17.2		
7							6.2		
8							8.2		
9							5.9	Gray, Silty CLAY, wet	
10	NA	S-3	8-12	100	NA	0.0	1.2		
11							0.0		
12							0.0		
13	NA	S-4	12-13	0	NA	NA	NA	No recovery	
14								Bottom of hole @ 13.0'	
15									
16									

Notes: 1) Water levels were made at the times and under conditions stated. Fluctuations of groundwater levels may occur due to seasonal factors and other conditions.
2) Stratification lines represent approximate boundaries. Transitions may be gradual.
3) PID readings are referenced to a benzene standard measured in the headspace above the sample using a MiniRae 2000 equipped with a 10.6 eV lamp.
4) NA = Not Available or Not Applicable
5) Headspace PID readings may be influenced by moisture

TEST BORING TB-02

40 COMMERCIAL STREET
ROCHESTER, NEW YORK 14614-1008
(585) 454-0210
FAX (585) 454-0825

www.dayenvironmental.com

NEW YORK, NEW YORK 10165-1617
(212) 986-8645
FAX (212) 986-8657

day

DAY ENVIRONMENTAL, INC.

ENVIRONMENTAL CONSULTANTS

AN AFFILIATE OF DAY ENGINEERING, P.C.

TEST BORING TB-03

Project #: 4042S--08
Project Address: 2308 Monroe Avenue, Rochester, NY
DAY Representative: C. Hampton
Drilling Contractor: TREC Environmental
Sampling Method: Direct Push Geoprobe

Ground Elevation: ____ Datum: ____
Date Started: 5/14/2009 Date Ended: 5/14/2009
Borehole Depth: 14.0' Borehole Diameter: 2"
Completion Method: ☐ Well Installed ■ Backfilled with Bentonite ☐ Backfilled with Cuttings
Water Level (Date): ____

Depth (ft)	Blows per 0.5 ft.	Sample Number	Sample Depth (ft)	% Recovery	N-Value or RQD%	Headspace PID (ppm)	PID Reading (ppm)	Sample Description	Notes
								TOPSOIL	
1							0.0	Red/Brown, Silty fine Sand, little Gravel, damp (FILL)	
2	NA	S-1	0-4	60	NA	1.2	0.0		
3							0.0		
4							0.0	Red/Brown, Silty fine SAND, moist	
5							0.0		
6	NA	S-2	4-8	100	NA	3.1	2.4		
7							3.3		
8							1.8		
9							1.0		
10	NA	S-3	8-12	100	NA	0.3	0.0	Gray, Silty CLAY, wet	
11							0.0		
12							0.0		
13	NA	S-4	12-14	100	NA	3.2	0.0	Gray, Silty CLAY, with Gravel, wet	
14							0.0		
15								Bottom of Hole @ 14.0'	
16									

Notes: 1) Water levels were made at the times and under conditions stated. Fluctuations of groundwater levels may occur due to seasonal factors and other conditions.
2) Stratification lines represent approximate boundaries. Transitions may be gradual.
3) PID readings are referenced to a benzene standard measured in the headspace above the sample using a MiniRae 2000 equipped with a 10.6 eV lamp.
4) NA = Not Available or Not Applicable
5) Headspace PID readings may be influenced by moisture

TEST BORING TB-03

40 COMMERCIAL STREET
ROCHESTER, NEW YORK 14614-1008
(585) 454-0210
FAX (585) 454-0825

www.dayenvironmental.com

NEW YORK, NEW YORK 10165-1617
(212) 986-8645
FAX (212) 986-8657

day

DAY ENVIRONMENTAL, INC.

ENVIRONMENTAL CONSULTANTS

AN AFFILIATE OF DAY ENGINEERING, P.C.

TEST BORING TB-04 (MW-1)

Project #: 4042S--08
Project Address: 2308 Monroe Avenue, Rochester, NY
DAY Representative: C. Hampton
Drilling Contractor: TREC Environmental
Sampling Method: Direct Push Geoprobe

Ground Elevation: _____ Datum: _____
Date Started: 5/14/2009 Date Ended: 5/14/2009
Borehole Depth: 12.0' Borehole Diameter: _____
Completion Method: ■ Well Installed ☐ Backfilled with Bentonite ☐ Backfilled with Cuttings
Water Level (Date): 5.44' (TOC) 5-14-09

Depth (ft)	Blows per 0.5 ft.	Sample Number	Sample Depth (ft)	% Recovery	N-Value or RQD%	Headspace PID (ppm)	PID Reading (ppm)	Sample Description	Notes
								ASPHALT	
1							0.0	Red/Brown, Silty fine SAND	
2	NA	S-1	0-4	65	NA	1.3	0.0		
3							0.0		
4							0.0		
5							0.6		
6	NA	S-2	4-8	95	NA	15.9	1.9		
7							18.2		
8							49.7		
9							14.6		
10	NA	S-3	8-12	95	NA	21.0	2.8		
								Gray, Silty CLAY, wet	
11							0.0		
12							0.0		
								Bottom of Hole @ 12.0'	
13									
14									
15									
16									

Notes: 1) Water levels were made at the times and under conditions stated. Fluctuations of groundwater levels may occur due to seasonal factors and other conditions.
2) Stratification lines represent approximate boundaries. Transitions may be gradual.
3) PID readings are referenced to a benzene standard measured in the headspace above the sample using a MiniRae 2000 equipped with a 10.6 eV lamp.
4) NA = Not Available or Not Applicable
5) Headspace PID readings may be influenced by moisture

TEST BORING TB-04 (MW-1)

40 COMMERCIAL STREET
ROCHESTER, NEW YORK 14614-1008
(585) 454-0210
FAX (585) 454-0825

www.dayenvironmental.com

NEW YORK, NEW YORK 10165-1617
(212) 986-8645
FAX (212) 986-8657

day

DAY ENVIRONMENTAL, INC.

ENVIRONMENTAL CONSULTANTS

AN AFFILIATE OF DAY ENGINEERING, P.C.

TEST BORING TB-05

Project #: 4042S--08
Project Address: 2308 Monroe Avenue, Rochester, NY
DAY Representative: C. Hampton
Drilling Contractor: TREC Environmental
Sampling Method: Direct Push Geoprobe

Ground Elevation: ____ Datum: ____
Date Started: 5/14/2009 Date Ended: 5/14/2009
Borehole Depth: 16.0' Borehole Diameter: ____
Completion Method: ☐ Well Installed ■ Backfilled with Bentonite ☐ Backfilled with Cuttings
Water Level (Date): ____

Depth (ft)	Blows per 0.5 ft.	Sample Number	Sample Depth (ft)	% Recovery	N-Value or RQD%	Headspace PID (ppm)	PID Reading (ppm)	Sample Description	Notes
								ASPHALT	
1	NA	S-1	0-4	45	NA	2.5	0.0	Brown, medium Sand and Gravel (FILL)	
2									
3							0.0		
4							1.2		
5	NA	S-2	4-8	70	NA	0.5	0.0	Brown, Silty fine SAND, damp	
6							0.0		
7							0.0		
8							0.0		
9	NA	S-3	8-12	60	NA	0.5	0.0		
10							0.0		
11							0.0		
12							0.0	Gray, Silty CLAY, wet	
13	NA	S-4	12-16	100	NA	0.4	0.0	Brown, Silty fine SAND, little Gravel, little Clay, wet	
14							0.0		
15							0.0	Gray, medium/fine SAND, little Silt, little Clay, wet	
16							0.0		
								Bottom of Hole @ 16.0'	

Notes: 1) Water levels were made at the times and under conditions stated. Fluctuations of groundwater levels may occur due to seasonal factors and other conditions.
2) Stratification lines represent approximate boundaries. Transitions may be gradual.
3) PID readings are referenced to a benzene standard measured in the headspace above the sample using a MiniRae 2000 equipped with a 10.6 eV lamp.
4) NA = Not Available or Not Applicable
5) Headspace PID readings may be influenced by moisture

TEST BORING TB-05

40 COMMERCIAL STREET
ROCHESTER, NEW YORK 14614-1008
(585) 454-0210
FAX (585) 454-0825

NEW YORK, NEW YORK 10165-1617
(212) 986-8645
FAX (212) 986-8657

www.dayenvironmental.com

day

DAY ENVIRONMENTAL, INC.

ENVIRONMENTAL CONSULTANTS

AN AFFILIATE OF DAY ENGINEERING, P.C.

TEST BORING TB-06

Project #: 4042S--08
Project Address: 2308 Monroe Avenue, Rochester, NY
DAY Representative: C. Hampton
Drilling Contractor: TREC Environmental
Sampling Method: Direct Push Geoprobe

Ground Elevation: ____ Datum: ____
Date Started: 5/14/2009 Date Ended: 5/14/2009
Borehole Depth: 12.0' Borehole Diameter: ____
Completion Method: ☐ Well Installed ■ Backfilled with Bentonite ☐ Backfilled with Cuttings
Water Level (Date): ____

Depth (ft)	Blows per 0.5 ft.	Sample Number	Sample Depth (ft)	% Recovery	N-Value or RQD%	Headspace PID (ppm)	PID Reading (ppm)	Sample Description	Notes
1	NA	S-1	0-4	50	NA	0.0	0.1	Red/Brown, Silty fine Sand, some Gravel, damp (FILL)	
2							0.2		
3							0.2		
4									
5	NA	S-2	4-8	80	NA	0.3	0.0	Brown/Tan, Silty fine SAND, wet	
6							0.0		
7							0.0		
8							0.0		
9	NA	S-3	8-12	75	NA	0.8	0.0		
10							0.0	Gray, Sandy SILT, wet	
11							0.0		
12							0.0		
13								Bottom of Hole @ 12.0'	
14									
15									
16									

Notes: 1) Water levels were made at the times and under conditions stated. Fluctuations of groundwater levels may occur due to seasonal factors and other conditions.
2) Stratification lines represent approximate boundaries. Transitions may be gradual.
3) PID readings are referenced to a benzene standard measured in the headspace above the sample using a MiniRae 2000 equipped with a 10.6 eV lamp.
4) NA = Not Available or Not Applicable
5) Headspace PID readings may be influenced by moisture

TEST BORING TB-06

40 COMMERCIAL STREET
ROCHESTER, NEW YORK 14614-1008
(585) 454-0210
FAX (585) 454-0825

www.dayenvironmental.com

NEW YORK, NEW YORK 10165-1617
(212) 986-8645
FAX (212) 986-8657

day

DAY ENVIRONMENTAL, INC.

ENVIRONMENTAL CONSULTANTS

AN AFFILIATE OF DAY ENGINEERING, P.C.

TEST BORING TB-07

Project #: 4042S--08
Project Address: 2308 Monroe Avenue, Rochester, NY
DAY Representative: C. Hampton
Drilling Contractor: TREC Environmental
Sampling Method: Direct Push Geoprobe

Ground Elevation:
Datum:
Date Started: 5/14/2009
Date Ended: 5/14/2009
Borehole Depth: 16.0'
Borehole Diameter:
Completion Method: ☐ Well Installed ■ Backfilled with Bentonite ☐ Backfilled with Cuttings
Water Level (Date):

Depth (ft)	Blows per 0.5 ft.	Sample Number	Sample Depth (ft)	% Recovery	N-Value or RQD%	Headspace PID (ppm)	PID Reading (ppm)	Sample Description	Notes
								TOPSOIL	
1								Red/Brown, Silty fine Sand, little Gravel, damp (FILL)	
2	NA	S-1	0-4	65	NA	1.2	0.0		
3							0.0		
4							0.0		
								Red/Brown, Silty fine SAND, wet	
5							6.9		
6	NA	S-2	4-8	100	NA	18.4	36.8		
7							9.1		
8							15.3		
9							13.2		
10	NA	S-3	8-12	100	NA	3.9	0.0		
								Gray, Silty CLAY, wet	
11							0.0		
12							0.0		
13									
14	NA	S-4	12-16	50	NA	2.0	0.0		
								Silty GRAVEL, some Clay, wet	
15							0.0		
16							0.0		
								Bottom of Hole @ 16.0'	

Notes: 1) Water levels were made at the times and under conditions stated. Fluctuations of groundwater levels may occur due to seasonal factors and other conditions.
2) Stratification lines represent approximate boundaries. Transitions may be gradual.
3) PID readings are referenced to a benzene standard measured in the headspace above the sample using a MiniRae 2000 equipped with a 10.6 eV lamp.
4) NA = Not Available or Not Applicable
5) Headspace PID readings may be influenced by moisture

TEST BORING TB-07

40 COMMERCIAL STREET
ROCHESTER, NEW YORK 14614-1008
(585) 454-0210
FAX (585) 454-0825

www.dayenvironmental.com

NEW YORK, NEW YORK 10165-1617
(212) 986-8645
FAX (212) 986-8657

day

DAY ENVIRONMENTAL, INC.

ENVIRONMENTAL CONSULTANTS

AN AFFILIATE OF DAY ENGINEERING, P.C.

TEST BORING TB-08 (MW-2)

Project #: 4042S--08
Project Address: 2308 Monroe Avenue, Rochester, NY
DAY Representative: C. Hampton
Drilling Contractor: TREC Environmental
Sampling Method: Direct Push Geoprobe

Ground Elevation: ____ Datum: ____
Date Started: 5/14/2009 Date Ended: 5/14/2009
Borehole Depth: 12.0' Borehole Diameter: ____
Completion Method: ■ Well Installed ☐ Backfilled with Bentonite ☐ Backfilled with Cuttings
Water Level (Date): 3.44 (TOC) 5-14-09

Depth (ft)	Blows per 0.5 ft.	Sample Number	Sample Depth (ft)	% Recovery	N-Value or RQD%	Headspace PID (ppm)	PID Reading (ppm)	Sample Description	Notes
								ASPHALT	
1								Brown/Red, Silty fine SAND, damp	
2	NA	S-t	0-4	60	NA	1.3	0.0		
3							0.0	...moist	
4							0.0		
5							18.7	...wet	
6	NA	S-2	4-8	t00	NA	51.5	91.8		
7							140		
8							15.2		
9							20.4	Gray, Silty CLAY, wet	
10	NA	S-3	8-12	100	NA	135	3.7		
11							0.0		
12								Bottom of Hole @ 12.0'	
13									
14									
15									
16									

Notes: 1) Water levels were made at the times and under conditions stated. Fluctuations of groundwater levels may occur due to seasonal factors and other conditions.
2) Stratification lines represent approximate boundaries. Transitions may be gradual.
3) PID readings are referenced to a benzene standard measured in the headspace above the sample using a MiniRae 2000 equipped with a 10.6 eV lamp.
4) NA = Not Available or Not Applicable
5) Headspace PID readings may be influenced by moisture

TEST BORING TB-08 (MW-2)

40 COMMERCIAL STREET
ROCHESTER, NEW YORK 14614-1008
(585) 454-0210
FAX (585) 454-0825

www.dayenvironmental.com

NEW YORK, NEW YORK 10165-1617
(212) 986-8645
FAX (212) 986-8657

day

DAY ENVIRONMENTAL, INC.

ENVIRONMENTAL CONSULTANTS

AN AFFILIATE OF DAY ENGINEERING, P.C.

TEST BORING TB-09 (MW-3)

Project #: 4042S--08
Project Address: 2308 Monroe Avenue, Rochester, NY
DAY Representative: C. Hampton
Drilling Contractor: TREC Environmental
Sampling Method: Direct Push Geoprobe

Ground Elevation:
Datum:
Date Started: 5/14/2009
Date Ended: 5/14/2009
Borehole Depth: 12.0'
Borehole Diameter:
Completion Method: ■ Well Installed ☐ Backfilled with Bentonite ☐ Backfilled with Cuttings
Water Level (Date): 6.45 (TOC) 5-14-09

Depth (ft)	Blows per 0.5 ft.	Sample Number	Sample Depth (ft)	% Recovery	N-Value or RQD%	Headspace PID (ppm)	PID Reading (ppm)	Sample Description	Notes
1	NA	S-1	0-4	50	NA	5.0	0.0	Brown, Silty fine Sand, little Gravel, damp (FILL)	
2							0.0		
3							10.1		
4							0.0		
5	NA	S-2	4-8	75	NA	2.3	0.0	Red/Brown, Silty fine SAND, moist ...wet	
6							0.0		
7							0.0		
8							1.5		
9	NA	S-3	8-12	90	NA	NA	0.0	Gray, Silty CLAY, wet	
10							1.1		
11							0.0		
12								Bottom of Hole @ 12.0'	
13									
14									
15									
16									

Notes: 1) Water levels were made at the times and under conditions stated. Fluctuations of groundwater levels may occur due to seasonal factors and other conditions.
2) Stratification lines represent approximate boundaries. Transitions may be gradual.
3) PID readings are referenced to a benzene standard measured in the headspace above the sample using a MiniRae 2000 equipped with a 10.6 eV lamp.
4) NA = Not Available or Not Applicable
5) Headspace PID readings may be influenced by moisture

TEST BORING TB-09 (MW-3)

40 COMMERCIAL STREET
ROCHESTER, NEW YORK 14614-1008
(585) 454-0210
FAX (585) 454-0825

www.dayenvironmental.com

NEW YORK, NEW YORK 10165-1617
(212) 986-8645
FAX (212) 986-8657

day

DAY ENVIRONMENTAL, INC.

ENVIRONMENTAL CONSULTANTS

AN AFFILIATE OF DAY ENGINEERING, P.C.

TEST BORING TB-10

Project #: 4042S--08
Project Address: 2308 Monroe Avenue, Rochester, NY
DAY Representative: C. Hampton
Drilling Contractor: TREC Environmental
Sampling Method: Direct Push Geoprobe

Ground Elevation: ____ Datum: ____
Date Started: 5/14/2009 Date Ended: 5/14/2009
Borehole Depth: 16.0' Borehole Diameter: ____
Completion Method: ☐ Well Installed ■ Backfilled with Bentonite ☐ Backfilled with Cuttings
Water Level (Date): ____

Depth (ft)	Blows per 0.5 ft.	Sample Number	Sample Depth (ft)	% Recovery	N-Value or RQD%	Headspace PID (ppm)	PID Reading (ppm)	Sample Description	Notes
								ASPHALT	
1								Red/Brown, Silty fine SAND, damp	
2	NA	S-1	0-4	50	NA	22.4	0.0		
3							5.2		
								...moist	
4							4.0		
5							8.0	...wet	
6	NA	S-2	4-8	100	NA	420	45.5		
7							1780		
8							2049		
9							11.3		
10	NA	S-3	8-12	100	NA	58.0	23.8	Gray, Silty CLAY, wet	
11							2.8		
12									
13							0.6		
14	NA	S-4	12-16	40	NA	7.1	0.0	Gray, coarse SAND with Gravel, little Sand, little Silt, wet	
15							0.0		
16							0.0		
								Bottom of Hole @ 16.0'	

Notes: 1) Water levels were made at the times and under conditions stated. Fluctuations of groundwater levels may occur due to seasonal factors and other conditions.
2) Stratification lines represent approximate boundaries. Transitions may be gradual.
3) PID readings are referenced to a benzene standard measured in the headspace above the sample using a MiniRae 2000 equipped with a 10.6 eV lamp.
4) NA = Not Available or Not Applicable
5) Headspace PID readings may be influenced by moisture

TEST BORING TB-10

40 COMMERCIAL STREET
ROCHESTER, NEW YORK 14614-1008
(585) 454-0210
FAX (585) 454-0825

www.dayenvironmental.com

NEW YORK, NEW YORK 10165-1617
(212) 986-8645
FAX (212) 986-8657

Projects (continued)

1/28/08 ~30°F CLOUDY

1020 ON SITE AT TOWN + COUNTRY
W/ AZTECH

#828149 - GP1 - SS 01 1100
0-5 ft. CLAY 3-10'
WATER ~6 ft
* 5-10 ft 1100 → VOCS 8260
SCREENED W/ OVM -
0 PPM

#828149 - GP1 - GW 01
TEMPORARY POINT
5' screen / 5' Riser -
Sand 1' Above screen

Soil Vapor Point
GP1 - SV01
Drive Point to 5'
Set screen

#828149 - GP2 - SS 01
1212
0-5 ft. CLAY
OVM: 0PPM

1/28/08

TWO EXISTING 1" PIEZOMETERS
DTW 7.08'
WILL SAMPLE THESE INSTEAD
OF INSTALLING PERMANENT WELLS
GW 1 AND GW 2

Both Samples on GW1 taken @ 1230
GW2 1240

SOIL SAMPLE
828149 - GP3 - SS01 1400
0-5ft. CLAY OVM 0 PPM

GW SAMPLE
828149 - GP3 - GW01 1415
INSTALLED 10'

SOIL VAPOR POINT
828149 - GP3 - SV01
INSTALLED 1430

SOIL - GP3 5-10' OVM 0 PPM
(not sampled) 1422

828149 - GP4 - SS01 1500
0-5ft. OVM 0.00
SAND + CLAY
5-10 ft. OVM 0.00 (not sampled)

INSTALL 828149 - GP4 - GW01 1520
10'

1/28/08

828149 - GP5 - SS01 1550
0-5' SAND + CLAY OVM 0.00PPM

828149 - GP5 - GW01 INSTALLED 1600
15'

1/28/08
0725 ON SITE @ TOWN + COUNTRY

0740 HELIUM TESTING GP4 - SV01
0PPM
OVM 0PPM
CANISTER # 419
2 HR REGULATOR # 296
SAMPLE # 828149 - GP4 - SV1
START: 0753
START VACUUM 28
END: 0938
END VAC: 4

SAMPLE # 828149 - GP5 - SV1
START: 0802
END: 0948
START VACUUM: 30
END VAC: 3.5
CANISTER # 78
2 HR. REGULATOR # 147

828149 - GP3 - SV1
START: 0805
END: 0950
VACUUM 29 END VAC: 4
CANISTER # 84
2 HR REGULATOR # 136
OVM 0 PPM

1/29/08

828149-GP1-SV1
OVM 20.2 PPM at 0805

CANISTER # 90
2HR. REGULATOR # 372
START 0812
END 0953
START VACUUM: 28.5
END VAC: 4

1000 IN FRONT OF 32 ELWELL DR.
SOIL SAMPLE
~~828149-GP6-SS01~~ 1010
0-5' OVM 0PPM
5-10 wet - OVM 0PPM
set well at 11'-5 screen
5' riser - Temporary Point
set SV Point at 4'

Sample 2 Existing wells
upgradient of Town & Country

GW 2055 Corner of orchard &
Irvin.
DTW - 7'
DTB - 14.6'

purge w/4 bailer
Sample 2 VOAs 0930
828149-GW2055-01

GW 2045-01 - on Elmore St
Between House 185 & 167
DTW - 6.80'
DTB - 15.75'
Purge w/4 Bailer
Sample 2 VOAs 0955 ~~0940~~
828149-GW2045-01

1105 AT #105 MONROE PKWY
SET WELL AT 11' GP-7
~~SAMPLE 2 VOA'S~~
~~828149 GP 7 GW 1~~

1122 AT # 83 MONROE PKWY
PERMANENT WELL 10' (HIT ROCK - & GLACIAL TILL?)
SOIL VAPOR SAMPLE 5' SCREEN
828149-GP8-SV01 INSTALL AT
-GP8-SS1 0-5' @ 11:45
no result 0 ppm VOC

1/29/08

1250 INSTALLING TEMP WELL @
43 MONROE PKWY
10' DEEP
828149-GP9

828149 GP100 - duplicate at GP 10 soil sample

828149 - GP1 5.36' DTW
AT 1300
SAMPLE 2 VOAS 828149-GP1-GW1 1305

DTW 3.41' 828149-GP2 at 1310
SAMPLE 2 VOAS 828149-GP2-GW1 at 1315
duplicate: ~~828149-GP2-GW10 at 1320~~
~~SAMPLE 2 VOAS~~

828149-GP3 DTW 5.85' at 1330
SAMPLE 2 VOAS 828149-GP3-GW1 1335

828149-GP4-
6.50 DTW at 1341
SAMPLE 2 VOAS at 1345
828149-GP4-GW1

1/29/08

828149-GP5 DTW: 8.10' at 1348
SAMPLE 2 VOAS at 1350
828149-GP5-GW1

828149-GP6 DTW: 8.35' at 1410
SAMPLE TOMORROW

828149-GP10-SS1 duplicate at 1325
(2) Soil samples, one labeled 100 → 0-5'
drilled groundwater to 10 ft
Samples taken at 1315 -
no result on VOC meter → 0 ppm

828149-GP11 GP110-SS1 ← duplicate at 1355
(2) Soil Samples, one labelled 110
0-5 ft taken at 1345
groundwater well depth = 10'
no result on VOC meter 0 ppm
put soil vapor well at 4' because
soil @ 5' looked wet

828149-GP12-SS1 @ 1505
SOIL SAMPLE 0-5' SANDY w/SOME CLAY
(5-10' CLAY)

INSTALL TEMPORARY WELL @ 1525
DEPTH: 14'

1/30/08 20° WINDY

0725 AT 32 ELWELL DR.
SOIL VAPOR HELIUM TESTING
AND INSTALLING SV01
WILL DO A DUPLICATE HERE

828149-GP6-SV1
828149-GP6-SV100 DUPLICATE

SV100 (DUPLICATE)
CANISTER #: 415
REGULATOR #: (400 - [redacted]
START: 0745
VAC START: 27
STOP: 0920
VAC STOP: 1

SV1 ([redacted])
CANISTER #: 463
REGULATOR #: (79 - FAULTY) - NEW # 78
START: 0745
START VAC: 27
END: 0920
END VAC: 4

1/30/08
HELIUM TEST 0 PPM } AT GP6
OVM 0 PPM

828149 - GP8 - SV1
canister # 412 OVM 0 PPM
regulator #63 0758

START: 0800
START VAC: 29
END: 0950
END VAC: 4

828149-GP11-SV1 OVM 0.00 PPM
CANISTER # 422 0810
REGULATOR # 175

START: 0815
START VAC: 28
END: 0955
END VAC: 3

828149-GP7-GW1
SAMPLED 2 VOAS AT 0925

828149-GP6-GW1
SAMPLED 2 VOAS AT 1015

1/30/08

828149-GP8-GW1
PERMANENT WELL
~~2 VOAS SAMPLED AT 1036~~
CAP WAS STUCK ON WELL - HAD
TO PULL IT UP A FEW INCHES TO
GET IT OFF
- WELL DRY - WILL CHECK AGAIN
LATER.

828149-GP9-GW1
2 VOAS SAMPLED AT 1045

828149-GP10-GW1
2 VOAS SAMPLED AT 1055
PERMANENT WELL

828149-GP11-GW1
2 VOAS SAMPLED AT 1110

828149-GP12-GW1
2 VOAS SAMPLED AT 1125

1135 CHECKED WATER LEVEL IN
GP8 AGAIN - STILL DRY.

01/30/08

APPENDIX B

ANALYTICAL LABORATORY REPORTS AND CHAIN OF CUSTODY DOCUMENTATION

Appendix B

LABORATORY REPORTS AND CHAIN OF CUSTODY DOCUMENTATION

Analytical laboratory data and chain-of-custody documentation is not included in this document. This information has been transferred to a compact disc and it will be provided with the "hard" copy of this report.

PARADIGM
ENVIRONMENTAL SERVICES, INC.

Analytical Report Cover Page

Day Environmental

For Lab Project # 09-1776
Issued June 2, 2009
This report contains a total of 11 pages

The reported results relate only to the samples as they have been received by the laboratory.

Any noncompliant QC parameters having impact on the data are flagged or documented on the final report.

All soil/sludge samples have been reported on a dry weight basis, unless qualified "reported as received". Other solids are reported as received.

Each page of this document is part of a multipage report. This document may not be reproduced except in its entirety, without the prior consent of Paradigm Environmental Services, Inc.

The Chain of Custody provides additional information, including compliance with sample condition requirements upon receipt. Sample condition requirements are defined under the 2003 NELAC Standard, sections 5.5.8.3.1 and 5.5.8.3.2.

NYSDOH ELAP does not certify for all parameters. Paradigm Environmental Services or the indicated subcontracted laboratory does hold certification for all analytes where certification is offered by ELAP unless otherwise specified.

Data qualifiers are used, when necessary, to provide additional information about the data. This information may be communicated as a flag or as text at the bottom of the report. Please refer to the following list of frequently used data flags and their meaning:

"ND" = analyzed for but not detected.
"E" = Result has been estimated, calibration limit exceeded.
"D" = Duplicate results outside QC limits. May indicate a non-homogenous matrix.
"M" = Matrix spike recoveries outside QC limits. Matrix bias indicated.
"B" = Method blank contained trace levels of analyte. Refer to included method blank report.

PARADIGM
ENVIRONMENTAL SERVICES, INC. 179 Lake Avenue Rochester, New York 14608 (585) 647 - 2530 FAX (585) 647 - 3311

Volatile Analysis Report for Soils/Solids/Sludges

Client: Day Environmental Inc

Client Job Site: Town and Country Cleaners
Client Job Number: 4042S-08
Field Location: TB-01 (4'-8')
Field ID Number: N/A
Sample Type: Soil

Lab Project Number: 09-1776
Lab Sample Number: 5948
Date Sampled: 05/14/2009
Date Received: 05/18/2009
Date Analyzed: 05/28/2009

Halocarbons	Results in ug / Kg	Halocarbons	Results in ug / Kg
Bromodichloromethane	ND< 9,810	trans-1,2-Dichloroethene	ND< 9,810
Bromomethane	ND< 9,810	1,2-Dichloropropane	ND< 9,810
Bromoform	ND< 24,500	cis-1,3-Dichloropropene	ND< 9,810
Carbon Tetrachloride	ND< 24,500	trans-1,3-Dichloropropene	ND< 9,810
Chloroethane	ND< 9,810	Methylene chloride	ND< 24,500
Chloromethane	ND< 9,810	1,1,2,2-Tetrachloroethane	ND< 9,810
2-Chloroethyl vinyl Ether	ND< 49,000	Tetrachloroethene	224,000
Chloroform	ND< 9,810	1,1,1-Trichloroethane	ND< 9,810
Dibromochloromethane	ND< 9,810	1,1,2-Trichloroethane	ND< 9,810
1,1-Dichloroethane	ND< 9,810	Trichloroethene	ND< 9,810
1,2-Dichloroethane	ND< 9,810	Trichlorofluoromethane	ND< 9,810
1,1-Dichloroethene	ND< 9,810	Vinyl chloride	ND< 9,810
Chlorobenzene	ND< 9,810	1,3-Dichlorobenzene	ND< 24,500
1,2-Dichlorobenzene	ND< 24,500	1,4-Dichlorobenzene	ND< 9,810
cis-1,2-Dichloroethene	ND< 9,810		

ELAP Number 10958 Method: EPA 8260B Data File: V65937.D

Comments: ND denotes Non Detect
ug / Kg = microgram per Kilogram

Signature: _____
Bruce Hoogesteger: Technical Director

This report is part of a multipage document and should only be evaluated in its entirety. Chain of Custody provides additional information, including compliance with sample condition requirements upon receipt.

PARADIGM
ENVIRONMENTAL SERVICES, INC. 179 Lake Avenue Rochester, New York 14608 (585) 647 - 2530 FAX (585) 647 - 3311

Volatile Analysis Report for Soils/Solids/Sludges

Client: Day Environmental Inc

Client Job Site: Town and Country Cleaners
Client Job Number: 4042S-08
Field Location: TB-02 (4'-8')
Field ID Number: N/A
Sample Type: Soil

Lab Project Number: 09-1776
Lab Sample Number: 5949
Date Sampled: 05/14/2009
Date Received: 05/18/2009
Date Analyzed: 05/22/2009

Halocarbons	Results in ug / Kg	Halocarbons	Results in ug / Kg
Bromodichloromethane	ND< 74.9	trans-1,2-Dichloroethene	ND< 74.9
Bromomethane	ND< 74.9	1,2-Dichloropropane	ND< 74.9
Bromoform	ND< 187	cis-1,3-Dichloropropene	ND< 74.9
Carbon Tetrachloride	ND< 187	trans-1,3-Dichloropropene	ND< 74.9
Chloroethane	ND< 74.9	Methylene chloride	ND< 187
Chloromethane	ND< 74.9	1,1,2,2-Tetrachloroethane	ND< 74.9
2-Chloroethyl vinyl Ether	ND< 374	Tetrachloroethene	2,330
Chloroform	ND< 74.9	1,1,1-Trichloroethane	ND< 74.9
Dibromochloromethane	ND< 74.9	1,1,2-Trichloroethane	ND< 74.9
1,1-Dichloroethane	ND< 74.9	Trichloroethene	ND< 74.9
1,2-Dichloroethane	ND< 74.9	Trichlorofluoromethane	ND< 74.9
1,1-Dichloroethene	ND< 74.9	Vinyl chloride	ND< 74.9
Chlorobenzene	ND< 74.9	1,3-Dichlorobenzene	ND< 187
1,2-Dichlorobenzene	ND< 187	1,4-Dichlorobenzene	ND< 74.9
cis-1,2-Dichloroethene	125		

ELAP Number 10958 Method: EPA 8260B Data File: V65885.D

Comments: ND denotes Non Detect
ug / Kg = microgram per Kilogram

Signature: _____
Bruce Hoogesteger: Technical Director

This report is part of a multipage document and should only be evaluated in its entirety. Chain of Custody provides additional information, including compliance with sample condition requirements upon receipt.

PARADIGM
ENVIRONMENTAL SERVICES, INC. 179 Lake Avenue Rochester, New York 14608 (585) 647 - 2530 FAX (585) 647 - 3311

Volatile Analysis Report for Soils/Solids/Sludges

Client: Day Environmental Inc

Client Job Site: Town and Country Cleaners
Client Job Number: 4042S-08
Field Location: TB-03 (4'-8')
Field ID Number: N/A
Sample Type: Soil

Lab Project Number: 09-1776
Lab Sample Number: 5950
Date Sampled: 05/14/2009
Date Received: 05/18/2009
Date Analyzed: 05/22/2009

Halocarbons	Results in ug / Kg	Halocarbons	Results in ug / Kg
Bromodichloromethane	ND< 69.6	trans-1,2-Dichloroethene	ND< 69.6
Bromomethane	ND< 69.6	1,2-Dichloropropane	ND< 69.6
Bromoform	ND< 174	cis-1,3-Dichloropropene	ND< 69.6
Carbon Tetrachloride	ND< 174	trans-1,3-Dichloropropene	ND< 69.6
Chloroethane	ND< 69.6	Methylene chloride	ND< 174
Chloromethane	ND< 69.6	1,1,2,2-Tetrachloroethane	ND< 69.6
2-Chloroethyl vinyl Ether	ND< 348	Tetrachloroethene	548
Chloroform	ND< 69.6	1,1,1-Trichloroethane	ND< 69.6
Dibromochloromethane	ND< 69.6	1,1,2-Trichloroethane	ND< 69.6
1,1-Dichloroethane	ND< 69.6	Trichloroethene	ND< 69.6
1,2-Dichloroethane	ND< 69.6	Trichlorofluoromethane	ND< 69.6
1,1-Dichloroethene	ND< 69.6	Vinyl chloride	ND< 69.6
Chlorobenzene	ND< 69.6	1,3-Dichlorobenzene	ND< 174
1,2-Dichlorobenzene	ND< 174	1,4-Dichlorobenzene	ND< 69.6
cis-1,2-Dichloroethene	ND< 69.6		

ELAP Number 10958 Method: EPA 8260B Data File: V65886.D

Comments: ND denotes Non Detect
ug / Kg = microgram per Kilogram

Signature:
Bruce Hoogesteger: Technical Director

This report is part of a multipage document and should only be evaluated in its entirety. Chain of Custody provides additional information, including compliance with sample condition requirements upon receipt.

PARADIGM
ENVIRONMENTAL SERVICES, INC. 179 Lake Avenue Rochester, New York 14608 (585) 647 - 2530 FAX (585) 647 - 3311

Volatile Analysis Report for Soils/Solids/Sludges

Client: Day Environmental Inc

Client Job Site: Town and Country Cleaners
Client Job Number: 4042S-08
Field Location: TB-05 (4'-8')
Field ID Number: N/A
Sample Type: Soil

Lab Project Number: 09-1776
Lab Sample Number: 5951
Date Sampled: 05/14/2009
Date Received: 05/18/2009
Date Analyzed: 05/22/2009

Halocarbons	Results in ug / Kg	Halocarbons	Results in ug / Kg
Bromodichloromethane	ND< 81.2	trans-1,2-Dichloroethene	ND< 81.2
Bromomethane	ND< 81.2	1,2-Dichloropropane	ND< 81.2
Bromoform	ND< 203	cis-1,3-Dichloropropene	ND< 81.2
Carbon Tetrachloride	ND< 203	trans-1,3-Dichloropropene	ND< 81.2
Chloroethane	ND< 81.2	Methylene chloride	ND< 203
Chloromethane	ND< 81.2	1,1,2,2-Tetrachloroethane	ND< 81.2
2-Chloroethyl vinyl Ether	ND< 406	Tetrachloroethene	567
Chloroform	ND< 81.2	1,1,1-Trichloroethane	ND< 81.2
Dibromochloromethane	ND< 81.2	1,1,2-Trichloroethane	ND< 81.2
1,1-Dichloroethane	ND< 81.2	Trichloroethene	ND< 81.2
1,2-Dichloroethane	ND< 81.2	Trichlorofluoromethane	ND< 81.2
1,1-Dichloroethene	ND< 81.2	Vinyl chloride	ND< 81.2
Chlorobenzene	ND< 81.2	1,3-Dichlorobenzene	ND< 203
1,2-Dichlorobenzene	ND< 203	1,4-Dichlorobenzene	ND< 81.2
cis-1,2-Dichloroethene	ND< 81.2		

ELAP Number 10958 Method: EPA 8260B Data File: V65887.D

Comments: ND denotes Non Detect
ug / Kg = microgram per Kilogram
Surrogate outliers indicate probable matrix interference

Signature:
Bruce Hoogesteger: Technical Director

This report is part of a multipage document and should only be evaluated in its entirety. Chain of Custody provides additional information, including compliance with sample condition requirements upon receipt.

PARADIGM
ENVIRONMENTAL SERVICES, INC. 179 Lake Avenue Rochester, New York 14608 (585) 647 - 2530 FAX (585) 647 - 3311

Volatile Analysis Report for Soils/Solids/Sludges

Client: Day Environmental Inc

Client Job Site: Town and Country Cleaners
Client Job Number: 4042S-08
Field Location: TB-06 (4'-8')
Field ID Number: N/A
Sample Type: Soil

Lab Project Number: 09-1776
Lab Sample Number: 5952
Date Sampled: 05/14/2009
Date Received: 05/18/2009
Date Analyzed: 05/27/2009

Halocarbons	Results in ug / Kg	Halocarbons	Results in ug / Kg
Bromodichloromethane	ND< 7.50	trans-1,2-Dichloroethene	ND< 7.50
Bromomethane	ND< 7.50	1,2-Dichloropropane	ND< 7.50
Bromoform	ND< 18.7	cis-1,3-Dichloropropene	ND< 7.50
Carbon Tetrachloride	ND< 18.7	trans-1,3-Dichloropropene	ND< 7.50
Chloroethane	ND< 7.50	Methylene chloride	ND< 18.7
Chloromethane	ND< 7.50	1,1,2,2-Tetrachloroethane	ND< 7.50
2-Chloroethyl vinyl Ether	ND< 37.5	Tetrachloroethene	7.90
Chloroform	ND< 7.50	1,1,1-Trichloroethane	ND< 7.50
Dibromochloromethane	ND< 7.50	1,1,2-Trichloroethane	ND< 7.50
1,1-Dichloroethane	ND< 7.50	Trichloroethene	ND< 7.50
1,2-Dichloroethane	ND< 7.50	Trichlorofluoromethane	ND< 7.50
1,1-Dichloroethene	ND< 7.50	Vinyl chloride	ND< 7.50
Chlorobenzene	ND< 7.50	1,3-Dichlorobenzene	ND< 18.7
1,2-Dichlorobenzene	ND< 18.7	1,4-Dichlorobenzene	ND< 7.50
cis-1,2-Dichloroethene	ND< 7.50		

ELAP Number 10958 Method: EPA 8260B Data File: V65935.D

Comments: ND denotes Non Detect
ug / Kg = microgram per Kilogram
Surrogate outliers indicate probable matrix interference

Signature:
Bruce Hoogesteger: Technical Director

This report is part of a multipage document and should only be evaluated in its entirety. Chain of Custody provides additional information, including compliance with sample condition requirements upon receipt.

PARADIGM
ENVIRONMENTAL SERVICES, INC. 179 Lake Avenue Rochester, New York 14608 (585) 647 - 2530 FAX (585) 647 - 3311

Volatile Analysis Report for Soils/Solids/Sludges

Client: Day Environmental Inc

Client Job Site: Town and Country Cleaners
Client Job Number: 4042S-08
Field Location: TB-07 (4'-8')
Field ID Number: N/A
Sample Type: Soil

Lab Project Number: 09-1776
Lab Sample Number: 5953
Date Sampled: 05/14/2009
Date Received: 05/18/2009
Date Analyzed: 05/22/2009

Halocarbons	Results in ug / Kg	Halocarbons	Results in ug / Kg
Bromodichloromethane	ND< 112	trans-1,2-Dichloroethene	ND< 112
Bromomethane	ND< 112	1,2-Dichloropropane	ND< 112
Bromoform	ND< 281	cis-1,3-Dichloropropene	ND< 112
Carbon Tetrachloride	ND< 281	trans-1,3-Dichloropropene	ND< 112
Chloroethane	ND< 112	Methylene chloride	ND< 281
Chloromethane	ND< 112	1,1,2,2-Tetrachloroethane	ND< 112
2-Chloroethyl vinyl Ether	ND< 562	Tetrachloroethene	6,370
Chloroform	ND< 112	1,1,1-Trichloroethane	ND< 112
Dibromochloromethane	ND< 112	1,1,2-Trichloroethane	ND< 112
1,1-Dichloroethane	ND< 112	Trichloroethene	130
1,2-Dichloroethane	ND< 112	Trichlorofluoromethane	ND< 112
1,1-Dichloroethene	ND< 112	Vinyl chloride	ND< 112
Chlorobenzene	ND< 112	1,3-Dichlorobenzene	ND< 281
1,2-Dichlorobenzene	ND< 281	1,4-Dichlorobenzene	ND< 112
cis-1,2-Dichloroethene	200		

ELAP Number 10958 Method: EPA 8260B Data File: V65889.D

Comments: ND denotes Non Detect
ug / Kg = microgram per Kilogram

Signature:
Bruce Hoogesteger: Technical Director

This report is part of a multipage document and should only be evaluated in its entirety. Chain of Custody provides additional information, including compliance with sample condition requirements upon receipt.

PARADIGM
ENVIRONMENTAL SERVICES, INC. 179 Lake Avenue Rochester, New York 14608 (585) 647 - 2530 FAX (585) 647 - 3311

Volatile Analysis Report for Soils/Solids/Sludges

Client: Day Environmental Inc

Client Job Site:	Town and Country Cleaners	**Lab Project Number:**	09-1776
		Lab Sample Number:	5954
Client Job Number:	4042S-08		
Field Location:	TB-08 (4'-8')	**Date Sampled:**	05/14/2009
Field ID Number:	N/A	**Date Received:**	05/18/2009
Sample Type:	Soil	**Date Analyzed:**	05/28/2009

Halocarbons	Results in ug / Kg	Halocarbons	Results in ug / Kg
Bromodichloromethane	ND< 929	trans-1,2-Dichloroethene	ND< 929
Bromomethane	ND< 929	1,2-Dichloropropane	ND< 929
Bromoform	ND< 2,320	cis-1,3-Dichloropropene	ND< 929
Carbon Tetrachloride	ND< 2,320	trans-1,3-Dichloropropene	ND< 929
Chloroethane	ND< 929	Methylene chloride	ND< 2,320
Chloromethane	ND< 929	1,1,2,2-Tetrachloroethane	ND< 929
2-Chloroethyl vinyl Ether	ND< 4,640	Tetrachloroethene	42,500
Chloroform	ND< 929	1,1,1-Trichloroethane	ND< 929
Dibromochloromethane	ND< 929	1,1,2-Trichloroethane	ND< 929
1,1-Dichloroethane	ND< 929	Trichloroethene	ND< 929
1,2-Dichloroethane	ND< 929	Trichlorofluoromethane	ND< 929
1,1-Dichloroethene	ND< 929	Vinyl chloride	ND< 929
Chlorobenzene	ND< 929	1,3-Dichlorobenzene	ND< 2,320
1,2-Dichlorobenzene	ND< 2,320	1,4-Dichlorobenzene	ND< 929
cis-1,2-Dichloroethene	ND< 929		

ELAP Number 10958 Method: EPA 8260B Data File: V65938.D

Comments: ND denotes Non Detect
ug / Kg = microgram per Kilogram

Signature: _____
Bruce Hoogesteger: Technical Director

This report is part of a multipage document and should only be evaluated in its entirety. Chain of Custody provides additional information, including compliance with sample condition requirements upon receipt.

PARADIGM
ENVIRONMENTAL SERVICES, INC. 179 Lake Avenue Rochester, New York 14608 (585) 647 - 2530 FAX (585) 647 - 3311

Volatile Analysis Report for Soils/Solids/Sludges

Client: Day Environmental Inc

Client Job Site:	Town and Country Cleaners	**Lab Project Number:**	09-1776
		Lab Sample Number:	5955
Client Job Number:	4042S-08		
Field Location:	TB-10 (6'-8')	**Date Sampled:**	05/14/2009
Field ID Number:	N/A	**Date Received:**	05/18/2009
Sample Type:	Soil	**Date Analyzed:**	05/23/2009

Halocarbons	Results in ug / Kg	Halocarbons	Results in ug / Kg
Bromodichloromethane	ND< 80.8	trans-1,2-Dichloroethene	ND< 80.8
Bromomethane	ND< 80.8	1,2-Dichloropropane	ND< 80.8
Bromoform	ND< 202	cis-1,3-Dichloropropene	ND< 80.8
Carbon Tetrachloride	ND< 202	trans-1,3-Dichloropropene	ND< 80.8
Chloroethane	ND< 80.8	Methylene chloride	ND< 202
Chloromethane	ND< 80.8	1,1,2,2-Tetrachloroethane	ND< 80.8
2-Chloroethyl vinyl Ether	ND< 404	Tetrachloroethene	4,980
Chloroform	ND< 80.8	1,1,1-Trichloroethane	ND< 80.8
Dibromochloromethane	ND< 80.8	1,1,2-Trichloroethane	ND< 80.8
1,1-Dichloroethane	ND< 80.8	Trichloroethene	81.0
1,2-Dichloroethane	ND< 80.8	Trichlorofluoromethane	ND< 80.8
1,1-Dichloroethene	ND< 80.8	Vinyl chloride	ND< 80.8
Chlorobenzene	ND< 80.8	1,3-Dichlorobenzene	ND< 202
1,2-Dichlorobenzene	ND< 202	1,4-Dichlorobenzene	ND< 80.8
cis-1,2-Dichloroethene	298		

ELAP Number 10958 Method: EPA 8260B Data File: V65891.D

Comments: ND denotes Non Detect
ug / Kg = microgram per Kilogram
Surrogate outliers indicate probable matrix interference

Signature: _____
Bruce Hoogesteger: Technical Director

This report is part of a multipage document and should only be evaluated in its entirety. Chain of Custody provides additional information, including compliance with sample condition requirements upon receipt.

PARADIGM
ENVIRONMENTAL SERVICES, INC. 179 Lake Avenue Rochester, New York 14608 (585) 647 - 2530 FAX (585) 647 - 3311

Volatile Analysis Report for Soils/Solids/Sludges

Client: Day Environmental Inc

Client Job Site: Town and Country Cleaners
Client Job Number: 4042S-08
Field Location: TB-10 14'-16')
Field ID Number: N/A
Sample Type: Soil

Lab Project Number: 09-1776
Lab Sample Number: 5956
Date Sampled: 05/14/2009
Date Received: 05/18/2009
Date Analyzed: 05/23/2009

Halocarbons	Results in ug / Kg	Halocarbons	Results in ug / Kg
Bromodichloromethane	ND< 62.8	trans-1,2-Dichloroethene	ND< 62.8
Bromomethane	ND< 62.8	1,2-Dichloropropane	ND< 62.8
Bromoform	ND< 157	cis-1,3-Dichloropropene	ND< 62.8
Carbon Tetrachloride	ND< 157	trans-1,3-Dichloropropene	ND< 62.8
Chloroethane	ND< 62.8	Methylene chloride	ND< 157
Chloromethane	ND< 62.8	1,1,2,2-Tetrachloroethane	ND< 62.8
2-Chloroethyl vinyl Ether	ND< 314	Tetrachloroethene	466
Chloroform	ND< 62.8	1,1,1-Trichloroethane	ND< 62.8
Dibromochloromethane	ND< 62.8	1,1,2-Trichloroethane	ND< 62.8
1,1-Dichloroethane	ND< 62.8	Trichloroethene	ND< 62.8
1,2-Dichloroethane	ND< 62.8	Trichlorofluoromethane	ND< 62.8
1,1-Dichloroethene	ND< 62.8	Vinyl chloride	ND< 62.8
Chlorobenzene	ND< 62.8	1,3-Dichlorobenzene	ND< 157
1,2-Dichlorobenzene	ND< 157	1,4-Dichlorobenzene	ND< 62.8
cis-1,2-Dichloroethene	ND< 62.8		

ELAP Number 10958 Method: EPA 8260B Data File: V65892.D

Comments: ND denotes Non Detect
ug / Kg = microgram per Kilogram
Surrogate outliers indicate probable matrix interference

Signature: _____
Bruce Hoogesteger: Technical Director

This report is part of a multipage document and should only be evaluated in its entirety. Chain of Custody provides additional information, including compliance with sample condition requirements upon receipt.

PARADIGM ENVIRONMENTAL SERVICES, INC.

179 Lake Avenue
Rochester, NY 14608
(585) 647-2530 • (800) 724-1997
FAX: (585) 647-3311

CHAIN OF CUSTODY

REPORT TO:

COMPANY: Day Environmental Inc
ADDRESS: 40 Commercial St
CITY: Rochester NY STATE: ZIP: 14614
PHONE: 454-0210 FAX:
ATTN: Charles Hampton/Ray Kampff
COMMENTS: Please e-mail results

INVOICE TO:

COMPANY:
ADDRESS:
CITY: STATE: ZIP:
PHONE: FAX:
ATTN:

LAB PROJECT #: 09-1776
CLIENT PROJECT #: 4042S-08
TURNAROUND TIME: (WORKING DAYS) 10 DAY TAT
STD: 1 2 3 5 OTHER: X
QUOTE #:

PROJECT NAME/SITE NAME: Town and Country Cleaners

REQUESTED ANALYSIS

DATE	TIME	COMPOSITE	GRAB	SAMPLE LOCATION/FIELD ID	MATRIX	NUMBER CONTAINERS	Volatile Halogens 8260B									REMARKS	PARADIGM LAB SAMPLE NUMBER
1 5-14-09	08:40		X	TB-01 (4'-8')	Soil	1	X										5948
2 5-14-09	10:00		X	TB-02 (4'-8')	Soil	1	X										5949
3 5-14-09	10:40		X	TB-03 (4'-8')	Soil	1	X										5950
4 5-14-09	12:30		X	TB-05 (4'-8')	Soil	1	X										5951
5 5-14-09	13:20		X	TB-06 (4'-8')	Soil	1	X										5952
6 5-14-09	14:00		X	TB-07 (4'-8')	Soil	1	X										5953
7 5-14-09	14:40		X	TB-08 (4'-8')	Soil	1	X										5954
8 5-14-09	16:10		X	TB-10 (6'-8')	Soil	1	X										5955
9 5-14-09	16:30		X	TB-10 (14'-16')	Soil	1	X										5956
10																	

****LAB USE ONLY BELOW THIS LINE****

Sample Condition: Per NELAC/ELAP 210/241/242/243/244

Receipt Parameter	NELAC Compliance	
Container Type: Comments:	Y [X]	N [ ]
Preservation: N/A Comments:	Y [ ]	N [ ]
Holding Time: Comments:	Y [X]	N [ ]
Temperature: 13°C Comments:	Y [ ]	N [X]

Charles Hampton — Sampled By — 5-14-09 - 16:30 Date/Time

Charles Hampton — Relinquished By — 5-18-09 - 11:00 Date/Time

Received By — 5/18/09 11:00 Date/Time

Elizabeth A. Honch — Received @ Lab By — 5/18/09 1145 Date/Time

Total Cost:

P.I.F.

Analytical Report Cover Page

Day Environmental, Inc.

For Lab Project # 10-2950
Issued July 29, 2010
This report contains a total of 13 pages

The reported results relate only to the samples as they have been received by the laboratory.

Any noncompliant QC parameters having impact on the data are flagged or documented on the final report.

All soil/sludge samples have been reported on a dry weight basis, unless qualified "reported as received". Other solids are reported as received.

Each page of this document is part of a multipage report. This document may not be reproduced except in its entirety, without the prior consent of Paradigm Environmental Services, Inc.

The Chain of Custody provides additional information, including compliance with sample condition requirements upon receipt. Sample condition requirements are defined under the 2003 NELAC Standard, sections 5.5.8.3.1 and 5.5.8.3.2.

NYSDOH ELAP does not certify for all parameters. Paradigm Environmental Services or the indicated subcontracted laboratory does hold certification for all analytes where certification is offered by ELAP unless otherwise specified.

Data qualifiers are used, when necessary, to provide additional information about the data. This information may be communicated as a flag or as text at the bottom of the report. Please refer to the following list of frequently used data flags and their meaning:

"ND" = analyzed for but not detected.
"E" = Result has been estimated, calibration limit exceeded.
"Z" = See case narrative.
"D" = Duplicate results outside QC limits. May indicate a non-homogenous matrix.
"M" = Matrix spike recoveries outside QC limits. Matrix bias indicated.
"B" = Method blank contained trace levels of analyte. Refer to included method blank report.

PARADIGM
ENVIRONMENTAL SERVICES, INC.
179 Lake Avenue Rochester, New York 14608 (585) 647 - 2530 FAX (585) 647 - 3311

pH Analysis Report

Client: Day Environmental, Inc.

Client Job Site:	2308 / 2310 Monroe Ave.	**Lab Project Number:**	10-2950
Client Job Number:	4214S-09	**Date Sampled:**	07/19/2010
		Time Sampled:	8:40 AM - 10:40 AM
		Date Received:	07/20/2010
Sample Type:	Soil	**Time Received:**	1:50 PM
Location:	Laboratory	**Date Analyzed:**	07/20/2010
		Time Analyzed:	2:00 PM

Lab Sample Number	Field Number	Field Location	Result (pH)
9846	N/A	TCC-D1(6.0'), D2(7.2'), D3(7.5') Comp	7.96

ELAP Number 10958

Method: EPA 9045C

Comments:

Signature: Val M Mulli for

Bruce Hoogesteger: Technical Director

This report is part of a multipage document and should only be evaluated in its entirety. Chain of Custody provides additional information, including compliance with sample condition requirements upon receipt.

102950PH.XLS

PARADIGM
ENVIRONMENTAL SERVICES, INC.

179 Lake Avenue Rochester, New York 14608 (585) 647-2530 FAX (585) 647-3311

Client:	Day Environmental, Inc.	**Lab Project No.:**	10-2950
		Lab Sample No.:	9846
Client Job Site:	2308 / 2310 Monroe Ave.		
Client Job No.:	4214S-09	**Sample Type:**	Soil
Field Location:	TCC-D1 (6.0'), D2 (7.2'), D3 (7.5') Composite	**Date Sampled:**	7/19/2010
		Date Received:	7/20/2010

Laboratory Report for Reactivity

Parameter	Date Analyzed	Analytical Method	Results (mg/kg)
Cyanide Reactivity	7/26/2010	SW846, 7.3.3.2	ND<1.0
Sulfide Reactivity	7/26/2010	SW846, 7.3.4.2	ND<10

ELAP ID. No.: 10709

Comments: ND denotes Non Detect.
Hazardous Waste Regulatory Levels for Reactivity are as follows:
Sulfide - 500 mg/kg, Cyanide - 250 mg/kg.

Approved By Technical Director: _____
Bruce Hoogesteger

This report is part of a multipage document and should only be evaluated in its entirety. The Chain of Custody provides additional sample information, including compliance with sample condition requirements upon receipt.

File ID: Day 10-2950

PARADIGM
ENVIRONMENTAL SERVICES, INC.
179 Lake Avenue, Rochester, NY 14608 Office: (585) 647-2530 Fax: (585) 647-3311

LAB REPORT FOR RCRA METALS ANALYSIS IN SOLIDS

Client: Day Environmental, Inc.

Client Job Site: 2308/2310 Monroe Ave

Client Job No.: 4214S-09

Field Location: TCC-D1(6.0'), D2(7.2'), D3(7.5') Composite

Field ID No.: N/A

Lab Project No.: 10-2950

Lab Sample No.: 9846

Sample Type: Soil

Date Sampled: 07/19/2010

Date Received: 07/20/2010

Parameter	Date Analyzed	Analytical Method	Result (mg/kg)
Arsenic	07/26/2010	SW846 6010	4.18
Barium	07/26/2010	SW846 6010	88.2
Cadmium	07/26/2010	SW846 6010	<0.329
Chromium	07/26/2010	SW846 6010	16.3
Lead	07/26/2010	SW846 6010	4.67
Mercury	07/22/2010	SW846 7471	<0.0098
Selenium	07/26/2010	SW846 6010	<0.329
Silver	07/26/2010	SW846 6010	<0.660

ELAP ID No.:10958

Comments:

Approved By: Val Miller for

Bruce Hoogesteger, Technical Director

This report is part of a multipage document and should only be evaluated in its entirety. Chain of Custody provides additional information, including compliance with sample condition requirements upon receipt.

File ID:102950.xls

PARADIGM
ENVIRONMENTAL SERVICES, INC. 179 Lake Avenue Rochester, New York 14608 (585) 647 - 2530 FAX (585) 647 - 3311

Volatile Analysis Report for Soils/Solids/Sludges

Client: Day Environmental, Inc.

Client Job Site: 2308/2310 Monroe Ave.
Client Job Number: 4214S-09
Field Location: TCC-D1 (4.0')
Field ID Number: N/A
Sample Type: Soil

Lab Project Number: 10-2950
Lab Sample Number: 9838
Date Sampled: 07/19/2010
Date Received: 07/20/2010
Date Analyzed: 07/22/2010

Halocarbons	Results in ug / Kg	Halocarbons	Results in ug / Kg
Bromodichloromethane	ND< 10.1	trans-1,2-Dichloroethene	ND< 10.1
Bromomethane	ND< 10.1	1,2-Dichloropropane	ND< 10.1
Bromoform	ND< 25.3	cis-1,3-Dichloropropene	ND< 10.1
Carbon Tetrachloride	ND< 25.3	trans-1,3-Dichloropropene	ND< 10.1
Chloroethane	ND< 10.1	Methylene chloride	ND< 25.3
Chloromethane	ND< 10.1	1,1,2,2-Tetrachloroethane	ND< 10.1
2-Chloroethyl vinyl Ether	ND< 50.5	Tetrachloroethene	164
Chloroform	ND< 10.1	1,1,1-Trichloroethane	ND< 10.1
Dibromochloromethane	ND< 10.1	1,1,2-Trichloroethane	ND< 10.1
1,1-Dichloroethane	ND< 10.1	Trichloroethene	17.6
1,2-Dichloroethane	ND< 10.1	Trichlorofluoromethane	ND< 10.1
1,1-Dichloroethene	ND< 10.1	Vinyl chloride	ND< 10.1
Chlorobenzene	ND< 10.1	1,3-Dichlorobenzene	ND< 25.3
1,2-Dichlorobenzene	ND< 25.3	1,4-Dichlorobenzene	ND< 10.1
cis-1,2-Dichloroethene	77.6		

ELAP Number 10958 Method: EPA 8260B Data File: V76907.D

Comments: ND denotes Non Detect
ug / Kg = microgram per Kilogram

Signature: Val M Mulh for
Bruce Hoogesteger: Technical Director

This report is part of a multipage document and should only be evaluated in its entirety. Chain of Custody provides additional information, including compliance with sample condition requirements upon receipt.

PARADIGM
ENVIRONMENTAL SERVICES, INC. 179 Lake Avenue Rochester, New York 14608 (585) 647 - 2530 FAX (585) 647 - 3311

Volatile Analysis Report for Soils/Solids/Sludges

Client: Day Environmental, Inc.

Client Job Site: 2308/2310 Monroe Ave.
Client Job Number: 4214S-09
Field Location: TCC-D1 (6.0')
Field ID Number: N/A
Sample Type: Soil

Lab Project Number: 10-2950
Lab Sample Number: 9839
Date Sampled: 07/19/2010
Date Received: 07/20/2010
Date Analyzed: 07/26/2010

Halocarbons	Results in ug / Kg	Halocarbons	Results in ug / Kg
Bromodichloromethane	ND< 96,400	trans-1,2-Dichloroethene	ND< 96,400
Bromomethane	ND< 96,400	1,2-Dichloropropane	ND< 96,400
Bromoform	ND< 241,000	cis-1,3-Dichloropropene	ND< 96,400
Carbon Tetrachloride	ND< 241,000	trans-1,3-Dichloropropene	ND< 96,400
Chloroethane	ND< 96,400	Methylene chloride	ND< 241,000
Chloromethane	ND< 96,400	1,1,2,2-Tetrachloroethane	ND< 96,400
2-Chloroethyl vinyl Ether	ND< 482,000	Tetrachloroethene	4,390,000
Chloroform	ND< 96,400	1,1,1-Trichloroethane	ND< 96,400
Dibromochloromethane	ND< 96,400	1,1,2-Trichloroethane	ND< 96,400
1,1-Dichloroethane	ND< 96,400	Trichloroethene	ND< 96,400
1,2-Dichloroethane	ND< 96,400	Trichlorofluoromethane	ND< 96,400
1,1-Dichloroethene	ND< 96,400	Vinyl chloride	ND< 96,400
Chlorobenzene	ND< 96,400	1,3-Dichlorobenzene	ND< 241,000
1,2-Dichlorobenzene	ND< 241,000	1,4-Dichlorobenzene	ND< 96,400
cis-1,2-Dichloroethene	ND< 96,400		

ELAP Number 10958 Method: EPA 8260B Data File: V76979.D

Comments: ND denotes Non Detect
ug / Kg = microgram per Kilogram

Signature: Val M Miller for:
Bruce Hoogesteger: Technical Director

This report is part of a multipage document and should only be evaluated in its entirety. Chain of Custody provides additional information, including compliance with sample condition requirements upon receipt.

102950V2.XLS

PARADIGM
ENVIRONMENTAL SERVICES, INC. 179 Lake Avenue Rochester, New York 14608 (585) 647 - 2530 FAX (585) 647 - 3311

Volatile Analysis Report for Soils/Solids/Sludges

Client: Day Environmental, Inc.

Client Job Site: 2308/2310 Monroe Ave.
Client Job Number: 4214S-09
Field Location: TCC-D2 (7.2')
Field ID Number: N/A
Sample Type: Soil

Lab Project Number: 10-2950
Lab Sample Number: 9840
Date Sampled: 07/19/2010
Date Received: 07/20/2010
Date Analyzed: 07/26/2010

Halocarbons	Results in ug / Kg	Halocarbons	Results in ug / Kg
Bromodichloromethane	ND< 939	trans-1,2-Dichloroethene	ND< 939
Bromomethane	ND< 939	1,2-Dichloropropane	ND< 939
Bromoform	ND< 2,350	cis-1,3-Dichloropropene	ND< 939
Carbon Tetrachloride	ND< 2,350	trans-1,3-Dichloropropene	ND< 939
Chloroethane	ND< 939	Methylene chloride	ND< 2,350
Chloromethane	ND< 939	1,1,2,2-Tetrachloroethane	ND< 939
2-Chloroethyl vinyl Ether	ND< 4,690	Tetrachloroethene	69,000
Chloroform	ND< 939	1,1,1-Trichloroethane	ND< 939
Dibromochloromethane	ND< 939	1,1,2-Trichloroethane	ND< 939
1,1-Dichloroethane	ND< 939	Trichloroethene	ND< 939
1,2-Dichloroethane	ND< 939	Trichlorofluoromethane	ND< 939
1,1-Dichloroethene	ND< 939	Vinyl chloride	ND< 939
Chlorobenzene	ND< 939	1,3-Dichlorobenzene	ND< 2,350
1,2-Dichlorobenzene	ND< 2,350	1,4-Dichlorobenzene	ND< 939
cis-1,2-Dichloroethene	ND< 939		

ELAP Number 10958 Method: EPA 8260B Data File: V76980.D

Comments: ND denotes Non Detect
ug / Kg = microgram per Kilogram

Signature: Val Mullen for
Bruce Hoogesteger: Technical Director

This report is part of a multipage document and should only be evaluated in its entirety. Chain of Custody provides additional information, including compliance with sample condition requirements upon receipt.

PARADIGM
ENVIRONMENTAL SERVICES, INC. 179 Lake Avenue Rochester, New York 14608 (585) 647 - 2530 FAX (585) 647 - 3311

Volatile Analysis Report for Soils/Solids/Sludges

Client: Day Environmental, Inc.

Client Job Site: 2308/2310 Monroe Ave.
Client Job Number: 4214S-09
Field Location: TCC-D3 (4.5')
Field ID Number: N/A
Sample Type: Soil

Lab Project Number: 10-2950
Lab Sample Number: 9841
Date Sampled: 07/19/2010
Date Received: 07/20/2010
Date Analyzed: 07/24/2010

Halocarbons	Results in ug / Kg	Halocarbons	Results in ug / Kg
Bromodichloromethane	ND< 8.38	trans-1,2-Dichloroethene	ND< 8.38
Bromomethane	ND< 8.38	1,2-Dichloropropane	ND< 8.38
Bromoform	ND< 21.0	cis-1,3-Dichloropropene	ND< 8.38
Carbon Tetrachloride	ND< 21.0	trans-1,3-Dichloropropene	ND< 8.38
Chloroethane	ND< 8.38	Methylene chloride	ND< 21.0
Chloromethane	ND< 8.38	1,1,2,2-Tetrachloroethane	ND< 8.38
2-Chloroethyl vinyl Ether	ND< 41.9	Tetrachloroethene	37.7
Chloroform	ND< 8.38	1,1,1-Trichloroethane	ND< 8.38
Dibromochloromethane	ND< 8.38	1,1,2-Trichloroethane	ND< 8.38
1,1-Dichloroethane	ND< 8.38	Trichloroethene	ND< 8.38
1,2-Dichloroethane	ND< 8.38	Trichlorofluoromethane	ND< 8.38
1,1-Dichloroethene	ND< 8.38	Vinyl chloride	ND< 8.38
Chlorobenzene	ND< 8.38	1,3-Dichlorobenzene	ND< 21.0
1,2-Dichlorobenzene	ND< 21.0	1,4-Dichlorobenzene	ND< 8.38
cis-1,2-Dichloroethene	ND< 8.38		

ELAP Number 10958 Method: EPA 8260B Data File: V76967.D

Comments: ND denotes Non Detect
ug / Kg = microgram per Kilogram

Signature: Val McMullen for
Bruce Hoogesteger: Technical Director

This report is part of a multipage document and should only be evaluated in its entirety. Chain of Custody provides additional information, including compliance with sample condition requirements upon receipt.

102950V4.XLS

PARADIGM
ENVIRONMENTAL SERVICES, INC. 179 Lake Avenue Rochester, New York 14608 (585) 647 - 2530 FAX (585) 647 - 3311

Volatile Analysis Report for Soils/Solids/Sludges

Client: Day Environmental, Inc.

Client Job Site: 2308/2310 Monroe Ave.
Client Job Number: 4214S-09
Field Location: TCC-D3 (7.5')
Field ID Number: N/A
Sample Type: Soil

Lab Project Number: 10-2950
Lab Sample Number: 9842

Date Sampled: 07/19/2010
Date Received: 07/20/2010
Date Analyzed: 07/26/2010

Halocarbons	Results in ug / Kg	Halocarbons	Results in ug / Kg
Bromodichloromethane	ND< 938	trans-1,2-Dichloroethene	ND< 938
Bromomethane	ND< 938	1,2-Dichloropropane	ND< 938
Bromoform	ND< 2,340	cis-1,3-Dichloropropene	ND< 938
Carbon Tetrachloride	ND< 2,340	trans-1,3-Dichloropropene	ND< 938
Chloroethane	ND< 938	Methylene chloride	ND< 2,340
Chloromethane	ND< 938	1,1,2,2-Tetrachloroethane	ND< 938
2-Chloroethyl vinyl Ether	ND< 4,690	Tetrachloroethene	26,800
Chloroform	ND< 938	1,1,1-Trichloroethane	ND< 938
Dibromochloromethane	ND< 938	1,1,2-Trichloroethane	ND< 938
1,1-Dichloroethane	ND< 938	Trichloroethene	ND< 938
1,2-Dichloroethane	ND< 938	Trichlorofluoromethane	ND< 938
1,1-Dichloroethene	ND< 938	Vinyl chloride	ND< 938
Chlorobenzene	ND< 938	1,3-Dichlorobenzene	ND< 2,340
1,2-Dichlorobenzene	ND< 2,340	1,4-Dichlorobenzene	ND< 938
cis-1,2-Dichloroethene	ND< 938		

ELAP Number 10958 Method: EPA 8260B Data File: V76981.D

Comments: ND denotes Non Detect
ug / Kg = microgram per Kilogram

Signature: Val M Mueller for:
Bruce Hoogesteger: Technical Director

This report is part of a multipage document and should only be evaluated in its entirety. Chain of Custody provides additional information, including compliance with sample condition requirements upon receipt.

102950V5.XLS

PARADIGM
ENVIRONMENTAL SERVICES, INC. 179 Lake Avenue Rochester, New York 14608 (585) 647 - 2530 FAX (585) 647 - 3311

Volatile Analysis Report for Soils/Solids/Sludges

Client: Day Environmental, Inc.

Client Job Site: 2308/2310 Monroe Ave.
Client Job Number: 4214S-09
Field Location: TCC-D4 (8.0')
Field ID Number: N/A
Sample Type: Soil

Lab Project Number: 10-2950
Lab Sample Number: 9843
Date Sampled: 07/19/2010
Date Received: 07/20/2010
Date Analyzed: 07/23/2010

Halocarbons	Results in ug / Kg	Halocarbons	Results in ug / Kg
Bromodichloromethane	ND< 31.4	trans-1,2-Dichloroethene	ND< 31.4
Bromomethane	ND< 31.4	1,2-Dichloropropane	ND< 31.4
Bromoform	ND< 78.4	cis-1,3-Dichloropropene	ND< 31.4
Carbon Tetrachloride	ND< 78.4	trans-1,3-Dichloropropene	ND< 31.4
Chloroethane	ND< 31.4	Methylene chloride	ND< 78.4
Chloromethane	ND< 31.4	1,1,2,2-Tetrachloroethane	ND< 31.4
2-Chloroethyl vinyl Ether	ND< 157	Tetrachloroethene	737
Chloroform	ND< 31.4	1,1,1-Trichloroethane	ND< 31.4
Dibromochloromethane	ND< 31.4	1,1,2-Trichloroethane	ND< 31.4
1,1-Dichloroethane	ND< 31.4	Trichloroethene	46.7
1,2-Dichloroethane	ND< 31.4	Trichlorofluoromethane	ND< 31.4
1,1-Dichloroethene	ND< 31.4	Vinyl chloride	ND< 31.4
Chlorobenzene	ND< 31.4	1,3-Dichlorobenzene	ND< 78.4
1,2-Dichlorobenzene	ND< 78.4	1,4-Dichlorobenzene	ND< 31.4
cis-1,2-Dichloroethene	ND< 31.4		

ELAP Number 10958 Method: EPA 8260B Data File: V76912.D

Comments: ND denotes Non Detect
ug / Kg = microgram per Kilogram

Signature: Bruce Hoogesteger: Technical Director

This report is part of a multipage document and should only be evaluated in its entirety. Chain of Custody provides additional information, including compliance with sample condition requirements upon receipt.

102950V6.XLS

PARADIGM
ENVIRONMENTAL SERVICES, INC. 179 Lake Avenue Rochester, New York 14608 (585) 647 - 2530 FAX (585) 647 - 3311

Volatile Analysis Report for Soils/Solids/Sludges

Client: Day Environmental, Inc.

Client Job Site: 2308/2310 Monroe Ave.
Client Job Number: 4214S-09
Field Location: TCC-D5 (5.5')
Field ID Number: N/A
Sample Type: Soil

Lab Project Number: 10-2950
Lab Sample Number: 9844

Date Sampled: 07/19/2010
Date Received: 07/20/2010
Date Analyzed: 07/23/2010

Halocarbons	Results in ug / Kg	Halocarbons	Results in ug / Kg
Bromodichloromethane	ND< 86.2	trans-1,2-Dichloroethene	ND< 86.2
Bromomethane	ND< 86.2	1,2-Dichloropropane	ND< 86.2
Bromoform	ND< 215	cis-1,3-Dichloropropene	ND< 86.2
Carbon Tetrachloride	ND< 215	trans-1,3-Dichloropropene	ND< 86.2
Chloroethane	ND< 86.2	Methylene chloride	ND< 215
Chloromethane	ND< 86.2	1,1,2,2-Tetrachloroethane	ND< 86.2
2-Chloroethyl vinyl Ether	ND< 431	Tetrachloroethene	5,490
Chloroform	ND< 86.2	1,1,1-Trichloroethane	ND< 86.2
Dibromochloromethane	ND< 86.2	1,1,2-Trichloroethane	ND< 86.2
1,1-Dichloroethane	ND< 86.2	Trichloroethene	451
1,2-Dichloroethane	ND< 86.2	Trichlorofluoromethane	ND< 86.2
1,1-Dichloroethene	ND< 86.2	Vinyl chloride	ND< 86.2
Chlorobenzene	ND< 86.2	1,3-Dichlorobenzene	ND< 215
1,2-Dichlorobenzene	ND< 215	1,4-Dichlorobenzene	ND< 86.2
cis-1,2-Dichloroethene	1,290		

ELAP Number 10958 Method: EPA 8260B Data File: V76913.D

Comments: ND denotes Non Detect
ug / Kg = microgram per Kilogram

Signature: Valerie Mulr for:
Bruce Hoogesteger: Technical Director

This report is part of a multipage document and should only be evaluated in its entirety. Chain of Custody provides additional information, including compliance with sample condition requirements upon receipt.

102950V7.XLS

PARADIGM
ENVIRONMENTAL SERVICES, INC. 179 Lake Avenue Rochester, New York 14608 (585) 647 - 2530 FAX (585) 647 - 3311

Volatile Analysis Report for Soils/Solids/Sludges

Client: Day Environmental, Inc.

Client Job Site: 2308/2310 Monroe Ave.
Client Job Number: 4214S-09
Field Location: TCC-D6A (7.0')
Field ID Number: N/A
Sample Type: Soil

Lab Project Number: 10-2950
Lab Sample Number: 9845
Date Sampled: 07/19/2010
Date Received: 07/20/2010
Date Analyzed: 07/27/2010

Halocarbons	Results in ug / Kg	Halocarbons	Results in ug / Kg
Bromodichloromethane	ND< 73,700	trans-1,2-Dichloroethene	ND< 73,700
Bromomethane	ND< 73,700	1,2-Dichloropropane	ND< 73,700
Bromoform	ND< 184,000	cis-1,3-Dichloropropene	ND< 73,700
Carbon Tetrachloride	ND< 184,000	trans-1,3-Dichloropropene	ND< 73,700
Chloroethane	ND< 73,700	Methylene chloride	ND< 184,000
Chloromethane	ND< 73,700	1,1,2,2-Tetrachloroethane	ND< 73,700
2-Chloroethyl vinyl Ether	ND< 368,000	Tetrachloroethene	3,890,000
Chloroform	ND< 73,700	1,1,1-Trichloroethane	ND< 73,700
Dibromochloromethane	ND< 73,700	1,1,2-Trichloroethane	ND< 73,700
1,1-Dichloroethane	ND< 73,700	Trichloroethene	ND< 73,700
1,2-Dichloroethane	ND< 73,700	Trichlorofluoromethane	ND< 73,700
1,1-Dichloroethene	ND< 73,700	Vinyl chloride	ND< 73,700
Chlorobenzene	ND< 73,700	1,3-Dichlorobenzene	ND< 184,000
1,2-Dichlorobenzene	ND< 184,000	1,4-Dichlorobenzene	ND< 73,700
cis-1,2-Dichloroethene	ND< 73,700		

ELAP Number 10958 Method: EPA 8260B Data File: V77031.D

Comments: ND denotes Non Detect
ug / Kg = microgram per Kilogram

Signature: Bruce Hoogesteger: Technical Director

This report is part of a multipage document and should only be evaluated in its entirety. Chain of Custody provides additional information, including compliance with sample condition requirements upon receipt.

102950V8.XLS

179 Lake Avenue, Rochester, NY 14608 Office (585) 647-2530 Fax (585) 647-3311

PARADIGM ENVIRONMENTAL SERVICES, INC.

CHAIN OF CUSTODY

REPORT TO:

COMPANY: Day Environmental, Inc
ADDRESS: 40 Commercial Street
CITY: Rochester STATE: NY ZIP: 14614
PHONE: 585 454 0210 FAX:
ATTN: Charles Hampton
COMMENTS: NOT ASP per M. Shannon 7/20. EAH 7/20.

INVOICE TO:

COMPANY: Same
ADDRESS:
CITY: STATE: ZIP:
PHONE: FAX:
ATTN:

LAB PROJECT #: 10-2950
CLIENT PROJECT #: 42145-09

TURNAROUND TIME: (WORKING DAYS) See Quote
STD: 1 [ ] 2 [ ] 3 [X] 5 OTHER [ ]

PROJECT NAME/SITE NAME: 2308/2310 Monroe Ave

Quotation # MS071310A

REQUESTED ANALYSIS

	DATE	TIME	COMPOSITE	GRAB	SAMPLE LOCATION/FIELD ID	MATRIX	NUMBER OF CONTAINERS	Halogenated VOC's 8260	RCRA Metals 6010/7471	Reactivity Sulfide, 7.3	PH (9045)						REMARKS	PARADIGM LAB SAMPLE NUMBER
																	Per M. Shannon 7/20, analyze 1st 8 samples for VOC's. Comp 3 to 1 the samples indicated, and analyze for pH, RCRA Metals, + Reactivity. EAH 7/20	
1	7/19/10	08:35		X	TCC-D1 (4.0')	Soil	1	X										9838
2	7/19/10	08:40		X	TCC-D1 (6.0')	Soil	1	X	X	X	X						3:1 composite Metals Reactivity pH	9839
3	7/19/10	09:48		X	TCC-D2 (7.2')	Soil	1	X	X	X	X						3:1 composite Metals Reactivity pH	9840
4	7/19/10	10:45		X	TCC-D3 (4.5')	Soil	1	X										9841
5	7/19/10	10:40		X	TCC-D3 (7.5')	Soil	1	X	X	X	X						3:1 composite Metals Reactivity pH	9842
6	7/19/10	13:20		X	TCC-D4 (8.0')	Soil	1	X										9843
7	7/19/10	14:00		X	TCC-D5 (5.5')	Soil	1	X										9844
8	7/19/10	15:20		X	TCC-D6A (7.0')	Soil	1	X										9845
9																		
10	7/19/10		X		TCC-D1 (6.0'), D2 (7.2'), D3 (7.5') Composite	Soil	3		3:1	3:1	3:1							9846
									X	X	X							

composite rewritten below. EAH 7/20.

LAB USE ONLY BELOW THIS LINE

Sample Condition: Per NELAC/ELAP 210/241/242/243/244

Receipt Parameter	NELAC Compliance	
Container Type:	Y [X]	N [ ]
Comments:		
Preservation: N/A	Y [ ]	N [ ]
Comments:		
Holding Time:	Y [X]	N [ ]
Comments:		
Temperature:	Y [ ]	N [X]
Comments: Iced		

Charles Hampton — Sampled By — Date/Time 7/19/10 @ 16:00

[signature] — Relinquished By — Date/Time 7/20/10 @ 11:45

[signature] — Received By — Date/Time 7/20/10 @ 11:45

Elizabeth A. Hanch — Received @ Lab By — Date/Time 7/20/10 1350

Total Cost:

P.I.F.

Analytical Report Cover Page

Day Environmental, Inc.

For Lab Project # 10-3037
Issued August 6, 2010
This report contains a total of 11 pages

The reported results relate only to the samples as they have been received by the laboratory.

Any noncompliant QC parameters having impact on the data are flagged or documented on the final report.

All soil/sludge samples have been reported on a dry weight basis, unless qualified "reported as received". Other solids are reported as received.

Each page of this document is part of a multipage report. This document may not be reproduced except in its entirety, without the prior consent of Paradigm Environmental Services, Inc.

The Chain of Custody provides additional information, including compliance with sample condition requirements upon receipt. Sample condition requirements are defined under the 2003 NELAC Standard, sections 5.5.8.3.1 and 5.5.8.3.2.

NYSDOH ELAP does not certify for all parameters. Paradigm Environmental Services or the indicated subcontracted laboratory does hold certification for all analytes where certification is offered by ELAP unless otherwise specified.

Data qualifiers are used, when necessary, to provide additional information about the data. This information may be communicated as a flag or as text at the bottom of the report. Please refer to the following list of frequently used data flags and their meaning:

"ND" = analyzed for but not detected.
"E" = Result has been estimated, calibration limit exceeded.
"Z" = See case narrative.
"D" = Duplicate results outside QC limits. May indicate a non-homogenous matrix.
"M" = Matrix spike recoveries outside QC limits. Matrix bias indicated.
"B" = Method blank contained trace levels of analyte. Refer to included method blank report.

PARADIGM
ENVIRONMENTAL SERVICES, INC. 179 Lake Avenue Rochester, New York 14608 (585) 647 - 2530 FAX (585) 647 - 3311

Volatile Analysis Report for Soils/Solids/Sludges

Client: Day Environmental, Inc.

Client Job Site: 2308 / 2310 Monroe Ave.
Client Job Number: 4214S-09
Field Location: TCC-D7 (4.5')
Field ID Number: N/A
Sample Type: Soil

Lab Project Number: 10-3037
Lab Sample Number: 10108
Date Sampled: 07/23/2010
Date Received: 07/26/2010
Date Analyzed: 08/02/2010

Halocarbons	Results in ug / Kg	Halocarbons	Results in ug / Kg
Bromodichloromethane	ND< 7.95	trans-1,2-Dichloroethene	ND< 7.95
Bromomethane	ND< 7.95	1,2-Dichloropropane	ND< 7.95
Bromoform	ND< 19.9	cis-1,3-Dichloropropene	ND< 7.95
Carbon Tetrachloride	ND< 19.9	trans-1,3-Dichloropropene	ND< 7.95
Chloroethane	ND< 7.95	Methylene chloride	ND< 19.9
Chloromethane	ND< 7.95	1,1,2,2-Tetrachloroethane	ND< 7.95
2-Chloroethyl vinyl Ether	ND< 39.7	Tetrachloroethene	351
Chloroform	ND< 7.95	1,1,1-Trichloroethane	ND< 7.95
Dibromochloromethane	ND< 7.95	1,1,2-Trichloroethane	ND< 7.95
1,1-Dichloroethane	ND< 7.95	Trichloroethene	9.14
1,2-Dichloroethane	ND< 7.95	Trichlorofluoromethane	ND< 7.95
1,1-Dichloroethene	ND< 7.95	Vinyl chloride	ND< 7.95
Chlorobenzene	ND< 7.95	1,3-Dichlorobenzene	ND< 19.9
1,2-Dichlorobenzene	ND< 19.9	1,4-Dichlorobenzene	ND< 7.95
cis-1,2-Dichloroethene	ND< 7.95		

ELAP Number 10958 Method: EPA 8260B Data File: V77203.D

Comments: ND denotes Non Detect
ug / Kg = microgram per Kilogram

Signature: _____
Bruce Hoogesteger: Technical Director

This report is part of a multipage document and should only be evaluated in its entirety. Chain of Custody provides additional information, including compliance with sample condition requirements upon receipt.

PARADIGM
ENVIRONMENTAL SERVICES, INC. 179 Lake Avenue Rochester, New York 14608 (585) 647 - 2530 FAX (585) 647 - 3311

Volatile Analysis Report for Soils/Solids/Sludges

Client: Day Environmental, Inc.

Client Job Site: 2308 / 2310 Monroe Ave.
Client Job Number: 4214S-09
Field Location: TCC-D7 (7.0')
Field ID Number: N/A
Sample Type: Soil

Lab Project Number: 10-3037
Lab Sample Number: 10109
Date Sampled: 07/23/2010
Date Received: 07/26/2010
Date Analyzed: 08/04/2010

Halocarbons	Results in ug / Kg	Halocarbons	Results in ug / Kg
Bromodichloromethane	ND< 16,000	trans-1,2-Dichloroethene	ND< 16,000
Bromomethane	ND< 16,000	1,2-Dichloropropane	ND< 16,000
Bromoform	ND< 40,000	cis-1,3-Dichloropropene	ND< 16,000
Carbon Tetrachloride	ND< 40,000	trans-1,3-Dichloropropene	ND< 16,000
Chloroethane	ND< 16,000	Methylene chloride	ND< 40,000
Chloromethane	ND< 16,000	1,1,2,2-Tetrachloroethane	ND< 16,000
2-Chloroethyl vinyl Ether	ND< 80,000	Tetrachloroethene	1,290,000
Chloroform	ND< 16,000	1,1,1-Trichloroethane	ND< 16,000
Dibromochloromethane	ND< 16,000	1,1,2-Trichloroethane	ND< 16,000
1,1-Dichloroethane	ND< 16,000	Trichloroethene	ND< 16,000
1,2-Dichloroethane	ND< 16,000	Trichlorofluoromethane	ND< 16,000
1,1-Dichloroethene	ND< 16,000	Vinyl chloride	ND< 16,000
Chlorobenzene	ND< 16,000	1,3-Dichlorobenzene	ND< 40,000
1,2-Dichlorobenzene	ND< 40,000	1,4-Dichlorobenzene	ND< 16,000
cis-1,2-Dichloroethene	ND< 16,000		

ELAP Number 10958 Method: EPA 8260B Data File: V77280.D

Comments: ND denotes Non Detect
ug / Kg = microgram per Kilogram

Signature: _____
Bruce Hoogesteger: Technical Director

This report is part of a multipage document and should only be evaluated in its entirety. Chain of Custody provides additional information, including compliance with sample condition requirements upon receipt.

PARADIGM
ENVIRONMENTAL SERVICES, INC. 179 Lake Avenue Rochester, New York 14608 (585) 647 - 2530 FAX (585) 647 - 3311

Volatile Analysis Report for Soils/Solids/Sludges

Client: Day Environmental, Inc.

Client Job Site: 2308 / 2310 Monroe Ave.
Client Job Number: 4214S-09
Field Location: TCC-D8 (8.5')
Field ID Number: N/A
Sample Type: Soil

Lab Project Number: 10-3037
Lab Sample Number: 10110
Date Sampled: 07/23/2010
Date Received: 07/26/2010
Date Analyzed: 08/04/2010

Halocarbons	Results in ug / Kg	Halocarbons	Results in ug / Kg
Bromodichloromethane	ND< 882	trans-1,2-Dichloroethene	ND< 882
Bromomethane	ND< 882	1,2-Dichloropropane	ND< 882
Bromoform	ND< 2,210	cis-1,3-Dichloropropene	ND< 882
Carbon Tetrachloride	ND< 2,210	trans-1,3-Dichloropropene	ND< 882
Chloroethane	ND< 882	Methylene chloride	ND< 2,210
Chloromethane	ND< 882	1,1,2,2-Tetrachloroethane	ND< 882
2-Chloroethyl vinyl Ether	ND< 4,410	Tetrachloroethene	6,690
Chloroform	ND< 882	1,1,1-Trichloroethane	ND< 882
Dibromochloromethane	ND< 882	1,1,2-Trichloroethane	ND< 882
1,1-Dichloroethane	ND< 882	Trichloroethene	ND< 882
1,2-Dichloroethane	ND< 882	Trichlorofluoromethane	ND< 882
1,1-Dichloroethene	ND< 882	Vinyl chloride	ND< 882
Chlorobenzene	ND< 882	1,3-Dichlorobenzene	ND< 2,210
1,2-Dichlorobenzene	ND< 2,210	1,4-Dichlorobenzene	ND< 882
cis-1,2-Dichloroethene	ND< 882		

ELAP Number 10958 Method: EPA 8260B Data File: V77281.D

Comments: ND denotes Non Detect
ug / Kg = microgram per Kilogram

Signature: _____
Bruce Hoogesteger: Technical Director

This report is part of a multipage document and should only be evaluated in its entirety. Chain of Custody provides additional information, including compliance with sample condition requirements upon receipt.

PARADIGM
ENVIRONMENTAL SERVICES, INC. 179 Lake Avenue Rochester, New York 14608 (585) 647 - 2530 FAX (585) 647 - 3311

Volatile Analysis Report for Soils/Solids/Sludges

Client: Day Environmental, Inc.

Client Job Site: 2308 / 2310 Monroe Ave.
Client Job Number: 4214S-09
Field Location: TCC-D9 (6.0')
Field ID Number: N/A
Sample Type: Soil

Lab Project Number: 10-3037
Lab Sample Number: 10111
Date Sampled: 07/23/2010
Date Received: 07/26/2010
Date Analyzed: 08/03/2010

Halocarbons	Results in ug / Kg	Halocarbons	Results in ug / Kg
Bromodichloromethane	ND< 10.7	trans-1,2-Dichloroethene	ND< 10.7
Bromomethane	ND< 10.7	1,2-Dichloropropane	ND< 10.7
Bromoform	ND< 26.8	cis-1,3-Dichloropropene	ND< 10.7
Carbon Tetrachloride	ND< 26.8	trans-1,3-Dichloropropene	ND< 10.7
Chloroethane	ND< 10.7	Methylene chloride	ND< 26.8
Chloromethane	ND< 10.7	1,1,2,2-Tetrachloroethane	ND< 10.7
2-Chloroethyl vinyl Ether	ND< 53.6	Tetrachloroethene	754
Chloroform	ND< 10.7	1,1,1-Trichloroethane	ND< 10.7
Dibromochloromethane	ND< 10.7	1,1,2-Trichloroethane	ND< 10.7
1,1-Dichloroethane	ND< 10.7	Trichloroethene	24.7
1,2-Dichloroethane	ND< 10.7	Trichlorofluoromethane	ND< 10.7
1,1-Dichloroethene	ND< 10.7	Vinyl chloride	ND< 10.7
Chlorobenzene	ND< 10.7	1,3-Dichlorobenzene	ND< 26.8
1,2-Dichlorobenzene	ND< 26.8	1,4-Dichlorobenzene	ND< 10.7
cis-1,2-Dichloroethene	80.6		

ELAP Number 10958 Method: EPA 8260B Data File: V77206.D

Comments: ND denotes Non Detect
ug / Kg = microgram per Kilogram

Signature: _____
Bruce Hoogesteger: Technical Director

This report is part of a multipage document and should only be evaluated in its entirety. Chain of Custody provides additional information, including compliance with sample condition requirements upon receipt.

PARADIGM
ENVIRONMENTAL SERVICES, INC. 179 Lake Avenue Rochester, New York 14608 (585) 647 - 2530 FAX (585) 647 - 3311

Volatile Analysis Report for Soils/Solids/Sludges

Client: Day Environmental, Inc.

Client Job Site: 2308 / 2310 Monroe Ave.
Client Job Number: 4214S-09
Field Location: TCC-D10 (7.5')
Field ID Number: N/A
Sample Type: Soil

Lab Project Number: 10-3037
Lab Sample Number: 10112
Date Sampled: 07/23/2010
Date Received: 07/26/2010
Date Analyzed: 08/04/2010

Halocarbons	Results in ug / Kg	Halocarbons	Results in ug / Kg
Bromodichloromethane	ND< 840	trans-1,2-Dichloroethene	ND< 840
Bromomethane	ND< 840	1,2-Dichloropropane	ND< 840
Bromoform	ND< 2,100	cis-1,3-Dichloropropene	ND< 840
Carbon Tetrachloride	ND< 2,100	trans-1,3-Dichloropropene	ND< 840
Chloroethane	ND< 840	Methylene chloride	ND< 2,100
Chloromethane	ND< 840	1,1,2,2-Tetrachloroethane	ND< 840
2-Chloroethyl vinyl Ether	ND< 4,200	Tetrachloroethene	12,100
Chloroform	ND< 840	1,1,1-Trichloroethane	ND< 840
Dibromochloromethane	ND< 840	1,1,2-Trichloroethane	ND< 840
1,1-Dichloroethane	ND< 840	Trichloroethene	ND< 840
1,2-Dichloroethane	ND< 840	Trichlorofluoromethane	ND< 840
1,1-Dichloroethene	ND< 840	Vinyl chloride	ND< 840
Chlorobenzene	ND< 840	1,3-Dichlorobenzene	ND< 2,100
1,2-Dichlorobenzene	ND< 2,100	1,4-Dichlorobenzene	ND< 840
cis-1,2-Dichloroethene	ND< 840		

ELAP Number 10958 Method: EPA 8260B Data File: V77282.D

Comments: ND denotes Non Detect
ug / Kg = microgram per Kilogram

Signature: _____
Bruce Hoogesteger: Technical Director

This report is part of a multipage document and should only be evaluated in its entirety. Chain of Custody provides additional information, including compliance with sample condition requirements upon receipt.

PARADIGM
ENVIRONMENTAL SERVICES, INC. 179 Lake Avenue Rochester, New York 14608 (585) 647 - 2530 FAX (585) 647 - 3311

Volatile Analysis Report for Soils/Solids/Sludges

Client: Day Environmental, Inc.

Client Job Site: 2308 / 2310 Monroe Ave.
Client Job Number: 4214S-09
Field Location: TCC-D11 (6.7')
Field ID Number: N/A
Sample Type: Soil

Lab Project Number: 10-3037
Lab Sample Number: 10113
Date Sampled: 07/23/2010
Date Received: 07/26/2010
Date Analyzed: 08/04/2010

Halocarbons	Results in ug / Kg	Halocarbons	Results in ug / Kg
Bromodichloromethane	ND< 1,040	trans-1,2-Dichloroethene	ND< 1,040
Bromomethane	ND< 1,040	1,2-Dichloropropane	ND< 1,040
Bromoform	ND< 2,600	cis-1,3-Dichloropropene	ND< 1,040
Carbon Tetrachloride	ND< 2,600	trans-1,3-Dichloropropene	ND< 1,040
Chloroethane	ND< 1,040	Methylene chloride	ND< 2,600
Chloromethane	ND< 1,040	1,1,2,2-Tetrachloroethane	ND< 1,040
2-Chloroethyl vinyl Ether	ND< 5,210	Tetrachloroethene	12,600
Chloroform	ND< 1,040	1,1,1-Trichloroethane	ND< 1,040
Dibromochloromethane	ND< 1,040	1,1,2-Trichloroethane	ND< 1,040
1,1-Dichloroethane	ND< 1,040	Trichloroethene	ND< 1,040
1,2-Dichloroethane	ND< 1,040	Trichlorofluoromethane	ND< 1,040
1,1-Dichloroethene	ND< 1,040	Vinyl chloride	ND< 1,040
Chlorobenzene	ND< 1,040	1,3-Dichlorobenzene	ND< 2,600
1,2-Dichlorobenzene	ND< 2,600	1,4-Dichlorobenzene	ND< 1,040
cis-1,2-Dichloroethene	ND< 1,040		

ELAP Number 10958 Method: EPA 8260B Data File: V77283.D

Comments: ND denotes Non Detect
ug / Kg = microgram per Kilogram

Signature: _____
Bruce Hoogesteger: Technical Director

This report is part of a multipage document and should only be evaluated in its entirety. Chain of Custody provides additional information, including compliance with sample condition requirements upon receipt.

PARADIGM
ENVIRONMENTAL SERVICES, INC. 179 Lake Avenue Rochester, New York 14608 (585) 647 - 2530 FAX (585) 647 - 3311

Volatile Analysis Report for Soils/Solids/Sludges

Client: Day Environmental, Inc.

Client Job Site: 2308 / 2310 Monroe Ave.
Client Job Number: 4214S-09
Field Location: TCC-D12 (7.5')
Field ID Number: N/A
Sample Type: Soil

Lab Project Number: 10-3037
Lab Sample Number: 10114
Date Sampled: 07/23/2010
Date Received: 07/26/2010
Date Analyzed: 08/03/2010

Halocarbons	Results in ug / Kg	Halocarbons	Results in ug / Kg
Bromodichloromethane	ND< 10.0	trans-1,2-Dichloroethene	ND< 10.0
Bromomethane	ND< 10.0	1,2-Dichloropropane	ND< 10.0
Bromoform	ND< 25.0	cis-1,3-Dichloropropene	ND< 10.0
Carbon Tetrachloride	ND< 25.0	trans-1,3-Dichloropropene	ND< 10.0
Chloroethane	ND< 10.0	Methylene chloride	ND< 25.0
Chloromethane	ND< 10.0	1,1,2,2-Tetrachloroethane	ND< 10.0
2-Chloroethyl vinyl Ether	ND< 50.1	Tetrachloroethene	809
Chloroform	ND< 10.0	1,1,1-Trichloroethane	ND< 10.0
Dibromochloromethane	ND< 10.0	1,1,2-Trichloroethane	ND< 10.0
1,1-Dichloroethane	ND< 10.0	Trichloroethene	ND< 10.0
1,2-Dichloroethane	ND< 10.0	Trichlorofluoromethane	ND< 10.0
1,1-Dichloroethene	ND< 10.0	Vinyl chloride	ND< 10.0
Chlorobenzene	ND< 10.0	1,3-Dichlorobenzene	ND< 25.0
1,2-Dichlorobenzene	ND< 25.0	1,4-Dichlorobenzene	ND< 10.0
cis-1,2-Dichloroethene	21.8		

ELAP Number 10958 Method: EPA 8260B Data File: V77209.D

Comments: ND denotes Non Detect
ug / Kg = microgram per Kilogram

Signature:
Bruce Hoogesteger: Technical Director

This report is part of a multipage document and should only be evaluated in its entirety. Chain of Custody provides additional information, including compliance with sample condition requirements upon receipt.

PARADIGM
ENVIRONMENTAL SERVICES, INC. 179 Lake Avenue Rochester, New York 14608 (585) 647 - 2530 FAX (585) 647 - 3311

Volatile Analysis Report for Soils/Solids/Sludges

Client: Day Environmental, Inc.

Client Job Site: 2308 / 2310 Monroe Ave.
Client Job Number: 4214S-09
Field Location: TCC-D13A (7.0')
Field ID Number: N/A
Sample Type: Soil

Lab Project Number: 10-3037
Lab Sample Number: 10115
Date Sampled: 07/23/2010
Date Received: 07/26/2010
Date Analyzed: 08/05/2010

Halocarbons	Results in ug / Kg	Halocarbons	Results in ug / Kg
Bromodichloromethane	ND< 43,300	trans-1,2-Dichloroethene	ND< 43,300
Bromomethane	ND< 43,300	1,2-Dichloropropane	ND< 43,300
Bromoform	ND< 108,000	cis-1,3-Dichloropropene	ND< 43,300
Carbon Tetrachloride	ND< 108,000	trans-1,3-Dichloropropene	ND< 43,300
Chloroethane	ND< 43,300	Methylene chloride	ND< 108,000
Chloromethane	ND< 43,300	1,1,2,2-Tetrachloroethane	ND< 43,300
2-Chloroethyl vinyl Ether	ND< 217,000	Tetrachloroethene	3,350,000
Chloroform	ND< 43,300	1,1,1-Trichloroethane	ND< 43,300
Dibromochloromethane	ND< 43,300	1,1,2-Trichloroethane	ND< 43,300
1,1-Dichloroethane	ND< 43,300	Trichloroethene	ND< 43,300
1,2-Dichloroethane	ND< 43,300	Trichlorofluoromethane	ND< 43,300
1,1-Dichloroethene	ND< 43,300	Vinyl chloride	ND< 43,300
Chlorobenzene	ND< 43,300	1,3-Dichlorobenzene	ND< 108,000
1,2-Dichlorobenzene	ND< 108,000	1,4-Dichlorobenzene	ND< 43,300
cis-1,2-Dichloroethene	ND< 43,300		

ELAP Number 10958 Method: EPA 8260B Data File: V77318.D

Comments: ND denotes Non Detect
ug / Kg = microgram per Kilogram

Signature: _____
Bruce Hoogesteger: Technical Director

This report is part of a multipage document and should only be evaluated in its entirety. Chain of Custody provides additional information, including compliance with sample condition requirements upon receipt.

PARADIGM
ENVIRONMENTAL SERVICES, INC. 179 Lake Avenue Rochester, New York 14608 (585) 647 - 2530 FAX (585) 647 - 3311

Volatile Analysis Report for Soils/Solids/Sludges

Client: Day Environmental, Inc.

Client Job Site: 2308 / 2310 Monroe Ave.
Client Job Number: 4214S-09
Field Location: TCC-D14 (8.0')
Field ID Number: N/A
Sample Type: Soil

Lab Project Number: 10-3037
Lab Sample Number: 10116
Date Sampled: 07/23/2010
Date Received: 07/26/2010
Date Analyzed: 08/05/2010

Halocarbons	Results in ug / Kg	Halocarbons	Results in ug / Kg
Bromodichloromethane	ND< 14,900	trans-1,2-Dichloroethene	ND< 14,900
Bromomethane	ND< 14,900	1,2-Dichloropropane	ND< 14,900
Bromoform	ND< 37,200	cis-1,3-Dichloropropene	ND< 14,900
Carbon Tetrachloride	ND< 37,200	trans-1,3-Dichloropropene	ND< 14,900
Chloroethane	ND< 14,900	Methylene chloride	ND< 37,200
Chloromethane	ND< 14,900	1,1,2,2-Tetrachloroethane	ND< 14,900
2-Chloroethyl vinyl Ether	ND< 74,400	Tetrachloroethene	595,000
Chloroform	ND< 14,900	1,1,1-Trichloroethane	ND< 14,900
Dibromochloromethane	ND< 14,900	1,1,2-Trichloroethane	ND< 14,900
1,1-Dichloroethane	ND< 14,900	Trichloroethene	ND< 14,900
1,2-Dichloroethane	ND< 14,900	Trichlorofluoromethane	ND< 14,900
1,1-Dichloroethene	ND< 14,900	Vinyl chloride	ND< 14,900
Chlorobenzene	ND< 14,900	1,3-Dichlorobenzene	ND< 37,200
1,2-Dichlorobenzene	ND< 37,200	1,4-Dichlorobenzene	ND< 14,900
cis-1,2-Dichloroethene	ND< 14,900		

ELAP Number 10958 Method: EPA 8260B Data File: V77319.D

Comments: ND denotes Non Detect
ug / Kg = microgram per Kilogram

Signature: _____
Bruce Hoogesteger: Technical Director

This report is part of a multipage document and should only be evaluated in its entirety. Chain of Custody provides additional information, including compliance with sample condition requirements upon receipt.

179 Lake Avenue, Rochester, NY 14608 Office (585) 647-2530 Fax (585) 647-3311

PARADIGM ENVIRONMENTAL SERVICES, INC

CHAIN OF CUSTODY

REPORT TO:

COMPANY: Day Environmental, Inc
ADDRESS: 40 Commercial Street
CITY: Rochester STATE: NY ZIP: 14614
PHONE: 585-454-0210 FAX:
ATTN: Charles Hampton
COMMENTS:

INVOICE TO:

COMPANY: Same
ADDRESS:
CITY: STATE: ZIP:
PHONE: FAX:
ATTN:

LAB PROJECT #: 10-3037
CLIENT PROJECT #: 42145-09

TURNAROUND TIME: (WORKING DAYS)
See Quote
STD: 1 2 3 5
OTHER: 10 days per quote eff 7/26

Quotation # MS071310A

PROJECT NAME/SITE NAME: 2308/2310 Monroe Ave

REQUESTED ANALYSIS

	DATE	TIME	COMPOSITE	GRAB	SAMPLE LOCATION/FIELD ID	MATRIX	NUMBER CONTAINERS	Halogenated VOC's 8260										REMARKS	PARADIGM LAB SAMPLE NUMBER
1	7/23/10	08:35		X	TCC-D7 (4.5')	Soil	1	X											10108
2	7/23/10	08:36		X	TCC-D7 (7.0')	Soil	1	X											10109
3	7/23/10	09:26		X	TCC-D8 (8.5')	Soil	1	X											10110
4	7/23/10	10:00		X	TCC-D9 (6.0')	Soil	1	X											10111
5	7/23/10	10:50		X	TCC-D10 (7.5')	Soil	1	X											10112
6	7/23/10	12:28		X	TCC-D11 (6.7')	Soil	1	X											10113
7	7/23/10	13:49		X	TCC-D12 (7.5')	Soil	1	X											10114
8	7/23/10	14:40		X	TCC-D13A (7.0')	Soil	1	X											10115
9	7/23/10	15:40		X	TCC-D14 (8.0')	Soil	1	X											10116
10																			

LAB USE ONLY BELOW THIS LINE

Sample Condition: Per NELAC/ELAP 210/241/242/243/244

Receipt Parameter	NELAC Compliance	
Container Type:	Y [X]	N [ ]
Comments:		
Preservation:	Y [ ]	N [ ]
Comments: N/A		
Holding Time:	Y [X]	N [ ]
Comments:		
Temperature:	Y [ ]	N [X]
Comments: 12°C iced		

Charles Hampton — Sampled By — 7/23/10 @ 16:00 — Date/Time

[signature] — Relinquished By — 7/26/10 @ 11:00 — Date/Time

[signature] — Received By — 7/26/10 1100 — Date/Time

Emily Taumen — Received @ Lab By — 7/26/10 1140 — Date/Time

Total Cost:

P.I.F.

PARADIGM
ENVIRONMENTAL SERVICES, INC.

Analytical Report Cover Page

Day Environmental

For Lab Project # 10-3561
Issued September 9, 2010
This report contains a total of 19 pages

The reported results relate only to the samples as they have been received by the laboratory.

Any noncompliant QC parameters having impact on the data are flagged or documented on the final report.

All soil/sludge samples have been reported on a dry weight basis, unless qualified "reported as received". Other solids are reported as received.

Each page of this document is part of a multipage report. This document may not be reproduced except in its entirety, without the prior consent of Paradigm Environmental Services, Inc.

The Chain of Custody provides additional information, including compliance with sample condition requirements upon receipt. Sample condition requirements are defined under the 2003 NELAC Standard, sections 5.5.8.3.1 and 5.5.8.3.2.

NYSDOH ELAP does not certify for all parameters. Paradigm Environmental Services or the indicated subcontracted laboratory does hold certification for all analytes where certification is offered by ELAP unless otherwise specified.

Data qualifiers are used, when necessary, to provide additional information about the data. This information may be communicated as a flag or as text at the bottom of the report. Please refer to the following list of frequently used data flags and their meaning:

"<" = analyzed for but not detected at or above the reporting limit.
"E" = Result has been estimated, calibration limit exceeded.
"Z" = See case narrative.
"D" = Duplicate results outside QC limits. May indicate a non-homogenous matrix.
"M" = Matrix spike recoveries outside QC limits. Matrix bias indicated.
"B" = Method blank contained trace levels of analyte. Refer to included method blank report.

PARADIGM
ENVIRONMENTAL SERVICES, INC.
WWW.PARADIGMENV.COM
179 Lake Avenue, Rochester, NY 14608 PHONE: 585-647-2530 TOLL FREE: 800-724-1997 FAX: 585-647-3311

LAB PROJECT NARRATIVE

CLIENT: Day Environmental
PROJECT NAME: 2308-2310 Monroe Ave
LAB PROJECT NUMBER: 10-3561
DATE: September 9, 2010

Fourteen solid samples were collected by the client on 8/31/2010 and logged in at the Paradigm laboratory on 9/1/2010. The samples were submitted for volatile halogenated organics analysis by EPA method 8260.

All analyses proceeded with no procedural or QC exceptions, except the sample designated "TCC-D15@(9.0')". This sample was run once via the low level method, generating a result of 28,800 ug/kg for tetracholorethene. This is reported as an estimate, because it was slightly above the instrument calibration range. A re-run of the sample, using the medium level procedure, generated a result of 1,970 ug/kg, also an estimated value. A third analysis confirmed that the sample was quite non-homogeneous in analyte concentration. Unfortunately, the method limits significant manual homogenization of the sample, due to potential loss of analyte by volatilization. The high and low value reports are both included to document the target concentration range.

PARADIGM
ENVIRONMENTAL SERVICES, INC. 179 Lake Avenue Rochester, New York 14608 (585) 647 - 2530 FAX (585) 647 - 3311

Volatile Analysis Report for Soils/Solids/Sludges

Client: Day Environmental

Client Job Site: 2308-2310 Monroe Ave.
Client Job Number: 4214S-09
Field Location: TCC-D15 @ (9.0')
Field ID Number: N/A
Sample Type: Soil

Lab Project Number: 10-3561
Lab Sample Number: 11584
Date Sampled: 08/31/2010
Date Received: 09/01/2010
Date Analyzed: 09/09/2010

Halocarbons	Results in ug / Kg	Halocarbons	Results in ug / Kg
Bromodichloromethane	ND< 223	trans-1,2-Dichloroethene	ND< 223
Bromomethane	ND< 223	1,2-Dichloropropane	ND< 223
Bromoform	ND< 558	cis-1,3-Dichloropropene	ND< 223
Carbon Tetrachloride	ND< 558	trans-1,3-Dichloropropene	ND< 223
Chloroethane	ND< 223	Methylene chloride	ND< 558
Chloromethane	ND< 223	1,1,2,2-Tetrachloroethane	ND< 223
2-Chloroethyl vinyl Ether	ND< 1,120	Tetrachloroethene	E 28,800
Chloroform	ND< 223	1,1,1-Trichloroethane	ND< 223
Dibromochloromethane	ND< 223	1,1,2-Trichloroethane	ND< 223
1,1-Dichloroethane	ND< 223	Trichloroethene	228
1,2-Dichloroethane	ND< 223	Trichlorofluoromethane	ND< 223
1,1-Dichloroethene	ND< 223	Vinyl chloride	ND< 223
Chlorobenzene	ND< 223	1,3-Dichlorobenzene	ND< 558
1,2-Dichlorobenzene	ND< 558	1,4-Dichlorobenzene	ND< 223
cis-1,2-Dichloroethene	ND< 223		

ELAP Number 10958 Method: EPA 8260B Data File: V78152.D

Comments: ND denotes Non Detect
ug / Kg = microgram per Kilogram

Signature:
Bruce Hoogesteger: Technical Director

This report is part of a multipage document and should only be evaluated in its entirety. Chain of Custody provides additional information, including compliance with sample condition requirements upon receipt.

PARADIGM
ENVIRONMENTAL SERVICES, INC. 179 Lake Avenue Rochester, New York 14608 (585) 647 - 2530 FAX (585) 647 - 3311

Volatile Analysis Report for Soils/Solids/Sludges

Client: Day Environmental

Client Job Site: 2308-2310 Monroe Ave.
Client Job Number: 4214S-09
Field Location: TCC-D15 @ (9.0')
Field ID Number: N/A
Sample Type: Soil

Lab Project Number: 10-3561
Lab Sample Number: 11584
Date Sampled: 08/31/2010
Date Received: 09/01/2010
Date Analyzed: 09/07/2010

Halocarbons	Results in ug / Kg	Halocarbons	Results in ug / Kg
Bromodichloromethane	ND< 2,190	trans-1,2-Dichloroethene	ND< 2,190
Bromomethane	ND< 2,190	1,2-Dichloropropane	ND< 2,190
Bromoform	ND< 5,470	cis-1,3-Dichloropropene	ND< 2,190
Carbon Tetrachloride	ND< 5,470	trans-1,3-Dichloropropene	ND< 2,190
Chloroethane	ND< 2,190	Methylene chloride	ND< 5,470
Chloromethane	ND< 2,190	1,1,2,2-Tetrachloroethane	ND< 2,190
2-Chloroethyl vinyl Ether	ND< 10,900	Tetrachloroethene	J 1,970
Chloroform	ND< 2,190	1,1,1-Trichloroethane	ND< 2,190
Dibromochloromethane	ND< 2,190	1,1,2-Trichloroethane	ND< 2,190
1,1-Dichloroethane	ND< 2,190	Trichloroethene	ND< 2,190
1,2-Dichloroethane	ND< 2,190	Trichlorofluoromethane	ND< 2,190
1,1-Dichloroethene	ND< 2,190	Vinyl chloride	ND< 2,190
Chlorobenzene	ND< 2,190	1,3-Dichlorobenzene	ND< 5,470
1,2-Dichlorobenzene	ND< 5,470	1,4-Dichlorobenzene	ND< 2,190
cis-1,2-Dichloroethene	ND< 2,190		

ELAP Number 10958 Method: EPA 8260B Data File: V78084.D

Comments: ND denotes Non Detect
ug / Kg = microgram per Kilogram

Signature: _____
Bruce Hoogesteger: Technical Director

This report is part of a multipage document and should only be evaluated in its entirety. Chain of Custody provides additional information, including compliance with sample condition requirements upon receipt.

PARADIGM
ENVIRONMENTAL SERVICES, INC. 179 Lake Avenue Rochester, New York 14608 (585) 647 - 2530 FAX (585) 647 - 3311

Volatile Analysis Report for Soils/Solids/Sludges

Client: Day Environmental

Client Job Site: 2308-2310 Monroe Ave.
Client Job Number: 4214S-09
Field Location: TCC-D16A (7.5')
Field ID Number: N/A
Sample Type: Soil

Lab Project Number: 10-3561
Lab Sample Number: 11585
Date Sampled: 08/31/2010
Date Received: 09/01/2010
Date Analyzed: 09/07/2010

Halocarbons	Results in ug / Kg	Halocarbons	Results in ug / Kg
Bromodichloromethane	ND< 90,100	trans-1,2-Dichloroethene	ND< 90,100
Bromomethane	ND< 90,100	1,2-Dichloropropane	ND< 90,100
Bromoform	ND< 225,000	cis-1,3-Dichloropropene	ND< 90,100
Carbon Tetrachloride	ND< 225,000	trans-1,3-Dichloropropene	ND< 90,100
Chloroethane	ND< 90,100	Methylene chloride	ND< 225,000
Chloromethane	ND< 90,100	1,1,2,2-Tetrachloroethane	ND< 90,100
2-Chloroethyl vinyl Ether	ND< 451,000	Tetrachloroethene	289,000
Chloroform	ND< 90,100	1,1,1-Trichloroethane	ND< 90,100
Dibromochloromethane	ND< 90,100	1,1,2-Trichloroethane	ND< 90,100
1,1-Dichloroethane	ND< 90,100	Trichloroethene	ND< 90,100
1,2-Dichloroethane	ND< 90,100	Trichlorofluoromethane	ND< 90,100
1,1-Dichloroethene	ND< 90,100	Vinyl chloride	ND< 90,100
Chlorobenzene	ND< 90,100	1,3-Dichlorobenzene	ND< 225,000
1,2-Dichlorobenzene	ND< 225,000	1,4-Dichlorobenzene	ND< 90,100
cis-1,2-Dichloroethene	ND< 90,100		

ELAP Number 10958 Method: EPA 8260B Data File: V78085.D

Comments: ND denotes Non Detect
ug / Kg = microgram per Kilogram

Signature:
Bruce Hoogesteger: Technical Director

This report is part of a multipage document and should only be evaluated in its entirety. Chain of Custody provides additional information, including compliance with sample condition requirements upon receipt.

PARADIGM
ENVIRONMENTAL SERVICES, INC. 179 Lake Avenue Rochester, New York 14608 (585) 647 - 2530 FAX (585) 647 - 3311

Volatile Analysis Report for Soils/Solids/Sludges

Client: Day Environmental

Client Job Site: 2308-2310 Monroe Ave.
Client Job Number: 4214S-09
Field Location: TCC-D16A (9.0')
Field ID Number: N/A
Sample Type: Soil

Lab Project Number: 10-3561
Lab Sample Number: 11586
Date Sampled: 08/31/2010
Date Received: 09/01/2010
Date Analyzed: 09/07/2010

Halocarbons	Results in ug / Kg	Halocarbons	Results in ug / Kg
Bromodichloromethane	ND< 1,920	trans-1,2-Dichloroethene	ND< 1,920
Bromomethane	ND< 1,920	1,2-Dichloropropane	ND< 1,920
Bromoform	ND< 4,800	cis-1,3-Dichloropropene	ND< 1,920
Carbon Tetrachloride	ND< 4,800	trans-1,3-Dichloropropene	ND< 1,920
Chloroethane	ND< 1,920	Methylene chloride	ND< 4,800
Chloromethane	ND< 1,920	1,1,2,2-Tetrachloroethane	ND< 1,920
2-Chloroethyl vinyl Ether	ND< 9,590	Tetrachloroethene	22,300
Chloroform	ND< 1,920	1,1,1-Trichloroethane	ND< 1,920
Dibromochloromethane	ND< 1,920	1,1,2-Trichloroethane	ND< 1,920
1,1-Dichloroethane	ND< 1,920	Trichloroethene	ND< 1,920
1,2-Dichloroethane	ND< 1,920	Trichlorofluoromethane	ND< 1,920
1,1-Dichloroethene	ND< 1,920	Vinyl chloride	ND< 1,920
Chlorobenzene	ND< 1,920	1,3-Dichlorobenzene	ND< 4,800
1,2-Dichlorobenzene	ND< 4,800	1,4-Dichlorobenzene	ND< 1,920
cis-1,2-Dichloroethene	ND< 1,920		

ELAP Number 10958 Method: EPA 8260B Data File: V78086.D

Comments: ND denotes Non Detect
ug / Kg = microgram per Kilogram

Signature:
Bruce Hoogesteger: Technical Director

This report is part of a multipage document and should only be evaluated in its entirety. Chain of Custody provides additional information, including compliance with sample condition requirements upon receipt.

PARADIGM
ENVIRONMENTAL SERVICES, INC. 179 Lake Avenue Rochester, New York 14608 (585) 647 - 2530 FAX (585) 647 - 3311

Volatile Analysis Report for Soils/Solids/Sludges

Client: Day Environmental

Client Job Site: 2308-2310 Monroe Ave.
Client Job Number: 4214S-09
Field Location: TCC-D17A (7.0')
Field ID Number: N/A
Sample Type: Soil

Lab Project Number: 10-3561
Lab Sample Number: 11587
Date Sampled: 08/31/2010
Date Received: 09/01/2010
Date Analyzed: 09/07/2010

Halocarbons	Results in ug / Kg	Halocarbons	Results in ug / Kg
Bromodichloromethane	ND< 878	trans-1,2-Dichloroethene	ND< 878
Bromomethane	ND< 878	1,2-Dichloropropane	ND< 878
Bromoform	ND< 2,190	cis-1,3-Dichloropropene	ND< 878
Carbon Tetrachloride	ND< 2,190	trans-1,3-Dichloropropene	ND< 878
Chloroethane	ND< 878	Methylene chloride	ND< 2,190
Chloromethane	ND< 878	1,1,2,2-Tetrachloroethane	ND< 878
2-Chloroethyl vinyl Ether	ND< 4,390	Tetrachloroethene	2,800
Chloroform	ND< 878	1,1,1-Trichloroethane	ND< 878
Dibromochloromethane	ND< 878	1,1,2-Trichloroethane	ND< 878
1,1-Dichloroethane	ND< 878	Trichloroethene	ND< 878
1,2-Dichloroethane	ND< 878	Trichlorofluoromethane	ND< 878
1,1-Dichloroethene	ND< 878	Vinyl chloride	ND< 878
Chlorobenzene	ND< 878	1,3-Dichlorobenzene	ND< 2,190
1,2-Dichlorobenzene	ND< 2,190	1,4-Dichlorobenzene	ND< 878
cis-1,2-Dichloroethene	ND< 878		

ELAP Number 10958 Method: EPA 8260B Data File: V78087.D

Comments: ND denotes Non Detect
ug / Kg = microgram per Kilogram

Signature: _____
Bruce Hoogesteger: Technical Director

This report is part of a multipage document and should only be evaluated in its entirety. Chain of Custody provides additional information, including compliance with sample condition requirements upon receipt.

PARADIGM
ENVIRONMENTAL SERVICES, INC. 179 Lake Avenue Rochester, New York 14608 (585) 647 - 2530 FAX (585) 647 - 3311

Volatile Analysis Report for Soils/Solids/Sludges

Client: Day Environmental

Client Job Site: 2308-2310 Monroe Ave.
Client Job Number: 4214S-09
Field Location: TCC-D18 (7.5')
Field ID Number: N/A
Sample Type: Soil

Lab Project Number: 10-3561
Lab Sample Number: 11588
Date Sampled: 08/31/2010
Date Received: 09/01/2010
Date Analyzed: 09/07/2010

Halocarbons	Results in ug / Kg	Halocarbons	Results in ug / Kg
Bromodichloromethane	ND< 1,130	trans-1,2-Dichloroethene	ND< 1,130
Bromomethane	ND< 1,130	1,2-Dichloropropane	ND< 1,130
Bromoform	ND< 2,830	cis-1,3-Dichloropropene	ND< 1,130
Carbon Tetrachloride	ND< 2,830	trans-1,3-Dichloropropene	ND< 1,130
Chloroethane	ND< 1,130	Methylene chloride	ND< 2,830
Chloromethane	ND< 1,130	1,1,2,2-Tetrachloroethane	ND< 1,130
2-Chloroethyl vinyl Ether	ND< 5,660	Tetrachloroethene	12,100
Chloroform	ND< 1,130	1,1,1-Trichloroethane	ND< 1,130
Dibromochloromethane	ND< 1,130	1,1,2-Trichloroethane	ND< 1,130
1,1-Dichloroethane	ND< 1,130	Trichloroethene	ND< 1,130
1,2-Dichloroethane	ND< 1,130	Trichlorofluoromethane	ND< 1,130
1,1-Dichloroethene	ND< 1,130	Vinyl chloride	ND< 1,130
Chlorobenzene	ND< 1,130	1,3-Dichlorobenzene	ND< 2,830
1,2-Dichlorobenzene	ND< 2,830	1,4-Dichlorobenzene	ND< 1,130
cis-1,2-Dichloroethene	ND< 1,130		

ELAP Number 10958 Method: EPA 8260B Data File: V78088.D

Comments: ND denotes Non Detect
ug / Kg = microgram per Kilogram

Signature:
Bruce Hoogesteger: Technical Director

This report is part of a multipage document and should only be evaluated in its entirety. Chain of Custody provides additional information, including compliance with sample condition requirements upon receipt.

PARADIGM
ENVIRONMENTAL SERVICES, INC. 179 Lake Avenue Rochester, New York 14608 (585) 647 - 2530 FAX (585) 647 - 3311

Volatile Analysis Report for Soils/Solids/Sludges

Client: Day Environmental

Client Job Site: 2308-2310 Monroe Ave.
Client Job Number: 4214S-09
Field Location: TCC-D19 (7.0')
Field ID Number: N/A
Sample Type: Soil

Lab Project Number: 10-3561
Lab Sample Number: 11589
Date Sampled: 08/31/2010
Date Received: 09/01/2010
Date Analyzed: 09/07/2010

Halocarbons	Results in ug / Kg	Halocarbons	Results in ug / Kg
Bromodichloromethane	ND< 89,000	trans-1,2-Dichloroethene	ND< 89,000
Bromomethane	ND< 89,000	1,2-Dichloropropane	ND< 89,000
Bromoform	ND< 223,000	cis-1,3-Dichloropropene	ND< 89,000
Carbon Tetrachloride	ND< 223,000	trans-1,3-Dichloropropene	ND< 89,000
Chloroethane	ND< 89,000	Methylene chloride	ND< 223,000
Chloromethane	ND< 89,000	1,1,2,2-Tetrachloroethane	ND< 89,000
2-Chloroethyl vinyl Ether	ND< 445,000	Tetrachloroethene	320,000
Chloroform	ND< 89,000	1,1,1-Trichloroethane	ND< 89,000
Dibromochloromethane	ND< 89,000	1,1,2-Trichloroethane	ND< 89,000
1,1-Dichloroethane	ND< 89,000	Trichloroethene	ND< 89,000
1,2-Dichloroethane	ND< 89,000	Trichlorofluoromethane	ND< 89,000
1,1-Dichloroethene	ND< 89,000	Vinyl chloride	ND< 89,000
Chlorobenzene	ND< 89,000	1,3-Dichlorobenzene	ND< 223,000
1,2-Dichlorobenzene	ND< 223,000	1,4-Dichlorobenzene	ND< 89,000
cis-1,2-Dichloroethene	ND< 89,000		

ELAP Number 10958 Method: EPA 8260B Data File: V78089.D

Comments: ND denotes Non Detect
ug / Kg = microgram per Kilogram

Signature: _____
Bruce Hoogesteger: Technical Director

This report is part of a multipage document and should only be evaluated in its entirety. Chain of Custody provides additional information, including compliance with sample condition requirements upon receipt.

PARADIGM
ENVIRONMENTAL SERVICES, INC. 179 Lake Avenue Rochester, New York 14608 (585) 647 - 2530 FAX (585) 647 - 3311

Volatile Analysis Report for Soils/Solids/Sludges

Client: Day Environmental

Client Job Site: 2308-2310 Monroe Ave.
Client Job Number: 4214S-09
Field Location: TCC-D19 (9.5')
Field ID Number: N/A
Sample Type: Soil

Lab Project Number: 10-3561
Lab Sample Number: 11590
Date Sampled: 08/31/2010
Date Received: 09/01/2010
Date Analyzed: 09/07/2010

Halocarbons	Results in ug / Kg	Halocarbons	Results in ug / Kg
Bromodichloromethane	ND< 1,610	trans-1,2-Dichloroethene	ND< 1,610
Bromomethane	ND< 1,610	1,2-Dichloropropane	ND< 1,610
Bromoform	ND< 4,040	cis-1,3-Dichloropropene	ND< 1,610
Carbon Tetrachloride	ND< 4,040	trans-1,3-Dichloropropene	ND< 1,610
Chloroethane	ND< 1,610	Methylene chloride	ND< 4,040
Chloromethane	ND< 1,610	1,1,2,2-Tetrachloroethane	ND< 1,610
2-Chloroethyl vinyl Ether	ND< 8,070	Tetrachloroethene	31,500
Chloroform	ND< 1,610	1,1,1-Trichloroethane	ND< 1,610
Dibromochloromethane	ND< 1,610	1,1,2-Trichloroethane	ND< 1,610
1,1-Dichloroethane	ND< 1,610	Trichloroethene	ND< 1,610
1,2-Dichloroethane	ND< 1,610	Trichlorofluoromethane	ND< 1,610
1,1-Dichloroethene	ND< 1,610	Vinyl chloride	ND< 1,610
Chlorobenzene	ND< 1,610	1,3-Dichlorobenzene	ND< 4,040
1,2-Dichlorobenzene	ND< 4,040	1,4-Dichlorobenzene	ND< 1,610
cis-1,2-Dichloroethene	ND< 1,610		

ELAP Number 10958 Method: EPA 8260B Data File: V78090.D

Comments: ND denotes Non Detect
ug / Kg = microgram per Kilogram

Signature: _____
Bruce Hoogesteger: Technical Director

This report is part of a multipage document and should only be evaluated in its entirety. Chain of Custody provides additional information, including compliance with sample condition requirements upon receipt.

PARADIGM
ENVIRONMENTAL SERVICES, INC. 179 Lake Avenue Rochester, New York 14608 (585) 647 - 2530 FAX (585) 647 - 3311

Volatile Analysis Report for Soils/Solids/Sludges

Client: Day Environmental

Client Job Site: 2308-2310 Monroe Ave.
Client Job Number: 4214S-09
Field Location: TCC-D20 (7.5')
Field ID Number: N/A
Sample Type: Soil

Lab Project Number: 10-3561
Lab Sample Number: 11591
Date Sampled: 08/31/2010
Date Received: 09/01/2010
Date Analyzed: 09/07/2010

Halocarbons	Results in ug / Kg	Halocarbons	Results in ug / Kg
Bromodichloromethane	ND< 2,350	trans-1,2-Dichloroethene	ND< 2,350
Bromomethane	ND< 2,350	1,2-Dichloropropane	ND< 2,350
Bromoform	ND< 5,880	cis-1,3-Dichloropropene	ND< 2,350
Carbon Tetrachloride	ND< 5,880	trans-1,3-Dichloropropene	ND< 2,350
Chloroethane	ND< 2,350	Methylene chloride	ND< 5,880
Chloromethane	ND< 2,350	1,1,2,2-Tetrachloroethane	ND< 2,350
2-Chloroethyl vinyl Ether	ND< 11,800	Tetrachloroethene	9,690
Chloroform	ND< 2,350	1,1,1-Trichloroethane	ND< 2,350
Dibromochloromethane	ND< 2,350	1,1,2-Trichloroethane	ND< 2,350
1,1-Dichloroethane	ND< 2,350	Trichloroethene	ND< 2,350
1,2-Dichloroethane	ND< 2,350	Trichlorofluoromethane	ND< 2,350
1,1-Dichloroethene	ND< 2,350	Vinyl chloride	ND< 2,350
Chlorobenzene	ND< 2,350	1,3-Dichlorobenzene	ND< 5,880
1,2-Dichlorobenzene	ND< 5,880	1,4-Dichlorobenzene	ND< 2,350
cis-1,2-Dichloroethene	ND< 2,350		

ELAP Number 10958 Method: EPA 8260B Data File: V78091.D

Comments: ND denotes Non Detect
ug / Kg = microgram per Kilogram

Signature: _____
Bruce Hoogesteger: Technical Director

This report is part of a multipage document and should only be evaluated in its entirety. Chain of Custody provides additional information, including compliance with sample condition requirements upon receipt.

PARADIGM
ENVIRONMENTAL SERVICES, INC. 179 Lake Avenue Rochester, New York 14608 (585) 647 - 2530 FAX (585) 647 - 3311

Volatile Analysis Report for Soils/Solids/Sludges

Client: Day Environmental

Client Job Site: 2308-2310 Monroe Ave.
Client Job Number: 4214S-09
Field Location: TCC-D21 (8.0')
Field ID Number: N/A
Sample Type: Soil

Lab Project Number: 10-3561
Lab Sample Number: 11592
Date Sampled: 08/31/2010
Date Received: 09/01/2010
Date Analyzed: 09/07/2010

Halocarbons	Results in ug / Kg	Halocarbons	Results in ug / Kg
Bromodichloromethane	ND< 1,800	trans-1,2-Dichloroethene	ND< 1,800
Bromomethane	ND< 1,800	1,2-Dichloropropane	ND< 1,800
Bromoform	ND< 4,490	cis-1,3-Dichloropropene	ND< 1,800
Carbon Tetrachloride	ND< 4,490	trans-1,3-Dichloropropene	ND< 1,800
Chloroethane	ND< 1,800	Methylene chloride	ND< 4,490
Chloromethane	ND< 1,800	1,1,2,2-Tetrachloroethane	ND< 1,800
2-Chloroethyl vinyl Ether	ND< 8,980	Tetrachloroethene	97,100
Chloroform	ND< 1,800	1,1,1-Trichloroethane	ND< 1,800
Dibromochloromethane	ND< 1,800	1,1,2-Trichloroethane	ND< 1,800
1,1-Dichloroethane	ND< 1,800	Trichloroethene	ND< 1,800
1,2-Dichloroethane	ND< 1,800	Trichlorofluoromethane	ND< 1,800
1,1-Dichloroethene	ND< 1,800	Vinyl chloride	ND< 1,800
Chlorobenzene	ND< 1,800	1,3-Dichlorobenzene	ND< 4,490
1,2-Dichlorobenzene	ND< 4,490	1,4-Dichlorobenzene	ND< 1,800
cis-1,2-Dichloroethene	ND< 1,800		

ELAP Number 10958 Method: EPA 8260B Data File: V78092.D

Comments: ND denotes Non Detect
ug / Kg = microgram per Kilogram

Signature:
Bruce Hoogesteger: Technical Director

This report is part of a multipage document and should only be evaluated in its entirety. Chain of Custody provides additional information, including compliance with sample condition requirements upon receipt.

PARADIGM
ENVIRONMENTAL SERVICES, INC. 179 Lake Avenue Rochester, New York 14608 (585) 647 - 2530 FAX (585) 647 - 3311

Volatile Analysis Report for Soils/Solids/Sludges

Client: Day Environmental

Client Job Site:	2308-2310 Monroe Ave.	**Lab Project Number:**	10-3561
		Lab Sample Number:	11593
Client Job Number:	4214S-09		
Field Location:	TCC-D22 (8.0')	**Date Sampled:**	08/31/2010
Field ID Number:	N/A	**Date Received:**	09/01/2010
Sample Type:	Soil	**Date Analyzed:**	09/07/2010

Halocarbons	Results in ug / Kg	Halocarbons	Results in ug / Kg
Bromodichloromethane	ND< 121,000	trans-1,2-Dichloroethene	ND< 121,000
Bromomethane	ND< 121,000	1,2-Dichloropropane	ND< 121,000
Bromoform	ND< 303,000	cis-1,3-Dichloropropene	ND< 121,000
Carbon Tetrachloride	ND< 303,000	trans-1,3-Dichloropropene	ND< 121,000
Chloroethane	ND< 121,000	Methylene chloride	ND< 303,000
Chloromethane	ND< 121,000	1,1,2,2-Tetrachloroethane	ND< 121,000
2-Chloroethyl vinyl Ether	ND< 607,000	Tetrachloroethene	1,530,000
Chloroform	ND< 121,000	1,1,1-Trichloroethane	ND< 121,000
Dibromochloromethane	ND< 121,000	1,1,2-Trichloroethane	ND< 121,000
1,1-Dichloroethane	ND< 121,000	Trichloroethene	ND< 121,000
1,2-Dichloroethane	ND< 121,000	Trichlorofluoromethane	ND< 121,000
1,1-Dichloroethene	ND< 121,000	Vinyl chloride	ND< 121,000
Chlorobenzene	ND< 121,000	1,3-Dichlorobenzene	ND< 303,000
1,2-Dichlorobenzene	ND< 303,000	1,4-Dichlorobenzene	ND< 121,000
cis-1,2-Dichloroethene	ND< 121,000		

ELAP Number 10958 Method: EPA 8260B Data File: V78093.D

Comments: ND denotes Non Detect
ug / Kg = microgram per Kilogram

Signature:
Bruce Hoogesteger: Technical Director

This report is part of a multipage document and should only be evaluated in its entirety. Chain of Custody provides additional information, including compliance with sample condition requirements upon receipt.

PARADIGM
ENVIRONMENTAL SERVICES, INC. 179 Lake Avenue Rochester, New York 14608 (585) 647 - 2530 FAX (585) 647 - 3311

Volatile Analysis Report for Soils/Solids/Sludges

Client: Day Environmental

Client Job Site: 2308-2310 Monroe Ave.
Client Job Number: 4214S-09
Field Location: TCC-D23 (7.5')
Field ID Number: N/A
Sample Type: Soil

Lab Project Number: 10-3561
Lab Sample Number: 11594
Date Sampled: 08/31/2010
Date Received: 09/01/2010
Date Analyzed: 09/07/2010

Halocarbons	Results in ug / Kg	Halocarbons	Results in ug / Kg
Bromodichloromethane	ND< 830	trans-1,2-Dichloroethene	ND< 830
Bromomethane	ND< 830	1,2-Dichloropropane	ND< 830
Bromoform	ND< 2,070	cis-1,3-Dichloropropene	ND< 830
Carbon Tetrachloride	ND< 2,070	trans-1,3-Dichloropropene	ND< 830
Chloroethane	ND< 830	Methylene chloride	ND< 2,070
Chloromethane	ND< 830	1,1,2,2-Tetrachloroethane	ND< 830
2-Chloroethyl vinyl Ether	ND< 4,150	Tetrachloroethene	13,600
Chloroform	ND< 830	1,1,1-Trichloroethane	ND< 830
Dibromochloromethane	ND< 830	1,1,2-Trichloroethane	ND< 830
1,1-Dichloroethane	ND< 830	Trichloroethene	ND< 830
1,2-Dichloroethane	ND< 830	Trichlorofluoromethane	ND< 830
1,1-Dichloroethene	ND< 830	Vinyl chloride	ND< 830
Chlorobenzene	ND< 830	1,3-Dichlorobenzene	ND< 2,070
1,2-Dichlorobenzene	ND< 2,070	1,4-Dichlorobenzene	ND< 830
cis-1,2-Dichloroethene	ND< 830		

ELAP Number 10958 Method: EPA 8260B Data File: V78094.D

Comments: ND denotes Non Detect
ug / Kg = microgram per Kilogram

Signature: _____
Bruce Hoogesteger: Technical Director

This report is part of a multipage document and should only be evaluated in its entirety. Chain of Custody provides additional information, including compliance with sample condition requirements upon receipt.

PARADIGM
ENVIRONMENTAL SERVICES, INC. 179 Lake Avenue Rochester, New York 14608 (585) 647 - 2530 FAX (585) 647 - 3311

Volatile Analysis Report for Soils/Solids/Sludges

Client: Day Environmental

Client Job Site: 2308-2310 Monroe Ave.
Client Job Number: 4214S-09
Field Location: TCC-D24A (7.5')
Field ID Number: N/A
Sample Type: Soil

Lab Project Number: 10-3561
Lab Sample Number: 11595
Date Sampled: 08/31/2010
Date Received: 09/01/2010
Date Analyzed: 09/07/2010

Halocarbons	Results in ug / Kg	Halocarbons	Results in ug / Kg
Bromodichloromethane	ND< 829	trans-1,2-Dichloroethene	ND< 829
Bromomethane	ND< 829	1,2-Dichloropropane	ND< 829
Bromoform	ND< 2,070	cis-1,3-Dichloropropene	ND< 829
Carbon Tetrachloride	ND< 2,070	trans-1,3-Dichloropropene	ND< 829
Chloroethane	ND< 829	Methylene chloride	ND< 2,070
Chloromethane	ND< 829	1,1,2,2-Tetrachloroethane	ND< 829
2-Chloroethyl vinyl Ether	ND< 4,150	Tetrachloroethene	19,000
Chloroform	ND< 829	1,1,1-Trichloroethane	ND< 829
Dibromochloromethane	ND< 829	1,1,2-Trichloroethane	ND< 829
1,1-Dichloroethane	ND< 829	Trichloroethene	ND< 829
1,2-Dichloroethane	ND< 829	Trichlorofluoromethane	ND< 829
1,1-Dichloroethene	ND< 829	Vinyl chloride	ND< 829
Chlorobenzene	ND< 829	1,3-Dichlorobenzene	ND< 2,070
1,2-Dichlorobenzene	ND< 2,070	1,4-Dichlorobenzene	ND< 829
cis-1,2-Dichloroethene	ND< 829		

ELAP Number 10958 Method: EPA 8260B Data File: V78095.D

Comments: ND denotes Non Detect
ug / Kg = microgram per Kilogram

Signature: _____
Bruce Hoogesteger: Technical Director

This report is part of a multipage document and should only be evaluated in its entirety. Chain of Custody provides additional information, including compliance with sample condition requirements upon receipt.

PARADIGM
ENVIRONMENTAL SERVICES, INC. 179 Lake Avenue Rochester, New York 14608 (585) 647 - 2530 FAX (585) 647 - 3311

Volatile Analysis Report for Soils/Solids/Sludges

Client: Day Environmental

Client Job Site: 2308-2310 Monroe Ave.
Client Job Number: 4214S-09
Field Location: TCC-D24A (10.0')
Field ID Number: N/A
Sample Type: Soil

Lab Project Number: 10-3561
Lab Sample Number: 11596
Date Sampled: 08/31/2010
Date Received: 09/01/2010
Date Analyzed: 09/07/2010

Halocarbons	Results in ug / Kg	Halocarbons	Results in ug / Kg
Bromodichloromethane	ND< 2,090	trans-1,2-Dichloroethene	ND< 2,090
Bromomethane	ND< 2,090	1,2-Dichloropropane	ND< 2,090
Bromoform	ND< 5,230	cis-1,3-Dichloropropene	ND< 2,090
Carbon Tetrachloride	ND< 5,230	trans-1,3-Dichloropropene	ND< 2,090
Chloroethane	ND< 2,090	Methylene chloride	ND< 5,230
Chloromethane	ND< 2,090	1,1,2,2-Tetrachloroethane	ND< 2,090
2-Chloroethyl vinyl Ether	ND< 10,500	Tetrachloroethene	68,100
Chloroform	ND< 2,090	1,1,1-Trichloroethane	ND< 2,090
Dibromochloromethane	ND< 2,090	1,1,2-Trichloroethane	ND< 2,090
1,1-Dichloroethane	ND< 2,090	Trichloroethene	ND< 2,090
1,2-Dichloroethane	ND< 2,090	Trichlorofluoromethane	ND< 2,090
1,1-Dichloroethene	ND< 2,090	Vinyl chloride	ND< 2,090
Chlorobenzene	ND< 2,090	1,3-Dichlorobenzene	ND< 5,230
1,2-Dichlorobenzene	ND< 5,230	1,4-Dichlorobenzene	ND< 2,090
cis-1,2-Dichloroethene	ND< 2,090		

ELAP Number 10958 Method: EPA 8260B Data File: V78096.D

Comments: ND denotes Non Detect
ug / Kg = microgram per Kilogram

Signature: _____
Bruce Hoogesteger: Technical Director

This report is part of a multipage document and should only be evaluated in its entirety. Chain of Custody provides additional information, including compliance with sample condition requirements upon receipt.

PARADIGM
ENVIRONMENTAL SERVICES, INC. 179 Lake Avenue Rochester, New York 14608 (585) 647 - 2530 FAX (585) 647 - 3311

Volatile Analysis Report for Soils/Solids/Sludges

Client: Day Environmental

Client Job Site: 2308-2310 Monroe Ave.
Client Job Number: 4214S-09
Field Location: Sump Base
Field ID Number: N/A
Sample Type: Solid

Lab Project Number: 10-3561
Lab Sample Number: 11597
Date Sampled: 08/31/2010
Date Received: 09/01/2010
Date Analyzed: 09/07/2010

Halocarbons	Results in ug / Kg	Halocarbons	Results in ug / Kg
Bromodichloromethane	ND< 1,580	trans-1,2-Dichloroethene	ND< 1,580
Bromomethane	ND< 1,580	1,2-Dichloropropane	ND< 1,580
Bromoform	ND< 3,950	cis-1,3-Dichloropropene	ND< 1,580
Carbon Tetrachloride	ND< 3,950	trans-1,3-Dichloropropene	ND< 1,580
Chloroethane	ND< 1,580	Methylene chloride	ND< 3,950
Chloromethane	ND< 1,580	1,1,2,2-Tetrachloroethane	ND< 1,580
2-Chloroethyl vinyl Ether	ND< 7,910	Tetrachloroethene	108,000
Chloroform	ND< 1,580	1,1,1-Trichloroethane	ND< 1,580
Dibromochloromethane	ND< 1,580	1,1,2-Trichloroethane	ND< 1,580
1,1-Dichloroethane	ND< 1,580	Trichloroethene	ND< 1,580
1,2-Dichloroethane	ND< 1,580	Trichlorofluoromethane	ND< 1,580
1,1-Dichloroethene	ND< 1,580	Vinyl chloride	ND< 1,580
Chlorobenzene	ND< 1,580	1,3-Dichlorobenzene	ND< 3,950
1,2-Dichlorobenzene	ND< 3,950	1,4-Dichlorobenzene	ND< 1,580
cis-1,2-Dichloroethene	ND< 1,580		

ELAP Number 10958 Method: EPA 8260B Data File: V78097.D

Comments: ND denotes Non Detect
ug / Kg = microgram per Kilogram

Signature: _____
Bruce Hoogesteger: Technical Director

This report is part of a multipage document and should only be evaluated in its entirety. Chain of Custody provides additional information, including compliance with sample condition requirements upon receipt.

179 Lake Avenue, Rochester, NY 14608 Office (585) 647-2530 Fax (585) 647-3311

PARADIGM ENVIRONMENTAL SERVICES, INC

CHAIN OF CUSTODY

REPORT TO:
COMPANY: Day Environmental
ADDRESS: 40 Commercial Street
CITY: Rochester STATE: NY ZIP: 14614
PHONE: 585 454 0210 FAX:
ATTN: Charles Hampton

INVOICE TO:
COMPANY: ~~Same~~ Town & Country Cleaners
ADDRESS:
CITY: STATE: ZIP:
PHONE: FAX:
ATTN:

LAB PROJECT #: 10-35601
CLIENT PROJECT #: 42145-09
TURNAROUND TIME: (WORKING DAYS) See Quote 6 days from sample receipt per quote. EAH 9/1
STD 1 2 3 5 OTHER X
Quotation # MS 071310A

PROJECT NAME/SITE NAME: 2308-2310 Monroe Ave

COMMENTS: Not an ASP job per C. Hampton 9/1. EAH 9/1

REQUESTED ANALYSIS: Halogenated VOC's x 8260

	DATE	TIME	COMPOSITE	GRAB	SAMPLE LOCATION/FIELD ID	MATRIX	NUMBER CONTAINERS	Halogenated VOC's x 8260	REMARKS	PARADIGM LAB SAMPLE NUMBER
1	8/31/10	08:50		X	TCC-D15@(9.0')	So	1	X		11584
2	8/31/10	9:38		X	TCC-D16A (7.5')	So	1	X		11585
3	8/31/10	9:53		X	TCC-D16A (9.0')	So	1	X		11586
4	8/31/10	10:24		X	TCC-D17A (7.0')	So	1	X		11587
5	8/31/10	10:55		X	TCC-D18 (7.5')	So	1	X		11588
6	8/31/10	11:33		X	TCC-D19 (7.0')	So	1	X		11589
7	8/31/10	11:43		X	TCC-D19 (9.5')	So	1	X		11590
8	8/31/10	13:00		X	TCC-D20 (7.5')	So	1	X		11591
9	8/31/10	13:34		X	TCC-D21 (8.0')	So	1	X		11592
10	8/31/10	14:05		X	TCC-D22 (8.0')	So	1	X		11593

LAB USE ONLY BELOW THIS LINE

Sample Condition: Per NELAC/ELAP 210/241/242/243/244

Receipt Parameter	NELAC Compliance	Comments
Container Type:	Y ☒ N ☐	
Preservation:	Y ☐ N ☐	N/A
Holding Time:	Y ☒ N ☐	
Temperature:	Y ☒ N ☐	4°C iced @ 1920 on 8/31

Sampled By	8/31/10 @ 16:00	Date/Time
Relinquished By	8/31/10 @ 18:20	Date/Time
Received By	8/31/10 1820	Date/Time
Received @ Lab By	Elizabeth A Honch 9/1/10 1330	Date/Time

Total Cost:

P.I.F.

179 Lake Avenue, Rochester, NY 14608 Office (585) 647-2530 Fax (585) 647-3311

PARADIGM ENVIRONMENTAL SERVICES, INC.

CHAIN OF CUSTODY

REPORT TO:
COMPANY: Day Environmental
ADDRESS: 40 Commercial Street
CITY: Rochester STATE: NY ZIP: 14614
PHONE: 585 454 0710 FAX:
ATTN: Charles Hampton

INVOICE TO:
COMPANY: ~~Same~~ Town & Country Cleaners
ADDRESS:
CITY: STATE: ZIP:
PHONE: FAX:
ATTN:

LAB PROJECT #: 10-3561
CLIENT PROJECT #: 42145-09
TURNAROUND TIME: (WORKING DAYS) See Quote
STD 1 2 3 5 OTHER
Quotation # MS 071310 A

PROJECT NAME/SITE NAME: 2308-2310 Monroe Ave
COMMENTS:

REQUESTED ANALYSIS

	DATE	TIME	COMPOSITE	GRAB	SAMPLE LOCATION/FIELD ID	MATRIX	NUMBER OF CONTAINERS	VOC 8260 (Halogenated)										REMARKS	PARADIGM LAB SAMPLE NUMBER
1	8/31/10	14:40		X	TCC-D23 (7.5')	So	1	X											11594
2	8/31/10	15:28		X	TCC-D24A (7.5')	So	1	X											11595
3	8/31/10	15:40		X	TCC-D24A (10.0')	So	1	X											11596
4	8/31/10	12:17		X	Sump Base	Sed	1	X											11597
5																			
6																			
7																			
8																			
9																			
10																			

LAB USE ONLY BELOW THIS LINE

Sample Condition: Per NELAC/ELAP 210/241/242/243/244

Receipt Parameter	NELAC Compliance	
Container Type:	Y ☒	N ☐
Comments:		
Preservation: N/A	Y ☐	N ☐
Comments:		
Holding Time:	Y ☒	N ☐
Comments:		
Temperature:	Y ☒	N ☐
Comments: 4°C iced @ 1920 on 8/31		

Sampled By — Date/Time: 8/31/10 @ 16:00
Relinquished By — Date/Time: 8/31/10 @ 18:20
Received By — Date/Time: 8/31/10 18:20
Received @ Lab By: Elizabeth A. Honck — Date/Time: 9/1/10 1330

Total Cost:

P.I.F.

PARADIGM
ENVIRONMENTAL SERVICES, INC.

Analytical Report Cover Page

Day Environmental, Inc.

For Lab Project # 10-2953A, 10-3038A
Issued August 17, 2010
This report contains a total of 323 pages

This report includes the following reissued report pages (from the summary emailed on 08/02/2010): All pages for Laboratory job number 10-2953A to correct the client's job number, samples 9858 and 9859 to report the correct reporting limit for cis-1,2-Dichloroethene.

The reported results relate only to the samples as they have been received by the laboratory.

Any noncompliant QC parameters having impact on the data are flagged or documented on the final report.

All soil/sludge samples have been reported on a dry weight basis, unless qualified "reported as received". Other solids are reported as received.

Each page of this document is part of a multipage report. This document may not be reproduced except in its entirety, without the prior consent of Paradigm Environmental Services, Inc.

The Chain of Custody provides additional information, including compliance with sample condition requirements upon receipt. Sample condition requirements are defined under the 2003 NELAC Standard, sections 5.5.8.3.1 and 5.5.8.3.2.

NYSDOH ELAP does not certify for all parameters. Paradigm Environmental Services or the indicated subcontracted laboratory does hold certification for all analytes where certification is offered by ELAP unless otherwise specified.

Data qualifiers are used, when necessary, to provide additional information about the data. This information may be communicated as a flag or as text at the bottom of the report. Please refer to the following list of frequently used data flags and their meaning:

"ND" = analyzed for but not detected.
"E" = Result has been estimated, calibration limit exceeded.
"D" = Duplicate results outside QC limits. May indicate a non-homogenous matrix.
"M" = Matrix spike recoveries outside QC limits. Matrix bias indicated.
"B" = Method blank contained trace levels of analyte. Refer to included method blank report.
"V" = Sample concentration is >10 times the spike. No meaningful Spike Recovery can be calculated.
"J" = Any hits present between the Quantitation limit and half the Quantitation limit.
"Z" = Please refer to included Case Narrative for explanation.

LAB PROJECT NARRATIVE 10-2953A, 10-3038A
PROJECT NAME: 2308/2310 Monroe Ave.
SDG: 9850
CLIENT: Day Environmental, Inc.

Eighteen soil samples and four water samples were collected by Day Environmental on 07/19/2010 and 07/23/2010 and received at the Paradigm laboratory on 07/20/2010 and 07/26/2010. Container and holding times were acceptable at time of receipt; the samples were received at 14° and 12° Centigrade and were on ice. Per standing agreement, analyses were allowed to proceed. Samples were submitted with the Chains-of-Custody requesting Halogenated VOCs. All analyses were performed using EPA SW-846 methods and holding times.

GENERAL NOTES

The initial and continuing calibration reports are only evaluated for compounds that are on the sample summary report.

Regarding results on QC summary forms versus included raw data, due to calculations made at the instrument where many significant figures may be used, there may be slight discrepancies between the summary report result and that recorded on the raw data. This does not affect data usability.

Regarding initial calibrations, it should be noted that the Quantitation Report concentrations supplied for the initial calibration reflect the calibration prior to updating. The response factors and areas are correct.

Regarding Quantitation Reports, it should be noted that the "#" symbol that appears on some of the Quantitation Reports is a software artifact and should be disregarded.

VOLATILES

Holding times were met for all samples.

Sample surrogate recoveries were within acceptance limits for all samples and QC. The following samples required dilutions for analysis, resulting in the surrogates being diluted out and flagged with a "D" accordingly: TCC-D1 (10.0'), TCC-D3 (10.0'), and TCC-D6A (9.5').

Site specific QC was requested and analyzed on samples TCC-D3 (17.8') and TCC-D14 (11.5'). for the first sample, all required Recoveries and RPDs were within QC limits. For the second sample, all required Recoveries were outside QC low limits except 1,1-Dichloroethene. Matrix interference is suspected. All required RPDs were within QC limits. All laboratory control samples recovered within acceptance limits.

The method blanks were free from contamination within the reportable range.

The instrument tunes passed all criteria.

The internal standards areas and retention times were within acceptance ranges.

All data for the initial calibrations was within acceptance limits. Compounds flagged with an "*" on the summary table have been calibrated using a non-average Response Factor calibration curve. The supporting curves are located after the initial calibration table. (see method 8000B, section 7.5.1.2.1).

All continuing calibration data was within acceptance limits.

(signed)_____ (date) 8/17/2010

Bruce Hoogesteger, Technical Director

SDG# : 9850
LAB PROJECT #: 10-2953A-3038A
CLIENT: Day Environmental, Inc.
PROJECT NAME: 2308/2310 Monroe Ave.

BATCH COMPLETE: 7/26/2010
DATE: 8/10/2010
DATE DUE: 8/23/2010
PROTOCOL: SW846

LAB.SAMPLE#	FIELD ID	MATRIX	REQUESTED ANALYSIS	DATE SAMPLED	DATE REC'D
9850	TCC-D1 (10.0')	Soil	VOCs-8260	7/19/2010	7/20/2010
9851	TCC-D2 (12.0')	Soil	VOCs-8260	7/19/2010	7/20/2010
9852	TCC-D3 (10.0')	Soil	VOCs-8260	7/19/2010	7/20/2010
9853 QC	TCC-D3 (17.8')	Soil	VOCs-8260	7/19/2010	7/20/2010
9854	TCC-D4 (12.0')	Soil	VOCs-8260	7/19/2010	7/20/2010
9855	TCC-D5 (14.9')	Soil	VOCs-8260	7/19/2010	7/20/2010
9856	TCC-D6A (9.5')	Soil	VOCs-8260	7/19/2010	7/20/2010
9857	TCC-D6A (15.9')	Soil	VOCs-8260	7/19/2010	7/20/2010
9858	FB071910	Water	VOCs-8260	7/19/2010	7/20/2010
9859	TB071910	Water	VOCs-8260	7/19/2010	7/20/2010
10117	TCC-D7 (12.0')	Soil	VOCs-8260	7/23/2010	7/26/2010
10118	TCC-D9 (15.4')	Soil	VOCs-8260	7/23/2010	7/26/2010
10119	TCC-D10 (10.5')	Soil	VOCs-8260	7/23/2010	7/26/2010
10120	TCC-D10 (17.9')	Soil	VOCs-8260	7/23/2010	7/26/2010
10121	TCC-D11 (12.0')	Soil	VOCs-8260	7/23/2010	7/26/2010
10122	TCC-D11 (17.7')	Soil	VOCs-8260	7/23/2010	7/26/2010
10123	TCC-D12 (12.0')	Soil	VOCs-8260	7/23/2010	7/26/2010
10124	TCC-D13A (10.5')	Soil	VOCs-8260	7/23/2010	7/26/2010
10125	TCC-D13A (17.6')	Soil	VOCs-8260	7/23/2010	7/26/2010
10126 QC	TCC-D14 (11.5')	Soil	VOCs-8260	7/23/2010	7/26/2010
10127	FB072310	Water	VOCs-8260	7/23/2010	7/26/2010
10128	TB072310	Water	VOCs-8260	7/23/2010	7/26/2010

-5-

PARADIGM ENVIRONMENTAL SERVICES, INC.

179 Lake Avenue, Rochester, NY 14608 Office (585) 647-2530 Fax (585) 647-3311

CHAIN OF CUSTODY

REPORT TO:
COMPANY: Day Environmental, Inc
ADDRESS: 40 Commercial ST
CITY: Rochester STATE: NY ZIP: 14614
PHONE: 585 454 0210 FAX:
ATTN: Charles Hampton

INVOICE TO:
COMPANY: Same
ADDRESS:
CITY: STATE: ZIP:
PHONE: FAX:
ATTN:

LAB PROJECT #: 10-2953A
CLIENT PROJECT #: 42145-09

TURNAROUND TIME: (WORKING DAYS)
See Quote STD 1 2 3 5 OTHER 10 days per quote X

Quotation # MS071310A

PROJECT NAME/SITE NAME: 2308/2310 Monroe Ave

COMMENTS:

REQUESTED ANALYSIS: Halogenated VOCs 8260

	DATE	TIME	COMPOSITE	GRAB	SAMPLE LOCATION/FIELD ID	MATRIX	NUMBER CONTAINERS	Halogenated VOCs 8260									REMARKS	PARADIGM LAB SAMPLE NUMBER
1	7/19/10	09:00		X	TCC-D1 (10.0')	Soil	1	X									ASP-B	9850
2	7/19/10	09:55		X	TCC-D2 (12.0')	Soil	1	X									ASP-B	9851
3	7/19/10	10:50		X	TCC-D3 (10.0')	Soil	1	X									ASP-B	9852
4	7/19/10	11:22		X	TCC-D3 (17.8')	Soil	1	X							ASP-B		Also MS and MSD	9853
5	7/19/10	13:28		X	TCC-D4 (12.0')	Soil	1	X									ASP-B	9854
6	7/19/10	14:14		X	TCC-D5 (14.9')	Soil	1	X									ASP-B	9855
7	7/19/10	15:30		X	TCC-D6A (9.5')	Soil	1	X									ASP-B	9856
8	7/19/10	15:35		X	TCC-D6A (15.9')	Soil	1	X									ASP-B	9857
9	7/19/10	09:25	—	—	FB071910	H_2O	2	X									ASP-B	9858
10	7/19/10	—	—	—	TB071910	H_2O	2	X									ASP-B (see below)	9859

LAB USE ONLY BELOW THIS LINE

Sample Condition: Per NELAC/ELAP 210/241/242/243/244

Receipt Parameter	NELAC Compliance	
Container Type:	Y [X]	N [ ]
Preservation:	Y [X]	N [ ]
Holding Time:	Y [X]	N [ ]
Temperature:	Y [ ]	N [X]

Comments: 14°C iced - from Samples

Samples hand delivered to lab by client, so custody seals N/A. EAH 7/20.

Sampled By: Charles Hampton Date/Time: 7/19/10 @ 16:00

Relinquished By: [signature] Date/Time: 7/20/10 @ 11:45

Received By: [signature] Date/Time: 7/20/10 @ 11:45

Received @ Lab By: Elizabeth A. Honck Date/Time: 7/20/10 1425

Total Cost:

TB071910: 2 trip blanks rec'd (T200, T204 are Paradigm ID's). Analyst will choose one to analyze. EAH 7/20

P.I.F. V1 is T204, V2 is T200. EAH

EA 7/2

179 Lake Avenue, Rochester, NY 14608 Office (585) 647-2530 Fax (585) 647-3311

PARADIGM ENVIRONMENTAL SERVICES, INC.

CHAIN OF CUSTODY

REPORT TO:
COMPANY: Day Environmental
ADDRESS: 40 Commercial Street
CITY: Rochester STATE: NY ZIP: 14614
PHONE: 585 454 0210 FAX:
ATTN: Charles Hampton
COMMENTS:

INVOICE TO:
COMPANY: Same
ADDRESS:
CITY: STATE: ZIP:
PHONE: FAX:
ATTN:

LAB PROJECT #: 10-3038A
CLIENT PROJECT #: 42145-09

TURNAROUND TIME: (WORKING DAYS)
See Quote
STD ☐ 1 ☐ 2 ☐ 3 ☐ 5 OTHER 10 days per quote

Quotation # MS071310A 9 edf 7/26

PROJECT NAME/SITE NAME: 2308/2310 Monroe Ave

REQUESTED ANALYSIS

	DATE	TIME	COMPOSITE	GRAB	SAMPLE LOCATION/FIELD ID	MATRIX	NUMBER OF CONTAINERS	Halogenated VOCs 8260									REMARKS	PARADIGM LAB SAMPLE NUMBER
1	7/23/10	08:47		X	TCC-D7 (12.0')	Soil	1	X									ASP B	10117
2	7/23/10	10:14		X	TCC-D9 (15.4')	Soil	1	X									ASP B	10118
3	7/23/10	10:59		X	TCC-D10 (10.5')	Soil	1	X									ASP B	10119
4	7/23/10	11:10		X	TCC-D10 (17.9')	Soil	1	X									ASP B	10120
5	7/23/10	12:38		X	TCC-D11 (12.0')	Soil	1	X									ASP B	10121
6	7/23/10	12:59		X	TCC-D11 (17.7')	Soil	1	X									ASP B	10122
7	7/23/10	13:54		X	TCC-D12 (12.0')	Soil	1	X									ASP B	10123
8	7/23/10	14:50		X	TCC-D13A (10.5')	Soil	1	X									ASP B	10124
9	7/23/10	15:00		X	TCC-D13A (17.6')	Soil	1	X									ASP B	10125
10	7/23/10	15:48		X	TCC-D14 (11.5')	Soil	1	X									ASP B / ALSO MS/MSD	10126

LAB USE ONLY BELOW THIS LINE

Sample Condition: Per NELAC/ELAP 210/241/242/243/244

Receipt Parameter	NELAC Compliance	
Container Type:	Y ☒	N ☐
Comments:		
Preservation:	Y ☒	N ☐
Comments:		
Holding Time:	Y ☒	N ☐
Comments:		
Temperature:	Y ☐	N ☒
Comments: 12°C iced		

Sampled By: Charles Hampton — Date/Time: 7/23/10 @ 16:00

Total Cost:

Relinquished By: [signature] — Date/Time: 7/26/10 @ 11:00

Received By: Cathy Colma — Date/Time: 7/26/10 1100

P.I.F.

Received @ Lab By: Emily Taumen — Date/Time: 7/26/10 1200

179 Lake Avenue, Rochester, NY 14608 Office (585) 647-2530 Fax (585) 647-3311

-7-

PARADIGM ENVIRONMENTAL SERVICES, INC.

CHAIN OF CUSTODY

REPORT TO:
COMPANY: Day Environmental
ADDRESS: 40 Commercial Street
CITY: Rochester STATE: NY ZIP: 14614
PHONE: 585 454 0210 FAX:
ATTN: Charles Hampton
COMMENTS:

INVOICE TO:
COMPANY: Same
ADDRESS:
CITY: STATE: ZIP:
PHONE: FAX:
ATTN:

LAB PROJECT #: 10-3038A
CLIENT PROJECT #: 42145-09
TURNAROUND TIME: (WORKING DAYS) See Quote
STD: 1 2 3 5 OTHER: 10 days per quote edf 7/26
Quotation # MS071310A

PROJECT NAME/SITE NAME: 2308/2310 Monroe Ave

REQUESTED ANALYSIS: VOCs 8260 Halogenated

	DATE	TIME	COMPOSITE	GRAB	SAMPLE LOCATION/FIELD ID	MATRIX	NUMBER CONTAINERS	VOCs 8260 Halogenated										REMARKS	PARADIGM LAB SAMPLE NUMBER
1	7/23/10	08:15		X	FB072310	H_2O		X										ASP B	10127
2	7/23/10	—	—	—	TB072310	H_2O		X										ASP B	10128
3																			
4																			
5																		Cooler hand	
6																		delivered - no	
7																		custody seals	
8																		needed. edf 7/26	
9																			
10																			

LAB USE ONLY BELOW THIS LINE

Sample Condition: Per NELAC/ELAP 210/241/242/243/244

Receipt Parameter	NELAC Compliance	
Container Type:	Y [X]	N [ ]
Comments:		
Preservation:	Y [X]	N [ ]
Comments:		
Holding Time:	Y [X]	N [ ]
Comments:		
Temperature:	Y [ ]	N [X]
Comments: 12°C iced		

Charles Hampton — Sampled By — 7/23/10 @ 16:00 — Date/Time

[signature] — Relinquished By — 7/26/10 @ 11:00 — Date/Time

[signature] — Received By — 7/26/10 1100 — Date/Time

Emily Yaumen — Received @ Lab By — 7/26/10 1200 — Date/Time

Total Cost:

P.I.F.

Lab Project # 10-2953A **Client** Day

Internal Sample Sign-out Sheet-Refrigerator A, B, C, D, E, F

Sample #	Container code	Initials	Date/Time out	Date/Time in
9858	V1	BB	7/26/10 1542	7/26/10 1630
↓	V2	↓	↓	↓
9859	V1			
↓	V2			
9859	V2	BB	7/28/10 1256	7/28/10 1350
9859	↓	↓	↓	↓

Lab Project # 10-2953 A **Client** Day

Internal Sample Sign-out Sheet-Refrigerator A, B, C, D, E, F

Sample #	Container code	Initials	Date/Time out	Date/Time in
9850	G1	GB	7/21/10 0940	7/21/10 1000
9851	↓	↓	↓	↓
9852	↓	↓	↓	↓
9853	↓	↓	↓	↓
9854	↓	↓	↓	↓
9855	↓	↓	↓	↓
9856	↓	↓	↓	↓
9857	↓	↓	↓	↓
9850	G1	BB	7/26/10 1455	7/26/10 1540
9851	↓	↓	↓	↓
9852	↓	↓	↓	↓
9853	↓	↓	↓	↓
9854	↓	↓	↓	↓
9855	↓	↓	↓	↓
9856	↓	↓	↓	↓
9857	↓	↓	↓	↓
9850	G1	BB	7/27/10 1541	7/27/10 1550
9852	↓	↓	↓	↓
9856	↓	↓	↓	↓
9851	G1	BB	7/28/10 1404	7/28/10 1432
9853	↓	↓	↓	↓
9857	↓	↓	↓	↓

Lab Project # 10-3038A **Client** Day Env.

Internal Sample Sign-out Sheet-Refrigerator A, B, C, D, E, F

Sample #	Container code	Initials	Date/Time out	Date/Time in
10117	G2	[illegible]	7/26/10 1327	7/26/10 1345
10118	↓	↓	↓	↓
10119				
10120				
10121				
10122				
10123				
10124				
10125				
10126	↓	↓	↓	↓
10117	G2	BB	7/30/10 1346	7/30/10 1404
10118	↓	↓	↓	↓
10119				
10120				
10121				
10122				
10123				
10124				
10125				
10126	↓	↓	↓	↓
10119	G2	BB	8/2/10 1356	8/2/10 1424
10124	↓	↓	↓	↓
10126	G2	BB	8/5/10 1417	8/5/10 1426

Lab Project # 10-3038A Client Day Env.

Internal Sample Sign-out Sheet-Refrigerator A, B, C, D, E, F

Sample #	Container code	Initials	Date/Time out	Date/Time in
10127	V1	BB	7/28/10 13:16	7/28/10 13:23
10128	V	↓	↓	↓
10127	V2			

Lab Project Number	Lab Sample Number	Client/Project Name/Number	Log in Date	Log in Time	Matrix	Log in Init.	pH	Temp	Sample By	Sample Date & Time	Organic Analysis	Metal Analysis	Rotation Tasks	Sub-Out Analysis	Cont. Code
10-2950	9838	[redacted]	7/20	1350	soil	EAH	NA	15°C iced	Client	7/19	8260 Halogens				G1
↓	9839	[redacted]	↓	↓	↓	↓	↓	↓	↓	↓	↓				↓
	9840	[redacted]													
	9841	[redacted]													
	9842	[redacted]													
	9843	[redacted]													
	9844	[redacted]													
	9845	[redacted]									↓				↓
↓	9846	[redacted]	↓	↓	↓	↓	↓	↓	↓	↓		RCRA Metals	pH	Reactivity	361 comped to 62, G1 for sub
10-2951	9847	[redacted]	7/20	1410	w	EAH	<2	5°C iced	Client	7/20				oil+grease	S3
10-2952	9848	[redacted]	7/20	1415	air	EAH	NA	NA	Client	7/12		Pb			A
↓	9849	[redacted]	↓	↓	↓	↓	↓	↓	↓	7/14		↓			↓
10-2953A	9850	Day 2308/2310 Monroe Ave. TCL-D1 (10.0')	7/20	1425	soil	EAH	NA	14°C iced	Client	7/19	8260 Halogens				G1
↓	9851	D2 (12.0')	↓	↓	↓	↓	↓	↓	↓	↓	↓				↓
	9852	D3 (10.0')													
	9853	D3 (17.8')													
	9854	D4 (12.0')													
	9855	D5 (14.9')													
	9856	D6A (9.5')													
	9857	D6A (15.9')			↓		↓								↓
	9858	FB071910			w		<2								V1, V2
↓	9859	TB071910	↓	↓	↓	↓	↓	↓	↓	↓	↓				↓
10-2954	9860	[redacted]	7/20	15 ~~1630~~ cc EAH 7/20	w	EAH	var	6°C iced	Client	7/19	608 PCB, 608 Pest	PPL Metals		TDS	P5, S3, P3
10-2955	9861	[redacted]	7/20	1600	w	EAH	<2 ~~NA~~ cc EAH 7/20	12°C iced	Client	7/14		Fe, Zn			P3
↓	9862	[redacted]	↓	↓	↓	↓	NA	↓	↓	7/20				CBOD, TSS	P5

13

Lab Project Number	Lab Sample Number	Client/Project Name/Number	Log in Date	Log in Time	Matrix	Log in Init.	pH	Temp	Sample By	Sample Date & Time	Organic Analysis	Metal Analysis	Rotation Tasks	Sub-Out Analysis	Cont. Code
10-3037 Cont..	10111	[redacted]	7/26	1140	Soil	edf	N/A	12°C iced	Client	7/23	8260 Halogens				G2
	10112	[redacted]													
	10113														
	10114														
	10115														
	10116														
10-3038A	10117	Day Env. 2308/2310 Monroe Ave. TCC D7 (12.0')	7/26	1200	Soil	edf	N/A	12°C iced	Client	7/23	8260 Halogens				G2
	10118	D9 (15.4')													
	10119	D10 (10.5')													
	10120	(17.9')													
	10121	D11 (12.0')													
	10122	(17.7')													
	10123	D12 (12.0')													
	10124	D13A (10.5')													
	10125	(17.4')													
	10126	D14 (11.5')													
	10127	FB072310			W	<2									V1, V2
	10128	TB072310													V
10-3039	10129	[redacted]	7/26	1410	Liq	edf	<2	22°C iced	Client	7/23	624 BTEX			O+G, COD	V1, V2 S3, P2
10-3040	10130		7/26	1420	Liq	edf	<2	22°C iced	Client	7/23	624 BTEX			O+G, COD	V1, V2, S3, P2
10-3041	10131		7/26	1430	Liq	edf	<2	27°C iced	Client	7/23	624 BTEX			O+G, COD	V1, V2 S3, P2
10-3042	10132		7/26	1450	Air	edf	N/A	N/A	Client	7/14		Lead			A
	10133									7/15					
	10134									7/16					

%MOIST.XLS

PERCENT MOISTUE PPREP LOG

M

% Moisture = (Wet Weight - Dry Weight) / (Wet Weight - Pan Weight)

Sample #	Pan Weight	Wet Weight	Dry Weight	Wet Weight - Pan Weight	Percent Moisture	Initials
7/20/10						
G-1 9845	1.57	6.62	5.65	5.05	19.2%	
G-2 9846	1.58	7.04	5.94	5.46	20.1%	
7/21/10						
G-1 9850	1.54	7.53	6.39	5.99	19.0%	
9851	1.56	7.28	6.15	5.72	19.8%	
9852	1.56	7.18	6.19	5.62	17.6%	
9853	1.60	6.97	6.08	5.37	16.6%	
9854	1.56	7.00	5.79	5.44	22.2%	
9855	1.57	6.66	6.13	5.09	10.4%	
9856	1.60	6.76	5.61	5.16	22.3%	
9857	1.57	8.92	8.37	7.35	7.48%	
9858	7/21/10					
G-3 9875	1.58	6.91	6.39	5.33	9.76%	
9876	1.54	7.38	6.39	5.84	17.0%	
9877	1.60	6.89	5.68	5.29	22.9%	
9878	1.54	6.70	5.90	5.16	15.5%	
9879	1.57	7.02	6.28	5.45	13.6%	
9880	1.60	7.23	6.01	5.63	21.7%	
9881	1.55	6.87	6.36	5.32	9.59%	
9882	1.58	6.82	5.95	5.24	16.6%	
9883	1.56	7.28	6.94	6.32	14.9%	
9884	1.57	7.11	6.23	5.54	15.9%	
9885	1.53	7.27	6.05	5.74	21.3%	
9886	1.52	6.27	5.07	4.75	25.3%	
9887	1.54	7.05	6.09	5.51	17.4%	
9888	1.54	6.61	5.41	5.07	23.7%	
9889	1.56	6.49	5.81	4.93	10.8%	
9890	1.56	7.64	6.23	6.08	23.2%	
9891	1.54	6.23	5.55	4.65	14.6%	
9892	1.53	6.06	4.33	4.53	38.2%	
9893	1.56	6.95	6.26	5.39	12.8%	
9894	1.58	6.97	6.69	5.39	5.19%	SMP
9895	1.52	7.07	6.39	5.55	12.3%	
9896	1.55	6.78	6.23	5.25	10.6%	
9897	1.59	7.39	6.77	5.80	10.7%	
9898	1.55	7.02	6.78	5.47	4.39%	
9899	1.55	6.74	6.05	5.19	13.3%	

PERCENT MOISTUE PPREP LOG

% Moisture = (Wet Weight - Dry Weight) / (Wet Weight - Pan Weight)

Sample #	Pan Weight	Wet Weight	Dry Weight	Wet Weight - Pan Weight	Percent Moisture	Initials
G2 7/26/10						
10072	1.54	6.62	5.79	5.08	16.3%	GS
10073	1.61	6.59	5.51	4.98	21.7%	
10074	1.59	6.65	5.88	5.06	15.2%	
10075	1.55	6.72	5.68	5.17	20.1%	
10076	1.59	6.61	5.80	5.02	16.1%	
10077	1.58	6.83	5.92	5.25	17.3%	
10078	1.57	7.02	6.09	5.45	17.1%	
10079	1.57	7.63	6.75	6.06	14.5%	
10080	1.53	6.88	6.06	5.35	15.3%	
10082	1.61	7.98	6.72	6.37	19.8%	
10083	1.54	6.58	5.66	5.04	18.3%	
10084	1.55	7.00	6.04	5.45	17.6%	
10096	1.55	7.11	6.22	5.56	18.0%	
10097	1.58	6.93	6.20	5.35	13.6%	
10098	1.52	7.24	6.49	5.72	13.1%	
10099	1.54	6.54	5.75	5.00	15.8%	
G7 10108	1.54	6.92	5.91	5.38	18.8%	
10109	1.56	6.49	5.62	4.93	17.2%	
10110	1.57	7.40	6.26	5.83	19.6%	
10111	1.56	7.29	6.09	5.73	20.9%	
10112	1.53	7.34	6.20	5.81	19.6%	
10113	1.54	6.48	5.56	4.99	18.6%	
10114	1.59	6.87	5.84	5.28	19.5%	
10115	1.57	6.91	5.87	5.38	19.3%	
10116	1.56	6.81	5.66	5.25	21.9%	
10117	1.58	7.64	6.21	6.06	23.6%	
10118	1.59	6.62	6.14	5.23	13.0%	
10119	1.57	6.50	5.53	4.93	19.7%	
10120	1.58	6.51	6.13	4.93	7.70%	
10121	1.60	6.58	5.52	4.98	21.3%	
10122	1.54	7.62	7.18	6.08	7.24%	
10123	1.58	6.60	5.61	5.02	19.7%	
10124	1.59	7.10	6.06	5.53	18.8%	
10125	1.59	6.40	5.96	4.81	9.15%	
10126	1.56	6.85	5.87	5.29	18.5%	

VOLATILE ORGANICS

QC SUMMARY

2A

WATER VOLATILE SYSTEM MONITORING COMPOUND RECOVERY

Lab Name: Paradigm Environmental Services Client Name: Day Environmental, Inc.

Lab Project #: 10-2953A, 3038A Client Project #: 4214S-09 SDG No.: 9850

Client Project Name: 2308/2310 Monroe Ave.

	SAMPLE NO.	SMC1 (PFB)	SMC2 (DCE)	SMC3 (TOL)	SMC4 (BFB)	TOT OUT
01	Water LRB 07/28/10	95.4	79.3	95.3	87.8	0
02	FB071910 9858	93.0	77.5	91.2	86.1	0
03	TB071910 9859	98.7	84.1	97.5	89.6	0
04	FB072310 10127	92.8	76.9	90.3	86.9	0
05	TB072310 10128	94.1	80.6	92.0	87.8	0
06						
07						
08						
09						
10						
11						
12						
13						
14						
15						
16						
17						
18						
19						
20						

		QC LIMITS
SMC1	Pentafluorobenzene	(70.1-123)
SMC2	1,2-Dichloroethane-d4	(70.7-106)
SMC3	Toluene-d8	(69.6-113)
SMC4	4-Bromofluorobenzene	(66.5-107)

* Values outside of current required QC limits

D System Monitoring Compound diluted out

FORM II VOA-1

2B

SOIL VOLATILE SYSTEM MONITORING COMPOUND RECOVERY

Lab Name: Paradigm Environmental Services Client Name: Day Environmental, Inc.

Lab Project #: 10-2953A, 3038A Client Project #: 4214S-09 SDG No.: 9850

Client Project Name: 2308/2310 Monroe Ave.

Level: (low/med) low (medium for Soil M/L LRB 07/28/10, 9850, 9852, and 9856)

	SAMPLE NO.	SMC1 (PFB)	SMC2 (DCE)	SMC3 (TOL)	SMC4 (BFB)	TOT OUT
01	Soil LRB 07/26/10	95.9	83.7	96.0	90.8	0
02	Soil LRB 07/28/10	95.5	83.8	96.8	89.6	0
03	Soil M/L PB 07/28/10	100	95.9	94.8	86.5	0
04	Soil LRB 07/30/10	98.7	87.0	97.9	92.9	0
05	Soil LRB 08/02/10	103	96.1	107	96.0	0
06	Soil LRB 08/05/10	93.2	87.0	95.4	97.7	0
07	TCC-D1 (10.0') 9850	D	D	D	D	N/A
08	TCC-D2 (12.0') 9851	97.1	87.1	97.1	92.5	0
09	TCC-D3 (10.0') 9852	D	D	D	D	N/A
10	TCC-D3 (17.8') 9853	95.5	87.2	97.3	89.9	0
11	TCC-D4 (12.0') 9854	95.4	82.9	94.4	89.1	0
12	TCC-D5 (14.9') 9855	95.9	81.5	95.4	90.1	0
13	TCC-D6A (9.5') 9856	D	D	D	D	N/A
14	TCC-D6A (15.9') 9857	99.5	87.0	97.6	91.5	0
15	TCC-D7 (12.0') 10117	98.0	85.7	95.2	87.3	0
16	TCC-D9 (15.4') 10118	98.7	83.7	95.0	89.0	0
17	TCC-D10 (10.5') 10119	102	92.6	105	92.7	0
18	TCC-D10 (17.9') 10120	100	88.8	99.6	96.8	0
19	TCC-D11 (12.0') 10121	97.7	86.1	96.6	92.1	0
20	TCC-D11 (17.7') 10122	99.7	89.7	97.8	91.9	0
21	TCC-D12 (12.0') 10123	97.8	86.1	95.6	91.5	0
22	TCC-D13A (10.5') 10124	102	90.5	103	93.6	0
23	TCC-D13A (17.6') 10125	96.9	83.5	95.5	90.8	0
24	TCC-D14 (11.5') 10126	96.3	85.3	93.6	91.1	0

	QC LIMITS %
SMC1 (PFB) = Pentafluorobenzene	(68.6-125)
SMC2 (DCE) = 1,2-Dichloroethane-d4	(63.8-123)
SMC3 (TOL) = Toluene-d8	(70.1-115)
SMC4 (BFB) = 4-Bromofluorobenzene	(62.9-114)

* Values outside of current required QC limits

FORM II VOA-2

PARADIGM
ENVIRONMENTAL SERVICES, INC.
179 Lake Avenue Rochester, New York 14608 (585) 647 - 2530 FAX (585) 647 - 3311

Volatile Analysis Report for Soils/Solids/Sludges

Client: Day Environmental, Inc.

Client Job Site: 2308 / 2310 Monroe Ave.
Client Job Number: 42145-09
Field Location: N/A
Field ID Number: N/A
Sample Type: Soil

Lab Project Number: 10-2953A
Lab Sample Number: Soil LCS 07/26/10
Date Sampled: N/A
Date Received: N/A
Date Analyzed: 07/27/2010

SDG# : 9850

Spiked Compound	Blank Results in ug / Kg	LCS Spiked in ug / Kg	LCS Results in ug / Kg	LCS Percent Recovery	MSD Spiked in ug / Kg	MSD Results in ug / Kg	MSD Percent Recovery	MS / MSD % RPD
1,1-Dichloroethene	ND< 4.00	100	79.9	79.9	N/A	N/A	N/A	N/A
Benzene	ND< 4.00	100	95.8	95.8	N/A	N/A	N/A	N/A
Trichloroethene	ND< 4.00	100	96.4	96.4	N/A	N/A	N/A	N/A
Toluene	ND< 4.00	100	92.7	92.7	N/A	N/A	N/A	N/A
Chlorobenzene	ND< 4.00	100	99.0	99.0	N/A	N/A	N/A	N/A

ELAP Number 10958 Data File: V77008.D Data File: V77007.D Method: EPA 8260B

PARADIGM
ENVIRONMENTAL SERVICES, INC.
179 Lake Avenue Rochester, New York 14608 (585) 647 - 2530 FAX (585) 647 - 3311

Volatile Analysis Report for Soils/Solids/Sludges

Client: Day Environmental, Inc.

Client Job Site: 2308 / 2310 Monroe Ave.
Client Job Number: 42145-09
Field Location: N/A
Field ID Number: N/A
Sample Type: Soil

Lab Project Number: 10-2953A
Lab Sample Number: Soil LCS 07/28/10
Date Sampled: N/A
Date Received: N/A
Date Analyzed: 07/28/2010

SDG# : 9850

Spiked Compound	Blank Results in ug / Kg	LCS Spiked in ug / Kg	LCS Results in ug / Kg	LCS Percent Recovery	MSD Spiked in ug / Kg	MSD Results in ug / Kg	MSD Percent Recovery	MS / MSD % RPD
1,1-Dichloroethene	ND< 4.00	100	100	100	N/A	N/A	N/A	N/A
Benzene	ND< 4.00	100	101	101	N/A	N/A	N/A	N/A
Trichloroethene	ND< 4.00	100	101	101	N/A	N/A	N/A	N/A
Toluene	ND< 4.00	100	90.2	90.2	N/A	N/A	N/A	N/A
Chlorobenzene	ND< 4.00	100	104	104	N/A	N/A	N/A	N/A

ELAP Number 10958 Data File: V77078.D Data File: V77079.D Method: EPA 8260B

PARADIGM
ENVIRONMENTAL SERVICES, INC.
179 Lake Avenue Rochester, New York 14608 (585) 647 - 2530 FAX (585) 647 - 3311

Volatile Analysis Report for Non-potable Water

Client: Day Environmental, Inc.

Client Job Site: 2308 / 2310 Monroe Ave.
Client Job Number: 4214S-09
Field Location: N/A
Field ID Number: N/A
Sample Type: Water

Lab Project Number: 10-2953A, 3038A
Lab Sample Number: Water LCS 07/28/10
Date Sampled: N/A
Date Received: N/A
Date Analyzed: 07/29/2010

SDG# : 9850

Spiked Compound	Blank Results in ug / L	LCS Spiked in ug / L	LCS Results in ug / L	LCS Percent Recovery	MSD Spiked in ug / L	MSD Results in ug / L	MSD Percent Recovery	MS / MSD % RPD
1,1-Dichloroethene	ND< 2.00	50.0	39.2	78.4	N/A	N/A	N/A	N/A
Benzene	ND< 0.700	50.0	50.2	100	N/A	N/A	N/A	N/A
Trichloroethene	ND< 2.00	50.0	49.8	99.6	N/A	N/A	N/A	N/A
Toluene	ND< 2.00	50.0	46.2	92.4	N/A	N/A	N/A	N/A
Chlorobenzene	ND< 2.00	50.0	51.0	102	N/A	N/A	N/A	N/A

ELAP Number 10958 Data File: V77108.D Data File: V77107.D Method: EPA 8260B

PARADIGM
ENVIRONMENTAL SERVICES, INC.
179 Lake Avenue Rochester, New York 14608 (585) 647 - 2530 FAX (585) 647 - 3311

Volatile Analysis Report for Soils/Solids/Sludges

Client: Day Environmental

Client Job Site: 2308/2310 Monroe Ave.
Client Job Number: 4214S-09
Field Location: N/A
Field ID Number: N/A
Sample Type: Soil

Lab Project Number: 10-3038A
Lab Sample Number: Soil LCS 07/30/10
Date Sampled: N/A
Date Received: N/A
Date Analyzed: 07/30/2010

SDG# : 9850

Spiked Compound	Blank Results in ug / Kg	LCS Spiked in ug / Kg	LCS Results in ug / Kg	LCS Percent Recovery	MSD Spiked in ug / Kg	MSD Results in ug / Kg	MSD Percent Recovery	MS / MSD % RPD
1,1-Dichloroethene	ND< 4.00	100	85.6	85.6	N/A	N/A	N/A	N/A
Benzene	ND< 4.00	100	106	106	N/A	N/A	N/A	N/A
Trichloroethene	ND< 4.00	100	106	106	N/A	N/A	N/A	N/A
Toluene	ND< 4.00	100	102	102	N/A	N/A	N/A	N/A
Chlorobenzene	ND< 4.00	100	104	104	N/A	N/A	N/A	N/A

ELAP Number 10958 Data File: V77170.D Data File: V77169.D Method: EPA 8260B

PARADIGM
ENVIRONMENTAL SERVICES, INC.
179 Lake Avenue Rochester, New York 14608 (585) 647 - 2530 FAX (585) 647 - 3311

Volatile Analysis Report for Soils/Solids/Sludges

Client: Day Environmental

Client Job Site: 2308/2310 Monroe Ave.
Client Job Number: 4214S-09
Field Location: N/A
Field ID Number: N/A
Sample Type: Soil

Lab Project Number: 10-3038A
Lab Sample Number: Soil LCS 08/02/10
Date Sampled: N/A
Date Received: N/A
Date Analyzed: 08/02/2010

SDG# : 9850

Spiked Compound	Blank Results in ug / Kg	LCS Spiked in ug / Kg	LCS Results in ug / Kg	LCS Percent Recovery	MSD Spiked in ug / Kg	MSD Results in ug / Kg	MSD Percent Recovery	MS / MSD % RPD
1,1-Dichloroethene	ND< 4.00	100	84.4	84.4	N/A	N/A	N/A	N/A
Benzene	ND< 4.00	100	103	103	N/A	N/A	N/A	N/A
Trichloroethene	ND< 4.00	100	103	103	N/A	N/A	N/A	N/A
Toluene	ND< 4.00	100	100	100	N/A	N/A	N/A	N/A
Chlorobenzene	ND< 4.00	100	101	101	N/A	N/A	N/A	N/A

ELAP Number 10958 Data File: V77185.D Data File: V77184.D Method: EPA 8260B

PARADIGM
ENVIRONMENTAL SERVICES, INC.
179 Lake Avenue Rochester, New York 14608 (585) 647 - 2530 FAX (585) 647 - 3311

Volatile Analysis Report for Soils/Solids/Sludges

Client: Day Environmental

Client Job Site: 2308/2310 Monroe Ave.
Client Job Number: 4214S-09
Field Location: N/A
Field ID Number: N/A
Sample Type: Soil

Lab Project Number: 10-3038A
Lab Sample Number: Soil LCS 08/05/10
Date Sampled: N/A
Date Received: N/A
Date Analyzed: 08/05/2010

SDG# : 9850

Spiked Compound	Blank Results in ug / Kg	LCS Spiked in ug / Kg	LCS Results in ug / Kg	LCS Percent Recovery	MSD Spiked in ug / Kg	MSD Results in ug / Kg	MSD Percent Recovery	MS / MSD % RPD
1,1-Dichloroethene	ND< 4.00	100	80.8	80.8	N/A	N/A	N/A	N/A
Benzene	ND< 4.00	100	93.8	93.8	N/A	N/A	N/A	N/A
Trichloroethene	ND< 4.00	100	95.8	95.8	N/A	N/A	N/A	N/A
Toluene	ND< 4.00	100	93.5	93.5	N/A	N/A	N/A	N/A
Chlorobenzene	ND< 4.00	100	96.6	96.6	N/A	N/A	N/A	N/A

ELAP Number 10958 Data File: V77314.D Data File: V77313.D Method: EPA 8260B

PARADIGM
ENVIRONMENTAL SERVICES, INC.
179 Lake Avenue Rochester, New York 14608 (585) 647 - 2530 FAX (585) 647 - 3311

Volatile Analysis Report for Soils/Solids/Sludges

Client: Day Environmental, Inc.

Client Job Site: 2308 / 2310 Monroe Ave.
Client Job Number: 4214S-09
Field Location: TCC-D3 (17.8')
Field ID Number: N/A
Sample Type: Soil

Lab Project Number: 10-2953A
Lab Sample Number: 9853
Date Sampled: 07/19/2010
Date Received: 07/20/2010
Date Analyzed: 07/28/2010

SDG# : 9850

Spiked Compound	Sample Results in ug / Kg	MS Spiked in ug / Kg	MS Results in ug / Kg	MS Percent Recovery	MSD Spiked in ug / Kg	MSD Results in ug / Kg	MSD Percent Recovery	MS / MSD % RPD
1,1-Dichloroethene	ND< 4.80	120	93.4	77.8	120	93.7	78.1	0.38
Benzene	ND< 4.80	120	108	90.0	120	107	89.2	0.89
Trichloroethene	ND< 4.80	120	109	90.8	120	107	89.2	1.78
Toluene	ND< 4.80	120	98.8	82.3	120	101	84.2	2.28
Chlorobenzene	ND< 4.80	120	97.2	81.0	120	99.9	83.3	2.80

ELAP Number 10958 Data File: V77084.D Data File: V77085.D Data File: V77086.D Method: EPA 8260B

PARADIGM
ENVIRONMENTAL SERVICES, INC.
179 Lake Avenue Rochester, New York 14608 (585) 647 - 2530 FAX (585) 647 - 3311

Volatile Analysis Report for Soils/Solids/Sludges

Client: Day Environmental

Client Job Site: 2308/2310 Monroe Ave.
Client Job Number: 4214S-09
Field Location: TCC-D14 (11.5')
Field ID Number: N/A
Sample Type: Soil

Lab Project Number: 10-3038A
Lab Sample Number: 10126
Date Sampled: 07/23/2010
Date Received: 07/26/2010
Date Analyzed: 08/05/2010

SDG# : 9850

Spiked Compound	Sample Results in ug / Kg	MS Spiked in ug / Kg	MS Results in ug / Kg	MS Percent Recovery	MSD Spiked in ug / Kg	MSD Results in ug / Kg	MSD Percent Recovery	MS / MSD % RPD
1,1-Dichloroethene	ND< 4.56	122	92.3	75.7	115	79.6	69.2	8.97
Benzene	ND< 4.56	122	92.9	76.1*	115	77.6	67.5*	12.0
Trichloroethene	ND< 4.56	122	96.8	79.3*	115	80.3	69.8*	12.7
Toluene	ND< 4.56	122	80.2	65.7*	115	69.1	60.1*	8.90
Chlorobenzene	ND< 4.56	122	61.0	50.0*	115	49.2	42.8*	15.5

ELAP Number 10958 Data File: V77180.D Data File: V77315.D Data File: V77316.D Method: EPA 8260B

* = Value is outside of QC limits.

PARADIGM
ENVIRONMENTAL SERVICES, INC.
179 Lake Avenue Rochester, New York 14608 (585) 647 - 2530 FAX (585) 647 - 3311

Volatile Analysis QC Limits

Limits effective: Jul 01,2010
Through: Sep 30,2010

Spiked Compound	Soil Spike Limits		Soil % RPD Limits		Water Spike Limits		Water % RPD Limits	
	Lower %	Upper %	Lower %	Upper %	Lower %	Upper %	Lower %	Upper %
1,1-Dichloroethene	55.1	148	0	44.6	53.9	134	0	52.5
Benzene	84.5	117	0	21.7	81.0	115	0	18.1
Trichloroethene	85.6	120	0	16.6	79.4	121	0	23.4
Toluene	83.4	118	0	15.5	77.5	122	0	26.3
Chlorobenzene	79.1	118	0	27.6	81.6	120	0	28.6

ELAP Number 10958

Method: EPA 8260B

4A

VOLATILE METHOD BLANK SUMMARY

SAMPLE NO.

Soil LRB 07/26/10

Lab Name: Paradigm Environmental Services Client Name: Day Environmental, Inc.

Lab Project #: 10-2953A, 3038A Client Project #: 4214S-09 SDG No.: 9850

Client Project Name: 2308/2310 Monroe Ave.

Lab File ID: V77008.D Lab Sample ID: Soil LRB 07/26/10

Date Analyzed: 7/27/2010 Time Analyzed: 03:19

GC Column: microbore ID: 0.53 (mm) Heated Purge: (Y/N) Y

Instrument ID: Instrument #1

THIS METHOD BLANK APPLIES TO THE FOLLOWING SAMPLES, MS AND MSD:

	CLIENT SAMPLE NO.	LAB SAMPLE ID	LAB FILE ID	TIME ANALYZED
01	N/A	Soil LCS 07/26/10	V77007.D	02:55
02	TCC-D4 (12.0')	9854	V77015.D	06:06
03	TCC-D5 (14.9')	9855	V77016.D	06:30
04				
05				
06				
07				
08				
09				
10				
11				
12				
13				
14				
15				
16				
17				
18				
19				
20				

COMMENTS:

FORM IV VOA

4A

VOLATILE METHOD BLANK SUMMARY

SAMPLE NO.

Soil M/L PB 07/28/10

Lab Name: Paradigm Environmental Services Client Name: Day Environmental, Inc.

Lab Project #: 10-2953A, 3038A Client Project #: 4214S-09 SDG No.: 9850

Client Project Name: 2308/2310 Monroe Ave.

Lab File ID: V77088.D Lab Sample ID: Soil M/L PB 07/28/10

Date Analyzed: 7/28/2010 Time Analyzed: 16:37

GC Column: microbore ID: 0.53 (mm) Heated Purge: (Y/N) Y

Instrument ID: Instrument #1

THIS METHOD BLANK APPLIES TO THE FOLLOWING SAMPLES, MS AND MSD:

	CLIENT SAMPLE NO.	LAB SAMPLE ID	LAB FILE ID	TIME ANALYZED
01	TCC-D1 (10.0')	9850	V77089.D	17:00
02	TCC-D3 (10.0')	9852	V77090.D	17:24
03	TCC-D6A (9.5')	9856	V77091.D	17:47
04				
05				
06				
07				
08				
09				
10				
11				
12				
13				
14				
15				
16				
17				
18				
19				
20				

COMMENTS:

FORM IV VOA

4A

VOLATILE METHOD BLANK SUMMARY

SAMPLE NO.

Soil LRB 07/28/10

Lab Name: Paradigm Environmental Services Client Name: Day Environmental, Inc.

Lab Project #: 10-2953A, 3038A Client Project #: 4214S-09 SDG No.: 9850

Client Project Name: 2308/2310 Monroe Ave.

Lab File ID: V77078.D Lab Sample ID: Soil LRB 07/28/10

Date Analyzed: 7/28/2010 Time Analyzed: 12:29

GC Column: microbore ID: 0.53 (mm) Heated Purge: (Y/N) Y

Instrument ID: Instrument #1

THIS METHOD BLANK APPLIES TO THE FOLLOWING SAMPLES, MS AND MSD:

	CLIENT SAMPLE NO.	LAB SAMPLE ID	LAB FILE ID	TIME ANALYZED
01	N/A	Soil LCS1 07/28/10	V77079.D	12:53
02	TCC-D2 (12.0')	9851	V77083.D	14:38
03	TCC-D3 (17.8')	9853	V77084.D	15:02
04	TCC-D3 (17.8') MS	9853 MS	V77085.D	15:26
05	TCC-D3 (17.8') MSD	9853 MSD	V77086.D	15:50
06	TCC-D6A (15.9')	9857	V77087.D	16:14
07				
08				
09				
10				
11				
12				
13				
14				
15				
16				
17				
18				
19				
20				

COMMENTS:

FORM IV VOA

4A

VOLATILE METHOD BLANK SUMMARY

SAMPLE NO.
Water LRB
07/28/10

Lab Name: Paradigm Environmental Services Client Name: Day Environmental, Inc.

Lab Project #: 10-2953A, 3038A Client Project #: 4214S-09 SDG No.: 9850

Client Project Name: 2308/2310 Monroe Ave.

Lab File ID: V77108.D Lab Sample ID: Water LRB 07/28/10

Date Analyzed: 7/29/2010 Time Analyzed: 00:31

GC Column: microbore ID: 0.53 (mm) Heated Purge: (Y/N) Y

Instrument ID: Instrument #1

THIS METHOD BLANK APPLIES TO THE FOLLOWING SAMPLES, MS AND MSD:

	CLIENT SAMPLE NO.	LAB SAMPLE ID	LAB FILE ID	TIME ANALYZED
01	N/A	Water LCS 07/28/10	V77107.D	00:07
02	FB071910	9858	V77117.D	04:02
03	TB071910	9859	V77118.D	04:25
04	FB072310	10127	V77119.D	04:49
05	TB072310	10128	V77120.D	05:12
06				
07				
08				
09				
10				
11				
12				
13				
14				
15				
16				
17				
18				
19				
20				

COMMENTS:

FORM IV VOA

4A

VOLATILE METHOD BLANK SUMMARY

SAMPLE NO.

Soil LRB 07/30/10

Lab Name: Paradigm Environmental Services Client Name: Day Environmental, Inc.

Lab Project #: 10-2953A, 3038A Client Project #: 4214S-09 SDG No.: 9850

Client Project Name: 2308/2310 Monroe Ave.

Lab File ID: V77170.D Lab Sample ID: Soil LRB 07/30/10

Date Analyzed: 7/30/2010 Time Analyzed: 19:13

GC Column: microbore ID: 0.53 (mm) Heated Purge: (Y/N) Y

Instrument ID: Instrument #1

THIS METHOD BLANK APPLIES TO THE FOLLOWING SAMPLES, MS AND MSD:

	CLIENT SAMPLE NO.	LAB SAMPLE ID	LAB FILE ID	TIME ANALYZED
01	N/A	Soil LCS 07/30/10	V77169.D	18:49
02	TCC-D7 (12.0')	10117	V77171.D	19:37
03	TCC-D9 (15.4')	10118	V77172.D	20:01
04	TCC-D10 (17.9')	10120	V77174.D	20:50
05	TCC-D11 (12.0')	10121	V77175.D	21:14
06	TCC-D11 (17.7')	10122	V77176.D	21:38
07	TCC-D12 (12.0')	10123	V77177.D	22:02
08	TCC-D13A (17.6')	10125	V77179.D	22:50
09	TCC-D14 (11.5')	10126	V77180.D	23:14
10				
11				
12				
13				
14				
15				
16				
17				
18				
19				
20				

COMMENTS:

FORM IV VOA

4A

VOLATILE METHOD BLANK SUMMARY

SAMPLE NO.

Soil LRB 08/02/10

Lab Name: Paradigm Environmental Services Client Name: Day Environmental, Inc.

Lab Project #: 10-2953A, 3038A Client Project #: 4214S-09 SDG No.: 9850

Client Project Name: 2308/2310 Monroe Ave.

Lab File ID: V77185.D Lab Sample ID: Soil LRB 08/02/10

Date Analyzed: 8/2/2010 Time Analyzed: 15:36

GC Column: microbore ID: 0.53 (mm) Heated Purge: (Y/N) Y

Instrument ID: Instrument #1

THIS METHOD BLANK APPLIES TO THE FOLLOWING SAMPLES, MS AND MSD:

	CLIENT SAMPLE NO.	LAB SAMPLE ID	LAB FILE ID	TIME ANALYZED
01	N/A	Soil LCS 08/02/10	V77184.D	15:12
02	TCC-D10 (10.5')	10119	V77186.D	16:00
03	TCC-D13A (10.5')	10124	V77187.D	16:24
04				
05				
06				
07				
08				
09				
10				
11				
12				
13				
14				
15				
16				
17				
18				
19				
20				

COMMENTS:

FORM IV VOA

4A

VOLATILE METHOD BLANK SUMMARY

SAMPLE NO.

Soil LRB 08/05/10

Lab Name: Paradigm Environmental Services Client Name: Day Environmental, Inc.

Lab Project #: 10-2953A, 3038A Client Project #: 4214S-09 SDG No.: 9850

Client Project Name: 2308/2310 Monroe Ave.

Lab File ID: V77314.D Lab Sample ID: Soil LRB 08/05/10

Date Analyzed: 8/5/2010 Time Analyzed: 20:11

GC Column: microbore ID: 0.53 (mm) Heated Purge: (Y/N) Y

Instrument ID: Instrument #1

THIS METHOD BLANK APPLIES TO THE FOLLOWING SAMPLES, MS AND MSD:

	CLIENT SAMPLE NO.	LAB SAMPLE ID	LAB FILE ID	TIME ANALYZED
01	N/A	Soil LCS 08/05/10	V77313.D	19:47
02	TCC-D14 (11.5') MS	10126 MS	V77315.D	20:35
03	TCC-D14 (11.5') MSD	10126 MSD	V77316.D	20:59
04				
05				
06				
07				
08				
09				
10				
11				
12				
13				
14				
15				
16				
17				
18				
19				
20				

COMMENTS:

FORM IV VOA

5A

VOLATILE ORGANIC INSTRUMENT PERFORMANCE CHECK

BROMOFLUOROBENZENE(BFB)

Lab Name: Paradigm Environmental Services Client Name: Day Environmental, Inc.

Lab Project #: 10-2953A, 3038A Client Project #: 4214S-09 SDG#: 9850

Client Project Name: 2308/2310 Monroe Ave.

Lab File ID: V76755.D BFB Injection Date: 7/19/2010

Instrument ID: Instrument #1 BFB Injection Time: 13:51

m/e	ION ABUNDANCE CRITERIA	% RELATIVE ABUNDANCE
50	15.0-40.0% of mass 95	16.2
75	30.0-60.0% of mass 95	45.8
95	Base peak, 100%relative abundance	100.0
96	5.0-9.0% of mass 95	6.9
173	Less then 2.0% of mass 174	0.0 (0.0)1
174	50.0-100.0% of mass 95	81.2
175	5.0-9.0% of mass 174	5.9 (7.3)1
176	95.0-101.0% of mass 174	79.6 (98.0)1
177	5.0-9.0% of mass176	5.4 (6.8)2

1-Value is % mass 174 2-Value is % mass 176

This check applies to the following Samples, MS, MSD, Blanks & Standards

	Client Sample #	Lab Sample #	Lab File ID	Date Analyzed	Time Analyzed
1	N/A	2ppb mega Cal	V76757.D	7/19/2010	14:37
2	N/A	5ppb mega Cal	V76758.D	7/19/2010	15:00
3	N/A	10ppb mega Cal	V76759.D	7/19/2010	15:23
4	N/A	50ppb mega Cal	V76760.D	7/19/2010	15:46
5	N/A	100ppb mega Cal	V76761.D	7/19/2010	16:09
6	N/A	200ppb mega Cal	V76762.D	7/19/2010	16:32
7					
8					
9					
10					
11					
12					
13					
14					
15					
16					
17					
18					

FORM V VOA

5A
VOLATILE ORGANIC INSTRUMENT PERFORMANCE CHECK
BROMOFLUOROBENZENE(BFB)

Lab Name: Paradigm Environmental Services Client Name: Day Environmental, Inc.
Lab Project #: 10-2953A, 3038A Client Project #: 4214S-09 SDG#: 9850
Client Project Name: 2308/2310 Monroe Ave.
Lab File ID: V77005.D BFB Injection Date: 7/27/2010
Instrument ID: Instrument #1 BFB Injection Time: 02:09

m/e	ION ABUNDANCE CRITERIA	% RELATIVE ABUNDANCE
50	15.0-40.0% of mass 95	15.3
75	30.0-60.0% of mass 95	45.9
95	Base peak, 100%relative abundance	100.0
96	5.0-9.0% of mass 95	6.8
173	Less then 2.0% of mass 174	0.2 (0.2)1
174	50.0-100.0% of mass 95	82.4
175	5.0-9.0% of mass 174	6.0 (7.3)1
176	95.0-101.0% of mass 174	81.5 (98.9)1
177	5.0-9.0% of mass176	5.5 (6.7)2

1-Value is % mass 174 2-Value is % mass 176

This check applies to the following Samples, MS, MSD, Blanks & Standards

	Client Sample #	Lab Sample #	Lab File ID	Date Analyzed	Time Analyzed
1	N/A	50ppb mega CC	V77006.D	7/27/2010	02:32
2	N/A	Soil LRB 07/26/10	V77008.D	7/27/2010	03:19
3	N/A	Soil LCS 07/26/10	V77007.D	7/27/2010	02:55
4	TCC-D4 (12.0')	9854	V77015.D	7/27/2010	06:06
5	TCC-D5 (14.9')	9855	V77016.D	7/27/2010	06:30
6					
7					
8					
9					
10					
11					
12					
13					
14					
15					
16					
17					
18					

FORM V VOA

5A

VOLATILE ORGANIC INSTRUMENT PERFORMANCE CHECK

BROMOFLUOROBENZENE(BFB)

Lab Name: Paradigm Environmental Services Client Name: Day Environmental, Inc.

Lab Project #: 10-2953A, 3038A Client Project #: 4214S-09 SDG#: 9850

Client Project Name: 2308/2310 Monroe Ave.

Lab File ID: V77076.D BFB Injection Date: 7/28/2010

Instrument ID: Instrument #1 BFB Injection Time: 11:43

m/e	ION ABUNDANCE CRITERIA	% RELATIVE ABUNDANCE
50	15.0-40.0% of mass 95	16.2
75	30.0-60.0% of mass 95	46.3
95	Base peak, 100%relative abundance	100.0
96	5.0-9.0% of mass 95	6.9
173	Less then 2.0% of mass 174	0.0 (0.0)1
174	50.0-100.0% of mass 95	80.6
175	5.0-9.0% of mass 174	6.0 (7.5)1
176	95.0-101.0% of mass 174	79.1 (98.1)1
177	5.0-9.0% of mass176	5.4 (6.8)2

1-Value is % mass 174 2-Value is % mass 176

This check applies to the following Samples, MS, MSD, Blanks & Standards

	Client Sample #	Lab Sample #	Lab File ID	Date Analyzed	Time Analyzed
1	N/A	50ppb mega CC	V77077.D	7/28/2010	12:06
2	N/A	Soil LRB 07/28/10	V77078.D	7/28/2010	12:29
3	N/A	Soil LCS1 07/28/10	V77079.D	7/28/2010	12:53
4	TCC-D2 (12.0')	9851	V77083.D	7/28/2010	14:38
5	TCC-D3 (17.8')	9853	V77084.D	7/28/2010	15:02
6	TCC-D3 (17.8') MS	9853 MS	V77085.D	7/28/2010	15:26
7	TCC-D3 (17.8') MSD	9853 MSD	V77086.D	7/28/2010	15:50
8	TCC-D6A (15.9')	9857	V77087.D	7/28/2010	16:14
9	N/A	Soil M/L PB 07/28/10	V77088.D	7/28/2010	16:37
10	TCC-D1 (10.0')	9850	V77089.D	7/28/2010	17:00
11	TCC-D3 (10.0')	9852	V77090.D	7/28/2010	17:24
12	TCC-D6A (9.5')	9856	V77091.D	7/28/2010	17:47
13					
14					
15					
16					
17					
18					

FORM V VOA

5A

VOLATILE ORGANIC INSTRUMENT PERFORMANCE CHECK

BROMOFLUOROBENZENE(BFB)

Lab Name: Paradigm Environmental Services Client Name: Day Environmental, Inc.

Lab Project #: 10-2953A, 3038A Client Project #: 4214S-09 SDG#: 9850

Client Project Name: 2308/2310 Monroe Ave.

Lab File ID: V77105.D BFB Injection Date: 7/28/2010

Instrument ID: Instrument #1 BFB Injection Time: 23:20

m/e	ION ABUNDANCE CRITERIA	% RELATIVE ABUNDANCE
50	15.0-40.0% of mass 95	15.3
75	30.0-60.0% of mass 95	44.6
95	Base peak, 100%relative abundance	100.0
96	5.0-9.0% of mass 95	6.6
173	Less then 2.0% of mass 174	0.3 (0.4)1
174	50.0-100.0% of mass 95	84.4
175	5.0-9.0% of mass 174	6.2 (7.3)1
176	95.0-101.0% of mass 174	84.2 (99.8)1
177	5.0-9.0% of mass176	5.4 (6.4)2

1-Value is % mass 174 2-Value is % mass 176

This check applies to the following Samples, MS, MSD, Blanks & Standards

	Client Sample #	Lab Sample #	Lab File ID	Date Analyzed	Time Analyzed
1	N/A	50ppb mega CC	V77106.D	7/28/2010	23:44
2	N/A	Water LRB 07/28/10	V77108.D	7/29/2010	00:31
3	N/A	Water LCS 07/28/10	V77107.D	7/29/2010	00:07
4	FB071910	9858	V77117.D	7/29/2010	04:02
5	TB071910	9859	V77118.D	7/29/2010	04:25
6	FB072310	10127	V77119.D	7/29/2010	04:49
7	TB072310	10128	V77120.D	7/29/2010	05:12
8					
9					
10					
11					
12					
13					
14					
15					
16					
17					
18					

FORM V VOA

5A

VOLATILE ORGANIC INSTRUMENT PERFORMANCE CHECK

BROMOFLUOROBENZENE(BFB)

Lab Name: Paradigm Environmental Services Client Name: Day Environmental, Inc.

Lab Project #: 10-2953A, 3038A Client Project #: 4214S-09 SDG#: 9850

Client Project Name: 2308/2310 Monroe Ave.

Lab File ID: V77156.D BFB Injection Date: 7/30/2010

Instrument ID: Instrument #1 BFB Injection Time: 13:44

m/e	ION ABUNDANCE CRITERIA	% RELATIVE ABUNDANCE
50	15.0-40.0% of mass 95	15.2
75	30.0-60.0% of mass 95	45.6
95	Base peak, 100%relative abundance	100.0
96	5.0-9.0% of mass 95	7.1
173	Less then 2.0% of mass 174	0.0 (0.0)1
174	50.0-100.0% of mass 95	83.3
175	5.0-9.0% of mass 174	6.2 (7.4)1
176	95.0-101.0% of mass 174	81.1 (97.4)1
177	5.0-9.0% of mass176	5.4 (6.7)2

1-Value is % mass 174 2-Value is % mass 176

This check applies to the following Samples, MS, MSD, Blanks & Standards

	Client Sample #	Lab Sample #	Lab File ID	Date Analyzed	Time Analyzed
1	N/A	50ppb mega CC	V77157.D	7/30/2010	14:07
2	N/A	Soil LRB 07/30/10	V77170.D	7/30/2010	19:13
3	N/A	Soil LCS 07/30/10	V77169.D	7/30/2010	18:49
4	TCC-D7 (12.0')	10117	V77171.D	7/30/2010	19:37
5	TCC-D9 (15.4')	10118	V77172.D	7/30/2010	20:01
6	TCC-D10 (17.9')	10120	V77174.D	7/30/2010	20:50
7	TCC-D11 (12.0')	10121	V77175.D	7/30/2010	21:14
8	TCC-D11 (17.7')	10122	V77176.D	7/30/2010	21:38
9	TCC-D12 (12.0')	10123	V77177.D	7/30/2010	22:02
10	TCC-D13A (17.6')	10125	V77179.D	7/30/2010	22:50
11	TCC-D14 (11.5')	10126	V77180.D	7/30/2010	23:14
12					
13					
14					
15					
16					
17					
18					

FORM V VOA

5A

VOLATILE ORGANIC INSTRUMENT PERFORMANCE CHECK

BROMOFLUOROBENZENE(BFB)

Lab Name: Paradigm Environmental Services Client Name: Day Environmental, Inc.

Lab Project #: 10-2953A, 3038A Client Project #: 4214S-09 SDG#: 9850

Client Project Name: 2308/2310 Monroe Ave.

Lab File ID: V77182.D BFB Injection Date: 8/2/2010

Instrument ID: Instrument #1 BFB Injection Time: 14:25

m/e	ION ABUNDANCE CRITERIA	% RELATIVE ABUNDANCE
50	15.0-40.0% of mass 95	16.1
75	30.0-60.0% of mass 95	46.3
95	Base peak, 100%relative abundance	100.0
96	5.0-9.0% of mass 95	6.8
173	Less then 2.0% of mass 174	0.3 (0.4)1
174	50.0-100.0% of mass 95	81.9
175	5.0-9.0% of mass 174	6.1 (7.5)1
176	95.0-101.0% of mass 174	80.7 (98.5)1
177	5.0-9.0% of mass176	5.3 (6.6)2

1-Value is % mass 174 2-Value is % mass 176

This check applies to the following Samples, MS, MSD, Blanks & Standards

	Client Sample #	Lab Sample #	Lab File ID	Date Analyzed	Time Analyzed
1	N/A	50ppb mega CC	V77183.D	8/2/2010	14:48
2	N/A	Soil LRB 08/02/10	V77185.D	8/2/2010	15:36
3	N/A	Soil LCS 08/02/10	V77184.D	8/2/2010	15:12
4	TCC-D10 (10.5')	10119	V77186.D	8/2/2010	16:00
5	TCC-D13A (10.5')	10124	V77187.D	8/2/2010	16:24
6					
7					
8					
9					
10					
11					
12					
13					
14					
15					
16					
17					
18					

FORM V VOA

5A

VOLATILE ORGANIC INSTRUMENT PERFORMANCE CHECK

BROMOFLUOROBENZENE(BFB)

Lab Name: Paradigm Environmental Services Client Name: Day Environmental, Inc.

Lab Project #: 10-2953A, 3038A Client Project #: 4214S-09 SDG#: 9850

Client Project Name: 2308/2310 Monroe Ave.

Lab File ID: V77258.D BFB Injection Date: 8/4/2010

Instrument ID: Instrument #1 BFB Injection Time: 14:04

m/e	ION ABUNDANCE CRITERIA	% RELATIVE ABUNDANCE
50	15.0-40.0% of mass 95	16.0
75	30.0-60.0% of mass 95	46.8
95	Base peak, 100%relative abundance	100.0
96	5.0-9.0% of mass 95	6.5
173	Less then 2.0% of mass 174	0.5 (0.6)1
174	50.0-100.0% of mass 95	83.8
175	5.0-9.0% of mass 174	6.1 (7.3)1
176	95.0-101.0% of mass 174	81.3 (97.0)1
177	5.0-9.0% of mass176	5.5 (6.8)2

1-Value is % mass 174 2-Value is % mass 176

This check applies to the following Samples, MS, MSD, Blanks & Standards

	Client Sample #	Lab Sample #	Lab File ID	Date Analyzed	Time Analyzed
1	N/A	2ppb mega Cal	V77260.D	8/4/2010	14:51
2	N/A	5ppb mega Cal	V77261.D	8/4/2010	15:14
3	N/A	10ppb mega Cal	V77262.D	8/4/2010	15:37
4	N/A	50ppb mega Cal	V77263.D	8/4/2010	16:01
5	N/A	100ppb mega Cal	V77264.D	8/4/2010	16:24
6	N/A	200ppb mega Cal	V77265.D	8/4/2010	16:47
7					
8					
9					
10					
11					
12					
13					
14					
15					
16					
17					
18					

FORM V VOA

5A

VOLATILE ORGANIC INSTRUMENT PERFORMANCE CHECK

BROMOFLUOROBENZENE(BFB)

Lab Name: Paradigm Environmental Services Client Name: Day Environmental, Inc.

Lab Project #: 10-2953A, 3038A Client Project #: 4214S-09 SDG#: 9850

Client Project Name: 2308/2310 Monroe Ave.

Lab File ID: V77299.D BFB Injection Date: 8/5/2010

Instrument ID: Instrument #1 BFB Injection Time: 14:19

m/e	ION ABUNDANCE CRITERIA	% RELATIVE ABUNDANCE
50	15.0-40.0% of mass 95	17.0
75	30.0-60.0% of mass 95	48.4
95	Base peak, 100%relative abundance	100.0
96	5.0-9.0% of mass 95	6.9
173	Less then 2.0% of mass 174	0.4 (0.5)1
174	50.0-100.0% of mass 95	85.2
175	5.0-9.0% of mass 174	6.1 (7.2)1
176	95.0-101.0% of mass 174	84.9 (99.6)1
177	5.0-9.0% of mass176	5.6 (6.6)2

1-Value is % mass 174 2-Value is % mass 176

This check applies to the following Samples, MS, MSD, Blanks & Standards

	Client Sample #	Lab Sample #	Lab File ID	Date Analyzed	Time Analyzed
1	N/A	50ppb mega CC	V77300.D	8/5/2010	14:43
2	N/A	Soil LRB 08/05/10	V77314.D	8/5/2010	20:11
3	N/A	Soil LCS 08/05/10	V77313.D	8/5/2010	19:47
4	TCC-D14 (11.5') MS	10126 MS	V77315.D	8/5/2010	20:35
5	TCC-D14 (11.5') MSD	10126 MSD	V77316.D	8/5/2010	20:59
6					
7					
8					
9					
10					
11					
12					
13					
14					
15					
16					
17					
18					

FORM V VOA

8A

VOLATILE INTERNAL STANDARD AREA AND RT SUMMARY

Lab Name: Paradigm Environmental Services Client Name: Day Environmental, Inc.

Lab Project #: 10-2953A, 3038A Client Project #: 4214S-09 SDG#: 9850

Client Project Name: 2308/2310 Monroe Ave.

Lab File ID: V77006.D Date Analyzed: 7/27/2010

Instrument ID: Instrument #1 Time Analyzed: 02:32

Heated Purge: Y

		IS1 AREA	FB RT	IS2 AREA	CB RT	IS3 AREA	1,4-DCB RT
	12 HOUR STD	1565958	5.08	1330274	8.02	720525	10.56
	UPPER LIMIT	3131916	5.58	2660548	8.52	1441050	11.06
	LOWER LIMIT	782979	4.58	665137	7.52	360263	10.06
	LAB SAMPLE#						
1	Soil LRB 07/26/10	1533290	5.08	1296368	8.02	724867	10.56
2	Soil LCS 07/26/10	1590556	5.08	1305389	8.02	722137	10.56
3	9854	1553330	5.08	1250643	8.02	662923	10.56
4	9855	1556575	5.08	1259713	8.02	689778	10.56
5							
6							
7							
8							
9							
10							
11							
12							
13							
14							
15							
16							
17							
18							
19							
20							
21							
22							

IS1=Fluorobenzene

IS2=Chlorobenzene-d5

IS3=1,4-Dichlorobenzene-d4

AREA UPPER LIMIT=+100% of internal standard area

AREA LOWER LIMIT=-50% of internal standard area

RT UPPER LIMIT=+.50 minutes of internal standard RT

RT LOWER LIMIT=-.50 minutes of internal standard RT

*Values outside of QC limits

FORM VIII VOA

8A

VOLATILE INTERNAL STANDARD AREA AND RT SUMMARY

Lab Name: Paradigm Environmental Services Client Name: Day Environmental, Inc.

Lab Project #: 10-2953A, 3038A Client Project #: 4214S-09 SDG#: 9850

Client Project Name: 2308/2310 Monroe Ave.

Lab File ID: V77077.D Date Analyzed: 7/28/2010

Instrument ID: Instrument #1 Time Analyzed: 12:06

Heated Purge: Y

		IS1	FB	IS2	CB	IS3	1,4-DCB
		AREA	RT	AREA	RT	AREA	RT
	12 HOUR STD	1581423	5.07	1252192	8.02	650766	10.56
	UPPER LIMIT	3162846	5.57	2504384	8.52	1301532	11.06
	LOWER LIMIT	790712	4.57	626096	7.52	325383	10.06
	LAB SAMPLE#						
1	Soil LRB 07/28/10	1497744	5.07	1241247	8.02	681497	10.56
2	Soil LCS1 07/28/10	1581306	5.07	1214482	8.02	679195	10.56
3	9851	1420776	5.07	1108885	8.02	601084	10.56
4	9853	1466997	5.07	1173754	8.02	602231	10.56
5	9853 MS	1486502	5.07	1183754	8.02	574026	10.56
6	9853 MSD	1502314	5.07	1183809	8.02	571786	10.56
7	9857	1414398	5.07	1141461	8.02	565190	10.56
8	Soil M/L PB 07/28/10	1420197	5.07	1224973	8.02	717715	10.56
9	9850	1520787	5.07	1233429	8.02	676921	10.56
10	9852	1438985	5.08	1235944	8.02	683153	10.56
11	9856	1491525	5.07	1238431	8.02	671846	10.56
12							
13							
14							
15							
16							
17							
18							
19							
20							
21							
22							

IS1=Fluorobenzene

IS2=Chlorobenzene-d5

IS3=1,4-Dichlorobenzene-d4

AREA UPPER LIMIT=+100% of internal standard area

AREA LOWER LIMIT=-50% of internal standard area

RT UPPER LIMIT=+.50 minutes of internal standard RT

RT LOWER LIMIT=-.50 minutes of internal standard RT

*Values outside of QC limits

FORM VIII VOA

8A

VOLATILE INTERNAL STANDARD AREA AND RT SUMMARY

Lab Name: Paradigm Environmental Services Client Name: Day Environmental, Inc.

Lab Project #: 10-2953A, 3038A Client Project #: 4214S-09 SDG#: 9850

Client Project Name: 2308/2310 Monroe Ave.

Lab File ID: V77106.D Date Analyzed: 7/28/2010

Instrument ID: Instrument #1 Time Analyzed: 23:44

Heated Purge: Y

		IS1	FB	IS2	CB	IS3	1,4-DCB
		AREA	RT	AREA	RT	AREA	RT
	12 HOUR STD	1548816	5.08	1264234	8.02	683798	10.56
	UPPER LIMIT	3097632	5.58	2528468	8.52	1367596	11.06
	LOWER LIMIT	774408	4.58	632117	7.52	341899	10.06
	LAB SAMPLE#						
1	Water LRB 07/28/10	1536653	5.08	1278670	8.02	704369	10.56
2	Water LCS 07/28/10	1559921	5.07	1249887	8.02	680350	10.56
3	9858	1468581	5.08	1219403	8.02	668153	10.56
4	9859	1415102	5.08	1173471	8.02	657353	10.56
5	10127	1492939	5.08	1217377	8.02	657644	10.56
6	10128	1437450	5.08	1189138	8.02	662179	10.56
7							
8							
9							
10							
11							
12							
13							
14							
15							
16							
17							
18							
19							
20							
21							
22							

IS1=Fluorobenzene

IS2=Chlorobenzene-d5

IS3=1,4-Dichlorobenzene-d4

AREA UPPER LIMIT=+100% of internal standard area

AREA LOWER LIMIT=-50% of internal standard area

RT UPPER LIMIT=+.50 minutes of internal standard RT

RT LOWER LIMIT=-.50 minutes of internal standard RT

*Values outside of QC limits

FORM VIII VOA

8A

VOLATILE INTERNAL STANDARD AREA AND RT SUMMARY

Lab Name: Paradigm Environmental Services Client Name: Day Environmental, Inc.

Lab Project #: 10-2953A, 3038A Client Project #: 4214S-09 SDG#: 9850

Client Project Name: 2308/2310 Monroe Ave.

Lab File ID: V77157.D Date Analyzed: 7/30/2010

Instrument ID: Instrument #1 Time Analyzed: 14:07

Heated Purge: Y

		IS1	FB	IS2	CB	IS3	1,4-DCB
		AREA	RT	AREA	RT	AREA	RT
	12 HOUR STD	1611499	5.07	1350326	8.02	717787	10.56
	UPPER LIMIT	3222998	5.57	2700652	8.52	1435574	11.06
	LOWER LIMIT	805750	4.57	675163	7.52	358894	10.06
	LAB SAMPLE#						
1	Soil LRB 07/30/10	1473383	5.08	1252776	8.02	722169	10.56
2	Soil LCS 07/30/10	1533516	5.07	1299215	8.02	698352	10.56
3	10117	1441467	5.08	1179906	8.02	573684	10.56
4	10118	1452771	5.08	1193834	8.02	598156	10.56
5	10120	1386125	5.08	1117665	8.02	553805	10.56
6	10121	1427039	5.08	1175464	8.02	641686	10.56
7	10122	1380383	5.08	1129174	8.02	577248	10.56
8	10123	1385496	5.08	1156198	8.02	634800	10.56
9	10125	1420616	5.08	1175442	8.02	635795	10.56
10	10126	1380519	5.08	1093669	8.02	569648	10.56
11							
12							
13							
14							
15							
16							
17							
18							
19							
20							
21							
22							

IS1=Fluorobenzene

IS2=Chlorobenzene-d5

IS3=1,4-Dichlorobenzene-d4

AREA UPPER LIMIT=+100% of internal standard area

AREA LOWER LIMIT=-50% of internal standard area

RT UPPER LIMIT=+.50 minutes of internal standard RT

RT LOWER LIMIT=-.50 minutes of internal standard RT

*Values outside of QC limits

FORM VIII VOA

8A

VOLATILE INTERNAL STANDARD AREA AND RT SUMMARY

Lab Name: Paradigm Environmental Services Client Name: Day Environmental, Inc.

Lab Project #: 10-2953A, 3038A Client Project #: 4214S-09 SDG#: 9850

Client Project Name: 2308/2310 Monroe Ave.

Lab File ID: V77183.D Date Analyzed: 8/2/2010

Instrument ID: Instrument #1 Time Analyzed: 14:48

Heated Purge: Y

		IS1	FB	IS2	CB	IS3	1,4-DCB
		AREA	RT	AREA	RT	AREA	RT
	12 HOUR STD	1648033	5.07	1358918	8.02	765913	10.56
	UPPER LIMIT	3296066	5.57	2717836	8.52	1531826	11.06
	LOWER LIMIT	824017	4.57	679459	7.52	382957	10.06
	LAB SAMPLE#						
1	Soil LRB 08/02/10	1473756	5.08	1320906	8.02	752338	10.56
2	Soil LCS 08/02/10	1625429	5.07	1369895	8.02	734484	10.56
3	10119	1506962	5.07	1319615	8.02	725823	10.56
4	10124	1487181	5.08	1281787	8.02	710515	10.56
5							
6							
7							
8							
9							
10							
11							
12							
13							
14							
15							
16							
17							
18							
19							
20							
21							
22							

IS1=Fluorobenzene

IS2=Chlorobenzene-d5

IS3=1,4-Dichlorobenzene-d4

AREA UPPER LIMIT=+100% of internal standard area

AREA LOWER LIMIT=-50% of internal standard area

RT UPPER LIMIT=+.50 minutes of internal standard RT

RT LOWER LIMIT=-.50 minutes of internal standard RT

*Values outside of QC limits

FORM VIII VOA

8A

VOLATILE INTERNAL STANDARD AREA AND RT SUMMARY

Lab Name: Paradigm Environmental Services Client Name: Day Environmental, Inc.

Lab Project #: 10-2953A, 3038A Client Project #: 4214S-09 SDG#: 9850

Client Project Name: 2308/2310 Monroe Ave.

Lab File ID: V77300.D Date Analyzed: 8/5/2010

Instrument ID: Instrument #1 Time Analyzed: 14:43

Heated Purge: Y

		IS1	FB	IS2	CB	IS3	1,4-DCB
		AREA	RT	AREA	RT	AREA	RT
	12 HOUR STD	971244	5.07	873749	8.02	485891	10.56
	UPPER LIMIT	1942488	5.57	1747498	8.52	971782	11.06
	LOWER LIMIT	485622	4.57	436875	7.52	242946	10.06
	LAB SAMPLE#						
1	Soil LRB 08/05/10	952320	5.08	847887	8.02	482711	10.56
2	Soil LCS 08/05/10	1024177	5.07	888499	8.02	503721	10.56
3	10126 MS	978613	5.08	843525	8.02	437997	10.56
4	10126 MSD	982140	5.08	848256	8.02	428249	10.56
5							
6							
7							
8							
9							
10							
11							
12							
13							
14							
15							
16							
17							
18							
19							
20							
21							
22							

IS1=Fluorobenzene

IS2=Chlorobenzene-d5

IS3=1,4-Dichlorobenzene-d4

AREA UPPER LIMIT=+100% of internal standard area

AREA LOWER LIMIT=-50% of internal standard area

RT UPPER LIMIT=+.50 minutes of internal standard RT

RT LOWER LIMIT=-.50 minutes of internal standard RT

*Values outside of QC limits

FORM VIII VOA

Instrument: 73 VOA
Matrix: Soil
Date Run: 3/4/2010 & 3/17/2010
Target (in ppb) 0.5
* = Target (in ppb) 1.0

	Compound	MDL1 Data File: V73717.D	MDL2 Data File: V73718.D	MDL3 Data File: V73719.D	MDL4 Data File: V73720.D	MDL5 Data File: V73721.D	MDL6 Data File: V73722.D	MDL7 Data File: V73723.D	Standard Deviation	MDL	Pass / Fail 10% Rule
*2	Dichlorodifluoromethane	0.948	0.824	0.931	0.840	0.822	1.011	1.034	0.0888	0.2790	
3	Chloromethane	0.590	0.540	0.590	0.479	0.573	0.592	0.528	0.0424	0.1331	
4	Vinyl chloride	0.408	0.426	0.492	0.419	0.455	0.435	0.436	0.0277	0.0870	
5	Bromomethane	0.596	0.670	0.614	0.695	0.644	0.698	0.754	0.0542	0.1704	
6	Chloroethane	0.544	0.563	0.638	0.567	0.591	0.573	0.620	0.0335	0.1054	
7	Trichlorofluoromethane	1.276	1.187	0.923	1.093	1.178	1.170	1.160	0.1100	0.3456	
8	Ethyl ether	0.421	0.473	0.532	0.469	0.495	0.487	0.427	0.0389	0.1223	
9	Freon 113	0.522	0.498	0.536	0.517	0.474	0.515	0.550	0.0247	0.0777	
10	1,1-Dichloroethene	0.452	0.490	0.433	0.427	0.519	0.476	0.457	0.0328	0.1031	
*11	Acetone	5.563	5.886	5.354	5.885	4.994	6.231	6.560	0.5292	1.6633	
*12	Carbon disulfide	0.931	0.857	0.832	0.847	0.838	0.869	0.889	0.0345	0.1085	
13	Methyl acetate	1.024	0.858	0.987	1.015	0.958	0.859	0.966	0.0682	0.2144	
*14	Methylene chloride	1.918	2.232	2.044	2.344	1.869	2.651	2.606	0.3145	0.9885	
15	Acrylonitrile	0.622	0.728	0.673	0.669	0.680	0.628	0.662	0.0353	0.1108	
17	Methyl tert-butyl Ether	0.469	0.507	0.489	0.456	0.458	0.516	0.497	0.0238	0.0750	
18	trans-1,2-Dichloroethene	0.471	0.543	0.472	0.540	0.504	0.532	0.491	0.0311	0.0978	
*19	1,1-Dichloroethane	0.944	0.941	0.938	0.879	0.935	1.003	0.989	0.0404	0.1270	
20	Vinyl acetate	0.535	0.528	0.480	0.541	0.518	0.479	0.510	0.0251	0.0788	
21	2,2-Dichloropropane	0.393	0.425	0.441	0.425	0.456	0.450	0.416	0.0215	0.0676	
22	2-Butanone	0.619	0.807	0.643	0.689	0.681	0.755	0.768	0.0694	0.2180	
23	cis-1,2-Dichloroethene	0.410	0.464	0.476	0.393	0.449	0.441	0.407	0.0316	0.0993	
24	Bromochloromethane	0.462	0.475	0.539	0.505	0.534	0.511	0.484	0.0293	0.0921	
25	Chloroform	0.388	0.528	0.496	0.506	0.526	0.512	0.529	0.0501	0.1573	
28	1,1,1-Trichloroethane	0.434	0.487	0.463	0.465	0.500	0.471	0.459	0.0213	0.0668	
29	1,2-Dichloroethane-d4	0.500	0.608	0.568	0.574	0.543	0.533	0.597	0.0379	0.1190	
30	Carbon Tetrachloride	0.439	0.489	0.460	0.467	0.480	0.472	0.500	0.0200	0.0630	
31	Benzene	0.428	0.449	0.446	0.448	0.454	0.447	0.430	0.0099	0.0311	Fail**
32	1,2-Dichloroethane	0.520	0.534	0.524	0.531	0.532	0.485	0.532	0.0172	0.0539	
33	Trichloroethene	0.427	0.462	0.416	0.452	0.418	0.466	0.441	0.0204	0.0642	
34	Methylcyclohexane	0.267	0.286	0.285	0.235	0.241	0.272	0.277	0.0206	0.0646	
36	1,2-Dichloropropane	0.445	0.465	0.515	0.438	0.425	0.461	0.469	0.0292	0.0917	
38	Dibromomethane	0.470	0.527	0.492	0.540	0.528	0.517	0.541	0.0263	0.0826	
39	Bromodichloromethane	0.376	0.452	0.432	0.443	0.442	0.428	0.468	0.0287	0.0903	
40	2-Chloroethyl vinyl Ether	0.076	0.073	0.122	0.093	0.102	0.056	0.081	0.0216	0.0679	
42	1,1-Dichloropropene	0.353	0.353	0.377	0.367	0.366	0.362	0.324	0.0170	0.0533	
43	cis-1,3-Dichloropropene	0.301	0.305	0.273	0.311	0.319	0.303	0.281	0.0164	0.0514	
44	4-Methyl-2-pentanone	0.293	0.451	0.437	0.293	0.239	0.281	0.295	0.0825	0.2593	

This report is part of a multipage document and should only be evaluated in its entirety. Chain of Custody provides additional information, including compliance with sample condition requirements upon receipt.

47	trans-1,3-Dichloropropene	0.276	0.324	0.286	0.291	0.268	0.292	0.278	0.0182	0.0571	
48	1,1,2-Trichloroethane	0.615	0.584	0.552	0.580	0.584	0.547	0.580	0.0229	0.0720	
49	1,3-Dichloropropane	0.419	0.465	0.464	0.428	0.435	0.420	0.432	0.0194	0.0609	
50	Tetrachloroethene	0.475	0.461	0.487	0.546	0.513	0.468	0.484	0.0296	0.0930	
51	2-Hexanone	0.371	0.425	0.413	0.435	0.386	0.417	0.483	0.0362	0.1139	
52	Dibromochloromethane	0.345	0.355	0.358	0.347	0.348	0.383	0.357	0.0129	0.0405	Fail**
53	1,2-Dibromoethane	0.419	0.489	0.447	0.442	0.440	0.428	0.427	0.0231	0.0726	
55	Chlorobenzene	0.517	0.528	0.552	0.539	0.540	0.549	0.563	0.0152	0.0477	Fail**
56	1,1,1,2-Tetrachloroethane	0.444	0.469	0.436	0.465	0.466	0.512	0.506	0.0289	0.0907	
57	Ethylbenzene	0.386	0.388	0.407	0.405	0.394	0.401	0.404	0.0085	0.0268	Fail**
*58	m,p-Xylene	2.080	2.060	2.050	1.970	1.950	1.990	1.890	0.0684	0.2150	
59	o-Xylene	0.261	0.262	0.257	0.266	0.260	0.291	0.285	0.0133	0.0419	Fail**
60	Styrene	0.234	0.260	0.253	0.248	0.246	0.247	0.264	0.0101	0.0316	Fail**
61	Bromoform	0.283	0.345	0.341	0.310	0.322	0.336	0.400	0.0362	0.1137	
62	Isopropylbenzene	0.233	0.242	0.229	0.229	0.225	0.222	0.230	0.0065	0.0203	Fail**
63	1,2,3-Trichloropropane	0.620	0.522	0.561	0.596	0.533	0.539	0.573	0.0355	0.1115	
65	Bromobenzene	0.299	0.336	0.362	0.311	0.303	0.340	0.381	0.0310	0.0974	
66	1,1,2,2-Tetrachloroethane	0.509	0.569	0.531	0.554	0.611	0.525	0.651	0.0509	0.1601	
*67	n-Propylbenzene	0.850	0.820	0.830	0.810	0.760	0.780	0.690	0.0540	0.1697	
68	2-Chlorotoluene	0.264	0.282	0.248	0.263	0.221	0.236	0.267	0.0207	0.0652	
69	4-Chlorotoluene	0.228	0.333	0.286	0.266	0.256	0.221	0.253	0.0380	0.1196	
70	1,3,5-Trimethylbenzene	0.225	0.271	0.246	0.237	0.250	0.214	0.236	0.0185	0.0580	
71	tert-Butylbenzene	0.218	0.271	0.270	0.247	0.268	0.242	0.279	0.0218	0.0685	
72	1,2,4-Trimethylbenzene	0.218	0.267	0.237	0.220	0.226	0.220	0.218	0.0178	0.0560	
73	sec-Butylbenzene	0.202	0.258	0.232	0.222	0.231	0.203	0.227	0.0190	0.0597	
74	p-Isopropyltoluene	0.214	0.252	0.220	0.216	0.233	0.212	0.253	0.0177	0.0556	
76	1,3-Dichlorobenzene	0.330	0.367	0.357	0.342	0.330	0.315	0.348	0.0178	0.0558	
77	1,4-Dichlorobenzene	0.485	0.541	0.523	0.528	0.530	0.523	0.539	0.0188	0.0590	
*78	n-Butylbenzene	0.710	0.610	0.670	0.610	0.620	0.630	0.610	0.0386	0.1213	
79	1,2-Dichlorobenzene	0.354	0.395	0.376	0.398	0.390	0.410	0.436	0.0258	0.0812	
81	1,2-Dibromo-3-Chloropropa	0.346	0.421	0.468	0.461	0.434	0.406	0.485	0.0469	0.1475	
82	1,2,4-Trichlorobenzene	0.268	0.346	0.306	0.302	0.300	0.262	0.291	0.0279	0.0875	
83	1,2,3-Trichlorobenzene	0.296	0.388	0.324	0.307	0.336	0.290	0.342	0.0337	0.1058	
84	Hexachlorobutadiene	0.395	0.456	0.440	0.457	0.428	0.412	0.491	0.0320	0.1005	
85	Naphthalene	0.281	0.350	0.296	0.263	0.289	0.259	0.279	0.0304	0.0954	
86	Cyclohexane	0.340	0.314	0.308	0.273	0.248	0.276	0.276	0.0312	0.0980	

** = Compound failed 10% rule at both levels.

VOLATILE ORGANICS

SAMPLE DATA

PARADIGM
ENVIRONMENTAL SERVICES, INC. 179 Lake Avenue Rochester, New York 14608 (585) 647 - 2530 FAX (585) 647 - 3311

Volatile Analysis Report for Soils/Solids/Sludges

Client: Day Environmental, Inc.

Client Job Site: 2308 / 2310 Monroe Ave.
Client Job Number: 4214S-09
Field Location: TCC-D1 (10.0')
Field ID Number: N/A
Sample Type: Soil

Lab Project Number: 10-2953A
Lab Sample Number: 9850
Date Sampled: 07/19/2010
Date Received: 07/20/2010
Date Analyzed: 07/28/2010
Date Reissued: 08/13/2010

Halocarbons	Results in ug / Kg	Halocarbons	Results in ug / Kg
Bromodichloromethane	ND< 13,900	trans-1,2-Dichloroethene	ND< 13,900
Bromomethane	ND< 13,900	1,2-Dichloropropane	ND< 13,900
Bromoform	ND< 34,900	cis-1,3-Dichloropropene	ND< 13,900
Carbon Tetrachloride	ND< 34,900	trans-1,3-Dichloropropene	ND< 13,900
Chloroethane	ND< 13,900	Methylene chloride	ND< 34,900
Chloromethane	ND< 13,900	1,1,2,2-Tetrachloroethane	ND< 13,900
2-Chloroethyl vinyl Ether	ND< 69,700	Tetrachloroethene	73,800
Chloroform	ND< 13,900	1,1,1-Trichloroethane	ND< 13,900
Dibromochloromethane	ND< 13,900	1,1,2-Trichloroethane	ND< 13,900
1,1-Dichloroethane	ND< 13,900	Trichloroethene	ND< 13,900
1,2-Dichloroethane	ND< 13,900	Trichlorofluoromethane	ND< 13,900
1,1-Dichloroethene	ND< 13,900	Vinyl chloride	ND< 13,900
Chlorobenzene	ND< 13,900	1,3-Dichlorobenzene	ND< 34,900
1,2-Dichlorobenzene	ND< 34,900	1,4-Dichlorobenzene	ND< 13,900
cis-1,2-Dichloroethene	ND< 13,900		

ELAP Number 10958 Method: EPA 8260B Data File: V77089.D

Comments: ND denotes Non Detect
ug / Kg = microgram per Kilogram

Signature:
Bruce Hoogesteger: Technical Director

This report is part of a multipage document and should only be evaluated in its entirety. Chain of Custody provides additional information, including compliance with sample condition requirements upon receipt.

Quantitation Report (Not Reviewed)

Data File: C:\msdchem\1\DATA\072810\V77089.D
DataAcq Meth:8260RUN.M
Acq On : 28 Jul 2010 5:00 pm
Sample : SOIL ~~M/L~~ #9850
Misc : Soil 5uL
ALS Vial : 60 Sample Multiplier: 1

Operator: Bill Brew
Inst : Instrument #1

Quant Time: Jul 28 17:31:21 2010
Quant Method : C:\msdchem\1\METHODS\071910.M
Quant Title : 8260/624 Analysis
QLast Update : Wed Jul 28 11:45:14 2010
Response via : Initial Calibration
Integrator: RTE

1.77g → 10 ml

Compound	R.T.	QIon	Response	Conc Units	Dev(Min)
Internal Standards					
1) Fluorobenzene	5.073	96	1520787	50.00 ug/L	0.00
54) Chlorobenzene-d5	8.019	117	1233429	50.00 ug/L	0.00
75) 1,4-Dichlorobenzene-d4	10.560	152	676921	50.00 ug/L	0.00
System Monitoring Compounds					
26) Pentafluorobenzene	4.502	168	36930	2.35 ug/L	0.00
Spiked Amount 50.000	Range 69 - 125		Recovery	= 4.70%#	
29) 1,2-Dichloroethane-d4	4.774	65	20918	2.27 ug/L	0.00
Spiked Amount 50.000	Range 64 - 123		Recovery	= 4.54%#	
45) Toluene-D8	6.557	98	68447	2.21 ug/L	0.00
Spiked Amount 50.000	Range 70 - 115		Recovery	= 4.42%#	
64) 4-Bromofluorobenzene	9.279	95	31266	2.23 ug/L	0.00
Spiked Amount 50.000	Range 63 - 114		Recovery	= 4.46%#	
Target Compounds					Qvalue
11) Acetone	2.650	43	47285	~~5.40 ug/L~~	97
14) Methylene chloride	3.003	84	14072	~~Below Cal~~ #<5	86
23) cis-1,2-Dichloroethene	4.065	96	6414	~~0.69 ug/L~~ <2	93
50) Tetrachloroethene	7.171	166	110141	10.58 ug/L	94

x20

7/28 MB

(#) = qualifier out of range (m) = manual integration (+) = signals summed

Data File: C:\msdchem\1\DATA\072810\V77089.D
DataAcq Meth:8260RUN.M
Acq On : 28 Jul 2010 5:00 pm
Sample : SOIL M/L #9850
Misc : Soil 5uL
ALS Vial : 60 Sample Multiplier: 1

Operator: Bill Brew
Inst : Instrument #1

Quant Time: Jul 28 17:31:21 2010
Quant Method : C:\msdchem\1\METHODS\071910.M
Quant Title : 8260/624 Analysis
QLast Update : Wed Jul 28 11:45:14 2010
Response via : Initial Calibration
Integrator: RTE

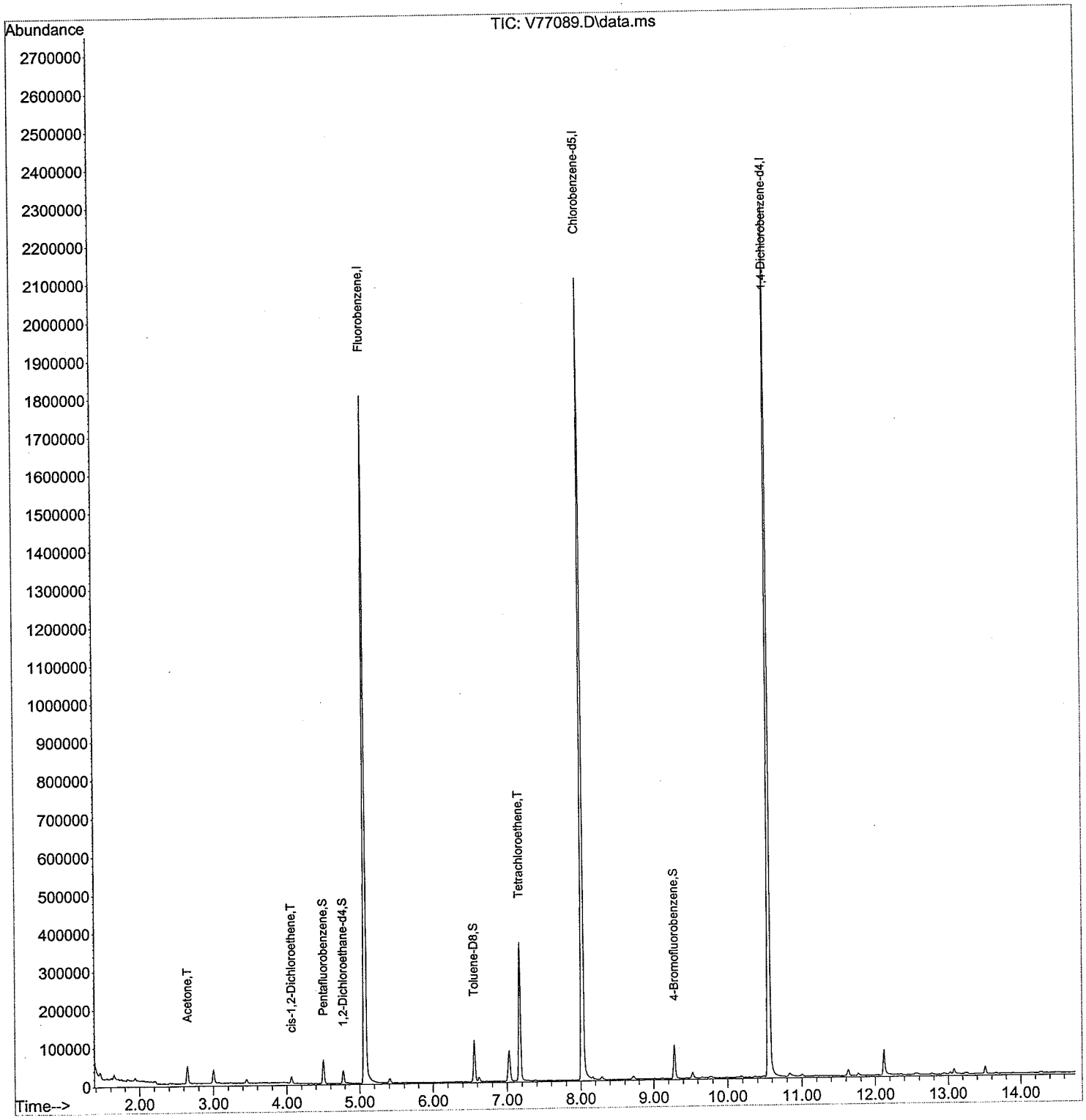

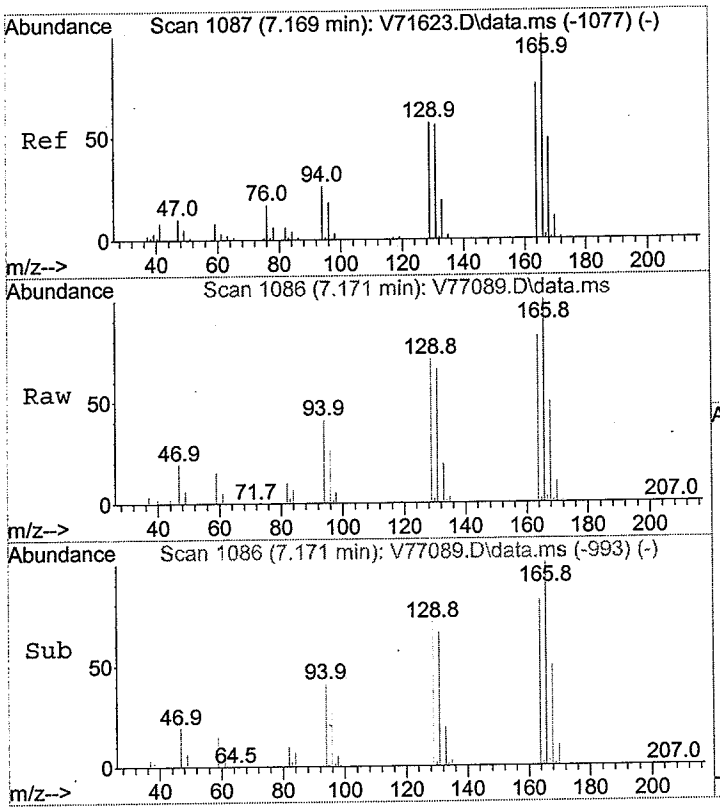

#50
Tetrachloroethene
Concen: 10.58 ug/L
RT: 7.171 min Scan# 1086
Delta R.T. -0.003 min
Lab File: V77089.D
Acq: 28 Jul 2010 5:00 pm

Tgt Ion:166 Resp: 110141

Ion	Ratio	Lower	Upper
166	100		
164	78.2	56.8	96.8
129	67.4	38.0	78.0

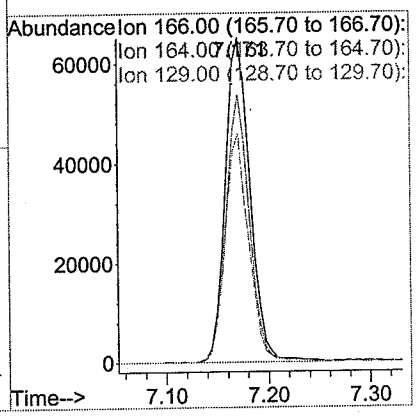

7/28 AB

PARADIGM
ENVIRONMENTAL SERVICES, INC. 179 Lake Avenue Rochester, New York 14608 (585) 647 - 2530 FAX (585) 647 - 3311

Volatile Analysis Report for Soils/Solids/Sludges

Client: Day Environmental, Inc.

Client Job Site: 2308 / 2310 Monroe Ave.
Client Job Number: 4214S-09
Field Location: TCC-D2 (12.0')
Field ID Number: N/A
Sample Type: Soil

Lab Project Number: 10-2953A
Lab Sample Number: 9851
Date Sampled: 07/19/2010
Date Received: 07/20/2010
Date Analyzed: 07/28/2010
Date Reissued: 08/13/2010

Halocarbons	Results in ug / Kg	Halocarbons	Results in ug / Kg
Bromodichloromethane	ND< 4.81	trans-1,2-Dichloroethene	ND< 4.81
Bromomethane	ND< 4.81	1,2-Dichloropropane	ND< 4.81
Bromoform	ND< 12.0	cis-1,3-Dichloropropene	ND< 4.81
Carbon Tetrachloride	ND< 12.0	trans-1,3-Dichloropropene	ND< 4.81
Chloroethane	ND< 4.81	Methylene chloride	ND< 12.0
Chloromethane	ND< 4.81	1,1,2,2-Tetrachloroethane	ND< 4.81
2-Chloroethyl vinyl Ether	ND< 24.1	Tetrachloroethene	9.51
Chloroform	ND< 4.81	1,1,1-Trichloroethane	ND< 4.81
Dibromochloromethane	ND< 4.81	1,1,2-Trichloroethane	ND< 4.81
1,1-Dichloroethane	ND< 4.81	Trichloroethene	ND< 4.81
1,2-Dichloroethane	ND< 4.81	Trichlorofluoromethane	ND< 4.81
1,1-Dichloroethene	ND< 4.81	Vinyl chloride	69.7
Chlorobenzene	ND< 4.81	1,3-Dichlorobenzene	ND< 12.0
1,2-Dichlorobenzene	ND< 12.0	1,4-Dichlorobenzene	ND< 4.81
cis-1,2-Dichloroethene	27.6		

ELAP Number 10958 Method: EPA 8260B Data File: V77083.D

Comments: ND denotes Non Detect
ug / Kg = microgram per Kilogram

Signature:
Bruce Hoogesteger: Technical Director

This report is part of a multipage document and should only be evaluated in its entirety. Chain of Custody provides additional information, including compliance with sample condition requirements upon receipt.

2953A Day

Quantitation Report (Not Reviewed)

Data File: C:\msdchem\1\DATA\072810\V77083.D
DataAcq Meth:8260RUN.M
Acq On : 28 Jul 2010 2:38 pm
Sample : SOIL #9851
Misc : Soil 2.59g
ALS Vial : 54 Sample Multiplier: 1

Operator: Bill Brew
Inst : Instrument #1

Quant Time: Jul 28 15:03:21 2010
Quant Method : C:\msdchem\1\METHODS\071910.M
Quant Title : 8260/624 Analysis
QLast Update : Wed Jul 28 11:45:14 2010
Response via : Initial Calibration
Integrator: RTE

Compound	R.T.	QIon	Response	Conc Units	Dev(Min)
Internal Standards					
1) Fluorobenzene	5.073	96	1420776	50.00 ug/L	0.00
54) Chlorobenzene-d5	8.019	117	1108885	50.00 ug/L	0.00
75) 1,4-Dichlorobenzene-d4	10.560	152	601084	50.00 ug/L	0.00
System Monitoring Compounds					
26) Pentafluorobenzene	4.502	168	713141	48.56 ug/L	0.00
Spiked Amount 50.000	Range 69 - 125		Recovery	= 97.12%	
29) 1,2-Dichloroethane-d4	4.775	65	374181	43.54 ug/L	0.00
Spiked Amount 50.000	Range 64 - 123		Recovery	= 87.08%	
45) Toluene-D8	6.557	98	1407935	48.56 ug/L	0.00
Spiked Amount 50.000	Range 70 - 115		Recovery	= 97.12%	
64) 4-Bromofluorobenzene	9.279	95	582579	46.23 ug/L	0.00
Spiked Amount 50.000	Range 63 - 114		Recovery	= 92.46%	
Target Compounds					Qvalue
4) Vinyl chloride	1.669	62	284478	28.97 ug/L	99
11) Acetone	2.645	43	60410	12.00 ug/L	98
14) Methylene chloride	2.997	84	21104	Below Cal #<5	85
22) 2-Butanone	4.054	72	1108	1.19 ug/L #<10	1
23) cis-1,2-Dichloroethene	4.065	96	99932	11.45 ug/L	91
50) Tetrachloroethene	7.171	166	38428	3.95 ug/L	92
82) 1,2,4-Trichlorobenzene	12.774	180	11857	0.81 ug/L	97
83) 1,2,3-Trichlorobenzene	13.271	180	17945	1.36 ug/L	85
84) Hexachlorobutadiene	12.956	225	4551	0.50 ug/L	96
85) Naphthalene	13.025	128	43986	1.46 ug/L	98

7/28 BB

(#) = qualifier out of range (m) = manual integration (+) = signals summed

Data File: C:\msdchem\1\DATA\072810\V77083.D
DataAcq Meth:8260RUN.M
Acq On : 28 Jul 2010 2:38 pm
Sample : SOIL #9851
Misc : Soil 2.59g
ALS Vial : 54 Sample Multiplier: 1

Operator: Bill Brew
Inst : Instrument #1

Quant Time: Jul 28 15:03:21 2010
Quant Method : C:\msdchem\1\METHODS\071910.M
Quant Title : 8260/624 Analysis
QLast Update : Wed Jul 28 11:45:14 2010
Response via : Initial Calibration
Integrator: RTE

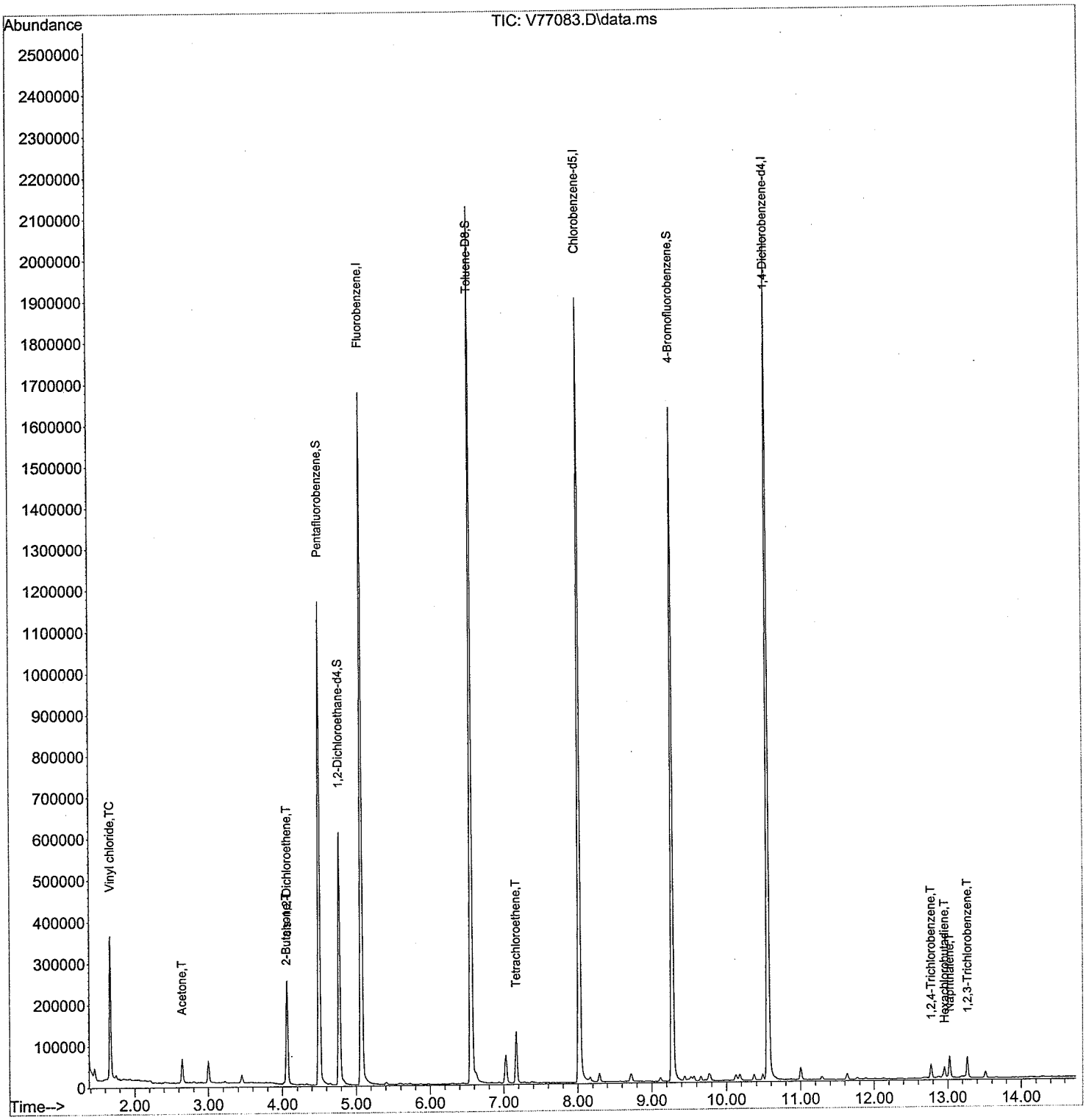

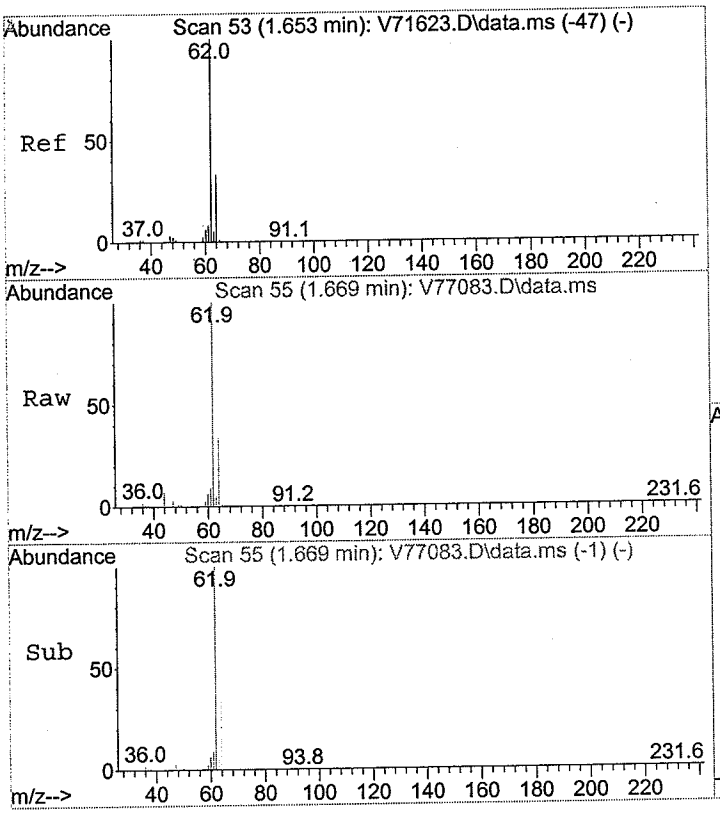

#4
Vinyl chloride
Concen: 28.97 ug/L
RT: 1.669 min Scan# 55
Delta R.T. 0.002 min
Lab File: V77083.D
Acq: 28 Jul 2010 2:38 pm

Tgt Ion: 62 Resp: 284478

Ion	Ratio	Lower	Upper
62	100		
64	33.3	12.9	52.9
61	8.5	0.0	28.4

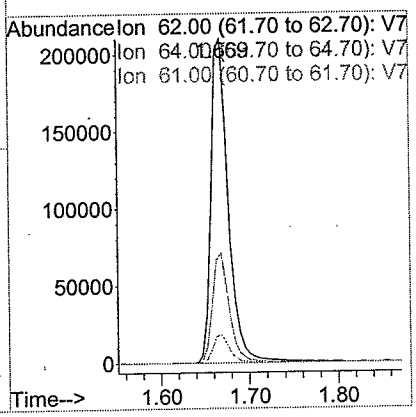

7/28 AB
Halos

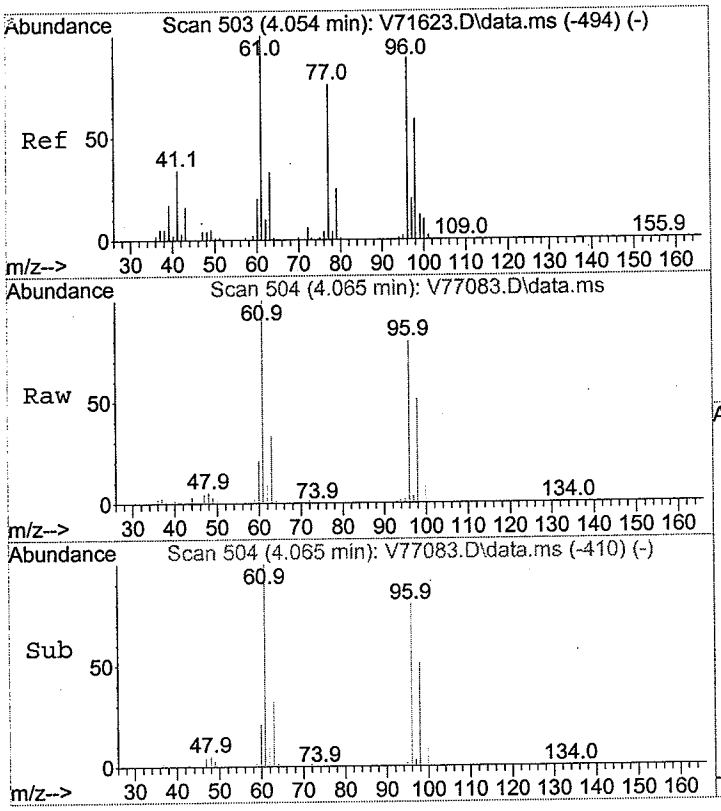

#23
cis-1,2-Dichloroethene
Concen: 11.45 ug/L
RT: 4.065 min Scan# 504
Delta R.T. 0.002 min
Lab File: V77083.D
Acq: 28 Jul 2010 2:38 pm

Tgt Ion: 96 Resp: 99932

Ion	Ratio	Lower	Upper
96	100		
61	128.3	93.6	133.6
98	64.3	46.1	86.1

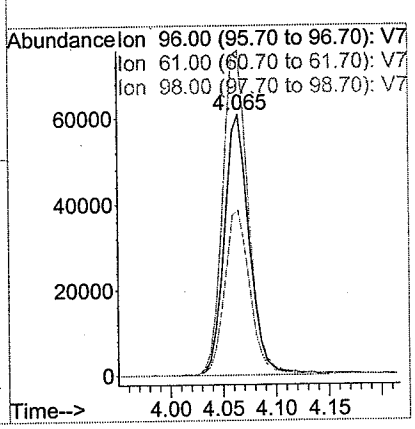

7/28 BB

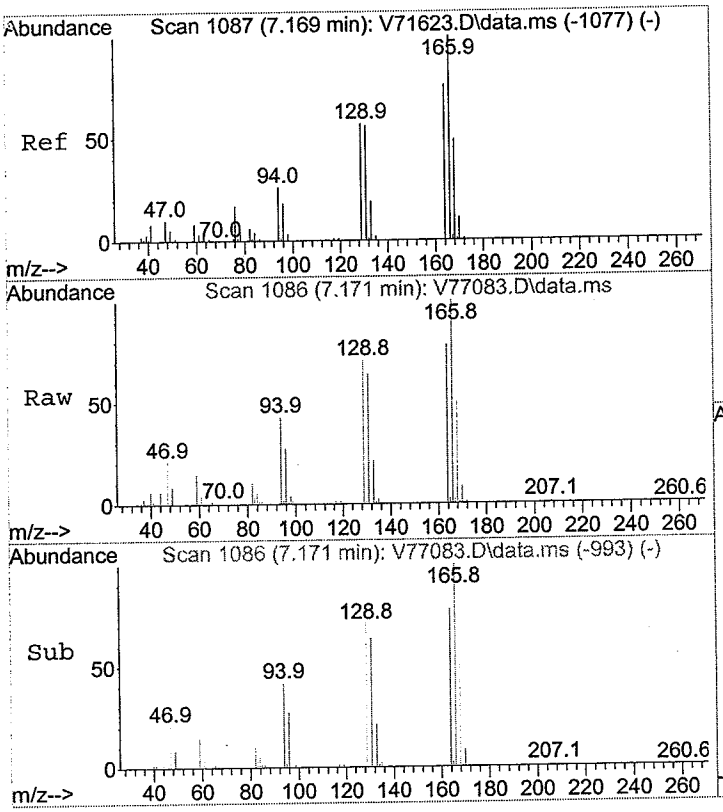

#50
Tetrachloroethene
Concen: 3.95 ug/L
RT: 7.171 min Scan# 1086
Delta R.T. -0.003 min
Lab File: V77083.D
Acq: 28 Jul 2010 2:38 pm

Tgt Ion:166 Resp: 38428

Ion	Ratio	Lower	Upper
166	100		
164	78.3	56.8	96.8
129	69.8	38.0	78.0

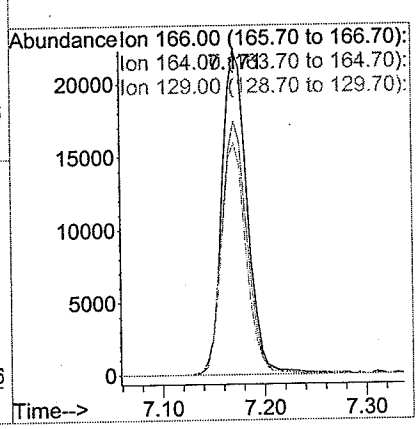

7/28 MB

PARADIGM
ENVIRONMENTAL SERVICES, INC. 179 Lake Avenue Rochester, New York 14608 (585) 647 - 2530 FAX (585) 647 - 3311

Volatile Analysis Report for Soils/Solids/Sludges

Client: Day Environmental, Inc.

Client Job Site: 2308 / 2310 Monroe Ave.
Client Job Number: 4214S-09
Field Location: TCC-D3 (10.0')
Field ID Number: N/A
Sample Type: Soil

Lab Project Number: 10-2953A
Lab Sample Number: 9852

Date Sampled: 07/19/2010
Date Received: 07/20/2010
Date Analyzed: 07/28/2010
Date Reissued: 08/13/2010

Halocarbons	Results in ug / Kg	Halocarbons	Results in ug / Kg
Bromodichloromethane	ND< 13,100	trans-1,2-Dichloroethene	ND< 13,100
Bromomethane	ND< 13,100	1,2-Dichloropropane	ND< 13,100
Bromoform	ND< 32,800	cis-1,3-Dichloropropene	ND< 13,100
Carbon Tetrachloride	ND< 32,800	trans-1,3-Dichloropropene	ND< 13,100
Chloroethane	ND< 13,100	Methylene chloride	ND< 32,800
Chloromethane	ND< 13,100	1,1,2,2-Tetrachloroethane	ND< 13,100
2-Chloroethyl vinyl Ether	ND< 65,600	Tetrachloroethene	39,900
Chloroform	ND< 13,100	1,1,1-Trichloroethane	ND< 13,100
Dibromochloromethane	ND< 13,100	1,1,2-Trichloroethane	ND< 13,100
1,1-Dichloroethane	ND< 13,100	Trichloroethene	ND< 13,100
1,2-Dichloroethane	ND< 13,100	Trichlorofluoromethane	ND< 13,100
1,1-Dichloroethene	ND< 13,100	Vinyl chloride	ND< 13,100
Chlorobenzene	ND< 13,100	1,3-Dichlorobenzene	ND< 32,800
1,2-Dichlorobenzene	ND< 32,800	1,4-Dichlorobenzene	ND< 13,100
cis-1,2-Dichloroethene	ND< 13,100		

ELAP Number 10958 Method: EPA 8260B Data File: V77090.D

Comments: ND denotes Non Detect
ug / Kg = microgram per Kilogram

Signature: _____
Bruce Hoogesteger: Technical Director

This report is part of a multipage document and should only be evaluated in its entirety. Chain of Custody provides additional information, including compliance with sample condition requirements upon receipt.

Quantitation Report (Not Reviewed)

Data File: C:\msdchem\1\DATA\072810\V77090.D
DataAcq Meth:8260RUN.M
Acq On : 28 Jul 2010 5:24 pm
Sample : SOIL M/L #9852
Misc : Soil 5uL
ALS Vial : 61 Sample Multiplier: 1

Operator: Bill Brew
Inst : Instrument #1

Quant Time: Jul 28 17:42:56 2010
Quant Method : C:\msdchem\1\METHODS\071910.M
Quant Title : 8260/624 Analysis
QLast Update : Wed Jul 28 11:45:14 2010
Response via : Initial Calibration
Integrator: RTE

1.85g → 10ml

Compound	R.T.	QIon	Response	Conc Units	Dev(Min)
Internal Standards					
1) Fluorobenzene	5.077	96	1438985	50.00 ug/L	0.00
54) Chlorobenzene-d5	8.018	117	1235944	50.00 ug/L	0.00
75) 1,4-Dichlorobenzene-d4	10.558	152	683153	50.00 ug/L	0.00
System Monitoring Compounds					
26) Pentafluorobenzene	4.501	168	34241	2.30 ug/L	0.00
Spiked Amount 50.000	Range 69 - 125		Recovery	= 4.60%#	
29) 1,2-Dichloroethane-d4	4.773	65	20491	2.35 ug/L	0.00
Spiked Amount 50.000	Range 64 - 123		Recovery	= 4.70%#	
45) Toluene-D8	6.561	98	65742	2.24 ug/L	0.00
Spiked Amount 50.000	Range 70 - 115		Recovery	= 4.48%#	
64) 4-Bromofluorobenzene	9.277	95	27994	1.99 ug/L	0.00
Spiked Amount 50.000	Range 63 - 114		Recovery	= 3.98%#	
Target Compounds					Qvalue
11) Acetone	2.649	43	42316	~~4.41 ug/L~~	100
14) Methylene chloride	3.001	84	13788	~~Below Cal~~ #<5	82
50) Tetrachloroethene	7.175	166	59925	6.08 ug/L	89

x20

7/28 MB

(#) = qualifier out of range (m) = manual integration (+) = signals summed

Data File: C:\msdchem\1\DATA\072810\V77090.D
DataAcq Meth:8260RUN.M
Acq On : 28 Jul 2010 5:24 pm
Sample : SOIL M/L #9852
Misc : Soil 5uL
ALS Vial : 61 Sample Multiplier: 1

Operator: Bill Brew
Inst : Instrument #1

Quant Time: Jul 28 17:42:56 2010
Quant Method : C:\msdchem\1\METHODS\071910.M
Quant Title : 8260/624 Analysis
QLast Update : Wed Jul 28 11:45:14 2010
Response via : Initial Calibration
Integrator: RTE

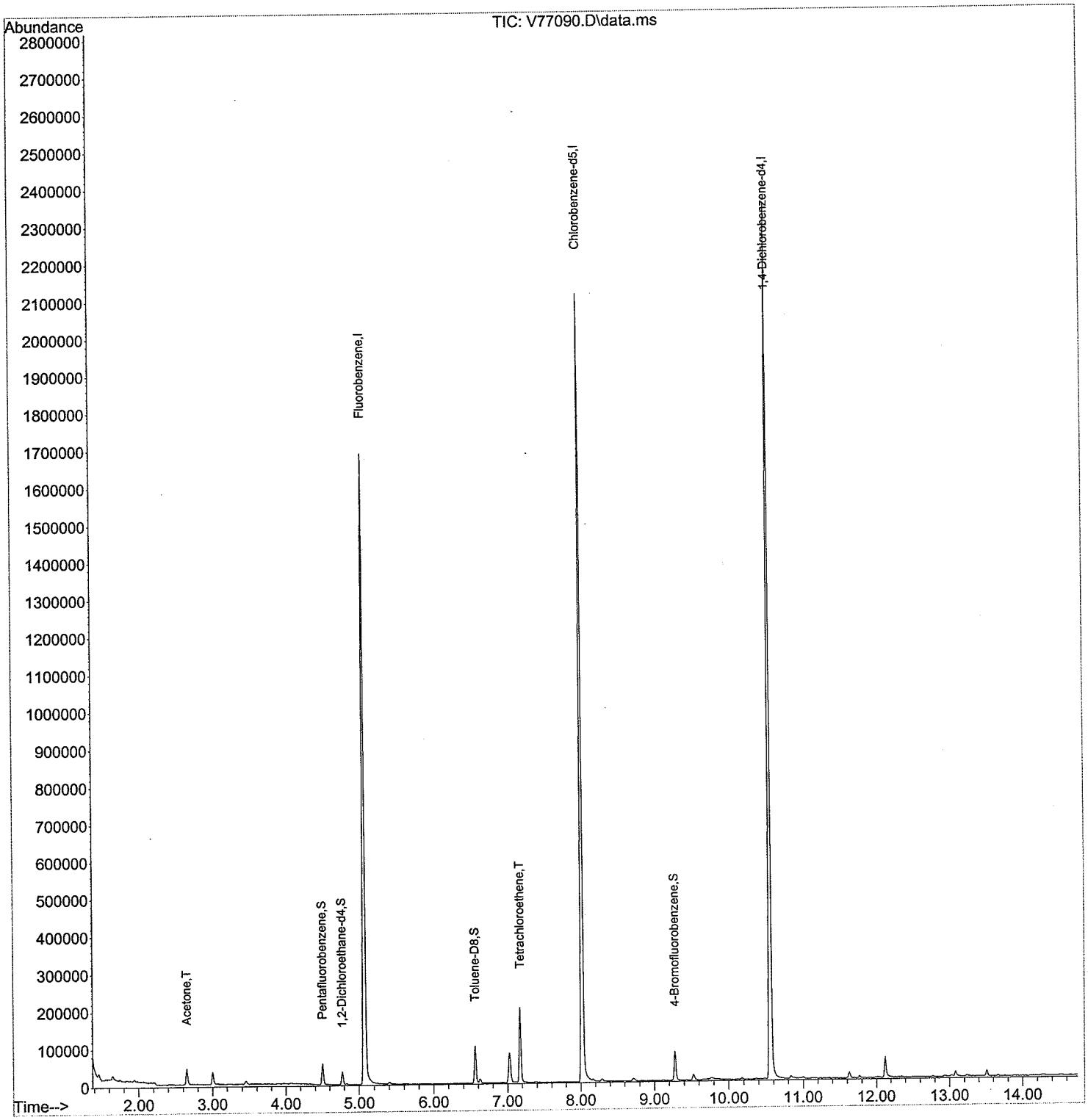

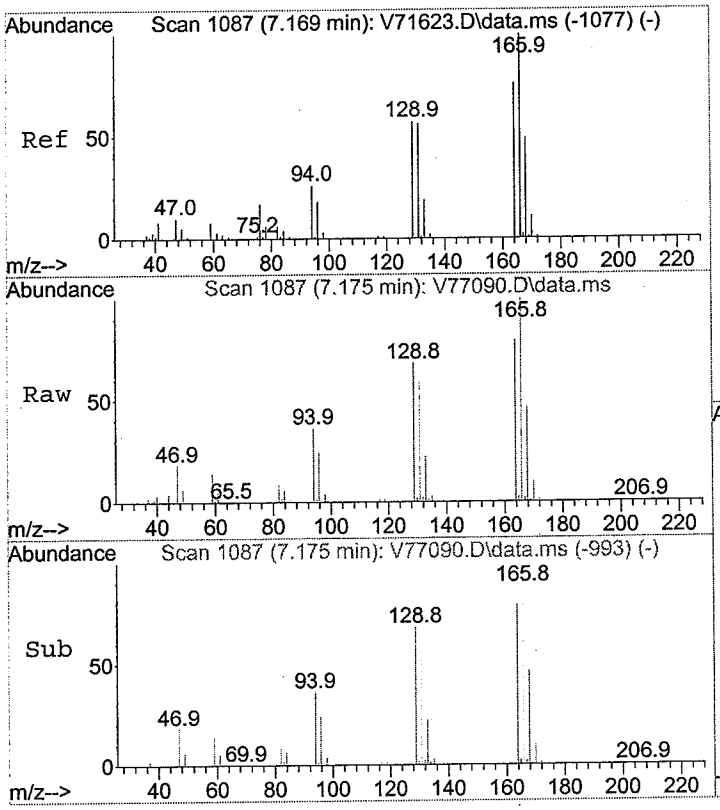

#50
Tetrachloroethene
Concen: 6.08 ug/L
RT: 7.175 min Scan# 1087
Delta R.T. 0.001 min
Lab File: V77090.D
Acq: 28 Jul 2010 5:24 pm

Tgt Ion:166 Resp: 59925

Ion	Ratio	Lower	Upper
166	100		
164	82.0	56.8	96.8
129	71.5	38.0	78.0

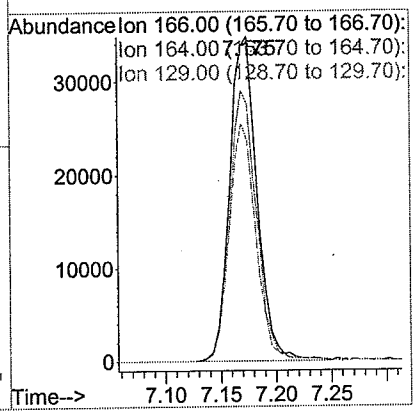

7/28 PM

PARADIGM
ENVIRONMENTAL SERVICES, INC. 179 Lake Avenue Rochester, New York 14608 (585) 647 - 2530 FAX (585) 647 - 3311

Volatile Analysis Report for Soils/Solids/Sludges

Client: Day Environmental, Inc.

Client Job Site: 2308 / 2310 Monroe Ave.
Client Job Number: 4214S-09
Field Location: TCC-D3 (17.8')
Field ID Number: N/A
Sample Type: Soil

Lab Project Number: 10-2953A
Lab Sample Number: 9853
Date Sampled: 07/19/2010
Date Received: 07/20/2010
Date Analyzed: 07/28/2010
Date Reissued: 08/13/2010

Halocarbons	Results in ug / Kg	Halocarbons	Results in ug / Kg
Bromodichloromethane	ND< 4.80	trans-1,2-Dichloroethene	ND< 4.80
Bromomethane	ND< 4.80	1,2-Dichloropropane	ND< 4.80
Bromoform	ND< 12.0	cis-1,3-Dichloropropene	ND< 4.80
Carbon Tetrachloride	ND< 12.0	trans-1,3-Dichloropropene	ND< 4.80
Chloroethane	ND< 4.80	Methylene chloride	ND< 12.0
Chloromethane	ND< 4.80	1,1,2,2-Tetrachloroethane	ND< 4.80
2-Chloroethyl vinyl Ether	ND< 24.0	Tetrachloroethene	7.90
Chloroform	ND< 4.80	1,1,1-Trichloroethane	ND< 4.80
Dibromochloromethane	ND< 4.80	1,1,2-Trichloroethane	ND< 4.80
1,1-Dichloroethane	ND< 4.80	Trichloroethene	ND< 4.80
1,2-Dichloroethane	ND< 4.80	Trichlorofluoromethane	ND< 4.80
1,1-Dichloroethene	ND< 4.80	Vinyl chloride	ND< 4.80
Chlorobenzene	ND< 4.80	1,3-Dichlorobenzene	ND< 12.0
1,2-Dichlorobenzene	ND< 12.0	1,4-Dichlorobenzene	ND< 4.80
cis-1,2-Dichloroethene	ND< 4.80		

ELAP Number 10958 Method: EPA 8260B Data File: V77084.D

Comments: ND denotes Non Detect
ug / Kg = microgram per Kilogram
Matrix Spike outliers indicate probable matrix interference

Signature: _____
Bruce Hoogesteger: Technical Director

This report is part of a multipage document and should only be evaluated in its entirety. Chain of Custody provides additional information, including compliance with sample condition requirements upon receipt.

Quantitation Report (Not Reviewed)

MS outlier -

Data File: C:\msdchem\1\DATA\072810\V77084.D
DataAcq Meth:8260RUN.M
Acq On : 28 Jul 2010 3:02 pm
Sample : SOIL #9853
Misc : Soil 2.50g
ALS Vial : 55 Sample Multiplier: 1

Operator: Bill Brew
Inst : Instrument #1

Quant Time: Jul 28 15:19:00 2010
Quant Method : C:\msdchem\1\METHODS\071910.M
Quant Title : 8260/624 Analysis
QLast Update : Wed Jul 28 11:45:14 2010
Response via : Initial Calibration
Integrator: RTE

Compound	R.T.	QIon	Response	Conc	Units	Dev(Min)
Internal Standards						
1) Fluorobenzene	5.072	96	1466997	50.00	ug/L	0.00
54) Chlorobenzene-d5	8.018	117	1173754	50.00	ug/L	0.00
75) 1,4-Dichlorobenzene-d4	10.558	152	602231	50.00	ug/L	0.00
System Monitoring Compounds						
26) Pentafluorobenzene	4.501	168	723835	47.74	ug/L	0.00
Spiked Amount 50.000	Range 69 - 125		Recovery	=	95.48%	
29) 1,2-Dichloroethane-d4	4.773	65	387066	43.62	ug/L	0.00
Spiked Amount 50.000	Range 64 - 123		Recovery	=	87.24%	
45) Toluene-D8	6.561	98	1457178	48.67	ug/L	0.00
Spiked Amount 50.000	Range 70 - 115		Recovery	=	97.34%	
64) 4-Bromofluorobenzene	9.277	95	599691	44.96	ug/L	0.00
Spiked Amount 50.000	Range 63 - 114		Recovery	=	89.92%	
Target Compounds						Qvalue
11) Acetone	2.643	43	105984	28.79	ug/L	99
12) Carbon disulfide	2.804	76	26930	1.39	ug/L	99
13) Methyl acetate	3.017	43	22513	4.92	ug/L #	51
14) Methylene chloride	3.001	84	16693	Below Cal	#	87
22) 2-Butanone	4.074	72	815	0.85	ug/L #	53
34) Methylcyclohexane	5.589	83	26467	1.75	ug/L	83
46) Toluene	6.625	91	47260	1.27	ug/L	98
50) Tetrachloroethene	7.169	166	33105	3.30	ug/L	93
52) Dibromochloromethane	7.169	129	22717	3.15	ug/L #	20
58) m,p-Xylene	8.290	106	24057	1.48	ug/L #	79
72) 1,2,4-Trimethylbenzene	10.179	105	23990	0.67	ug/L	91
86) Cyclohexane	4.554	56	15852	1.26	ug/L #	65

7/28 MS

(#) = qualifier out of range (m) = manual integration (+) = signals summed

Data File: C:\msdchem\1\DATA\072810\V77084.D
DataAcq Meth:8260RUN.M
Acq On : 28 Jul 2010 3:02 pm
Sample : SOIL #9853
Misc : Soil 2.50g
ALS Vial : 55 Sample Multiplier: 1

Operator: Bill Brew
Inst : Instrument #1

Quant Time: Jul 28 15:19:00 2010
Quant Method : C:\msdchem\1\METHODS\071910.M
Quant Title : 8260/624 Analysis
QLast Update : Wed Jul 28 11:45:14 2010
Response via : Initial Calibration
Integrator: RTE

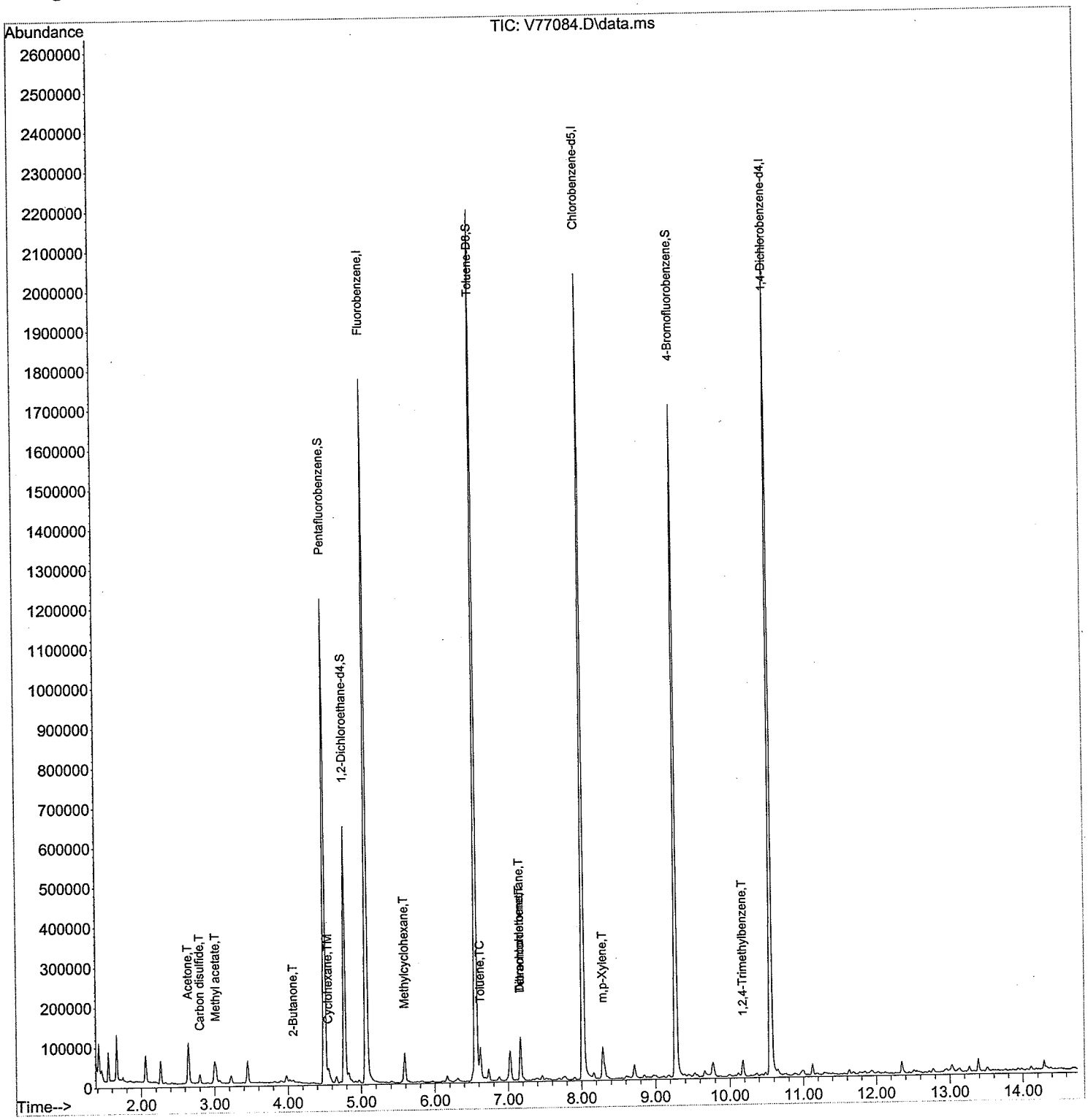

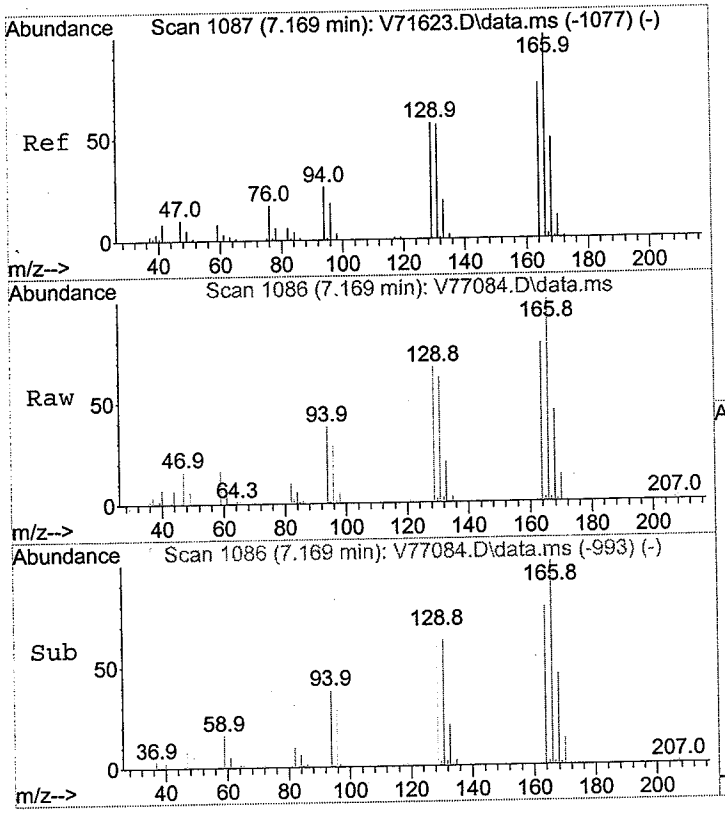

#50
Tetrachloroethene
Concen: 3.30 ug/L
RT: 7.169 min Scan# 1086
Delta R.T. -0.005 min
Lab File: V77084.D
Acq: 28 Jul 2010 3:02 pm

Tgt Ion:166 Resp: 33105

Ion	Ratio	Lower	Upper
166	100		
164	78.0	56.8	96.8
129	68.6	38.0	78.0

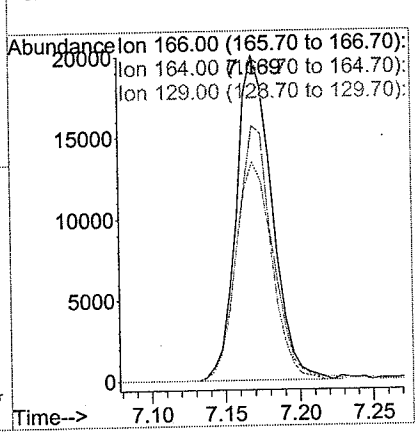

7/28 MB

PARADIGM
ENVIRONMENTAL SERVICES, INC. 179 Lake Avenue Rochester, New York 14608 (585) 647 - 2530 FAX (585) 647 - 3311

Volatile Analysis Report for Soils/Solids/Sludges

Client: Day Environmental, Inc.

Client Job Site: 2308 / 2310 Monroe Ave.
Client Job Number: 4214S-09
Field Location: TCC-D4 (12.0')
Field ID Number: N/A
Sample Type: Soil

Lab Project Number: 10-2953A
Lab Sample Number: 9854

Date Sampled: 07/19/2010
Date Received: 07/20/2010
Date Analyzed: 07/27/2010
Date Reissued: 08/13/2010

Halocarbons	Results in ug / Kg	Halocarbons	Results in ug / Kg
Bromodichloromethane	ND< 4.87	trans-1,2-Dichloroethene	J 3.47
Bromomethane	ND< 4.87	1,2-Dichloropropane	ND< 4.87
Bromoform	ND< 12.2	cis-1,3-Dichloropropene	ND< 4.87
Carbon Tetrachloride	ND< 12.2	trans-1,3-Dichloropropene	ND< 4.87
Chloroethane	ND< 4.87	Methylene chloride	ND< 12.2
Chloromethane	ND< 4.87	1,1,2,2-Tetrachloroethane	ND< 4.87
2-Chloroethyl vinyl Ether	ND< 24.3	Tetrachloroethene	561
Chloroform	ND< 4.87	1,1,1-Trichloroethane	ND< 4.87
Dibromochloromethane	ND< 4.87	1,1,2-Trichloroethane	ND< 4.87
1,1-Dichloroethane	ND< 4.87	Trichloroethene	287
1,2-Dichloroethane	ND< 4.87	Trichlorofluoromethane	ND< 4.87
1,1-Dichloroethene	J 4.02	Vinyl chloride	22.4
Chlorobenzene	ND< 4.87	1,3-Dichlorobenzene	ND< 12.2
1,2-Dichlorobenzene	ND< 12.2	1,4-Dichlorobenzene	ND< 4.87
cis-1,2-Dichloroethene	197		

ELAP Number 10958 Method: EPA 8260B Data File: V77015.D

Comments: ND denotes Non Detect
ug / Kg = microgram per Kilogram

Signature: _____
Bruce Hoogesteger: Technical Director

This report is part of a multipage document and should only be evaluated in its entirety. Chain of Custody provides additional information, including compliance with sample condition requirements upon receipt.

2953A Day

Quantitation Report (QT Reviewed)

Data File: C:\msdchem\1\DATA\072610\V77015.D
DataAcq Meth:8260RUN.M
Acq On : 27 Jul 2010 6:06 am
Sample : SOIL #9854
Misc : Soil 2.64g
ALS Vial : 43 Sample Multiplier: 1

Operator: Bill Brew
Inst : Instrument #1

Quant Time: Jul 27 12:36:28 2010
Quant Method : C:\msdchem\1\METHODS\071910.M
Quant Title : 8260/624 Analysis
QLast Update : Mon Jul 19 17:58:22 2010
Response via : Initial Calibration
Integrator: RTE

Compound	R.T.	QIon	Response	Conc	Units	Dev(Min)
Internal Standards						
1) Fluorobenzene	5.078	96	1553330	50.00	ug/L	0.00
54) Chlorobenzene-d5	8.018	117	1250643	50.00	ug/L	0.00
75) 1,4-Dichlorobenzene-d4	10.559	152	662923	50.00	ug/L	0.00
System Monitoring Compounds						
26) Pentafluorobenzene	4.507	168	765653	47.69	ug/L	0.00
Spiked Amount 50.000	Range 69 - 125		Recovery = 95.38%			
29) 1,2-Dichloroethane-d4	4.773	65	389427	41.45	ug/L	0.00
Spiked Amount 50.000	Range 64 - 123		Recovery = 82.90%			
45) Toluene-D8	6.561	98	1496726	47.21	ug/L	0.00
Spiked Amount 50.000	Range 70 - 115		Recovery = 94.42%			
64) 4-Bromofluorobenzene	9.278	95	633003	44.54	ug/L	0.00
Spiked Amount 50.000	Range 63 - 114		Recovery = 89.08%			
Target Compounds						Qvalue
4) Vinyl chloride	1.673	62	98761	9.20	ug/L	98
J 10) 1,1-Dichloroethene	2.617	61	16388	1.65	ug/L	89
J 11) Acetone NT	2.649	43	58041m	9.03	ug/L	
J 12) Carbon disulfide NT	2.810	76	30414	1.48	ug/L	98
13) Methyl acetate	2.916	43	2456	0.51	ug/L #2	65
14) Methylene chloride	3.007	84	7139	Below Cal	#5	83
J 18) trans-1,2-Dichloroethene	3.231	61	14308	1.42	ug/L	84
22) 2-Butanone	4.069	72	5806	5.73	ug/L #15	1
23) cis-1,2-Dichloroethene	4.069	96	770419	80.74	ug/L	93
33) Trichloroethene	5.409	130	1037481	118.07	ug/L #	83
48) 1,1,2-Trichloroethane	7.170	97	16500	2.12	ug/L #12	1
50) Tetrachloroethene	7.175	166	2451820m	230.49	ug/L	
86) Cyclohexane	4.501	56	12740	0.92	ug/L #10	21

7/27 BB

(#) = qualifier out of range (m) = manual integration (+) = signals summed

Data File: C:\msdchem\1\DATA\072610\V77015.D
DataAcq Meth:8260RUN.M
Acq On : 27 Jul 2010 6:06 am
Sample : SOIL #9854
Misc : Soil 2.64g
ALS Vial : 43 Sample Multiplier: 1

Operator: Bill Brew
Inst : Instrument #1

Quant Time: Jul 27 12:36:28 2010
Quant Method : C:\msdchem\1\METHODS\071910.M
Quant Title : 8260/624 Analysis
QLast Update : Mon Jul 19 17:58:22 2010
Response via : Initial Calibration
Integrator: RTE

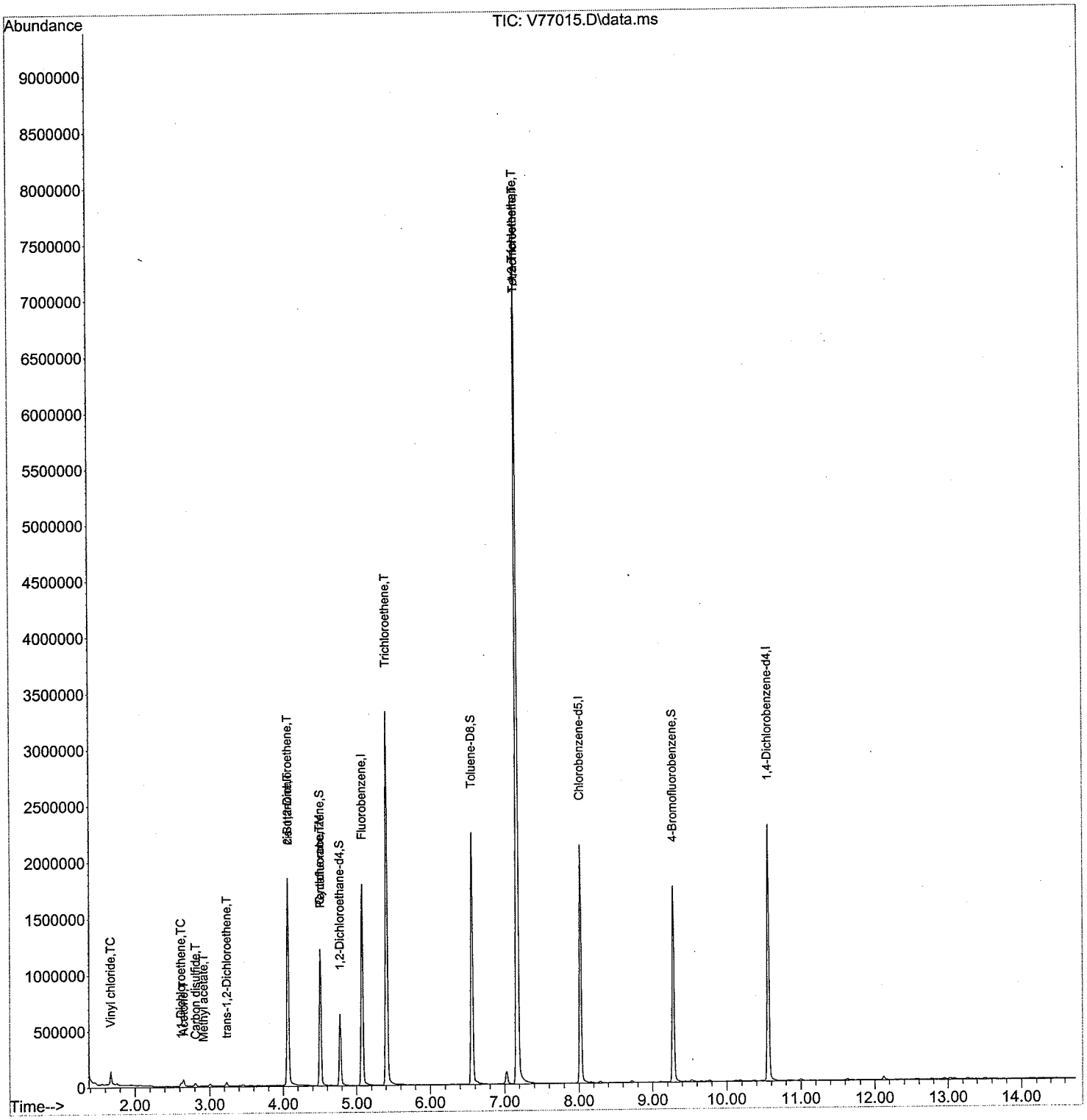

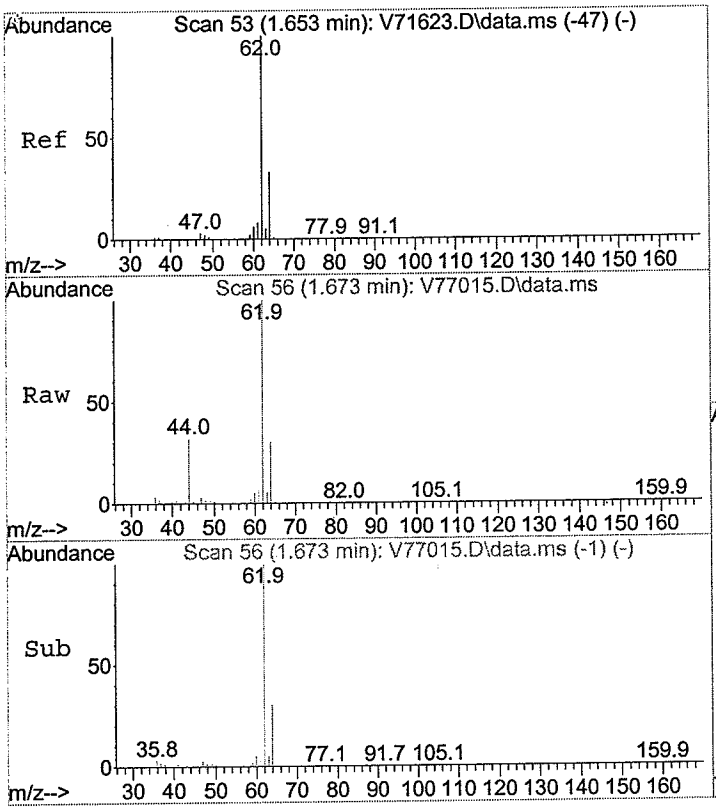

#4
Vinyl chloride
Concen: 9.20 ug/L
RT: 1.673 min Scan# 56
Delta R.T. 0.007 min
Lab File: V77015.D
Acq: 27 Jul 2010 6:06 am

Tgt Ion: 62 Resp: 98761

Ion	Ratio	Lower	Upper
62	100		
64	32.1	12.9	52.9
61	7.6	0.0	28.4

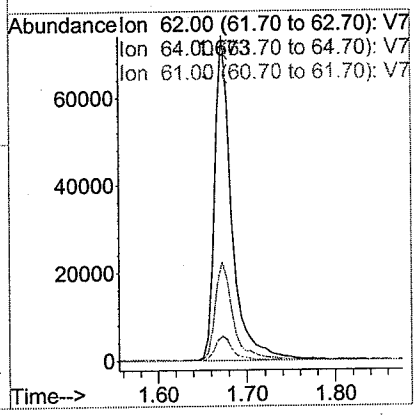

7/28 MB
Halos

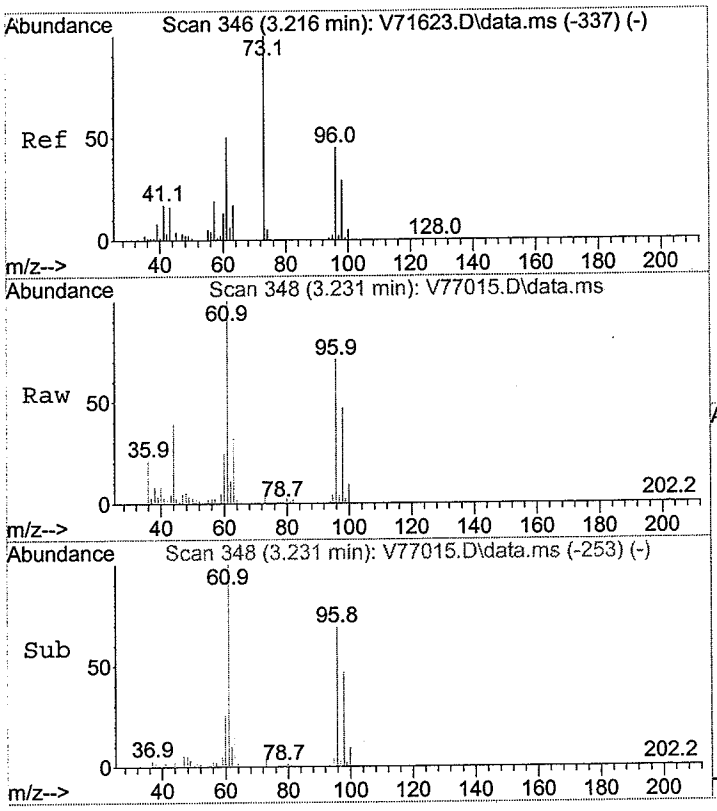

#18
trans-1,2-Dichloroethene
Concen: 1.42 ug/L
RT: 3.231 min Scan# 348
Delta R.T. 0.007 min
Lab File: V77015.D
Acq: 27 Jul 2010 6:06 am

Tgt Ion: 61 Resp: 14308

Ion	Ratio	Lower	Upper
61	100		
96	74.8	69.4	109.4
98	46.6	38.5	78.5

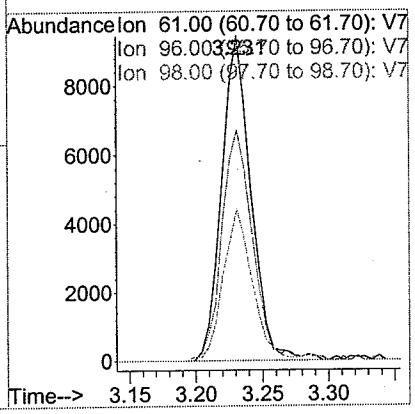

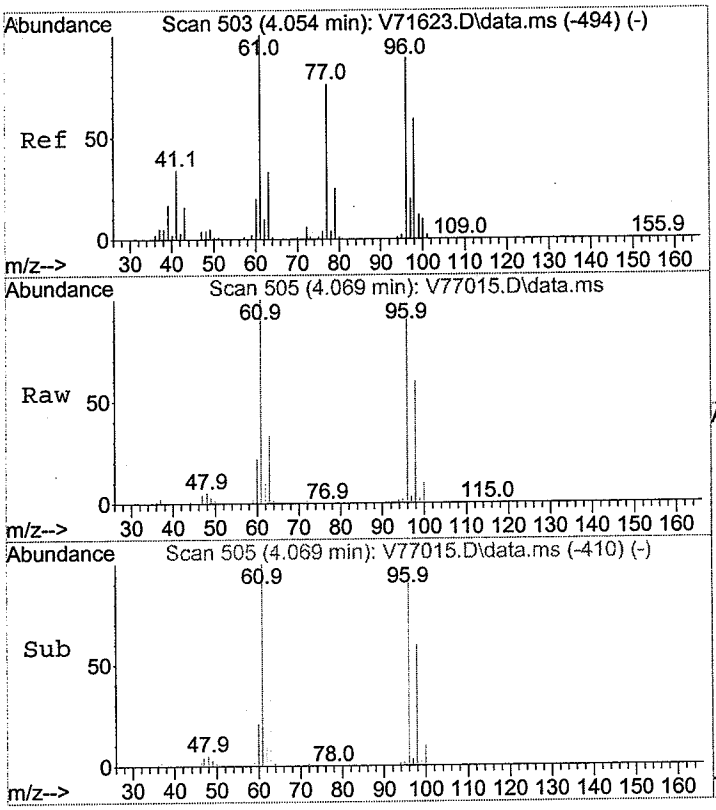

#23
cis-1,2-Dichloroethene
Concen: 80.74 ug/L
RT: 4.069 min Scan# 505
Delta R.T. 0.007 min
Lab File: V77015.D
Acq: 27 Jul 2010 6:06 am

Tgt Ion: 96 Resp: 770419

Ion	Ratio	Lower	Upper
96	100		
61	124.4	93.6	133.6
98	65.6	46.1	86.1

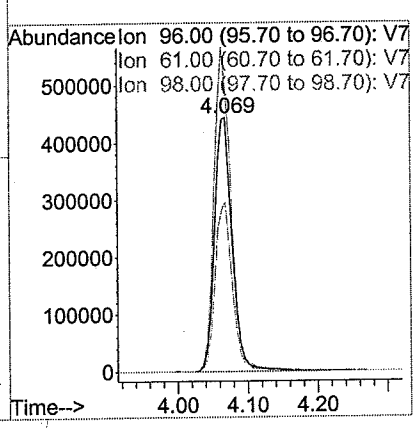

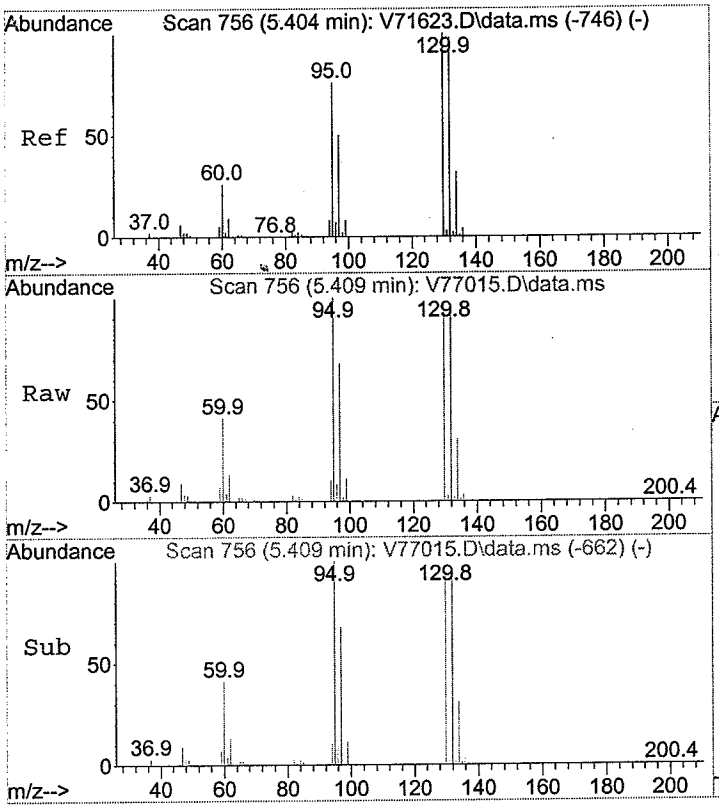

#33
Trichloroethene
Concen: 118.07 ug/L
RT: 5.409 min Scan# 756
Delta R.T. 0.001 min
Lab File: V77015.D
Acq: 27 Jul 2010 6:06 am

Tgt Ion:130 Resp: 1037481

Ion	Ratio	Lower	Upper
130	100		
95	105.5	58.9	98.9#
97	69.9	31.3	71.3
132	97.8	77.3	117.3

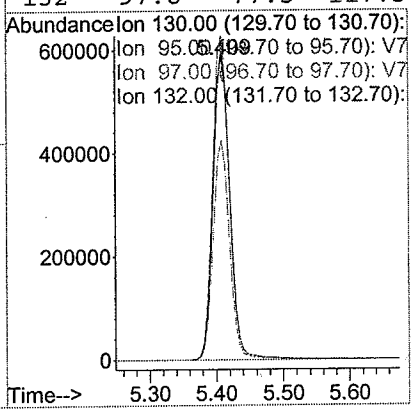

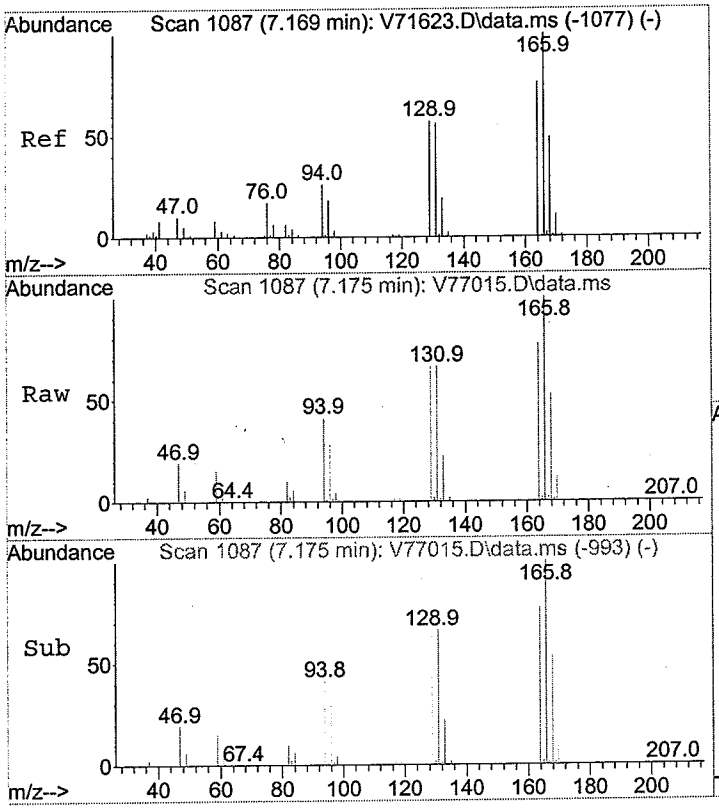

#50
Tetrachloroethene
Concen: 230.49 ug/L m
RT: 7.175 min Scan# 1087
Delta R.T. 0.001 min
Lab File: V77015.D
Acq: 27 Jul 2010 6:06 am

Tgt Ion:166 Resp: 2451820

Ion	Ratio	Lower	Upper
166	100		
164	79.8	56.8	96.8
129	68.8	38.0	78.0

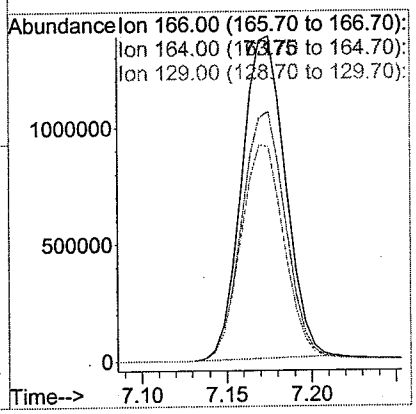

PARADIGM
ENVIRONMENTAL SERVICES, INC. 179 Lake Avenue Rochester, New York 14608 (585) 647 - 2530 FAX (585) 647 - 3311

Volatile Analysis Report for Soils/Solids/Sludges

Client: Day Environmental, Inc.

Client Job Site: 2308 / 2310 Monroe Ave.
Client Job Number: 4214S-09
Field Location: TCC-D5 (14.9')
Field ID Number: N/A
Sample Type: Soil

Lab Project Number: 10-2953A
Lab Sample Number: 9855
Date Sampled: 07/19/2010
Date Received: 07/20/2010
Date Analyzed: 07/27/2010
Date Reissued: 08/13/2010

Halocarbons	Results in ug / Kg	Halocarbons	Results in ug / Kg
Bromodichloromethane	ND< 4.87	trans-1,2-Dichloroethene	ND< 4.87
Bromomethane	ND< 4.87	1,2-Dichloropropane	ND< 4.87
Bromoform	ND< 12.2	cis-1,3-Dichloropropene	ND< 4.87
Carbon Tetrachloride	ND< 12.2	trans-1,3-Dichloropropene	ND< 4.87
Chloroethane	ND< 4.87	Methylene chloride	ND< 12.2
Chloromethane	ND< 4.87	1,1,2,2-Tetrachloroethane	ND< 4.87
2-Chloroethyl vinyl Ether	ND< 24.3	Tetrachloroethene	444
Chloroform	ND< 4.87	1,1,1-Trichloroethane	ND< 4.87
Dibromochloromethane	ND< 4.87	1,1,2-Trichloroethane	ND< 4.87
1,1-Dichloroethane	ND< 4.87	Trichloroethene	182
1,2-Dichloroethane	ND< 4.87	Trichlorofluoromethane	ND< 4.87
1,1-Dichloroethene	ND< 4.87	Vinyl chloride	10.9
Chlorobenzene	ND< 4.87	1,3-Dichlorobenzene	ND< 12.2
1,2-Dichlorobenzene	ND< 12.2	1,4-Dichlorobenzene	ND< 4.87
cis-1,2-Dichloroethene	88.0		

ELAP Number 10958 Method: EPA 8260B Data File: V77016.D

Comments: ND denotes Non Detect
ug / Kg = microgram per Kilogram

Signature: _____
Bruce Hoogesteger: Technical Director

This report is part of a multipage document and should only be evaluated in its entirety. Chain of Custody provides additional information, including compliance with sample condition requirements upon receipt.

Quantitation Report (Not Reviewed)

Data File: C:\msdchem\1\DATA\072610\V77016.D
DataAcq Meth:8260RUN.M
Acq On : 27 Jul 2010 6:30 am
Sample : SOIL #9855
Misc : Soil 2.54g
ALS Vial : 44 Sample Multiplier: 1

Operator: Bill Brew
Inst : Instrument #1

Quant Time: Jul 27 07:28:47 2010
Quant Method : C:\msdchem\1\METHODS\071910.M
Quant Title : 8260/624 Analysis
QLast Update : Mon Jul 19 17:58:22 2010
Response via : Initial Calibration
Integrator: RTE

Compound	R.T.	QIon	Response	Conc Units	Dev(Min)
Internal Standards					
1) Fluorobenzene	5.077	96	1556575	50.00 ug/L	0.00
54) Chlorobenzene-d5	8.018	117	1259713	50.00 ug/L	0.00
75) 1,4-Dichlorobenzene-d4	10.558	152	689778	50.00 ug/L	0.00
System Monitoring Compounds					
26) Pentafluorobenzene	4.506	168	771649	47.96 ug/L	0.00
Spiked Amount 50.000	Range 69 - 125		Recovery	= 95.92%	
29) 1,2-Dichloroethane-d4	4.778	65	383629	40.75 ug/L	0.00
Spiked Amount 50.000	Range 64 - 123		Recovery	= 81.50%	
45) Toluene-D8	6.561	98	1515778	47.71 ug/L	0.00
Spiked Amount 50.000	Range 70 - 115		Recovery	= 95.42%	
64) 4-Bromofluorobenzene	9.277	95	644901	45.05 ug/L	0.00
Spiked Amount 50.000	Range 63 - 114		Recovery	= 90.10%	
Target Compounds					Qvalue
4) Vinyl chloride	1.672	62	48247	4.48 ug/L	98
10) 1,1-Dichloroethene	2.622	61	6080	0.61 ug/L <2	86
11) Acetone	2.649	43	139151	38.24 ug/L	100
12) Carbon disulfide NT	2.804	76	38833	1.88 ug/L	100
13) Methyl acetate	2.649	43	139151	28.65 ug/L #	52
14) Methylene chloride	3.007	84	8677	Below Cal #5	84
18) trans-1,2-Dichloroethene	3.231	61	5906	0.59 ug/L <2	83
22) 2-Butanone	4.063	72	2995	2.95 ug/L #<10	1
23) cis-1,2-Dichloroethene	4.069	96	345618	36.15 ug/L	91
33) Trichloroethene	5.408	130	656614	74.57 ug/L #	84
48) 1,1,2-Trichloroethane	7.169	97	12105	1.55 ug/L #	1
50) Tetrachloroethene	7.175	166	1944980	182.46 ug/L	96

7/27 MS

(#) = qualifier out of range (m) = manual integration (+) = signals summed

Data File: C:\msdchem\1\DATA\072610\V77016.D
DataAcq Meth:8260RUN.M
Acq On : 27 Jul 2010 6:30 am
Sample : SOIL #9855
Misc : Soil 2.54g
ALS Vial : 44 Sample Multiplier: 1

Operator: Bill Brew
Inst : Instrument #1

Quant Time: Jul 27 07:28:47 2010
Quant Method : C:\msdchem\1\METHODS\071910.M
Quant Title : 8260/624 Analysis
QLast Update : Mon Jul 19 17:58:22 2010
Response via : Initial Calibration
Integrator: RTE

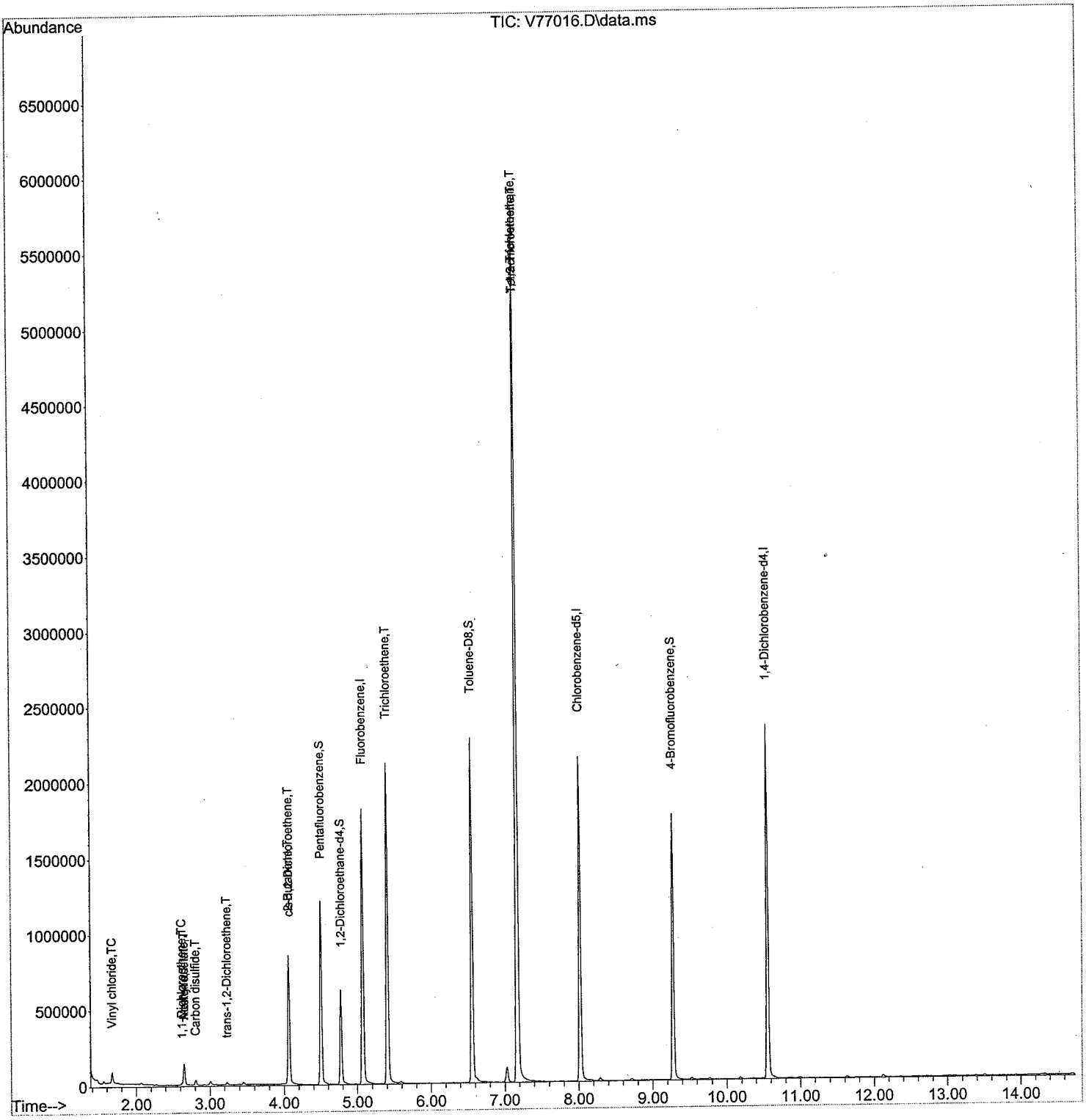

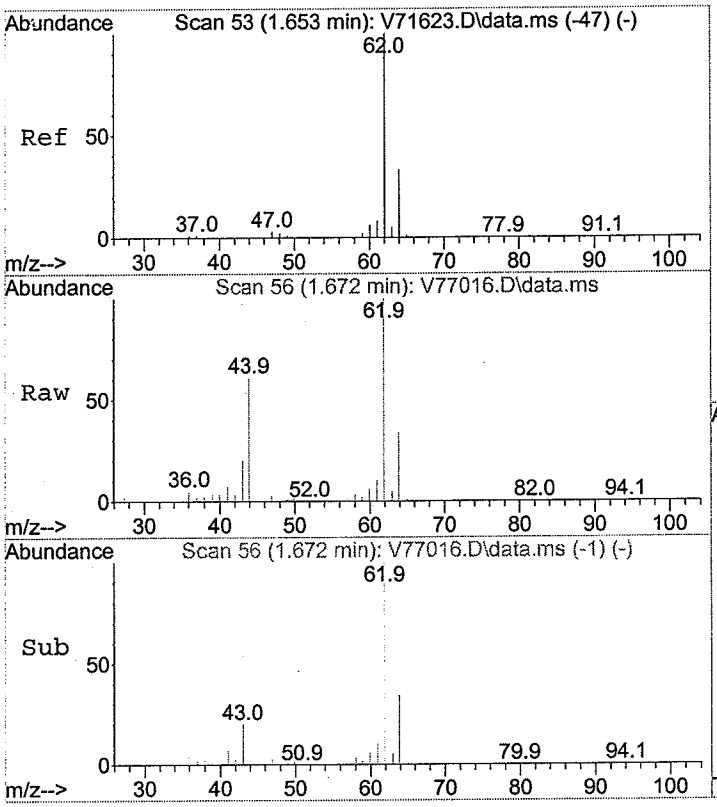

#4
Vinyl chloride
Concen: 4.48 ug/L
RT: 1.672 min Scan# 56
Delta R.T. 0.006 min
Lab File: V77016.D
Acq: 27 Jul 2010 6:30 am

Tgt Ion: 62 Resp: 48247

Ion	Ratio	Lower	Upper
62	100		
64	34.2	12.9	52.9
61	8.9	0.0	28.4

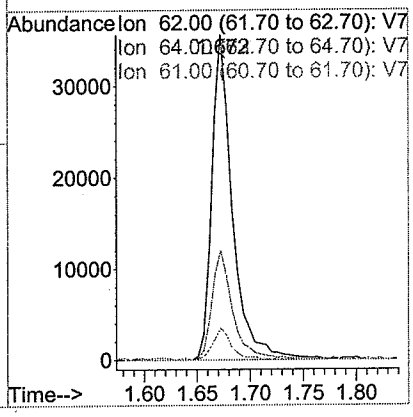

7/28 BB
Halos

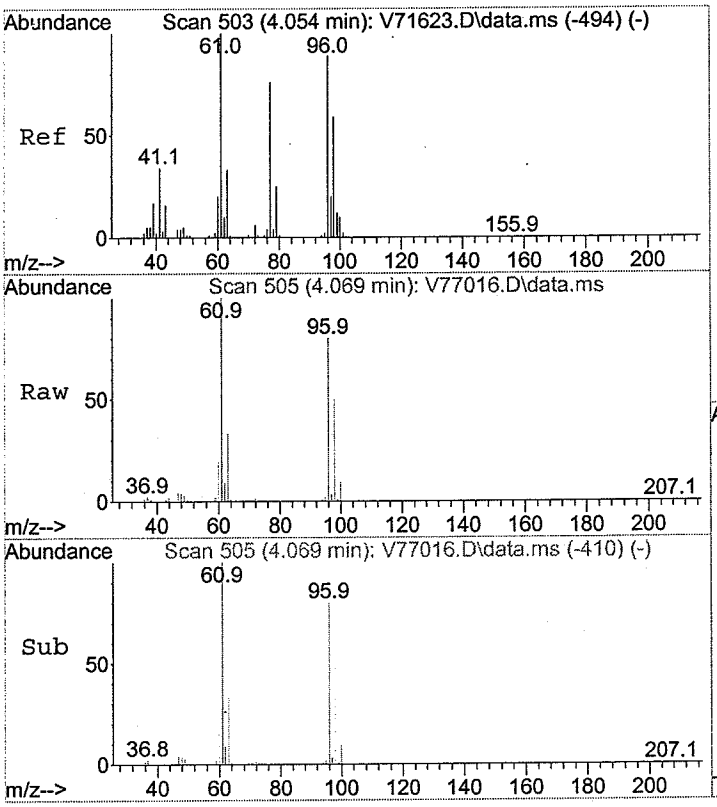

#23
cis-1,2-Dichloroethene
Concen: 36.15 ug/L
RT: 4.069 min Scan# 505
Delta R.T. 0.006 min
Lab File: V77016.D
Acq: 27 Jul 2010 6:30 am

Tgt Ion: 96 Resp: 345618

Ion	Ratio	Lower	Upper
96	100		
61	127.5	93.6	133.6
98	65.0	46.1	86.1

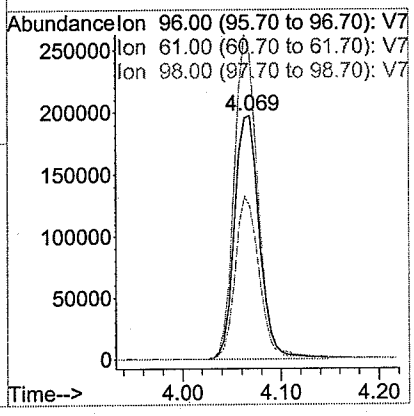

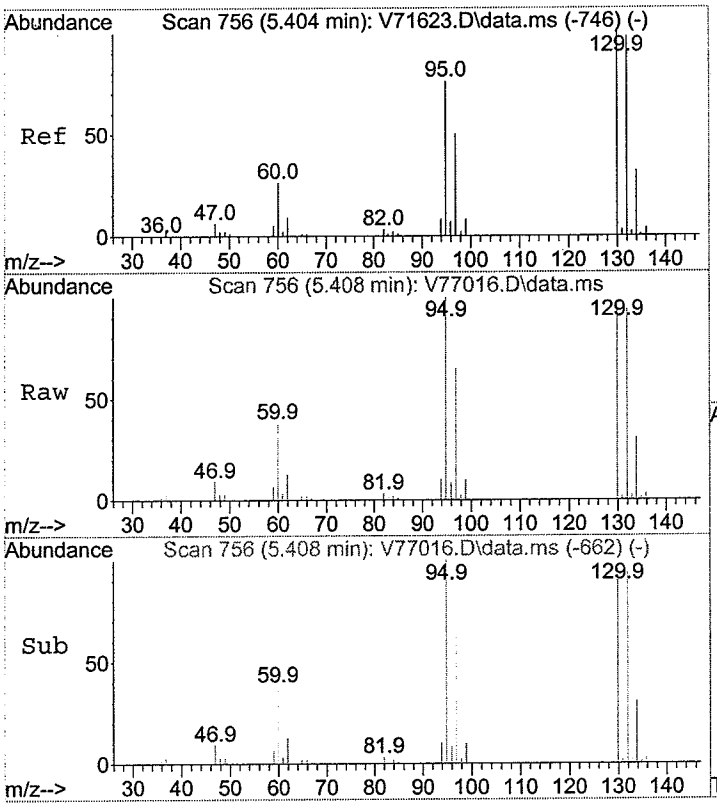

#33
Trichloroethene
Concen: 74.57 ug/L
RT: 5.408 min Scan# 756
Delta R.T. 0.001 min
Lab File: V77016.D
Acq: 27 Jul 2010 6:30 am

Tgt Ion:130 Resp: 656614

Ion	Ratio	Lower	Upper
130	100		
95	104.3	58.9	98.9#
97	68.5	31.3	71.3
132	98.0	77.3	117.3

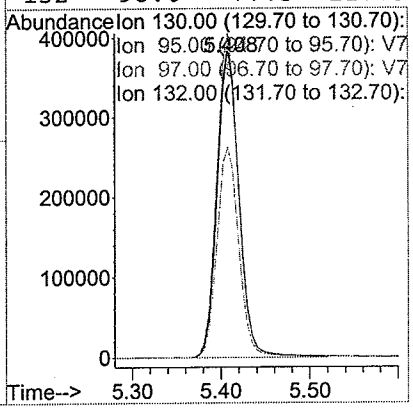

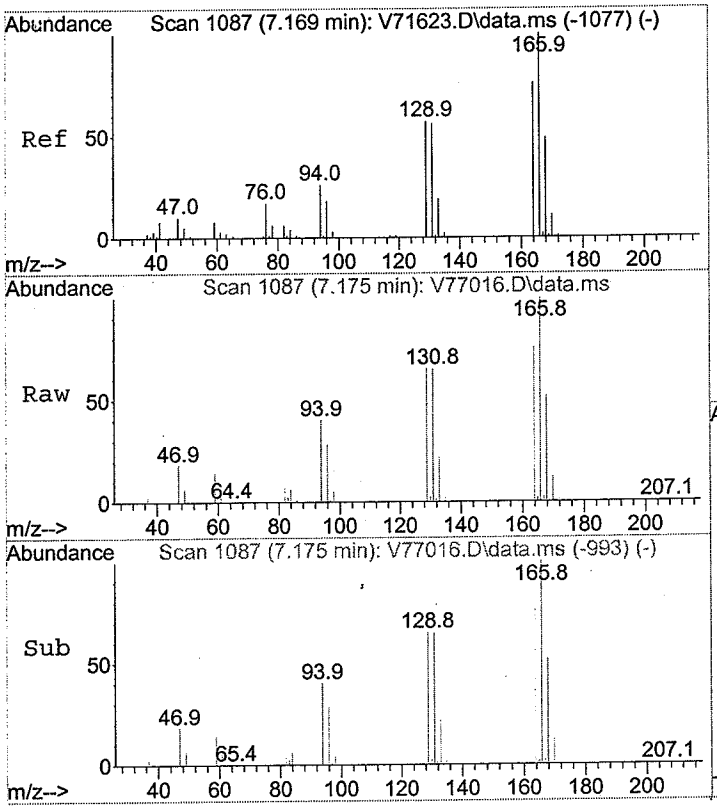

#50
Tetrachloroethene
Concen: 182.46 ug/L
RT: 7.175 min Scan# 1087
Delta R.T. 0.001 min
Lab File: V77016.D
Acq: 27 Jul 2010 6:30 am

Tgt Ion:166 Resp: 1944980

Ion	Ratio	Lower	Upper
166	100		
164	77.0	56.8	96.8
129	65.2	38.0	78.0

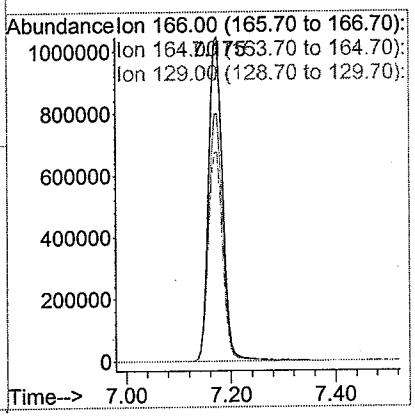

PARADIGM
ENVIRONMENTAL SERVICES, INC. 179 Lake Avenue Rochester, New York 14608 (585) 647 - 2530 FAX (585) 647 - 3311

Volatile Analysis Report for Soils/Solids/Sludges

Client: Day Environmental, Inc.

Client Job Site: 2308 / 2310 Monroe Ave.
Client Job Number: 4214S-09
Field Location: TCC-D6A (9.5')
Field ID Number: N/A
Sample Type: Soil

Lab Project Number: 10-2953A
Lab Sample Number: 9856
Date Sampled: 07/19/2010
Date Received: 07/20/2010
Date Analyzed: 07/28/2010
Date Reissued: 08/13/2010

Halocarbons	Results in ug / Kg	Halocarbons	Results in ug / Kg
Bromodichloromethane	ND< 14,800	trans-1,2-Dichloroethene	ND< 14,800
Bromomethane	ND< 14,800	1,2-Dichloropropane	ND< 14,800
Bromoform	ND< 37,000	cis-1,3-Dichloropropene	ND< 14,800
Carbon Tetrachloride	ND< 37,000	trans-1,3-Dichloropropene	ND< 14,800
Chloroethane	ND< 14,800	Methylene chloride	ND< 37,000
Chloromethane	ND< 14,800	1,1,2,2-Tetrachloroethane	ND< 14,800
2-Chloroethyl vinyl Ether	ND< 74,000	Tetrachloroethene	52,500
Chloroform	ND< 14,800	1,1,1-Trichloroethane	ND< 14,800
Dibromochloromethane	ND< 14,800	1,1,2-Trichloroethane	ND< 14,800
1,1-Dichloroethane	ND< 14,800	Trichloroethene	ND< 14,800
1,2-Dichloroethane	ND< 14,800	Trichlorofluoromethane	ND< 14,800
1,1-Dichloroethene	ND< 14,800	Vinyl chloride	ND< 14,800
Chlorobenzene	ND< 14,800	1,3-Dichlorobenzene	ND< 37,000
1,2-Dichlorobenzene	ND< 37,000	1,4-Dichlorobenzene	ND< 14,800
cis-1,2-Dichloroethene	ND< 14,800		

ELAP Number 10958 Method: EPA 8260B Data File: V77091.D

Comments: ND denotes Non Detect
ug / Kg = microgram per Kilogram

Signature: _____
Bruce Hoogesteger: Technical Director

This report is part of a multipage document and should only be evaluated in its entirety. Chain of Custody provides additional information, including compliance with sample condition requirements upon receipt.

Quantitation Report (Not Reviewed)

Data File: C:\msdchem\1\DATA\072810\V77091.D
DataAcq Meth:8260RUN.M
Acq On : 28 Jul 2010 5:47 pm
Sample : SOIL M/E #9856
Misc : Soil 5uL
ALS Vial : 62 Sample Multiplier: 1

Operator: Bill Brew
Inst : Instrument #1

Quant Time: Jul 28 18:02:24 2010
Quant Method : C:\msdchem\1\METHODS\071910.M
Quant Title : 8260/624 Analysis
QLast Update : Wed Jul 28 11:45:14 2010
Response via : Initial Calibration
Integrator: RTE

1.74g → 10 ml

Compound	R.T.	QIon	Response	Conc Units	Dev(Min)
Internal Standards					
1) Fluorobenzene	5.070	96	1491525	50.00 ug/L	0.00
54) Chlorobenzene-d5	8.021	117	1238431	50.00 ug/L	0.00
75) 1,4-Dichlorobenzene-d4	10.561	152	671846	50.00 ug/L	0.00
System Monitoring Compounds					
26) Pentafluorobenzene	4.504	168	37664	2.44 ug/L	0.00
Spiked Amount 50.000	Range 69 - 125		Recovery	= 4.88%#	
29) 1,2-Dichloroethane-d4	4.776	65	21619	2.40 ug/L	0.00
Spiked Amount 50.000	Range 64 - 123		Recovery	= 4.80%#	
45) Toluene-D8	6.559	98	69470	2.28 ug/L	0.00
Spiked Amount 50.000	Range 70 - 115		Recovery	= 4.56%#	
64) 4-Bromofluorobenzene	9.281	95	30859	2.19 ug/L	0.00
Spiked Amount 50.000	Range 63 - 114		Recovery	= 4.38%#	
Target Compounds					Qvalue
11) Acetone	2.647	43	39180	~~2.58 ug/L~~ 210	100
13) Methyl acetate	2.647	43	39180	~~8.42 ug/L~~ #1	52
14) Methylene chloride	3.005	84	13110	~~Below Cal~~ #3	85
50) Tetrachloroethene	7.173	166	72548	7.10 ug/L	93

x20

7/28 BB

(#) = qualifier out of range (m) = manual integration (+) = signals summed

Quantitation Report (Not Reviewed)

Data File: C:\msdchem\1\DATA\072810\V77091.D
DataAcq Meth:8260RUN.M
Acq On : 28 Jul 2010 5:47 pm
Sample : SOIL M/L #9856
Misc : Soil 5uL
ALS Vial : 62 Sample Multiplier: 1

Operator: Bill Brew
Inst : Instrument #1

Quant Time: Jul 28 18:02:24 2010
Quant Method : C:\msdchem\1\METHODS\071910.M
Quant Title : 8260/624 Analysis
QLast Update : Wed Jul 28 11:45:14 2010
Response via : Initial Calibration
Integrator: RTE

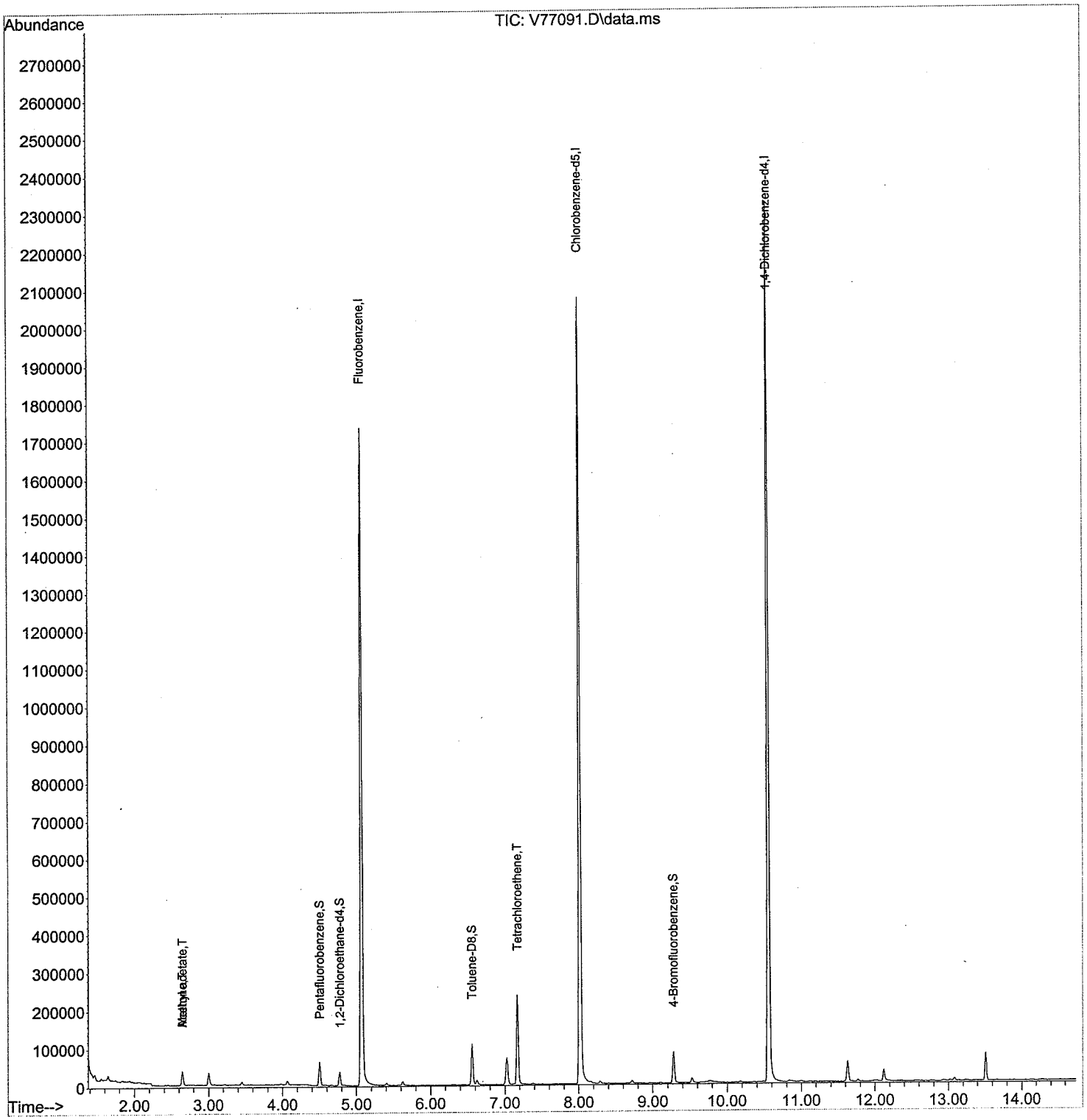

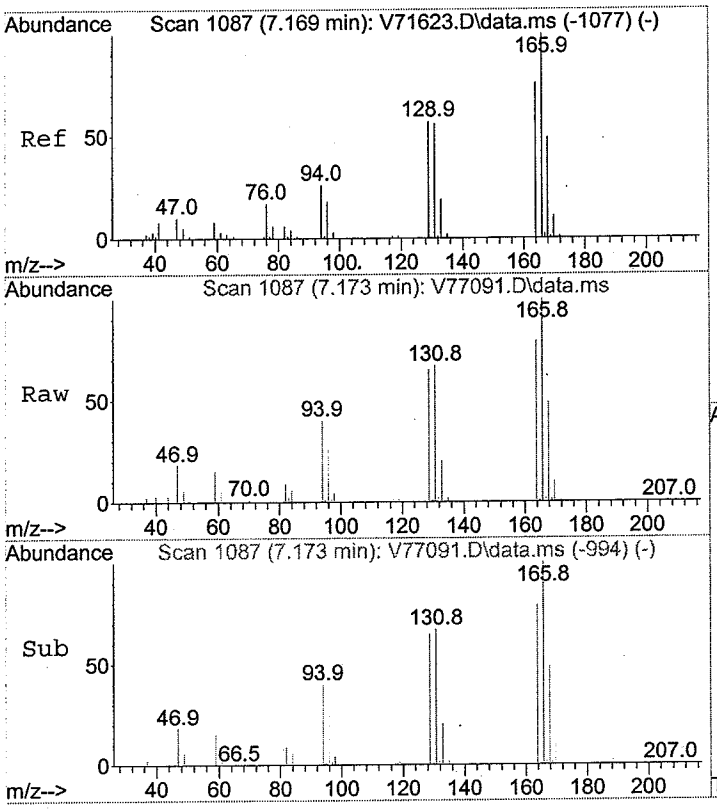

#50
Tetrachloroethene
Concen: 7.10 ug/L
RT: 7.173 min Scan# 1087
Delta R.T. -0.001 min
Lab File: V77091.D
Acq: 28 Jul 2010 5:47 pm

Tgt Ion:166 Resp: 72548

Ion	Ratio	Lower	Upper
166	100		
164	77.6	56.8	96.8
129	68.8	38.0	78.0

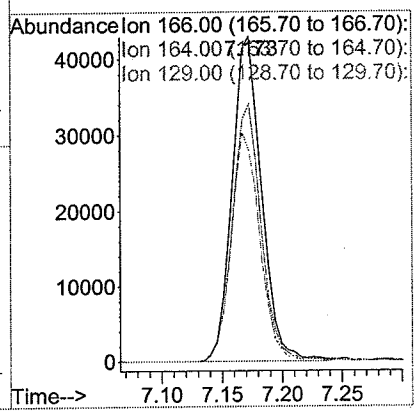

7/28 AB

PARADIGM
ENVIRONMENTAL SERVICES, INC. 179 Lake Avenue Rochester, New York 14608 (585) 647 - 2530 FAX (585) 647 - 3311

Volatile Analysis Report for Soils/Solids/Sludges

Client: Day Environmental, Inc.

Client Job Site: 2308 / 2310 Monroe Ave.
Client Job Number: 4214S-09
Field Location: TCC-D6A (15.9')
Field ID Number: N/A
Sample Type: Soil

Lab Project Number: 10-2953A
Lab Sample Number: 9857
Date Sampled: 07/19/2010
Date Received: 07/20/2010
Date Analyzed: 07/28/2010
Date Reissued: 08/13/2010

Halocarbons	Results in ug / Kg	Halocarbons	Results in ug / Kg
Bromodichloromethane	ND< 3.90	trans-1,2-Dichloroethene	ND< 3.90
Bromomethane	ND< 3.90	1,2-Dichloropropane	ND< 3.90
Bromoform	ND< 9.75	cis-1,3-Dichloropropene	ND< 3.90
Carbon Tetrachloride	ND< 9.75	trans-1,3-Dichloropropene	ND< 3.90
Chloroethane	ND< 3.90	Methylene chloride	ND< 9.75
Chloromethane	ND< 3.90	1,1,2,2-Tetrachloroethane	ND< 3.90
2-Chloroethyl vinyl Ether	ND< 19.5	Tetrachloroethene	54.8
Chloroform	ND< 3.90	1,1,1-Trichloroethane	ND< 3.90
Dibromochloromethane	ND< 3.90	1,1,2-Trichloroethane	ND< 3.90
1,1-Dichloroethane	ND< 3.90	Trichloroethene	ND< 3.90
1,2-Dichloroethane	ND< 3.90	Trichlorofluoromethane	ND< 3.90
1,1-Dichloroethene	ND< 3.90	Vinyl chloride	ND< 3.90
Chlorobenzene	ND< 3.90	1,3-Dichlorobenzene	ND< 9.75
1,2-Dichlorobenzene	ND< 9.75	1,4-Dichlorobenzene	ND< 3.90
cis-1,2-Dichloroethene	J 2.00		

ELAP Number 10958 Method: EPA 8260B Data File: V77087.D

Comments: ND denotes Non Detect
ug / Kg = microgram per Kilogram

Signature:
Bruce Hoogesteger: Technical Director

This report is part of a multipage document and should only be evaluated in its entirety. Chain of Custody provides additional information, including compliance with sample condition requirements upon receipt.

Quantitation Report (Not Reviewed)

Data File: C:\msdchem\1\DATA\072810\V77087.D
DataAcq Meth:8260RUN.M
Acq On : 28 Jul 2010 4:14 pm
Sample : SOIL #9857
Misc : Soil 2.77g
ALS Vial : 58 Sample Multiplier: 1

Operator: Bill Brew
Inst : Instrument #1

Quant Time: Jul 28 16:32:06 2010
Quant Method : C:\msdchem\1\METHODS\071910.M
Quant Title : 8260/624 Analysis
QLast Update : Wed Jul 28 11:45:14 2010
Response via : Initial Calibration
Integrator: RTE

Compound	R.T.	QIon	Response	Conc	Units	Dev(Min)
Internal Standards						
1) Fluorobenzene	5.072	96	1414398	50.00	ug/L	0.00
54) Chlorobenzene-d5	8.023	117	1141461	50.00	ug/L	0.00
75) 1,4-Dichlorobenzene-d4	10.558	152	565190	50.00	ug/L	0.00
System Monitoring Compounds						
26) Pentafluorobenzene	4.501	168	727404	49.76	ug/L	0.00
Spiked Amount 50.000	Range 69 - 125		Recovery	=	99.52%	
29) 1,2-Dichloroethane-d4	4.773	65	372123	43.50	ug/L	0.00
Spiked Amount 50.000	Range 64 - 123		Recovery	=	87.00%	
45) Toluene-D8	6.561	98	1408693	48.80	ug/L	0.00
Spiked Amount 50.000	Range 70 - 115		Recovery	=	97.60%	
64) 4-Bromofluorobenzene	9.277	95	593432	45.75	ug/L	0.00
Spiked Amount 50.000	Range 63 - 114		Recovery	=	91.50%	
Target Compounds						Qvalue
11) Acetone	2.644	43	116748	34.48	ug/L	99
13) Methyl acetate	3.023	43	19358	4.39	ug/L #	55
14) Methylene chloride	3.001	84	22143	Below Cal		87
22) 2-Butanone	4.074	72	760	0.82	ug/L #	1
J 23) cis-1,2-Dichloroethene	4.063	96	8913	1.03	ug/L	90
34) Methylcyclohexane	5.590	83	24452	1.68	ug/L #	78
46) Toluene	6.625	91	57355	1.60	ug/L	98
48) 1,1,2-Trichloroethane	6.993	97	4151	0.59	ug/L #2	21
50) Tetrachloroethene	7.169	166	272082	28.09	ug/L	94
58) m,p-Xylene	8.290	106	50962	3.23	ug/L #	82
59) o-Xylene	8.712	106	15176	0.90	ug/L #	79
70) 1,3,5-Trimethylbenzene	9.763	105	30549	0.93	ug/L	88
72) 1,2,4-Trimethylbenzene	10.179	105	60404	1.73	ug/L	90
83) 1,2,3-Trichlorobenzene	13.264	180	7461	0.60	ug/L	91
85) Naphthalene	13.024	128	22561	0.80	ug/L	98

7/28 ms

(#) = qualifier out of range (m) = manual integration (+) = signals summed

Data File: C:\msdchem\1\DATA\072810\V77087.D
DataAcq Meth:8260RUN.M
Acq On : 28 Jul 2010 4:14 pm
Sample : SOIL #9857
Misc : Soil 2.77g
ALS Vial : 58 Sample Multiplier: 1

Operator: Bill Brew
Inst : Instrument #1

Quant Time: Jul 28 16:32:06 2010
Quant Method : C:\msdchem\1\METHODS\071910.M
Quant Title : 8260/624 Analysis
QLast Update : Wed Jul 28 11:45:14 2010
Response via : Initial Calibration
Integrator: RTE



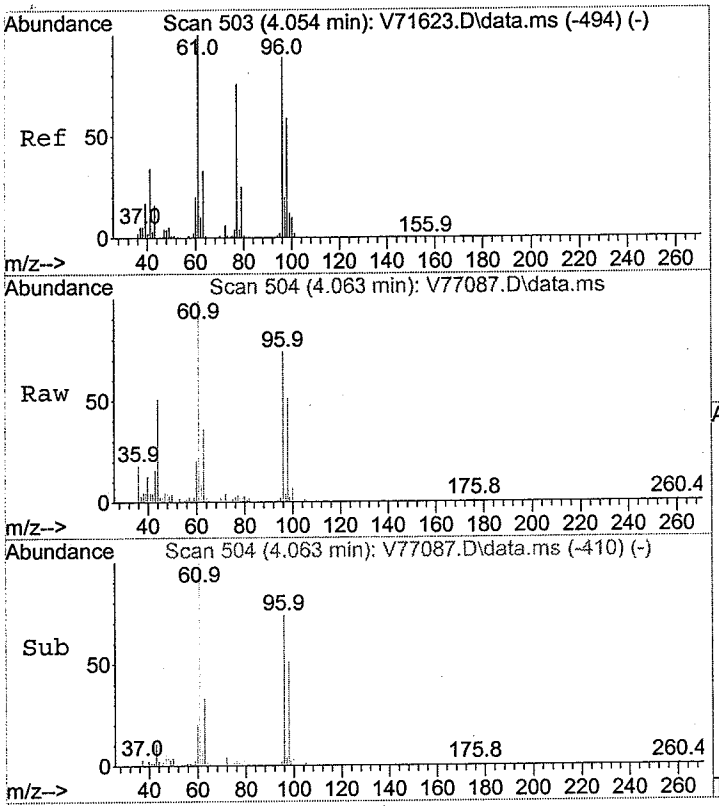

#23
cis-1,2-Dichloroethene
Concen: 1.03 ug/L
RT: 4.063 min Scan# 504
Delta R.T. 0.001 min
Lab File: V77087.D
Acq: 28 Jul 2010 4:14 pm

Tgt Ion: 96 Resp: 8913

Ion	Ratio	Lower	Upper
96	100		
61	130.4	93.6	133.6
98	67.3	46.1	86.1

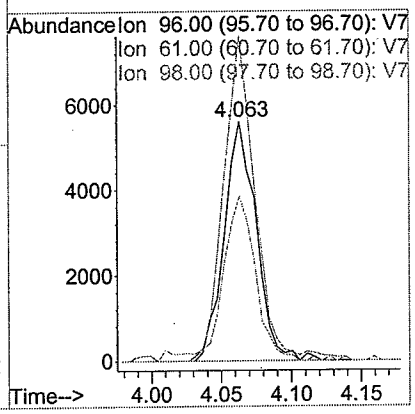

7/28 PMB
Halos

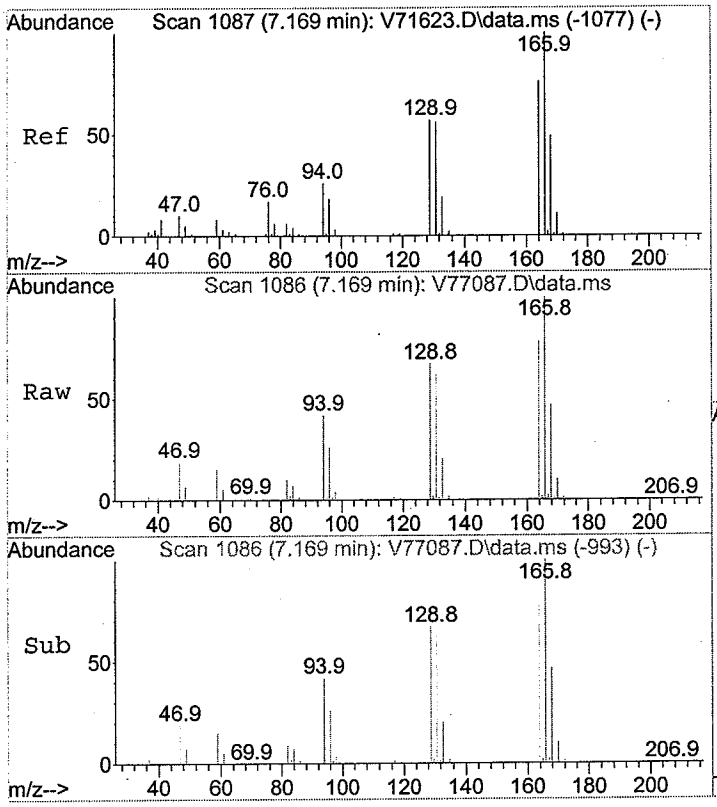

#50
Tetrachloroethene
Concen: 28.09 ug/L
RT: 7.169 min Scan# 1086
Delta R.T. -0.004 min
Lab File: V77087.D
Acq: 28 Jul 2010 4:14 pm

Tgt Ion:166 Resp: 272082

Ion	Ratio	Lower	Upper
166	100		
164	76.0	56.8	96.8
129	67.3	38.0	78.0

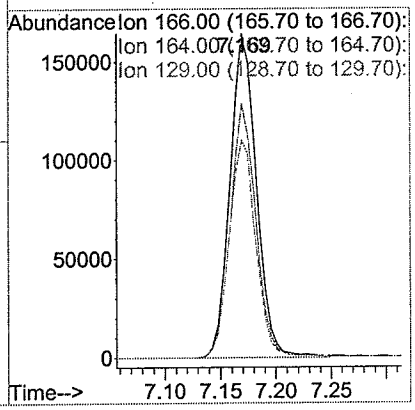

PARADIGM
ENVIRONMENTAL SERVICES, INC. 179 Lake Avenue Rochester, New York 14608 (585) 647 - 2530 FAX (585) 647 - 3311

Volatile Analysis Report for Non-potable Water

Client: Day Environmental, Inc.

Client Job Site: 2308 / 2310 Monroe Ave.
Client Job Number: 4214S-09
Field Location: FB071910
Field ID Number: N/A
Sample Type: Water

Lab Project Number: 10-2953A
Lab Sample Number: 9858
Date Sampled: 07/19/2010
Date Received: 07/20/2010
Date Analyzed: 07/29/2010
Date Reissued: 08/13/2010

Halocarbons	Results in ug / L	Halocarbons	Results in ug / L
Bromodichloromethane	ND< 2.00	trans-1,2-Dichloroethene	ND< 2.00
Bromomethane	ND< 2.00	1,2-Dichloropropane	ND< 2.00
Bromoform	ND< 5.00	cis-1,3-Dichloropropene	ND< 2.00
Carbon Tetrachloride	ND< 2.00	trans-1,3-Dichloropropene	ND< 2.00
Chloroethane	ND< 2.00	Methylene chloride	ND< 5.00
Chloromethane	ND< 2.00	1,1,2,2-Tetrachloroethane	ND< 2.00
2-Chloroethyl vinyl Ether	ND< 10.0	Tetrachloroethene	ND< 2.00
Chloroform	ND< 2.00	1,1,1-Trichloroethane	ND< 2.00
Dibromochloromethane	ND< 2.00	1,1,2-Trichloroethane	ND< 2.00
1,1-Dichloroethane	ND< 2.00	Trichloroethene	ND< 2.00
1,2-Dichloroethane	ND< 2.00	Trichlorofluoromethane	ND< 2.00
1,1-Dichloroethene	ND< 2.00	Vinyl chloride	ND< 2.00
Chlorobenzene	ND< 2.00	1,3-Dichlorobenzene	ND< 2.00
1,2-Dichlorobenzene	ND< 2.00	1,4-Dichlorobenzene	ND< 2.00
cis-1,2-Dichloroethene	ND< 2.00		

ELAP Number 10958 Method: EPA 8260B Data File: V77117.D

Comments: ND denotes Non Detect
ug / L = microgram per Liter

Signature:
Bruce Hoogesteger: Technical Director

This report is part of a multipage document and should only be evaluated in its entirety. Chain of Custody provides additional information, including compliance with sample condition requirements upon receipt.

Quantitation Report (Not Reviewed) PAH 10-2953A TCL/Halo's

Data File: C:\msdchem\1\DATA\072810\V77117.D
DataAcq Meth:8260RUN.M
Acq On : 29 Jul 2010 4:02 am
Sample : WATER #9858
Misc : 5ml
ALS Vial : 14 Sample Multiplier: 1

Operator: Bill Brew
Inst : Instrument #1

Quant Time: Jul 29 07:24:18 2010
Quant Method : C:\msdchem\1\METHODS\071910.M
Quant Title : 8260/624 Analysis
QLast Update : Wed Jul 28 18:28:04 2010
Response via : Initial Calibration
Integrator: RTE

TBM

Compound	R.T.	QIon	Response	Conc Units	Dev(Min)
Internal Standards					
1) Fluorobenzene	5.075	96	1468581	50.00 ug/L	0.00
54) Chlorobenzene-d5	8.021	117	1219403	50.00 ug/L	0.00
75) 1,4-Dichlorobenzene-d4	10.556	152	668153	50.00 ug/L	0.00
System Monitoring Compounds					
26) Pentafluorobenzene	4.504	168	705875	46.51 ug/L	0.00
Spiked Amount 50.000	Range 70 - 123		Recovery	= 93.02%	
29) 1,2-Dichloroethane-d4	4.776	65	344143	38.74 ug/L	0.00
Spiked Amount 50.000	Range 71 - 106		Recovery	= 77.48%	
45) Toluene-D8	6.559	98	1366964	45.61 ug/L	0.00
Spiked Amount 50.000	Range 70 - 113		Recovery	= 91.22%	
64) 4-Bromofluorobenzene	9.280	95	596882	43.07 ug/L	0.00
Spiked Amount 50.000	Range 67 - 107		Recovery	= 86.14%	
Target Compounds					Qvalue
11) Acetone	2.652	43	26642	~~Below Cal~~ <10	99
14) Methylene chloride	3.004	84	6758	~~Below Cal~~ #5	86
23) cis-1,2-Dichloroethene	4.066	96	10039	~~1.11 ug/L~~ WC-1st	92
63) 1,2,3-Trichloropropane	9.526	110	1837	~~0.62 ug/L~~ #2	1

7/29 AM

(#) = qualifier out of range (m) = manual integration (+) = signals summed

Quantitation Report (Not Reviewed)

Data File: C:\msdchem\1\DATA\072810\V77117.D
DataAcq Meth:8260RUN.M
Acq On : 29 Jul 2010 4:02 am
Sample : WATER #9858
Misc : 5ml
ALS Vial : 14 Sample Multiplier: 1

Operator: Bill Brew
Inst : Instrument #1

Quant Time: Jul 29 07:24:18 2010
Quant Method : C:\msdchem\1\METHODS\071910.M
Quant Title : 8260/624 Analysis
QLast Update : Wed Jul 28 18:28:04 2010
Response via : Initial Calibration
Integrator: RTE

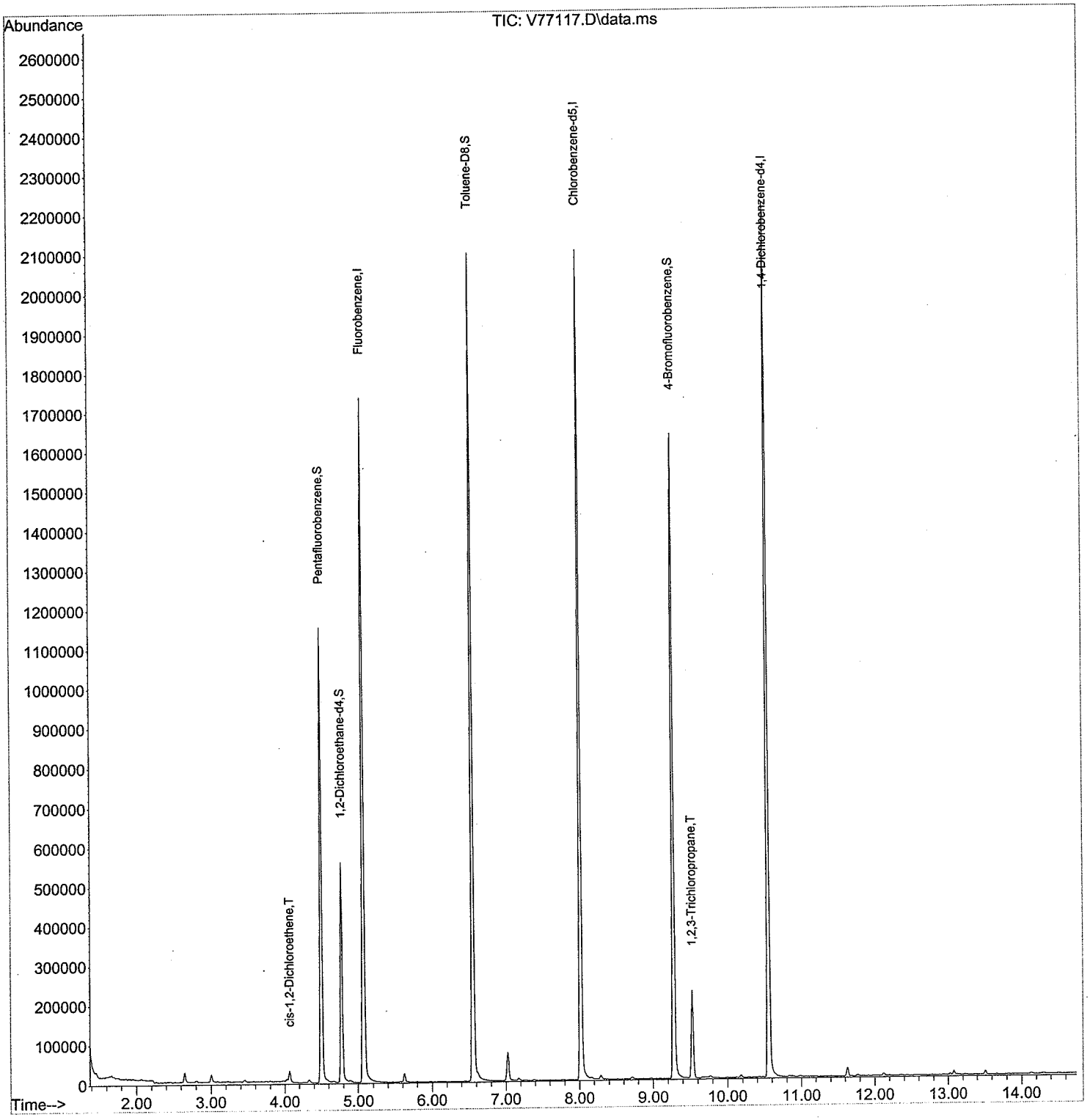

PARADIGM
ENVIRONMENTAL SERVICES, INC. 179 Lake Avenue Rochester, New York 14608 (585) 647 - 2530 FAX (585) 647 - 3311

Volatile Analysis Report for Non-potable Water

Client: Day Environmental, Inc.

Client Job Site: 2308 / 2310 Monroe Ave.
Client Job Number: 4214S-09
Field Location: TB071910
Field ID Number: N/A
Sample Type: Water

Lab Project Number: 10-2953A
Lab Sample Number: 9859
Date Sampled: 07/19/2010
Date Received: 07/20/2010
Date Analyzed: 07/29/2010
Date Reissued: 08/13/2010

Halocarbons	Results in ug / L	Halocarbons	Results in ug / L
Bromodichloromethane	ND< 2.00	trans-1,2-Dichloroethene	ND< 2.00
Bromomethane	ND< 2.00	1,2-Dichloropropane	ND< 2.00
Bromoform	ND< 5.00	cis-1,3-Dichloropropene	ND< 2.00
Carbon Tetrachloride	ND< 2.00	trans-1,3-Dichloropropene	ND< 2.00
Chloroethane	ND< 2.00	Methylene chloride	ND< 5.00
Chloromethane	ND< 2.00	1,1,2,2-Tetrachloroethane	ND< 2.00
2-Chloroethyl vinyl Ether	ND< 10.0	Tetrachloroethene	ND< 2.00
Chloroform	ND< 2.00	1,1,1-Trichloroethane	ND< 2.00
Dibromochloromethane	ND< 2.00	1,1,2-Trichloroethane	ND< 2.00
1,1-Dichloroethane	ND< 2.00	Trichloroethene	ND< 2.00
1,2-Dichloroethane	ND< 2.00	Trichlorofluoromethane	ND< 2.00
1,1-Dichloroethene	ND< 2.00	Vinyl chloride	ND< 2.00
Chlorobenzene	ND< 2.00	1,3-Dichlorobenzene	ND< 2.00
1,2-Dichlorobenzene	ND< 2.00	1,4-Dichlorobenzene	ND< 2.00
cis-1,2-Dichloroethene	ND< 2.00		

ELAP Number 10958 Method: EPA 8260B Data File: V77118.D

Comments: ND denotes Non Detect
ug / L = microgram per Liter

Signature:
Bruce Hoogesteger: Technical Director

This report is part of a multipage document and should only be evaluated in its entirety. Chain of Custody provides additional information, including compliance with sample condition requirements upon receipt.

Quantitation Report (Not Reviewed)

Data File: C:\msdchem\1\DATA\072810\V77118.D
DataAcq Meth:8260RUN.M
Acq On : 29 Jul 2010 4:25 am
Sample : WATER #9859
Misc : 5ml
ALS Vial : 15 Sample Multiplier: 1

Operator: Bill Brew
Inst : Instrument #1

Quant Time: Jul 29 07:24:22 2010
Quant Method : C:\msdchem\1\METHODS\071910.M
Quant Title : 8260/624 Analysis
QLast Update : Wed Jul 28 18:28:04 2010
Response via : Initial Calibration
Integrator: RTE

BDL Halos

Compound	R.T.	QIon	Response	Conc Units	Dev(Min)
Internal Standards					
1) Fluorobenzene	5.076	96	1415102	50.00 ug/L	0.00
54) Chlorobenzene-d5	8.017	117	1173471	50.00 ug/L	0.00
75) 1,4-Dichlorobenzene-d4	10.557	152	657353	50.00 ug/L	0.00
System Monitoring Compounds					
26) Pentafluorobenzene	4.505	168	721910	49.36 ug/L	0.00
Spiked Amount 50.000	Range 70 - 123		Recovery = 98.72%		
29) 1,2-Dichloroethane-d4	4.777	65	359908	42.05 ug/L	0.00
Spiked Amount 50.000	Range 71 - 106		Recovery = 84.10%		
45) Toluene-D8	6.560	98	1408225	48.76 ug/L	0.00
Spiked Amount 50.000	Range 70 - 113		Recovery = 97.52%		
64) 4-Bromofluorobenzene	9.276	95	597700	44.82 ug/L	0.00
Spiked Amount 50.000	Range 67 - 107		Recovery = 89.64%		
Target Compounds					Qvalue
11) Acetone	2.648	43	45063	5.83 ug/L	100
14) Methylene chloride	3.000	84	17564	Below Cal	89
22) 2-Butanone	4.078	72	519	0.56 ug/L #	61
46) Toluene	6.624	91	24224	0.67 ug/L	98
63) 1,2,3-Trichloropropane	9.522	110	2317	0.81 ug/L #	1

7/29 MS

(#) = qualifier out of range (m) = manual integration (+) = signals summed

Data File: C:\msdchem\1\DATA\072810\V77118.D
DataAcq Meth:8260RUN.M
Acq On : 29 Jul 2010 4:25 am
Sample : WATER #9859
Misc : 5ml
ALS Vial : 15 Sample Multiplier: 1

Operator: Bill Brew
Inst : Instrument #1

Quant Time: Jul 29 07:24:22 2010
Quant Method : C:\msdchem\1\METHODS\071910.M
Quant Title : 8260/624 Analysis
QLast Update : Wed Jul 28 18:28:04 2010
Response via : Initial Calibration
Integrator: RTE

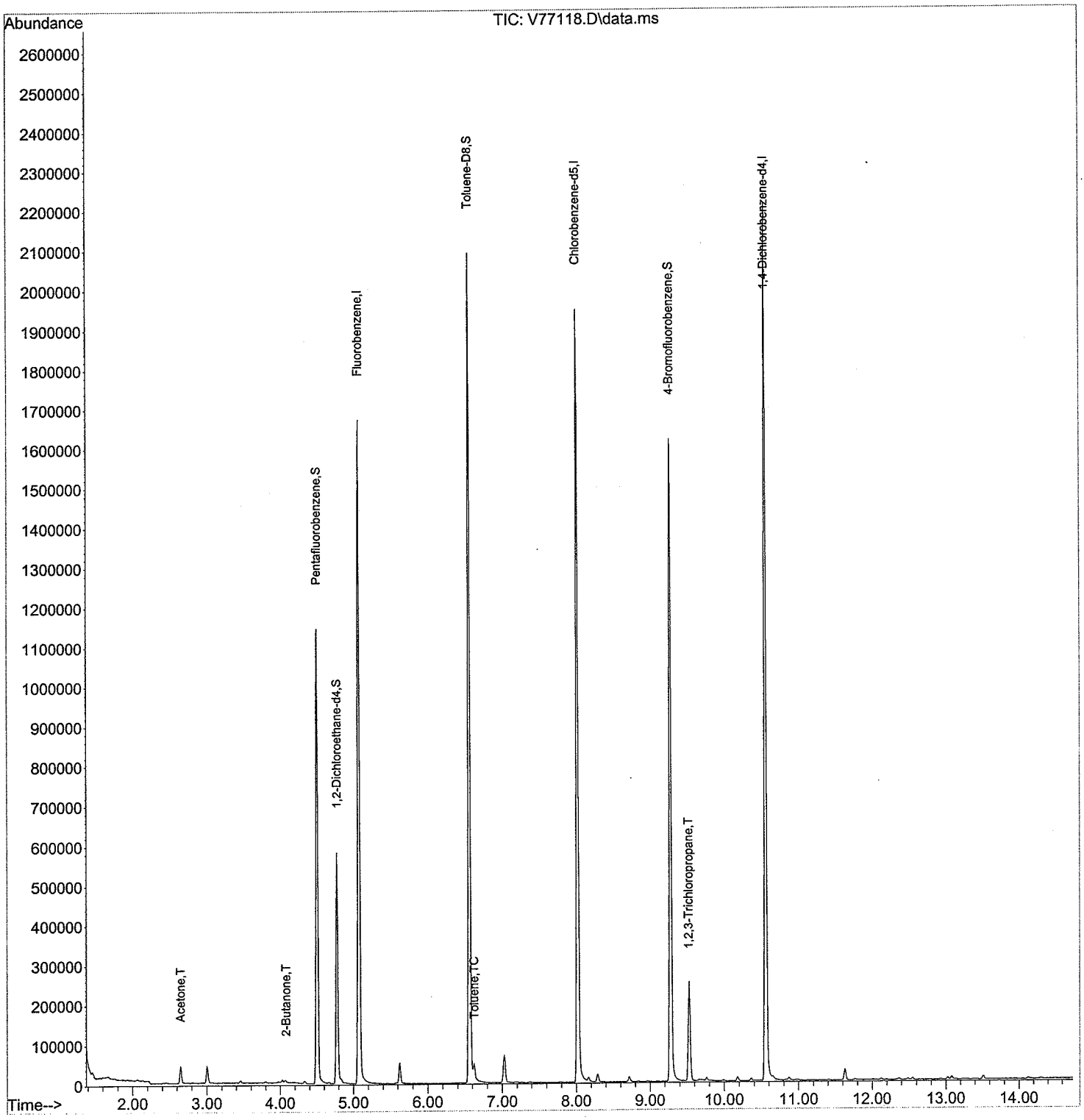

PARADIGM
ENVIRONMENTAL SERVICES, INC. 179 Lake Avenue Rochester, New York 14608 (585) 647 - 2530 FAX (585) 647 - 3311

Volatile Analysis Report for Soils/Solids/Sludges

Client: Day Environmental

Client Job Site: 2308/2310 Monroe Ave.
Client Job Number: 4214S-09
Field Location: TCC-D7 (12.0')
Field ID Number: N/A
Sample Type: Soil

Lab Project Number: 10-3038A
Lab Sample Number: 10117
Date Sampled: 07/23/2010
Date Received: 07/26/2010
Date Analyzed: 07/30/2010

Halocarbons	Results in ug / Kg	Halocarbons	Results in ug / Kg
Bromodichloromethane	ND< 5.17	trans-1,2-Dichloroethene	ND< 5.17
Bromomethane	ND< 5.17	1,2-Dichloropropane	ND< 5.17
Bromoform	ND< 12.9	cis-1,3-Dichloropropene	ND< 5.17
Carbon Tetrachloride	ND< 12.9	trans-1,3-Dichloropropene	ND< 5.17
Chloroethane	ND< 5.17	Methylene chloride	ND< 12.9
Chloromethane	ND< 5.17	1,1,2,2-Tetrachloroethane	ND< 5.17
2-Chloroethyl vinyl Ether	ND< 25.9	Tetrachloroethene	24.8
Chloroform	ND< 5.17	1,1,1-Trichloroethane	ND< 5.17
Dibromochloromethane	ND< 5.17	1,1,2-Trichloroethane	ND< 5.17
1,1-Dichloroethane	ND< 5.17	Trichloroethene	ND< 5.17
1,2-Dichloroethane	ND< 5.17	Trichlorofluoromethane	ND< 5.17
1,1-Dichloroethene	ND< 5.17	Vinyl chloride	10.6
Chlorobenzene	ND< 5.17	1,3-Dichlorobenzene	ND< 12.9
1,2-Dichlorobenzene	ND< 12.9	1,4-Dichlorobenzene	ND< 5.17
cis-1,2-Dichloroethene	ND< 5.17		

ELAP Number 10958 Method: EPA 8260B Data File: V77171.D

Comments: ND denotes Non Detect
ug / Kg = microgram per Kilogram

Signature:
Bruce Hoogesteger, Technical Director

This report is part of a multipage document and should only be evaluated in its entirety. Chain of Custody provides additional information, including compliance with sample condition requirements upon receipt.

Quantitation Report (Not Reviewed) DAY 10-3038A TCL/Halo's

Data File: C:\msdchem\1\DATA\073010\V77171.D
DataAcq Meth:8260RUN.M
Acq On : 30 Jul 2010 7:37 pm
Sample : SOIL #10117
Misc : Soil 2.53g
ALS Vial : 17 Sample Multiplier: 1

Operator: Bill Brew
Inst : Instrument #1

Quant Time: Aug 02 07:04:51 2010
Quant Method : C:\msdchem\1\METHODS\071910.M
Quant Title : 8260/624 Analysis
QLast Update : Mon Jul 19 17:58:22 2010
Response via : Initial Calibration
Integrator: RTE

Compound	R.T.	QIon	Response	Conc Units	Dev(Min)
Internal Standards					
1) Fluorobenzene	5.075	96	1441467	50.00 ug/L	0.00
54) Chlorobenzene-d5	8.021	117	1179906	50.00 ug/L	0.00
75) 1,4-Dichlorobenzene-d4	10.561	152	573684	50.00 ug/L	0.00
System Monitoring Compounds					
26) Pentafluorobenzene	4.504	168	730333	49.02 ug/L	0.00
Spiked Amount 50.000	Range 69 - 125		Recovery	= 98.04%	
29) 1,2-Dichloroethane-d4	4.776	65	373426	42.83 ug/L	0.00
Spiked Amount 50.000	Range 64 - 123		Recovery	= 85.66%	
45) Toluene-D8	6.558	98	1399741	47.58 ug/L	0.00
Spiked Amount 50.000	Range 70 - 115		Recovery	= 95.16%	
64) 4-Bromofluorobenzene	9.275	95	585010	43.63 ug/L	0.00
Spiked Amount 50.000	Range 63 - 114		Recovery	= 87.26%	
Target Compounds					Qvalue
4) Vinyl chloride	1.670	62	40951	4.11 ug/L	99
11) Acetone	2.652	43	41584	4.09 ug/L <10	100
14) Methylene chloride	3.004	84	11253	Below Cal <5	90
22) 2-Butanone	4.071	72	588	0.62 ug/L <10	89
23) cis-1,2-Dichloroethene	4.071	96	7923	0.89 ug/L <2	94
50) Tetrachloroethene	7.172	166	94783	9.60 ug/L	93
86) Cyclohexane	4.498	56	11549	0.96 ug/L #7	21

8/2 MS

(#) = qualifier out of range (m) = manual integration (+) = signals summed

Data File: C:\msdchem\1\DATA\073010\V77171.D
DataAcq Meth:8260RUN.M
Acq On : 30 Jul 2010 7:37 pm
Sample : SOIL #10117
Misc : Soil 2.53g
ALS Vial : 17 Sample Multiplier: 1

Operator: Bill Brew
Inst : Instrument #1

Quant Time: Aug 02 07:04:51 2010
Quant Method : C:\msdchem\1\METHODS\071910.M
Quant Title : 8260/624 Analysis
QLast Update : Mon Jul 19 17:58:22 2010
Response via : Initial Calibration
Integrator: RTE

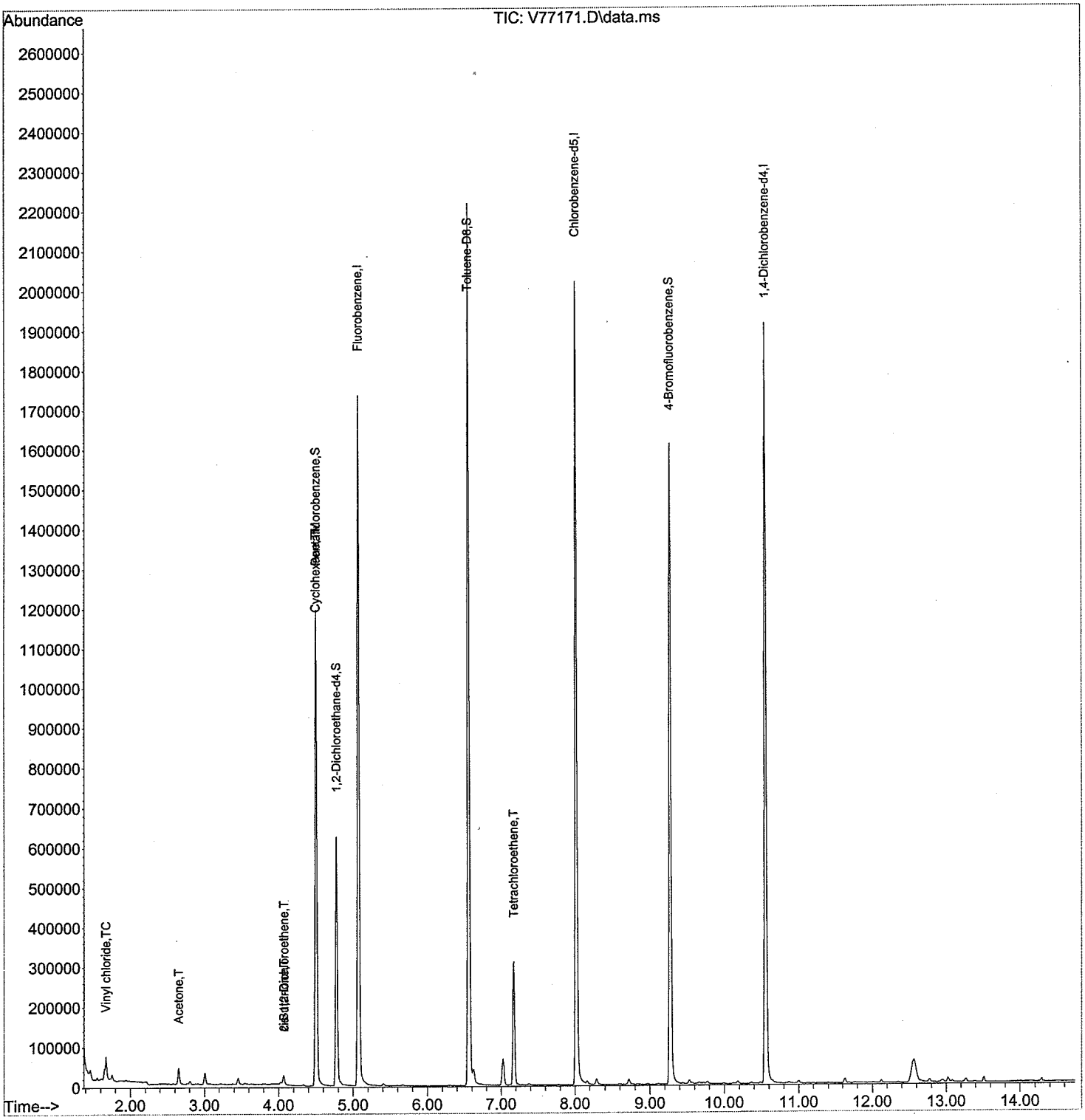

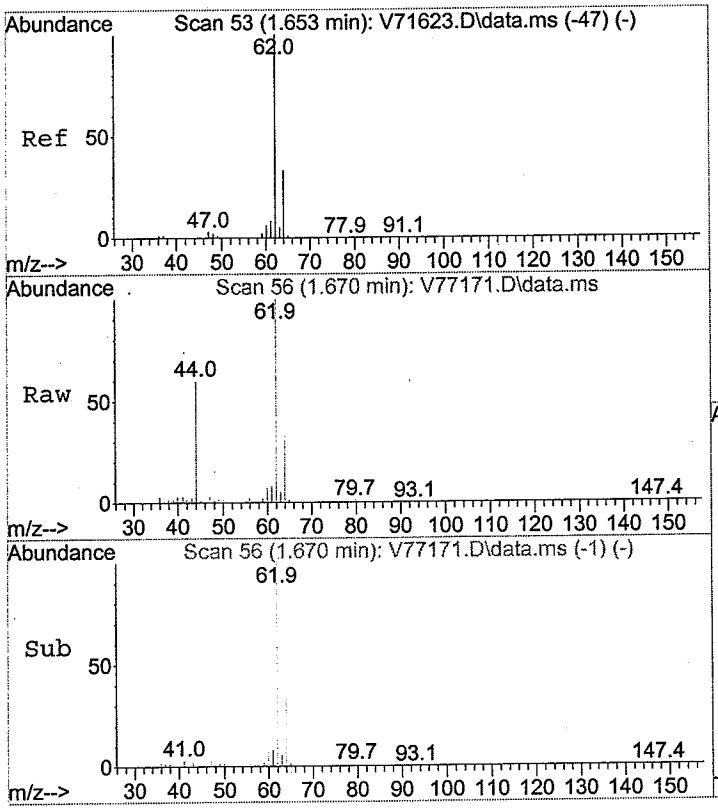

#4
Vinyl chloride
Concen: 4.11 ug/L
RT: 1.670 min Scan# 56
Delta R.T. 0.004 min
Lab File: V77171.D
Acq: 30 Jul 2010 7:37 pm

Tgt Ion: 62 Resp: 40951

Ion	Ratio	Lower	Upper
62	100		
64	32.6	12.9	52.9
61	7.6	0.0	28.4

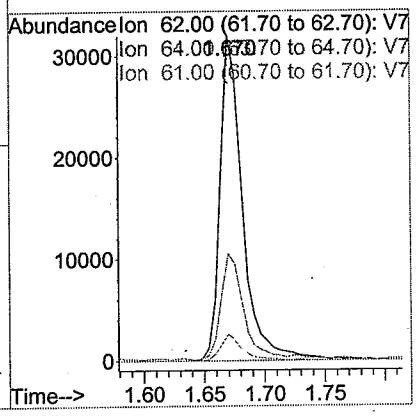

8/2 BM

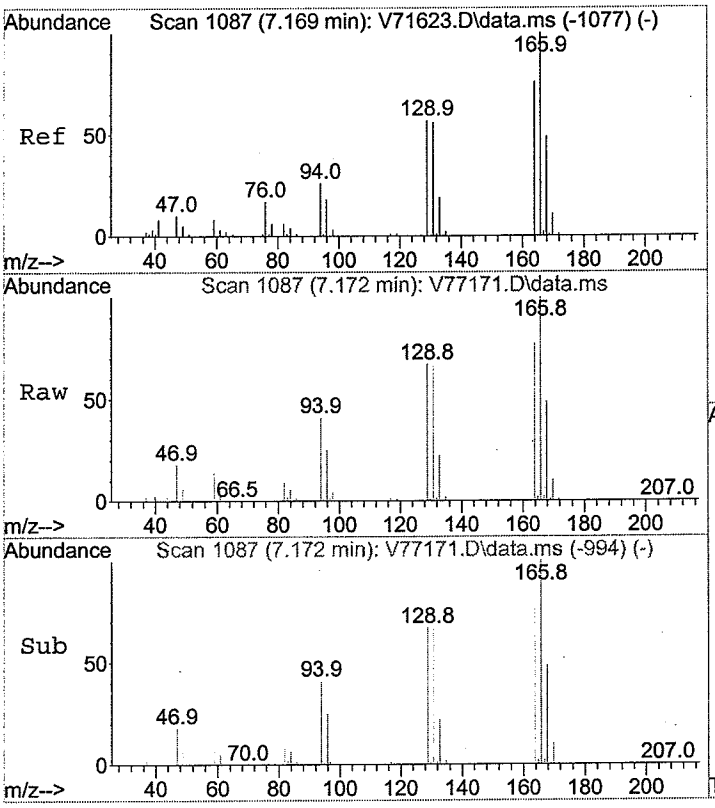

#50
Tetrachloroethene
Concen: 9.60 ug/L
RT: 7.172 min Scan# 1087
Delta R.T. -0.002 min
Lab File: V77171.D
Acq: 30 Jul 2010 7:37 pm

Tgt Ion:166 Resp: 94783

Ion	Ratio	Lower	Upper
166	100		
164	78.6	56.8	96.8
129	68.1	38.0	78.0

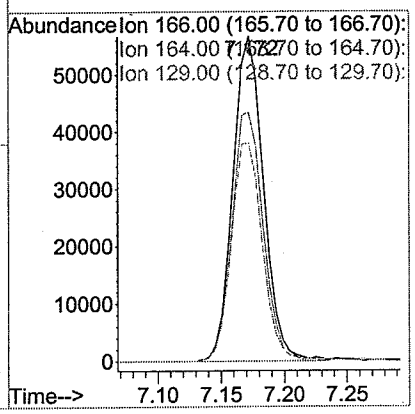

8/2 pm

PARADIGM
ENVIRONMENTAL SERVICES, INC. 179 Lake Avenue Rochester, New York 14608 (585) 647 - 2530 FAX (585) 647 - 3311

Volatile Analysis Report for Soils/Solids/Sludges

Client: Day Environmental

Client Job Site: 2308/2310 Monroe Ave.
Client Job Number: 4214S-09
Field Location: TCC-D9 (15.4')
Field ID Number: N/A
Sample Type: Soil

Lab Project Number: 10-3038A
Lab Sample Number: 10118
Date Sampled: 07/23/2010
Date Received: 07/26/2010
Date Analyzed: 07/30/2010

Halocarbons	Results in ug / Kg	Halocarbons	Results in ug / Kg
Bromodichloromethane	ND< 4.00	trans-1,2-Dichloroethene	ND< 4.00
Bromomethane	ND< 4.00	1,2-Dichloropropane	ND< 4.00
Bromoform	ND< 10.0	cis-1,3-Dichloropropene	ND< 4.00
Carbon Tetrachloride	ND< 10.0	trans-1,3-Dichloropropene	ND< 4.00
Chloroethane	ND< 4.00	Methylene chloride	ND< 10.0
Chloromethane	ND< 4.00	1,1,2,2-Tetrachloroethane	ND< 4.00
2-Chloroethyl vinyl Ether	ND< 20.0	Tetrachloroethene	11.9
Chloroform	ND< 4.00	1,1,1-Trichloroethane	ND< 4.00
Dibromochloromethane	ND< 4.00	1,1,2-Trichloroethane	ND< 4.00
1,1-Dichloroethane	ND< 4.00	Trichloroethene	J 3.58
1,2-Dichloroethane	ND< 4.00	Trichlorofluoromethane	ND< 4.00
1,1-Dichloroethene	ND< 4.00	Vinyl chloride	ND< 4.00
Chlorobenzene	ND< 4.00	1,3-Dichlorobenzene	ND< 10.0
1,2-Dichlorobenzene	ND< 10.0	1,4-Dichlorobenzene	ND< 4.00
cis-1,2-Dichloroethene	J 3.14		

ELAP Number 10958 Method: EPA 8260B Data File: V77172.D

Comments: ND denotes Non Detect
ug / Kg = microgram per Kilogram

Signature:
Bruce Hoogesteger: Technical Director

This report is part of a multipage document and should only be evaluated in its entirety. Chain of Custody provides additional information, including compliance with sample condition requirements upon receipt.

Quantitation Report (Not Reviewed)

Data File: C:\msdchem\1\DATA\073010\V77172.D
DataAcq Meth:8260RUN.M
Acq On : 30 Jul 2010 8:01 pm
Sample : SOIL #10118
Misc : Soil 2.87g
ALS Vial : 18 Sample Multiplier: 1

Operator: Bill Brew
Inst : Instrument #1

Quant Time: Aug 02 07:04:55 2010
Quant Method : C:\msdchem\1\METHODS\071910.M
Quant Title : 8260/624 Analysis
QLast Update : Mon Jul 19 17:58:22 2010
Response via : Initial Calibration
Integrator: RTE

Compound	R.T.	QIon	Response	Conc Units	Dev(Min)
Internal Standards					
1) Fluorobenzene	5.075	96	1452771	50.00 ug/L	0.00
54) Chlorobenzene-d5	8.021	117	1193834	50.00 ug/L	0.00
75) 1,4-Dichlorobenzene-d4	10.556	152	598156	50.00 ug/L	0.00
System Monitoring Compounds					
26) Pentafluorobenzene	4.504	168	740710	49.33 ug/L	0.00
Spiked Amount 50.000	Range 69 - 125		Recovery	= 98.66%	
29) 1,2-Dichloroethane-d4	4.776	65	367837	41.86 ug/L	0.00
Spiked Amount 50.000	Range 64 - 123		Recovery	= 83.72%	
45) Toluene-D8	6.559	98	1407862	47.48 ug/L	0.00
Spiked Amount 50.000	Range 70 - 115		Recovery	= 94.96%	
64) 4-Bromofluorobenzene	9.275	95	603850	44.51 ug/L	0.00
Spiked Amount 50.000	Range 63 - 114		Recovery	= 89.02%	
Target Compounds					Qvalue
11) Acetone	2.652	43	143844	43.46 ug/L	96
12) Carbon disulfide	2.807	76	31494	1.64 ug/L	99
13) Methyl acetate	3.021	43	95130	20.99 ug/L #	52
14) Methylene chloride	3.005	84	14064	Below Cal #	78
15) Acrylonitrile	3.234	53	1388	0.54 ug/L #	48
22) 2-Butanone	4.077	72	1001	1.06 ug/L #	1
23) cis-1,2-Dichloroethene	4.067	96	13988	1.57 ug/L	92
31) Benzene	4.835	78	83079	2.47 ug/L	95
33) Trichloroethene	5.411	130	14711	1.79 ug/L #	84
34) Methylcyclohexane	5.588	83	116314	7.78 ug/L	84
46) Toluene	6.623	91	202398	5.24 ug/L	98
48) 1,1,2-Trichloroethane	6.997	97	9961	1.37 ug/L #	20
50) Tetrachloroethene	7.173	166	59318	5.96 ug/L	94
57) Ethylbenzene	8.165	91	34188	0.78 ug/L	93
58) m,p-Xylene	8.288	106	98965	5.59 ug/L	86
59) o-Xylene	8.715	106	27599	1.57 ug/L #	79
70) 1,3,5-Trimethylbenzene	9.761	105	41230	1.20 ug/L	91
72) 1,2,4-Trimethylbenzene	10.177	105	84889	2.32 ug/L	92
86) Cyclohexane	4.504	56	22621	1.81 ug/L	88

(#) = qualifier out of range (m) = manual integration (+) = signals summed

8/2 BM

Data File: C:\msdchem\1\DATA\073010\V77172.D
DataAcq Meth:8260RUN.M
Acq On : 30 Jul 2010 8:01 pm
Sample : SOIL #10118
Misc : Soil 2.87g
ALS Vial : 18 Sample Multiplier: 1

Operator: Bill Brew
Inst : Instrument #1

Quant Time: Aug 02 07:04:55 2010
Quant Method : C:\msdchem\1\METHODS\071910.M
Quant Title : 8260/624 Analysis
QLast Update : Mon Jul 19 17:58:22 2010
Response via : Initial Calibration
Integrator: RTE

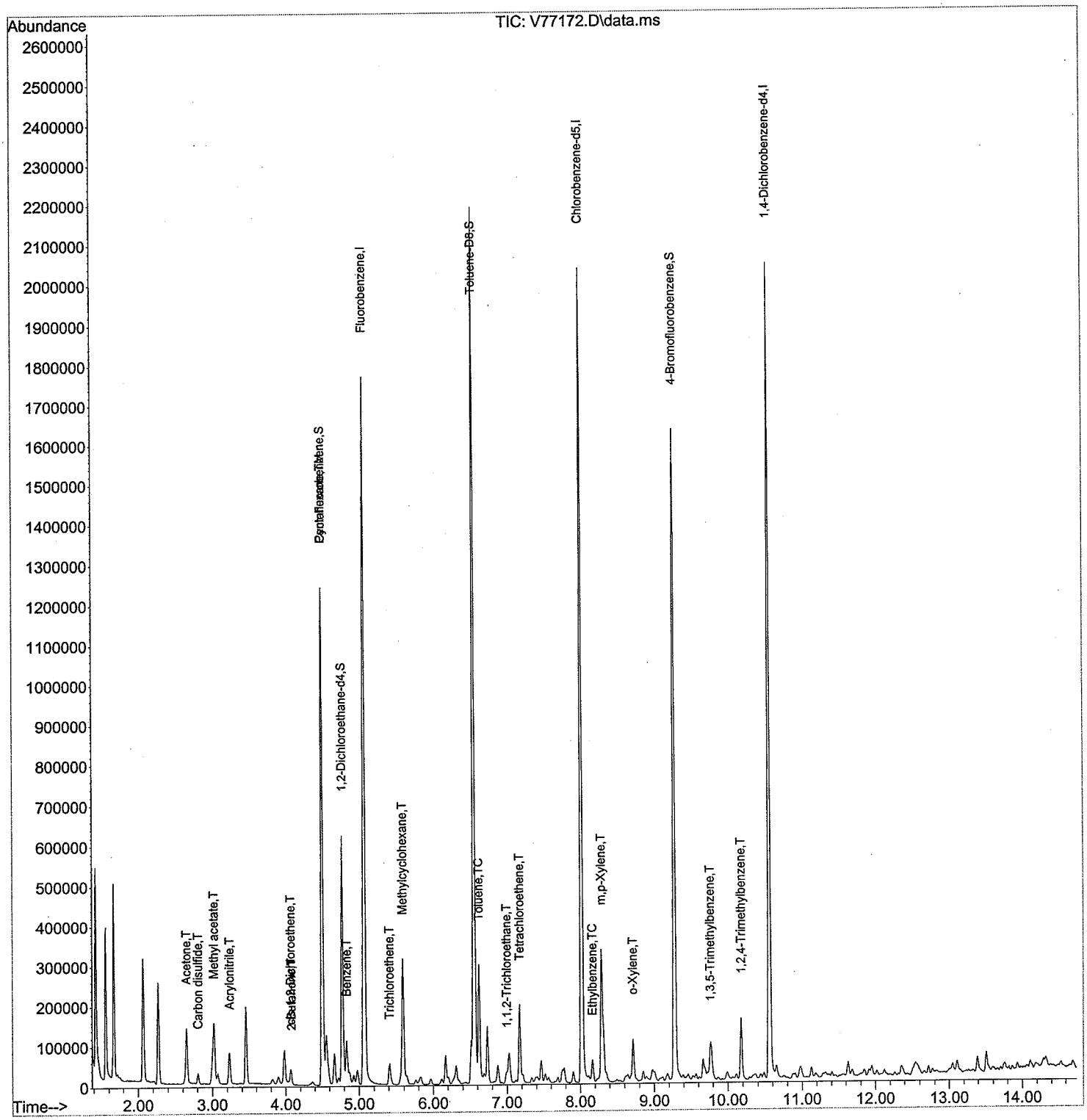

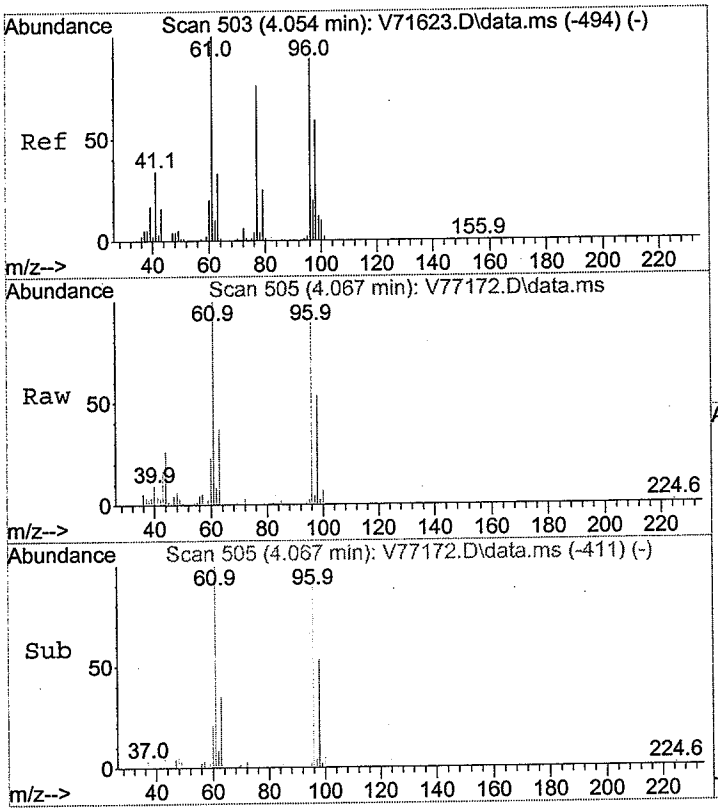

#23
cis-1,2-Dichloroethene
Concen: 1.57 ug/L
RT: 4.067 min Scan# 505
Delta R.T. 0.004 min
Lab File: V77172.D
Acq: 30 Jul 2010 8:01 pm

Tgt Ion: 96 Resp: 13988

Ion	Ratio	Lower	Upper
96	100		
61	124.9	93.6	133.6
98	62.7	46.1	86.1

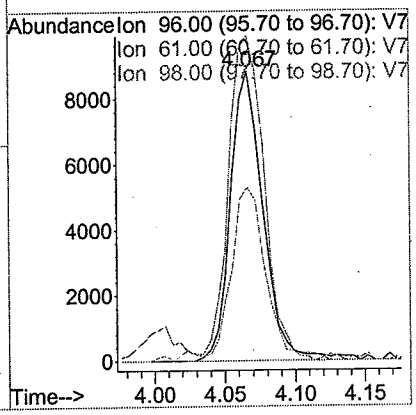

8/2 BB

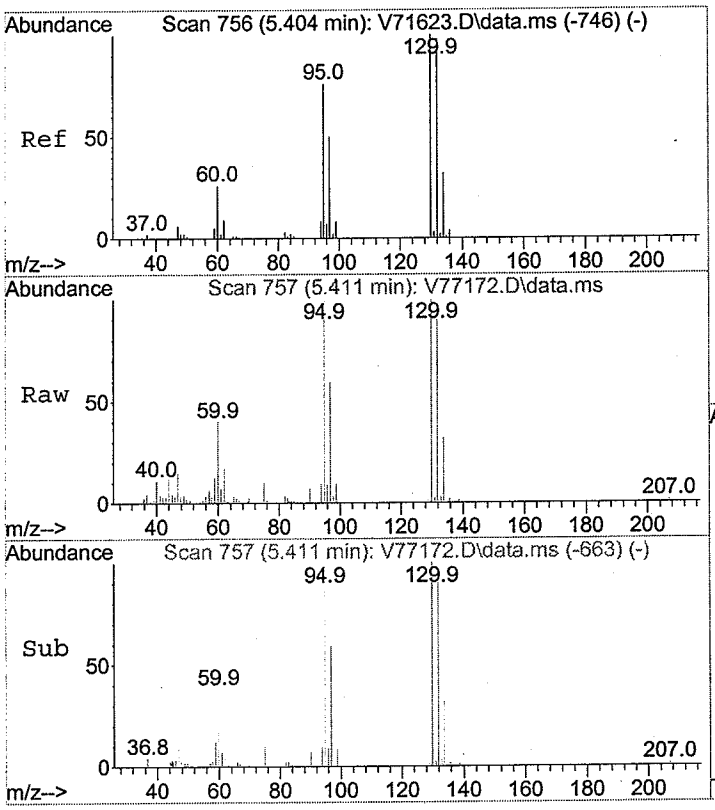

#33
Trichloroethene
Concen: 1.79 ug/L
RT: 5.411 min Scan# 757
Delta R.T. 0.004 min
Lab File: V77172.D
Acq: 30 Jul 2010 8:01 pm

Tgt Ion:130 Resp: 14711

Ion	Ratio	Lower	Upper
130	100		
95	101.8	58.9	98.9#
97	60.7	31.3	71.3
132	88.1	77.3	117.3

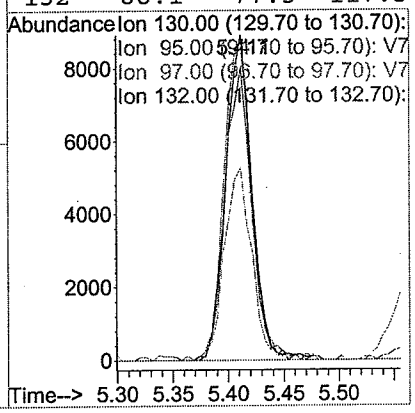

8/2 [illegible]

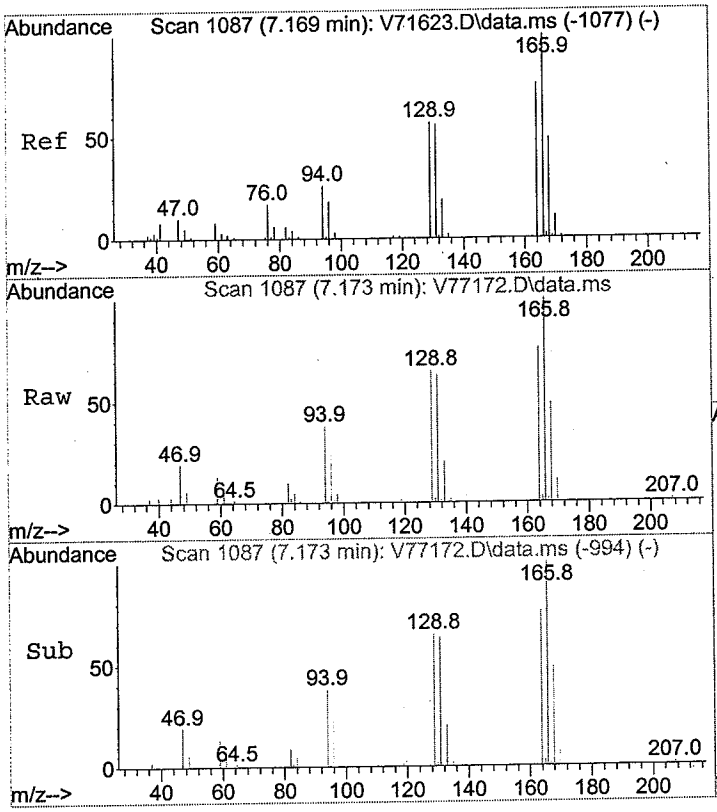

#50
Tetrachloroethene
Concen: 5.96 ug/L
RT: 7.173 min Scan# 1087
Delta R.T. -0.001 min
Lab File: V77172.D
Acq: 30 Jul 2010 8:01 pm

Tgt Ion:166 Resp: 59318

Ion	Ratio	Lower	Upper
166	100		
164	77.6	56.8	96.8
129	66.7	38.0	78.0

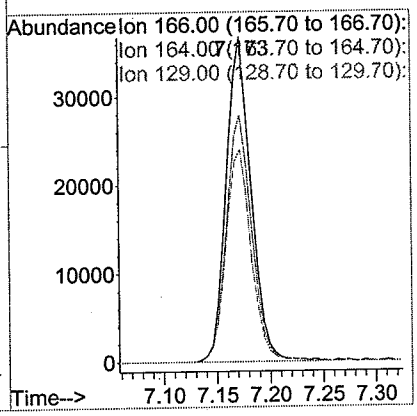

8/2 mm

PARADIGM
ENVIRONMENTAL SERVICES, INC. 179 Lake Avenue Rochester, New York 14608 (585) 647 - 2530 FAX (585) 647 - 3311

Volatile Analysis Report for Soils/Solids/Sludges

Client: Day Environmental

Client Job Site: 2308/2310 Monroe Ave.
Client Job Number: 4214S-09
Field Location: TCC-D10 (10.5')
Field ID Number: N/A
Sample Type: Soil

Lab Project Number: 10-3038A
Lab Sample Number: 10119
Date Sampled: 07/23/2010
Date Received: 07/26/2010
Date Analyzed: 08/02/2010

Halocarbons	Results in ug / Kg	Halocarbons	Results in ug / Kg
Bromodichloromethane	ND< 82.5	trans-1,2-Dichloroethene	ND< 82.5
Bromomethane	ND< 82.5	1,2-Dichloropropane	ND< 82.5
Bromoform	ND< 206	cis-1,3-Dichloropropene	ND< 82.5
Carbon Tetrachloride	ND< 206	trans-1,3-Dichloropropene	ND< 82.5
Chloroethane	ND< 82.5	Methylene chloride	ND< 206
Chloromethane	ND< 82.5	1,1,2,2-Tetrachloroethane	ND< 82.5
2-Chloroethyl vinyl Ether	ND< 412	Tetrachloroethene	7,990
Chloroform	ND< 82.5	1,1,1-Trichloroethane	ND< 82.5
Dibromochloromethane	ND< 82.5	1,1,2-Trichloroethane	ND< 82.5
1,1-Dichloroethane	ND< 82.5	Trichloroethene	340
1,2-Dichloroethane	ND< 82.5	Trichlorofluoromethane	ND< 82.5
1,1-Dichloroethene	ND< 82.5	Vinyl chloride	ND< 82.5
Chlorobenzene	ND< 82.5	1,3-Dichlorobenzene	ND< 206
1,2-Dichlorobenzene	ND< 206	1,4-Dichlorobenzene	ND< 82.5
cis-1,2-Dichloroethene	198		

ELAP Number 10958 Method: EPA 8260B Data File: V77186.D

Comments: ND denotes Non Detect
ug / Kg = microgram per Kilogram

Signature:
Bruce Hoogesteger: Technical Director

This report is part of a multipage document and should only be evaluated in its entirety. Chain of Custody provides additional information, including compliance with sample condition requirements upon receipt.

Quantitation Report (QT Reviewed)

Data File: C:\msdchem\1\DATA\080210\V77186.D
DataAcq Meth:8260RUN.M
Acq On : 2 Aug 2010 4:00 pm
Sample : SOIL #~~10119~~
Misc : Soil 0.151g
ALS Vial : 6 ~~Sample~~ Multiplier: 1

Operator: Bill Brew
Inst : Instrument #1

Quant Time: Aug 02 16:32:06 2010
Quant Method : C:\msdchem\1\METHODS\071910.M
Quant Title : 8260/624 Analysis
QLast Update : Mon Jul 19 17:58:22 2010
Response via : Initial Calibration
Integrator: RTE

Compound	R.T.	QIon	Response	Conc	Units	Dev(Min)
Internal Standards						
1) Fluorobenzene	5.073	96	1506962	50.00	ug/L	0.00
54) Chlorobenzene-d5	8.024	117	1319615	50.00	ug/L	0.00
75) 1,4-Dichlorobenzene-d4	10.559	152	725823	50.00	ug/L	0.00
System Monitoring Compounds						
26) Pentafluorobenzene	4.502	168	791994	50.85	ug/L	0.00
Spiked Amount 50.000	Range 69 - 125		Recovery	=	101.70%	
29) 1,2-Dichloroethane-d4	4.774	65	421898	46.28	ug/L	0.00
Spiked Amount 50.000	Range 64 - 123		Recovery	=	92.56%	
45) Toluene-D8	6.562	98	1611731	52.41	ug/L	0.00
Spiked Amount 50.000	Range 70 - 115		Recovery	=	104.82%	
64) 4-Bromofluorobenzene	9.278	95	695007	46.34	ug/L	0.00
Spiked Amount 50.000	Range 63 - 114		Recovery	=	92.68%	
Target Compounds						Qvalue
11) Acetone	2.650	43	40784	~~3.05~~	~~ug/L~~	98
14) Methylene chloride	3.007	84	13492	~~Below Cal~~	<5	88
22) 2-Butanone	4.080	72	518	~~0.53~~	~~ug/L #~~	70
23) cis-1,2-Dichloroethene	4.064	96	44393	4.80	ug/L	92
33) Trichloroethene	5.409	130	70342	8.25	ug/L #	85
48) 1,1,2-Trichloroethane	7.170	97	12218	~~1.62~~	~~ug/L #~~	1
50) Tetrachloroethene	7.170	166	1999717	193.78	ug/L	95
86) Cyclohexane	4.502	56	12959	~~0.85~~	~~ug/L #~~	24

8/2 MB

(#) = qualifier out of range (m) = manual integration (+) = signals summed

Data File: C:\msdchem\1\DATA\080210\V77186.D
DataAcq Meth:8260RUN.M
Acq On : 2 Aug 2010 4:00 pm
Sample : SOIL #10119
Misc : Soil 0.151g
ALS Vial : 6 Sample Multiplier: 1

Operator: Bill Brew
Inst : Instrument #1

Quant Time: Aug 02 16:32:06 2010
Quant Method : C:\msdchem\1\METHODS\071910.M
Quant Title : 8260/624 Analysis
QLast Update : Mon Jul 19 17:58:22 2010
Response via : Initial Calibration
Integrator: RTE

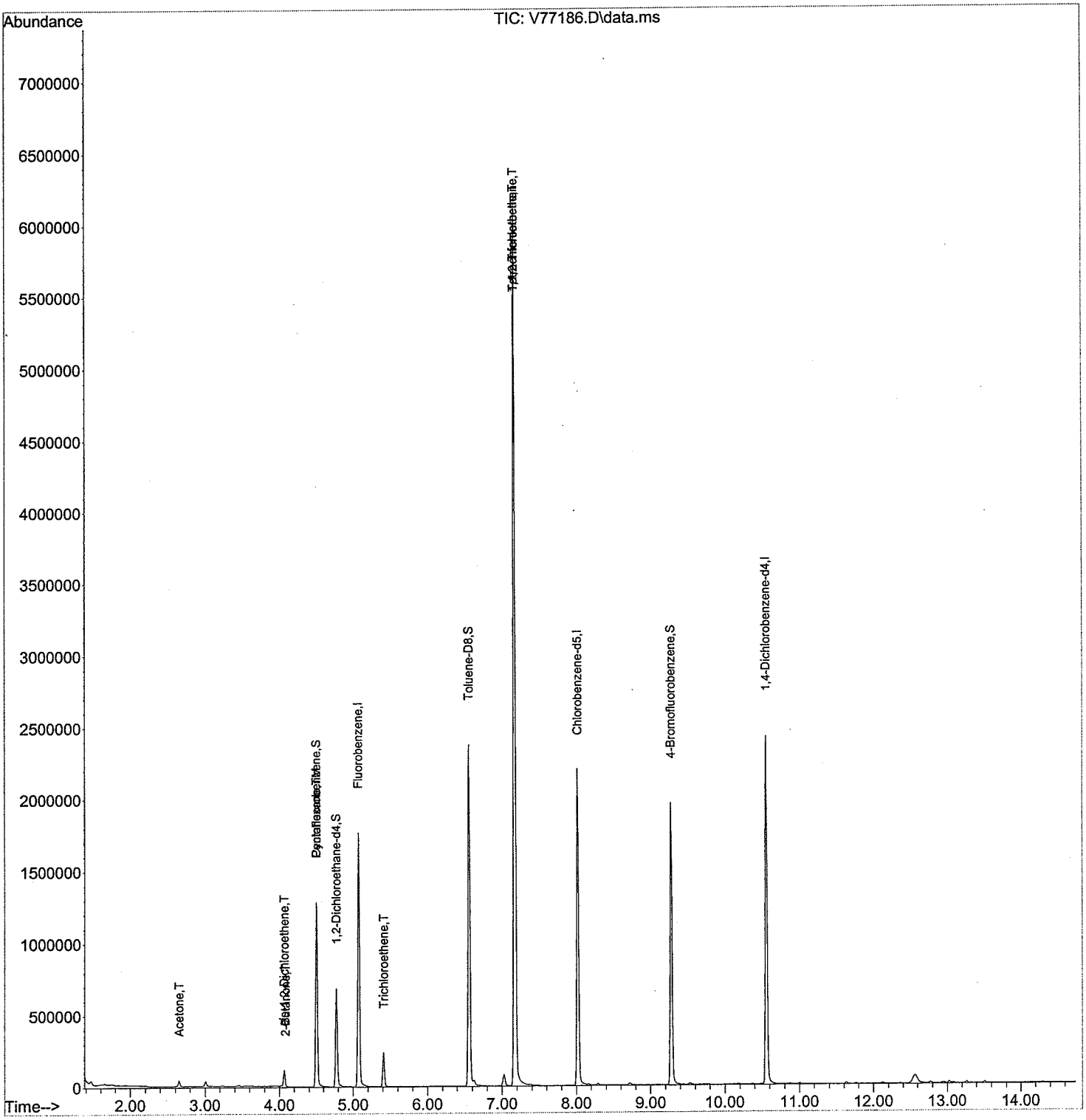

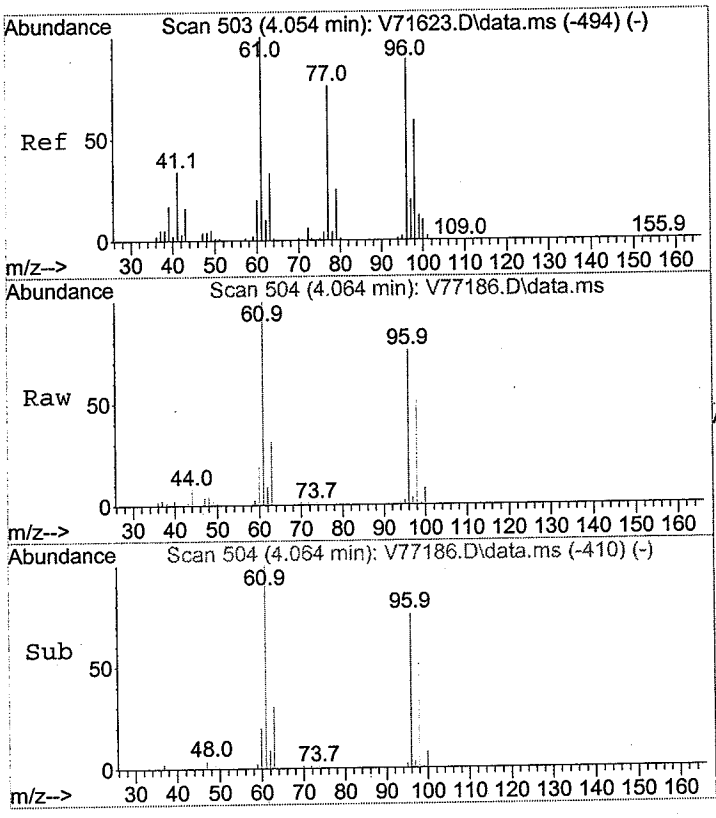

#23
cis-1,2-Dichloroethene
Concen: 4.80 ug/L
RT: 4.064 min Scan# 504
Delta R.T. 0.002 min
Lab File: V77186.D
Acq: 2 Aug 2010 4:00 pm

Tgt Ion: 96 Resp: 44393

Ion	Ratio	Lower	Upper
96	100		
61	127.0	93.6	133.6
98	66.7	46.1	86.1

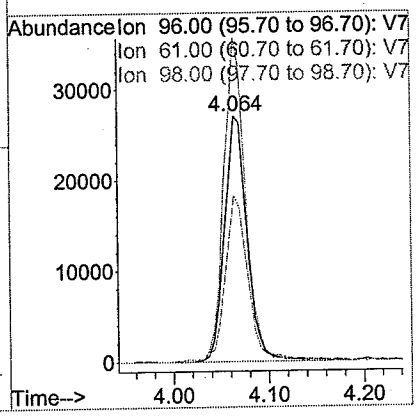

8/2 BB

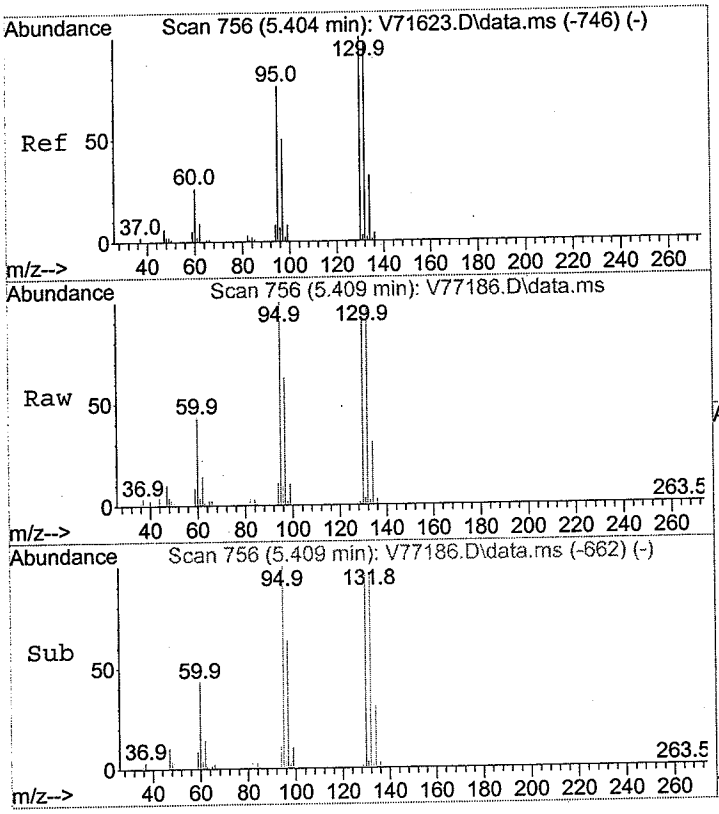

#33
Trichloroethene
Concen: 8.25 ug/L
RT: 5.409 min Scan# 756
Delta R.T. 0.002 min
Lab File: V77186.D
Acq: 2 Aug 2010 4:00 pm

Tgt Ion:130 Resp: 70342

Ion	Ratio	Lower	Upper
130	100		
95	103.6	58.9	98.9#
97	68.7	31.3	71.3
132	97.1	77.3	117.3

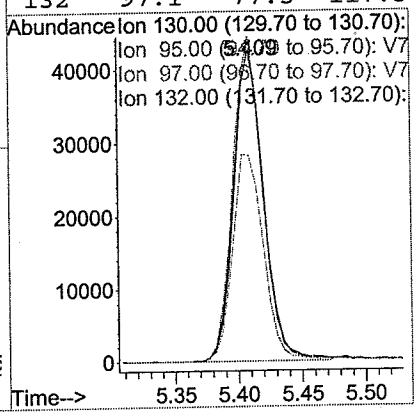

8/2 pm

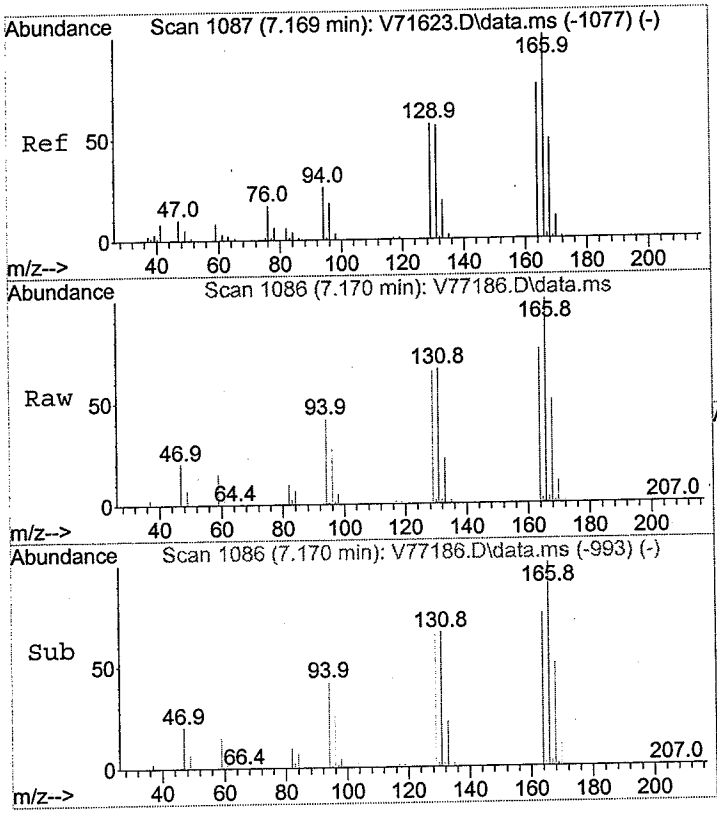

#50
Tetrachloroethene
Concen: 193.78 ug/L
RT: 7.170 min Scan# 1086
Delta R.T. -0.004 min
Lab File: V77186.D
Acq: 2 Aug 2010 4:00 pm

Tgt Ion:166 Resp: 1999717

Ion	Ratio	Lower	Upper
166	100		
164	76.1	56.8	96.8
129	65.5	38.0	78.0

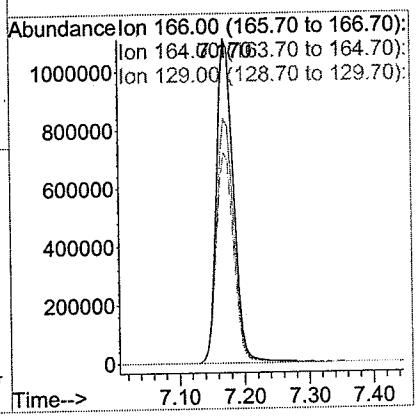

8/2 AB

PARADIGM
ENVIRONMENTAL SERVICES, INC. 179 Lake Avenue Rochester, New York 14608 (585) 647 - 2530 FAX (585) 647 - 3311

Volatile Analysis Report for Soils/Solids/Sludges

Client: Day Environmental

Client Job Site: 2308/2310 Monroe Ave.
Client Job Number: 4214S-09
Field Location: TCC-D10 (17.9')
Field ID Number: N/A
Sample Type: Soil

Lab Project Number: 10-3038A
Lab Sample Number: 10120
Date Sampled: 07/23/2010
Date Received: 07/26/2010
Date Analyzed: 07/30/2010

Halocarbons	Results in ug / Kg	Halocarbons	Results in ug / Kg
Bromodichloromethane	ND< 3.94	trans-1,2-Dichloroethene	ND< 3.94
Bromomethane	ND< 3.94	1,2-Dichloropropane	ND< 3.94
Bromoform	ND< 9.85	cis-1,3-Dichloropropene	ND< 3.94
Carbon Tetrachloride	ND< 9.85	trans-1,3-Dichloropropene	ND< 3.94
Chloroethane	ND< 3.94	Methylene chloride	ND< 9.85
Chloromethane	ND< 3.94	1,1,2,2-Tetrachloroethane	ND< 3.94
2-Chloroethyl vinyl Ether	ND< 19.7	Tetrachloroethene	105
Chloroform	ND< 3.94	1,1,1-Trichloroethane	ND< 3.94
Dibromochloromethane	ND< 3.94	1,1,2-Trichloroethane	ND< 3.94
1,1-Dichloroethane	ND< 3.94	Trichloroethene	7.31
1,2-Dichloroethane	ND< 3.94	Trichlorofluoromethane	ND< 3.94
1,1-Dichloroethene	ND< 3.94	Vinyl chloride	ND< 3.94
Chlorobenzene	ND< 3.94	1,3-Dichlorobenzene	ND< 9.85
1,2-Dichlorobenzene	ND< 9.85	1,4-Dichlorobenzene	ND< 3.94
cis-1,2-Dichloroethene	ND< 3.94		

ELAP Number 10958 Method: EPA 8260B Data File: V77174.D

Comments: ND denotes Non Detect
ug / Kg = microgram per Kilogram

Signature:
Bruce Hoogesteger: Technical Director

This report is part of a multipage document and should only be evaluated in its entirety. Chain of Custody provides additional information, including compliance with sample condition requirements upon receipt.

Quantitation Report (Not Reviewed)

Data File: C:\msdchem\1\DATA\073010\V77174.D
DataAcq Meth:8260RUN.M
Acq On : 30 Jul 2010 8:50 pm
Sample : SOIL #10120
Misc : Soil 2.75g
ALS Vial : 20 Sample Multiplier: 1

Operator: Bill Brew
Inst : Instrument #1

Quant Time: Aug 02 07:05:02 2010
Quant Method : C:\msdchem\1\METHODS\071910.M
Quant Title : 8260/624 Analysis
QLast Update : Mon Jul 19 17:58:22 2010
Response via : Initial Calibration
Integrator: RTE

Compound	R.T.	QIon	Response	Conc Units	Dev(Min)
Internal Standards					
1) Fluorobenzene	5.076	96	1386125	50.00 ug/L	0.00
54) Chlorobenzene-d5	8.022	117	1117665	50.00 ug/L	0.00
75) 1,4-Dichlorobenzene-d4	10.557	152	553805	50.00 ug/L	0.00
System Monitoring Compounds					
26) Pentafluorobenzene	4.505	168	718216	50.13 ug/L	0.00
Spiked Amount 50.000	Range 69 - 125		Recovery	= 100.26%	
29) 1,2-Dichloroethane-d4	4.777	65	372212	44.39 ug/L	0.00
Spiked Amount 50.000	Range 64 - 123		Recovery	= 88.78%	
45) Toluene-D8	6.560	98	1409409	49.82 ug/L	0.00
Spiked Amount 50.000	Range 70 - 115		Recovery	= 99.64%	
64) 4-Bromofluorobenzene	9.276	95	614957	48.42 ug/L	0.00
Spiked Amount 50.000	Range 63 - 114		Recovery	= 96.84%	
Target Compounds					Qvalue
11) Acetone	2.648	43	109452	32.51 ug/L	99
12) Carbon disulfide	2.808	76	20835	1.13 ug/L	97
13) Methyl acetate	3.021	43	5542	1.28 ug/L #	54
14) Methylene chloride	3.005	84	18294	Below Cal	87
22) 2-Butanone	4.073	72	803	0.89 ug/L #	3
23) cis-1,2-Dichloroethene	4.073	96	7991	0.94 ug/L	91
33) Trichloroethene	5.412	130	29113	3.71 ug/L #	83
34) Methylcyclohexane	5.594	83	12702	0.89 ug/L	83
46) Toluene	6.624	91	63614	1.72 ug/L	98
50) Tetrachloroethene	7.168	166	505417	53.25 ug/L	93
57) Ethylbenzene	8.166	91	48496	1.18 ug/L	92
58) m,p-Xylene	8.289	106	100676	6.08 ug/L	87
59) o-Xylene	8.710	106	21473	1.31 ug/L #	77
70) 1,3,5-Trimethylbenzene	9.762	105	29021	0.90 ug/L	92
72) 1,2,4-Trimethylbenzene	10.178	105	62471	1.82 ug/L	91

(#) = qualifier out of range (m) = manual integration (+) = signals summed

Data File: C:\msdchem\1\DATA\073010\V77174.D
DataAcq Meth:8260RUN.M
Acq On : 30 Jul 2010 8:50 pm
Sample : SOIL #10120
Misc : Soil 2.75g
ALS Vial : 20 Sample Multiplier: 1

Operator: Bill Brew
Inst : Instrument #1

Quant Time: Aug 02 07:05:02 2010
Quant Method : C:\msdchem\1\METHODS\071910.M
Quant Title : 8260/624 Analysis
QLast Update : Mon Jul 19 17:58:22 2010
Response via : Initial Calibration
Integrator: RTE

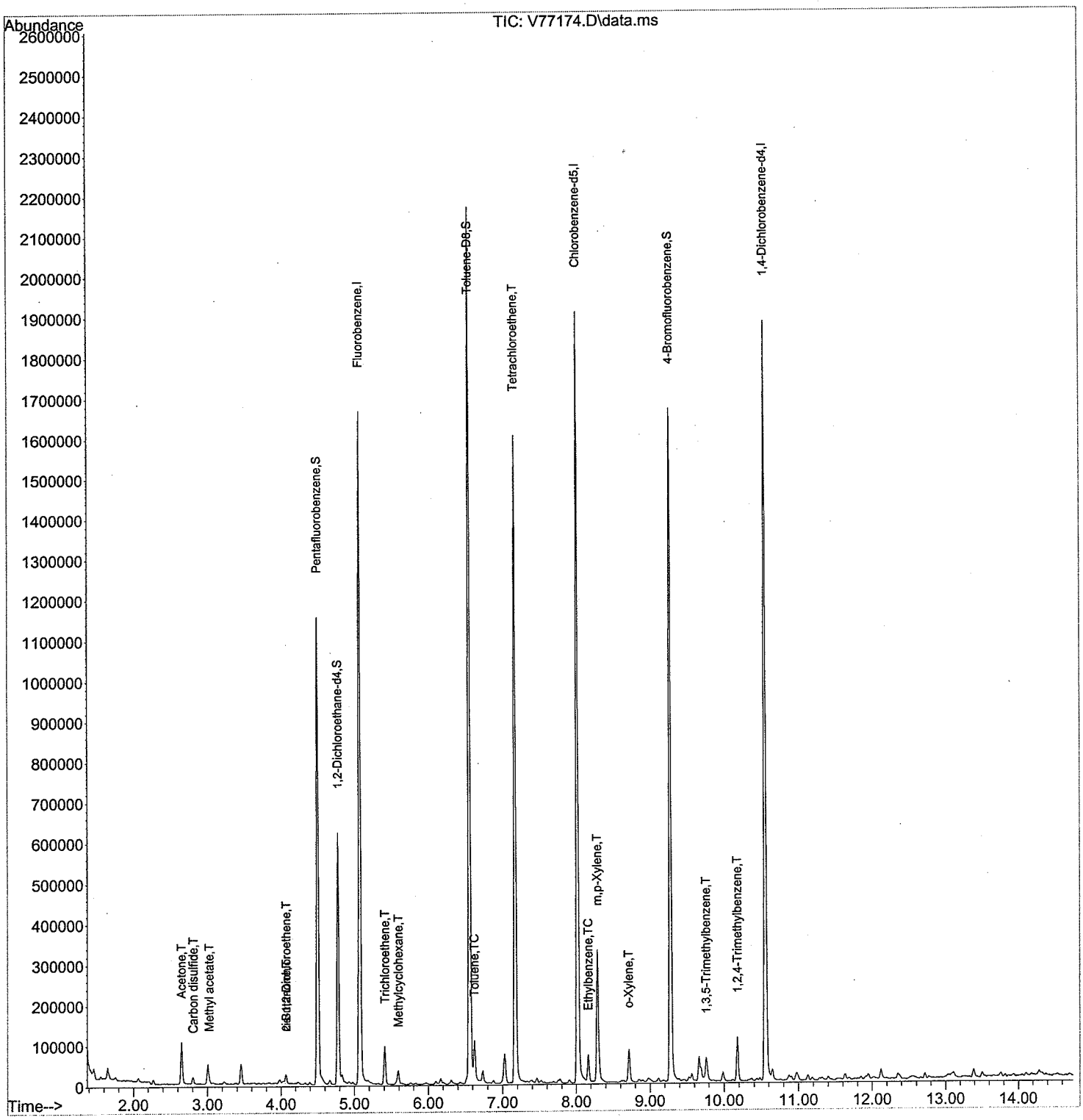

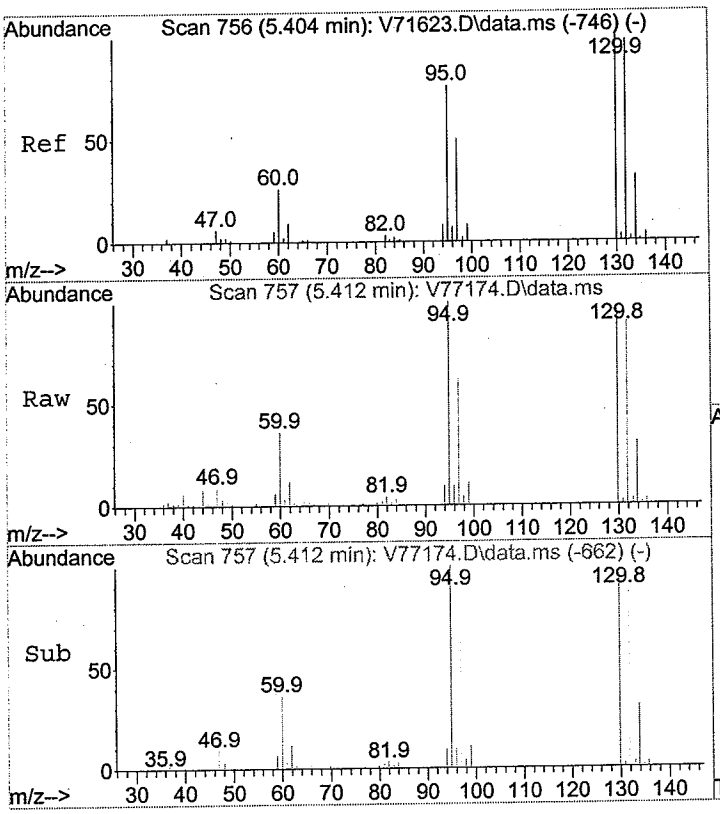

#33
Trichloroethene
Concen: 3.71 ug/L
RT: 5.412 min Scan# 757
Delta R.T. 0.005 min
Lab File: V77174.D
Acq: 30 Jul 2010 8:50 pm

Tgt Ion:130 Resp: 29113

Ion	Ratio	Lower	Upper
130	100		
95	106.2	58.9	98.9#
97	65.4	31.3	71.3
132	93.9	77.3	117.3

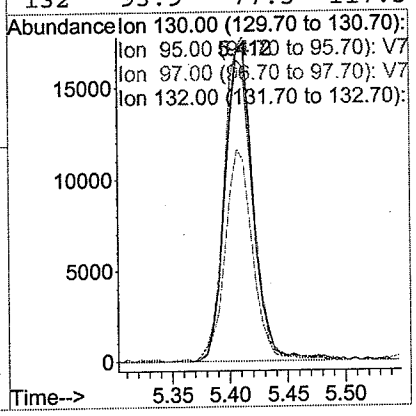

8/2 mb

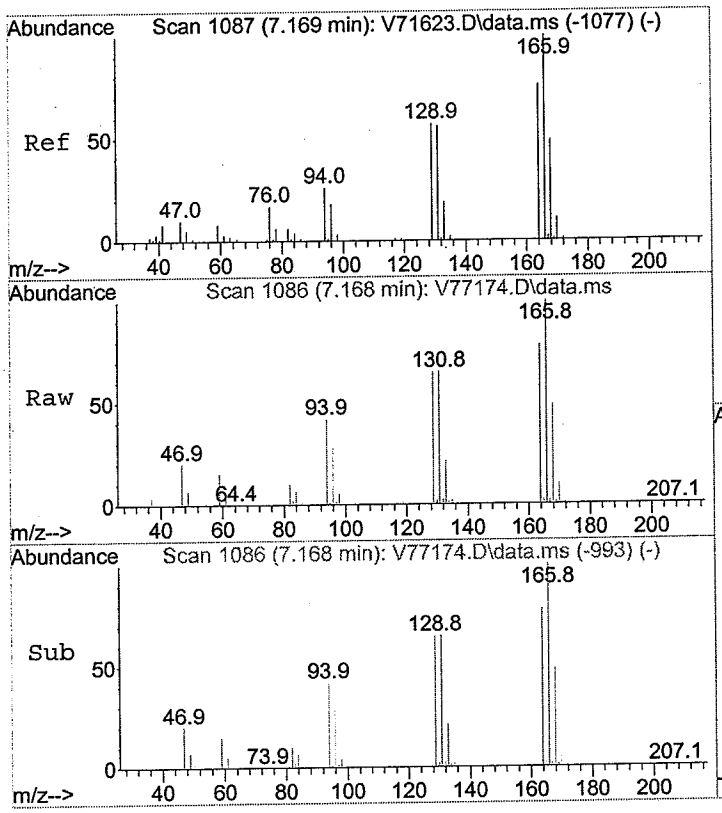

#50
Tetrachloroethene
Concen: 53.25 ug/L
RT: 7.168 min Scan# 1086
Delta R.T. -0.006 min
Lab File: V77174.D
Acq: 30 Jul 2010 8:50 pm

Tgt Ion:166 Resp: 505417

Ion	Ratio	Lower	Upper
166	100		
164	78.4	56.8	96.8
129	67.8	38.0	78.0

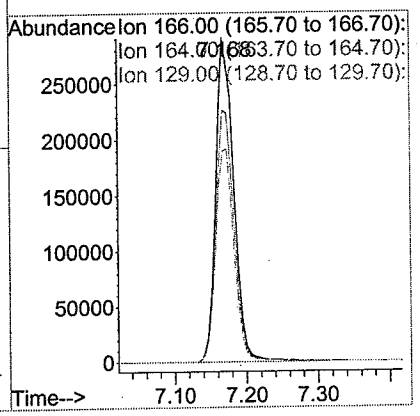

8/2 pm

PARADIGM
ENVIRONMENTAL SERVICES, INC. 179 Lake Avenue Rochester, New York 14608 (585) 647 - 2530 FAX (585) 647 - 3311

Volatile Analysis Report for Soils/Solids/Sludges

Client: Day Environmental

Client Job Site: 2308/2310 Monroe Ave.
Client Job Number: 4214S-09
Field Location: TCC-D11 (12.0')
Field ID Number: N/A
Sample Type: Soil

Lab Project Number: 10-3038A
Lab Sample Number: 10121
Date Sampled: 07/23/2010
Date Received: 07/26/2010
Date Analyzed: 07/30/2010

Halocarbons	Results in ug / Kg	Halocarbons	Results in ug / Kg
Bromodichloromethane	ND< 4.40	trans-1,2-Dichloroethene	ND< 4.40
Bromomethane	ND< 4.40	1,2-Dichloropropane	ND< 4.40
Bromoform	ND< 11.0	cis-1,3-Dichloropropene	ND< 4.40
Carbon Tetrachloride	ND< 11.0	trans-1,3-Dichloropropene	ND< 4.40
Chloroethane	ND< 4.40	Methylene chloride	ND< 11.0
Chloromethane	ND< 4.40	1,1,2,2-Tetrachloroethane	ND< 4.40
2-Chloroethyl vinyl Ether	ND< 22.0	Tetrachloroethene	6.68
Chloroform	ND< 4.40	1,1,1-Trichloroethane	ND< 4.40
Dibromochloromethane	ND< 4.40	1,1,2-Trichloroethane	ND< 4.40
1,1-Dichloroethane	ND< 4.40	Trichloroethene	ND< 4.40
1,2-Dichloroethane	ND< 4.40	Trichlorofluoromethane	ND< 4.40
1,1-Dichloroethene	ND< 4.40	Vinyl chloride	ND< 4.40
Chlorobenzene	ND< 4.40	1,3-Dichlorobenzene	ND< 11.0
1,2-Dichlorobenzene	ND< 11.0	1,4-Dichlorobenzene	ND< 4.40
cis-1,2-Dichloroethene	ND< 4.40		

ELAP Number 10958 Method: EPA 8260B Data File: V77175.D

Comments: ND denotes Non Detect
ug / Kg = microgram per Kilogram

Signature:
Bruce Hoogesteger: Technical Director

This report is part of a multipage document and should only be evaluated in its entirety. Chain of Custody provides additional information, including compliance with sample condition requirements upon receipt.

Quantitation Report (Not Reviewed)

Data File: C:\msdchem\1\DATA\073010\V77175.D
DataAcq Meth:8260RUN.M
Acq On : 30 Jul 2010 9:14 pm
Sample : SOIL #10121
Misc : Soil 2.89g
ALS Vial : 21 Sample Multiplier: 1

Operator: Bill Brew
Inst : Instrument #1

Quant Time: Aug 02 07:05:06 2010
Quant Method : C:\msdchem\1\METHODS\071910.M
Quant Title : 8260/624 Analysis
QLast Update : Mon Jul 19 17:58:22 2010
Response via : Initial Calibration
Integrator: RTE

Compound	R.T.	QIon	Response	Conc Units	Dev(Min)
Internal Standards					
1) Fluorobenzene	5.075	96	1427039	50.00 ug/L	0.00
54) Chlorobenzene-d5	8.021	117	1175464	50.00 ug/L	0.00
75) 1,4-Dichlorobenzene-d4	10.561	152	641686	50.00 ug/L	0.00
System Monitoring Compounds					
26) Pentafluorobenzene	4.504	168	720247	48.83 ug/L	0.00
Spiked Amount 50.000	Range 69 - 125		Recovery	= 97.66%	
29) 1,2-Dichloroethane-d4	4.776	65	371605	43.05 ug/L	0.00
Spiked Amount 50.000	Range 64 - 123		Recovery	= 86.10%	
45) Toluene-D8	6.559	98	1406862	48.31 ug/L	0.00
Spiked Amount 50.000	Range 70 - 115		Recovery	= 96.62%	
64) 4-Bromofluorobenzene	9.280	95	615227	46.06 ug/L	0.00
Spiked Amount 50.000	Range 63 - 114		Recovery	= 92.12%	
Target Compounds					Qvalue
4) Vinyl chloride	1.670	62	6473	0.66 ug/L <2	98
11) Acetone	2.652	43	16403	Below Cal <10	100
14) Methylene chloride	3.004	84	7530	Below Cal <5	90
46) Toluene	6.628	91	19215	0.50 ug/L <2	94
50) Tetrachloroethene	7.172	166	29702	3.04 ug/L	93

8/2 MB

(#) = qualifier out of range (m) = manual integration (+) = signals summed

Quantitation Report (Not Reviewed)

Data File: C:\msdchem\1\DATA\073010\V77175.D
DataAcq Meth:8260RUN.M
Acq On : 30 Jul 2010 9:14 pm
Sample : SOIL #10121
Misc : Soil 2.89g
ALS Vial : 21 Sample Multiplier: 1

Operator: Bill Brew
Inst : Instrument #1

Quant Time: Aug 02 07:05:06 2010
Quant Method : C:\msdchem\1\METHODS\071910.M
Quant Title : 8260/624 Analysis
QLast Update : Mon Jul 19 17:58:22 2010
Response via : Initial Calibration
Integrator: RTE

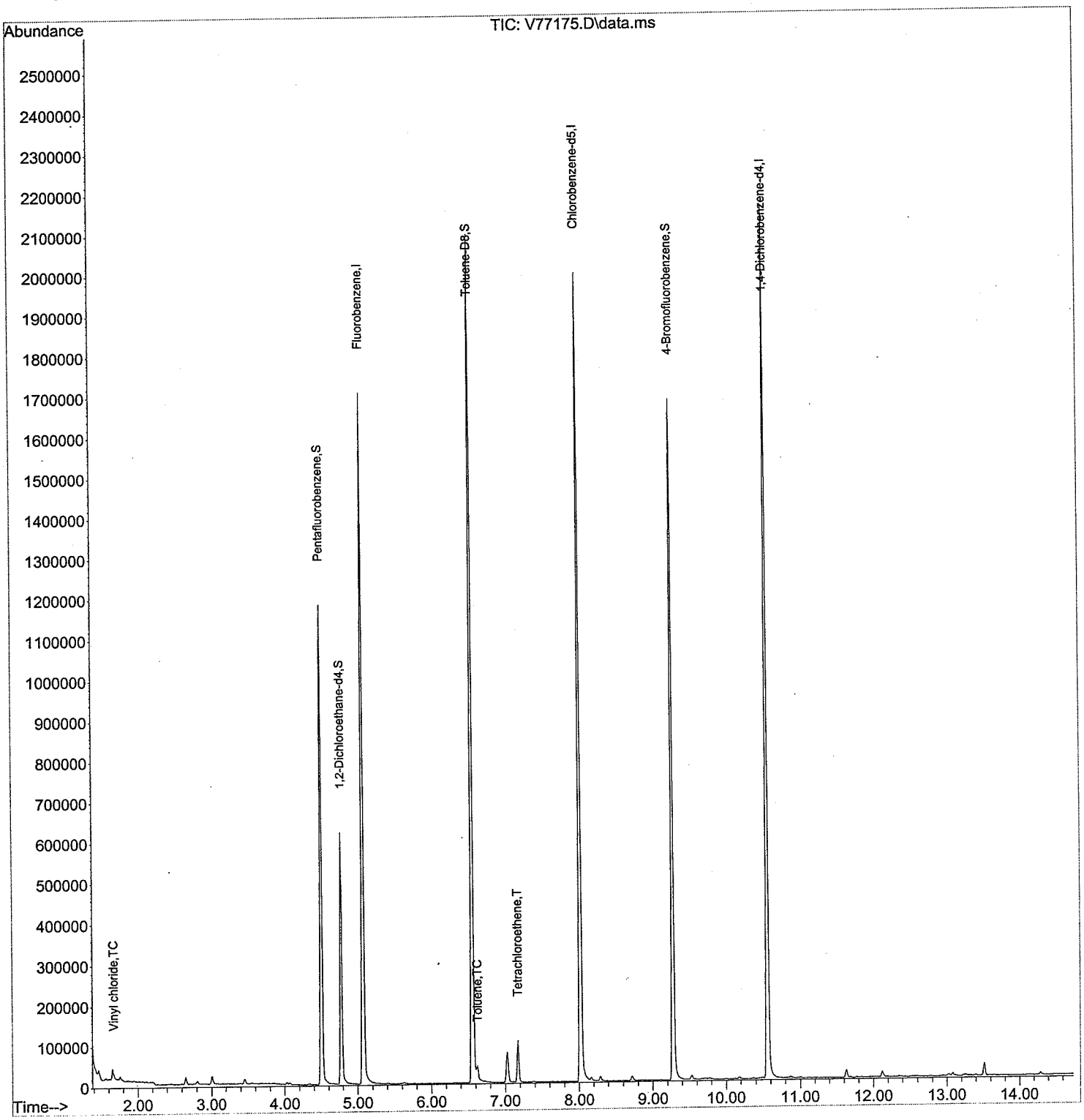

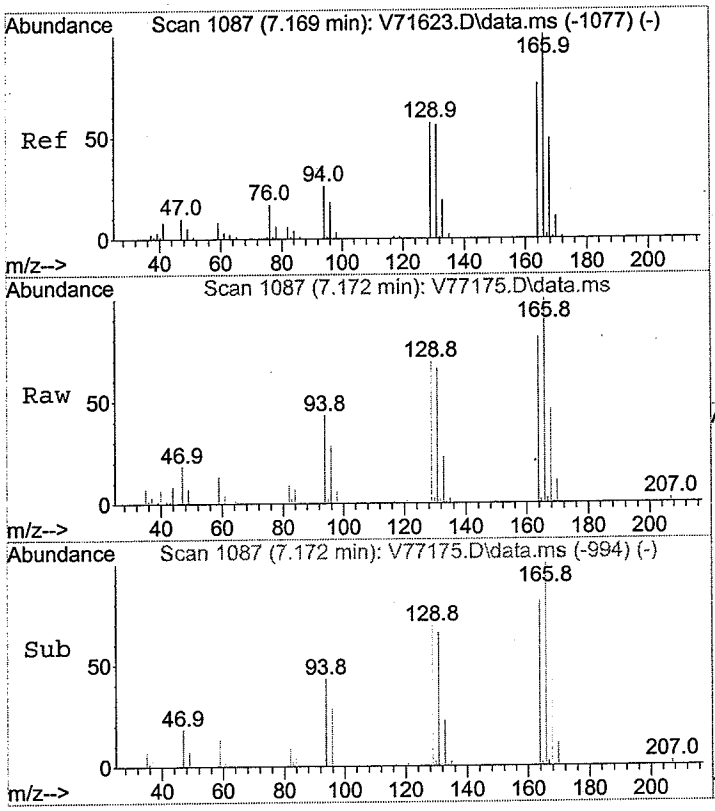

#50
Tetrachloroethene
Concen: 3.04 ug/L
RT: 7.172 min Scan# 1087
Delta R.T. -0.001 min
Lab File: V77175.D
Acq: 30 Jul 2010 9:14 pm

Tgt Ion:166 Resp: 29702

Ion	Ratio	Lower	Upper
166	100		
164	78.5	56.8	96.8
129	68.5	38.0	78.0

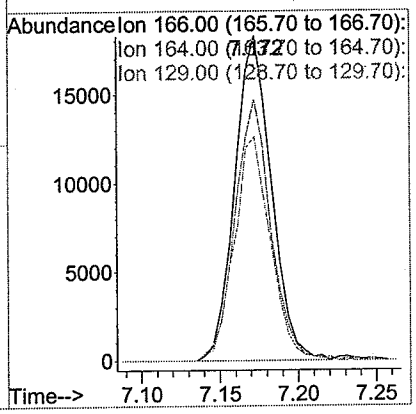

8/2 AM

PARADIGM
ENVIRONMENTAL SERVICES, INC. 179 Lake Avenue Rochester, New York 14608 (585) 647 - 2530 FAX (585) 647 - 3311

Volatile Analysis Report for Soils/Solids/Sludges

Client: Day Environmental

Client Job Site: 2308/2310 Monroe Ave.
Client Job Number: 4214S-09
Field Location: TCC-D11 (17.7')
Field ID Number: N/A
Sample Type: Soil

Lab Project Number: 10-3038A
Lab Sample Number: 10122
Date Sampled: 07/23/2010
Date Received: 07/26/2010
Date Analyzed: 07/30/2010

Halocarbons	Results in ug / Kg	Halocarbons	Results in ug / Kg
Bromodichloromethane	ND< 3.52	trans-1,2-Dichloroethene	ND< 3.52
Bromomethane	ND< 3.52	1,2-Dichloropropane	ND< 3.52
Bromoform	ND< 8.81	cis-1,3-Dichloropropene	ND< 3.52
Carbon Tetrachloride	ND< 8.81	trans-1,3-Dichloropropene	ND< 3.52
Chloroethane	ND< 3.52	Methylene chloride	ND< 8.81
Chloromethane	ND< 3.52	1,1,2,2-Tetrachloroethane	ND< 3.52
2-Chloroethyl vinyl Ether	ND< 17.6	Tetrachloroethene	142
Chloroform	ND< 3.52	1,1,1-Trichloroethane	ND< 3.52
Dibromochloromethane	ND< 3.52	1,1,2-Trichloroethane	ND< 3.52
1,1-Dichloroethane	ND< 3.52	Trichloroethene	9.90
1,2-Dichloroethane	ND< 3.52	Trichlorofluoromethane	ND< 3.52
1,1-Dichloroethene	ND< 3.52	Vinyl chloride	ND< 3.52
Chlorobenzene	ND< 3.52	1,3-Dichlorobenzene	ND< 8.81
1,2-Dichlorobenzene	ND< 8.81	1,4-Dichlorobenzene	ND< 3.52
cis-1,2-Dichloroethene	J 2.30		

ELAP Number 10958 Method: EPA 8260B Data File: V77176.D

Comments: ND denotes Non Detect
ug / Kg = microgram per Kilogram

Signature:
Bruce Hoogesteger: Technical Director

This report is part of a multipage document and should only be evaluated in its entirety. Chain of Custody provides additional information, including compliance with sample condition requirements upon receipt.

Quantitation Report (Not Reviewed)

Data File: C:\msdchem\1\DATA\073010\V77176.D
DataAcq Meth:8260RUN.M
Acq On : 30 Jul 2010 9:38 pm
Sample : SOIL #10122
Misc : Soil 3.06g
ALS Vial : 22 Sample Multiplier: 1

Operator: Bill Brew
Inst : Instrument #1

Quant Time: Aug 02 07:05:11 2010
Quant Method : C:\msdchem\1\METHODS\071910.M
Quant Title : 8260/624 Analysis
QLast Update : Mon Jul 19 17:58:22 2010
Response via : Initial Calibration
Integrator: RTE

Compound	R.T.	QIon	Response	Conc Units	Dev(Min)
Internal Standards					
1) Fluorobenzene	5.075	96	1380383	50.00 ug/L	0.00
54) Chlorobenzene-d5	8.021	117	1129174	50.00 ug/L	0.00
75) 1,4-Dichlorobenzene-d4	10.561	152	577248	50.00 ug/L	0.00
System Monitoring Compounds					
26) Pentafluorobenzene	4.504	168	711431	49.87 ug/L	0.00
Spiked Amount 50.000	Range 69 - 125		Recovery = 99.74%		
29) 1,2-Dichloroethane-d4	4.776	65	374474	44.85 ug/L	0.00
Spiked Amount 50.000	Range 64 - 123		Recovery = 89.70%		
45) Toluene-D8	6.564	98	1378179	48.92 ug/L	0.00
Spiked Amount 50.000	Range 70 - 115		Recovery = 97.84%		
64) 4-Bromofluorobenzene	9.275	95	589704	45.95 ug/L	0.00
Spiked Amount 50.000	Range 63 - 114		Recovery = 91.90%		
Target Compounds					Qvalue
11) Acetone	2.652	43	95911	27.25 ug/L	97
12) Carbon disulfide	2.807	76	20196	1.10 ug/L	100
13) Methyl acetate	3.026	43	59064	13.71 ug/L #	52
14) Methylene chloride	3.004	84	19742	Below Cal <5	84
22) 2-Butanone	4.077	72	1318	1.46 ug/L #<10	48
23) cis-1,2-Dichloroethene	4.066	96	11052	1.30 ug/L	92
31) Benzene	4.835	78	54296	1.70 ug/L	93
33) Trichloroethene	5.406	130	43896	5.62 ug/L #	83
34) Methylcyclohexane	5.593	83	76243	5.37 ug/L	81
46) Toluene	6.628	91	195000	5.32 ug/L	99
48) 1,1,2-Trichloroethane	6.991	97	8101	1.17 ug/L #	21
50) Tetrachloroethene	7.172	166	762210	80.63 ug/L	94
52) Dibromochloromethane	7.172	129	510345	75.23 ug/L #	20
57) Ethylbenzene	8.165	91	61859	1.49 ug/L	92
58) m,p-Xylene	8.288	106	150831	9.04 ug/L #	83
59) o-Xylene	8.715	106	36457	2.19 ug/L #	83
70) 1,3,5-Trimethylbenzene	9.766	105	50109	1.54 ug/L	91
72) 1,2,4-Trimethylbenzene	10.177	105	101408	2.93 ug/L	91
86) Cyclohexane	4.504	56	19137	1.58 ug/L	87

J

8/2 MS

(#) = qualifier out of range (m) = manual integration (+) = signals summed

Data File: C:\msdchem\1\DATA\073010\V77176.D
DataAcq Meth:8260RUN.M
Acq On : 30 Jul 2010 9:38 pm
Sample : SOIL #10122
Misc : Soil 3.06g
ALS Vial : 22 Sample Multiplier: 1

Operator: Bill Brew
Inst : Instrument #1

Quant Time: Aug 02 07:05:11 2010
Quant Method : C:\msdchem\1\METHODS\071910.M
Quant Title : 8260/624 Analysis
QLast Update : Mon Jul 19 17:58:22 2010
Response via : Initial Calibration
Integrator: RTE

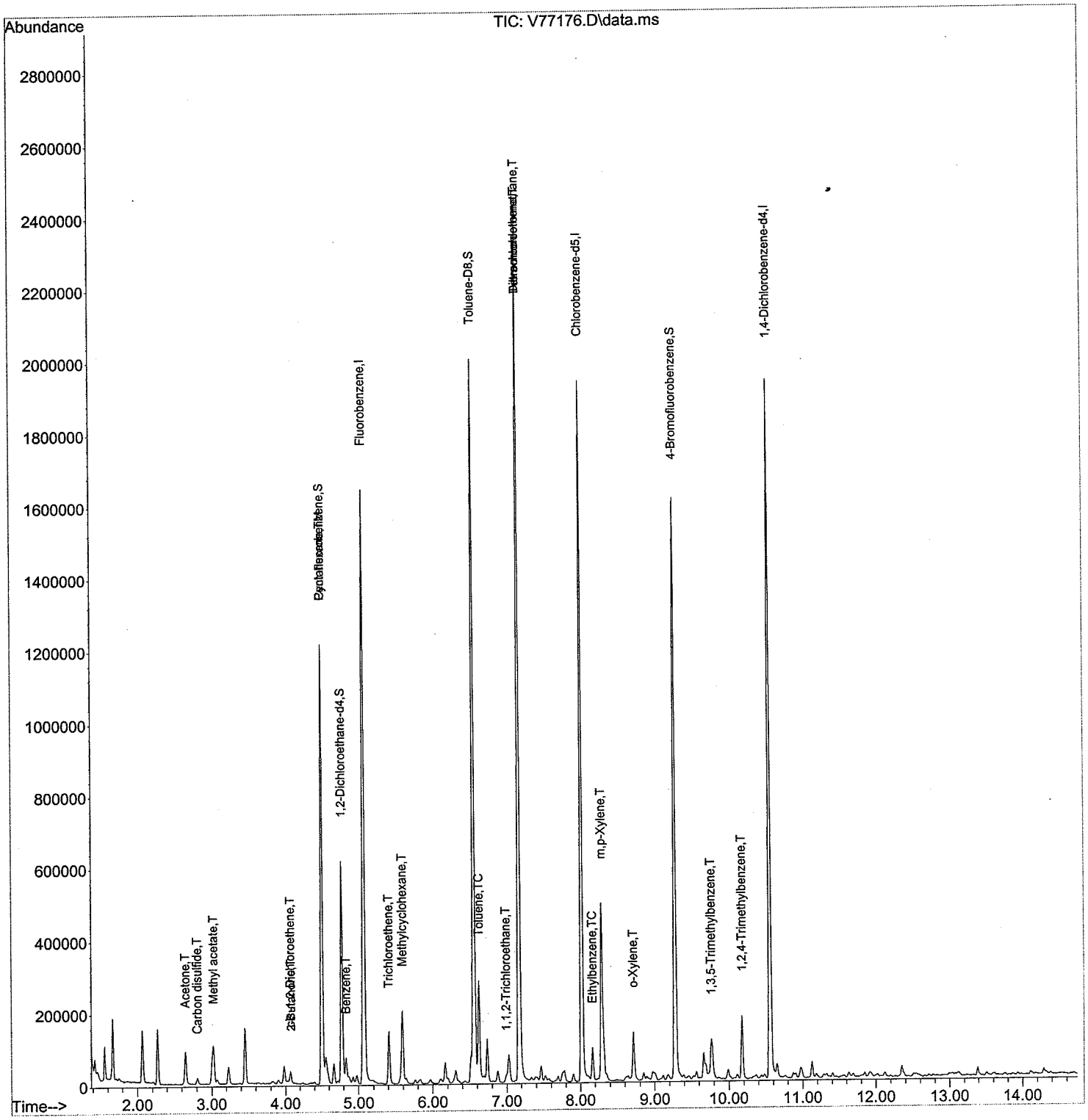

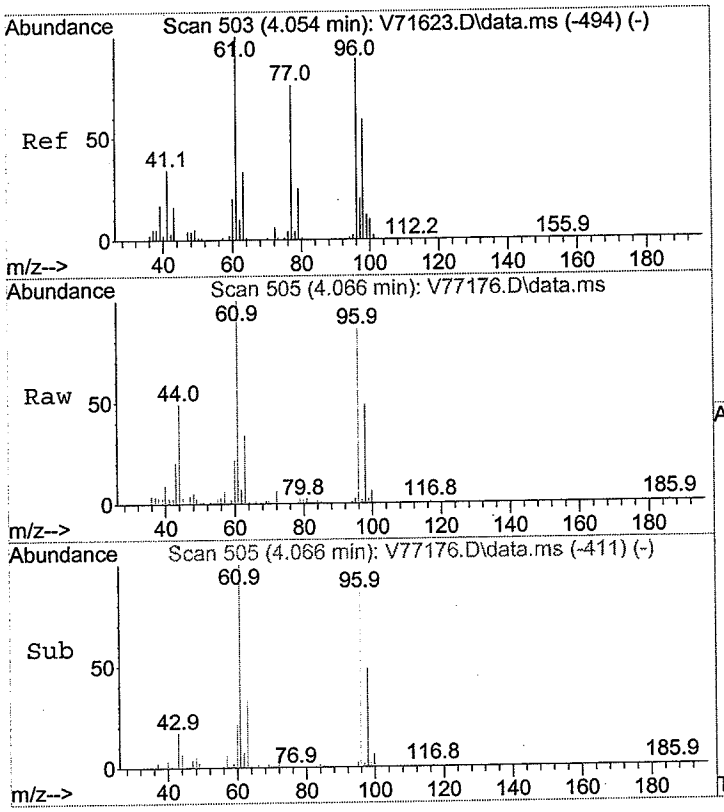

#23
cis-1,2-Dichloroethene
Concen: 1.30 ug/L
RT: 4.066 min Scan# 505
Delta R.T. 0.004 min
Lab File: V77176.D
Acq: 30 Jul 2010 9:38 pm

Tgt Ion: 96 Resp: 11052

Ion	Ratio	Lower	Upper
96	100		
61	127.0	93.6	133.6
98	66.9	46.1	86.1

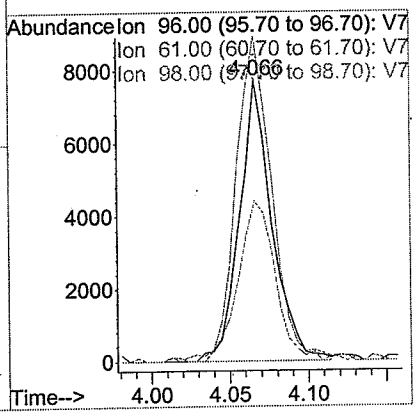

8/2 BB

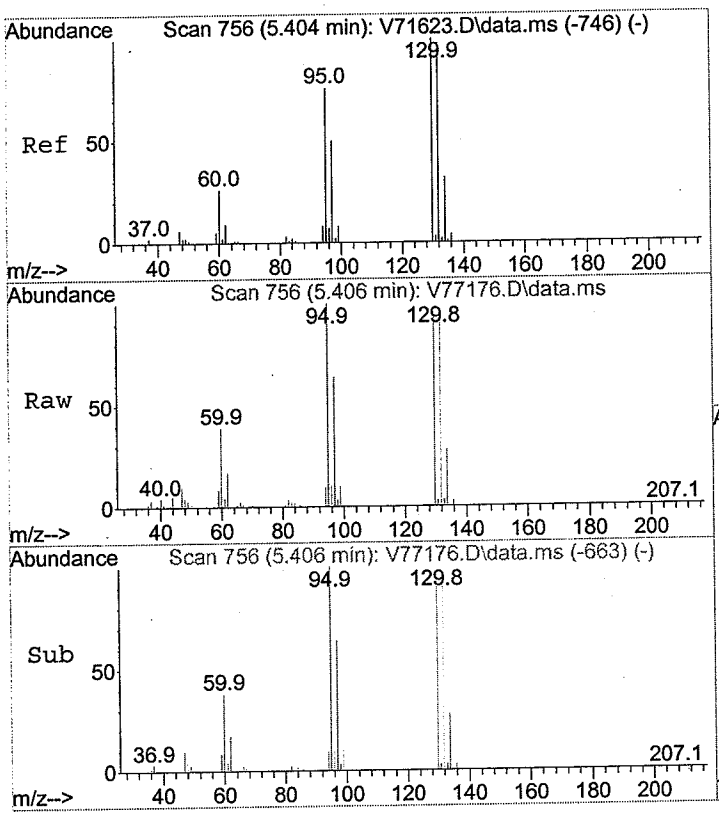

#33
Trichloroethene
Concen: 5.62 ug/L
RT: 5.406 min Scan# 756
Delta R.T. -0.002 min
Lab File: V77176.D
Acq: 30 Jul 2010 9:38 pm

Tgt Ion:130 Resp: 43896

Ion	Ratio	Lower	Upper
130	100		
95	105.9	58.9	98.9#
97	68.5	31.3	71.3
132	98.1	77.3	117.3

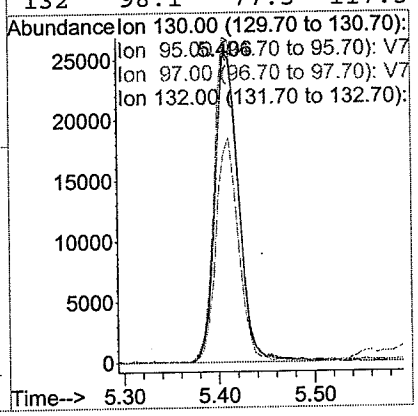

8/2 pm

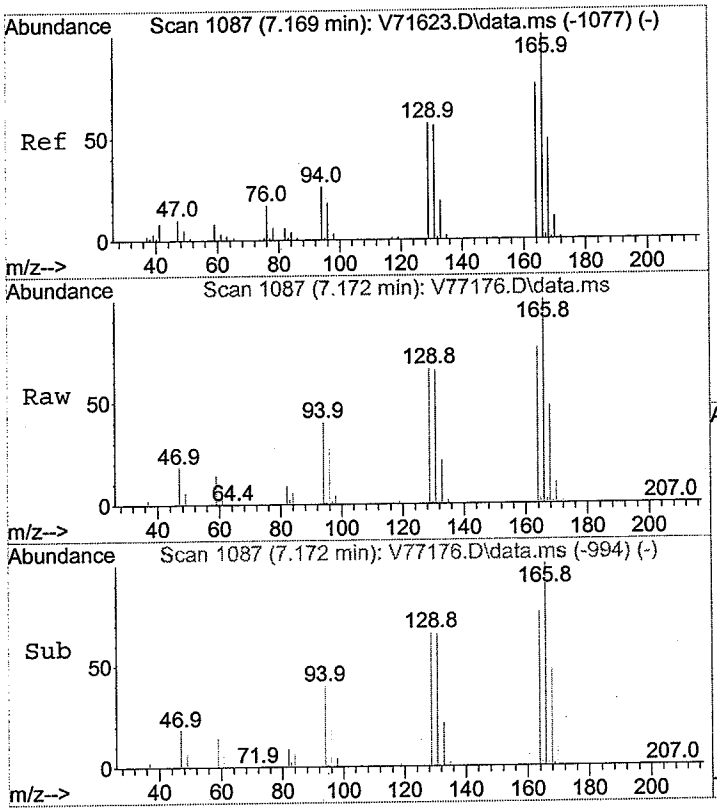

#50
Tetrachloroethene
Concen: 80.63 ug/L
RT: 7.172 min Scan# 1087
Delta R.T. -0.002 min
Lab File: V77176.D
Acq: 30 Jul 2010 9:38 pm

Tgt Ion:166 Resp: 762210

Ion	Ratio	Lower	Upper
166	100		
164	77.3	56.8	96.8
129	67.0	38.0	78.0

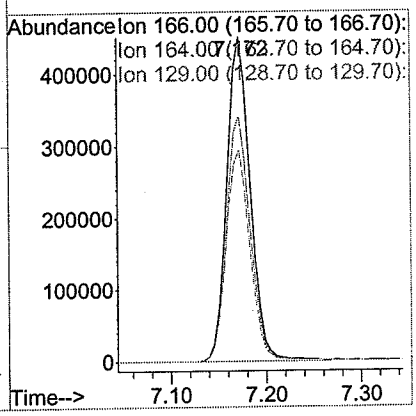

8/2 BM

PARADIGM
ENVIRONMENTAL SERVICES, INC. 179 Lake Avenue Rochester, New York 14608 (585) 647 - 2530 FAX (585) 647 - 3311

Volatile Analysis Report for Soils/Solids/Sludges

Client: Day Environmental

Client Job Site: 2308/2310 Monroe Ave.
Client Job Number: 4214S-09
Field Location: TCC-D12 (12.0')
Field ID Number: N/A
Sample Type: Soil

Lab Project Number: 10-3038A
Lab Sample Number: 10123
Date Sampled: 07/23/2010
Date Received: 07/26/2010
Date Analyzed: 07/30/2010

Halocarbons	Results in ug / Kg	Halocarbons	Results in ug / Kg
Bromodichloromethane	ND< 4.70	trans-1,2-Dichloroethene	ND< 4.70
Bromomethane	ND< 4.70	1,2-Dichloropropane	ND< 4.70
Bromoform	ND< 11.7	cis-1,3-Dichloropropene	ND< 4.70
Carbon Tetrachloride	ND< 11.7	trans-1,3-Dichloropropene	ND< 4.70
Chloroethane	ND< 4.70	Methylene chloride	ND< 11.7
Chloromethane	ND< 4.70	1,1,2,2-Tetrachloroethane	ND< 4.70
2-Chloroethyl vinyl Ether	ND< 23.5	Tetrachloroethene	J 2.88
Chloroform	ND< 4.70	1,1,1-Trichloroethane	ND< 4.70
Dibromochloromethane	ND< 4.70	1,1,2-Trichloroethane	ND< 4.70
1,1-Dichloroethane	ND< 4.70	Trichloroethene	ND< 4.70
1,2-Dichloroethane	ND< 4.70	Trichlorofluoromethane	ND< 4.70
1,1-Dichloroethene	ND< 4.70	Vinyl chloride	ND< 4.70
Chlorobenzene	ND< 4.70	1,3-Dichlorobenzene	ND< 11.7
1,2-Dichlorobenzene	ND< 11.7	1,4-Dichlorobenzene	ND< 4.70
cis-1,2-Dichloroethene	ND< 4.70		

ELAP Number 10958 Method: EPA 8260B Data File: V77177.D

Comments: ND denotes Non Detect
ug / Kg = microgram per Kilogram

Signature:
Bruce Hoogesteger: Technical Director

This report is part of a multipage document and should only be evaluated in its entirety. Chain of Custody provides additional information, including compliance with sample condition requirements upon receipt.

Quantitation Report (Not Reviewed)

Data File: C:\msdchem\1\DATA\073010\V77177.D
DataAcq Meth:8260RUN.M
Acq On : 30 Jul 2010 10:02 pm
Sample : SOIL #10123
Misc : Soil 2.65g
ALS Vial : 23 Sample Multiplier: 1

Operator: Bill Brew
Inst : Instrument #1

Quant Time: Aug 02 07:05:14 2010
Quant Method : C:\msdchem\1\METHODS\071910.M
Quant Title : 8260/624 Analysis
QLast Update : Mon Jul 19 17:58:22 2010
Response via : Initial Calibration
Integrator: RTE

Compound	R.T.	QIon	Response	Conc Units	Dev(Min)
Internal Standards					
1) Fluorobenzene	5.077	96	1385496	50.00 ug/L	0.00
54) Chlorobenzene-d5	8.022	117	1156198	50.00 ug/L	0.00
75) 1,4-Dichlorobenzene-d4	10.557	152	634800	50.00 ug/L	0.00
System Monitoring Compounds					
26) Pentafluorobenzene	4.505	168	699983	48.88 ug/L	0.00
Spiked Amount 50.000	Range 69 - 125		Recovery	= 97.76%	
29) 1,2-Dichloroethane-d4	4.778	65	360752	43.05 ug/L	0.00
Spiked Amount 50.000	Range 64 - 123		Recovery	= 86.10%	
45) Toluene-D8	6.560	98	1351608	47.80 ug/L	0.00
Spiked Amount 50.000	Range 70 - 115		Recovery	= 95.60%	
64) 4-Bromofluorobenzene	9.277	95	601124	45.75 ug/L	0.00
Spiked Amount 50.000	Range 63 - 114		Recovery	= 91.50%	
Target Compounds					Qvalue
4) Vinyl chloride	1.672	62	8618	~~0.90 ug/L~~ <2	96
11) Acetone	2.648	43	33101	~~1.19 ug/L~~ <10	99
14) Methylene chloride	3.006	84	7999	~~Below Cal~~ <5	89
23) cis-1,2-Dichloroethene	4.068	96	5479	~~0.64 ug/L~~ <2	98
J 50) Tetrachloroethene	7.174	166	11633	1.23 ug/L	94

8/2 MB

(#) = qualifier out of range (m) = manual integration (+) = signals summed

Data File: C:\msdchem\1\DATA\073010\V77177.D
DataAcq Meth:8260RUN.M
Acq On : 30 Jul 2010 10:02 pm
Sample : SOIL #10123
Misc : Soil 2.65g
ALS Vial : 23 Sample Multiplier: 1

Operator: Bill Brew
Inst : Instrument #1

Quant Time: Aug 02 07:05:14 2010
Quant Method : C:\msdchem\1\METHODS\071910.M
Quant Title : 8260/624 Analysis
QLast Update : Mon Jul 19 17:58:22 2010
Response via : Initial Calibration
Integrator: RTE

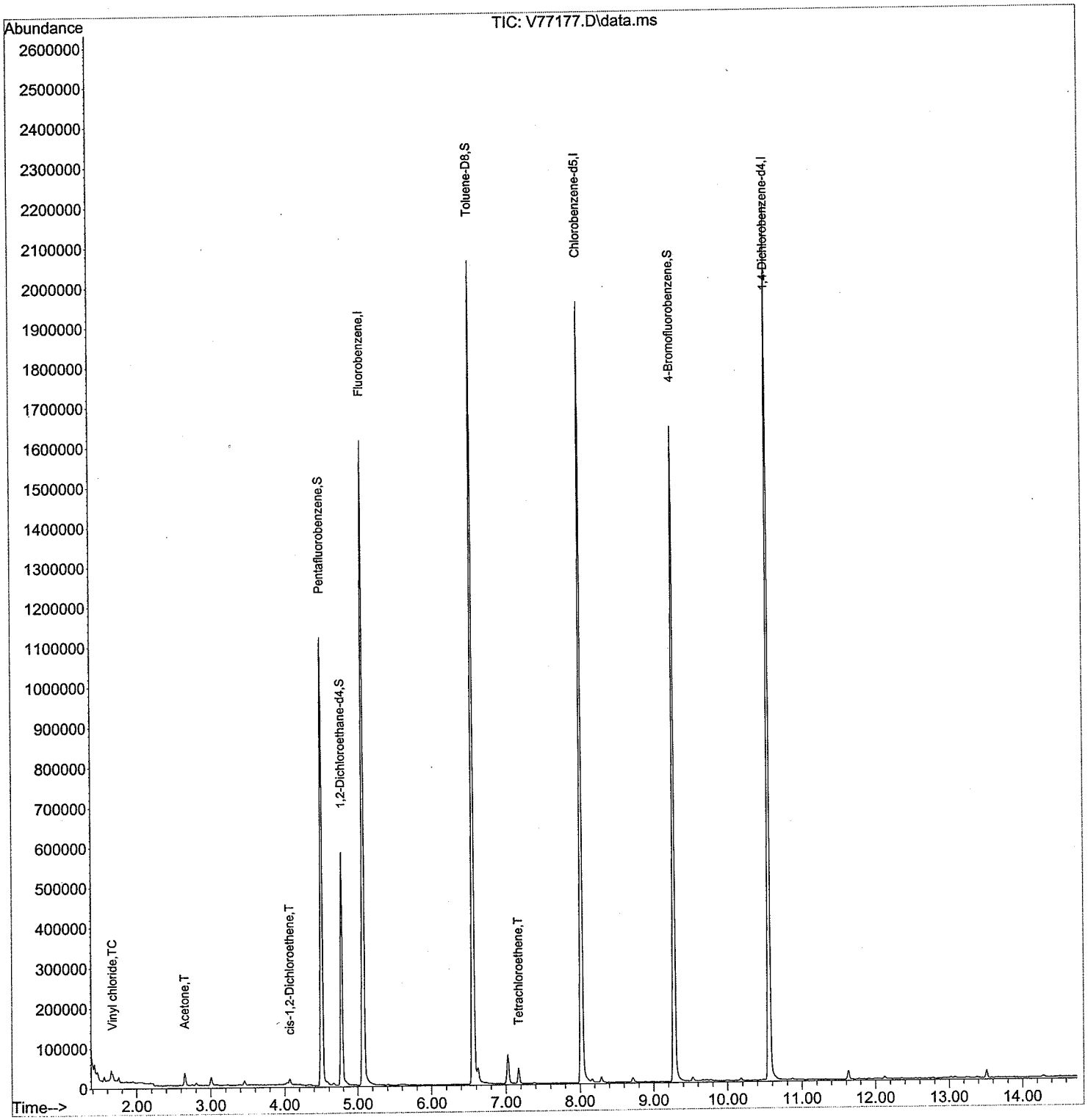

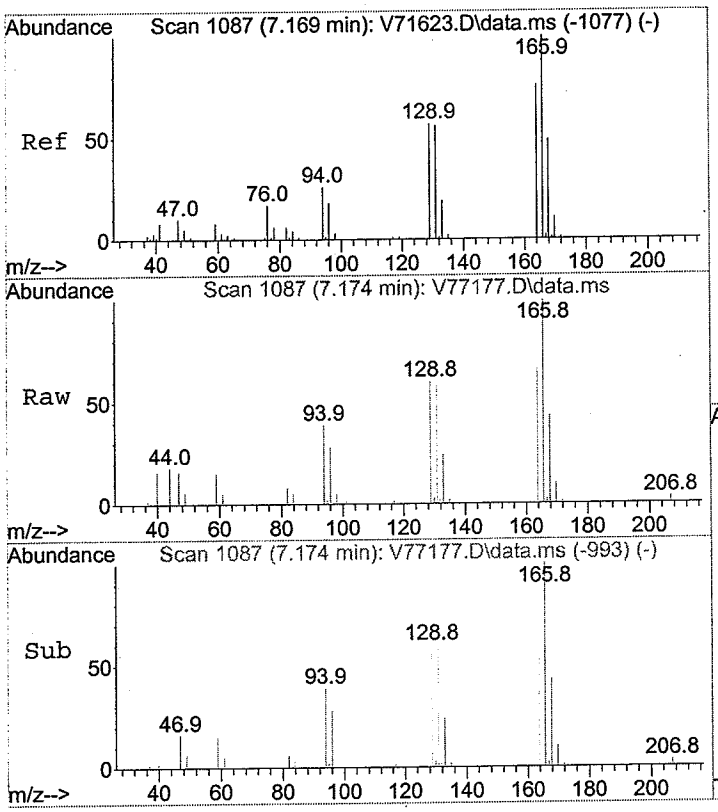

#50
Tetrachloroethene
Concen: 1.23 ug/L
RT: 7.174 min Scan# 1087
Delta R.T. 0.000 min
Lab File: V77177.D
Acq: 30 Jul 2010 10:02 pm

Tgt Ion:166 Resp: 11633

Ion	Ratio	Lower	Upper
166	100		
164	77.1	56.8	96.8
129	67.4	38.0	78.0

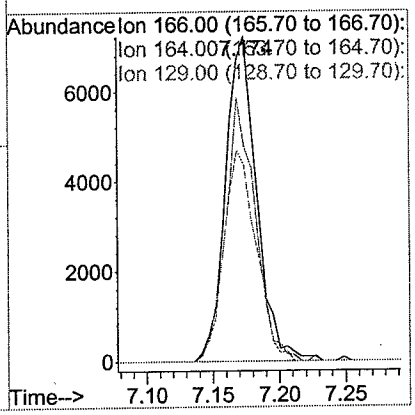

8/2 mb

PARADIGM
ENVIRONMENTAL SERVICES, INC. 179 Lake Avenue Rochester, New York 14608 (585) 647 - 2530 FAX (585) 647 - 3311

Volatile Analysis Report for Soils/Solids/Sludges

Client: Day Environmental

Client Job Site: 2308/2310 Monroe Ave.
Client Job Number: 4214S-09
Field Location: TCC-D13A (10.5')
Field ID Number: N/A
Sample Type: Soil

Lab Project Number: 10-3038A
Lab Sample Number: 10124

Date Sampled: 07/23/2010
Date Received: 07/26/2010
Date Analyzed: 08/02/2010

Halocarbons	Results in ug / Kg	Halocarbons	Results in ug / Kg
Bromodichloromethane	ND< 25.7	trans-1,2-Dichloroethene	ND< 25.7
Bromomethane	ND< 25.7	1,2-Dichloropropane	ND< 25.7
Bromoform	ND< 64.3	cis-1,3-Dichloropropene	ND< 25.7
Carbon Tetrachloride	ND< 64.3	trans-1,3-Dichloropropene	ND< 25.7
Chloroethane	ND< 25.7	Methylene chloride	ND< 64.3
Chloromethane	ND< 25.7	1,1,2,2-Tetrachloroethane	ND< 25.7
2-Chloroethyl vinyl Ether	ND< 129	Tetrachloroethene	360
Chloroform	ND< 25.7	1,1,1-Trichloroethane	ND< 25.7
Dibromochloromethane	ND< 25.7	1,1,2-Trichloroethane	ND< 25.7
1,1-Dichloroethane	ND< 25.7	Trichloroethene	59.4
1,2-Dichloroethane	ND< 25.7	Trichlorofluoromethane	ND< 25.7
1,1-Dichloroethene	ND< 25.7	Vinyl chloride	27.1
Chlorobenzene	ND< 25.7	1,3-Dichlorobenzene	ND< 64.3
1,2-Dichlorobenzene	ND< 64.3	1,4-Dichlorobenzene	ND< 25.7
cis-1,2-Dichloroethene	636		

ELAP Number 10958 Method: EPA 8260B Data File: V77187.D

Comments: ND denotes Non Detect
ug / Kg = microgram per Kilogram

Signature: Bruce Hoogesteger: Technical Director

This report is part of a multipage document and should only be evaluated in its entirety. Chain of Custody provides additional information, including compliance with sample condition requirements upon receipt.

Quantitation Report (Not Reviewed)

Data File: C:\msdchem\1\DATA\080210\V77187.D
DataAcq Meth:8260RUN.M
Acq On : 2 Aug 2010 4:24 pm
Sample : SOIL #10124
Misc : Soil 0.479g
ALS Vial : 7 Sample Multiplier: 1

Operator: Bill Brew
Inst : Instrument #1

Quant Time: Aug 02 16:40:16 2010
Quant Method : C:\msdchem\1\METHODS\071910.M
Quant Title : 8260/624 Analysis
QLast Update : Mon Jul 19 17:58:22 2010
Response via : Initial Calibration
Integrator: RTE

Compound	R.T.	QIon	Response	Conc	Units	Dev(Min)
Internal Standards						
1) Fluorobenzene	5.076	96	1487181	50.00	ug/L	0.00
54) Chlorobenzene-d5	8.022	117	1281787	50.00	ug/L	0.00
75) 1,4-Dichlorobenzene-d4	10.557	152	710515	50.00	ug/L	0.00
System Monitoring Compounds						
26) Pentafluorobenzene	4.500	168	781445	50.84	ug/L	0.00
Spiked Amount 50.000	Range 69 - 125		Recovery = 101.68%			
29) 1,2-Dichloroethane-d4	4.777	65	407150	45.26	ug/L	0.00
Spiked Amount 50.000	Range 64 - 123		Recovery = 90.52%			
45) Toluene-D8	6.560	98	1562386	51.48	ug/L	0.00
Spiked Amount 50.000	Range 70 - 115		Recovery = 102.96%			
64) 4-Bromofluorobenzene	9.276	95	681828	46.81	ug/L	0.00
Spiked Amount 50.000	Range 63 - 114		Recovery = 93.62%			
Target Compounds						Qvalue
4) Vinyl chloride	1.671	62	21640	2.11	ug/L	97
10) 1,1-Dichloroethene	2.616	61	6851	0.72	ug/L	87
14) Methylene chloride	3.006	84	11942	Below Cal		88
19) 1,1-Dichloroethane	3.577	63	8966	0.62	ug/L	97
22) 2-Butanone	4.068	72	3476	3.58	ug/L #	1
23) cis-1,2-Dichloroethene	4.068	96	451754	49.45	ug/L	94
33) Trichloroethene	5.407	130	38883	4.62	ug/L #	83
50) Tetrachloroethene	7.168	166	285449	28.03	ug/L	94
86) Cyclohexane	4.500	56	12691	0.85	ug/L #	25

<2 <5 <2 #<10

8/2 PMB

(#) = qualifier out of range (m) = manual integration (+) = signals summed

Data File: C:\msdchem\1\DATA\080210\V77187.D
DataAcq Meth:8260RUN.M
Acq On : 2 Aug 2010 4:24 pm
Sample : SOIL #10124
Misc : Soil 0.479g
ALS Vial : 7 Sample Multiplier: 1

Operator: Bill Brew
Inst : Instrument #1

Quant Time: Aug 02 16:40:16 2010
Quant Method : C:\msdchem\1\METHODS\071910.M
Quant Title : 8260/624 Analysis
QLast Update : Mon Jul 19 17:58:22 2010
Response via : Initial Calibration
Integrator: RTE

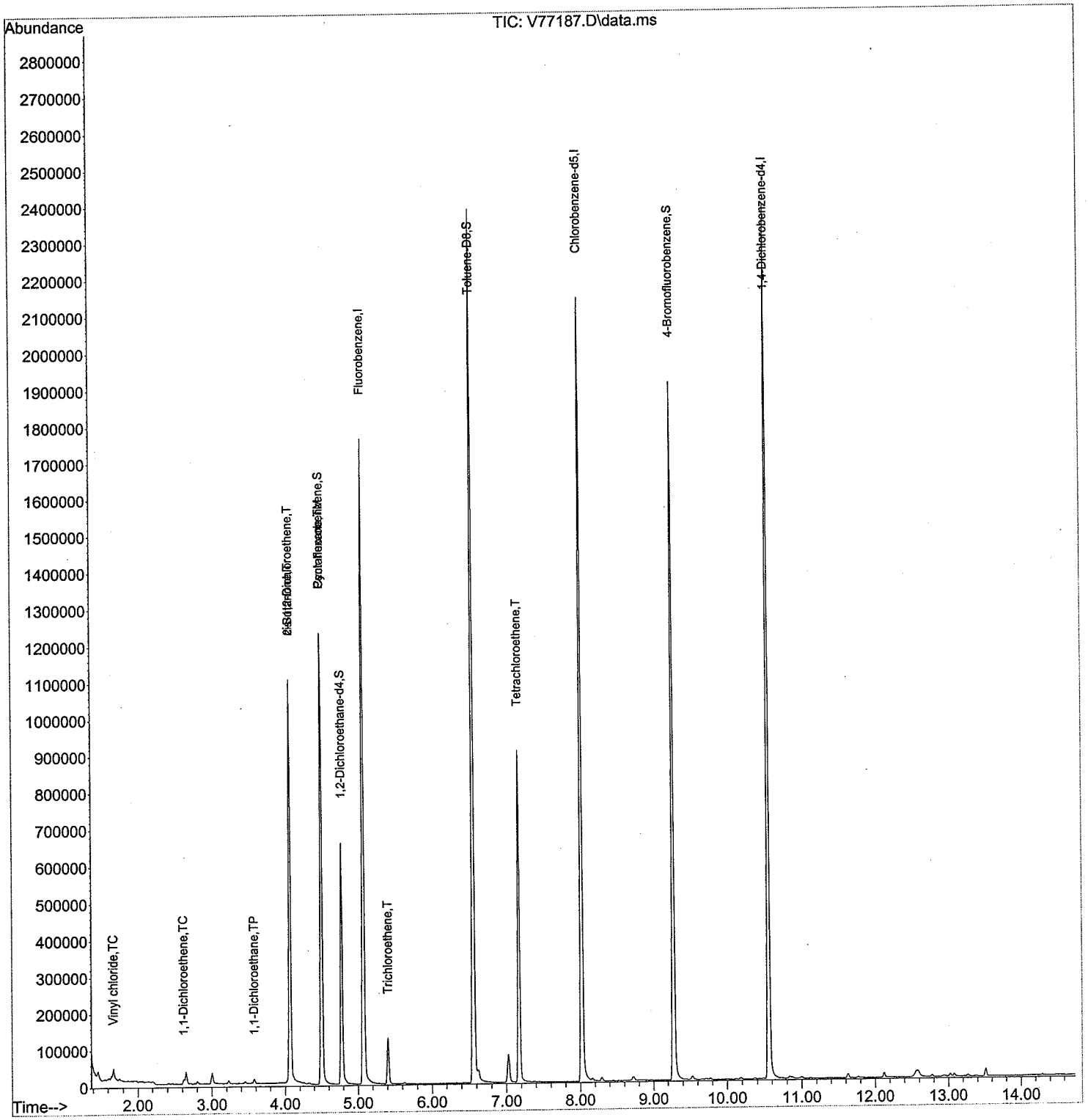

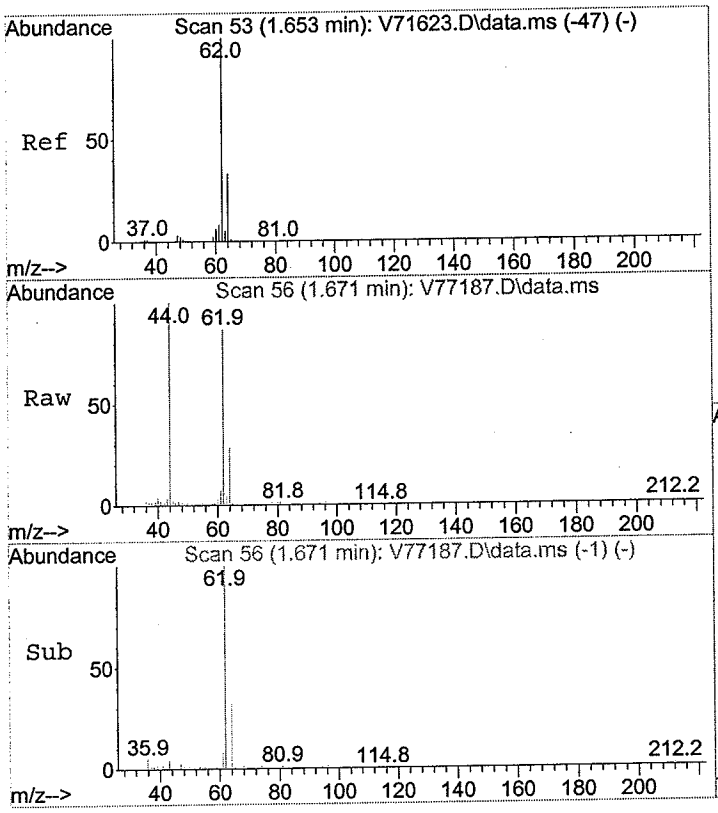

#4
Vinyl chloride
Concen: 2.11 ug/L
RT: 1.671 min Scan# 56
Delta R.T. 0.005 min
Lab File: V77187.D
Acq: 2 Aug 2010 4:24 pm

Tgt Ion: 62 Resp: 21640

Ion	Ratio	Lower	Upper
62	100		
64	34.7	12.9	52.9
61	6.9	0.0	28.4

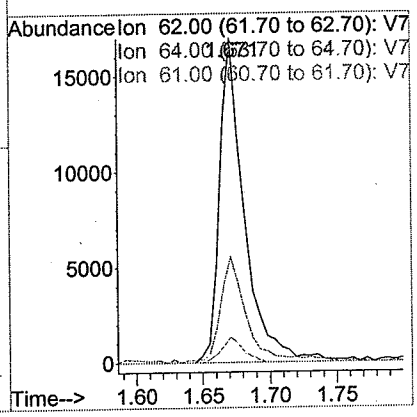

8/2 AB

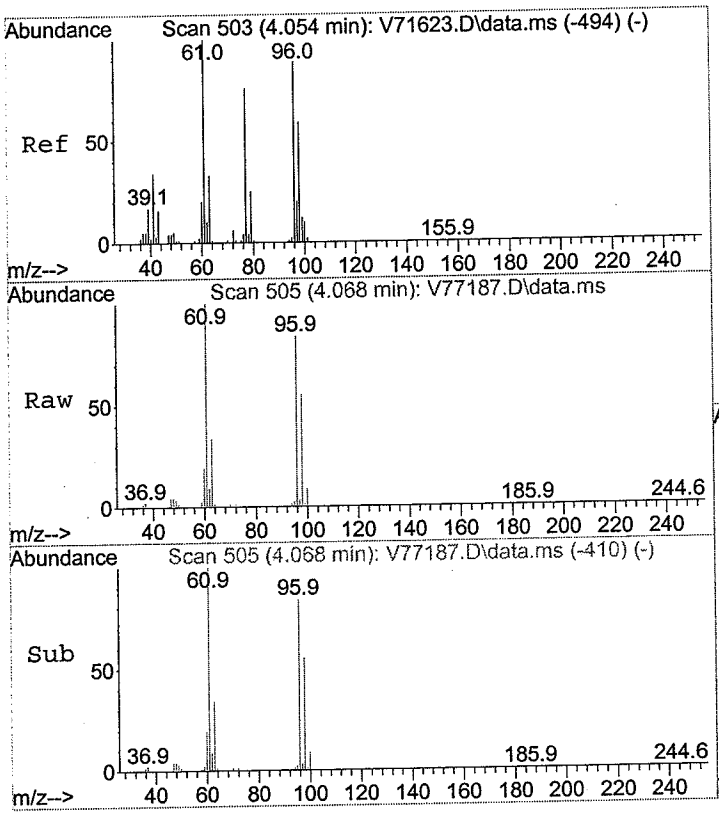

#23
cis-1,2-Dichloroethene
Concen: 49.45 ug/L
RT: 4.068 min Scan# 505
Delta R.T. 0.005 min
Lab File: V77187.D
Acq: 2 Aug 2010 4:24 pm

Tgt Ion: 96 Resp: 451754

Ion	Ratio	Lower	Upper
96	100		
61	123.6	93.6	133.6
98	64.8	46.1	86.1

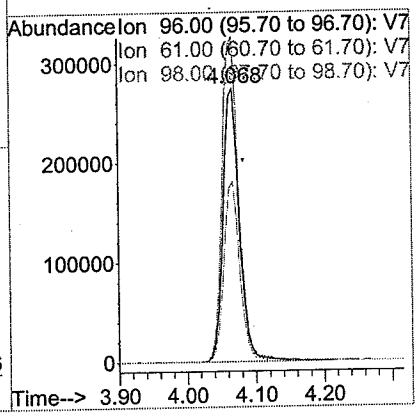

8/2 AB

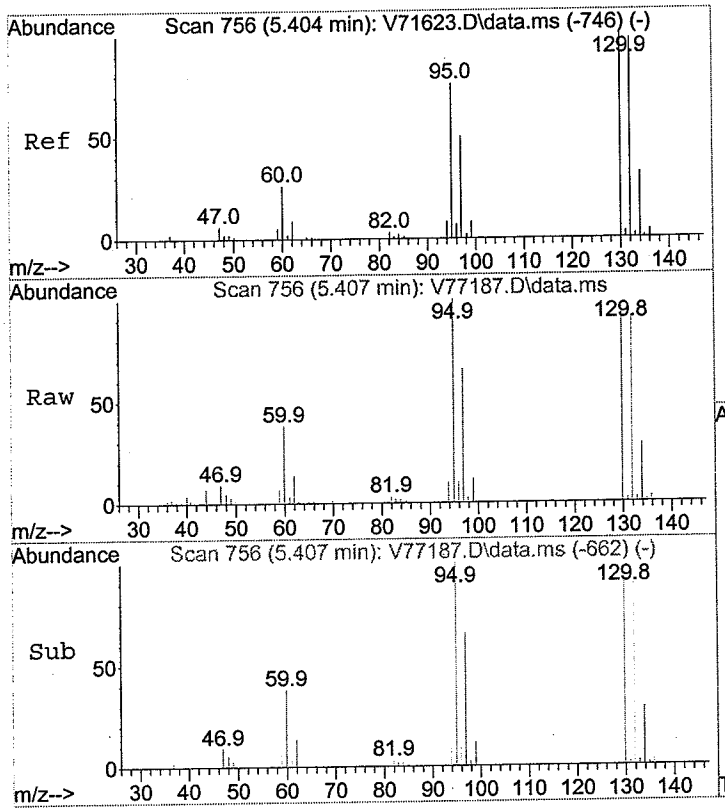

#33
Trichloroethene
Concen: 4.62 ug/L
RT: 5.407 min Scan# 756
Delta R.T. -0.000 min
Lab File: V77187.D
Acq: 2 Aug 2010 4:24 pm

Tgt Ion:130 Resp: 38883

Ion	Ratio	Lower	Upper
130	100		
95	106.0	58.9	98.9#
97	69.0	31.3	71.3
132	96.3	77.3	117.3

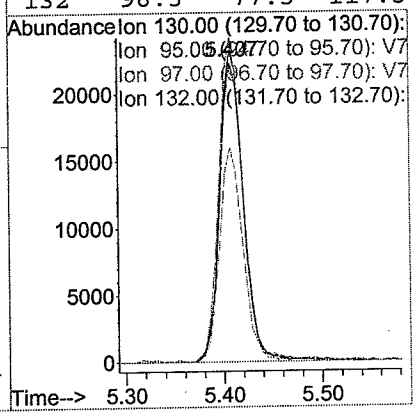

8/2 AB

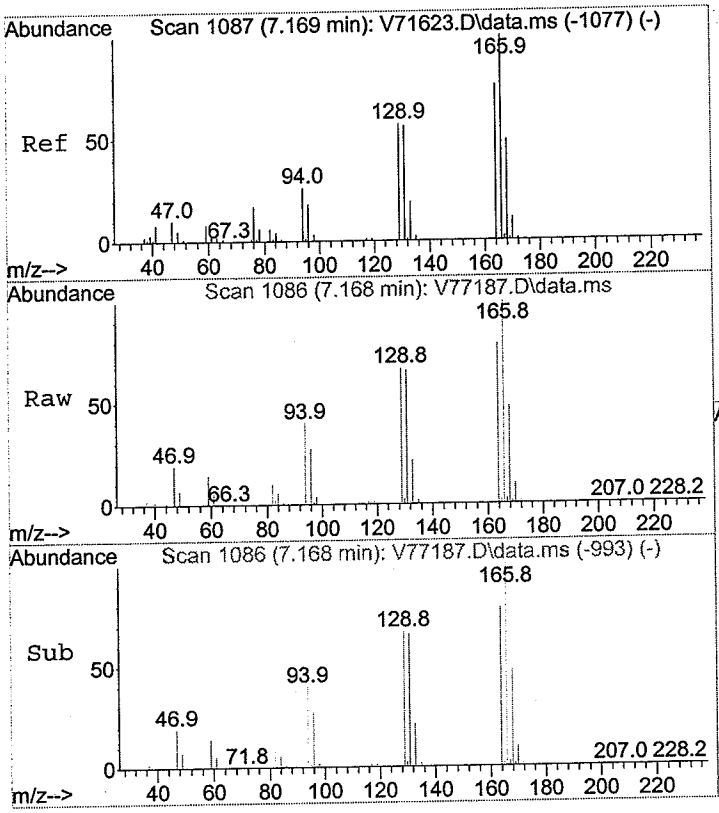

#50
Tetrachloroethene
Concen: 28.03 ug/L
RT: 7.168 min Scan# 1086
Delta R.T. -0.005 min
Lab File: V77187.D
Acq: 2 Aug 2010 4:24 pm

Tgt Ion:166 Resp: 285449

Ion	Ratio	Lower	Upper
166	100		
164	77.7	56.8	96.8
129	67.1	38.0	78.0

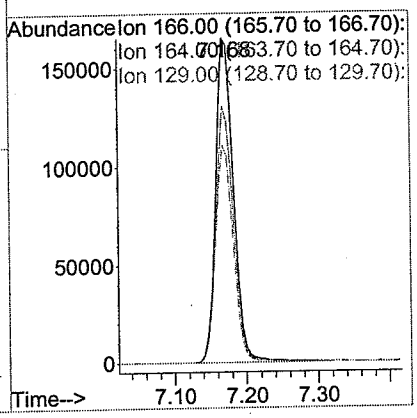

8/2 AB

PARADIGM
ENVIRONMENTAL SERVICES, INC. 179 Lake Avenue Rochester, New York 14608 (585) 647 - 2530 FAX (585) 647 - 3311

Volatile Analysis Report for Soils/Solids/Sludges

Client: Day Environmental

Client Job Site: 2308/2310 Monroe Ave.
Client Job Number: 4214S-09
Field Location: TCC-D13A (17.6')
Field ID Number: N/A
Sample Type: Soil

Lab Project Number: 10-3038A
Lab Sample Number: 10125
Date Sampled: 07/23/2010
Date Received: 07/26/2010
Date Analyzed: 07/30/2010

Halocarbons	Results in ug / Kg	Halocarbons	Results in ug / Kg
Bromodichloromethane	ND< 3.99	trans-1,2-Dichloroethene	ND< 3.99
Bromomethane	ND< 3.99	1,2-Dichloropropane	ND< 3.99
Bromoform	ND< 9.97	cis-1,3-Dichloropropene	ND< 3.99
Carbon Tetrachloride	ND< 9.97	trans-1,3-Dichloropropene	ND< 3.99
Chloroethane	ND< 3.99	Methylene chloride	ND< 9.97
Chloromethane	ND< 3.99	1,1,2,2-Tetrachloroethane	ND< 3.99
2-Chloroethyl vinyl Ether	ND< 19.9	Tetrachloroethene	66.6
Chloroform	ND< 3.99	1,1,1-Trichloroethane	ND< 3.99
Dibromochloromethane	ND< 3.99	1,1,2-Trichloroethane	ND< 3.99
1,1-Dichloroethane	ND< 3.99	Trichloroethene	ND< 3.99
1,2-Dichloroethane	ND< 3.99	Trichlorofluoromethane	ND< 3.99
1,1-Dichloroethene	ND< 3.99	Vinyl chloride	ND< 3.99
Chlorobenzene	ND< 3.99	1,3-Dichlorobenzene	ND< 9.97
1,2-Dichlorobenzene	ND< 9.97	1,4-Dichlorobenzene	ND< 3.99
cis-1,2-Dichloroethene	J 2.21		

ELAP Number 10958 Method: EPA 8260B Data File: V77179.D

Comments: ND denotes Non Detect
ug / Kg = microgram per Kilogram

Signature: _____
Bruce Hoogesteger: Technical Director

This report is part of a multipage document and should only be evaluated in its entirety. Chain of Custody provides additional information, including compliance with sample condition requirements upon receipt.

Quantitation Report (Not Reviewed)

Data File: C:\msdchem\1\DATA\073010\V77179.D
DataAcq Meth:8260RUN.M
Acq On : 30 Jul 2010 10:50 pm
Sample : SOIL #10125
Misc : Soil 2.76g
ALS Vial : 25 Sample Multiplier: 1

Operator: Bill Brew
Inst : Instrument #1

Quant Time: Aug 02 07:05:23 2010
Quant Method : C:\msdchem\1\METHODS\071910.M
Quant Title : 8260/624 Analysis
QLast Update : Mon Jul 19 17:58:22 2010
Response via : Initial Calibration
Integrator: RTE

Compound	R.T.	QIon	Response	Conc Units	Dev(Min)
Internal Standards					
1) Fluorobenzene	5.076	96	1420616	50.00 ug/L	0.00
54) Chlorobenzene-d5	8.022	117	1175442	50.00 ug/L	0.00
75) 1,4-Dichlorobenzene-d4	10.557	152	635795	50.00 ug/L	0.00
System Monitoring Compounds					
26) Pentafluorobenzene	4.505	168	711026	48.43 ug/L	0.00
Spiked Amount 50.000	Range 69 - 125		Recovery	= 96.86%	
29) 1,2-Dichloroethane-d4	4.777	65	358547	41.73 ug/L	0.00
Spiked Amount 50.000	Range 64 - 123		Recovery	= 83.46%	
45) Toluene-D8	6.559	98	1384466	47.75 ug/L	0.00
Spiked Amount 50.000	Range 70 - 115		Recovery	= 95.50%	
64) 4-Bromofluorobenzene	9.276	95	606282	45.39 ug/L	0.00
Spiked Amount 50.000	Range 63 - 114		Recovery	= 90.78%	
Target Compounds					Qvalue
11) Acetone	2.647	43	116131	34.05 ug/L	100
12) Carbon disulfide	2.808	76	49284	2.62 ug/L	98
13) Methyl acetate	3.026	43	73711	16.63 ug/L #	52
14) Methylene chloride	3.000	84	15166	Below Cal	86
22) 2-Butanone	4.067	72	1280	1.38 ug/L #	3
23) cis-1,2-Dichloroethene	4.062	96	9662	1.11 ug/L	96
31) Benzene	4.835	78	40587	1.24 ug/L	93
33) Trichloroethene	5.407	130	5373	0.67 ug/L #	81
34) Methylcyclohexane	5.588	83	98770	6.76 ug/L	82
46) Toluene	6.623	91	171043	4.53 ug/L	96
48) 1,1,2-Trichloroethane	6.986	97	9882	1.39 ug/L #	20
50) Tetrachloroethene	7.168	166	324904	33.40 ug/L	93
57) Ethylbenzene	8.166	91	41694	0.96 ug/L	93
58) m,p-Xylene	8.288	106	113525	6.52 ug/L #	78
59) o-Xylene	8.715	106	29203	1.69 ug/L #	78
70) 1,3,5-Trimethylbenzene	9.761	105	46953	1.38 ug/L	88
72) 1,2,4-Trimethylbenzene	10.178	105	97029	2.69 ug/L	91
86) Cyclohexane	4.563	56	42142	3.17 ug/L #	67

8/2 MD

(#) = qualifier out of range (m) = manual integration (+) = signals summed

Data File: C:\msdchem\1\DATA\073010\V77179.D
DataAcq Meth:8260RUN.M
Acq On : 30 Jul 2010 10:50 pm
Sample : SOIL #10125
Misc : Soil 2.76g
ALS Vial : 25 Sample Multiplier: 1

Operator: Bill Brew
Inst : Instrument #1

Quant Time: Aug 02 07:05:23 2010
Quant Method : C:\msdchem\1\METHODS\071910.M
Quant Title : 8260/624 Analysis
QLast Update : Mon Jul 19 17:58:22 2010
Response via : Initial Calibration
Integrator: RTE

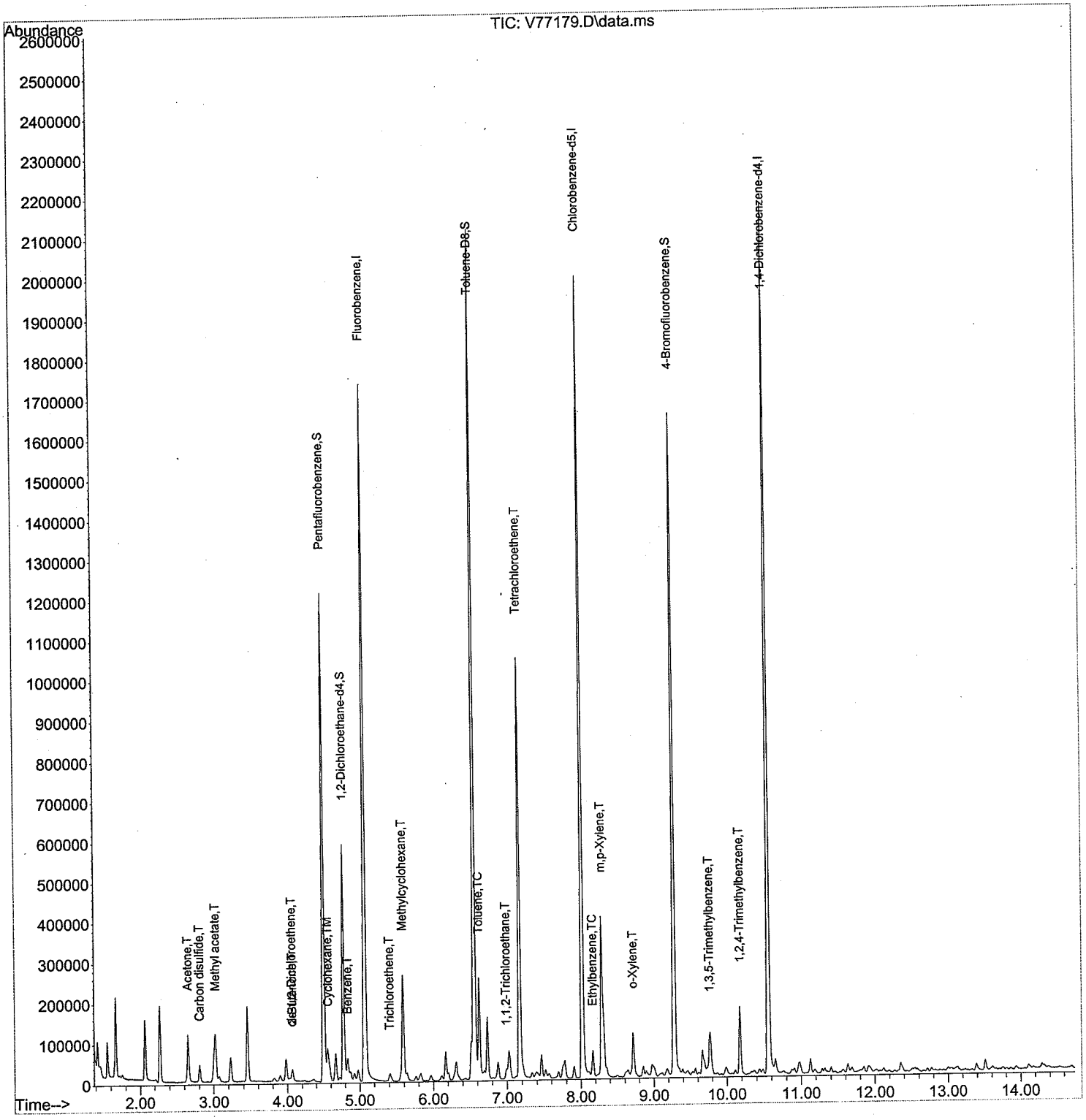

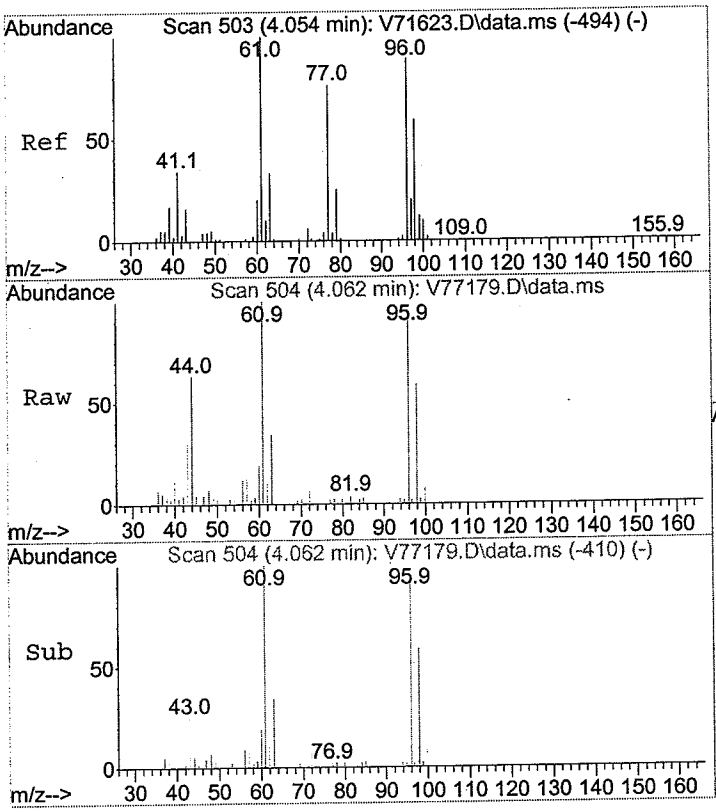

#23
cis-1,2-Dichloroethene
Concen: 1.11 ug/L
RT: 4.062 min Scan# 504
Delta R.T. -0.001 min
Lab File: V77179.D
Acq: 30 Jul 2010 10:50 pm

Tgt Ion: 96 Resp: 9662

Ion	Ratio	Lower	Upper
96	100		
61	119.6	93.6	133.6
98	66.3	46.1	86.1

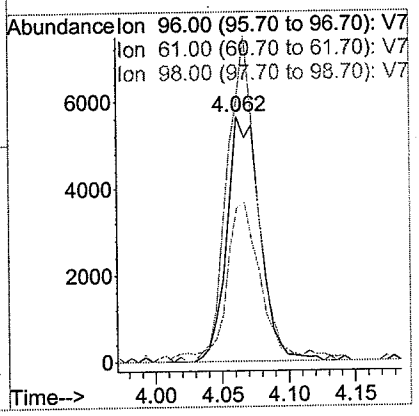

8/2 mm

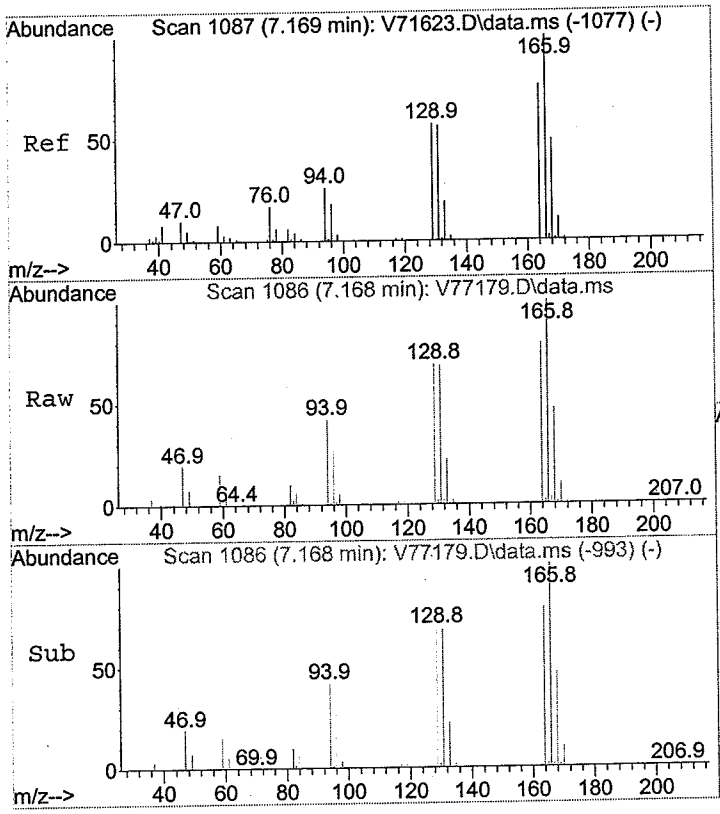

#50
Tetrachloroethene
Concen: 33.40 ug/L
RT: 7.168 min Scan# 1086
Delta R.T. -0.006 min
Lab File: V77179.D
Acq: 30 Jul 2010 10:50 pm

Tgt Ion:166 Resp: 324904

Ion	Ratio	Lower	Upper
166	100		
164	79.2	56.8	96.8
129	67.3	38.0	78.0

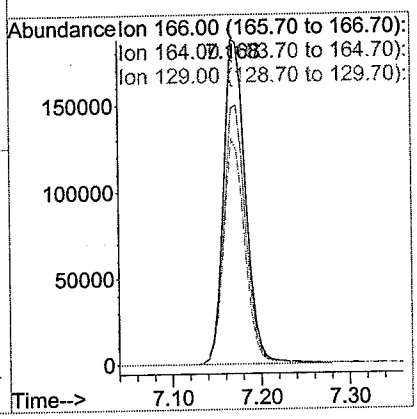

8/2 AM

PARADIGM
ENVIRONMENTAL SERVICES, INC. 179 Lake Avenue Rochester, New York 14608 (585) 647 - 2530 FAX (585) 647 - 3311

Volatile Analysis Report for Soils/Solids/Sludges

Client: Day Environmental

Client Job Site: 2308/2310 Monroe Ave.
Client Job Number: 4214S-09
Field Location: TCC-D14 (11.5')
Field ID Number: N/A
Sample Type: Soil

Lab Project Number: 10-3038A
Lab Sample Number: 10126
Date Sampled: 07/23/2010
Date Received: 07/26/2010
Date Analyzed: 07/30/2010

Halocarbons	Results in ug / Kg	Halocarbons	Results in ug / Kg
Bromodichloromethane	ND< 4.56	trans-1,2-Dichloroethene	ND< 4.56
Bromomethane	ND< 4.56	1,2-Dichloropropane	ND< 4.56
Bromoform	ND< 11.4	cis-1,3-Dichloropropene	ND< 4.56
Carbon Tetrachloride	ND< 11.4	trans-1,3-Dichloropropene	ND< 4.56
Chloroethane	ND< 4.56	Methylene chloride	ND< 11.4
Chloromethane	ND< 4.56	1,1,2,2-Tetrachloroethane	ND< 4.56
2-Chloroethyl vinyl Ether	ND< 22.8	Tetrachloroethene	82.6
Chloroform	ND< 4.56	1,1,1-Trichloroethane	ND< 4.56
Dibromochloromethane	ND< 4.56	1,1,2-Trichloroethane	ND< 4.56
1,1-Dichloroethane	ND< 4.56	Trichloroethene	J 2.29
1,2-Dichloroethane	ND< 4.56	Trichlorofluoromethane	ND< 4.56
1,1-Dichloroethene	ND< 4.56	Vinyl chloride	ND< 4.56
Chlorobenzene	ND< 4.56	1,3-Dichlorobenzene	ND< 11.4
1,2-Dichlorobenzene	ND< 11.4	1,4-Dichlorobenzene	ND< 4.56
cis-1,2-Dichloroethene	ND< 4.56		

ELAP Number 10958 Method: EPA 8260B Data File: V77180.D

Comments: ND denotes Non Detect
ug / Kg = microgram per Kilogram

Signature:
Bruce Hoogesteger: Technical Director

This report is part of a multipage document and should only be evaluated in its entirety. Chain of Custody provides additional information, including compliance with sample condition requirements upon receipt.

Quantitation Report (Not Reviewed)

Data File: C:\msdchem\1\DATA\073010\V77180.D
DataAcq Meth:8260RUN.M
Acq On : 30 Jul 2010 11:14 pm
Sample : SOIL #10126
Misc : Soil 2.69g
ALS Vial : 26 Sample Multiplier: 1

Operator: Bill Brew
Inst : Instrument #1

Quant Time: Aug 02 07:05:27 2010
Quant Method : C:\msdchem\1\METHODS\071910.M
Quant Title : 8260/624 Analysis
QLast Update : Mon Jul 19 17:58:22 2010
Response via : Initial Calibration
Integrator: RTE

Compound	R.T.	QIon	Response	Conc Units	Dev(Min)
Internal Standards					
1) Fluorobenzene	5.075	96	1380519	50.00 ug/L	0.00
54) Chlorobenzene-d5	8.021	117	1093669	50.00 ug/L	0.00
75) 1,4-Dichlorobenzene-d4	10.556	152	569648	50.00 ug/L	0.00
System Monitoring Compounds					
26) Pentafluorobenzene	4.504	168	687255	48.17 ug/L	0.00
Spiked Amount 50.000	Range 69 - 125		Recovery =	96.34%	
29) 1,2-Dichloroethane-d4	4.776	65	356275	42.67 ug/L	0.00
Spiked Amount 50.000	Range 64 - 123		Recovery =	85.34%	
45) Toluene-D8	6.558	98	1319098	46.82 ug/L	0.00
Spiked Amount 50.000	Range 70 - 115		Recovery =	93.64%	
64) 4-Bromofluorobenzene	9.280	95	566116	45.55 ug/L	0.00
Spiked Amount 50.000	Range 63 - 114		Recovery =	91.10%	
Target Compounds					Qvalue
11) Acetone	2.652	43	57107	11.34 ug/L	99
12) Carbon disulfide	2.801	76	9958	0.54 ug/L	98
13) Methyl acetate	2.652	43	57107	13.26 ug/L #	52
14) Methylene chloride	3.004	84	9692	Below Cal	89
22) 2-Butanone	4.077	72	590	0.65 ug/L #	36
23) cis-1,2-Dichloroethene	4.066	96	4307	0.51 ug/L	84
J 33) Trichloroethene	5.411	130	7849	1.01 ug/L #	81
50) Tetrachloroethene	7.172	166	342469	36.23 ug/L	93

8/2 MD

(#) = qualifier out of range (m) = manual integration (+) = signals summed

Data File: C:\msdchem\1\DATA\073010\V77180.D
DataAcq Meth:8260RUN.M
Acq On : 30 Jul 2010 11:14 pm
Sample : SOIL #10126
Misc : Soil 2.69g
ALS Vial : 26 Sample Multiplier: 1

Operator: Bill Brew
Inst : Instrument #1

Quant Time: Aug 02 07:05:27 2010
Quant Method : C:\msdchem\1\METHODS\071910.M
Quant Title : 8260/624 Analysis
QLast Update : Mon Jul 19 17:58:22 2010
Response via : Initial Calibration
Integrator: RTE

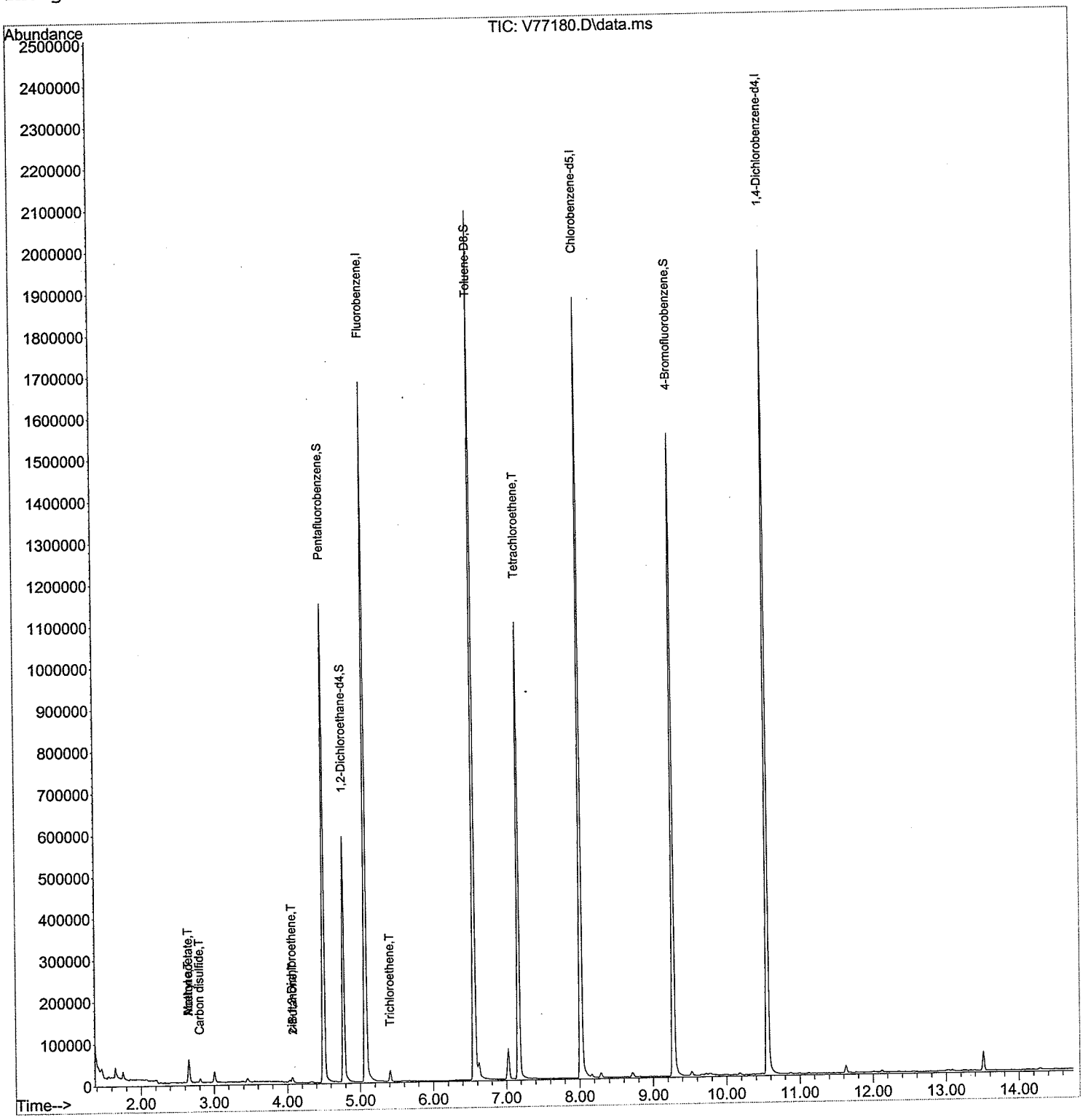

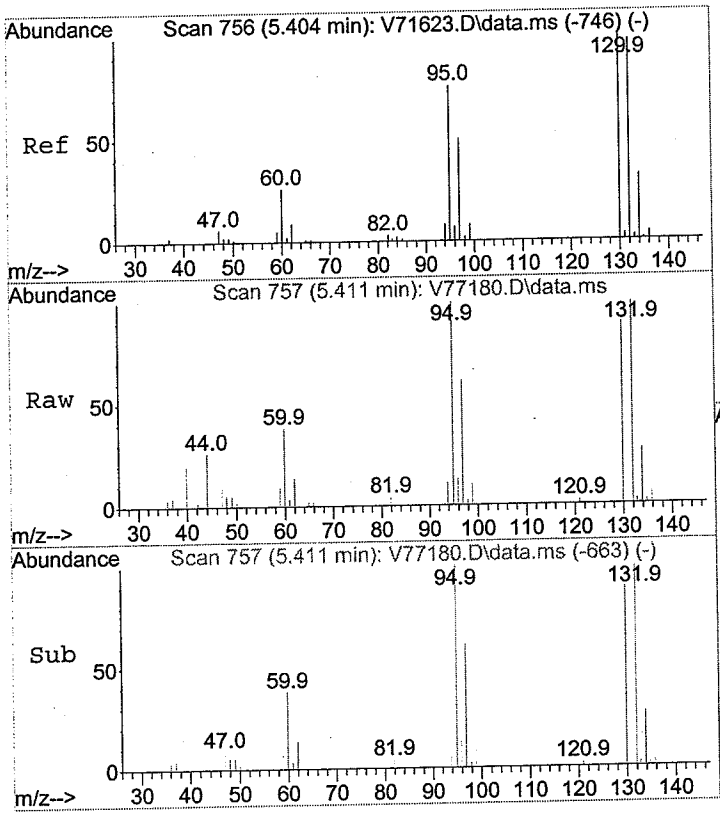

#33
Trichloroethene
Concen: 1.01 ug/L
RT: 5.411 min Scan# 757
Delta R.T. 0.004 min
Lab File: V77180.D
Acq: 30 Jul 2010 11:14 pm

Tgt Ion:130 Resp: 7849

Ion	Ratio	Lower	Upper
130	100		
95	111.0	58.9	98.9#
97	69.9	31.3	71.3
132	98.0	77.3	117.3

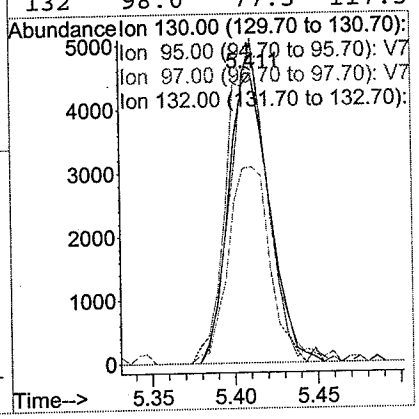

8/2 BB

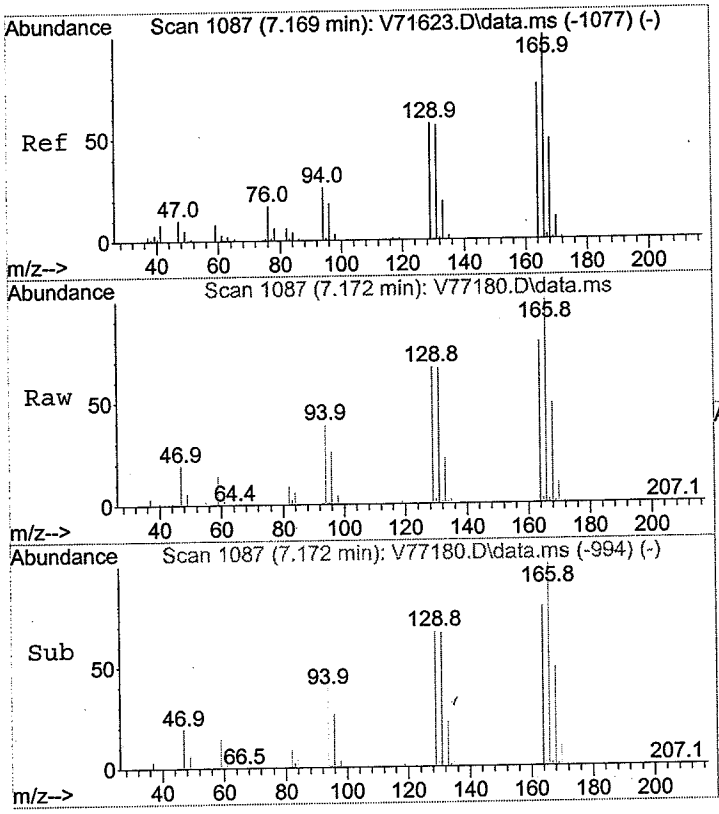

#50
Tetrachloroethene
Concen: 36.23 ug/L
RT: 7.172 min Scan# 1087
Delta R.T. -0.002 min
Lab File: V77180.D
Acq: 30 Jul 2010 11:14 pm

Tgt Ion:166 Resp: 342469

Ion	Ratio	Lower	Upper
166	100		
164	78.7	56.8	96.8
129	67.4	38.0	78.0

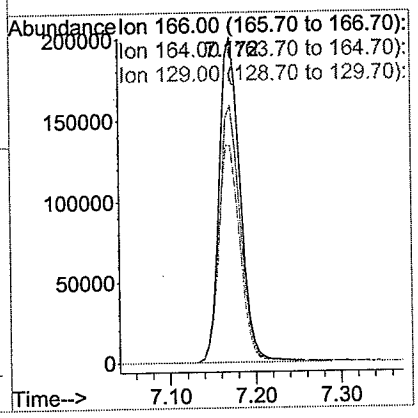

8/2 BM

PARADIGM
ENVIRONMENTAL SERVICES, INC. 179 Lake Avenue Rochester, New York 14608 (585) 647 - 2530 FAX (585) 647 - 3311

Volatile Analysis Report for Non-potable Water

Client: Day Environmental

Client Job Site: 2308/2310 Monroe Ave.
Client Job Number: 4214S-09
Field Location: FB072310
Field ID Number: N/A
Sample Type: Water

Lab Project Number: 10-3038A
Lab Sample Number: 10127
Date Sampled: 07/23/2010
Date Received: 07/26/2010
Date Analyzed: 07/29/2010

Halocarbons	Results in ug / L	Halocarbons	Results in ug / L
Bromodichloromethane	ND< 2.00	trans-1,2-Dichloroethene	ND< 2.00
Bromomethane	ND< 2.00	1,2-Dichloropropane	ND< 2.00
Bromoform	ND< 5.00	cis-1,3-Dichloropropene	ND< 2.00
Carbon Tetrachloride	ND< 2.00	trans-1,3-Dichloropropene	ND< 2.00
Chloroethane	ND< 2.00	Methylene chloride	ND< 5.00
Chloromethane	ND< 2.00	1,1,2,2-Tetrachloroethane	ND< 2.00
2-Chloroethyl vinyl Ether	ND< 10.0	Tetrachloroethene	ND< 2.00
Chloroform	ND< 2.00	1,1,1-Trichloroethane	ND< 2.00
Dibromochloromethane	ND< 2.00	1,1,2-Trichloroethane	ND< 2.00
1,1-Dichloroethane	ND< 2.00	Trichloroethene	ND< 2.00
1,2-Dichloroethane	ND< 2.00	Trichlorofluoromethane	ND< 2.00
1,1-Dichloroethene	ND< 2.00	Vinyl chloride	ND< 2.00
Chlorobenzene	ND< 2.00	1,3-Dichlorobenzene	ND< 2.00
1,2-Dichlorobenzene	ND< 2.00	1,4-Dichlorobenzene	ND< 2.00
cis-1,2-Dichloroethene	ND< 2.00		

ELAP Number 10958 Method: EPA 8260B Data File: V77119.D

Comments: ND denotes Non Detect
ug / L = microgram per Liter

Signature: _____
Bruce Hoogestegen Technical Director

This report is part of a multipage document and should only be evaluated in its entirety. Chain of Custody provides additional information, including compliance with sample condition requirements upon receipt.

Quantitation Report (Not Reviewed) DAY 10-3038A TCL/Halo's

Data File: C:\msdchem\1\DATA\072810\V77119.D
DataAcq Meth:8260RUN.M
Acq On : 29 Jul 2010 4:49 am
Sample : WATER #10127
Misc : 5ml
ALS Vial : 16 Sample Multiplier: 1

Operator: Bill Brew
Inst : Instrument #1

Quant Time: Jul 29 07:24:26 2010
Quant Method : C:\msdchem\1\METHODS\071910.M
Quant Title : 8260/624 Analysis
QLast Update : Wed Jul 28 18:28:04 2010
Response via : Initial Calibration
Integrator: RTE

BM

Compound	R.T.	QIon	Response	Conc Units	Dev(Min)
Internal Standards					
1) Fluorobenzene	5.077	96	1492939	50.00 ug/L	0.00
54) Chlorobenzene-d5	8.018	117	1217377	50.00 ug/L	0.00
75) 1,4-Dichlorobenzene-d4	10.558	152	657644	50.00 ug/L	0.00
System Monitoring Compounds					
26) Pentafluorobenzene	4.506	168	716090	46.41 ug/L	0.00
Spiked Amount 50.000	Range 70 - 123		Recovery	= 92.82%	
29) 1,2-Dichloroethane-d4	4.773	65	347147	38.44 ug/L	0.00
Spiked Amount 50.000	Range 71 - 106		Recovery	= 76.88%	
45) Toluene-D8	6.561	98	1375864	45.16 ug/L	0.00
Spiked Amount 50.000	Range 70 - 113		Recovery	= 90.32%	
64) 4-Bromofluorobenzene	9.277	95	601343	43.47 ug/L	0.00
Spiked Amount 50.000	Range 67 - 107		Recovery	= 86.94%	
Target Compounds					Qvalue
11) Acetone	2.649	43	29245	~~Below~~ Cal <10	99
14) Methylene chloride	3.001	84	7906	~~Below~~ Cal <5	85
22) 2-Butanone	4.074	72	530	~~0.54~~ ug/L #	73

7/29 pm

(#) = qualifier out of range (m) = manual integration (+) = signals summed

Data File: C:\msdchem\1\DATA\072810\V77119.D
DataAcq Meth:8260RUN.M
Acq On : 29 Jul 2010 4:49 am
Sample : WATER #10127
Misc : 5ml
ALS Vial : 16 Sample Multiplier: 1

Operator: Bill Brew
Inst : Instrument #1

Quant Time: Jul 29 07:24:26 2010
Quant Method : C:\msdchem\1\METHODS\071910.M
Quant Title : 8260/624 Analysis
QLast Update : Wed Jul 28 18:28:04 2010
Response via : Initial Calibration
Integrator: RTE

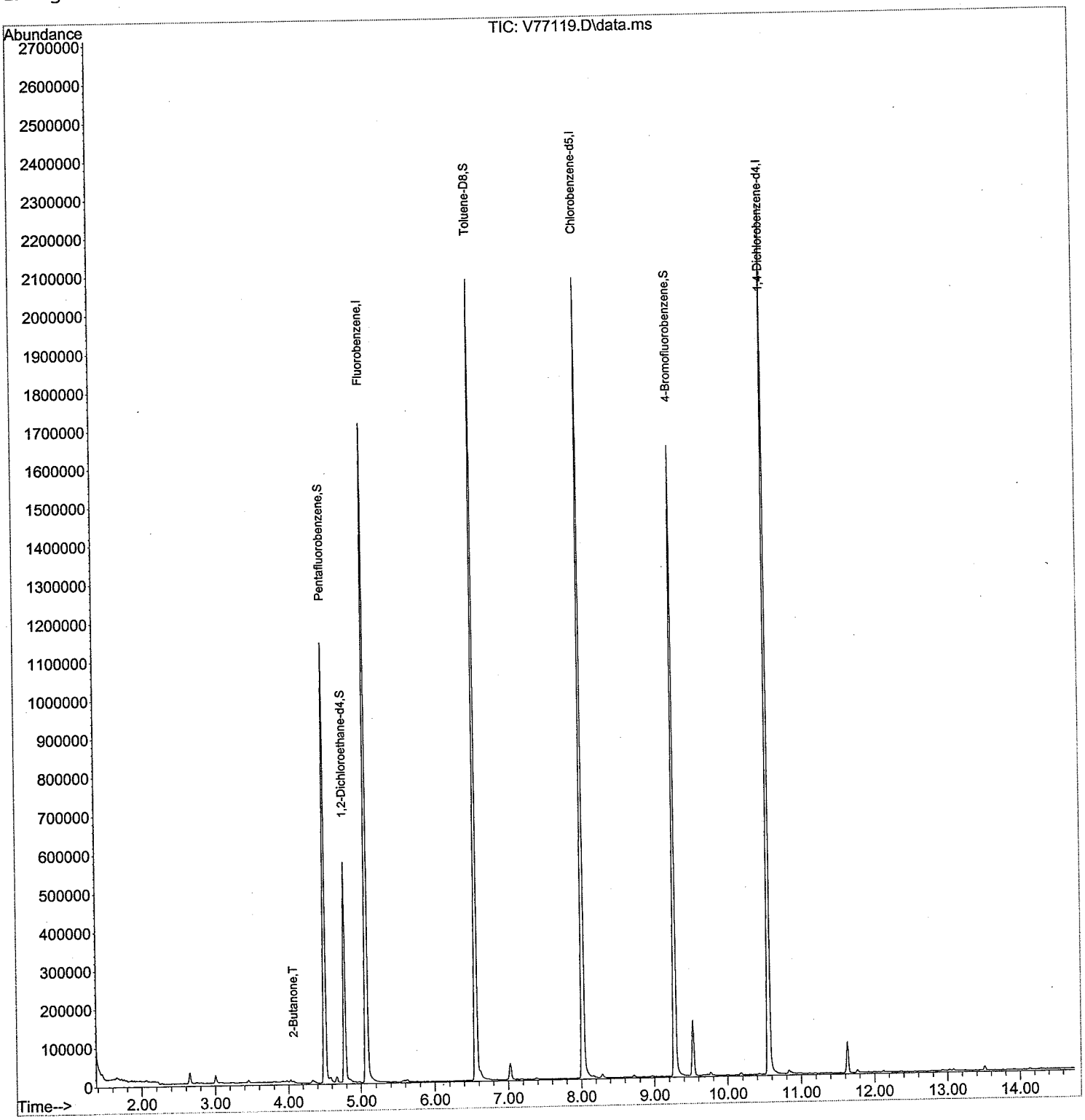

PARADIGM
ENVIRONMENTAL SERVICES, INC. 179 Lake Avenue Rochester, New York 14608 (585) 647 - 2530 FAX (585) 647 - 3311

Volatile Analysis Report for Non-potable Water

Client: Day Environmental

Client Job Site: 2308/2310 Monroe Ave.
Client Job Number: 4214S-09
Field Location: TB072310
Field ID Number: N/A
Sample Type: Water

Lab Project Number: 10-3038A
Lab Sample Number: 10128
Date Sampled: 07/23/2010
Date Received: 07/26/2010
Date Analyzed: 07/29/2010

Halocarbons	Results in ug / L	Halocarbons	Results in ug / L
Bromodichloromethane	ND< 2.00	trans-1,2-Dichloroethene	ND< 2.00
Bromomethane	ND< 2.00	1,2-Dichloropropane	ND< 2.00
Bromoform	ND< 5.00	cis-1,3-Dichloropropene	ND< 2.00
Carbon Tetrachloride	ND< 2.00	trans-1,3-Dichloropropene	ND< 2.00
Chloroethane	ND< 2.00	Methylene chloride	ND< 5.00
Chloromethane	ND< 2.00	1,1,2,2-Tetrachloroethane	ND< 2.00
2-Chloroethyl vinyl Ether	ND< 10.0	Tetrachloroethene	ND< 2.00
Chloroform	ND< 2.00	1,1,1-Trichloroethane	ND< 2.00
Dibromochloromethane	ND< 2.00	1,1,2-Trichloroethane	ND< 2.00
1,1-Dichloroethane	ND< 2.00	Trichloroethene	ND< 2.00
1,2-Dichloroethane	ND< 2.00	Trichlorofluoromethane	ND< 2.00
1,1-Dichloroethene	ND< 2.00	Vinyl chloride	ND< 2.00
Chlorobenzene	ND< 2.00	1,3-Dichlorobenzene	ND< 2.00
1,2-Dichlorobenzene	ND< 2.00	1,4-Dichlorobenzene	ND< 2.00
cis-1,2-Dichloroethene	ND< 2.00		

ELAP Number 10958 Method: EPA 8260B Data File: V77120.D

Comments: ND denotes Non Detect
ug / L = microgram per Liter

Signature: _____
Bruce Hoogesteger: Technical Director

This report is part of a multipage document and should only be evaluated in its entirety. Chain of Custody provides additional information, including compliance with sample condition requirements upon receipt.

Quantitation Report (Not Reviewed)

Data File: C:\msdchem\1\DATA\072810\V77120.D
DataAcq Meth:8260RUN.M
Acq On : 29 Jul 2010 5:12 am
Sample : WATER #10128
Misc : 5ml
ALS Vial : 17 Sample Multiplier: 1

Operator: Bill Brew
Inst : Instrument #1

Quant Time: Jul 29 07:24:30 2010
Quant Method : C:\msdchem\1\METHODS\071910.M
Quant Title : 8260/624 Analysis
QLast Update : Wed Jul 28 18:28:04 2010
Response via : Initial Calibration
Integrator: RTE

Tom

Compound	R.T.	QIon	Response	Conc Units	Dev(Min)
Internal Standards					
1) Fluorobenzene	5.075	96	1437450	50.00 ug/L	0.00
54) Chlorobenzene-d5	8.021	117	1189138	50.00 ug/L	0.00
75) 1,4-Dichlorobenzene-d4	10.556	152	662179	50.00 ug/L	0.00
System Monitoring Compounds					
26) Pentafluorobenzene	4.504	168	698979	47.05 ug/L	0.00
Spiked Amount 50.000	Range 70 - 123		Recovery	= 94.10%	
29) 1,2-Dichloroethane-d4	4.776	65	350307	40.29 ug/L	0.00
Spiked Amount 50.000	Range 71 - 106		Recovery	= 80.58%	
45) Toluene-D8	6.559	98	1349763	46.01 ug/L	0.00
Spiked Amount 50.000	Range 70 - 113		Recovery	= 92.02%	
64) 4-Bromofluorobenzene	9.275	95	593073	43.89 ug/L	0.00
Spiked Amount 50.000	Range 67 - 107		Recovery	= 87.78%	
Target Compounds					Qvalue
11) Acetone	2.652	43	33252	~~0.74~~ ug/L <10	97
14) Methylene chloride	3.005	84	8757	~~Below Cal~~ <5	88
63) 1,2,3-Trichloropropane	9.521	110	3697	~~1.28~~ ug/L #1	1

7/29 am

(#) = qualifier out of range (m) = manual integration (+) = signals summed

Quantitation Report (Not Reviewed)

Data File: C:\msdchem\1\DATA\072810\V77120.D
DataAcq Meth:8260RUN.M
Acq On : 29 Jul 2010 5:12 am
Sample : WATER #10128
Misc : 5ml
ALS Vial : 17 Sample Multiplier: 1

Operator: Bill Brew
Inst : Instrument #1

Quant Time: Jul 29 07:24:30 2010
Quant Method : C:\msdchem\1\METHODS\071910.M
Quant Title : 8260/624 Analysis
QLast Update : Wed Jul 28 18:28:04 2010
Response via : Initial Calibration
Integrator: RTE



VOLATILE ORGANICS

STANDARDS DATA

Response Factor Report Instrument #1

Method Path : C:\msdchem\1\METHODS\
Method File : 071910.M
Title : 8260/624 Analysis
Last Update : Mon Jul 19 17:49:41 2010
Response Via : Initial Calibration

Calibration Files
2 =V76757.D 3 =V76758.D 4 =V76759.D 5 =V76760.D 6 =V76761.D 7 =V76762.D

		Compound	2	3	4	5	6	7	Avg	%RSD	
1)	I	Fluorobenzene	----------ISTD----------								
2)	T	Dichlorodifluo...	0.341	0.361	0.348	0.348	0.327	0.305	0.338	5.81	
3)	TP	Chloromethane	0.379	0.414	0.409	0.405	0.373	0.350	0.388	6.43	
4)	TC	Vinyl chloride	0.334	0.363	0.358	0.363	0.343	0.313	0.346	5.81	
5)	T	Bromomethane	0.190	0.156	0.182	0.190	0.167	0.121	0.168	15.81	*
6)	T	Chloroethane	0.206	0.210	0.205	0.204	0.179	0.145	0.192	13.21	
7)	T	Trichlorofluor...	0.406	0.443	0.441	0.430	0.400	0.363	0.413	7.37	
8)	T	Ethyl ether	0.189	0.201	0.207	0.210	0.192	0.180	0.197	5.80	
9)	T	Freon 113	0.200	0.201	0.201	0.198	0.188	0.169	0.193	6.51	
10)	TC	1,1-Dichloroet...	0.328	0.355	0.347	0.325	0.294	0.266	0.319	10.50	
11)	T	Acetone	0.696	0.307	0.182	0.110	0.105	0.108	0.251	92.06	*
12)	T	Carbon disulfide	0.655	0.713	0.698	0.698	0.633	0.576	0.662	7.87	
13)	T	Methyl acetate	0.166	0.165	0.156	0.153	0.152	0.144	0.156	5.44	
14)	T	Methylene chlo...	0.733	0.467	0.374	0.287	0.258	0.237	0.393	47.70	*
15)	T	Acrylonitrile	0.088	0.089	0.094	0.090	0.087	0.082	0.088	4.46	
16)	UN	tert-Butyl Alc...							0.000	-1.00	
17)	T	Methyl tert-bu...	0.725	0.713	0.748	0.737	0.674	0.604	0.700	7.69	
18)	T	trans-1,2-Dich...	0.354	0.352	0.353	0.327	0.295	0.259	0.323	11.99	
19)	TP	1,1-Dichloroet...	0.498	0.506	0.522	0.504	0.454	0.409	0.482	8.82	
20)	T	Vinyl acetate	0.410	0.418	0.437	0.454	0.434	0.398	0.425	4.76	
21)	T	2,2-Dichloropr...	0.433	0.455	0.444	0.435	0.393	0.356	0.419	8.96	
22)	T	2-Butanone	0.033	0.029	0.029	0.037	0.034	0.033	0.033	9.94	
23)	T	cis-1,2-Dichlo...	0.336	0.333	0.332	0.316	0.277	0.248	0.307	11.87	
24)	T	Bromochloromet...	0.135	0.142	0.137	0.121	0.109	0.106	0.125	12.13	
25)	TC	Chloroform	0.672	0.603	0.565	0.494	0.443	0.417	0.533	18.49	*
26)	S	Pentafluoroben...	0.569	0.548	0.559	0.524	0.469	0.433	0.517	10.55	
27)	UN	Tetrahydrofuran							0.000	-1.00	
28)	T	1,1,1-Trichlor...	0.442	0.437	0.454	0.429	0.390	0.346	0.416	9.81	
29)	S	1,2-Dichloroet...	0.329	0.323	0.314	0.304	0.284	0.259	0.302	8.70	
30)	T	Carbon Tetrach...	0.322	0.343	0.346	0.359	0.330	0.301	0.333	6.05	
31)	T	Benzene	1.325	1.231	1.203	1.188	1.072	0.918	1.156	12.31	
32)	T	1,2-Dichloroet...	0.353	0.372	0.361	0.340	0.311	0.277	0.336	10.62	
33)	T	Trichloroethene	0.289	0.292	0.298	0.301	0.270	0.247	0.283	7.34	
34)	T	Methylcyclohexane	0.532	0.533	0.533	0.542	0.510	0.436	0.514	7.77	
35)	UN	Ethyl acetate							0.000	-1.00	
36)	TC	1,2-Dichloropr...	0.333	0.315	0.323	0.317	0.287	0.250	0.304	10.03	
37)	UN	Isobutyl alcohol							0.000	-1.00	
38)	T	Dibromomethane	0.168	0.180	0.176	0.169	0.159	0.140	0.165	8.72	

071910.M Mon Jul 19 17:50:19 2010 73VOAV2

Page: 1 /3

* curve is not avg of response factors

7/19 MM

Initial Calibration Summary Table

Method Path : C:\msdchem\1\METHODS\
Method File : 071910.M

39)	T	Bromodichlorom...	0.363	0.403	0.401	0.426	0.391	0.345	0.388	7.53	
40)	T	2-Chloroethyl ...	0.157	0.157	0.168	0.184	0.179	0.157	0.167	7.30	
41)	UN	Isopropyl acetate							0.000	-1.00	
42)	T	1,1-Dichloropr...	0.403	0.392	0.414	0.410	0.361	0.313	0.382	10.21	
43)	T	cis-1,3-Dichlo...	0.474	0.500	0.522	0.544	0.498	0.415	0.492	9.08	
44)	T	4-Methyl-2-pen...	0.281	0.293	0.283	0.292	0.319	0.255	0.287	7.20	
45)	S	Toluene-D8	1.137	1.149	1.112	1.042	0.923	0.759	1.020	14.99	
46)	TC	Toluene	1.586	1.448	1.340	1.232	1.113	0.891	1.268	19.51	*
47)	T	trans-1,3-Dich...	0.404	0.432	0.444	0.484	0.438	0.387	0.431	7.82	
48)	T	1,1,2-Trichlor...	0.250	0.267	0.264	0.264	0.239	0.221	0.251	7.24	
49)	T	1,3-Dichloropr...	0.425	0.458	0.432	0.426	0.395	0.357	0.415	8.45	
50)	T	Tetrachloroethene	0.346	0.371	0.361	0.364	0.322	0.291	0.342	8.98	
51)	T	2-Hexanone	0.238	0.248	0.231	0.252	0.248	0.232	0.242	3.71	
52)	T	Dibromochlorom...	0.208	0.240	0.245	0.273	0.262	0.246	0.246	8.96	
53)	T	1,2-Dibromoethane	0.238	0.248	0.250	0.268	0.257	0.227	0.248	5.81	
54)	I	Chlorobenzene-d5	----------ISTD----------								
55)	TP	Chlorobenzene	0.966	0.975	0.963	0.997	0.876	0.792	0.928	8.46	
56)	T	1,1,1,2-Tetrac...	0.302	0.306	0.317	0.359	0.327	0.299	0.318	7.02	
57)	TC	Ethylbenzene	2.002	1.918	1.820	1.743	1.529	1.248	1.710	16.28	*
58)	T	m,p-Xylene	0.809	0.762	0.718	0.732	0.610	0.511	0.690	15.90	*
59)	T	o-Xylene	0.847	0.801	0.794	0.765	0.648	0.559	0.736	14.85	
60)	T	Styrene	1.223	1.257	1.269	1.219	0.992	0.831	1.132	15.81	*
61)	TP	Bromoform	0.167	0.182	0.201	0.246	0.253	0.247	0.216	17.28	*
62)	T	Isopropylbenzene	1.921	1.953	1.992	1.866	1.618	1.364	1.786	13.75	
63)	T	1,2,3-Trichlor...	0.126	0.116	0.124	0.123	0.123	0.115	0.121	3.71	
64)	S	4-Bromofluorob...	0.653	0.620	0.602	0.565	0.512	0.458	0.568	12.76	
65)	T	Bromobenzene	0.439	0.442	0.464	0.453	0.413	0.352	0.427	9.50	
66)	TP	1,1,2,2-Tetrac...	0.429	0.418	0.439	0.421	0.405	0.364	0.413	6.40	
67)	T	n-Propylbenzene	2.145	2.173	2.217	2.098	1.866	1.486	1.997	13.98	
68)	T	2-Chlorotoluene	0.428	0.438	0.443	0.445	0.413	0.369	0.423	6.80	
69)	T	4-Chlorotoluene	0.457	0.440	0.445	0.439	0.399	0.351	0.422	9.45	
70)	T	1,3,5-Trimethy...	1.558	1.612	1.601	1.489	1.339	1.054	1.442	14.90	
71)	T	tert-Butylbenzene	0.332	0.363	0.365	0.355	0.330	0.276	0.337	9.92	
72)	T	1,2,4-Trimethy...	1.733	1.720	1.655	1.589	1.358	1.136	1.532	15.48	
73)	T	sec-Butylbenzene	2.104	2.124	2.217	2.156	1.865	1.495	1.994	13.66	
74)	T	p-Isopropyltol...	1.711	1.772	1.744	1.679	1.507	1.220	1.605	13.13	
75)	I	1,4-Dichlorobenzen...	----------ISTD----------								
76)	T	1,3-Dichlorobe...	1.734	1.734	1.644	1.702	1.510	1.353	1.613	9.45	
77)	T	1,4-Dichlorobe...	1.685	1.620	1.586	1.643	1.470	1.340	1.557	8.28	
78)	T	n-Butylbenzene	3.435	3.509	3.301	3.008	2.645	2.268	3.028	16.16	*
79)	T	1,2-Dichlorobe...	1.688	1.644	1.563	1.486	1.326	1.165	1.478	13.54	
80)	UN	Tetraethyllead							0.000	-1.00	
81)	T	1,2-Dibromo-3-...	0.149	0.146	0.150	0.171	0.184	0.186	0.164	11.18	
82)	T	1,2,4-Trichlor...	1.317	1.300	1.259	1.263	1.104	1.078	1.220	8.42	
83)	T	1,2,3-Trichlor...	1.193	1.133	1.118	1.120	1.046	0.968	1.096	7.15	
84)	T	Hexachlorobuta...	0.806	0.777	0.784	0.771	0.716	0.685	0.757	6.08	

Initial Calibration Summary Table

Method Path : C:\msdchem\1\METHODS\
Method File : 071910.M

85)	T	Naphthalene	2.870	2.567	2.491	2.453	2.380	2.250	2.502	8.40
86)	TM	Cyclohexane	1.289	0.999	1.089	1.045	0.932	0.922	1.046	12.95

(#) = Out of Range

Initial Calibration Summary Table

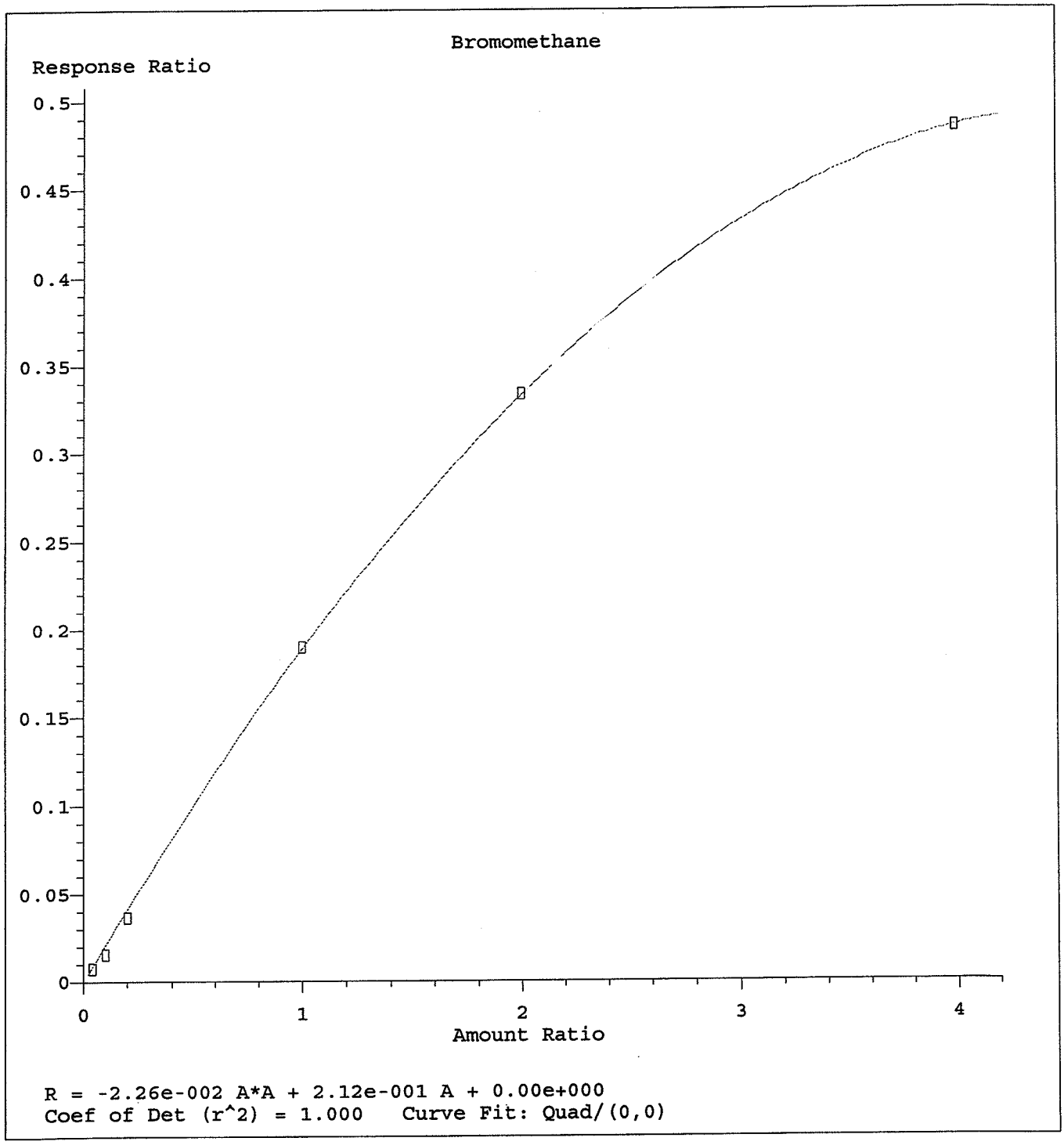

Method Name: C:\msdchem\1\METHODS\071910.M
Calibration Table Last Updated: Mon Jul 19 17:49:41 2010

7/19 BB

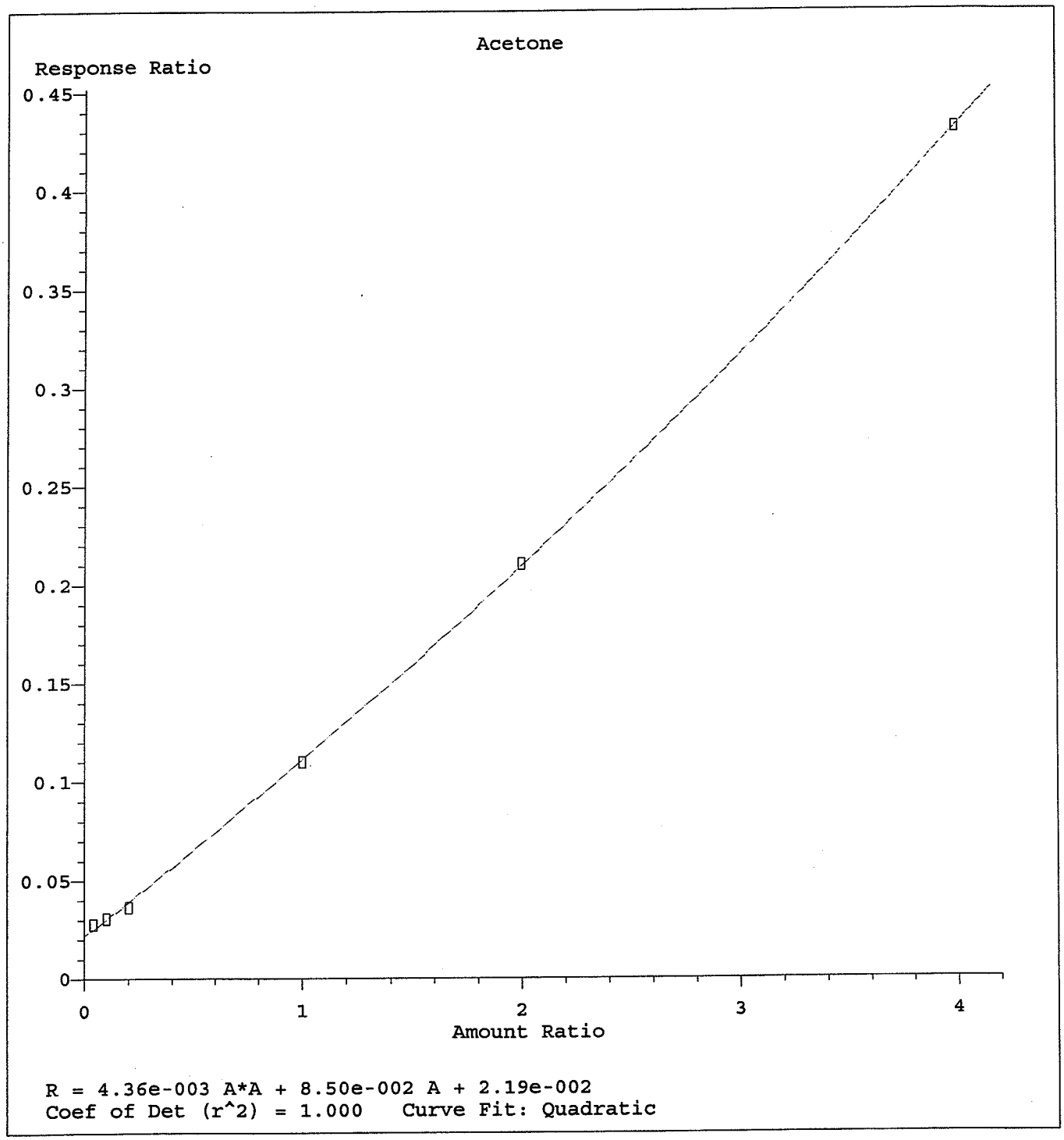

Method Name: C:\msdchem\1\METHODS\071910.M
Calibration Table Last Updated: Mon Jul 19 17:49:41 2010

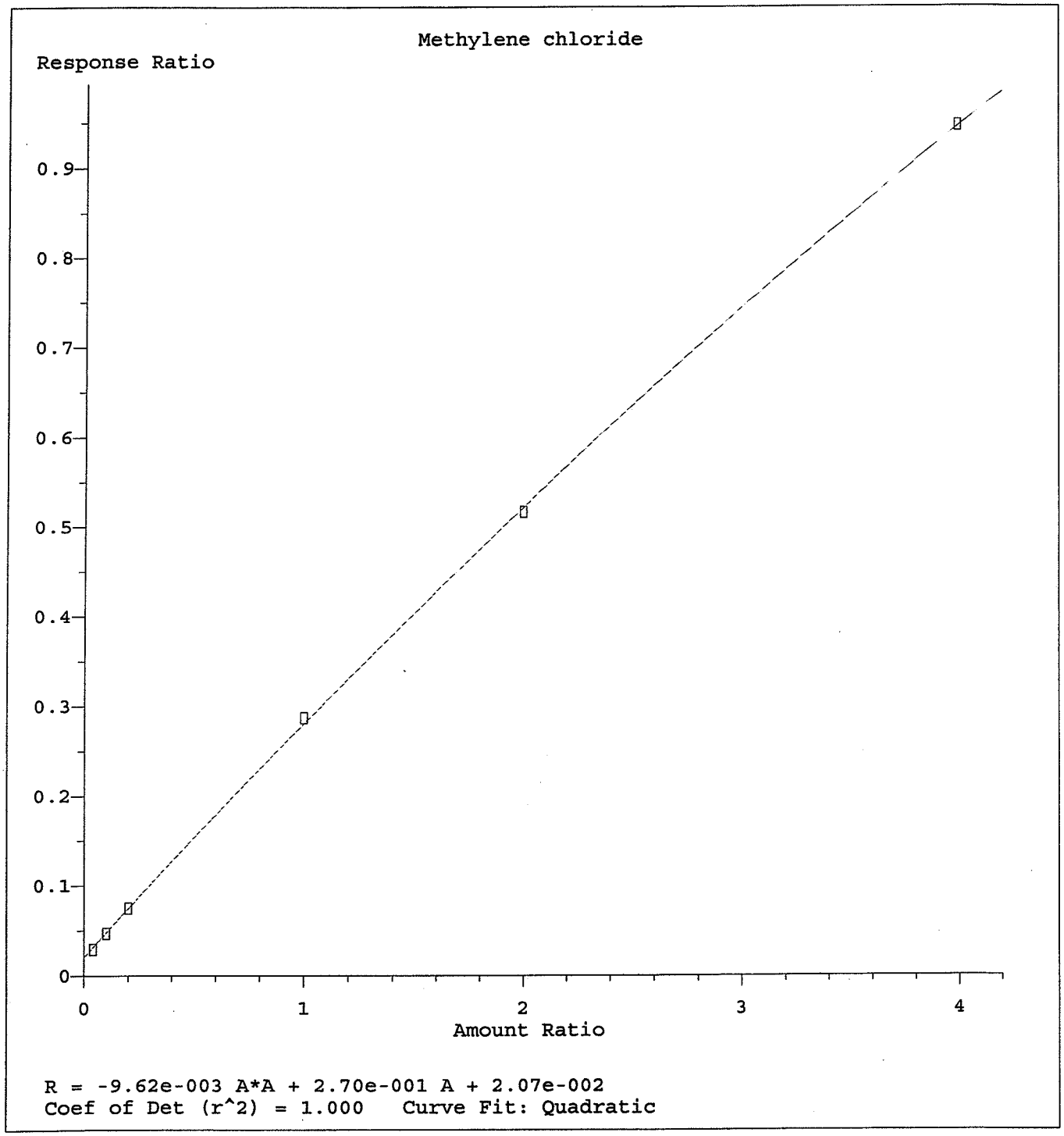

Method Name: C:\msdchem\1\METHODS\071910.M
Calibration Table Last Updated: Mon Jul 19 17:49:41 2010

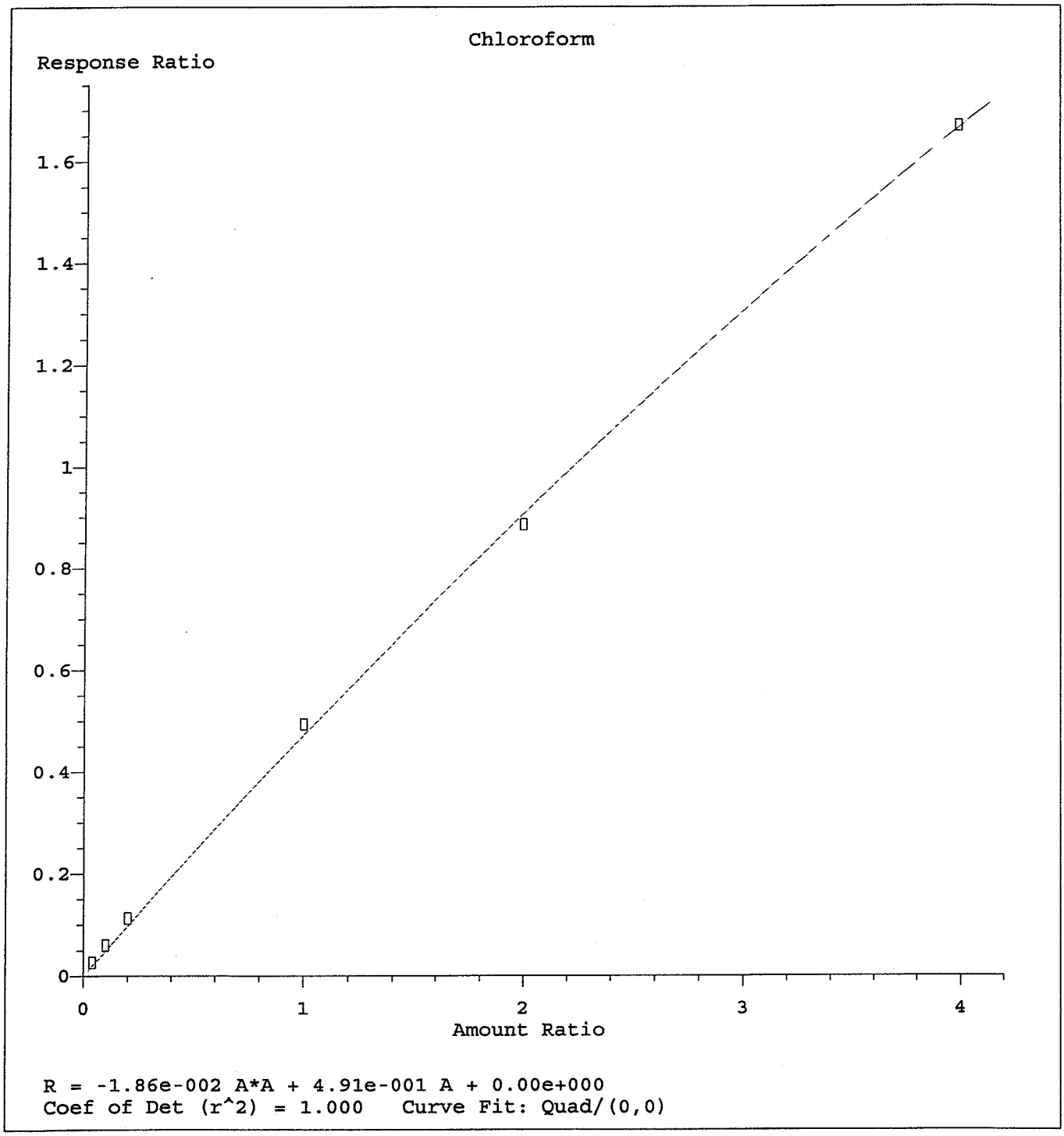

Method Name: C:\msdchem\1\METHODS\071910.M
Calibration Table Last Updated: Mon Jul 19 17:49:41 2010

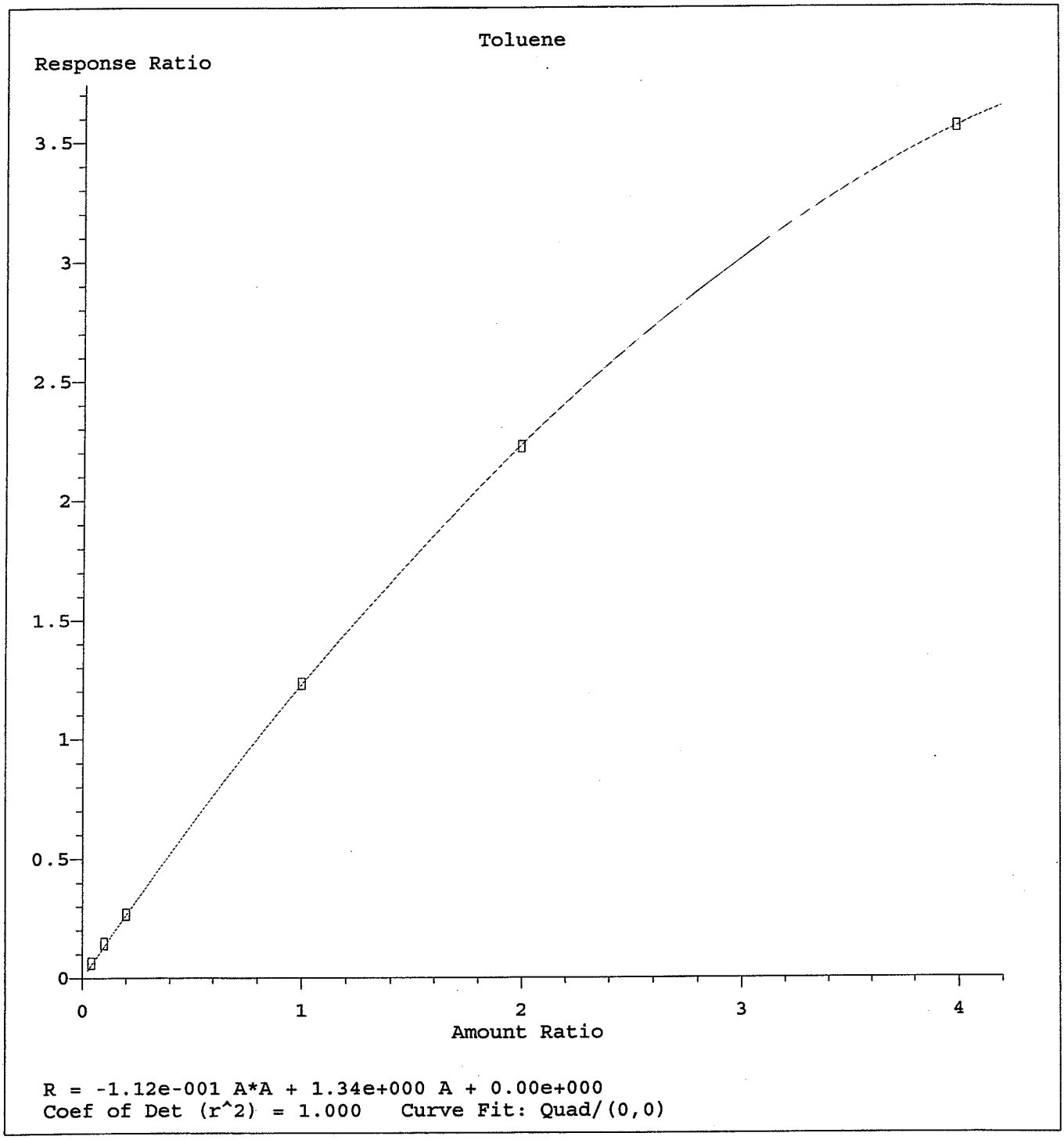

Method Name: C:\msdchem\1\METHODS\071910.M
Calibration Table Last Updated: Mon Jul 19 17:49:41 2010

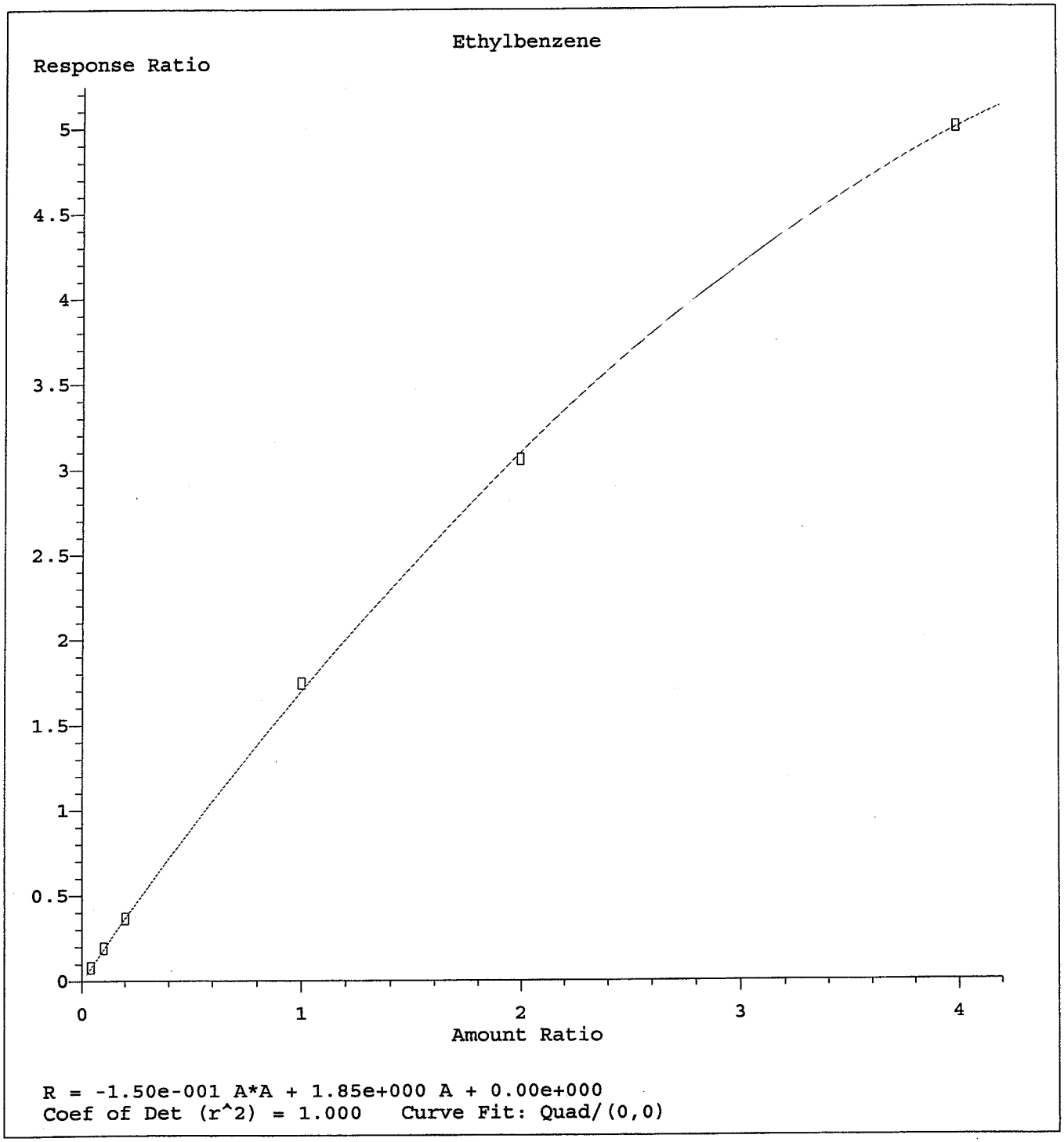

Method Name: C:\msdchem\1\METHODS\071910.M
Calibration Table Last Updated: Mon Jul 19 17:49:41 2010

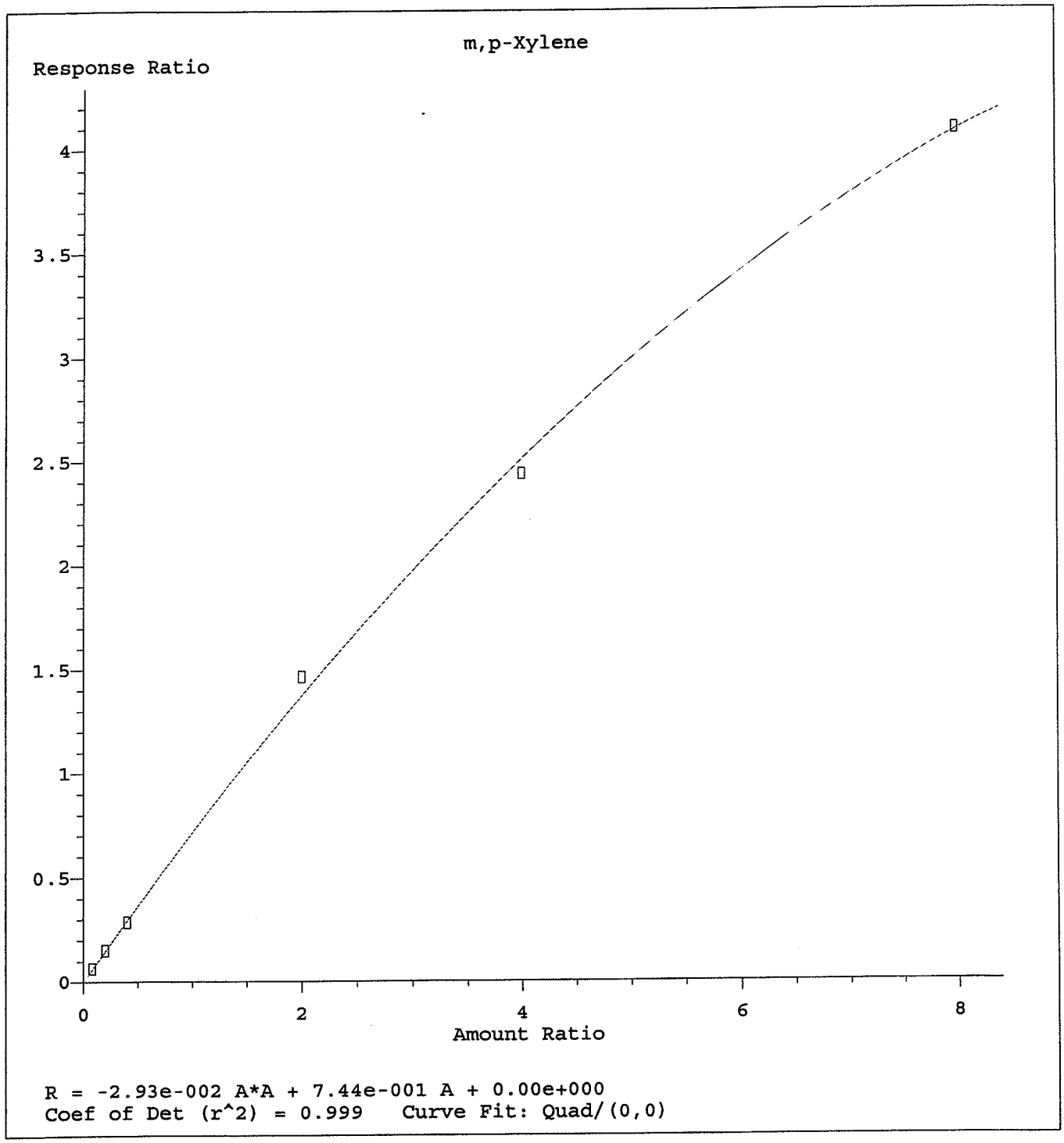

Method Name: C:\msdchem\1\METHODS\071910.M
Calibration Table Last Updated: Mon Jul 19 17:49:41 2010

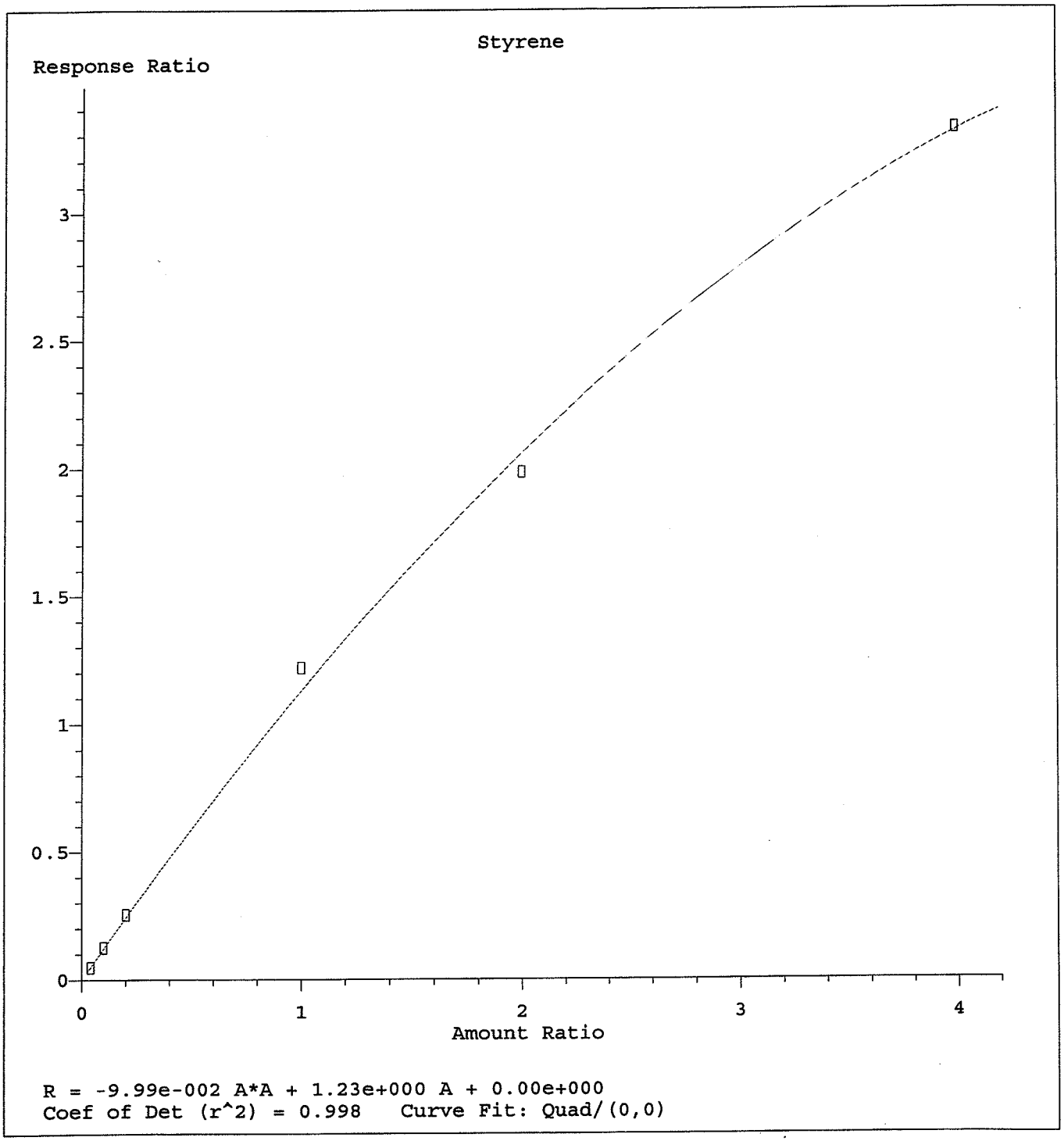

Method Name: C:\msdchem\1\METHODS\071910.M
Calibration Table Last Updated: Mon Jul 19 17:49:41 2010

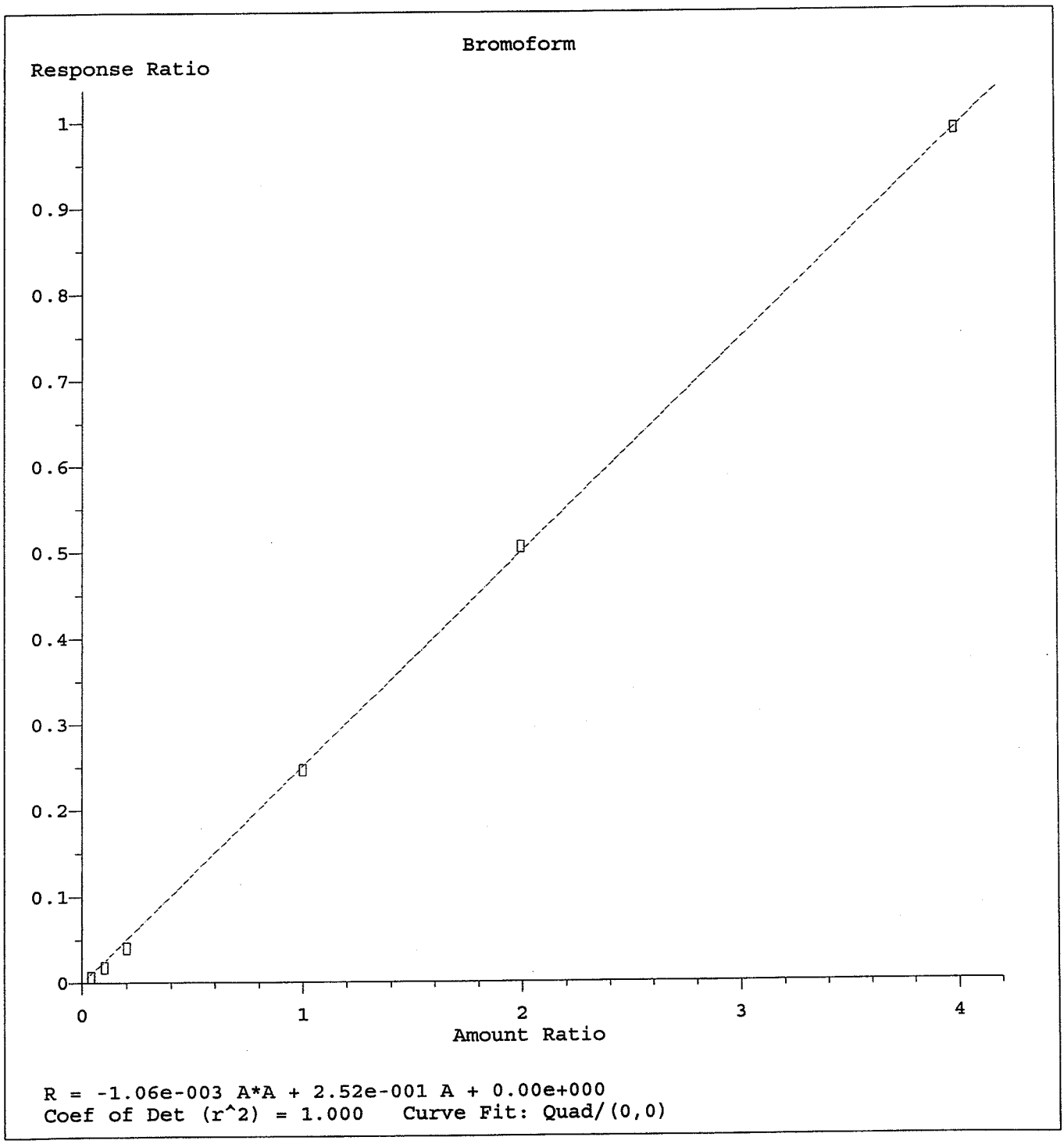

Method Name: C:\msdchem\1\METHODS\071910.M
Calibration Table Last Updated: Mon Jul 19 17:49:41 2010

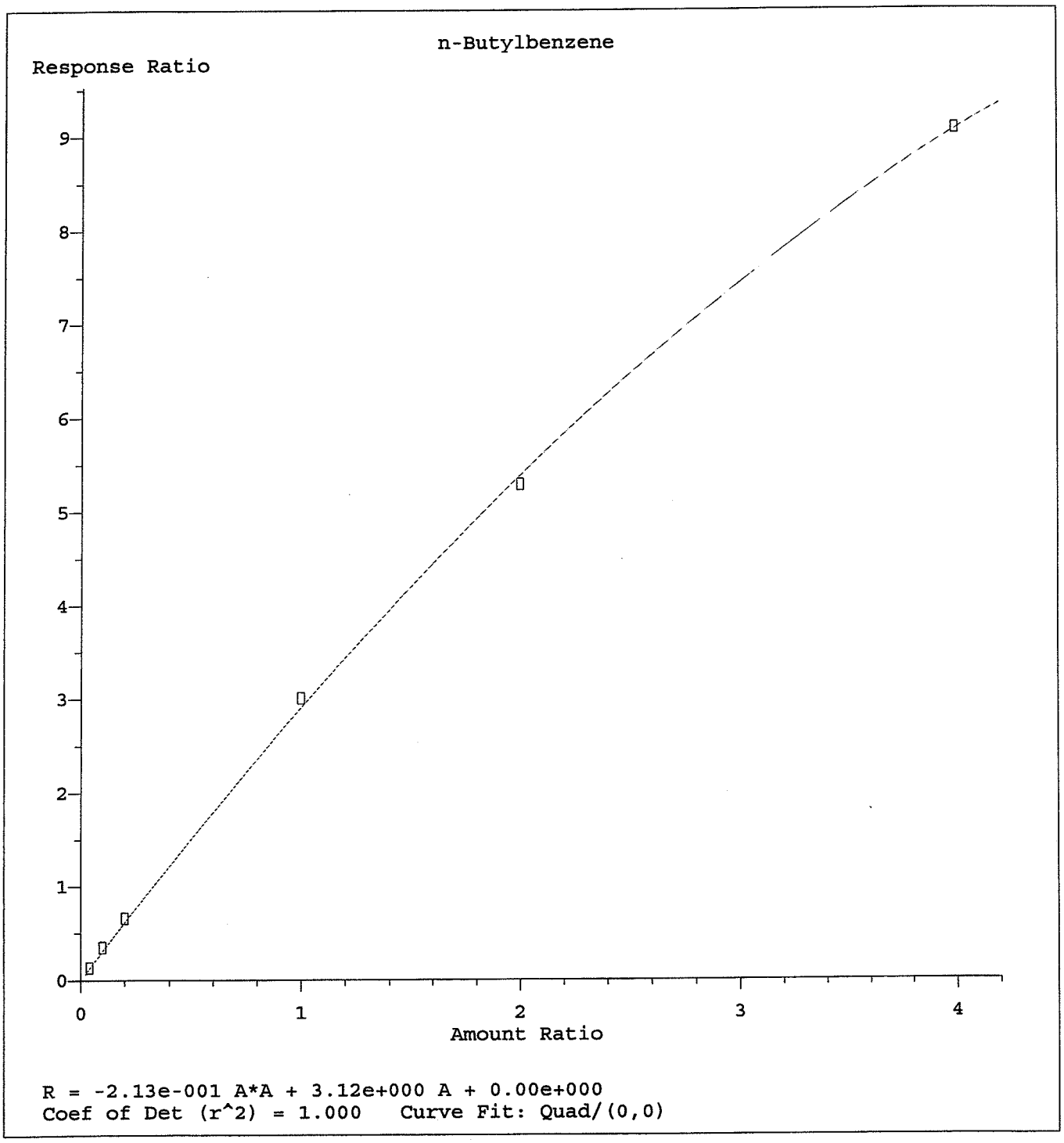

Method Name: C:\msdchem\1\METHODS\071910.M
Calibration Table Last Updated: Mon Jul 19 17:49:41 2010

Quantitation Report (Not Reviewed)

Data File: C:\msdchem\1\DATA\071910\V76757.D
DataAcq Meth:8260RUN.M
Acq On : 19 Jul 2010 2:37 pm
Sample : 2ppb mega Cal
Misc :
ALS Vial : 4 Sample Multiplier: 1

Operator: Bill Brew
Inst : Instrument #1

Quant Time: Jul 19 18:02:19 2010
Quant Method : C:\msdchem\1\METHODS\071910.M
Quant Title : 8260/624 Analysis
QLast Update : Mon Jul 19 17:58:22 2010
Response via : Initial Calibration
Integrator: RTE

Compound	R.T.	QIon	Response	Conc Units	Dev(Min)
Internal Standards					
1) Fluorobenzene	5.073	96	1700583	50.00 ug/L	0.00
54) Chlorobenzene-d5	8.019	117	1305576	50.00 ug/L	0.00
75) 1,4-Dichlorobenzene-d4	10.559	152	693285	50.00 ug/L	0.00
System Monitoring Compounds					
26) Pentafluorobenzene	4.502	168	38674	2.20 ug/L	0.00
Spiked Amount 50.000	Range 70 - 123		Recovery	= 4.40%#	
29) 1,2-Dichloroethane-d4	4.774	65	22394	2.18 ug/L	0.00
Spiked Amount 50.000	Range 71 - 106		Recovery	= 4.36%#	
45) Toluene-D8	6.557	98	77363	2.23 ug/L	0.00
Spiked Amount 50.000	Range 70 - 113		Recovery	= 4.46%#	
64) 4-Bromofluorobenzene	9.278	95	34090	2.30 ug/L	0.00
Spiked Amount 50.000	Range 67 - 107		Recovery	= 4.60%#	
Target Compounds					Qvalue
2) Dichlorodifluoromethane	1.439	85	23180	2.02 ug/L	98
3) Chloromethane	1.588	50	25751	1.95 ug/L	99
4) Vinyl chloride	1.668	62	22718	1.93 ug/L	98
5) Bromomethane	1.924	94	12947	1.81 ug/L	97
6) Chloroethane	1.999	64	14044	2.15 ug/L	98
7) Trichlorofluoromethane	2.202	101	27597	1.96 ug/L	97
8) Ethyl ether	2.421	59	12889	1.93 ug/L	100
9) Freon 113	2.607	101	13584	2.07 ug/L	95
10) 1,1-Dichloroethene	2.613	61	22331	2.06 ug/L	87
11) Acetone	2.645	43	47347	3.50 ug/L	96
12) Carbon disulfide	2.800	76	44550	1.98 ug/L	97
13) Methyl acetate	2.912	43	11319	2.13 ug/L	88
14) Methylene chloride	3.002	84	49872	1.60 ug/L #	85
15) Acrylonitrile	3.195	53	5958	1.99 ug/L	94
17) Methyl tert-butyl Ether	3.221	73	49313	2.07 ug/L	92
18) trans-1,2-Dichloroethene	3.227	61	24064	2.19 ug/L	83
19) 1,1-Dichloroethane	3.573	63	33869	2.06 ug/L	97
20) Vinyl acetate	3.605	43	30771	2.13 ug/L	91
21) 2,2-Dichloropropane	4.064	77	29479	2.07 ug/L	90
22) 2-Butanone	4.064	72	2269	2.04 ug/L #	62
23) cis-1,2-Dichloroethene	4.064	96	22867	2.19 ug/L #	81
24) Bromochloromethane	4.267	128	9198	2.16 ug/L #	62
25) Chloroform	4.331	83	45741	2.75 ug/L	98
28) 1,1,1-Trichloroethane	4.502	97	30057	2.12 ug/L	95
30) Carbon Tetrachloride	4.646	117	21899	1.93 ug/L	98
31) Benzene	4.833	78	90140	2.29 ug/L	92
32) 1,2-Dichloroethane	4.838	62	24010	2.10 ug/L	97
33) Trichloroethene	5.404	130	19692	2.05 ug/L #	83
34) Methylcyclohexane	5.591	83	36174	2.07 ug/L	85
36) 1,2-Dichloropropane	5.612	63	22627	2.19 ug/L	95
38) Dibromomethane	5.724	93	11448	2.03 ug/L #	68
39) Bromodichloromethane	5.868	83	24707	1.87 ug/L	98
40) 2-Chloroethyl vinyl Ether	6.151	63	10667	1.88 ug/L	88
42) 1,1-Dichloropropene	4.641	75	27430	2.11 ug/L	90
43) cis-1,3-Dichloropropene	6.295	75	32211	1.93 ug/L	94

7/19 pm

Quantitation Report (Not Reviewed)

Data File: C:\msdchem\1\DATA\071910\V76757.D
DataAcq Meth:8260RUN.M
Acq On : 19 Jul 2010 2:37 pm
Sample : 2ppb mega Cal
Misc :
ALS Vial : 4 Sample Multiplier: 1

Operator: Bill Brew
Inst : Instrument #1

Quant Time: Jul 19 18:02:19 2010
Quant Method : C:\msdchem\1\METHODS\071910.M
Quant Title : 8260/624 Analysis
QLast Update : Mon Jul 19 17:58:22 2010
Response via : Initial Calibration
Integrator: RTE

	Compound	R.T.	QIon	Response	Conc	Units		Dev(Min)
44)	4-Methyl-2-pentanone	6.445	43	22255	2.28	ug/L		96
46)	Toluene	6.626	91	107865	2.38	ug/L		97
47)	trans-1,3-Dichloropropene	6.834	75	27485	1.87	ug/L		91
48)	1,1,2-Trichloroethane	7.021	97	16983	1.99	ug/L		96
49)	1,3-Dichloropropane	7.186	76	28880	2.04	ug/L		100
50)	Tetrachloroethene	7.170	166	23523	2.02	ug/L		93
51)	2-Hexanone	7.272	43	16192	1.97	ug/L		95
52)	Dibromochloromethane	7.421	129	14180	1.70	ug/L		98
53)	1,2-Dibromoethane	7.539	107	16160	1.92	ug/L		97
55)	Chlorobenzene	8.046	112	50465	2.08	ug/L	#	66
56)	1,1,1,2-Tetrachloroethane	8.136	131	15790	1.90	ug/L	#	69
57)	Ethylbenzene	8.163	91	104570	2.18	ug/L		92
58)	m,p-Xylene	8.291	106	84494	4.36	ug/L	#	80
59)	o-Xylene	8.713	106	44207	2.30	ug/L	#	82
60)	Styrene	8.729	104	63886	2.00	ug/L		94
61)	Bromoform	8.926	173	8744	1.33	ug/L		93
62)	Isopropylbenzene	9.113	105	100326	2.15	ug/L		92
63)	1,2,3-Trichloropropane	9.487	110	6589	2.08	ug/L	#	66
65)	Bromobenzene	9.444	156	22938	2.06	ug/L	#	61
66)	1,1,2,2-Tetrachloroethane	9.439	83	22424	2.08	ug/L		97
67)	n-Propylbenzene	9.567	91	112010	2.15	ug/L		87
68)	2-Chlorotoluene	9.657	126	22370	2.03	ug/L	#	56
69)	4-Chlorotoluene	9.775	126	23850	2.17	ug/L	#	62
70)	1,3,5-Trimethylbenzene	9.764	105	81366	2.16	ug/L		91
71)	tert-Butylbenzene	10.127	134	17316	1.97	ug/L	#	63
72)	1,2,4-Trimethylbenzene	10.175	105	90508	2.26	ug/L		91
73)	sec-Butylbenzene	10.367	105	109890	2.11	ug/L		89
74)	p-Isopropyltoluene	10.533	119	89363	2.13	ug/L		92
76)	1,3-Dichlorobenzene	10.485	146	48075	2.15	ug/L		95
77)	1,4-Dichlorobenzene	10.586	146	46740	2.16	ug/L	#	81
78)	n-Butylbenzene	10.997	91	95264	2.21	ug/L		90
79)	1,2-Dichlorobenzene	11.002	146	46819	2.28	ug/L		96
81)	1,2-Dibromo-3-Chloropr...	11.883	157	4136	1.82	ug/L	#	77
82)	1,2,4-Trichlorobenzene	12.774	180	36531	2.16	ug/L		97
83)	1,2,3-Trichlorobenzene	13.265	180	33070	2.18	ug/L		94
84)	Hexachlorobutadiene	12.950	225	22351	2.13	ug/L		98
85)	Naphthalene	13.025	128	79590	2.29	ug/L		99
86)	Cyclohexane	4.555	56	35753	2.47	ug/L	#	80

(#) = qualifier out of range (m) = manual integration (+) = signals summed

Quantitation Report (Not Reviewed)

Data File: C:\msdchem\1\DATA\071910\V76757.D
DataAcq Meth:8260RUN.M
Acq On : 19 Jul 2010 2:37 pm
Sample : 2ppb mega Cal
Misc :
ALS Vial : 4 Sample Multiplier: 1

Operator: Bill Brew
Inst : Instrument #1

Quant Time: Jul 19 18:02:19 2010
Quant Method : C:\msdchem\1\METHODS\071910.M
Quant Title : 8260/624 Analysis
QLast Update : Mon Jul 19 17:58:22 2010
Response via : Initial Calibration
Integrator: RTE

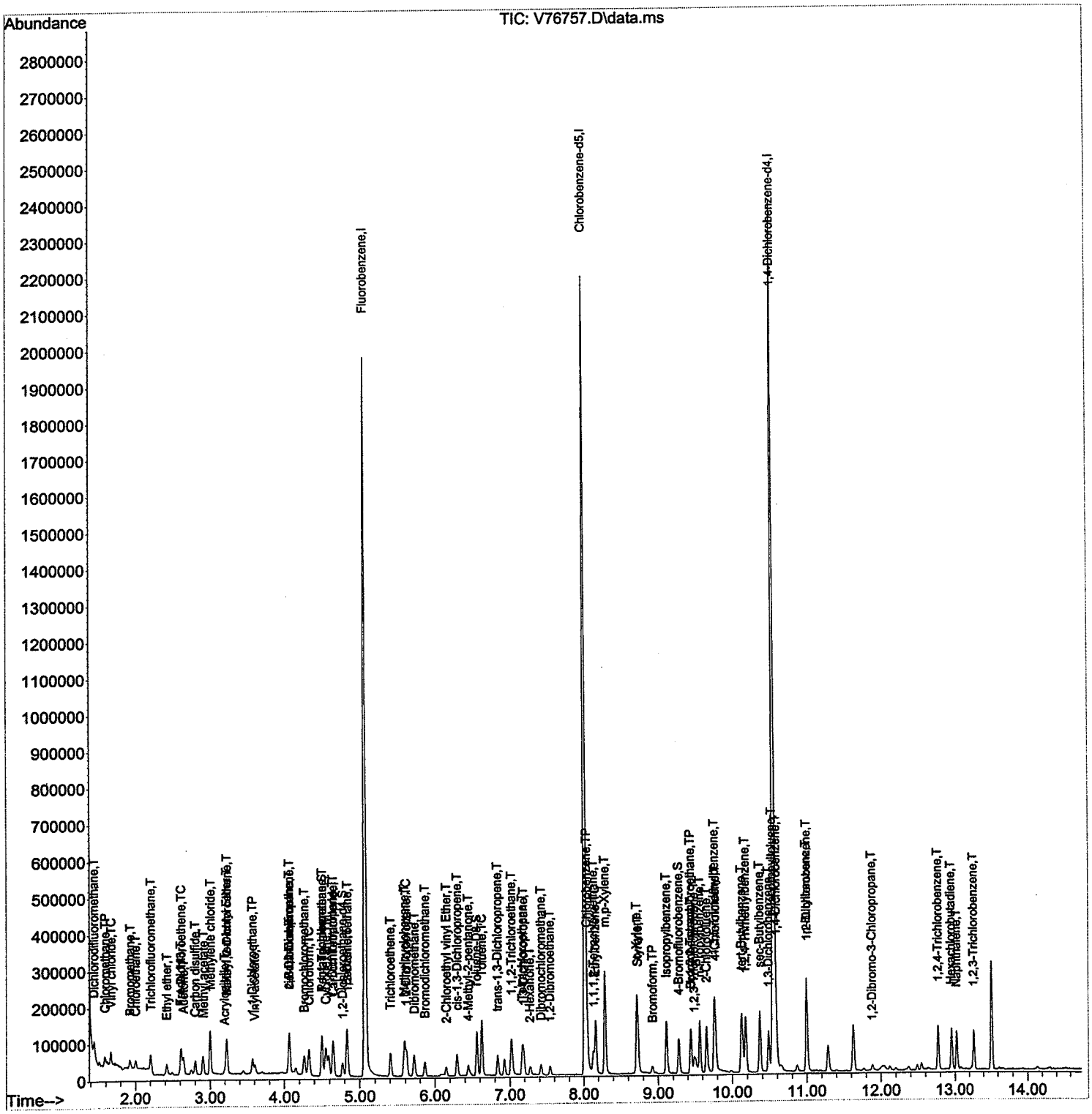

Quantitation Report (QT Reviewed)

Data File: C:\msdchem\1\DATA\071910\V76758.D
DataAcq Meth:8260RUN.M
Acq On : 19 Jul 2010 3:00 pm
Sample : 5ppb mega Cal
Misc :
ALS Vial : 5 Sample Multiplier: 1

Operator: Bill Brew
Inst : Instrument #1

Quant Time: Jul 19 18:08:06 2010
Quant Method : C:\msdchem\1\METHODS\071910.M
Quant Title : 8260/624 Analysis
QLast Update : Mon Jul 19 17:58:22 2010
Response via : Initial Calibration
Integrator: RTE

Compound	R.T.	QIon	Response	Conc	Units	Dev(Min)
Internal Standards						
1) Fluorobenzene	5.071	96	1527740	50.00	ug/L	0.00
54) Chlorobenzene-d5	8.022	117	1276275	50.00	ug/L	0.00
75) 1,4-Dichlorobenzene-d4	10.557	152	689242	50.00	ug/L	0.00
System Monitoring Compounds						
26) Pentafluorobenzene	4.500	168	83714	5.30	ug/L	0.00
Spiked Amount 50.000	Range 70 - 123		Recovery	=	10.60%#	
29) 1,2-Dichloroethane-d4	4.772	65	49362	5.34	ug/L	0.00
Spiked Amount 50.000	Range 71 - 106		Recovery	=	10.68%#	
45) Toluene-D8	6.560	98	175518	5.63	ug/L	0.00
Spiked Amount 50.000	Range 70 - 113		Recovery	=	11.26%#	
64) 4-Bromofluorobenzene	9.276	95	79130	5.46	ug/L	0.00
Spiked Amount 50.000	Range 67 - 107		Recovery	=	10.92%#	
Target Compounds						Qvalue
2) Dichlorodifluoromethane	1.442	85	55076	5.33	ug/L	98
3) Chloromethane	1.591	50	63271	5.33	ug/L	99
4) Vinyl chloride	1.666	62	55503	5.26	ug/L	96
5) Bromomethane	1.927	94	23825	3.71	ug/L	97
6) Chloroethane	2.002	64	32137	5.49	ug/L	99
7) Trichlorofluoromethane	2.205	101	67605	5.35	ug/L	98
8) Ethyl ether	2.424	59	30668	5.11	ug/L	100
9) Freon 113	2.610	101	30648	5.20	ug/L	94
10) 1,1-Dichloroethene	2.616	61	54236	5.56	ug/L	82
11) Acetone	2.648	43	50575	6.57	ug/L	96
12) Carbon disulfide	2.802	76	108988	5.39	ug/L	98
13) Methyl acetate	2.909	43	25181	5.28	ug/L	91
14) Methylene chloride	3.000	84	71341	4.84	ug/L #	83
15) Acrylonitrile	3.197	53	13596	5.05	ug/L	92
17) Methyl tert-butyl Ether	3.224	73	108854	5.09	ug/L	92
18) trans-1,2-Dichloroethene	3.224	61	53742	5.44	ug/L	80
19) 1,1-Dichloroethane	3.576	63	77362	5.25	ug/L	98
20) Vinyl acetate	3.603	43	63801	4.91	ug/L	93
21) 2,2-Dichloropropane	4.067	77	69522	5.43	ug/L	92
22) 2-Butanone	4.067	72	4368	4.38	ug/L #	51
23) cis-1,2-Dichloroethene	4.062	96	50924	5.43	ug/L #	80
24) Bromochloromethane	4.270	128	21637	5.67	ug/L #	61
25) Chloroform	4.329	83	92157	6.18	ug/L	98
28) 1,1,1-Trichloroethane	4.500	97	66715	5.24	ug/L	95
30) Carbon Tetrachloride	4.649	117	52350	5.14	ug/L	98
31) Benzene	4.830	78	188033	5.32	ug/L	94
32) 1,2-Dichloroethane	4.841	62	56831	5.54	ug/L	99
33) Trichloroethene	5.407	130	44620	5.16	ug/L #	84
34) Methylcyclohexane	5.588	83	81460	5.18	ug/L	86
36) 1,2-Dichloropropane	5.615	63	48196	5.19	ug/L	91
38) Dibromomethane	5.722	93	27496	5.44	ug/L #	70
39) Bromodichloromethane	5.866	83	61518	5.19	ug/L	96
40) 2-Chloroethyl vinyl Ether	6.149	63	23961	4.69	ug/L	91
42) 1,1-Dichloropropene	4.649	75	59960	5.13	ug/L	91
43) cis-1,3-Dichloropropene	6.293	75	76400	5.08	ug/L	89

7/19 [illegible]

Quantitation Report (QT Reviewed)

Data File: C:\msdchem\1\DATA\071910\V76758.D
DataAcq Meth:8260RUN.M
Acq On : 19 Jul 2010 3:00 pm
Sample : 5ppb mega Cal
Misc :
ALS Vial : 5 Sample Multiplier: 1

Operator: Bill Brew
Inst : Instrument #1

Quant Time: Jul 19 18:08:06 2010
Quant Method : C:\msdchem\1\METHODS\071910.M
Quant Title : 8260/624 Analysis
QLast Update : Mon Jul 19 17:58:22 2010
Response via : Initial Calibration
Integrator: RTE

Compound	R.T.	QIon	Response	Conc Units	Dev(Min)
44) 4-Methyl-2-pentanone	6.442	43	42829m	4.88 ug/L	
46) Toluene	6.624	91	221245	5.45 ug/L	98
47) trans-1,3-Dichloropropene	6.837	75	65973	5.00 ug/L	90
48) 1,1,2-Trichloroethane	7.019	97	40816	5.33 ug/L	94
49) 1,3-Dichloropropane	7.189	76	69966	5.51 ug/L	98
50) Tetrachloroethene	7.168	166	56736	5.42 ug/L	95
51) 2-Hexanone	7.275	43	37855	5.13 ug/L	98
52) Dibromochloromethane	7.419	129	36612	4.88 ug/L	96
53) 1,2-Dibromoethane	7.542	107	37843	5.00 ug/L	97
55) Chlorobenzene	8.049	112	124490	5.25 ug/L #	77
56) 1,1,1,2-Tetrachloroethane	8.134	131	39102	4.81 ug/L	94
57) Ethylbenzene	8.166	91	244741	5.24 ug/L	93
58) m,p-Xylene	8.289	106	194487	10.32 ug/L #	82
59) o-Xylene	8.716	106	102270	5.45 ug/L #	82
60) Styrene	8.726	104	160388	5.16 ug/L	93
61) Bromoform	8.924	173	23202	3.61 ug/L	98
62) Isopropylbenzene	9.116	105	249231	5.47 ug/L	93
63) 1,2,3-Trichloropropane	9.484	110	14823	4.79 ug/L #	57
65) Bromobenzene	9.441	156	56471	5.18 ug/L #	64
66) 1,1,2,2-Tetrachloroethane	9.436	83	53328	5.06 ug/L	95
67) n-Propylbenzene	9.564	91	277363	5.44 ug/L	89
68) 2-Chlorotoluene	9.655	126	55840	5.18 ug/L #	62
69) 4-Chlorotoluene	9.778	126	56096	5.21 ug/L #	42
70) 1,3,5-Trimethylbenzene	9.762	105	205765	5.59 ug/L	90
71) tert-Butylbenzene	10.125	134	46374	5.39 ug/L #	67
72) 1,2,4-Trimethylbenzene	10.178	105	219501	5.61 ug/L	91
73) sec-Butylbenzene	10.370	105	271090	5.33 ug/L	89
74) p-Isopropyltoluene	10.535	119	226145	5.52 ug/L	92
76) 1,3-Dichlorobenzene	10.482	146	119501	5.38 ug/L	94
77) 1,4-Dichlorobenzene	10.589	146	111630	5.20 ug/L	91
78) n-Butylbenzene	10.994	91	241889	5.67 ug/L	91
79) 1,2-Dichlorobenzene	11.005	146	113296	5.56 ug/L	98
81) 1,2-Dibromo-3-Chloropr...	11.880	157	10059	4.44 ug/L #	76
82) 1,2,4-Trichlorobenzene	12.772	180	89627	5.33 ug/L	96
83) 1,2,3-Trichlorobenzene	13.268	180	78108	5.17 ug/L	94
84) Hexachlorobutadiene	12.953	225	53566	5.14 ug/L	98
85) Naphthalene	13.022	128	176913	5.13 ug/L	99
86) Cyclohexane	4.558	56	68849	4.77 ug/L	85

(#) = qualifier out of range (m) = manual integration (+) = signals summed

Quantitation Report (QT Reviewed)

Data File: C:\msdchem\1\DATA\071910\V76758.D
DataAcq Meth: 8260RUN.M
Acq On : 19 Jul 2010 3:00 pm
Sample : 5ppb mega Cal
Misc :
ALS Vial : 5 Sample Multiplier: 1

Operator: Bill Brew
Inst : Instrument #1

Quant Time: Jul 19 18:08:06 2010
Quant Method : C:\msdchem\1\METHODS\071910.M
Quant Title : 8260/624 Analysis
QLast Update : Mon Jul 19 17:58:22 2010
Response via : Initial Calibration
Integrator: RTE

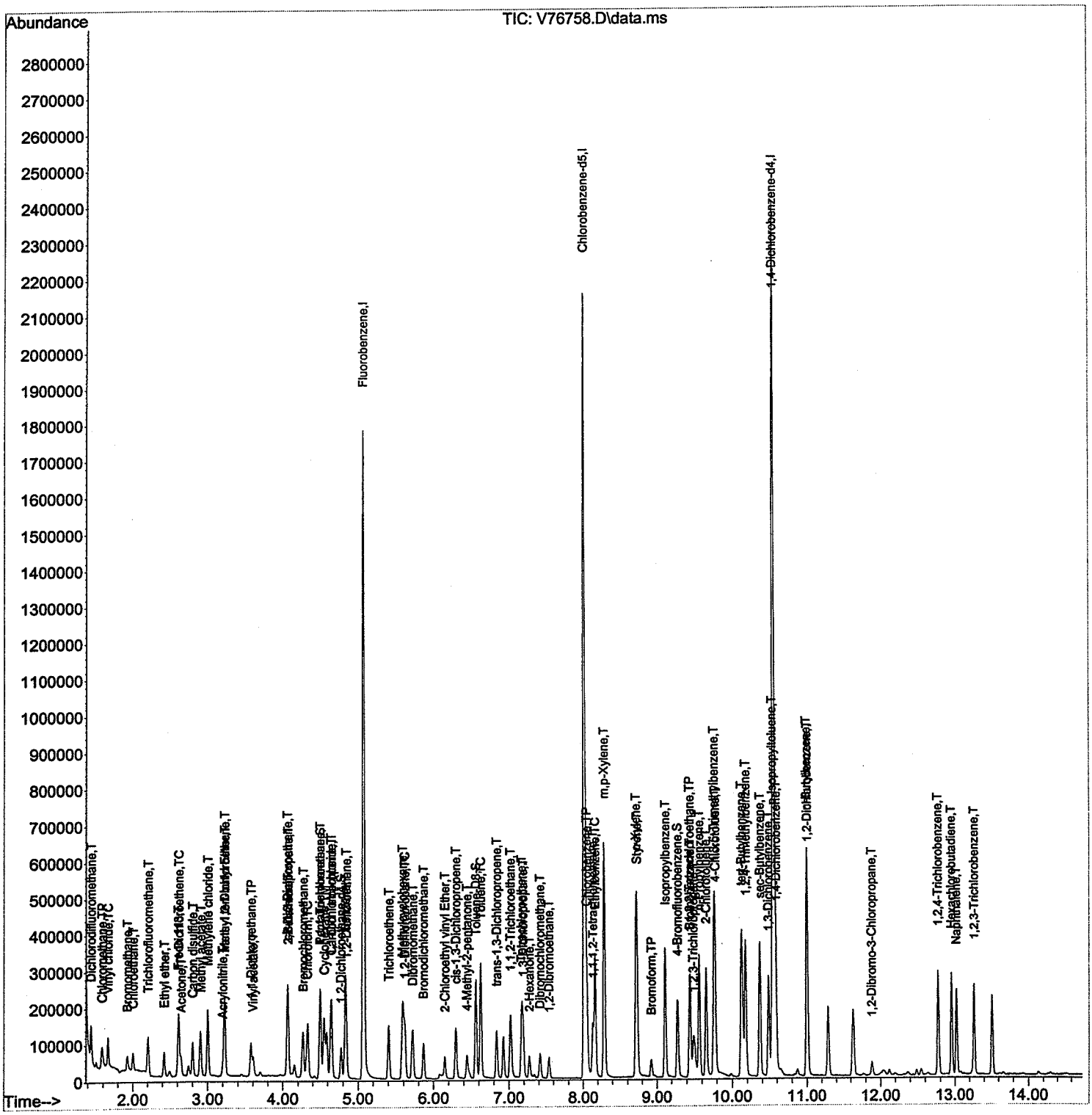

Quantitation Report (QT Reviewed)

Data File: C:\msdchem\1\DATA\071910\V76759.D
DataAcq Meth:8260RUN.M
Acq On : 19 Jul 2010 3:23 pm
Sample : 10ppb mega Cal
Misc :
ALS Vial : 6 Sample Multiplier: 1

Operator: Bill Brew
Inst : Instrument #1

Quant Time: Jul 19 18:08:28 2010
Quant Method : C:\msdchem\1\METHODS\071910.M
Quant Title : 8260/624 Analysis
QLast Update : Mon Jul 19 17:58:22 2010
Response via : Initial Calibration
Integrator: RTE

Compound	R.T.	QIon	Response	Conc	Units	Dev(Min)
Internal Standards						
1) Fluorobenzene	5.071	96	1576233	50.00	ug/L	0.00
54) Chlorobenzene-d5	8.023	117	1220404	50.00	ug/L	0.00
75) 1,4-Dichlorobenzene-d4	10.558	152	679907	50.00	ug/L	0.00
System Monitoring Compounds						
26) Pentafluorobenzene	4.500	168	176168	10.81	ug/L	0.00
Spiked Amount 50.000	Range 70 - 123		Recovery = 21.62%#			
29) 1,2-Dichloroethane-d4	4.772	65	99100	10.39	ug/L	0.00
Spiked Amount 50.000	Range 71 - 106		Recovery = 20.78%#			
45) Toluene-D8	6.555	98	350585	10.90	ug/L	0.00
Spiked Amount 50.000	Range 70 - 113		Recovery = 21.80%#			
64) 4-Bromofluorobenzene	9.277	95	146864	10.59	ug/L	0.00
Spiked Amount 50.000	Range 67 - 107		Recovery = 21.18%#			
Target Compounds						Qvalue
2) Dichlorodifluoromethane	1.442	85	109761	10.29	ug/L	98
3) Chloromethane	1.586	50	128907	10.53	ug/L	98
4) Vinyl chloride	1.666	62	112837	10.36	ug/L	98
5) Bromomethane	1.923	94	57444	8.77	ug/L	99
6) Chloroethane	2.003	64	69413	11.49	ug/L	99
7) Trichlorofluoromethane	2.205	101	138874	10.65	ug/L	97
8) Ethyl ether	2.424	59	65390	10.55	ug/L	100
9) Freon 113	2.611	101	63458	10.44	ug/L	94
10) 1,1-Dichloroethene	2.611	61	109343	10.87	ug/L	82
11) Acetone	2.643	43	63366	10.67	ug/L	94
12) Carbon disulfide	2.798	76	220059	10.54	ug/L	100
13) Methyl acetate	2.910	43	51903	10.55	ug/L	91
14) Methylene chloride	3.001	84	117847	10.10	ug/L #	86
15) Acrylonitrile	3.198	53	29574	10.64	ug/L	97
17) Methyl tert-butyl Ether	3.219	73	235951	10.69	ug/L	93
18) trans-1,2-Dichloroethene	3.225	61	111333	10.92	ug/L	81
19) 1,1-Dichloroethane	3.572	63	164627	10.83	ug/L	97
20) Vinyl acetate	3.604	43	142977	10.68	ug/L	91
21) 2,2-Dichloropropane	4.063	77	140123	10.60	ug/L	92
22) 2-Butanone	4.063	72	9203	8.95	ug/L #	63
23) cis-1,2-Dichloroethene	4.063	96	104710	10.81	ug/L #	80
24) Bromochloromethane	4.265	128	43072	10.94	ug/L #	62
25) Chloroform	4.330	83	178228	11.63	ug/L	98
28) 1,1,1-Trichloroethane	4.500	97	143246	10.91	ug/L	93
30) Carbon Tetrachloride	4.650	117	108997	10.37	ug/L	97
31) Benzene	4.831	78	379342	10.41	ug/L	94
32) 1,2-Dichloroethane	4.842	62	113740	10.75	ug/L	98
33) Trichloroethene	5.408	130	93848	10.53	ug/L #	84
34) Methylcyclohexane	5.589	83	168174	10.37	ug/L	86
36) 1,2-Dichloropropane	5.616	63	101711	10.61	ug/L	94
38) Dibromomethane	5.722	93	55517	10.64	ug/L #	69
39) Bromodichloromethane	5.861	83	126262	10.32	ug/L	97
40) 2-Chloroethyl vinyl Ether	6.149	63	53030	10.07	ug/L	91
42) 1,1-Dichloropropene	4.644	75	130605	10.84	ug/L	90
43) cis-1,3-Dichloropropene	6.293	75	164485	10.61	ug/L	91

7/19 pm

Quantitation Report (QT Reviewed)

Data File: C:\msdchem\1\DATA\071910\V76759.D
DataAcq Meth:8260RUN.M
Acq On : 19 Jul 2010 3:23 pm
Operator: Bill Brew
Sample : 10ppb mega Cal
Inst : Instrument #1
Misc :
ALS Vial : 6 Sample Multiplier: 1

Quant Time: Jul 19 18:08:28 2010
Quant Method : C:\msdchem\1\METHODS\071910.M
Quant Title : 8260/624 Analysis
QLast Update : Mon Jul 19 17:58:22 2010
Response via : Initial Calibration
Integrator: RTE

Compound	R.T.	QIon	Response	Conc Units	Dev(Min)
44) 4-Methyl-2-pentanone	6.443	43	89197m	9.85 ug/L	
46) Toluene	6.624	91	422296	10.17 ug/L	99
47) trans-1,3-Dichloropropene	6.838	75	140002	10.29 ug/L	90
48) 1,1,2-Trichloroethane	7.019	97	83087	10.52 ug/L	94
49) 1,3-Dichloropropane	7.190	76	136209	10.40 ug/L	100
50) Tetrachloroethene	7.169	166	113710	10.53 ug/L	95
51) 2-Hexanone	7.275	43	72876	9.57 ug/L	93
52) Dibromochloromethane	7.420	129	77214	9.97 ug/L	98
53) 1,2-Dibromoethane	7.542	107	78764	10.08 ug/L	98
55) Chlorobenzene	8.049	112	235032	10.37 ug/L	83
56) 1,1,1,2-Tetrachloroethane	8.135	131	77410	9.96 ug/L	96
57) Ethylbenzene	8.167	91	444156	10.02 ug/L	93
58) m,p-Xylene	8.289	106	350467	19.59 ug/L #	82
59) o-Xylene	8.711	106	193907	10.80 ug/L #	83
60) Styrene	8.727	104	309727	10.52 ug/L	93
61) Bromoform	8.925	173	49062	7.99 ug/L	97
62) Isopropylbenzene	9.111	105	486292	11.16 ug/L	93
63) 1,2,3-Trichloropropane	9.485	110	30329	10.24 ug/L #	55
65) Bromobenzene	9.442	156	113255	10.86 ug/L #	64
66) 1,1,2,2-Tetrachloroethane	9.437	83	107100	10.63 ug/L	95
67) n-Propylbenzene	9.565	91	541162	11.10 ug/L	88
68) 2-Chlorotoluene	9.656	126	108235	10.49 ug/L #	62
69) 4-Chlorotoluene	9.778	126	108630	10.56 ug/L #	49
70) 1,3,5-Trimethylbenzene	9.762	105	390815	11.10 ug/L	91
71) tert-Butylbenzene	10.125	134	89111	10.83 ug/L #	70
72) 1,2,4-Trimethylbenzene	10.173	105	403846	10.80 ug/L	92
73) sec-Butylbenzene	10.365	105	541016	11.12 ug/L	89
74) p-Isopropyltoluene	10.531	119	425675	10.86 ug/L	93
76) 1,3-Dichlorobenzene	10.488	146	223544	10.19 ug/L	94
77) 1,4-Dichlorobenzene	10.584	146	215624	10.18 ug/L	93
78) n-Butylbenzene	10.995	91	448915	10.75 ug/L	91
79) 1,2-Dichlorobenzene	11.001	146	212472	10.57 ug/L	97
81) 1,2-Dibromo-3-Chloropr...	11.881	157	20357	9.11 ug/L #	79
82) 1,2,4-Trichlorobenzene	12.772	180	171236	10.32 ug/L	97
83) 1,2,3-Trichlorobenzene	13.263	180	152059	10.20 ug/L	96
84) Hexachlorobutadiene	12.954	225	106556	10.36 ug/L	99
85) Naphthalene	13.023	128	338764	9.96 ug/L	99
86) Cyclohexane	4.554	56	148140	10.42 ug/L #	82

(#) = qualifier out of range (m) = manual integration (+) = signals summed

Quantitation Report (QT Reviewed)

Data File: C:\msdchem\1\DATA\071910\V76759.D
DataAcq Meth:8260RUN.M
Acq On : 19 Jul 2010 3:23 pm
Sample : 10ppb mega Cal
Misc :
ALS Vial : 6 Sample Multiplier: 1

Operator: Bill Brew
Inst : Instrument #1

Quant Time: Jul 19 18:08:28 2010
Quant Method : C:\msdchem\1\METHODS\071910.M
Quant Title : 8260/624 Analysis
QLast Update : Mon Jul 19 17:58:22 2010
Response via : Initial Calibration
Integrator: RTE

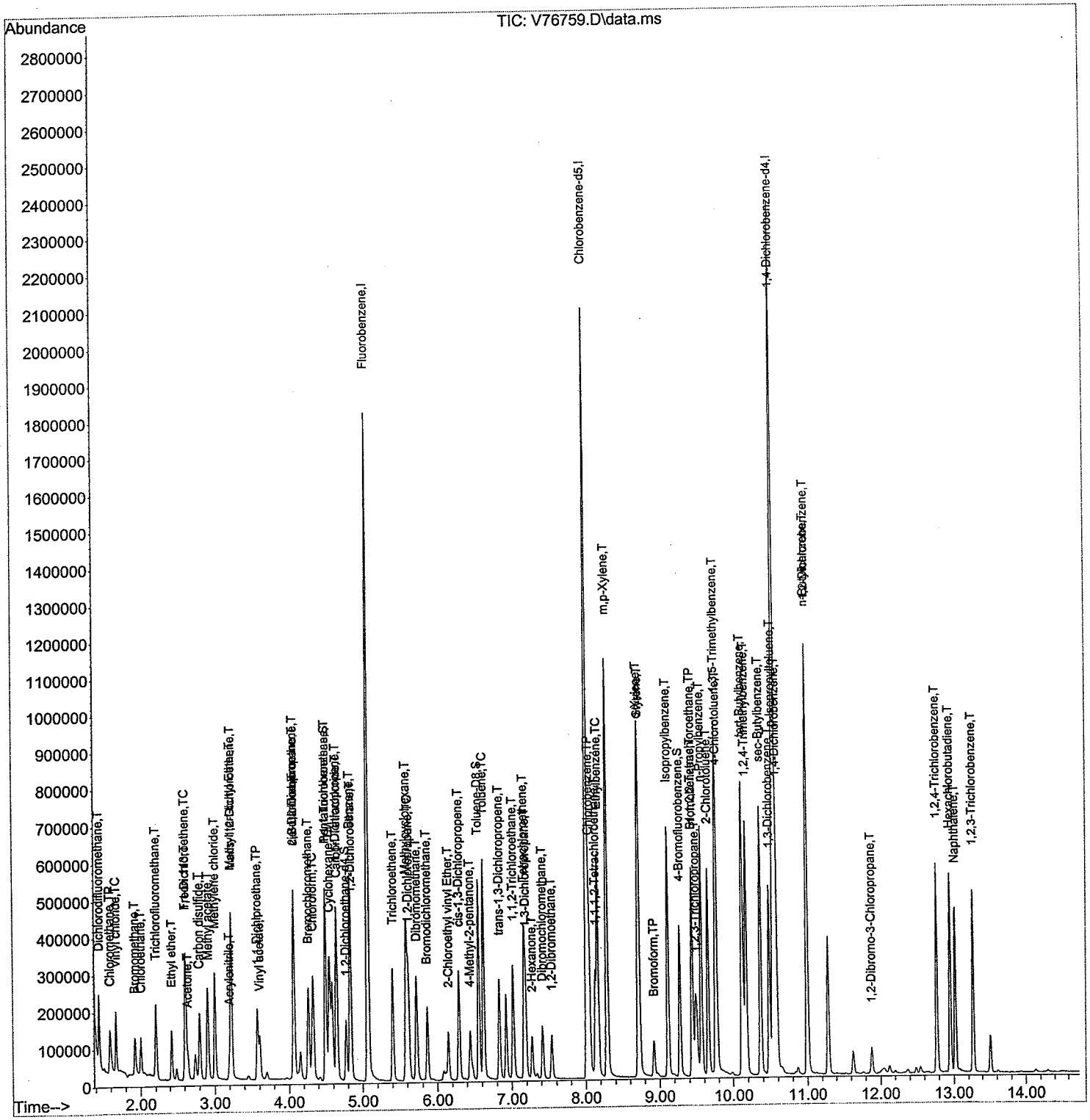

Quantitation Report (QT Reviewed)

Data File: C:\msdchem\1\DATA\071910\V76760.D
DataAcq Meth:8260RUN.M
Acq On : 19 Jul 2010 3:46 pm
Sample : 50ppb mega Cal
Misc :
ALS Vial : 7 Sample Multiplier: 1

Operator: Bill Brew
Inst : Instrument #1

Quant Time: Jul 19 18:08:50 2010
Quant Method : C:\msdchem\1\METHODS\071910.M
Quant Title : 8260/624 Analysis
QLast Update : Mon Jul 19 17:58:22 2010
Response via : Initial Calibration
Integrator: RTE

Compound	R.T.	QIon	Response	Conc Units	Dev(Min)
Internal Standards					
1) Fluorobenzene	5.069	96	1638580	50.00 ug/L	0.00
54) Chlorobenzene-d5	8.020	117	1253692	50.00 ug/L	0.00
75) 1,4-Dichlorobenzene-d4	10.561	152	674262	50.00 ug/L	0.00
System Monitoring Compounds					
26) Pentafluorobenzene	4.498	168	858579	50.70 ug/L	0.00
Spiked Amount 50.000	Range 70 - 123		Recovery = 101.40%		
29) 1,2-Dichloroethane-d4	4.770	65	498188	50.26 ug/L	0.00
Spiked Amount 50.000	Range 71 - 106		Recovery = 100.52%		
45) Toluene-D8	6.558	98	1708001	51.07 ug/L	0.00
Spiked Amount 50.000	Range 70 - 113		Recovery = 102.14%		
64) 4-Bromofluorobenzene	9.275	95	708055	49.70 ug/L	0.00
Spiked Amount 50.000	Range 67 - 107		Recovery = 99.40%		
Target Compounds					Qvalue
2) Dichlorodifluoromethane	1.440	85	569677	51.40 ug/L	99
3) Chloromethane	1.590	50	663273	52.12 ug/L	98
4) Vinyl chloride	1.664	62	595307	52.56 ug/L	100
5) Bromomethane	1.921	94	311146	50.25 ug/L	97
6) Chloroethane	2.001	64	334081	53.18 ug/L	98
7) Trichlorofluoromethane	2.198	101	703853	51.94 ug/L	99
8) Ethyl ether	2.422	59	343618	53.33 ug/L	100
9) Freon 113	2.609	101	325082	51.43 ug/L	95
10) 1,1-Dichloroethene	2.614	61	531735	50.84 ug/L	84
11) Acetone	2.641	43	180304	49.38 ug/L	96
12) Carbon disulfide	2.801	76	1143968	52.71 ug/L	100
13) Methyl acetate	2.908	43	250705	49.04 ug/L	91
14) Methylene chloride	2.999	84	470443	51.28 ug/L #	84
15) Acrylonitrile	3.191	53	147079	50.89 ug/L	100
17) Methyl tert-butyl Ether	3.223	73	1208332	52.66 ug/L	95
18) trans-1,2-Dichloroethene	3.223	61	535669	50.55 ug/L	82
19) 1,1-Dichloroethane	3.570	63	826277	52.27 ug/L	99
20) Vinyl acetate	3.607	43	743506	53.40 ug/L	92
21) 2,2-Dichloropropane	4.066	77	712190	51.82 ug/L	92
22) 2-Butanone	4.066	72	60880	56.92 ug/L #	78
23) cis-1,2-Dichloroethene	4.061	96	517865	51.45 ug/L #	82
24) Bromochloromethane	4.269	128	198554	48.49 ug/L #	63
25) Chloroform	4.333	83	809626	52.44 ug/L	99
28) 1,1,1-Trichloroethane	4.498	97	703271	51.55 ug/L	94
30) Carbon Tetrachloride	4.648	117	587668	53.77 ug/L	99
31) Benzene	4.829	78	1946788	51.38 ug/L	95
32) 1,2-Dichloroethane	4.840	62	557199	50.66 ug/L	99
33) Trichloroethene	5.405	130	493433	53.23 ug/L #	84
34) Methylcyclohexane	5.587	83	887546	52.65 ug/L	88
36) 1,2-Dichloropropane	5.614	63	519212	52.10 ug/L	94
38) Dibromomethane	5.720	93	277616	51.20 ug/L #	68
39) Bromodichloromethane	5.864	83	697971	54.88 ug/L	98
40) 2-Chloroethyl vinyl Ether	6.147	63	301797	55.11 ug/L	91
42) 1,1-Dichloropropene	4.648	75	672422	53.66 ug/L	91
43) cis-1,3-Dichloropropene	6.291	75	890823	55.25 ug/L	92

7/19 BB

Quantitation Report (QT Reviewed)

Data File: C:\msdchem\1\DATA\071910\V76760.D
DataAcq Meth:8260RUN.M
Acq On : 19 Jul 2010 3:46 pm
Sample : 50ppb mega Cal
Misc :
ALS Vial : 7 Sample Multiplier: 1

Operator: Bill Brew
Inst : Instrument #1

Quant Time: Jul 19 18:08:50 2010
Quant Method : C:\msdchem\1\METHODS\071910.M
Quant Title : 8260/624 Analysis
QLast Update : Mon Jul 19 17:58:22 2010
Response via : Initial Calibration
Integrator: RTE

Compound	R.T.	QIon	Response	Conc Units	Dev(Min)
44) 4-Methyl-2-pentanone	6.441	43	478434m	50.82 ug/L	
46) Toluene	6.628	91	2018770	50.19 ug/L	98
47) trans-1,3-Dichloropropene	6.836	75	793240	56.10 ug/L	93
48) 1,1,2-Trichloroethane	7.017	97	431949	52.59 ug/L	94
49) 1,3-Dichloropropane	7.188	76	698834	51.33 ug/L	100
50) Tetrachloroethene	7.172	166	595955	53.11 ug/L	95
51) 2-Hexanone	7.273	43	413539	52.22 ug/L	94
52) Dibromochloromethane	7.417	129	446845	55.49 ug/L	99
53) 1,2-Dibromoethane	7.540	107	439349	54.09 ug/L	99
55) Chlorobenzene	8.053	112	1250518	53.72 ug/L	86
56) 1,1,1,2-Tetrachloroethane	8.133	131	449758	56.34 ug/L	97
57) Ethylbenzene	8.165	91	2185624	51.51 ug/L	95
58) m,p-Xylene	8.287	106	1835715	107.44 ug/L	92
59) o-Xylene	8.714	106	958865	51.98 ug/L	89
60) Styrene	8.730	104	1527659	54.46 ug/L	94
61) Bromoform	8.922	173	308615	49.12 ug/L	98
62) Isopropylbenzene	9.115	105	2339244	52.25 ug/L	95
63) 1,2,3-Trichloropropane	9.488	110	154443	50.76 ug/L #	53
65) Bromobenzene	9.440	156	567862	53.00 ug/L #	64
66) 1,1,2,2-Tetrachloroethane	9.435	83	528408	51.06 ug/L	97
67) n-Propylbenzene	9.563	91	2629761	52.51 ug/L	91
68) 2-Chlorotoluene	9.659	126	557542	52.61 ug/L #	67
69) 4-Chlorotoluene	9.776	126	549887	52.02 ug/L #	57
70) 1,3,5-Trimethylbenzene	9.766	105	1866447	51.61 ug/L	94
71) tert-Butylbenzene	10.123	134	445612	52.74 ug/L #	72
72) 1,2,4-Trimethylbenzene	10.177	105	1991753	51.86 ug/L	93
73) sec-Butylbenzene	10.369	105	2703068	54.08 ug/L	90
74) p-Isopropyltoluene	10.534	119	2105450	52.30 ug/L	92
76) 1,3-Dichlorobenzene	10.486	146	1147869	52.78 ug/L	96
77) 1,4-Dichlorobenzene	10.587	146	1107755	52.75 ug/L	99
78) n-Butylbenzene	10.993	91	2027876	51.94 ug/L	92
79) 1,2-Dichlorobenzene	11.004	146	1002064	50.26 ug/L	98
81) 1,2-Dibromo-3-Chloropr...	11.884	157	115211	52.00 ug/L #	78
82) 1,2,4-Trichlorobenzene	12.770	180	851821	51.76 ug/L	98
83) 1,2,3-Trichlorobenzene	13.267	180	754912	51.07 ug/L	97
84) Hexachlorobutadiene	12.957	225	520136	50.98 ug/L	100
85) Naphthalene	13.021	128	1654196	49.03 ug/L	99
86) Cyclohexane	4.552	56	704418	49.94 ug/L	87

(#) = qualifier out of range (m) = manual integration (+) = signals summed

Quantitation Report (QT Reviewed)

Data File: C:\msdchem\1\DATA\071910\V76760.D
DataAcq Meth:8260RUN.M
Acq On : 19 Jul 2010 3:46 pm
Sample : 50ppb mega Cal
Misc :
ALS Vial : 7 Sample Multiplier: 1

Operator: Bill Brew
Inst : Instrument #1

Quant Time: Jul 19 18:08:50 2010
Quant Method : C:\msdchem\1\METHODS\071910.M
Quant Title : 8260/624 Analysis
QLast Update : Mon Jul 19 17:58:22 2010
Response via : Initial Calibration
Integrator: RTE

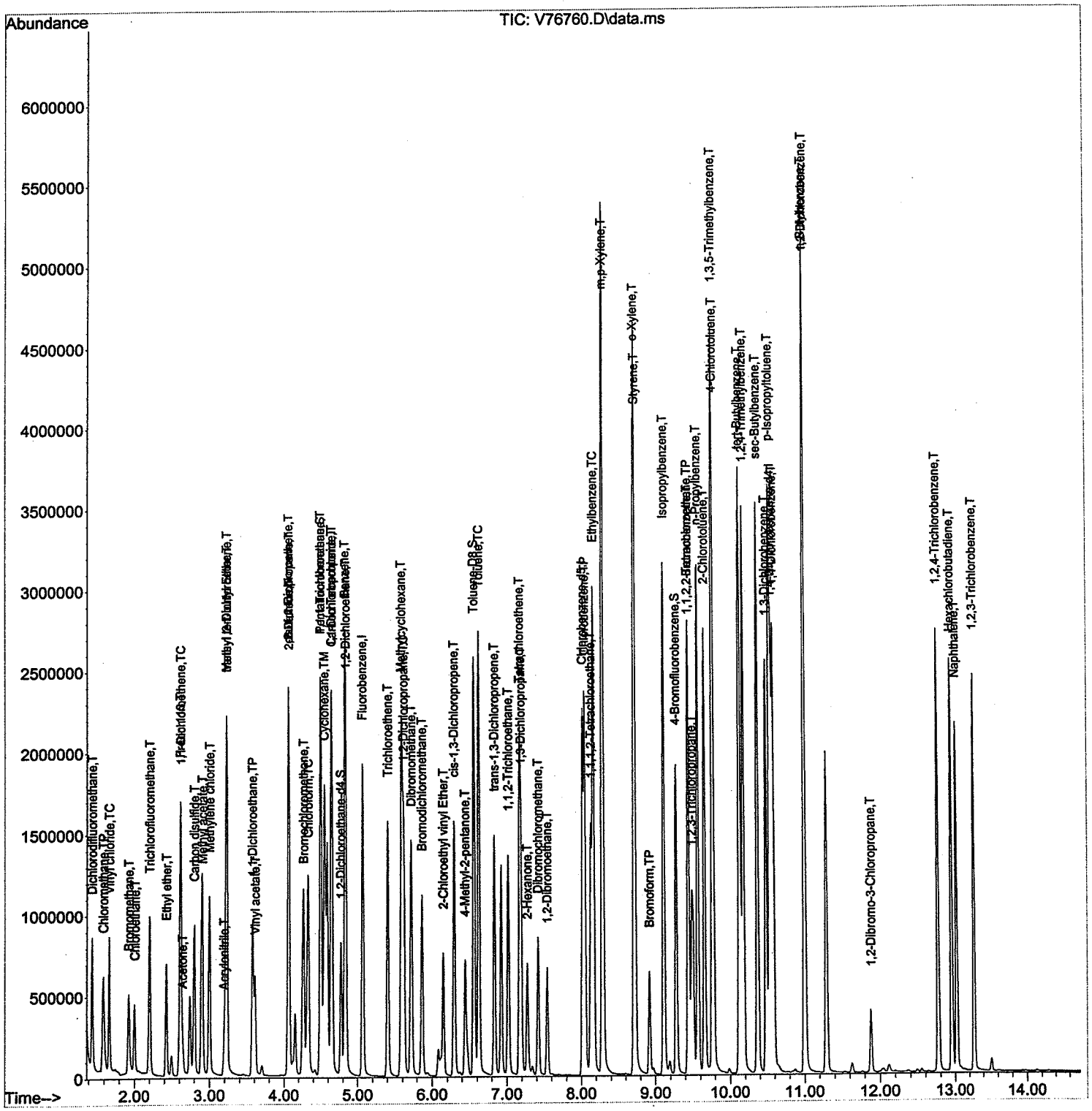

Quantitation Report (QT Reviewed)

Data File: C:\msdchem\1\DATA\071910\V76761.D
DataAcq Meth:8260RUN.M
Acq On : 19 Jul 2010 4:09 pm
Sample : 100ppb mega Cal
Misc :
ALS Vial : 8 Sample Multiplier: 1

Operator: Bill Brew
Inst : Instrument #1

Quant Time: Jul 19 18:09:13 2010
Quant Method : C:\msdchem\1\METHODS\071910.M
Quant Title : 8260/624 Analysis
QLast Update : Mon Jul 19 17:58:22 2010
Response via : Initial Calibration
Integrator: RTE

Compound	R.T.	QIon	Response	Conc	Units	Dev(Min)
Internal Standards						
1) Fluorobenzene	5.075	96	1627748	50.00	ug/L	0.00
54) Chlorobenzene-d5	8.021	117	1267499	50.00	ug/L	0.00
75) 1,4-Dichlorobenzene-d4	10.562	152	670406	50.00	ug/L	0.00
System Monitoring Compounds						
26) Pentafluorobenzene	4.504	168	1525759	90.69	ug/L	0.00
Spiked Amount 50.000	Range 70 - 123		Recovery = 181.38%#			
29) 1,2-Dichloroethane-d4	4.771	65	925989	94.05	ug/L	0.00
Spiked Amount 50.000	Range 71 - 106		Recovery = 188.10%#			
45) Toluene-D8	6.559	98	3005550	90.47	ug/L	0.00
Spiked Amount 50.000	Range 70 - 113		Recovery = 180.94%#			
64) 4-Bromofluorobenzene	9.276	95	1298833	90.17	ug/L	0.00
Spiked Amount 50.000	Range 67 - 107		Recovery = 180.34%#			
Target Compounds						Qvalue
2) Dichlorodifluoromethane	1.441	85	1065893	96.81	ug/L	98
3) Chloromethane	1.591	50	1215089	96.11	ug/L	99
4) Vinyl chloride	1.665	62	1115611	99.15	ug/L	100
5) Bromomethane	1.916	94	543329	100.36	ug/L	99
6) Chloroethane	2.001	64	583070	93.43	ug/L	98
7) Trichlorofluoromethane	2.199	101	1302040	96.72	ug/L	99
8) Ethyl ether	2.423	59	625642	97.75	ug/L	100
9) Freon 113	2.610	101	611800	97.44	ug/L	97
10) 1,1-Dichloroethene	2.615	61	958513	92.25	ug/L	84
11) Acetone	2.647	43	342637	100.61	ug/L	97
12) Carbon disulfide	2.802	76	2062127	95.65	ug/L	99
13) Methyl acetate	2.909	43	494300	97.33	ug/L	91
14) Methylene chloride	2.999	84	841108	98.98	ug/L #	86
15) Acrylonitrile	3.197	53	284089	98.95	ug/L	99
17) Methyl tert-butyl Ether	3.224	73	2192909	96.21	ug/L	95
18) trans-1,2-Dichloroethene	3.229	61	961353	91.32	ug/L	83
19) 1,1-Dichloroethane	3.576	63	1477966	94.12	ug/L	99
20) Vinyl acetate	3.608	43	1411314	102.04	ug/L	91
21) 2,2-Dichloropropane	4.067	77	1278879	93.67	ug/L	92
22) 2-Butanone	4.072	72	112146	105.56	ug/L #	68
23) cis-1,2-Dichloroethene	4.061	96	903165	90.32	ug/L #	81
24) Bromochloromethane	4.270	128	355492	87.40	ug/L #	64
25) Chloroform	4.334	83	1441887	97.49	ug/L	100
28) 1,1,1-Trichloroethane	4.499	97	1269054	93.64	ug/L	95
30) Carbon Tetrachloride	4.649	117	1075581	99.08	ug/L	98
31) Benzene	4.830	78	3490649	92.74	ug/L	95
32) 1,2-Dichloroethane	4.841	62	1013821	92.79	ug/L	99
33) Trichloroethene	5.406	130	878652	95.42	ug/L #	85
34) Methylcyclohexane	5.588	83	1661662	99.23	ug/L	88
36) 1,2-Dichloropropane	5.614	63	933158	94.26	ug/L	95
38) Dibromomethane	5.721	93	517486	96.07	ug/L #	69
39) Bromodichloromethane	5.865	83	1273088	100.76	ug/L	98
40) 2-Chloroethyl vinyl Ether	6.148	63	583281	107.23	ug/L	92
42) 1,1-Dichloropropene	4.643	75	1174536	94.36	ug/L	91
43) cis-1,3-Dichloropropene	6.292	75	1621367	101.23	ug/L	92

7/19 MM

Quantitation Report (QT Reviewed)

Data File: C:\msdchem\1\DATA\071910\V76761.D
DataAcq Meth:8260RUN.M
Acq On : 19 Jul 2010 4:09 pm
Sample : 100ppb mega Cal
Misc :
ALS Vial : 8 Sample Multiplier: 1

Operator: Bill Brew
Inst : Instrument #1

Quant Time: Jul 19 18:09:13 2010
Quant Method : C:\msdchem\1\METHODS\071910.M
Quant Title : 8260/624 Analysis
QLast Update : Mon Jul 19 17:58:22 2010
Response via : Initial Calibration
Integrator: RTE

Compound	R.T.	QIon	Response	Conc Units	Dev(Min)
44) 4-Methyl-2-pentanone	6.442	43	958883m	102.54 ug/L	
46) Toluene	6.623	91	3621989	99.68 ug/L	97
47) trans-1,3-Dichloropropene	6.837	75	1425137	101.46 ug/L	91
48) 1,1,2-Trichloroethane	7.018	97	778649	95.44 ug/L	95
49) 1,3-Dichloropropane	7.189	76	1285587	95.05 ug/L	98
50) Tetrachloroethene	7.173	166	1049076	94.11 ug/L	95
51) 2-Hexanone	7.274	43	807536	102.66 ug/L	94
52) Dibromochloromethane	7.418	129	853308	106.67 ug/L	99
53) 1,2-Dibromoethane	7.541	107	836404	103.65 ug/L	99
55) Chlorobenzene	8.053	112	2221193	94.37 ug/L	84
56) 1,1,1,2-Tetrachloroethane	8.133	131	828948	102.71 ug/L	96
57) Ethylbenzene	8.165	91	3875353	98.56 ug/L	97
58) m,p-Xylene	8.294	106	3091985	193.28 ug/L	94
59) o-Xylene	8.715	106	1642483	88.07 ug/L	96
60) Styrene	8.731	104	2515844	95.77 ug/L	93
61) Bromoform	8.923	173	640119	101.22 ug/L	98
62) Isopropylbenzene	9.115	105	4101082	90.60 ug/L	98
63) 1,2,3-Trichloropropane	9.484	110	311704	101.34 ug/L #	52
65) Bromobenzene	9.441	156	1047122	96.67 ug/L #	69
66) 1,1,2,2-Tetrachloroethane	9.441	83	1026513	98.11 ug/L	97
67) n-Propylbenzene	9.564	91	4731217	93.43 ug/L	93
68) 2-Chlorotoluene	9.660	126	1045770	97.61 ug/L #	76
69) 4-Chlorotoluene	9.777	126	1011694	94.66 ug/L #	65
70) 1,3,5-Trimethylbenzene	9.761	105	3395062	92.86 ug/L	95
71) tert-Butylbenzene	10.124	134	836921	97.97 ug/L #	79
72) 1,2,4-Trimethylbenzene	10.177	105	3441287	88.63 ug/L	98
73) sec-Butylbenzene	10.370	105	4728201	93.56 ug/L	93
74) p-Isopropyltoluene	10.535	119	3819436	93.85 ug/L	94
76) 1,3-Dichlorobenzene	10.487	146	2024035	93.60 ug/L	95
77) 1,4-Dichlorobenzene	10.588	146	1970850	94.39 ug/L	99
78) n-Butylbenzene	10.994	91	3546074	97.99 ug/L	91
79) 1,2-Dichlorobenzene	11.005	146	1777337	89.66 ug/L	98
81) 1,2-Dibromo-3-Chloropr...	11.885	157	246299	111.81 ug/L #	80
82) 1,2,4-Trichlorobenzene	12.771	180	1480561	90.48 ug/L	98
83) 1,2,3-Trichlorobenzene	13.267	180	1402584	95.43 ug/L	98
84) Hexachlorobutadiene	12.953	225	960175	94.66 ug/L	100
85) Naphthalene	13.022	128	3190609	95.12 ug/L	100
86) Cyclohexane	4.558	56	1249348	89.08 ug/L	90

(#) = qualifier out of range (m) = manual integration (+) = signals summed

Quantitation Report (QT Reviewed)

Data File: C:\msdchem\1\DATA\071910\V76761.D
DataAcq Meth:8260RUN.M
Acq On : 19 Jul 2010 4:09 pm
Sample : 100ppb mega Cal
Misc :
ALS Vial : 8 Sample Multiplier: 1

Operator: Bill Brew
Inst : Instrument #1

Quant Time: Jul 19 18:09:13 2010
Quant Method : C:\msdchem\1\METHODS\071910.M
Quant Title : 8260/624 Analysis
QLast Update : Mon Jul 19 17:58:22 2010
Response via : Initial Calibration
Integrator: RTE

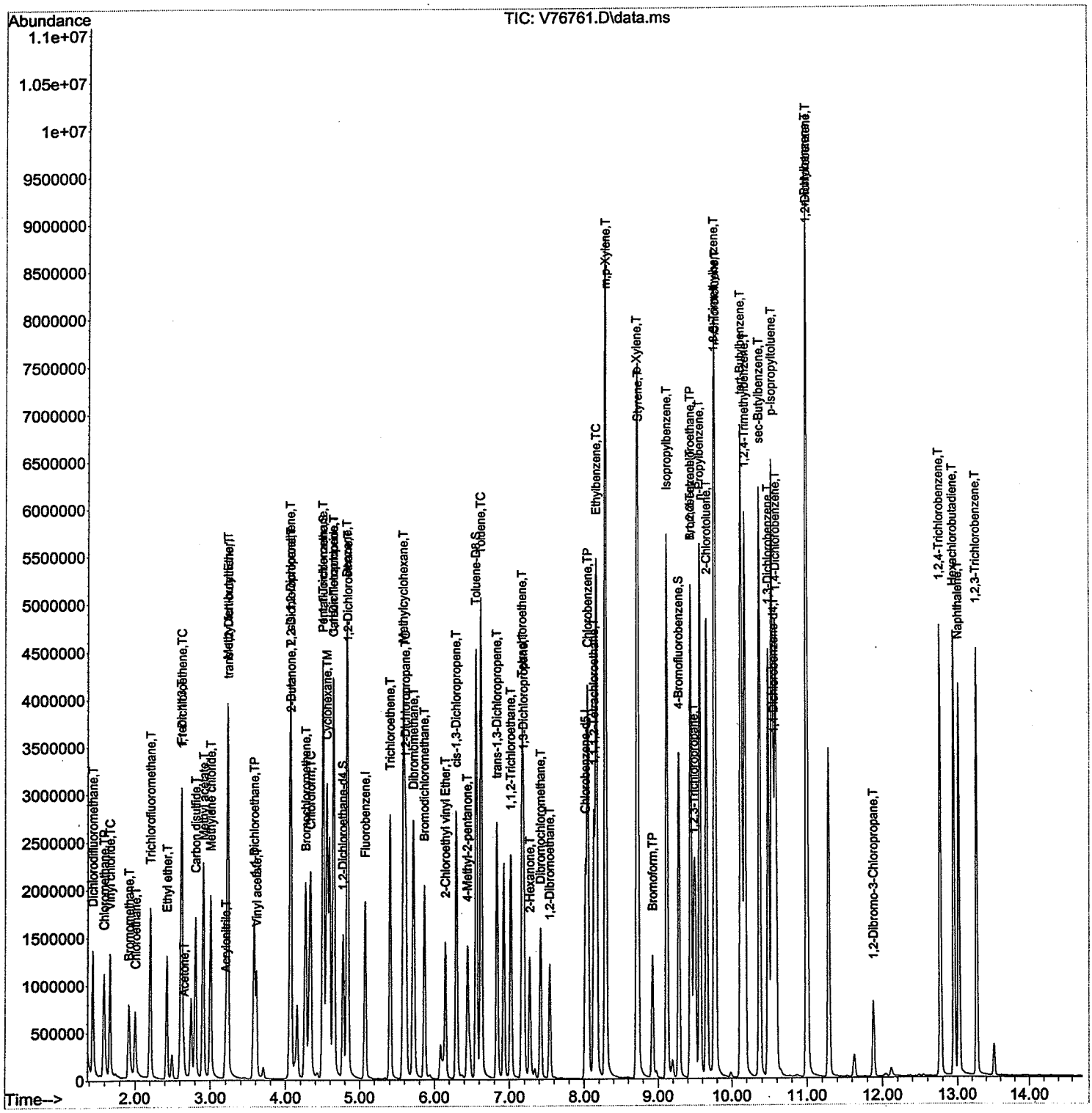

Quantitation Report (QT Reviewed)

Data File: C:\msdchem\1\DATA\071910\V76762.D
DataAcq Meth:8260RUN.M
Acq On : 19 Jul 2010 4:32 pm
Sample : 200ppb mega Cal
Misc :
ALS Vial : 9 Sample Multiplier: 1

Operator: Bill Brew
Inst : Instrument #1

Quant Time: Jul 19 18:09:32 2010
Quant Method : C:\msdchem\1\METHODS\071910.M
Quant Title : 8260/624 Analysis
QLast Update : Mon Jul 19 17:58:22 2010
Response via : Initial Calibration
Integrator: RTE

Compound	R.T.	QIon	Response	Conc	Units	Dev(Min)
Internal Standards						
1) Fluorobenzene	5.071	96	1644615	50.00	ug/L	0.00
54) Chlorobenzene-d5	8.022	117	1280114	50.00	ug/L	0.00
75) 1,4-Dichlorobenzene-d4	10.563	152	624344	50.00	ug/L	0.00
System Monitoring Compounds						
26) Pentafluorobenzene	4.505	168	2846270	167.45	ug/L	0.00
Spiked Amount 50.000	Range 70 - 123		Recovery = 334.90%#			
29) 1,2-Dichloroethane-d4	4.772	65	1706979	171.59	ug/L	0.00
Spiked Amount 50.000	Range 71 - 106		Recovery = 343.18%#			
45) Toluene-D8	6.560	98	4991374	148.71	ug/L	0.00
Spiked Amount 50.000	Range 70 - 113		Recovery = 297.42%#			
64) 4-Bromofluorobenzene	9.282	95	2343705	161.10	ug/L	0.00
Spiked Amount 50.000	Range 67 - 107		Recovery = 322.20%#			
Target Compounds						Qvalue
2) Dichlorodifluoromethane	1.442	85	2004861	180.22	ug/L	98
3) Chloromethane	1.591	50	2305196	180.47	ug/L	100
4) Vinyl chloride	1.666	62	2055931	180.85	ug/L	98
5) Bromomethane	1.906	94	797199	199.59	ug/L	99
6) Chloroethane	1.992	64	955836	151.59	ug/L	99
7) Trichlorofluoromethane	2.195	101	2386351	175.45	ug/L	97
8) Ethyl ether	2.419	59	1184378	183.16	ug/L	100
9) Freon 113	2.605	101	1113778	175.56	ug/L	96
10) 1,1-Dichloroethene	2.611	61	1748716	166.58	ug/L	86
11) Acetone	2.643	43	709270	199.90	ug/L	97
12) Carbon disulfide	2.798	76	3786260	173.82	ug/L	98
13) Methyl acetate	2.910	43	946393	184.43	ug/L	91
14) Methylene chloride	3.000	84	1555896	200.20	ug/L #	87
15) Acrylonitrile	3.198	53	537751	185.37	ug/L	98
17) Methyl tert-butyl Ether	3.224	73	3971914	172.48	ug/L	95
18) trans-1,2-Dichloroethene	3.224	61	1705928	160.39	ug/L	87
19) 1,1-Dichloroethane	3.571	63	2692023	169.68	ug/L	98
20) Vinyl acetate	3.603	43	2619252	187.43	ug/L	92
21) 2,2-Dichloropropane	4.068	77	2341765	169.76	ug/L	92
22) 2-Butanone	4.068	72	217534	202.65	ug/L #	76
23) cis-1,2-Dichloroethene	4.062	96	1629833	161.33	ug/L #	84
24) Bromochloromethane	4.271	128	696204	169.40	ug/L #	66
25) Chloroform	4.335	83	2743719	200.56	ug/L	98
28) 1,1,1-Trichloroethane	4.500	97	2275386	166.17	ug/L	95
30) Carbon Tetrachloride	4.649	117	1983391	180.83	ug/L	97
31) Benzene	4.831	78	6036853	158.74	ug/L	92
32) 1,2-Dichloroethane	4.842	62	1820352	164.89	ug/L	98
33) Trichloroethene	5.407	130	1623208	174.48	ug/L #	84
34) Methylcyclohexane	5.589	83	2866033	169.40	ug/L	91
36) 1,2-Dichloropropane	5.621	63	1646249	164.59	ug/L	95
38) Dibromomethane	5.722	93	920736	169.19	ug/L #	68
39) Bromodichloromethane	5.866	83	2271066	177.90	ug/L	97
40) 2-Chloroethyl vinyl Ether	6.149	63	1035093	188.33	ug/L	92
42) 1,1-Dichloropropene	4.644	75	2061456	163.91	ug/L	91
43) cis-1,3-Dichloropropene	6.293	75	2728257	168.60	ug/L	89

7/19 mm

Quantitation Report (QT Reviewed)

Data File: C:\msdchem\1\DATA\071910\V76762.D
DataAcq Meth:8260RUN.M
Acq On : 19 Jul 2010 4:32 pm
Sample : 200ppb mega Cal
Misc :
ALS Vial : 9 Sample Multiplier: 1

Operator: Bill Brew
Inst : Instrument #1

Quant Time: Jul 19 18:09:32 2010
Quant Method : C:\msdchem\1\METHODS\071910.M
Quant Title : 8260/624 Analysis
QLast Update : Mon Jul 19 17:58:22 2010
Response via : Initial Calibration
Integrator: RTE

Compound	R.T.	QIon	Response	Conc Units	Dev(Min)
44) 4-Methyl-2-pentanone	6.448	43	1677865m	177.59 ug/L	
46) Toluene	6.624	91	5862387	200.13 ug/L	92
47) trans-1,3-Dichloropropene	6.838	75	2546180	179.40 ug/L	90
48) 1,1,2-Trichloroethane	7.024	97	1450690	175.98 ug/L	95
49) 1,3-Dichloropropane	7.195	76	2346368	171.71 ug/L	97
50) Tetrachloroethene	7.174	166	1911622	169.73 ug/L	95
51) 2-Hexanone	7.280	43	1528761	192.35 ug/L	95
52) Dibromochloromethane	7.419	129	1621196	200.59 ug/L	99
53) 1,2-Dibromoethane	7.542	107	1493604	183.20 ug/L	96
55) Chlorobenzene	8.049	112	4057666	170.70 ug/L	83
56) 1,1,1,2-Tetrachloroethane	8.134	131	1529261	187.61 ug/L	96
57) Ethylbenzene	8.172	91	6392747	200.47 ug/L	98
58) m,p-Xylene	8.294	106	5235611	402.10 ug/L	97
59) o-Xylene	8.716	106	2864268	152.06 ug/L	99
60) Styrene	8.732	104	4255386	201.41 ug/L	92
61) Bromoform	8.924	173	1265146	199.75 ug/L	98
62) Isopropylbenzene	9.116	105	6983491	152.76 ug/L	100
63) 1,2,3-Trichloropropane	9.490	110	590328	190.03 ug/L #	53
65) Bromobenzene	9.442	156	1802818	164.79 ug/L #	64
66) 1,1,2,2-Tetrachloroethane	9.437	83	1864084	176.40 ug/L	97
67) n-Propylbenzene	9.570	91	7608014	148.77 ug/L	98
68) 2-Chlorotoluene	9.666	126	1890841	174.75 ug/L #	77
69) 4-Chlorotoluene	9.783	126	1795453	166.34 ug/L #	70
70) 1,3,5-Trimethylbenzene	9.767	105	5397424	146.17 ug/L	97
71) tert-Butylbenzene	10.125	134	1414657	163.97 ug/L #	82
72) 1,2,4-Trimethylbenzene	10.184	105	5818111	148.37 ug/L	100
73) sec-Butylbenzene	10.370	105	7654615	149.98 ug/L	97
74) p-Isopropyltoluene	10.541	119	6244973	151.93 ug/L	94
76) 1,3-Dichlorobenzene	10.493	146	3380066	167.84 ug/L	91
77) 1,4-Dichlorobenzene	10.589	146	3347014	172.12 ug/L	96
78) n-Butylbenzene	11.000	91	5663843	200.57 ug/L	89
79) 1,2-Dichlorobenzene	11.011	146	2908567	157.55 ug/L	95
81) 1,2-Dibromo-3-Chloropr...	11.886	157	465418	226.88 ug/L #	78
82) 1,2,4-Trichlorobenzene	12.777	180	2692735	176.69 ug/L	98
83) 1,2,3-Trichlorobenzene	13.268	180	2416219	176.52 ug/L	96
84) Hexachlorobutadiene	12.959	225	1710423	181.06 ug/L	99
85) Naphthalene	13.023	128	5618326	179.85 ug/L	98
86) Cyclohexane	4.553	56	2302046	176.25 ug/L	91

(#) = qualifier out of range (m) = manual integration (+) = signals summed

Quantitation Report (QT Reviewed)

Data File: C:\msdchem\1\DATA\071910\V76762.D
DataAcq Meth:8260RUN.M
Acq On : 19 Jul 2010 4:32 pm
Sample : 200ppb mega Cal
Misc :
ALS Vial : 9 Sample Multiplier: 1

Operator: Bill Brew
Inst : Instrument #1

Quant Time: Jul 19 18:09:32 2010
Quant Method : C:\msdchem\1\METHODS\071910.M
Quant Title : 8260/624 Analysis
QLast Update : Mon Jul 19 17:58:22 2010
Response via : Initial Calibration
Integrator: RTE

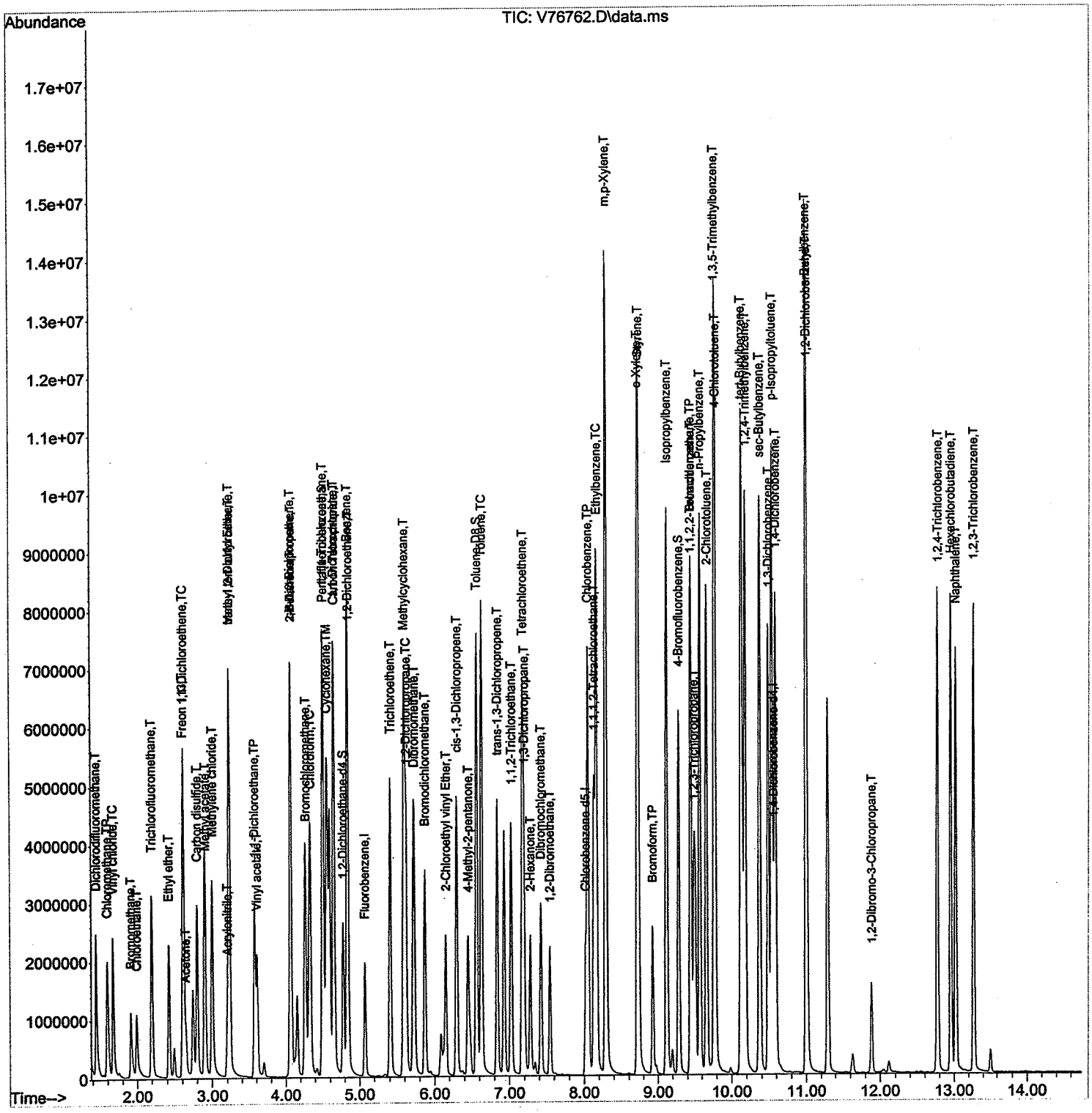

Response Factor Report Instrument #1

Method Path : C:\msdchem\1\METHODS\
Method File : 080410a.M
Title : 8260/624 Analysis
Last Update : Thu Aug 05 12:23:55 2010
Response Via : Initial Calibration

6pt

8/5 MB

Calibration Files
2 =V77260.D 3 =V77261.D 4 =V77262.D 5 =V77263.D 6 =V77264.D 7 =V77265.D

		Compound	2	3	4	5	6	7	Avg	%RSD
1)	I	Fluorobenzene	ISTD							
2)	T	Dichlorodifluo...	0.327	0.320	0.311	0.295	0.298	0.293	0.307	4.63
3)	TP	Chloromethane	0.404	0.409	0.390	0.369	0.370	0.353	0.383	5.71
4)	TC	Vinyl chloride	0.363	0.355	0.355	0.334	0.337	0.328	0.345	4.05
5)	T	Bromomethane	0.232	0.205	0.195	0.183	0.184	0.107	0.184	22.80 *
6)	T	Chloroethane	0.505	0.213	0.213	0.199	0.199	0.178	0.251	49.75 *
7)	T	Trichlorofluor...	0.460	0.440	0.428	0.413	0.414	0.397	0.425	5.28
8)	T	Ethyl ether	0.206	0.207	0.203	0.200	0.210	0.195	0.203	2.63
9)	T	Freon 113	0.221	0.217	0.213	0.196	0.196	0.191	0.206	6.22
10)	TC	1,1-Dichloroet...	0.338	0.340	0.335	0.304	0.300	0.285	0.317	7.44
11)	T	Acetone	0.683	0.292	0.190	0.102	0.103	0.093	0.244	93.74 *
12)	T	Carbon disulfide	0.687	0.689	0.686	0.649	0.656	0.631	0.666	3.63
13)	T	Methyl acetate	0.174	0.164	0.168	0.149	0.156	0.150	0.160	6.41
14)	T	Methylene chlo...	0.498	0.370	0.321	0.279	0.273	0.262	0.334	26.96 *
15)	T	Acrylonitrile	0.091	0.096	0.095	0.086	0.092	0.088	0.091	4.12
16)	UN	tert-Butyl Alc...							0.000	-1.00
17)	T	Methyl tert-bu...	0.789	0.778	0.745	0.693	0.711	0.658	0.729	6.97
18)	T	trans-1,2-Dich...	0.357	0.352	0.336	0.312	0.303	0.282	0.324	9.15
19)	TP	1,1-Dichloroet...	0.528	0.502	0.507	0.469	0.477	0.445	0.488	6.11
20)	T	Vinyl acetate	0.430	0.428	0.422	0.402	0.425	0.401	0.418	3.12
21)	T	2,2-Dichloropr...	0.391	0.396	0.380	0.373	0.384	0.376	0.383	2.31
22)	T	2-Butanone	0.043	0.036	0.036	0.035	0.041	0.040	0.038	8.36
23)	T	cis-1,2-Dichlo...	0.369	0.347	0.338	0.314	0.334	0.316	0.336	6.04
24)	T	Bromochloromet...	0.156	0.137	0.143	0.136	0.136	0.127	0.139	6.95
25)	TC	Chloroform	0.608	0.569	0.545	0.502	0.505	0.471	0.533	9.42
26)	S	Pentafluoroben...	0.585	0.577	0.558	0.526	0.523	0.492	0.544	6.60
27)	UN	Tetrahydrofuran							0.000	-1.00
28)	T	1,1,1-Trichlor...	0.408	0.414	0.411	0.392	0.399	0.381	0.401	3.08
29)	S	1,2-Dichloroet...	0.357	0.316	0.303	0.287	0.290	0.271	0.304	9.89
30)	T	Carbon Tetrach...	0.290	0.294	0.295	0.303	0.323	0.318	0.304	4.49
31)	T	Benzene	1.291	1.306	1.234	1.144	1.141	1.032	1.191	8.81
32)	T	1,2-Dichloroet...	0.379	0.373	0.351	0.324	0.325	0.293	0.341	9.66
33)	T	Trichloroethene	0.304	0.305	0.303	0.292	0.289	0.273	0.295	4.23
34)	T	Methylcyclohexane	0.490	0.511	0.499	0.498	0.497	0.473	0.495	2.51
35)	UN	Ethyl acetate							0.000	-1.00
36)	TC	1,2-Dichloropr...	0.335	0.330	0.326	0.300	0.301	0.276	0.311	7.34
37)	UN	Isobutyl alcohol							0.000	-1.00
38)	T	Dibromomethane	0.182	0.179	0.177	0.167	0.170	0.157	0.172	5.22

Initial Calibration Summary Table

080410a.M Thu Aug 05 12:24:43 2010 73VOAV2

Page: 1/3

* curve is not avg of response factors

Response Factor Report Instrument #1

Method Path : C:\msdchem\1\METHODS\
Method File : 080410a.M

39)	T	Bromodichlorom...	0.372	0.369	0.371	0.376	0.395	0.371	0.376	2.64
40)	T	2-Chloroethyl ...	0.148	0.153	0.159	0.167	0.169	0.171	0.161	5.74
41)	UN	Isopropyl acetate							0.000	-1.00
42)	T	1,1-Dichloropr...	0.423	0.402	0.391	0.372	0.375	0.356	0.386	6.22
43)	T	cis-1,3-Dichlo...	0.438	0.443	0.454	0.464	0.482	0.456	0.456	3.44
44)	T	4-Methyl-2-pen...	0.230	0.237	0.238	0.255	0.270	0.287	0.253	8.76
45)	S	Toluene-D8	1.160	1.099	1.066	0.988	0.973	0.870	1.026	10.07
46)	TC	Toluene	1.485	1.379	1.323	1.181	1.134	1.012	1.252	13.93
47)	T	trans-1,3-Dich...	0.356	0.350	0.379	0.407	0.431	0.399	0.387	8.07
48)	T	1,1,2-Trichlor...	0.292	0.297	0.284	0.258	0.257	0.249	0.273	7.64
49)	T	1,3-Dichloropr...	0.481	0.457	0.475	0.427	0.441	0.404	0.448	6.64
50)	T	Tetrachloroethene	0.386	0.370	0.357	0.345	0.358	0.323	0.357	6.02
51)	T	2-Hexanone	0.200	0.211	0.221	0.207	0.229	0.214	0.214	4.81
52)	T	Dibromochlorom...	0.231	0.226	0.239	0.262	0.284	0.262	0.250	8.91
53)	T	1,2-Dibromoethane	0.268	0.255	0.271	0.255	0.270	0.258	0.263	2.83
54)	I	Chlorobenzene-d5	----------ISTD----------							
55)	TP	Chlorobenzene	1.002	0.959	0.923	0.880	0.902	0.793	0.910	7.89
56)	T	1,1,1,2-Tetrac...	0.280	0.284	0.290	0.301	0.316	0.301	0.295	4.46
57)	TC	Ethylbenzene	1.712	1.619	1.653	1.550	1.484	1.335	1.559	8.70
58)	T	m,p-Xylene	0.692	0.674	0.670	0.625	0.589	0.536	0.631	9.50
59)	T	o-Xylene	0.705	0.668	0.680	0.620	0.629	0.568	0.645	7.64
60)	T	Styrene	1.135	1.085	1.082	1.018	1.004	0.892	1.036	8.23
61)	TP	Bromoform	0.167	0.167	0.177	0.211	0.239	0.233	0.199	16.58 *
62)	T	Isopropylbenzene	1.707	1.675	1.609	1.586	1.581	1.380	1.590	7.20
63)	T	1,2,3-Trichlor...	0.117	0.122	0.121	0.111	0.121	0.112	0.117	4.05
64)	S	4-Bromofluorob...	0.639	0.537	0.503	0.465	0.484	0.444	0.512	13.64
65)	T	Bromobenzene	0.462	0.444	0.431	0.401	0.414	0.357	0.418	8.82
66)	TP	1,1,2,2-Tetrac...	0.436	0.428	0.430	0.399	0.428	0.376	0.416	5.70
67)	T	n-Propylbenzene	2.015	1.990	1.947	1.820	1.817	1.525	1.852	9.77
68)	T	2-Chlorotoluene	0.401	0.414	0.400	0.384	0.384	0.351	0.389	5.62
69)	T	4-Chlorotoluene	0.440	0.419	0.415	0.379	0.380	0.334	0.395	9.58
70)	T	1,3,5-Trimethy...	1.335	1.343	1.383	1.322	1.268	1.106	1.293	7.65
71)	T	tert-Butylbenzene	0.323	0.327	0.327	0.309	0.309	0.274	0.312	6.53
72)	T	1,2,4-Trimethy...	1.454	1.431	1.418	1.366	1.331	1.129	1.355	8.81
73)	T	sec-Butylbenzene	1.928	1.881	1.855	1.838	1.709	1.493	1.784	9.00
74)	T	p-Isopropyltol...	1.522	1.505	1.474	1.432	1.452	1.237	1.437	7.20
75)	I	1,4-Dichlorobenzen...	----------ISTD----------							
76)	T	1,3-Dichlorobe...	1.594	1.613	1.516	1.430	1.380	1.370	1.484	7.17
77)	T	1,4-Dichlorobe...	1.541	1.578	1.478	1.398	1.371	1.338	1.450	6.68
78)	T	n-Butylbenzene	2.763	2.768	2.786	2.605	2.461	2.368	2.625	6.78
79)	T	1,2-Dichlorobe...	1.525	1.514	1.469	1.337	1.261	1.197	1.384	10.05
80)	UN	Tetraethyllead							0.000	-1.00
81)	T	1,2-Dibromo-3-...	0.107	0.115	0.127	0.144	0.156	0.178	0.138	19.41 *
82)	T	1,2,4-Trichlor...	1.082	1.099	1.091	1.049	1.040	1.058	1.070	2.26
83)	T	1,2,3-Trichlor...	1.038	0.991	1.010	0.966	0.953	0.938	0.983	3.83
84)	T	Hexachlorobuta...	0.723	0.725	0.686	0.665	0.646	0.682	0.688	4.56

Initial Calibration Summary Table

Response Factor Report Instrument #1

Method Path : C:\msdchem\1\METHODS\
Method File : 080410a.M

85)	T	Naphthalene	2.016	2.043	2.121	2.117	2.130	2.147	2.096	2.53
86)	TM	Cyclohexane	0.912	0.890	0.835	0.791	0.818	0.977	0.870	7.94

(#) = Out of Range

Initial Calibration Summary Table

8/5 AB3

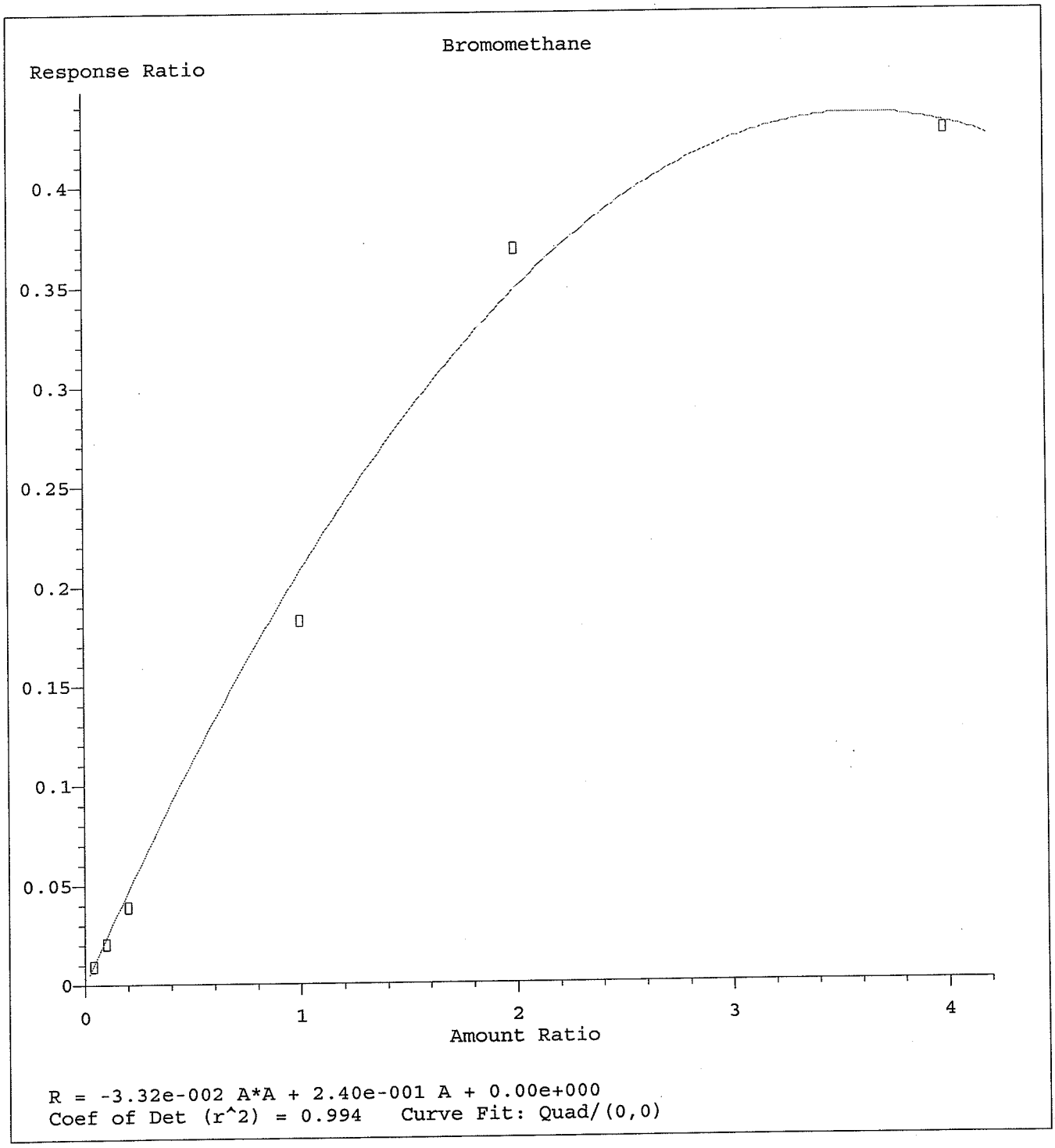

Method Name: C:\msdchem\1\METHODS\080410a.M
Calibration Table Last Updated: Thu Aug 05 12:23:55 2010

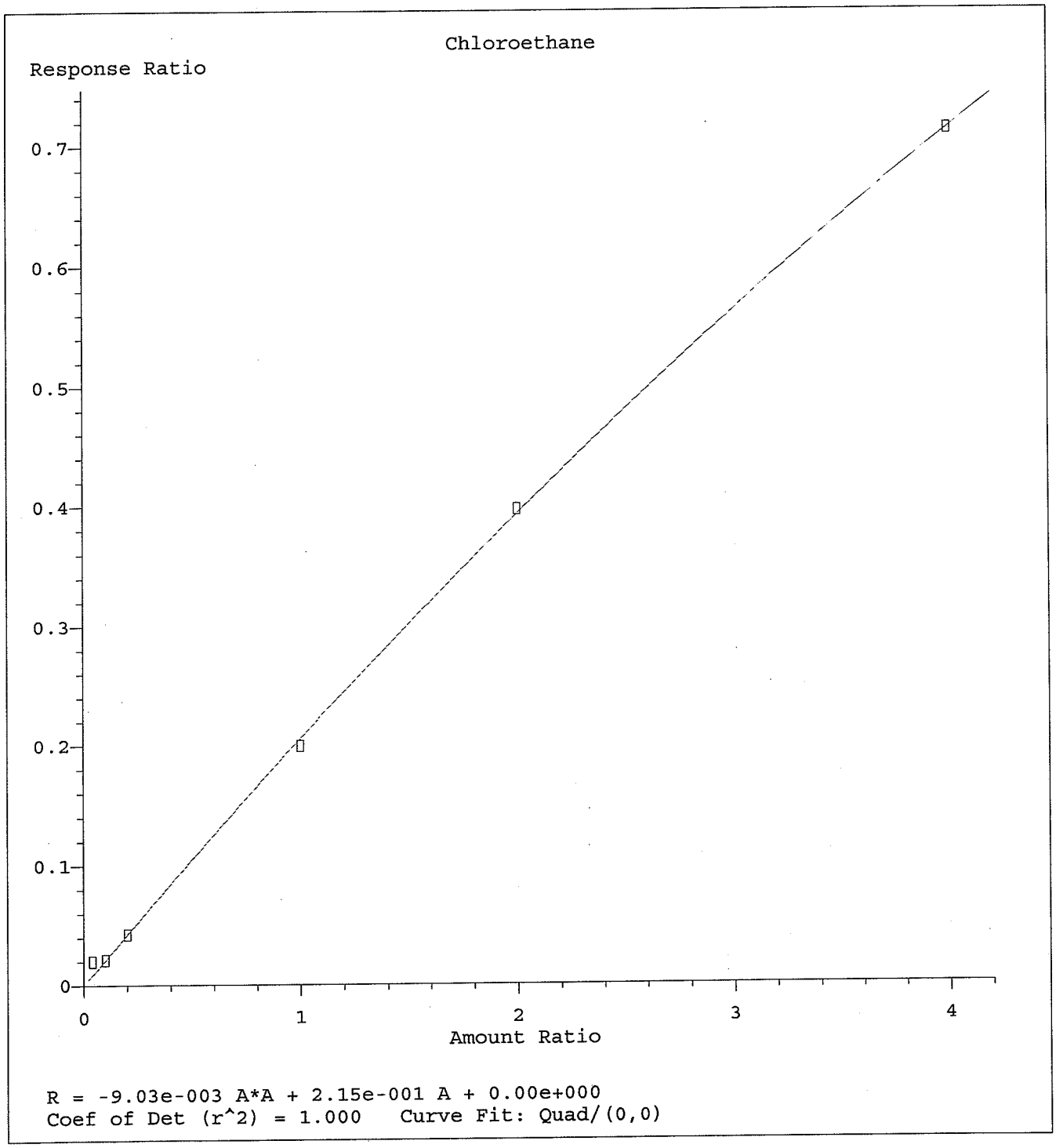

Method Name: C:\msdchem\1\METHODS\080410a.M
Calibration Table Last Updated: Thu Aug 05 12:23:55 2010

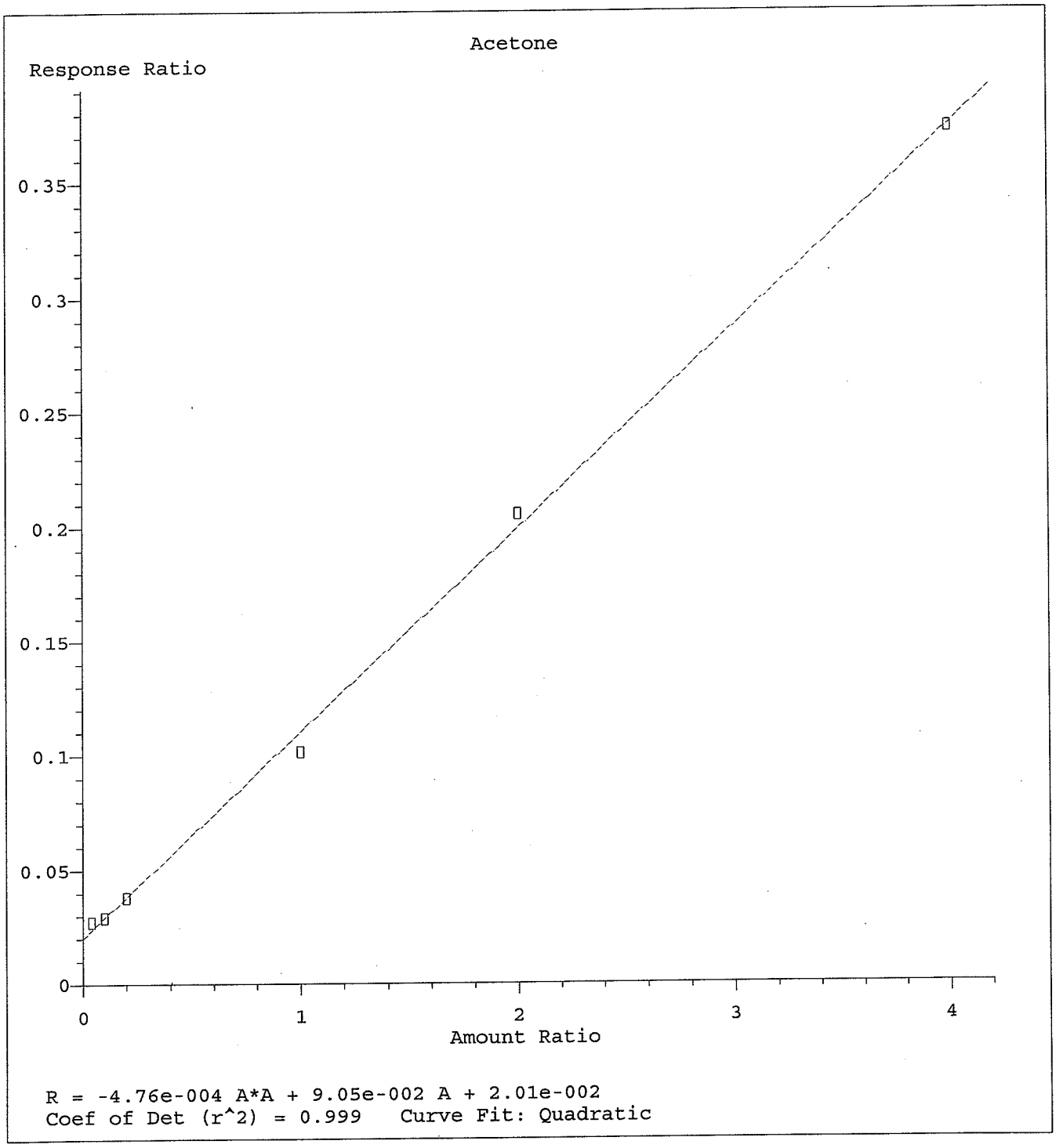

Method Name: C:\msdchem\1\METHODS\080410a.M
Calibration Table Last Updated: Thu Aug 05 12:23:55 2010

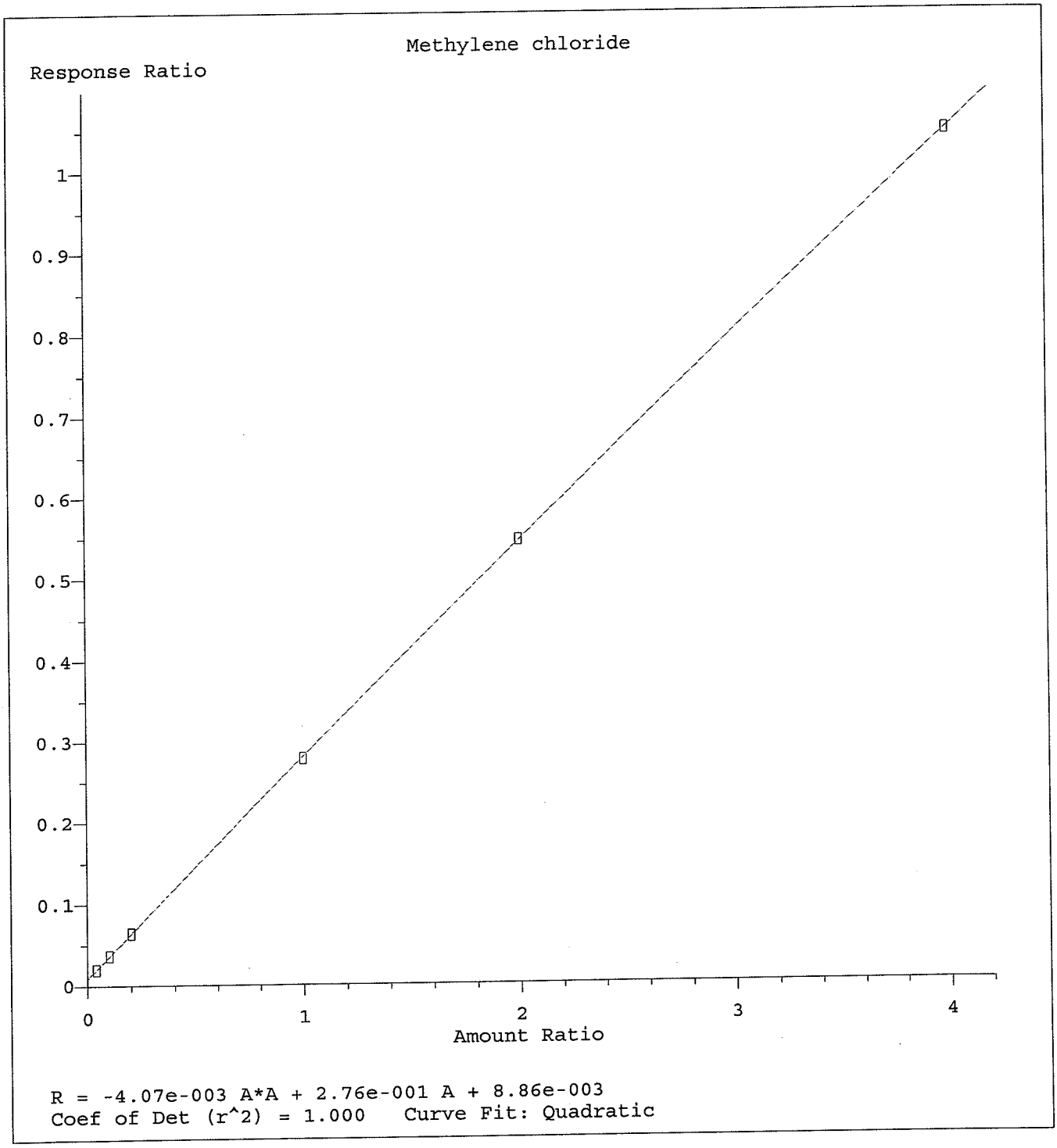

Method Name: C:\msdchem\1\METHODS\080410a.M
Calibration Table Last Updated: Thu Aug 05 12:23:55 2010

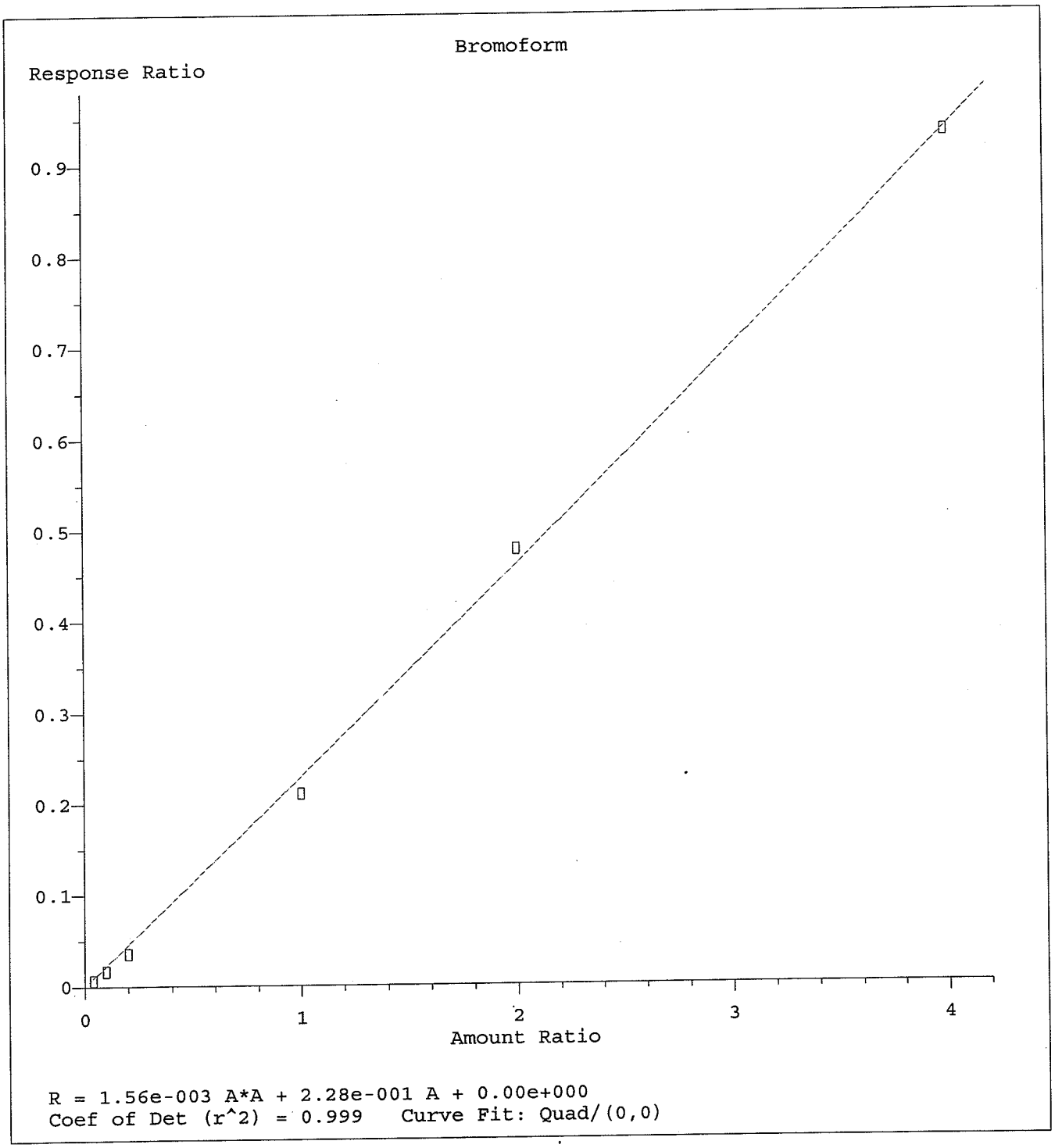

Method Name: C:\msdchem\1\METHODS\080410a.M
Calibration Table Last Updated: Thu Aug 05 12:23:55 2010

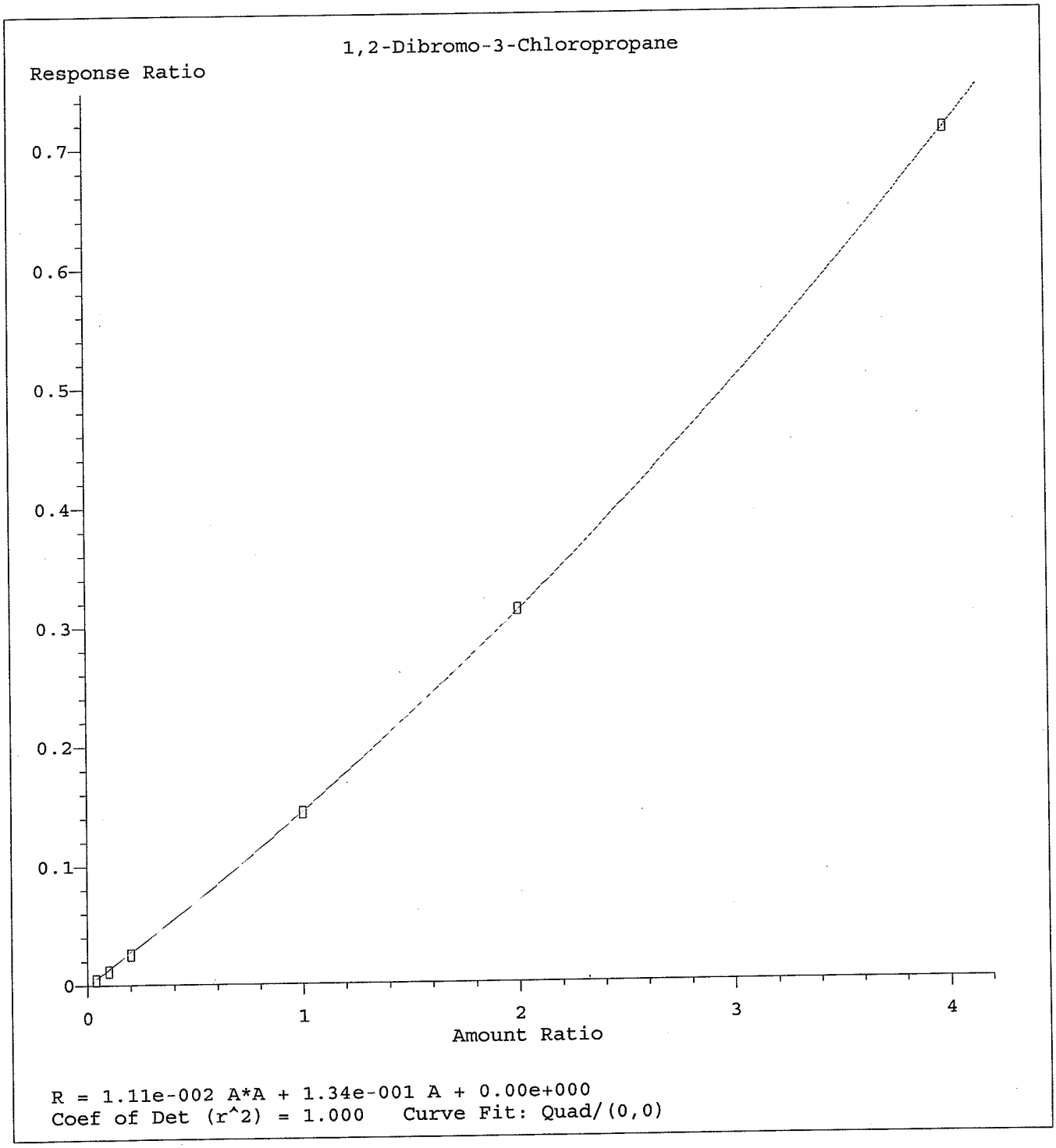

Method Name: C:\msdchem\1\METHODS\080410a.M
Calibration Table Last Updated: Thu Aug 05 12:23:55 2010

Quantitation Report (QT Reviewed)

Data File: C:\msdchem\1\DATA\080410\V77260.D
DataAcq Meth:8260RUN.M
Acq On : 4 Aug 2010 2:51 pm
Sample : 2ppb mega Cal
Misc :
ALS Vial : 4 Sample Multiplier: 1

Operator: Bill Brew
Inst : Instrument #1

Quant Time: Aug 05 12:27:01 2010
Quant Method : C:\msdchem\1\METHODS\080410a.M
Quant Title : 8260/624 Analysis
QLast Update : Thu Aug 05 12:23:55 2010
Response via : Initial Calibration
Integrator: RTE

Compound	R.T.	QIon	Response	Conc Units	Dev(Min)
Internal Standards					
1) Fluorobenzene	5.073	96	1043562	50.00 ug/L	0.00
54) Chlorobenzene-d5	8.024	117	870490	50.00 ug/L	0.00
75) 1,4-Dichlorobenzene-d4	10.559	152	504461	50.00 ug/L	0.00
System Monitoring Compounds					
26) Pentafluorobenzene	4.502	168	24416	2.15 ug/L	0.00
Spiked Amount 50.000	Range 83 - 109		Recovery = 4.30%#		
29) 1,2-Dichloroethane-d4	4.774	65	14904	2.35 ug/L	0.00
Spiked Amount 50.000	Range 66 - 101		Recovery = 4.70%#		
45) Toluene-D8	6.556	98	48436	2.26 ug/L	0.00
Spiked Amount 50.000	Range 75 - 108		Recovery = 4.52%#		
64) 4-Bromofluorobenzene	9.278	95	22251	2.50 ug/L	0.00
Spiked Amount 50.000	Range 65 - 102		Recovery = 5.00%#		
Target Compounds					Qvalue
2) Dichlorodifluoromethane	1.444	85	13655	2.13 ug/L	98
3) Chloromethane	1.593	50	16847	2.11 ug/L	97
4) Vinyl chloride	1.668	62	15150	2.10 ug/L	99
5) Bromomethane	1.924	94	9681	1.94 ug/L	92
6) Chloroethane	1.999	64	23328	5.23 ug/L	70
7) Trichlorofluoromethane	2.207	101	19193	2.16 ug/L	95
8) Ethyl ether	2.426	59	8580	2.02 ug/L	100
9) Freon 113	2.612	101	9236	2.15 ug/L	94
10) 1,1-Dichloroethene	2.618	61	14121	2.13 ug/L	92
11) Acetone	2.644	43	28513	3.97 ug/L	98
12) Carbon disulfide	2.799	76	28672	2.06 ug/L	98
13) Methyl acetate	2.911	43	7268	2.17 ug/L	92
14) Methylene chloride	3.002	84	20800	2.01 ug/L #	88
15) Acrylonitrile	3.199	53	3795	1.99 ug/L	100
17) Methyl tert-butyl Ether	3.221	73	32915	2.16 ug/L	91
18) trans-1,2-Dichloroethene	3.226	61	14918	2.21 ug/L	85
19) 1,1-Dichloroethane	3.578	63	22020	2.16 ug/L	98
20) Vinyl acetate	3.605	43	17964	2.06 ug/L	91
21) 2,2-Dichloropropane	4.064	77	16338	2.04 ug/L	94
22) 2-Butanone	4.069	72	1779	2.23 ug/L #	72
23) cis-1,2-Dichloroethene	4.064	96	15384	2.19 ug/L	88
24) Bromochloromethane	4.267	128	6523	2.24 ug/L #	66
25) Chloroform	4.331	83	25365	2.28 ug/L	98
28) 1,1,1-Trichloroethane	4.502	97	17011	2.03 ug/L	93
30) Carbon Tetrachloride	4.651	117	12120	1.91 ug/L	99
31) Benzene	4.833	78	53891	2.17 ug/L	94
32) 1,2-Dichloroethane	4.843	62	15811	2.22 ug/L	97
33) Trichloroethene	5.409	130	12707	2.07 ug/L #	81
34) Methylcyclohexane	5.590	83	20453	1.98 ug/L	86
36) 1,2-Dichloropropane	5.617	63	13971	2.15 ug/L #	73
38) Dibromomethane	5.724	93	7578	2.11 ug/L #	72
39) Bromodichloromethane	5.868	83	15536	1.98 ug/L	97
40) 2-Chloroethyl vinyl Ether	6.151	63	6187	1.84 ug/L	88
42) 1,1-Dichloropropene	4.646	75	17660	2.19 ug/L	90
43) cis-1,3-Dichloropropene	6.295	75	18292	1.92 ug/L	90

8/5 MS

Quantitation Report (QT Reviewed)

Data File: C:\msdchem\1\DATA\080410\V77260.D
DataAcq Meth:8260RUN.M
Acq On : 4 Aug 2010 2:51 pm
Sample : 2ppb mega Cal
Misc :
ALS Vial : 4 Sample Multiplier: 1

Operator: Bill Brew
Inst : Instrument #1

Quant Time: Aug 05 12:27:01 2010
Quant Method : C:\msdchem\1\METHODS\080410a.M
Quant Title : 8260/624 Analysis
QLast Update : Thu Aug 05 12:23:55 2010
Response via : Initial Calibration
Integrator: RTE

Compound	R.T.	QIon	Response	Conc Units	Dev(Min)
44) 4-Methyl-2-pentanone	6.444	43	10241m	1.94 ug/L	
46) Toluene	6.626	91	61990	2.37 ug/L	97
47) trans-1,3-Dichloropropene	6.834	75	14845	1.84 ug/L	87
48) 1,1,2-Trichloroethane	7.021	97	12208	2.14 ug/L	95
49) 1,3-Dichloropropane	7.191	76	20097	2.15 ug/L	97
50) Tetrachloroethene	7.170	166	16128	2.17 ug/L	94
51) 2-Hexanone	7.277	43	8330	1.87 ug/L	91
52) Dibromochloromethane	7.421	129	9649	1.85 ug/L	97
53) 1,2-Dibromoethane	7.538	107	11178	2.04 ug/L	97
55) Chlorobenzene	8.051	112	34901	2.20 ug/L #	67
56) 1,1,1,2-Tetrachloroethane	8.131	131	9741	1.90 ug/L #	83
57) Ethylbenzene	8.168	91	59619	2.20 ug/L	95
58) m,p-Xylene	8.291	106	48218	4.39 ug/L #	84
59) o-Xylene	8.712	106	24539	2.19 ug/L #	85
60) Styrene	8.728	104	39517	2.19 ug/L	96
61) Bromoform	8.926	173	5815	1.47 ug/L	96
62) Isopropylbenzene	9.113	105	59454	2.15 ug/L	93
63) 1,2,3-Trichloropropane	9.481	110	4065	1.99 ug/L #	75
65) Bromobenzene	9.444	156	16070	2.21 ug/L #	68
66) 1,1,2,2-Tetrachloroethane	9.438	83	15174	2.09 ug/L	96
67) n-Propylbenzene	9.566	91	70164	2.18 ug/L	86
68) 2-Chlorotoluene	9.657	126	13956	2.06 ug/L #	62
69) 4-Chlorotoluene	9.774	126	15307	2.23 ug/L #	70
70) 1,3,5-Trimethylbenzene	9.764	105	46500	2.07 ug/L	94
71) tert-Butylbenzene	10.121	134	11254	2.07 ug/L #	78
72) 1,2,4-Trimethylbenzene	10.175	105	50637	2.15 ug/L	92
73) sec-Butylbenzene	10.372	105	67145	2.16 ug/L	88
74) p-Isopropyltoluene	10.532	119	52994	2.12 ug/L	92
76) 1,3-Dichlorobenzene	10.484	146	32173	2.15 ug/L	94
77) 1,4-Dichlorobenzene	10.586	146	31090	2.12 ug/L #	80
78) n-Butylbenzene	10.997	91	55753	2.10 ug/L	90
79) 1,2-Dichlorobenzene	11.002	146	30779	2.20 ug/L	96
81) 1,2-Dibromo-3-Chloropr...	11.882	157	2165	1.60 ug/L #	79
82) 1,2,4-Trichlorobenzene	12.774	180	21839	2.02 ug/L	97
83) 1,2,3-Trichlorobenzene	13.265	180	20952	2.11 ug/L	95
84) Hexachlorobutadiene	12.955	225	14595	2.10 ug/L	99
85) Naphthalene	13.025	128	40678	1.92 ug/L	99
86) Cyclohexane	4.555	56	18407	2.10 ug/L	80

(#) = qualifier out of range (m) = manual integration (+) = signals summed

Quantitation Report (QT Reviewed)

Data File: C:\msdchem\1\DATA\080410\V77260.D
DataAcq Meth:8260RUN.M
Acq On : 4 Aug 2010 2:51 pm
Sample : 2ppb mega Cal
Misc :
ALS Vial : 4 Sample Multiplier: 1

Operator: Bill Brew
Inst : Instrument #1

Quant Time: Aug 05 12:27:01 2010
Quant Method : C:\msdchem\1\METHODS\080410a.M
Quant Title : 8260/624 Analysis
QLast Update : Thu Aug 05 12:23:55 2010
Response via : Initial Calibration
Integrator: RTE

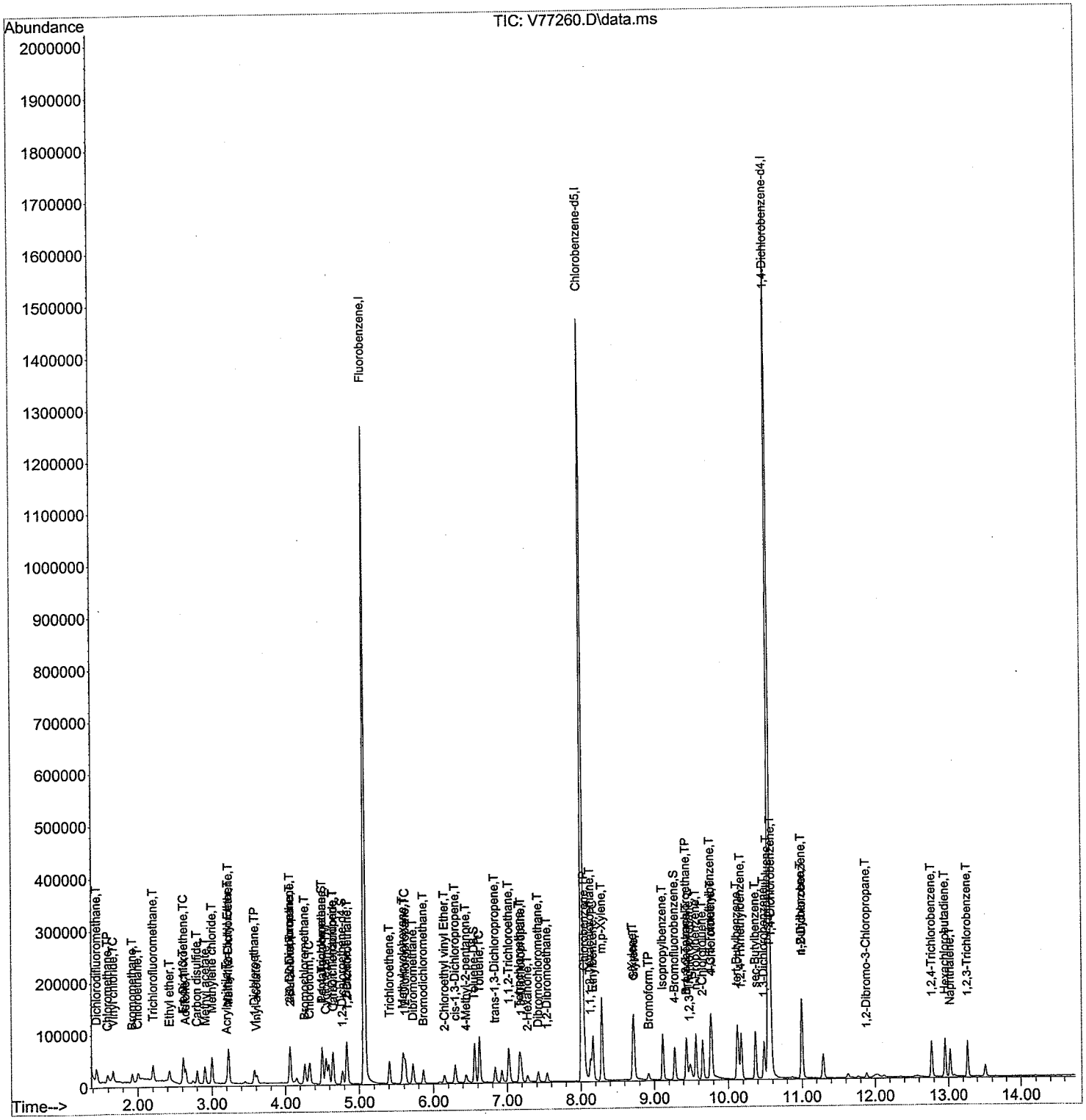

Quantitation Report (QT Reviewed)

Data File: C:\msdchem\1\DATA\080410\V77261.D
DataAcq Meth:8260RUN.M
Acq On : 4 Aug 2010 3:14 pm
Sample : 5ppb mega Cal
Misc :
ALS Vial : 5 Sample Multiplier: 1

Operator: Bill Brew
Inst : Instrument #1

Quant Time: Aug 05 12:27:25 2010
Quant Method : C:\msdchem\1\METHODS\080410a.M
Quant Title : 8260/624 Analysis
QLast Update : Thu Aug 05 12:23:55 2010
Response via : Initial Calibration
Integrator: RTE

Compound	R.T.	QIon	Response	Conc	Units	Dev(Min)
Internal Standards						
1) Fluorobenzene	5.072	96	1040944	50.00	ug/L	0.00
54) Chlorobenzene-d5	8.018	117	892630	50.00	ug/L	0.00
75) 1,4-Dichlorobenzene-d4	10.559	152	502872	50.00	ug/L	0.00
System Monitoring Compounds						
26) Pentafluorobenzene	4.501	168	60037	5.31	ug/L	0.00
Spiked Amount 50.000	Range 83 - 109		Recovery	=	10.62%#	
29) 1,2-Dichloroethane-d4	4.774	65	32933	5.20	ug/L	0.00
Spiked Amount 50.000	Range 66 - 101		Recovery	=	10.40%#	
45) Toluene-D8	6.561	98	114410	5.35	ug/L	0.00
Spiked Amount 50.000	Range 75 - 108		Recovery	=	10.70%#	
64) 4-Bromofluorobenzene	9.278	95	47891	5.24	ug/L	0.00
Spiked Amount 50.000	Range 65 - 102		Recovery	=	10.48%#	
Target Compounds						Qvalue
2) Dichlorodifluoromethane	1.443	85	33296	5.20	ug/L	98
3) Chloromethane	1.593	50	42583	5.35	ug/L	98
4) Vinyl chloride	1.668	62	36904	5.13	ug/L	99
5) Bromomethane	1.929	94	21343	4.31	ug/L	97
6) Chloroethane	2.004	64	22181	4.99	ug/L	99
7) Trichlorofluoromethane	2.207	101	45851	5.18	ug/L	97
8) Ethyl ether	2.425	59	21595	5.10	ug/L	100
9) Freon 113	2.612	101	22585	5.27	ug/L	96
10) 1,1-Dichloroethene	2.617	61	35435	5.37	ug/L	88
11) Acetone	2.644	43	30352	4.98	ug/L	98
12) Carbon disulfide	2.804	76	71670	5.17	ug/L	98
13) Methyl acetate	2.911	43	17026	5.11	ug/L	91
14) Methylene chloride	3.002	84	38467	5.10	ug/L	88
15) Acrylonitrile	3.199	53	9954	5.24	ug/L	95
17) Methyl tert-butyl Ether	3.226	73	80960	5.34	ug/L	97
18) trans-1,2-Dichloroethene	3.226	61	36594	5.43	ug/L	86
19) 1,1-Dichloroethane	3.573	63	52288	5.15	ug/L	98
20) Vinyl acetate	3.605	43	44538	5.12	ug/L	94
21) 2,2-Dichloropropane	4.069	77	41212	5.16	ug/L	92
22) 2-Butanone	4.074	72	3718	4.67	ug/L #	46
23) cis-1,2-Dichloroethene	4.064	96	36134	5.16	ug/L #	84
24) Bromochloromethane	4.272	128	14287	4.93	ug/L #	65
25) Chloroform	4.331	83	59279	5.34	ug/L	99
28) 1,1,1-Trichloroethane	4.501	97	43044	5.16	ug/L	96
30) Carbon Tetrachloride	4.651	117	30591	4.83	ug/L	98
31) Benzene	4.832	78	135942	5.48	ug/L	95
32) 1,2-Dichloroethane	4.843	62	38859	5.48	ug/L	99
33) Trichloroethene	5.409	130	31748	5.18	ug/L #	82
34) Methylcyclohexane	5.590	83	53163	5.16	ug/L	88
36) 1,2-Dichloropropane	5.617	63	34386	5.31	ug/L	98
38) Dibromomethane	5.723	93	18581	5.19	ug/L #	70
39) Bromodichloromethane	5.868	83	38443	4.92	ug/L	97
40) 2-Chloroethyl vinyl Ether	6.150	63	15932	4.75	ug/L	89
42) 1,1-Dichloropropene	4.645	75	41842	5.20	ug/L	93
43) cis-1,3-Dichloropropene	6.295	75	46138	4.86	ug/L	91

8/5 MM

Quantitation Report (QT Reviewed)

Data File: C:\msdchem\1\DATA\080410\V77261.D
DataAcq Meth:8260RUN.M
Acq On : 4 Aug 2010 3:14 pm
Sample : 5ppb mega Cal
Misc :
ALS Vial : 5 Sample Multiplier: 1

Operator: Bill Brew
Inst : Instrument #1

Quant Time: Aug 05 12:27:25 2010
Quant Method : C:\msdchem\1\METHODS\080410a.M
Quant Title : 8260/624 Analysis
QLast Update : Thu Aug 05 12:23:55 2010
Response via : Initial Calibration
Integrator: RTE

Compound	R.T.	QIon	Response	Conc Units	Dev(Min)
44) 4-Methyl-2-pentanone	6.444	43	26130m	4.97 ug/L	
46) Toluene	6.625	91	143536	5.51 ug/L	97
47) trans-1,3-Dichloropropene	6.834	75	36436	4.52 ug/L	89
48) 1,1,2-Trichloroethane	7.020	97	30901	5.44 ug/L	94
49) 1,3-Dichloropropane	7.191	76	47600	5.11 ug/L	99
50) Tetrachloroethene	7.170	166	38520	5.19 ug/L	94
51) 2-Hexanone	7.276	43	21947	4.94 ug/L	90
52) Dibromochloromethane	7.421	129	23479	4.50 ug/L	98
53) 1,2-Dibromoethane	7.543	107	26595	4.86 ug/L	98
55) Chlorobenzene	8.050	112	85583	5.27 ug/L #	81
56) 1,1,1,2-Tetrachloroethane	8.136	131	25339	4.81 ug/L	93
57) Ethylbenzene	8.168	91	144554	5.19 ug/L	94
58) m,p-Xylene	8.290	106	120250	10.67 ug/L #	85
59) o-Xylene	8.712	106	59621	5.18 ug/L #	82
60) Styrene	8.728	104	96835	5.24 ug/L	96
61) Bromoform	8.920	173	14914	3.67 ug/L	97
62) Isopropylbenzene	9.112	105	149556	5.27 ug/L	93
63) 1,2,3-Trichloropropane	9.486	110	10903	5.20 ug/L #	90
65) Bromobenzene	9.443	156	39634	5.31 ug/L #	67
66) 1,1,2,2-Tetrachloroethane	9.438	83	38218	5.14 ug/L	97
67) n-Propylbenzene	9.566	91	177631	5.37 ug/L	88
68) 2-Chlorotoluene	9.657	126	36922	5.32 ug/L #	67
69) 4-Chlorotoluene	9.779	126	37419	5.31 ug/L #	55
70) 1,3,5-Trimethylbenzene	9.763	105	119877	5.19 ug/L	92
71) tert-Butylbenzene	10.126	134	29201	5.25 ug/L #	82
72) 1,2,4-Trimethylbenzene	10.180	105	127738	5.28 ug/L	92
73) sec-Butylbenzene	10.372	105	167940	5.27 ug/L	89
74) p-Isopropyltoluene	10.537	119	134371	5.24 ug/L	92
76) 1,3-Dichlorobenzene	10.484	146	81100	5.43 ug/L	94
77) 1,4-Dichlorobenzene	10.585	146	79335	5.44 ug/L	90
78) n-Butylbenzene	10.996	91	139178	5.27 ug/L	91
79) 1,2-Dichlorobenzene	11.002	146	76149	5.47 ug/L	98
81) 1,2-Dibromo-3-Chloropr...	11.882	157	5778	4.27 ug/L #	79
82) 1,2,4-Trichlorobenzene	12.773	180	55257	5.14 ug/L	96
83) 1,2,3-Trichlorobenzene	13.270	180	49845	5.04 ug/L	94
84) Hexachlorobutadiene	12.955	225	36457	5.27 ug/L	99
85) Naphthalene	13.019	128	102723	4.87 ug/L	99
86) Cyclohexane	4.555	56	44741	5.11 ug/L	84

(#) = qualifier out of range (m) = manual integration (+) = signals summed

Quantitation Report (QT Reviewed)

Data File: C:\msdchem\1\DATA\080410\V77261.D
DataAcq Meth:8260RUN.M
Acq On : 4 Aug 2010 3:14 pm
Sample : 5ppb mega Cal
Misc :
ALS Vial : 5 Sample Multiplier: 1

Operator: Bill Brew
Inst : Instrument #1

Quant Time: Aug 05 12:27:25 2010
Quant Method : C:\msdchem\1\METHODS\080410a.M
Quant Title : 8260/624 Analysis
QLast Update : Thu Aug 05 12:23:55 2010
Response via : Initial Calibration
Integrator: RTE

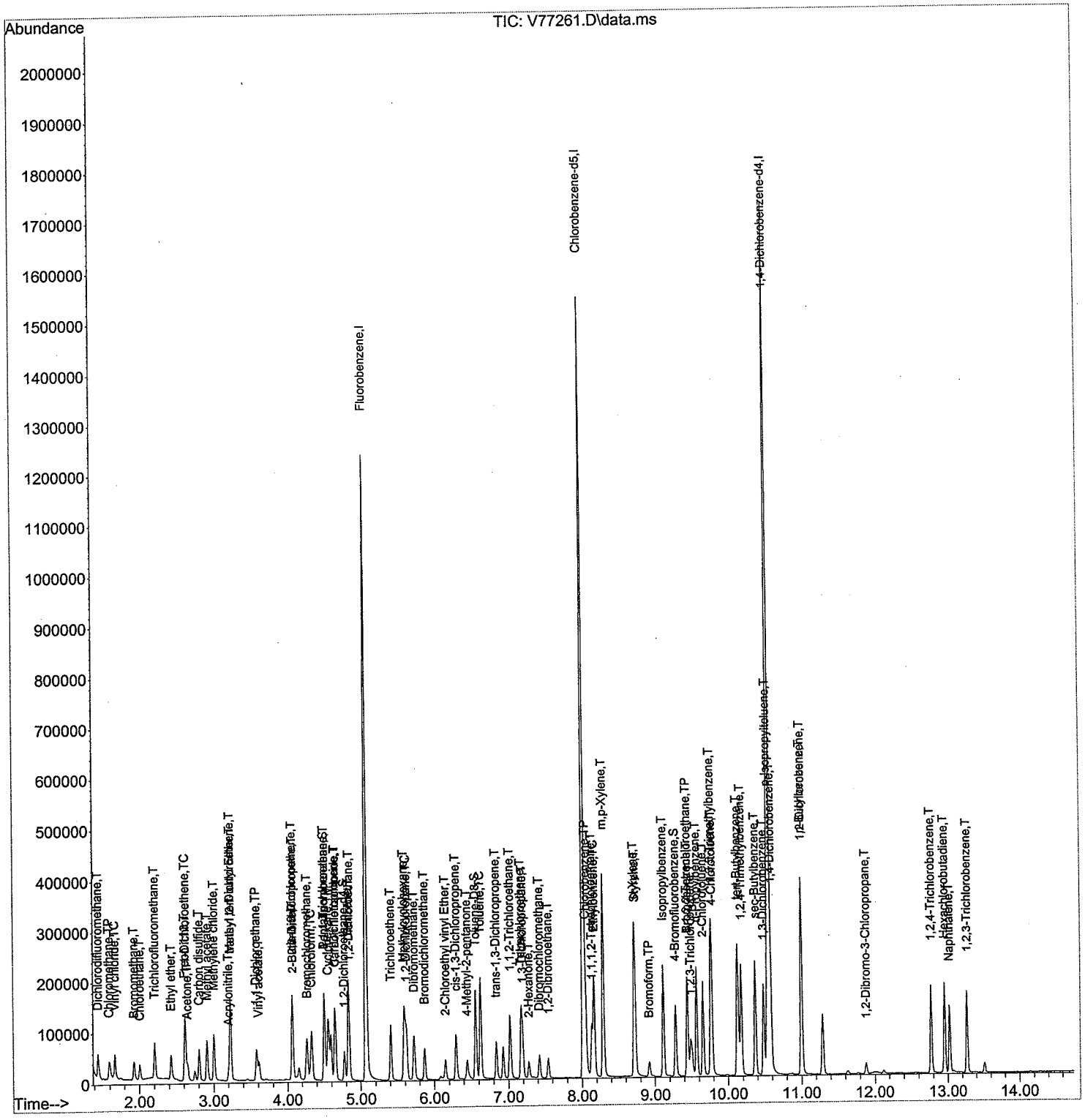

Quantitation Report (QT Reviewed)

Data File: C:\msdchem\1\DATA\080410\V77262.D
DataAcq Meth:8260RUN.M
Acq On : 4 Aug 2010 3:37 pm
Sample : 10ppb mega Cal
Misc :
ALS Vial : 6 Sample Multiplier: 1

Operator: Bill Brew
Inst : Instrument #1

Quant Time: Aug 05 12:27:48 2010
Quant Method : C:\msdchem\1\METHODS\080410a.M
Quant Title : 8260/624 Analysis
QLast Update : Thu Aug 05 12:23:55 2010
Response via : Initial Calibration
Integrator: RTE

Compound	R.T.	QIon	Response	Conc Units	Dev(Min)
Internal Standards					
1) Fluorobenzene	5.076	96	1050275	50.00 ug/L	0.00
54) Chlorobenzene-d5	8.016	117	899073	50.00 ug/L	0.00
75) 1,4-Dichlorobenzene-d4	10.562	152	503445	50.00 ug/L	0.00
System Monitoring Compounds					
26) Pentafluorobenzene	4.505	168	117252	10.27 ug/L	0.00
Spiked Amount 50.000	Range 83 - 109		Recovery = 20.54%#		
29) 1,2-Dichloroethane-d4	4.777	65	63726	9.97 ug/L	0.01
Spiked Amount 50.000	Range 66 - 101		Recovery = 19.94%#		
45) Toluene-D8	6.559	98	224000	10.39 ug/L	0.00
Spiked Amount 50.000	Range 75 - 108		Recovery = 20.78%#		
64) 4-Bromofluorobenzene	9.276	95	90517	9.83 ug/L	0.00
Spiked Amount 50.000	Range 65 - 102		Recovery = 19.66%#		
Target Compounds					Qvalue
2) Dichlorodifluoromethane	1.441	85	65349	10.12 ug/L	99
3) Chloromethane	1.596	50	81903	10.19 ug/L	98
4) Vinyl chloride	1.671	62	74526	10.28 ug/L	98
5) Bromomethane	1.927	94	40950	8.30 ug/L	99
6) Chloroethane	2.002	64	44794	10.02 ug/L	98
7) Trichlorofluoromethane	2.205	101	89822	10.06 ug/L	97
8) Ethyl ether	2.423	59	42633	9.98 ug/L	100
9) Freon 113	2.616	101	44733	10.35 ug/L	96
10) 1,1-Dichloroethene	2.616	61	70281	10.55 ug/L	87
11) Acetone	2.648	43	39889	9.87 ug/L	99
12) Carbon disulfide	2.802	76	144074	10.29 ug/L	99
13) Methyl acetate	2.909	43	35393	10.52 ug/L	94
14) Methylene chloride	3.000	84	67370	10.05 ug/L	89
15) Acrylonitrile	3.197	53	19950	10.41 ug/L	95
17) Methyl tert-butyl Ether	3.224	73	156409	10.22 ug/L	95
18) trans-1,2-Dichloroethene	3.224	61	70662	10.39 ug/L	84
19) 1,1-Dichloroethane	3.576	63	106434	10.39 ug/L	98
20) Vinyl acetate	3.608	43	88669	10.10 ug/L	92
21) 2,2-Dichloropropane	4.067	77	79820	9.91 ug/L	94
22) 2-Butanone	4.072	72	7578	9.43 ug/L #	52
23) cis-1,2-Dichloroethene	4.062	96	71024	10.05 ug/L #	86
24) Bromochloromethane	4.270	128	30060	10.27 ug/L #	69
25) Chloroform	4.334	83	114392	10.21 ug/L	99
28) 1,1,1-Trichloroethane	4.499	97	86324	10.25 ug/L	97
30) Carbon Tetrachloride	4.649	117	61998	9.71 ug/L	98
31) Benzene	4.830	78	259224	10.36 ug/L	95
32) 1,2-Dichloroethane	4.841	62	73648	10.29 ug/L	97
33) Trichloroethene	5.407	130	63741	10.30 ug/L #	84
34) Methylcyclohexane	5.588	83	104819	10.09 ug/L	89
36) 1,2-Dichloropropane	5.615	63	68391	10.46 ug/L	99
38) Dibromomethane	5.727	93	37268	10.32 ug/L #	70
39) Bromodichloromethane	5.866	83	77862	9.87 ug/L	98
40) 2-Chloroethyl vinyl Ether	6.149	63	33454	9.88 ug/L	91
42) 1,1-Dichloropropene	4.644	75	82117	10.12 ug/L	93
43) cis-1,3-Dichloropropene	6.293	75	95299	9.95 ug/L	92

8/5 MB

Quantitation Report (QT Reviewed)

Data File: C:\msdchem\1\DATA\080410\V77262.D
DataAcq Meth:8260RUN.M
Acq On : 4 Aug 2010 3:37 pm
Sample : 10ppb mega Cal
Misc :
ALS Vial : 6 Sample Multiplier: 1

Operator: Bill Brew
Inst : Instrument #1

Quant Time: Aug 05 12:27:48 2010
Quant Method : C:\msdchem\1\METHODS\080410a.M
Quant Title : 8260/624 Analysis
QLast Update : Thu Aug 05 12:23:55 2010
Response via : Initial Calibration
Integrator: RTE

Compound	R.T.	QIon	Response	Conc Units	Dev(Min)
44) 4-Methyl-2-pentanone	6.447	43	49893m	9.40 ug/L	
46) Toluene	6.623	91	277814	10.56 ug/L	98
47) trans-1,3-Dichloropropene	6.837	75	79707	9.80 ug/L	91
48) 1,1,2-Trichloroethane	7.018	97	59748	10.43 ug/L	94
49) 1,3-Dichloropropane	7.189	76	99849	10.62 ug/L	98
50) Tetrachloroethene	7.168	166	74929	10.00 ug/L	93
51) 2-Hexanone	7.275	43	46352	10.33 ug/L	90
52) Dibromochloromethane	7.424	129	50153	9.53 ug/L	99
53) 1,2-Dibromoethane	7.541	107	56920	10.31 ug/L	100
55) Chlorobenzene	8.054	112	165988	10.15 ug/L	83
56) 1,1,1,2-Tetrachloroethane	8.134	131	52152	9.83 ug/L	94
57) Ethylbenzene	8.166	91	297223	10.60 ug/L	94
58) m,p-Xylene	8.294	106	241126	21.25 ug/L	86
59) o-Xylene	8.716	106	122228	10.54 ug/L #	85
60) Styrene	8.726	104	194558	10.44 ug/L	95
61) Bromoform	8.924	173	31764	7.75 ug/L	97
62) Isopropylbenzene	9.116	105	289409	10.12 ug/L	94
63) 1,2,3-Trichloropropane	9.489	110	21710	10.29 ug/L #	86
65) Bromobenzene	9.441	156	77547	10.31 ug/L #	67
66) 1,1,2,2-Tetrachloroethane	9.436	83	77383	10.34 ug/L	95
67) n-Propylbenzene	9.564	91	350036	10.51 ug/L	87
68) 2-Chlorotoluene	9.655	126	72012	10.29 ug/L #	66
69) 4-Chlorotoluene	9.778	126	74584	10.51 ug/L #	58
70) 1,3,5-Trimethylbenzene	9.762	105	248600	10.69 ug/L	92
71) tert-Butylbenzene	10.119	134	58776	10.49 ug/L #	78
72) 1,2,4-Trimethylbenzene	10.178	105	255051	10.47 ug/L	92
73) sec-Butylbenzene	10.370	105	333572	10.40 ug/L	89
74) p-Isopropyltoluene	10.530	119	265015	10.26 ug/L	93
76) 1,3-Dichlorobenzene	10.482	146	152637	10.22 ug/L	96
77) 1,4-Dichlorobenzene	10.589	146	148778	10.19 ug/L	95
78) n-Butylbenzene	10.994	91	280505	10.61 ug/L	90
79) 1,2-Dichlorobenzene	11.005	146	147901	10.61 ug/L	98
81) 1,2-Dibromo-3-Chloropr...	11.886	157	12767	9.34 ug/L #	82
82) 1,2,4-Trichlorobenzene	12.771	180	109882	10.20 ug/L	96
83) 1,2,3-Trichlorobenzene	13.268	180	101731	10.28 ug/L	96
84) Hexachlorobutadiene	12.958	225	69092	9.97 ug/L	99
85) Naphthalene	13.022	128	213594	10.12 ug/L	99
86) Cyclohexane	4.558	56	84052	9.59 ug/L	86

(#) = qualifier out of range (m) = manual integration (+) = signals summed

Quantitation Report (QT Reviewed)

Data File: C:\msdchem\1\DATA\080410\V77262.D
DataAcq Meth:8260RUN.M
Acq On : 4 Aug 2010 3:37 pm
Sample : 10ppb mega Cal
Misc :
ALS Vial : 6 Sample Multiplier: 1

Operator: Bill Brew
Inst : Instrument #1

Quant Time: Aug 05 12:27:48 2010
Quant Method : C:\msdchem\1\METHODS\080410a.M
Quant Title : 8260/624 Analysis
QLast Update : Thu Aug 05 12:23:55 2010
Response via : Initial Calibration
Integrator: RTE

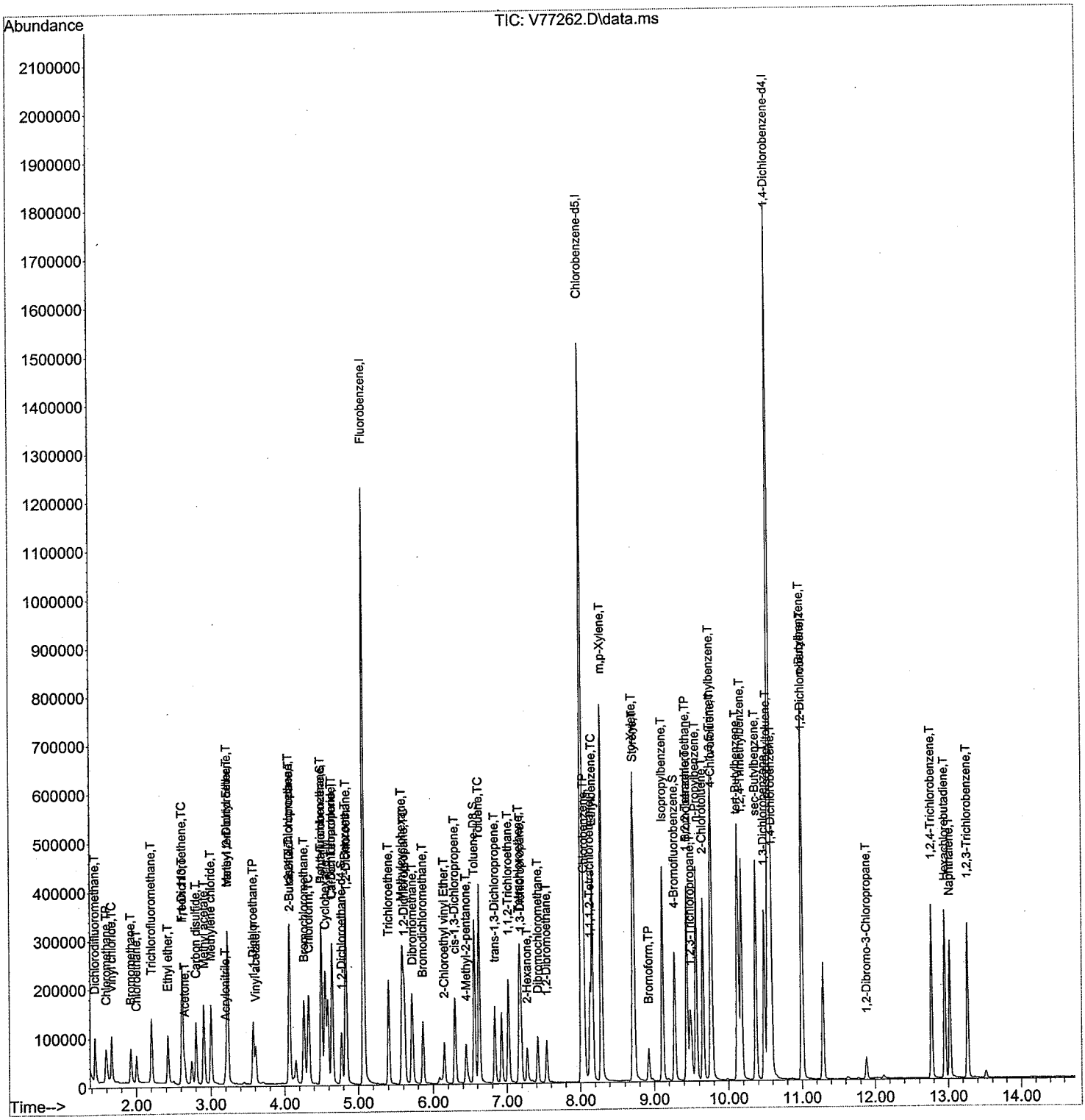

Quantitation Report (QT Reviewed)

Data File: C:\msdchem\1\DATA\080410\V77263.D
DataAcq Meth:8260RUN.M
Acq On : 4 Aug 2010 4:01 pm
Sample : 50ppb mega Cal
Misc :
ALS Vial : 7 Sample Multiplier: 1

Operator: Bill Brew
Inst : Instrument #1

Quant Time: Aug 05 12:28:21 2010
Quant Method : C:\msdchem\1\METHODS\080410a.M
Quant Title : 8260/624 Analysis
QLast Update : Thu Aug 05 12:23:55 2010
Response via : Initial Calibration
Integrator: RTE

Compound	R.T.	QIon	Response	Conc Units	Dev(Min)
Internal Standards					
1) Fluorobenzene	5.075	96	1058696	50.00 ug/L	0.00
54) Chlorobenzene-d5	8.021	117	908810	50.00 ug/L	0.00
75) 1,4-Dichlorobenzene-d4	10.556	152	504513	50.00 ug/L	0.00
System Monitoring Compounds					
26) Pentafluorobenzene	4.504	168	557278	48.42 ug/L	0.00
Spiked Amount 50.000	Range 83 - 109		Recovery = 96.84%		
29) 1,2-Dichloroethane-d4	4.776	65	303637	47.14 ug/L	0.01
Spiked Amount 50.000	Range 66 - 101		Recovery = 94.28%		
45) Toluene-D8	6.559	98	1046406	48.15 ug/L	0.00
Spiked Amount 50.000	Range 75 - 108		Recovery = 96.30%		
64) 4-Bromofluorobenzene	9.275	95	422593	45.41 ug/L	0.00
Spiked Amount 50.000	Range 65 - 102		Recovery = 90.82%		
Target Compounds					Qvalue
2) Dichlorodifluoromethane	1.446	85	311945	47.94 ug/L	99
3) Chloromethane	1.595	50	390588	48.22 ug/L	98
4) Vinyl chloride	1.670	62	353558	48.36 ug/L	98
5) Bromomethane	1.921	94	193276	43.08 ug/L	98
6) Chloroethane	2.001	64	211084	48.44 ug/L	97
7) Trichlorofluoromethane	2.204	101	437208	48.56 ug/L	98
8) Ethyl ether	2.423	59	211595	49.13 ug/L	100
9) Freon 113	2.609	101	207371	47.60 ug/L	97
10) 1,1-Dichloroethene	2.615	61	322243	47.99 ug/L	88
11) Acetone	2.647	43	107482	45.20 ug/L	99
12) Carbon disulfide	2.802	76	687420	48.73 ug/L	100
13) Methyl acetate	2.914	43	157774	46.52 ug/L	93
14) Methylene chloride	2.999	84	294974	49.61 ug/L	90
15) Acrylonitrile	3.197	53	91158	47.20 ug/L	99
17) Methyl tert-butyl Ether	3.223	73	733689	47.55 ug/L	95
18) trans-1,2-Dichloroethene	3.229	61	330504	48.22 ug/L	85
19) 1,1-Dichloroethane	3.575	63	496085	48.02 ug/L	99
20) Vinyl acetate	3.607	43	426116	48.13 ug/L	93
21) 2,2-Dichloropropane	4.066	77	394872	48.63 ug/L	93
22) 2-Butanone	4.072	72	36739	45.35 ug/L #	68
23) cis-1,2-Dichloroethene	4.061	96	332434	46.68 ug/L #	86
24) Bromochloromethane	4.269	128	144200	48.88 ug/L #	69
25) Chloroform	4.333	83	531682	47.08 ug/L	99
28) 1,1,1-Trichloroethane	4.504	97	415422	48.95 ug/L	96
30) Carbon Tetrachloride	4.653	117	321068	49.88 ug/L	99
31) Benzene	4.830	78	1211366	48.02 ug/L	96
32) 1,2-Dichloroethane	4.840	62	343445	47.59 ug/L	99
33) Trichloroethene	5.406	130	308929	49.54 ug/L #	85
34) Methylcyclohexane	5.587	83	526906	50.30 ug/L	89
36) 1,2-Dichloropropane	5.614	63	318032	48.26 ug/L	98
38) Dibromomethane	5.726	93	176898	48.58 ug/L #	71
39) Bromodichloromethane	5.865	83	397555	49.98 ug/L	97
40) 2-Chloroethyl vinyl Ether	6.148	63	176576	51.72 ug/L	91
42) 1,1-Dichloropropene	4.643	75	393427	48.08 ug/L	93
43) cis-1,3-Dichloropropene	6.297	75	491043	50.84 ug/L	94

8/5 MB

Quantitation Report (QT Reviewed)

Data File: C:\msdchem\1\DATA\080410\V77263.D
DataAcq Meth:8260RUN.M
Acq On : 4 Aug 2010 4:01 pm
Sample : 50ppb mega Cal
Misc :
ALS Vial : 7 Sample Multiplier: 1

Operator: Bill Brew
Inst : Instrument #1

Quant Time: Aug 05 12:28:21 2010
Quant Method : C:\msdchem\1\METHODS\080410a.M
Quant Title : 8260/624 Analysis
QLast Update : Thu Aug 05 12:23:55 2010
Response via : Initial Calibration
Integrator: RTE

Compound	R.T.	QIon	Response	Conc Units	Dev(Min)
44) 4-Methyl-2-pentanone	6.447	43	253329m	47.33 ug/L	
46) Toluene	6.623	91	1250515	47.16 ug/L	99
47) trans-1,3-Dichloropropene	6.836	75	430889	52.58 ug/L	95
48) 1,1,2-Trichloroethane	7.018	97	272668	47.20 ug/L	95
49) 1,3-Dichloropropane	7.188	76	452146	47.71 ug/L	99
50) Tetrachloroethene	7.172	166	365072	48.35 ug/L	94
51) 2-Hexanone	7.274	43	219422	48.53 ug/L	95
52) Dibromochloromethane	7.418	129	277043	52.25 ug/L	97
53) 1,2-Dibromoethane	7.541	107	270454	48.59 ug/L	99
55) Chlorobenzene	8.048	112	799850	48.37 ug/L	87
56) 1,1,1,2-Tetrachloroethane	8.133	131	273418	50.97 ug/L	96
57) Ethylbenzene	8.165	91	1408768	49.72 ug/L	93
58) m,p-Xylene	8.293	106	1136218	99.06 ug/L	96
59) o-Xylene	8.709	106	563671	48.08 ug/L #	84
60) Styrene	8.731	104	925143	49.13 ug/L	95
61) Bromoform	8.923	173	191637	46.03 ug/L	97
62) Isopropylbenzene	9.115	105	1441327	49.87 ug/L	95
63) 1,2,3-Trichloropropane	9.483	110	101014	47.36 ug/L #	71
65) Bromobenzene	9.441	156	364776	47.99 ug/L #	66
66) 1,1,2,2-Tetrachloroethane	9.441	83	362706	47.95 ug/L	96
67) n-Propylbenzene	9.569	91	1654054	49.13 ug/L	89
68) 2-Chlorotoluene	9.654	126	349140	49.38 ug/L #	67
69) 4-Chlorotoluene	9.777	126	344860	48.09 ug/L #	58
70) 1,3,5-Trimethylbenzene	9.761	105	1201709	51.14 ug/L	92
71) tert-Butylbenzene	10.124	134	280806	49.59 ug/L #	73
72) 1,2,4-Trimethylbenzene	10.177	105	1241564	50.41 ug/L	92
73) sec-Butylbenzene	10.369	105	1670781	51.52 ug/L	89
74) p-Isopropyltoluene	10.535	119	1301551	49.83 ug/L	94
76) 1,3-Dichlorobenzene	10.487	146	721268	48.17 ug/L	96
77) 1,4-Dichlorobenzene	10.583	146	705241	48.19 ug/L	98
78) n-Butylbenzene	10.994	91	1314450	49.62 ug/L	92
79) 1,2-Dichlorobenzene	11.004	146	674692	48.32 ug/L	97
81) 1,2-Dibromo-3-Chloropr...	11.885	157	72668	49.75 ug/L #	84
82) 1,2,4-Trichlorobenzene	12.771	180	529065	49.01 ug/L	99
83) 1,2,3-Trichlorobenzene	13.267	180	487310	49.14 ug/L	96
84) Hexachlorobutadiene	12.952	225	335380	48.31 ug/L	99
85) Naphthalene	13.022	128	1067916	50.50 ug/L	99
86) Cyclohexane	4.557	56	398871	45.41 ug/L	88

(#) = qualifier out of range (m) = manual integration (+) = signals summed

Quantitation Report (QT Reviewed)

Data File: C:\msdchem\1\DATA\080410\V77263.D
DataAcq Meth:8260RUN.M
Acq On : 4 Aug 2010 4:01 pm
Sample : 50ppb mega Cal
Misc :
ALS Vial : 7 Sample Multiplier: 1

Operator: Bill Brew
Inst : Instrument #1

Quant Time: Aug 05 12:28:21 2010
Quant Method : C:\msdchem\1\METHODS\080410a.M
Quant Title : 8260/624 Analysis
QLast Update : Thu Aug 05 12:23:55 2010
Response via : Initial Calibration
Integrator: RTE

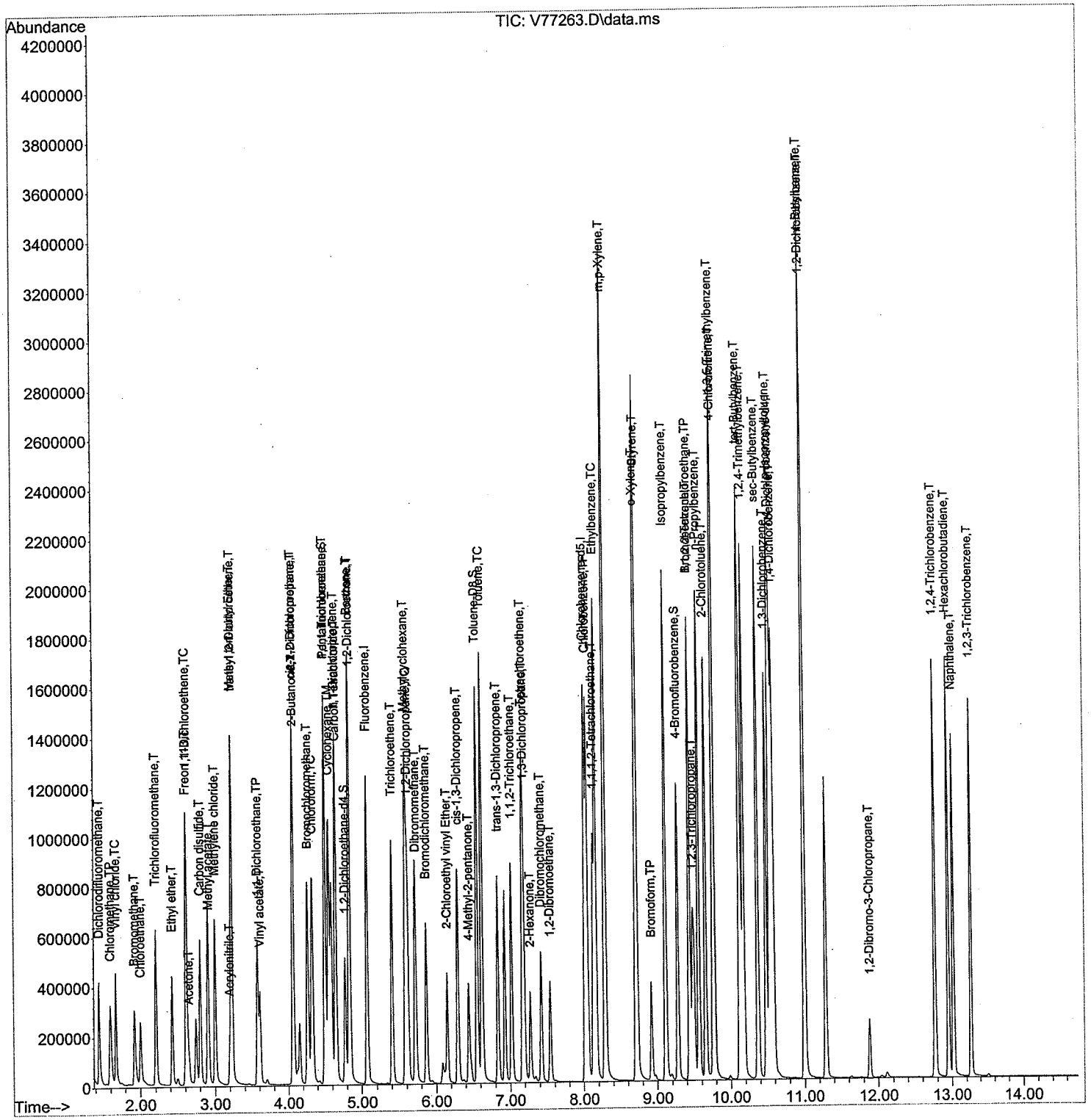

Quantitation Report (QT Reviewed)

Data File: C:\msdchem\1\DATA\080410\V77264.D
DataAcq Meth:8260RUN.M
Acq On : 4 Aug 2010 4:24 pm
Sample : 100ppb mega Cal
Misc :
ALS Vial : 8 Sample Multiplier: 1

Operator: Bill Brew
Inst : Instrument #1

Quant Time: Aug 05 12:28:46 2010
Quant Method : C:\msdchem\1\METHODS\080410a.M
Quant Title : 8260/624 Analysis
QLast Update : Thu Aug 05 12:23:55 2010
Response via : Initial Calibration
Integrator: RTE

Compound	R.T.	QIon	Response	Conc	Units	Dev(Min)
Internal Standards						
1) Fluorobenzene	5.071	96	1060602	50.00	ug/L	0.00
54) Chlorobenzene-d5	8.022	117	907903	50.00	ug/L	0.00
75) 1,4-Dichlorobenzene-d4	10.562	152	512422	50.00	ug/L	0.00
System Monitoring Compounds						
26) Pentafluorobenzene	4.500	168	1109902	96.27	ug/L	0.00
Spiked Amount 50.000	Range 83 - 109		Recovery	=	192.54%#	
29) 1,2-Dichloroethane-d4	4.772	65	615671	95.42	ug/L	0.00
Spiked Amount 50.000	Range 66 - 101		Recovery	=	190.84%#	
45) Toluene-D8	6.560	98	2064669	94.84	ug/L	0.00
Spiked Amount 50.000	Range 75 - 108		Recovery	=	189.68%#	
64) 4-Bromofluorobenzene	9.276	95	878349	94.48	ug/L	0.00
Spiked Amount 50.000	Range 65 - 102		Recovery	=	188.96%#	
Target Compounds						Qvalue
2) Dichlorodifluoromethane	1.442	85	631572	96.89	ug/L	98
3) Chloromethane	1.597	50	785553	96.81	ug/L	98
4) Vinyl chloride	1.666	62	715239	97.66	ug/L	99
5) Bromomethane	1.917	94	390810	110.07	ug/L	98
6) Chloroethane	1.997	64	421170	101.16	ug/L	97
7) Trichlorofluoromethane	2.200	101	877328	97.27	ug/L	99
8) Ethyl ether	2.424	59	444589	103.04	ug/L	100
9) Freon 113	2.610	101	415846	95.29	ug/L	96
10) 1,1-Dichloroethene	2.610	61	636143	94.57	ug/L	89
11) Acetone	2.648	43	217954	103.59	ug/L	99
12) Carbon disulfide	2.797	76	1390594	98.40	ug/L	100
13) Methyl acetate	2.909	43	331639	97.60	ug/L	94
14) Methylene chloride	3.000	84	578893	100.28	ug/L	90
15) Acrylonitrile	3.198	53	194561	100.55	ug/L	100
17) Methyl tert-butyl Ether	3.224	73	1507604	97.53	ug/L	96
18) trans-1,2-Dichloroethene	3.224	61	641904	93.49	ug/L	87
19) 1,1-Dichloroethane	3.571	63	1011410	97.74	ug/L	99
20) Vinyl acetate	3.608	43	901690	101.66	ug/L	93
21) 2,2-Dichloropropane	4.067	77	815162	100.21	ug/L	95
22) 2-Butanone	4.073	72	86460	106.53	ug/L #	68
23) cis-1,2-Dichloroethene	4.062	96	708567	99.31	ug/L	89
24) Bromochloromethane	4.270	128	287813	97.38	ug/L #	69
25) Chloroform	4.334	83	1071807	94.74	ug/L	100
28) 1,1,1-Trichloroethane	4.500	97	846603	99.58	ug/L	95
30) Carbon Tetrachloride	4.649	117	685699	106.35	ug/L	99
31) Benzene	4.831	78	2420572	95.78	ug/L	96
32) 1,2-Dichloroethane	4.841	62	689702	95.40	ug/L	99
33) Trichloroethene	5.407	130	613703	98.23	ug/L #	85
34) Methylcyclohexane	5.588	83	1055183	100.56	ug/L	90
36) 1,2-Dichloropropane	5.615	63	637736	96.60	ug/L	97
38) Dibromomethane	5.722	93	360116	98.72	ug/L #	71
39) Bromodichloromethane	5.866	83	838718	105.26	ug/L	99
40) 2-Chloroethyl vinyl Ether	6.149	63	359246	105.03	ug/L	93
42) 1,1-Dichloropropene	4.644	75	795707	97.07	ug/L	93
43) cis-1,3-Dichloropropene	6.293	75	1022703	105.70	ug/L	95

8/5 MB

Quantitation Report (QT Reviewed)

Data File: C:\msdchem\1\DATA\080410\V77264.D
DataAcq Meth:8260RUN.M
Acq On : 4 Aug 2010 4:24 pm
Sample : 100ppb mega Cal
Misc :
ALS Vial : 8 Sample Multiplier: 1

Operator: Bill Brew
Inst : Instrument #1

Quant Time: Aug 05 12:28:46 2010
Quant Method : C:\msdchem\1\METHODS\080410a.M
Quant Title : 8260/624 Analysis
QLast Update : Thu Aug 05 12:23:55 2010
Response via : Initial Calibration
Integrator: RTE

Compound	R.T.	QIon	Response	Conc Units	Dev(Min)
44) 4-Methyl-2-pentanone	6.442	43	614464m	114.60 ug/L	
46) Toluene	6.629	91	2405512	90.56 ug/L	96
47) trans-1,3-Dichloropropene	6.837	75	913679	111.29 ug/L	94
48) 1,1,2-Trichloroethane	7.019	97	545158	94.21 ug/L	90
49) 1,3-Dichloropropane	7.189	76	935039	98.49 ug/L	99
50) Tetrachloroethene	7.173	166	759342	100.40 ug/L	95
51) 2-Hexanone	7.275	43	485467	107.18 ug/L	95
52) Dibromochloromethane	7.419	129	601920	113.31 ug/L	99
53) 1,2-Dibromoethane	7.542	107	572670	102.69 ug/L	99
55) Chlorobenzene	8.049	112	1637344	99.11 ug/L	88
56) 1,1,1,2-Tetrachloroethane	8.134	131	572920	106.92 ug/L	96
57) Ethylbenzene	8.166	91	2694029	95.18 ug/L	96
58) m,p-Xylene	8.294	106	2138074	186.59 ug/L	89
59) o-Xylene	8.716	106	1142975	97.60 ug/L	90
60) Styrene	8.726	104	1822756	96.90 ug/L	95
61) Bromoform	8.924	173	433814	103.50 ug/L	98
62) Isopropylbenzene	9.116	105	2870925	99.44 ug/L	96
63) 1,2,3-Trichloropropane	9.484	110	219788	103.15 ug/L #	66
65) Bromobenzene	9.442	156	752608	99.11 ug/L #	69
66) 1,1,2,2-Tetrachloroethane	9.436	83	777046	102.83 ug/L	95
67) n-Propylbenzene	9.570	91	3298513	98.07 ug/L	90
68) 2-Chlorotoluene	9.660	126	698040	98.82 ug/L #	67
69) 4-Chlorotoluene	9.778	126	689665	96.28 ug/L #	57
70) 1,3,5-Trimethylbenzene	9.762	105	2301725	98.05 ug/L	94
71) tert-Butylbenzene	10.125	134	561983	99.34 ug/L #	76
72) 1,2,4-Trimethylbenzene	10.178	105	2416181	98.20 ug/L	93
73) sec-Butylbenzene	10.376	105	3102771	95.78 ug/L	92
74) p-Isopropyltoluene	10.536	119	2636422	101.04 ug/L	93
76) 1,3-Dichlorobenzene	10.488	146	1414041	92.99 ug/L	97
77) 1,4-Dichlorobenzene	10.589	146	1404554	94.50 ug/L	99
78) n-Butylbenzene	10.995	91	2522652	93.76 ug/L	92
79) 1,2-Dichlorobenzene	11.000	146	1291935	91.10 ug/L	98
81) 1,2-Dibromo-3-Chloropr...	11.886	157	160382	100.33 ug/L #	81
82) 1,2,4-Trichlorobenzene	12.772	180	1065771	97.20 ug/L	98
83) 1,2,3-Trichlorobenzene	13.268	180	976820	96.98 ug/L	96
84) Hexachlorobutadiene	12.959	225	662337	93.94 ug/L	99
85) Naphthalene	13.023	128	2182583	101.62 ug/L	100
86) Cyclohexane	4.553	56	838739	94.02 ug/L	90

(#) = qualifier out of range (m) = manual integration (+) = signals summed

Quantitation Report (QT Reviewed)

Data File: C:\msdchem\1\DATA\080410\V77264.D
DataAcq Meth:8260RUN.M
Acq On : 4 Aug 2010 4:24 pm
Sample : 100ppb mega Cal
Misc :
ALS Vial : 8 Sample Multiplier: 1

Operator: Bill Brew
Inst : Instrument #1

Quant Time: Aug 05 12:28:46 2010
Quant Method : C:\msdchem\1\METHODS\080410a.M
Quant Title : 8260/624 Analysis
QLast Update : Thu Aug 05 12:23:55 2010
Response via : Initial Calibration
Integrator: RTE

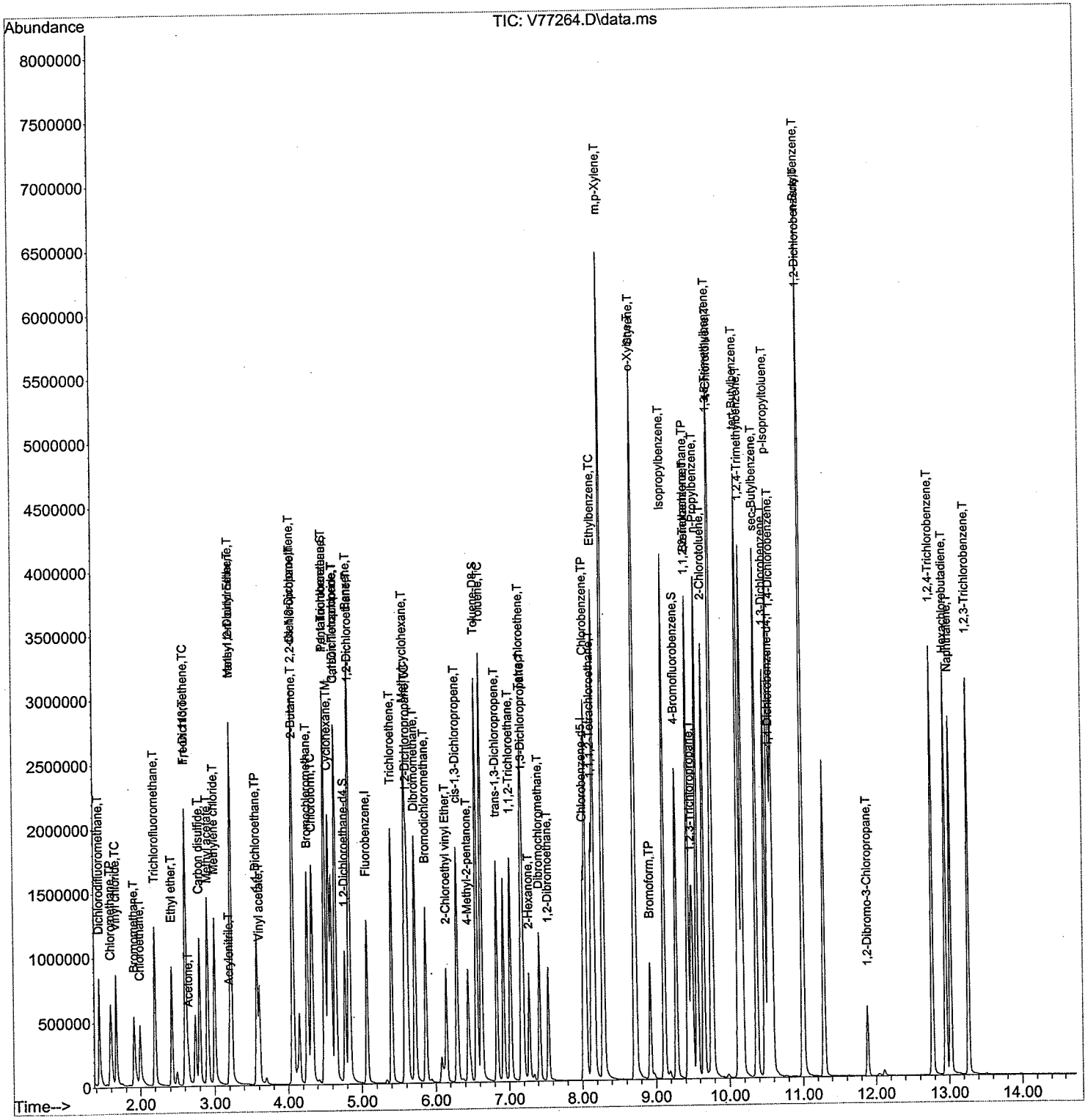

Quantitation Report (QT Reviewed)

Data File: C:\msdchem\1\DATA\080410\V77265.D
DataAcq Meth:8260RUN.M
Acq On : 4 Aug 2010 4:47 pm
Sample : 200ppb mega Cal
Misc :
ALS Vial : 9 Sample Multiplier: 1

Operator: Bill Brew
Inst : Instrument #1

Quant Time: Aug 05 12:29:11 2010
Quant Method : C:\msdchem\1\METHODS\080410a.M
Quant Title : 8260/624 Analysis
QLast Update : Thu Aug 05 12:23:55 2010
Response via : Initial Calibration
Integrator: RTE

Compound	R.T.	QIon	Response	Conc	Units	Dev(Min)
Internal Standards						
1) Fluorobenzene	5.075	96	1076294	50.00	ug/L	0.00
54) Chlorobenzene-d5	8.021	117	915263	50.00	ug/L	0.00
75) 1,4-Dichlorobenzene-d4	10.561	152	453928	50.00	ug/L	0.00
System Monitoring Compounds						
26) Pentafluorobenzene	4.504	168	2116070	180.87	ug/L	0.00
Spiked Amount 50.000	Range 83 - 109		Recovery = 361.74%#			
29) 1,2-Dichloroethane-d4	4.776	65	1167596	178.32	ug/L	0.01
Spiked Amount 50.000	Range 66 - 101		Recovery = 356.64%#			
45) Toluene-D8	6.564	98	3747523	169.63	ug/L	0.00
Spiked Amount 50.000	Range 75 - 108		Recovery = 339.26%#			
64) 4-Bromofluorobenzene	9.280	95	1627013	173.59	ug/L	0.00
Spiked Amount 50.000	Range 65 - 102		Recovery = 347.18%#			
Target Compounds						Qvalue
2) Dichlorodifluoromethane	1.440	85	1262745	190.89	ug/L	98
3) Chloromethane	1.595	50	1521690	184.79	ug/L	98
4) Vinyl chloride	1.670	62	1412665	190.08	ug/L	99
5) Bromomethane	1.910	94	459687	156.07	ug/L	99
6) Chloroethane	1.990	64	770236	200.68	ug/L	97
7) Trichlorofluoromethane	2.198	101	1708612	186.67	ug/L	98
8) Ethyl ether	2.422	59	839523	191.74	ug/L	100
9) Freon 113	2.609	101	823495	185.95	ug/L	97
10) 1,1-Dichloroethene	2.609	61	1227246	179.79	ug/L	90
11) Acetone	2.647	43	401761	199.39	ug/L	98
12) Carbon disulfide	2.796	76	2717905	189.51	ug/L	99
13) Methyl acetate	2.913	43	643863	186.73	ug/L	96
14) Methylene chloride	2.999	84	1126996	199.95	ug/L	92
15) Acrylonitrile	3.196	53	378734	192.88	ug/L	99
17) Methyl tert-butyl Ether	3.223	73	2831196	180.49	ug/L	96
18) trans-1,2-Dichloroethene	3.223	61	1213918	174.23	ug/L	89
19) 1,1-Dichloroethane	3.575	63	1916790	182.52	ug/L	99
20) Vinyl acetate	3.607	43	1725775	191.74	ug/L	95
21) 2,2-Dichloropropane	4.066	77	1619931	196.24	ug/L	96
22) 2-Butanone	4.077	72	170892	207.49	ug/L #	74
23) cis-1,2-Dichloroethene	4.061	96	1361798	188.08	ug/L	90
24) Bromochloromethane	4.269	128	548832	182.99	ug/L #	70
25) Chloroform	4.333	83	2027284	176.58	ug/L	98
28) 1,1,1-Trichloroethane	4.504	97	1641586	190.27	ug/L	96
30) Carbon Tetrachloride	4.648	117	1368588	209.16	ug/L	99
31) Benzene	4.829	78	4442186	173.22	ug/L	96
32) 1,2-Dichloroethane	4.840	62	1259632	171.69	ug/L	99
33) Trichloroethene	5.406	130	1176340	185.54	ug/L #	85
34) Methylcyclohexane	5.592	83	2037466	191.34	ug/L	91
36) 1,2-Dichloropropane	5.619	63	1187184	177.20	ug/L	98
38) Dibromomethane	5.726	93	678034	183.16	ug/L #	70
39) Bromodichloromethane	5.865	83	1596542	197.44	ug/L	99
40) 2-Chloroethyl vinyl Ether	6.147	63	735385	211.86	ug/L	91
42) 1,1-Dichloropropene	4.643	75	1531170	184.07	ug/L	93
43) cis-1,3-Dichloropropene	6.297	75	1961618	199.79	ug/L	96

8/5 MB

Quantitation Report (QT Reviewed)

Data File: C:\msdchem\1\DATA\080410\V77265.D
DataAcq Meth:8260RUN.M
Acq On : 4 Aug 2010 4:47 pm
Sample : 200ppb mega Cal
Misc :
ALS Vial : 9 Sample Multiplier: 1

Operator: Bill Brew
Inst : Instrument #1

Quant Time: Aug 05 12:29:11 2010
Quant Method : C:\msdchem\1\METHODS\080410a.M
Quant Title : 8260/624 Analysis
QLast Update : Thu Aug 05 12:23:55 2010
Response via : Initial Calibration
Integrator: RTE

Compound	R.T.	QIon	Response	Conc Units	Dev(Min)
44) 4-Methyl-2-pentanone	6.446	43	1149924m	211.34 ug/L	
46) Toluene	6.628	91	4355611	161.58 ug/L	95
47) trans-1,3-Dichloropropene	6.836	75	1719303	206.37 ug/L	94
48) 1,1,2-Trichloroethane	7.023	97	1069997	182.21 ug/L	96
49) 1,3-Dichloropropane	7.194	76	1737212	180.31 ug/L	99
50) Tetrachloroethene	7.172	166	1392468	181.42 ug/L	95
51) 2-Hexanone	7.274	43	921136	200.41 ug/L	96
52) Dibromochloromethane	7.423	129	1126683	209.00 ug/L	98
53) 1,2-Dibromoethane	7.540	107	1109433	196.04 ug/L	99
55) Chlorobenzene	8.053	112	2902936	174.30 ug/L	83
56) 1,1,1,2-Tetrachloroethane	8.138	131	1100430	203.71 ug/L	98
57) Ethylbenzene	8.170	91	4886542	171.25 ug/L	99
58) m,p-Xylene	8.293	106	3924986	339.78 ug/L	100
59) o-Xylene	8.714	106	2078104	176.02 ug/L	94
60) Styrene	8.730	104	3266482	172.25 ug/L	94
61) Bromoform	8.923	173	853464	199.39 ug/L	98
62) Isopropylbenzene	9.115	105	5053760	173.64 ug/L	98
63) 1,2,3-Trichloropropane	9.488	110	410906	191.30 ug/L #	58
65) Bromobenzene	9.446	156	1305573	170.54 ug/L #	68
66) 1,1,2,2-Tetrachloroethane	9.440	83	1374836	180.48 ug/L	96
67) n-Propylbenzene	9.568	91	5583285	164.67 ug/L	95
68) 2-Chlorotoluene	9.664	126	1283801	180.28 ug/L #	72
69) 4-Chlorotoluene	9.782	126	1223405	169.41 ug/L #	60
70) 1,3,5-Trimethylbenzene	9.766	105	4048485	171.08 ug/L	95
71) tert-Butylbenzene	10.129	134	1001447	175.61 ug/L #	77
72) 1,2,4-Trimethylbenzene	10.182	105	4134919	166.71 ug/L	97
73) sec-Butylbenzene	10.374	105	5464829	167.33 ug/L	94
74) p-Isopropyltoluene	10.540	119	4528715	172.16 ug/L	94
76) 1,3-Dichlorobenzene	10.492	146	2488153	184.71 ug/L	94
77) 1,4-Dichlorobenzene	10.588	146	2428800	184.46 ug/L	97
78) n-Butylbenzene	10.999	91	4299132	180.39 ug/L	91
79) 1,2-Dichlorobenzene	11.004	146	2172621	172.93 ug/L	98
81) 1,2-Dibromo-3-Chloropr...	11.885	157	323300	199.95 ug/L #	83
82) 1,2,4-Trichlorobenzene	12.776	180	1921471	197.83 ug/L	100
83) 1,2,3-Trichlorobenzene	13.267	180	1703495	190.91 ug/L	96
84) Hexachlorobutadiene	12.957	225	1239209	198.40 ug/L	99
85) Naphthalene	13.021	128	3899207	204.95 ug/L	98
86) Cyclohexane	4.557	56	1774218	224.51 ug/L	87

(#) = qualifier out of range (m) = manual integration (+) = signals summed

Quantitation Report (QT Reviewed)

Data File: C:\msdchem\1\DATA\080410\V77265.D
DataAcq Meth:8260RUN.M
Acq On : 4 Aug 2010 4:47 pm
Sample : 200ppb mega Cal
Misc :
ALS Vial : 9 Sample Multiplier: 1

Operator: Bill Brew
Inst : Instrument #1

Quant Time: Aug 05 12:29:11 2010
Quant Method : C:\msdchem\1\METHODS\080410a.M
Quant Title : 8260/624 Analysis
QLast Update : Thu Aug 05 12:23:55 2010
Response via : Initial Calibration
Integrator: RTE

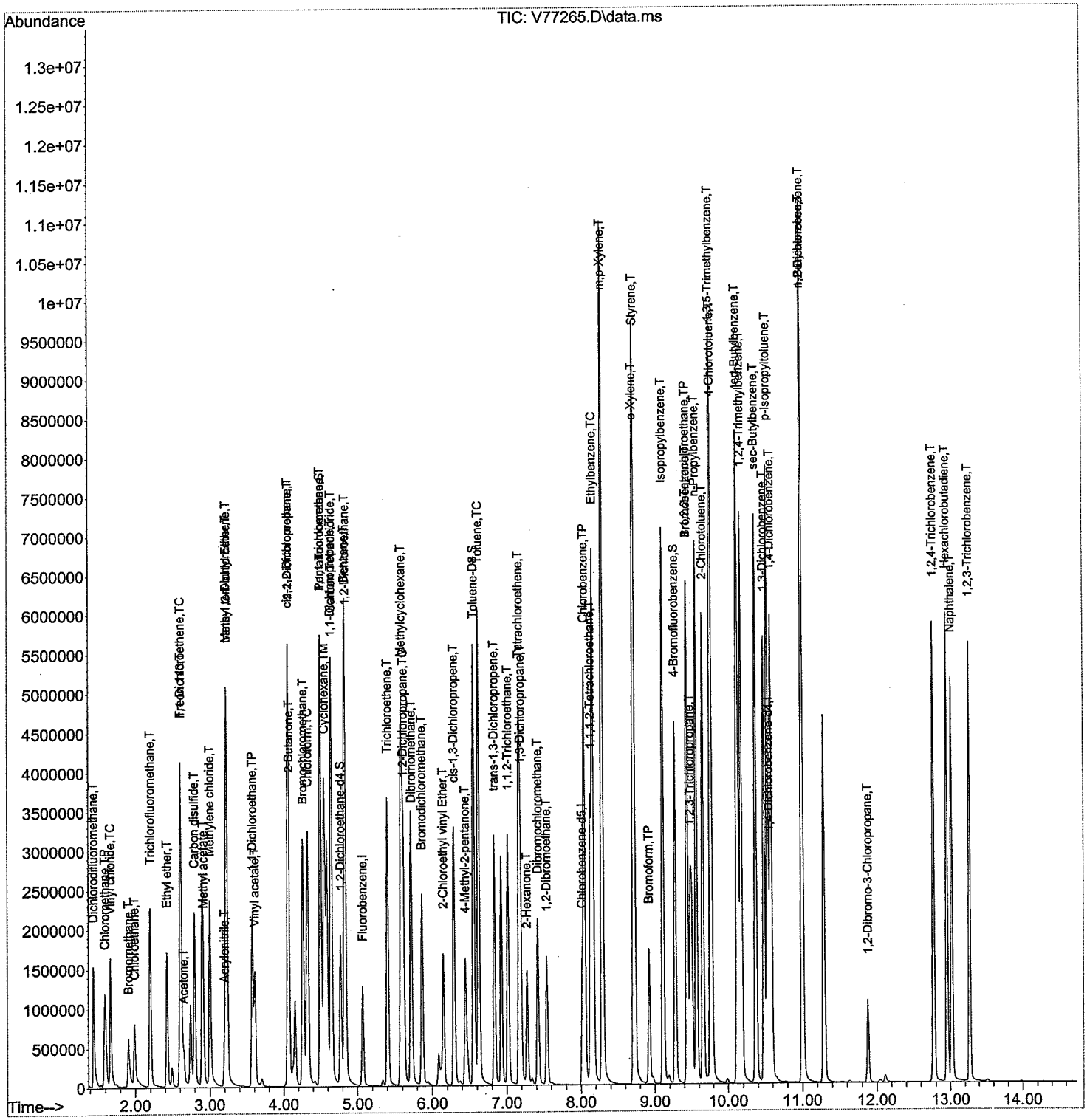

Evaluate Continuing Calibration Report

Data File: C:\msdchem\1\DATA\072610\V77006.D
DataAcq Meth:8260RUN.M
Acq On : 27 Jul 2010 2:32 am
Operator: Bill Brew
Sample : 50ppb mega CC
Inst : Instrument #1
Misc :
ALS Vial : 34 Sample Multiplier: 1

Quant Time: Jul 27 07:28:09 2010
Quant Method : C:\msdchem\1\METHODS\071910.M
Quant Title : 8260/624 Analysis
QLast Update : Mon Jul 19 17:58:22 2010
Response via : Initial Calibration
Integrator: RTE

Min. RRF : 0.000 Min. Rel. Area : 50% Max. R.T. Dev 0.50min
Max. RRF Dev : 20% Max. Rel. Area : 150%

		Compound	AvgRF	CCRF	%Dev	Area%	Dev(min)
1	I	Fluorobenzene	1.000	1.000	0.0	96	0.00
2	T	Dichlorodifluoromethane	0.338	0.306	9.5	84	0.00
3	TP	Chloromethane	0.388	0.385	0.8	91	0.00
4	TC	Vinyl chloride	0.346	0.345	0.3	91	0.00
5	T	Bromomethane	0.168	0.188	-11.9	95	0.02
6	T	Chloroethane	0.192	0.198	-3.1	93	0.01
7	T	Trichlorofluoromethane	0.413	0.386	6.5	86	0.01
8	T	Ethyl ether	0.197	0.211	-7.1	96	0.00
9	T	Freon 113	0.193	0.189	2.1	91	0.00
10	TC	1,1-Dichloroethene	0.319	0.308	3.4	91	0.00
11	T	Acetone	0.251	0.115	54.2#	100	0.00
12	T	Carbon disulfide	0.662	0.652	1.5	89	0.00
13	T	Methyl acetate	0.156	0.180	-15.4	112	0.00
14	T	Methylene chloride	0.393	0.275	30.0#	92	0.00
15	T	Acrylonitrile	0.088	0.089	-1.1	95	0.00
16	UN	tert-Butyl Alcohol	0.000	0.001	0.0	0#	-0.15
17	T	Methyl tert-butyl Ether	0.700	0.730	-4.3	95	0.00
18	T	trans-1,2-Dichloroethene	0.323	0.311	3.7	91	0.00
19	TP	1,1-Dichloroethane	0.482	0.469	2.7	89	0.00
20	T	Vinyl acetate	0.425	0.242	43.1#	51	0.00
21	T	2,2-Dichloropropane	0.419	0.342	18.4	75	0.00
22	T	2-Butanone	0.033	0.032	3.0	82	0.00
23	T	cis-1,2-Dichloroethene	0.307	0.306	0.3	93	0.00
24	T	Bromochloromethane	0.125	0.132	-5.6	104	0.00
25	TC	Chloroform	0.533	0.498	6.6	96	0.00
26	S	Pentafluorobenzene	0.517	0.497	3.9	91	0.00
27	UN	Tetrahydrofuran	0.000	0.000	0.0	0#	-5.04#
28	T	1,1,1-Trichloroethane	0.416	0.367	11.8	82	0.00
29	S	1,2-Dichloroethane-d4	0.302	0.290	4.0	91	0.00
30	T	Carbon Tetrachloride	0.333	0.268	19.5	71	0.00
31	T	Benzene	1.156	1.165	-0.8	94	0.00
32	T	1,2-Dichloroethane	0.336	0.319	5.1	90	0.00
33	T	Trichloroethene	0.283	0.292	-3.2	93	0.00
34	T	Methylcyclohexane	0.514	0.506	1.6	89	0.00
35	UN	Ethyl acetate	0.000	1.372	0.0	0#	0.07
36	TC	1,2-Dichloropropane	0.304	0.298	2.0	90	0.00
37	UN	Isobutyl alcohol	0.000	0.009	0.0	0#	-0.09
38	T	Dibromomethane	0.165	0.169	-2.4	95	0.00
39	T	Bromodichloromethane	0.388	0.364	6.2	82	0.00
40	T	2-Chloroethyl vinyl Ether	0.167	0.184	-10.2	96	0.00
41	UN	Isopropyl acetate	0.000	2.823	0.0	0#	-0.09
42	T	1,1-Dichloropropene	0.382	0.377	1.3	88	0.00
43	T	cis-1,3-Dichloropropene	0.492	0.469	4.7	82	0.00
44	T	4-Methyl-2-pentanone	0.287	0.308	-7.3	101	0.00
45	S	Toluene-D8	1.020	1.005	1.5	92	0.00
46	TC	Toluene	1.268	1.177	7.2	91	0.00
47	T	trans-1,3-Dichloropropene	0.431	0.417	3.2	82	0.00

7/27 [illegible]

Evaluate Continuing Calibration Report

Data File: C:\msdchem\1\DATA\072610\V77006.D
DataAcq Meth:8260RUN.M
Acq On : 27 Jul 2010 2:32 am
Operator: Bill Brew
Sample : 50ppb mega CC
Inst : Instrument #1
Misc :
ALS Vial : 34 Sample Multiplier: 1

Quant Time: Jul 27 07:28:09 2010
Quant Method : C:\msdchem\1\METHODS\071910.M
Quant Title : 8260/624 Analysis
QLast Update : Mon Jul 19 17:58:22 2010
Response via : Initial Calibration
Integrator: RTE

Min. RRF : 0.000 Min. Rel. Area : 50% Max. R.T. Dev 0.50min
Max. RRF Dev : 20% Max. Rel. Area : 150%

		Compound	AvgRF	CCRF	%Dev	Area%	Dev(min)
48	T	1,1,2-Trichloroethane	0.251	0.264	-5.2	96	0.00
49	T	1,3-Dichloropropane	0.415	0.450	-8.4	101	0.00
50	T	Tetrachloroethene	0.342	0.388	-13.5	102	0.00
51	T	2-Hexanone	0.242	0.202	16.5	77	0.00
52	T	Dibromochloromethane	0.246	0.246	0.0	86	0.00
53	T	1,2-Dibromoethane	0.248	0.273	-10.1	97	0.00
54	I	Chlorobenzene-d5	1.000	1.000	0.0	106	0.00
55	TP	Chlorobenzene	0.928	0.924	0.4	98	0.00
56	T	1,1,1,2-Tetrachloroethane	0.318	0.291	8.5	86	0.00
57	TC	Ethylbenzene	1.710	1.584	7.4#	96	0.00
58	T	m,p-Xylene	0.690	0.640	7.2	93	0.00
59	T	o-Xylene	0.736	0.670	9.0	93	0.00
60	T	Styrene	1.132	1.074	5.1	94	0.00
61	TP	Bromoform	0.216	0.189	12.5	82	0.00
62	T	Isopropylbenzene	1.786	1.651	7.6	94	0.00
63	T	1,2,3-Trichloropropane	0.121	0.115	5.0	99	0.00
64	S	4-Bromofluorobenzene	0.568	0.504	11.3	95	0.00
65	T	Bromobenzene	0.427	0.413	3.3	97	0.00
66	TP	1,1,2,2-Tetrachloroethane	0.413	0.420	-1.7	106	0.00
67	T	n-Propylbenzene	1.997	1.840	7.9	93	0.00
68	T	2-Chlorotoluene	0.423	0.388	8.3	93	0.00
69	T	4-Chlorotoluene	0.422	0.379	10.2	92	0.00
70	T	1,3,5-Trimethylbenzene	1.442	1.326	8.0	94	0.00
71	T	tert-Butylbenzene	0.337	0.308	8.6	92	0.00
72	T	1,2,4-Trimethylbenzene	1.532	1.380	9.9	92	0.00
73	T	sec-Butylbenzene	1.994	1.840	7.7	91	0.00
74	T	p-Isopropyltoluene	1.605	1.491	7.1	94	0.00
75	I	1,4-Dichlorobenzene-d4	1.000	1.000	0.0	107	0.00
76	T	1,3-Dichlorobenzene	1.613	1.456	9.7	91	0.00
77	T	1,4-Dichlorobenzene	1.557	1.454	6.6	95	0.00
78	T	n-Butylbenzene	3.028	2.640	12.8	94	0.00
79	T	1,2-Dichlorobenzene	1.478	1.372	7.2	99	0.00
80	UN	Tetraethyllead	0.000	0.000	0.0	0#	-12.52#
81	T	1,2-Dibromo-3-Chloropropane	0.164	0.151	7.9	94	0.00
82	T	1,2,4-Trichlorobenzene	1.220	1.038	14.9	88	0.00
83	T	1,2,3-Trichlorobenzene	1.096	0.954	13.0	91	0.00
84	T	Hexachlorobutadiene	0.757	0.643	15.1	89	0.00
85	T	Naphthalene	2.502	2.210	11.7	96	0.00
86	TM	Cyclohexane	1.046	0.845	19.2	86	0.00

7/27 m

(#) = Out of Range SPCC's out = 0 CCC's out = 1

Quantitation Report (Not Reviewed)

Data File: C:\msdchem\1\DATA\072610\V77006.D
DataAcq Meth:8260RUN.M
Acq On : 27 Jul 2010 2:32 am
Sample : 50ppb mega CC
Misc :
ALS Vial : 34 Sample Multiplier: 1

Operator: Bill Brew
Inst : Instrument #1

Quant Time: Jul 27 07:28:09 2010
Quant Method : C:\msdchem\1\METHODS\071910.M
Quant Title : 8260/624 Analysis
QLast Update : Mon Jul 19 17:58:22 2010
Response via : Initial Calibration
Integrator: RTE

Compound	R.T.	QIon	Response	Conc	Units	Dev(Min)
Internal Standards						
1) Fluorobenzene	5.078	96	1565958	50.00	ug/L	0.00
54) Chlorobenzene-d5	8.018	117	1330274	50.00	ug/L	0.00
75) 1,4-Dichlorobenzene-d4	10.558	152	720525	50.00	ug/L	0.00
System Monitoring Compounds						
26) Pentafluorobenzene	4.501	168	778274	48.09	ug/L	0.00
Spiked Amount 50.000	Range 70 - 123		Recovery = 96.18%			
29) 1,2-Dichloroethane-d4	4.773	65	454467	47.98	ug/L	0.00
Spiked Amount 50.000	Range 71 - 106		Recovery = 95.96%			
45) Toluene-D8	6.561	98	1573752	49.24	ug/L	0.00
Spiked Amount 50.000	Range 70 - 113		Recovery = 98.48%			
64) 4-Bromofluorobenzene	9.278	95	670074	44.32	ug/L	0.00
Spiked Amount 50.000	Range 67 - 107		Recovery = 88.64%			
Target Compounds						Qvalue
2) Dichlorodifluoromethane	1.443	85	479778	45.29	ug/L	99
3) Chloromethane	1.598	50	603037	49.58	ug/L	98
4) Vinyl chloride	1.673	62	539508	49.84	ug/L	100
5) Bromomethane	1.924	94	294351	49.67	ug/L	99
6) Chloroethane	2.004	64	310521	51.72	ug/L	98
7) Trichlorofluoromethane	2.206	101	604528	46.68	ug/L	98
8) Ethyl ether	2.425	59	330567	53.69	ug/L	100
9) Freon 113	2.612	101	296117	49.02	ug/L	97
10) 1,1-Dichloroethene	2.617	61	481571	48.18	ug/L	86
11) Acetone	2.649	43	180568	52.19	ug/L	99
12) Carbon disulfide	2.804	76	1021521	49.25	ug/L	100
13) Methyl acetate	2.911	43	281563	57.63	ug/L	93
14) Methylene chloride	3.002	84	430914	48.90	ug/L	89
15) Acrylonitrile	3.194	53	140133	50.73	ug/L	98
17) Methyl tert-butyl Ether	3.226	73	1143629	52.16	ug/L	94
18) trans-1,2-Dichloroethene	3.226	61	487388	48.12	ug/L	84
19) 1,1-Dichloroethane	3.578	63	734364	48.61	ug/L	98
20) Vinyl acetate	3.610	43	378762	28.47	ug/L	91
21) 2,2-Dichloropropane	4.069	77	534975	40.73	ug/L	93
22) 2-Butanone	4.069	72	49962	48.88	ug/L #	67
23) cis-1,2-Dichloroethene	4.064	96	479222	49.82	ug/L #	85
24) Bromochloromethane	4.272	128	206580	52.79	ug/L #	66
25) Chloroform	4.330	83	779524	52.85	ug/L	97
28) 1,1,1-Trichloroethane	4.507	97	574545	44.07	ug/L	98
30) Carbon Tetrachloride	4.651	117	419105	40.13	ug/L	98
31) Benzene	4.832	78	1824815	50.39	ug/L	97
32) 1,2-Dichloroethane	4.843	62	499308	47.50	ug/L	99
33) Trichloroethene	5.408	130	457127	51.60	ug/L #	85
34) Methylcyclohexane	5.590	83	791837	49.15	ug/L	90
36) 1,2-Dichloropropane	5.617	63	467053	49.04	ug/L	97
38) Dibromomethane	5.723	93	264253	51.00	ug/L #	68
39) Bromodichloromethane	5.867	83	569644	46.86	ug/L	98
40) 2-Chloroethyl vinyl Ether	6.150	63	288570	55.14	ug/L	91
42) 1,1-Dichloropropene	4.645	75	590129	49.28	ug/L	92
43) cis-1,3-Dichloropropene	6.294	75	733920	47.63	ug/L	94

7/27 AM

Quantitation Report (Not Reviewed)

Data File: C:\msdchem\1\DATA\072610\V77006.D
DataAcq Meth:8260RUN.M
Acq On : 27 Jul 2010 2:32 am
Sample : 50ppb mega CC
Misc :
ALS Vial : 34 Sample Multiplier: 1

Operator: Bill Brew
Inst : Instrument #1

Quant Time: Jul 27 07:28:09 2010
Quant Method : C:\msdchem\1\METHODS\071910.M
Quant Title : 8260/624 Analysis
QLast Update : Mon Jul 19 17:58:22 2010
Response via : Initial Calibration
Integrator: RTE

Compound	R.T.	QIon	Response	Conc Units	Dev(Min)
44) 4-Methyl-2-pentanone	6.444	43	481726	53.55 ug/L	93
46) Toluene	6.625	91	1843126	47.74 ug/L	98
47) trans-1,3-Dichloropropene	6.833	75	653015	48.32 ug/L	95
48) 1,1,2-Trichloroethane	7.020	97	414099	52.76 ug/L	95
49) 1,3-Dichloropropane	7.191	76	705415	54.22 ug/L	100
50) Tetrachloroethene	7.170	166	607156	56.62 ug/L	94
51) 2-Hexanone	7.276	43	316728	41.85 ug/L	95
52) Dibromochloromethane	7.420	129	385333	50.07 ug/L	99
53) 1,2-Dibromoethane	7.538	107	427602	55.08 ug/L	100
55) Chlorobenzene	8.050	112	1229657	49.78 ug/L	87
56) 1,1,1,2-Tetrachloroethane	8.136	131	387758	45.78 ug/L	95
57) Ethylbenzene	8.168	91	2106731	46.37 ug/L	95
58) m,p-Xylene	8.290	106	1703545	92.80 ug/L	93
59) o-Xylene	8.712	106	890951	45.52 ug/L	91
60) Styrene	8.728	104	1429155	47.41 ug/L	95
61) Bromoform	8.925	173	251801	37.73 ug/L	98
62) Isopropylbenzene	9.112	105	2195740	46.22 ug/L	95
63) 1,2,3-Trichloropropane	9.486	110	152939	47.38 ug/L #	67
65) Bromobenzene	9.443	156	549356	48.32 ug/L #	65
66) 1,1,2,2-Tetrachloroethane	9.438	83	558844	50.89 ug/L	96
67) n-Propylbenzene	9.566	91	2447944	46.06 ug/L	90
68) 2-Chlorotoluene	9.657	126	516414	45.93 ug/L #	64
69) 4-Chlorotoluene	9.774	126	504461	44.97 ug/L #	55
70) 1,3,5-Trimethylbenzene	9.763	105	1763561	45.96 ug/L	93
71) tert-Butylbenzene	10.126	134	409907	45.72 ug/L #	73
72) 1,2,4-Trimethylbenzene	10.180	105	1835822	45.05 ug/L	94
73) sec-Butylbenzene	10.372	105	2447196	46.14 ug/L	90
74) p-Isopropyltoluene	10.537	119	1983831	46.44 ug/L	93
76) 1,3-Dichlorobenzene	10.484	146	1049078	45.14 ug/L	95
77) 1,4-Dichlorobenzene	10.585	146	1047368	46.67 ug/L	98
78) n-Butylbenzene	10.996	91	1901944	45.13 ug/L	93
79) 1,2-Dichlorobenzene	11.001	146	988815	46.41 ug/L	99
81) 1,2-Dibromo-3-Chloropr...	11.882	157	108712	45.92 ug/L #	80
82) 1,2,4-Trichlorobenzene	12.768	180	748140	42.54 ug/L	98
83) 1,2,3-Trichlorobenzene	13.264	180	687472	43.52 ug/L	96
84) Hexachlorobutadiene	12.955	225	463651	42.53 ug/L	99
85) Naphthalene	13.019	128	1592069	44.16 ug/L	100
86) Cyclohexane	4.555	56	608886	40.40 ug/L	89

(#) = qualifier out of range (m) = manual integration (+) = signals summed

Quantitation Report (Not Reviewed)

Data File: C:\msdchem\1\DATA\072610\V77006.D
DataAcq Meth:8260RUN.M
Acq On : 27 Jul 2010 2:32 am
Sample : 50ppb mega CC
Misc :
ALS Vial : 34 Sample Multiplier: 1

Operator: Bill Brew
Inst : Instrument #1

Quant Time: Jul 27 07:28:09 2010
Quant Method : C:\msdchem\1\METHODS\071910.M
Quant Title : 8260/624 Analysis
QLast Update : Mon Jul 19 17:58:22 2010
Response via : Initial Calibration
Integrator: RTE

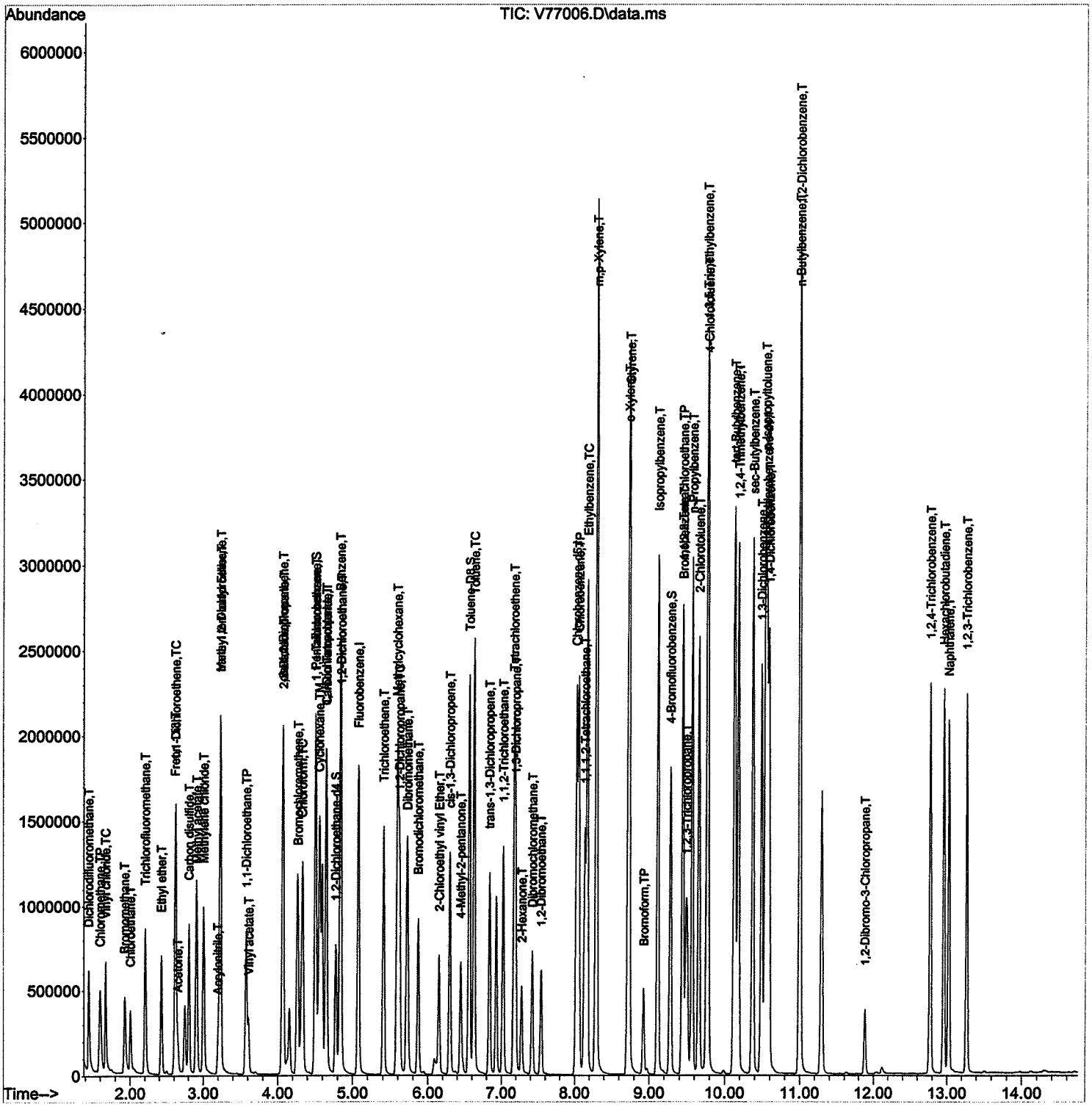

Evaluate Continuing Calibration Report

Data File: C:\msdchem\1\DATA\072810\V77077.D
DataAcq Meth:8260RUN.M
Acq On : 28 Jul 2010 12:06 pm
Sample : 50ppb mega CC
Misc :
ALS Vial : 48 Sample Multiplier: 1

Operator: M.Miller
Inst : Instrument #1

Quant Time: Jul 28 12:22:10 2010
Quant Method : C:\msdchem\1\METHODS\071910.M
Quant Title : 8260/624 Analysis
QLast Update : Wed Jul 28 11:45:14 2010
Response via : Initial Calibration
Integrator: RTE

Min. RRF : 0.000 Min. Rel. Area : 50% Max. R.T. Dev 0.50min
Max. RRF Dev : 20% Max. Rel. Area : 150%

		Compound	AvgRF	CCRF	%Dev	Area%	Dev(min)
1	I	Fluorobenzene	1.000	1.000	0.0	97	0.00
2	T	Dichlorodifluoromethane	0.338	0.315	6.8	88	0.00
3	TP	Chloromethane	0.388	0.386	0.5	92	0.00
4	TC	Vinyl chloride	0.346	0.342	1.2	91	0.00
5	T	Bromomethane	0.168	0.211	-25.6#	107	0.00
6	T	Chloroethane	0.192	0.199	-3.6	94	0.00
7	T	Trichlorofluoromethane	0.413	0.412	0.2	93	0.00
8	T	Ethyl ether	0.197	0.190	3.6	88	0.00
9	T	Freon 113	0.193	0.203	-5.2	99	0.00
10	TC	1,1-Dichloroethene	0.319	0.325	-1.9	97	0.00
11	T	Acetone	0.251	0.099	60.6#	87	0.00
12	T	Carbon disulfide	0.662	0.675	-2.0	93	0.00
13	T	Methyl acetate	0.156	0.139	10.9	88	0.00
14	T	Methylene chloride	0.393	0.280	28.8#	94	0.00
15	T	Acrylonitrile	0.088	0.083	5.7	89	0.00
16	UN	tert-Butyl Alcohol	0.000	0.001	0.0	0#	-0.16
17	T	Methyl tert-butyl Ether	0.700	0.685	2.1	90	0.00
18	T	trans-1,2-Dichloroethene	0.323	0.333	-3.1	98	0.00
19	TP	1,1-Dichloroethane	0.482	0.499	-3.5	95	0.00
20	T	Vinyl acetate	0.425	0.415	2.4	88	0.00
21	T	2,2-Dichloropropane	0.419	0.390	6.9	87	0.00
22	T	2-Butanone	0.033	0.034	-3.0	87	0.00
23	T	cis-1,2-Dichloroethene	0.307	0.322	-4.9	98	0.00
24	T	Bromochloromethane	0.125	0.129	-3.2	103	0.00
25	TC	Chloroform	0.533	0.499	6.4	97	0.00
26	S	Pentafluorobenzene	0.517	0.527	-1.9	97	0.00
27	UN	Tetrahydrofuran	0.000	0.000	0.0	0#	-5.04#
28	T	1,1,1-Trichloroethane	0.416	0.393	5.5	88	0.00
29	S	1,2-Dichloroethane-d4	0.302	0.285	5.6	90	0.00
30	T	Carbon Tetrachloride	0.333	0.300	9.9	81	0.00
31	T	Benzene	1.156	1.194	-3.3	97	0.00
32	T	1,2-Dichloroethane	0.336	0.324	3.6	92	0.00
33	T	Trichloroethene	0.283	0.301	-6.4	96	0.00
34	T	Methylcyclohexane	0.514	0.545	-6.0	97	0.00
35	UN	Ethyl acetate	0.000	1.466	0.0	0#	0.07
36	TC	1,2-Dichloropropane	0.304	0.304	0.0	93	0.00
37	UN	Isobutyl alcohol	0.000	0.010	0.0	0#	-0.09
38	T	Dibromomethane	0.165	0.165	0.0	94	0.00
39	T	Bromodichloromethane	0.388	0.367	5.4	83	0.00
40	T	2-Chloroethyl vinyl Ether	0.167	0.167	0.0	87	0.00
41	UN	Isopropyl acetate	0.000	2.889	0.0	0#	-0.10
42	T	1,1-Dichloropropene	0.382	0.401	-5.0	94	0.00
43	T	cis-1,3-Dichloropropene	0.492	0.489	0.6	87	0.00
44	T	4-Methyl-2-pentanone	0.287	0.287	0.0	95	0.00
45	S	Toluene-D8	1.020	1.033	-1.3	96	0.00
46	TC	Toluene	1.268	1.205	5.0	94	0.00
47	T	trans-1,3-Dichloropropene	0.431	0.410	4.9	82	0.00

7/28 AM

Evaluate Continuing Calibration Report

Data File: C:\msdchem\1\DATA\072810\V77077.D
DataAcq Meth:8260RUN.M
Acq On : 28 Jul 2010 12:06 pm
Sample : 50ppb mega CC
Misc :
ALS Vial : 48 Sample Multiplier: 1

Operator: M.Miller
Inst : Instrument #1

Quant Time: Jul 28 12:22:10 2010
Quant Method : C:\msdchem\1\METHODS\071910.M
Quant Title : 8260/624 Analysis
QLast Update : Wed Jul 28 11:45:14 2010
Response via : Initial Calibration
Integrator: RTE

Min. RRF : 0.000 Min. Rel. Area : 50% Max. R.T. Dev 0.50min
Max. RRF Dev : 20% Max. Rel. Area : 150%

		Compound	AvgRF	CCRF	%Dev	Area%	Dev(min)
48	T	1,1,2-Trichloroethane	0.251	0.248	1.2	91	0.00
49	T	1,3-Dichloropropane	0.415	0.426	-2.7	96	0.00
50	T	Tetrachloroethene	0.342	0.334	2.3	89	0.00
51	T	2-Hexanone	0.242	0.214	11.6	82	0.00
52	T	Dibromochloromethane	0.246	0.243	1.2	86	0.00
53	T	1,2-Dibromoethane	0.248	0.253	-2.0	91	0.00
54	I	Chlorobenzene-d5	1.000	1.000	0.0	100	0.00
55	TP	Chlorobenzene	0.928	0.973	-4.8	97	0.00
56	T	1,1,1,2-Tetrachloroethane	0.318	0.315	0.9	88	0.00
57	TC	Ethylbenzene	1.710	1.699	0.6#	97	0.00
58	T	m,p-Xylene	0.690	0.688	0.3	94	0.00
59	T	o-Xylene	0.736	0.703	4.5	92	0.00
60	T	Styrene	1.132	1.123	0.8	92	0.00
61	TP	Bromoform	0.216	0.199	7.9	81	0.00
62	T	Isopropylbenzene	1.786	1.763	1.3	94	0.00
63	T	1,2,3-Trichloropropane	0.121	0.112	7.4	91	0.00
64	S	4-Bromofluorobenzene	0.568	0.515	9.3	91	0.00
65	T	Bromobenzene	0.427	0.423	0.9	93	0.00
66	TP	1,1,2,2-Tetrachloroethane	0.413	0.400	3.1	95	0.00
67	T	n-Propylbenzene	1.997	2.021	-1.2	96	0.00
68	T	2-Chlorotoluene	0.423	0.417	1.4	94	0.00
69	T	4-Chlorotoluene	0.422	0.419	0.7	95	0.00
70	T	1,3,5-Trimethylbenzene	1.442	1.424	1.2	96	0.00
71	T	tert-Butylbenzene	0.337	0.343	-1.8	97	0.00
72	T	1,2,4-Trimethylbenzene	1.532	1.455	5.0	91	0.00
73	T	sec-Butylbenzene	1.994	1.978	0.8	92	0.00
74	T	p-Isopropyltoluene	1.605	1.581	1.5	94	0.00
75	I	1,4-Dichlorobenzene-d4	1.000	1.000	0.0	97	0.00
76	T	1,3-Dichlorobenzene	1.613	1.617	-0.2	92	0.00
77	T	1,4-Dichlorobenzene	1.557	1.585	-1.8	93	0.00
78	T	n-Butylbenzene	3.028	3.037	-0.3	97	0.00
79	T	1,2-Dichlorobenzene	1.478	1.432	3.1	93	0.00
80	UN	Tetraethyllead	0.000	0.000	0.0	0#	-12.52#
81	T	1,2-Dibromo-3-Chloropropane	0.164	0.138	15.9	78	0.00
82	T	1,2,4-Trichlorobenzene	1.220	1.112	8.9	85	0.00
83	T	1,2,3-Trichlorobenzene	1.096	0.957	12.7	83	0.00
84	T	Hexachlorobutadiene	0.757	0.702	7.3	88	0.00
85	T	Naphthalene	2.502	2.041	18.4	80	0.00
86	TM	Cyclohexane	1.046	1.066	-1.9	99	0.00

(#) = Out of Range SPCC's out = 0 CCC's out = 1

Quantitation Report (QT Reviewed)

Data File: C:\msdchem\1\DATA\072810\V77077.D
DataAcq Meth:8260RUN.M
Acq On : 28 Jul 2010 12:06 pm
Sample : 50ppb mega CC
Misc :
ALS Vial : 48 Sample Multiplier: 1

Operator: M.Miller
Inst : Instrument #1

Quant Time: Jul 28 12:22:10 2010
Quant Method : C:\msdchem\1\METHODS\071910.M
Quant Title : 8260/624 Analysis
QLast Update : Wed Jul 28 11:45:14 2010
Response via : Initial Calibration
Integrator: RTE

Compound	R.T.	QIon	Response	Conc	Units	Dev(Min)
Internal Standards						
1) Fluorobenzene	5.070	96	1581423	50.00	ug/L	0.00
54) Chlorobenzene-d5	8.021	117	1252192	50.00	ug/L	0.00
75) 1,4-Dichlorobenzene-d4	10.562	152	650766	50.00	ug/L	0.00
System Monitoring Compounds						
26) Pentafluorobenzene	4.499	168	833957	51.02	ug/L	0.00
Spiked Amount 50.000	Range 70 - 123		Recovery = 102.04%			
29) 1,2-Dichloroethane-d4	4.771	65	450106	47.05	ug/L	0.00
Spiked Amount 50.000	Range 71 - 106		Recovery = 94.10%			
45) Toluene-D8	6.559	98	1633225	50.60	ug/L	0.00
Spiked Amount 50.000	Range 70 - 113		Recovery = 101.20%			
64) 4-Bromofluorobenzene	9.275	95	645006	45.33	ug/L	0.00
Spiked Amount 50.000	Range 67 - 107		Recovery = 90.66%			
Target Compounds						Qvalue
2) Dichlorodifluoromethane	1.441	85	498770	46.63	ug/L	99
3) Chloromethane	1.585	50	611076	49.75	ug/L	97
4) Vinyl chloride	1.665	62	540553	49.45	ug/L	100
5) Bromomethane	1.916	94	333467	56.67	ug/L	97
6) Chloroethane	1.996	64	313980	51.79	ug/L	98
7) Trichlorofluoromethane	2.199	101	651198	49.79	ug/L	98
8) Ethyl ether	2.418	59	301252	48.45	ug/L	100
9) Freon 113	2.610	101	320723	52.58	ug/L	95
10) 1,1-Dichloroethene	2.610	61	514387	50.96	ug/L	87
11) Acetone	2.642	43	157010	43.60	ug/L	100
12) Carbon disulfide	2.797	76	1068129	50.99	ug/L	99
13) Methyl acetate	2.909	43	220396	44.67	ug/L	92
14) Methylene chloride	2.999	84	442288	49.80	ug/L #	85
15) Acrylonitrile	3.191	53	131243	47.05	ug/L	98
17) Methyl tert-butyl Ether	3.224	73	1083188	48.92	ug/L	94
18) trans-1,2-Dichloroethene	3.224	61	526997	51.53	ug/L	83
19) 1,1-Dichloroethane	3.570	63	788984	51.72	ug/L	98
20) Vinyl acetate	3.602	43	656898	48.89	ug/L	92
21) 2,2-Dichloropropane	4.067	77	616291	46.46	ug/L	94
22) 2-Butanone	4.067	72	53002	51.35	ug/L #	64
23) cis-1,2-Dichloroethene	4.061	96	508592	52.35	ug/L #	84
24) Bromochloromethane	4.270	128	203709	51.55	ug/L #	65
25) Chloroform	4.328	83	789073	52.98	ug/L	99
28) 1,1,1-Trichloroethane	4.499	97	621732	47.22	ug/L	97
30) Carbon Tetrachloride	4.648	117	474138	44.95	ug/L	99
31) Benzene	4.830	78	1888198	51.63	ug/L	95
32) 1,2-Dichloroethane	4.841	62	512513	48.28	ug/L	99
33) Trichloroethene	5.406	130	475493	53.15	ug/L #	84
34) Methylcyclohexane	5.588	83	861378	52.95	ug/L	89
36) 1,2-Dichloropropane	5.614	63	481069	50.02	ug/L	96
38) Dibromomethane	5.721	93	260266	49.73	ug/L #	68
39) Bromodichloromethane	5.865	83	581167	47.34	ug/L	99
40) 2-Chloroethyl vinyl Ether	6.148	63	263357	49.83	ug/L	90
42) 1,1-Dichloropropene	4.643	75	633979	52.42	ug/L	91
43) cis-1,3-Dichloropropene	6.292	75	773089	49.68	ug/L	93

7/28 MS

Quantitation Report (QT Reviewed)

Data File: C:\msdchem\1\DATA\072810\V77077.D
DataAcq Meth:8260RUN.M
Acq On : 28 Jul 2010 12:06 pm
Sample : 50ppb mega CC
Misc :
ALS Vial : 48 Sample Multiplier: 1

Operator: M.Miller
Inst : Instrument #1

Quant Time: Jul 28 12:22:10 2010
Quant Method : C:\msdchem\1\METHODS\071910.M
Quant Title : 8260/624 Analysis
QLast Update : Wed Jul 28 11:45:14 2010
Response via : Initial Calibration
Integrator: RTE

	Compound	R.T.	QIon	Response	Conc	Units		Dev(Min)
44)	4-Methyl-2-pentanone	6.442	43	454121	49.98	ug/L		94
46)	Toluene	6.623	91	1906287	47.52	ug/L		99
47)	trans-1,3-Dichloropropene	6.831	75	648789	47.54	ug/L		93
48)	1,1,2-Trichloroethane	7.018	97	391828	49.43	ug/L		93
49)	1,3-Dichloropropane	7.189	76	673808	51.28	ug/L		99
50)	Tetrachloroethene	7.167	166	528610	48.81	ug/L		94
51)	2-Hexanone	7.274	43	338587	44.30	ug/L		92
52)	Dibromochloromethane	7.418	129	383606	49.36	ug/L		99
53)	1,2-Dibromoethane	7.541	107	400591	51.10	ug/L		99
55)	Chlorobenzene	8.048	112	1218853	52.42	ug/L		86
56)	1,1,1,2-Tetrachloroethane	8.133	131	394316	49.45	ug/L		95
57)	Ethylbenzene	8.165	91	2126911	50.06	ug/L		95
58)	m,p-Xylene	8.288	106	1723269	99.68	ug/L		91
59)	o-Xylene	8.715	106	880484	47.79	ug/L		90
60)	Styrene	8.726	104	1406153	49.77	ug/L		95
61)	Bromoform	8.923	173	248771	39.61	ug/L		97
62)	Isopropylbenzene	9.115	105	2207361	49.36	ug/L		95
63)	1,2,3-Trichloropropane	9.484	110	140699	46.30	ug/L	#	65
65)	Bromobenzene	9.441	156	529279	49.46	ug/L	#	66
66)	1,1,2,2-Tetrachloroethane	9.441	83	501043	48.47	ug/L		97
67)	n-Propylbenzene	9.564	91	2530069	50.58	ug/L		90
68)	2-Chlorotoluene	9.660	126	521576	49.28	ug/L	#	65
69)	4-Chlorotoluene	9.777	126	524064	49.63	ug/L	#	58
70)	1,3,5-Trimethylbenzene	9.761	105	1783349	49.37	ug/L		93
71)	tert-Butylbenzene	10.124	134	430086	50.96	ug/L	#	75
72)	1,2,4-Trimethylbenzene	10.177	105	1822187	47.50	ug/L		94
73)	sec-Butylbenzene	10.369	105	2476450	49.60	ug/L		89
74)	p-Isopropyltoluene	10.535	119	1979724	49.24	ug/L		93
76)	1,3-Dichlorobenzene	10.487	146	1052166	50.12	ug/L		95
77)	1,4-Dichlorobenzene	10.588	146	1031747	50.90	ug/L		98
78)	n-Butylbenzene	10.994	91	1976069	52.48	ug/L		93
79)	1,2-Dichlorobenzene	11.005	146	932070	48.44	ug/L		99
81)	1,2-Dibromo-3-Chloropr...	11.885	157	89537	41.87	ug/L	#	79
82)	1,2,4-Trichlorobenzene	12.771	180	723739	45.56	ug/L		98
83)	1,2,3-Trichlorobenzene	13.267	180	623080	43.67	ug/L		97
84)	Hexachlorobutadiene	12.952	225	456827	46.39	ug/L		99
85)	Naphthalene	13.022	128	1328137	40.79	ug/L		99
86)	Cyclohexane	4.552	56	693959	50.97	ug/L		87

(#) = qualifier out of range (m) = manual integration (+) = signals summed

Data File: C:\msdchem\1\DATA\072810\V77077.D
DátaAcq Meth:8260RUN.M
Acq On : 28 Jul 2010 12:06 pm
Sample : 50ppb mega CC
Misc :
ALS Vial : 48 Sample Multiplier: 1

Operator: M.Miller
Inst : Instrument #1

Quant Time: Jul 28 12:22:10 2010
Quant Method : C:\msdchem\1\METHODS\071910.M
Quant Title : 8260/624 Analysis
QLast Update : Wed Jul 28 11:45:14 2010
Response via : Initial Calibration
Integrator: RTE

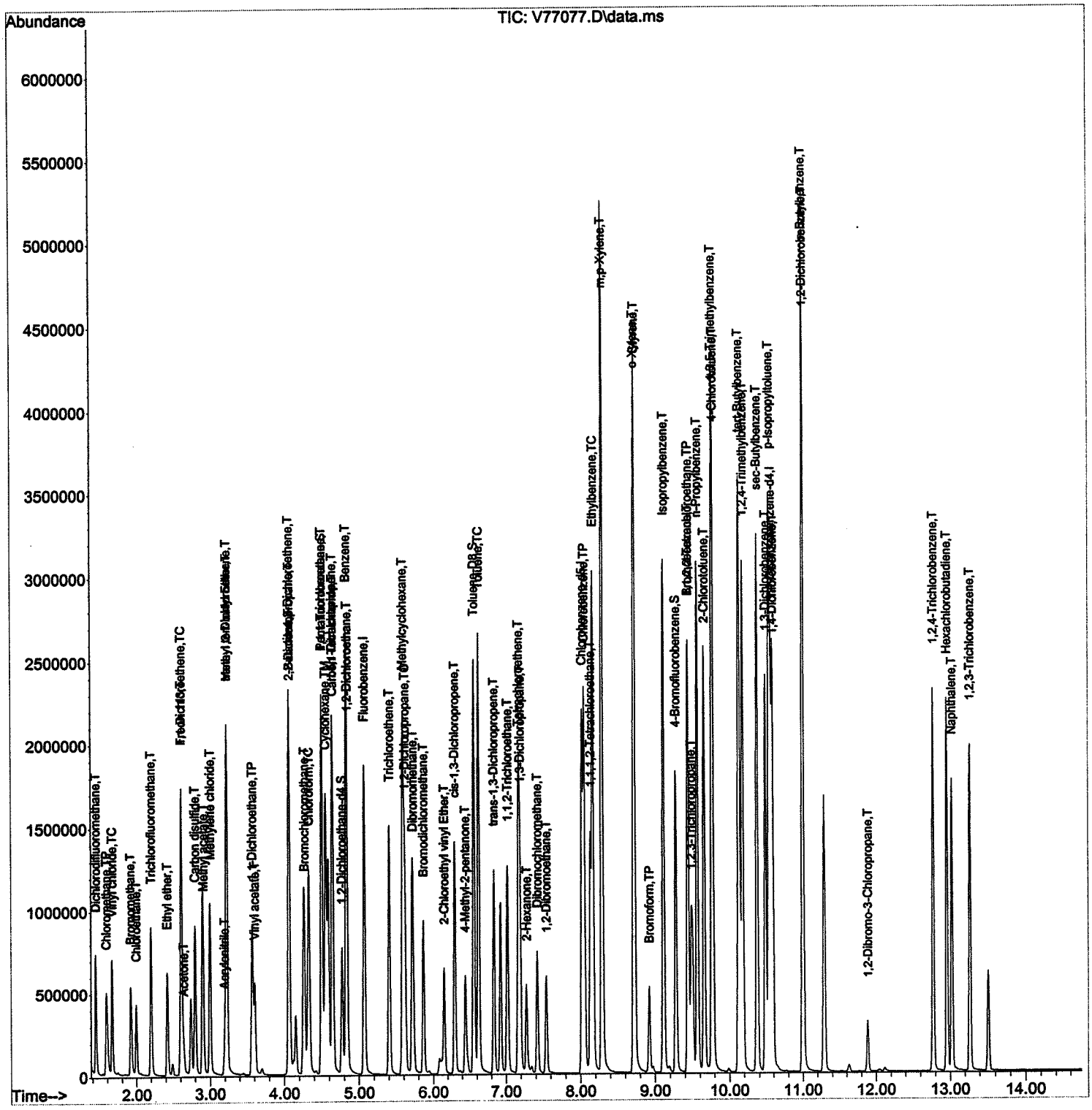

Evaluate Continuing Calibration Report

Data File: C:\msdchem\1\DATA\072810\V77106.D
DataAcq Meth:8260RUN.M
Acq On : 28 Jul 2010 11:44 pm
Sample : 50ppb mega CC
Misc :
ALS Vial : 3 Sample Multiplier: 1

Operator: Bill Brew
Inst : Instrument #1

Quant Time: Jul 29 07:23:35 2010
Quant Method : C:\msdchem\1\METHODS\071910.M
Quant Title : 8260/624 Analysis
QLast Update : Wed Jul 28 18:28:04 2010
Response via : Initial Calibration
Integrator: RTE

Min. RRF : 0.000 Min. Rel. Area : 50% Max. R.T. Dev 0.50min
Max. RRF Dev : 20% Max. Rel. Area : 150%

		Compound	AvgRF	CCRF	%Dev	Area%	Dev(min)
1	I	Fluorobenzene	1.000	1.000	0.0	95	0.00
2	T	Dichlorodifluoromethane	0.338	0.296	12.4	80	0.00
3	TP	Chloromethane	0.388	0.367	5.4	86	0.00
4	TC	Vinyl chloride	0.346	0.331	4.3	86	0.00
5	T	Bromomethane	0.168	0.188	-11.9	93	0.02
6	T	Chloroethane	0.192	0.192	0.0	89	0.00
7	T	Trichlorofluoromethane	0.413	0.387	6.3	85	0.00
8	T	Ethyl ether	0.197	0.200	-1.5	90	0.00
9	T	Freon 113	0.193	0.184	4.7	88	0.00
10	TC	1,1-Dichloroethene	0.319	0.294	7.8	86	0.00
11	T	Acetone	0.251	0.092	63.3#	79	0.01
12	T	Carbon disulfide	0.662	0.623	5.9	84	0.00
13	T	Methyl acetate	0.156	0.155	0.6	96	0.00
14	T	Methylene chloride	0.393	0.273	30.5#	90	0.00
15	T	Acrylonitrile	0.088	0.088	0.0	92	0.00
16	UN	tert-Butyl Alcohol	0.000	0.001	0.0	0#	-0.15
17	T	Methyl tert-butyl Ether	0.700	0.713	-1.9	91	0.00
18	T	trans-1,2-Dichloroethene	0.323	0.310	4.0	90	0.00
19	TP	1,1-Dichloroethane	0.482	0.460	4.6	86	0.00
20	T	Vinyl acetate	0.425	0.375	11.8	78	0.00
21	T	2,2-Dichloropropane	0.419	0.346	17.4	75	0.00
22	T	2-Butanone	0.033	0.036	-9.1	92	0.01
23	T	cis-1,2-Dichloroethene	0.307	0.346	-12.7	104	0.00
24	T	Bromochloromethane	0.125	0.135	-8.0	105	0.00
25	TC	Chloroform	0.533	0.494	7.3	94	0.00
26	S	Pentafluorobenzene	0.517	0.518	-0.2	93	0.00
27	UN	Tetrahydrofuran	0.000	0.000	0.0	0#	-5.04#
28	T	1,1,1-Trichloroethane	0.416	0.370	11.1	82	0.00
29	S	1,2-Dichloroethane-d4	0.302	0.285	5.6	89	0.00
30	T	Carbon Tetrachloride	0.333	0.271	18.6	71	0.00
31	T	Benzene	1.156	1.197	-3.5	95	0.00
32	T	1,2-Dichloroethane	0.336	0.325	3.3	90	0.00
33	T	Trichloroethene	0.283	0.292	-3.2	92	0.00
34	T	Methylcyclohexane	0.514	0.514	0.0	90	0.00
35	UN	Ethyl acetate	0.000	1.368	0.0	0#	0.07
36	TC	1,2-Dichloropropane	0.304	0.308	-1.3	92	0.00
37	UN	Isobutyl alcohol	0.000	0.013	0.0	0#	0.21
38	T	Dibromomethane	0.165	0.169	-2.4	94	0.00
39	T	Bromodichloromethane	0.388	0.366	5.7	81	0.00
40	T	2-Chloroethyl vinyl Ether	0.167	0.187	-12.0	96	0.00
41	UN	Isopropyl acetate	0.000	2.834	0.0	0#	-0.10
42	T	1,1-Dichloropropene	0.382	0.387	-1.3	89	0.00
43	T	cis-1,3-Dichloropropene	0.492	0.472	4.1	82	0.00
44	T	4-Methyl-2-pentanone	0.287	0.317	-10.5	103	0.00
45	S	Toluene-D8	1.020	1.034	-1.4	94	0.00
46	TC	Toluene	1.268	1.205	5.0	92	0.00
47	T	trans-1,3-Dichloropropene	0.431	0.401	7.0	78	0.00

7/29 m

Evaluate Continuing Calibration Report

Data File: C:\msdchem\1\DATA\072810\V77106.D
DataAcq Meth:8260RUN.M
Acq On : 28 Jul 2010 11:44 pm
Sample : 50ppb mega CC
Misc :
ALS Vial : 3 Sample Multiplier: 1

Operator: Bill Brew
Inst : Instrument #1

Quant Time: Jul 29 07:23:35 2010
Quant Method : C:\msdchem\1\METHODS\071910.M
Quant Title : 8260/624 Analysis
QLast Update : Wed Jul 28 18:28:04 2010
Response via : Initial Calibration
Integrator: RTE

Min. RRF : 0.000 Min. Rel. Area : 50% Max. R.T. Dev 0.50min
Max. RRF Dev : 20% Max. Rel. Area : 150%

		Compound	AvgRF	CCRF	%Dev	Area%	Dev(min)
48	T	1,1,2-Trichloroethane	0.251	0.272	-8.4	98	0.00
49	T	1,3-Dichloropropane	0.415	0.451	-8.7	100	0.00
50	T	Tetrachloroethene	0.342	0.383	-12.0	100	0.00
51	T	2-Hexanone	0.242	0.207	14.5	77	0.00
52	T	Dibromochloromethane	0.246	0.249	-1.2	86	0.00
53	T	1,2-Dibromoethane	0.248	0.273	-10.1	96	0.00
54	I	Chlorobenzene-d5	1.000	1.000	0.0	101	0.00
55	TP	Chlorobenzene	0.928	0.948	-2.2	96	0.00
56	T	1,1,1,2-Tetrachloroethane	0.318	0.303	4.7	85	0.00
57	TC	Ethylbenzene	1.710	1.666	2.6#	96	0.00
58	T	m,p-Xylene	0.690	0.661	4.2	91	0.00
59	T	o-Xylene	0.736	0.676	8.2	89	0.00
60	T	Styrene	1.132	1.106	2.3	91	0.00
61	TP	Bromoform	0.216	0.200	7.4	82	0.00
62	T	Isopropylbenzene	1.786	1.679	6.0	91	0.00
63	T	1,2,3-Trichloropropane	0.121	0.123	-1.7	101	0.00
64	S	4-Bromofluorobenzene	0.568	0.513	9.7	92	0.00
65	T	Bromobenzene	0.427	0.427	0.0	95	0.00
66	TP	1,1,2,2-Tetrachloroethane	0.413	0.439	-6.3	105	0.00
67	T	n-Propylbenzene	1.997	1.950	2.4	94	0.00
68	T	2-Chlorotoluene	0.423	0.407	3.8	92	0.00
69	T	4-Chlorotoluene	0.422	0.401	5.0	92	0.00
70	T	1,3,5-Trimethylbenzene	1.442	1.385	4.0	94	0.00
71	T	tert-Butylbenzene	0.337	0.325	3.6	92	0.00
72	T	1,2,4-Trimethylbenzene	1.532	1.410	8.0	90	0.00
73	T	sec-Butylbenzene	1.994	1.891	5.2	88	0.00
74	T	p-Isopropyltoluene	1.605	1.522	5.2	91	0.00
75	I	1,4-Dichlorobenzene-d4	1.000	1.000	0.0	101	0.00
76	T	1,3-Dichlorobenzene	1.613	1.518	5.9	90	0.00
77	T	1,4-Dichlorobenzene	1.557	1.483	4.8	92	0.00
78	T	n-Butylbenzene	3.028	2.767	8.6	93	0.00
79	T	1,2-Dichlorobenzene	1.478	1.427	3.5	97	0.00
80	UN	Tetraethyllead	0.000	0.000	0.0	0#	-12.52#
81	T	1,2-Dibromo-3-Chloropropane	0.164	0.158	3.7	94	0.00
82	T	1,2,4-Trichlorobenzene	1.220	1.090	10.7	87	0.00
83	T	1,2,3-Trichlorobenzene	1.096	1.016	7.3	92	0.00
84	T	Hexachlorobutadiene	0.757	0.672	11.2	88	0.00
85	T	Naphthalene	2.502	2.385	4.7	99	0.00
86	TM	Cyclohexane	1.046	0.998	4.6	97	0.00

7/29 m

(#) = Out of Range SPCC's out = 0 CCC's out = 1

Quantitation Report (Not Reviewed)

Data File: C:\msdchem\1\DATA\072810\V77106.D
DataAcq Meth:8260RUN.M
Acq On : 28 Jul 2010 11:44 pm
Sample : 50ppb mega CC
Misc :
ALS Vial : 3 Sample Multiplier: 1

Operator: Bill Brew
Inst : Instrument #1

Quant Time: Jul 29 07:23:35 2010
Quant Method : C:\msdchem\1\METHODS\071910.M
Quant Title : 8260/624 Analysis
QLast Update : Wed Jul 28 18:28:04 2010
Response via : Initial Calibration
Integrator: RTE

Compound	R.T.	QIon	Response	Conc	Units	Dev(Min)
Internal Standards						
1) Fluorobenzene	5.075	96	1548816	50.00	ug/L	0.00
54) Chlorobenzene-d5	8.021	117	1264234	50.00	ug/L	0.00
75) 1,4-Dichlorobenzene-d4	10.562	152	683798	50.00	ug/L	0.00
System Monitoring Compounds						
26) Pentafluorobenzene	4.504	168	802665	50.14	ug/L	0.00
Spiked Amount 50.000	Range 70 - 123		Recovery = 100.28%			
29) 1,2-Dichloroethane-d4	4.776	65	441501	47.13	ug/L	0.00
Spiked Amount 50.000	Range 71 - 106		Recovery = 94.26%			
45) Toluene-D8	6.559	98	1601964	50.68	ug/L	0.00
Spiked Amount 50.000	Range 70 - 113		Recovery = 101.36%			
64) 4-Bromofluorobenzene	9.275	95	648550	45.14	ug/L	0.00
Spiked Amount 50.000	Range 67 - 107		Recovery = 90.28%			
Target Compounds						Qvalue
2) Dichlorodifluoromethane	1.446	85	457733	43.69	ug/L	99
3) Chloromethane	1.596	50	568033	47.22	ug/L	98
4) Vinyl chloride	1.670	62	513336	47.95	ug/L	99
5) Bromomethane	1.927	94	290555	49.56	ug/L	95
6) Chloroethane	2.001	64	297651	50.13	ug/L	96
7) Trichlorofluoromethane	2.204	101	599136	46.78	ug/L	98
8) Ethyl ether	2.428	59	309007	50.74	ug/L	100
9) Freon 113	2.615	101	285618	47.81	ug/L	96
10) 1,1-Dichloroethene	2.615	61	456100	46.14	ug/L	88
11) Acetone	2.652	43	142719	39.73	ug/L	100
12) Carbon disulfide	2.802	76	965266	47.05	ug/L	100
13) Methyl acetate	2.914	43	239805	49.62	ug/L	94
14) Methylene chloride	3.005	84	422177	48.38	ug/L	90
15) Acrylonitrile	3.197	53	135888	49.74	ug/L	95
17) Methyl tert-butyl Ether	3.229	73	1104642	50.94	ug/L	94
18) trans-1,2-Dichloroethene	3.229	61	479912	47.91	ug/L	84
19) 1,1-Dichloroethane	3.576	63	713018	47.72	ug/L	99
20) Vinyl acetate	3.608	43	580170	44.08	ug/L	93
21) 2,2-Dichloropropane	4.067	77	536111	41.27	ug/L	95
22) 2-Butanone	4.077	72	56090	55.48	ug/L #	65
23) cis-1,2-Dichloroethene	4.067	96	536061	56.34	ug/L #	87
24) Bromochloromethane	4.269	128	209447	54.12	ug/L #	66
25) Chloroform	4.333	83	764974	52.42	ug/L	99
28) 1,1,1-Trichloroethane	4.504	97	573482	44.47	ug/L	98
30) Carbon Tetrachloride	4.654	117	419292	40.59	ug/L	99
31) Benzene	4.830	78	1853617	51.76	ug/L	97
32) 1,2-Dichloroethane	4.840	62	503367	48.42	ug/L	99
33) Trichloroethene	5.406	130	451655	51.55	ug/L #	84
34) Methylcyclohexane	5.588	83	796056	49.96	ug/L	89
36) 1,2-Dichloropropane	5.614	63	477369	50.68	ug/L #	74
38) Dibromomethane	5.721	93	262200	51.16	ug/L #	69
39) Bromodichloromethane	5.865	83	566905	47.15	ug/L	98
40) 2-Chloroethyl vinyl Ether	6.148	63	290194	56.07	ug/L	91
42) 1,1-Dichloropropene	4.648	75	598723	50.55	ug/L	92
43) cis-1,3-Dichloropropene	6.292	75	731228	47.98	ug/L	95

7/29/10

Quantitation Report (Not Reviewed)

Data File: C:\msdchem\1\DATA\072810\V77106.D
DataAcq Meth:8260RUN.M
Acq On : 28 Jul 2010 11:44 pm
Sample : 50ppb mega CC
Misc :
ALS Vial : 3 Sample Multiplier: 1

Operator: Bill Brew
Inst : Instrument #1

Quant Time: Jul 29 07:23:35 2010
Quant Method : C:\msdchem\1\METHODS\071910.M
Quant Title : 8260/624 Analysis
QLast Update : Wed Jul 28 18:28:04 2010
Response via : Initial Calibration
Integrator: RTE

Compound	R.T.	QIon	Response	Conc Units	Dev(Min)
44) 4-Methyl-2-pentanone	6.447	43	490789	55.16 ug/L	93
46) Toluene	6.623	91	1866796	47.52 ug/L	98
47) trans-1,3-Dichloropropene	6.836	75	621502	46.50 ug/L	93
48) 1,1,2-Trichloroethane	7.018	97	421329	54.27 ug/L	95
49) 1,3-Dichloropropane	7.189	76	698767	54.30 ug/L	99
50) Tetrachloroethene	7.173	166	593791	55.98 ug/L	94
51) 2-Hexanone	7.274	43	319884	42.74 ug/L	95
52) Dibromochloromethane	7.418	129	385349	50.63 ug/L	99
53) 1,2-Dibromoethane	7.541	107	423057	55.10 ug/L	100
55) Chlorobenzene	8.053	112	1198431	51.05 ug/L	86
56) 1,1,1,2-Tetrachloroethane	8.133	131	383351	47.62 ug/L	94
57) Ethylbenzene	8.165	91	2106446	49.01 ug/L	94
58) m,p-Xylene	8.288	106	1671839	95.78 ug/L	91
59) o-Xylene	8.715	106	855074	45.96 ug/L	90
60) Styrene	8.726	104	1397790	48.93 ug/L	95
61) Bromoform	8.923	173	253353	39.96 ug/L	98
62) Isopropylbenzene	9.115	105	2122866	47.02 ug/L	96
63) 1,2,3-Trichloropropane	9.483	110	155680	50.74 ug/L #	70
65) Bromobenzene	9.441	156	539748	49.96 ug/L #	67
66) 1,1,2,2-Tetrachloroethane	9.441	83	554391	53.12 ug/L	97
67) n-Propylbenzene	9.569	91	2465686	48.82 ug/L	89
68) 2-Chlorotoluene	9.660	126	514212	48.12 ug/L #	66
69) 4-Chlorotoluene	9.777	126	506424	47.51 ug/L #	57
70) 1,3,5-Trimethylbenzene	9.761	105	1751591	48.03 ug/L	93
71) tert-Butylbenzene	10.124	134	410575	48.19 ug/L #	77
72) 1,2,4-Trimethylbenzene	10.177	105	1782709	46.03 ug/L	94
73) sec-Butylbenzene	10.369	105	2390903	47.43 ug/L	90
74) p-Isopropyltoluene	10.535	119	1924448	47.41 ug/L	93
76) 1,3-Dichlorobenzene	10.487	146	1038035	47.06 ug/L	96
77) 1,4-Dichlorobenzene	10.588	146	1013969	47.61 ug/L	99
78) n-Butylbenzene	10.994	91	1891819	47.47 ug/L	93
79) 1,2-Dichlorobenzene	11.004	146	976074	48.27 ug/L	98
81) 1,2-Dibromo-3-Chloropr...	11.885	157	108138	48.13 ug/L #	81
82) 1,2,4-Trichlorobenzene	12.771	180	745021	44.64 ug/L	97
83) 1,2,3-Trichlorobenzene	13.267	180	694970	46.36 ug/L	96
84) Hexachlorobutadiene	12.952	225	459288	44.39 ug/L	99
85) Naphthalene	13.022	128	1630954	47.67 ug/L	100
86) Cyclohexane	4.558	56	682577	47.72 ug/L #	85

(#) = qualifier out of range (m) = manual integration (+) = signals summed

Quantitation Report (Not Reviewed)

Data File: C:\msdchem\1\DATA\072810\V77106.D
DataAcq Meth:8260RUN.M
Acq On : 28 Jul 2010 11:44 pm
Sample : 50ppb mega CC
Misc :
ALS Vial : 3 Sample Multiplier: 1

Operator: Bill Brew
Inst : Instrument #1

Quant Time: Jul 29 07:23:35 2010
Quant Method : C:\msdchem\1\METHODS\071910.M
Quant Title : 8260/624 Analysis
QLast Update : Wed Jul 28 18:28:04 2010
Response via : Initial Calibration
Integrator: RTE

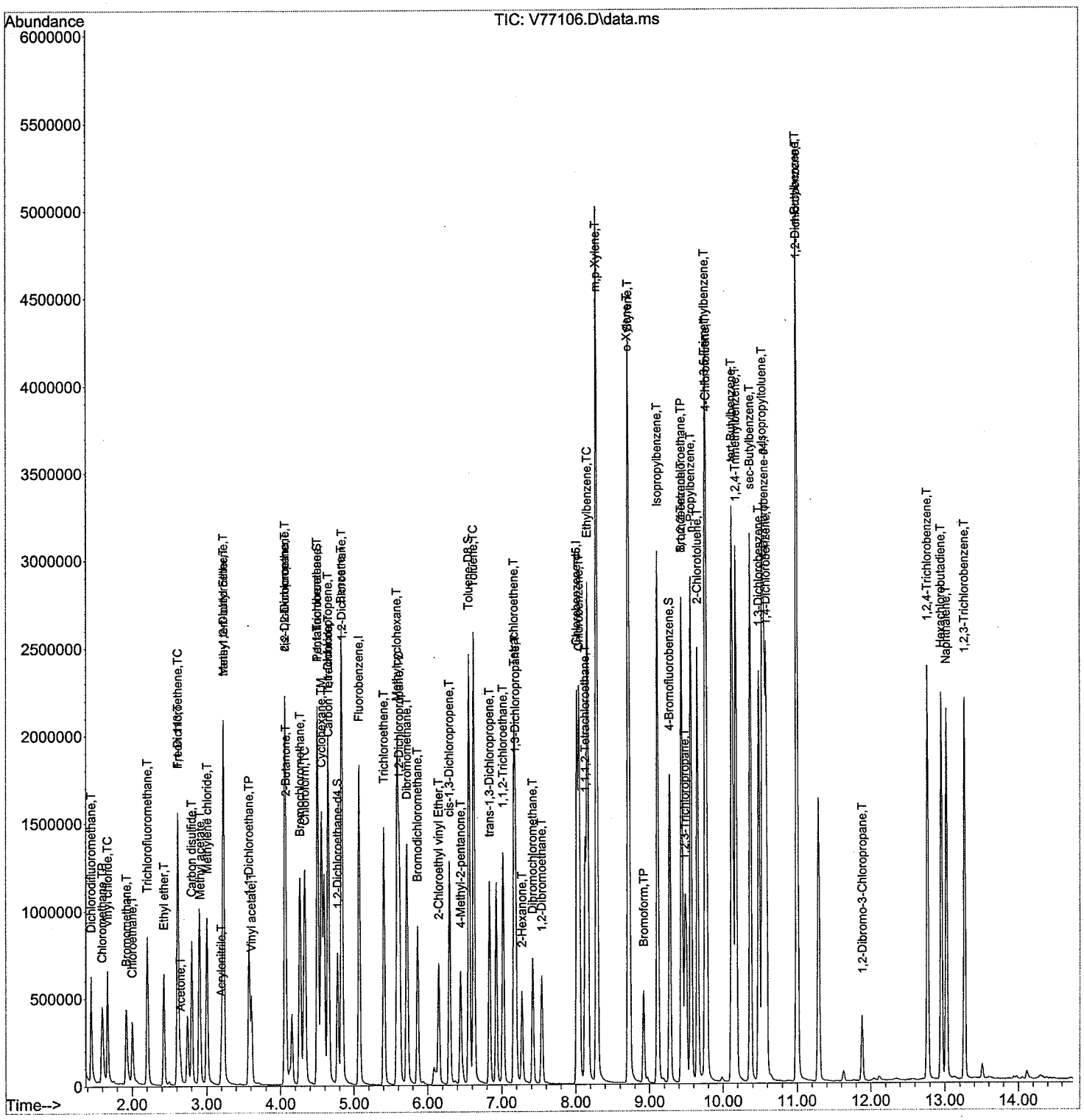

Evaluate Continuing Calibration Report

Data File: C:\msdchem\1\DATA\073010\V77157.D
DataAcq Meth:8260RUN.M
Acq On : 30 Jul 2010 2:07 pm
Sample : 50ppb mega CC
Misc :
ALS Vial : 3 Sample Multiplier: 1

Operator: Bill Brew
Inst : Instrument #1

Quant Time: Jul 30 14:47:06 2010
Quant Method : C:\msdchem\1\METHODS\071910.M
Quant Title : 8260/624 Analysis
QLast Update : Mon Jul 19 17:58:22 2010
Response via : Initial Calibration
Integrator: RTE

Min. RRF : 0.000 Min. Rel. Area : 50% Max. R.T. Dev 0.50min
Max. RRF Dev : 20% Max. Rel. Area : 150%

		Compound	AvgRF	CCRF	%Dev	Area%	Dev(min)
1	I	Fluorobenzene	1.000	1.000	0.0	98	0.00
2	T	Dichlorodifluoromethane	0.338	0.321	5.0	91	0.00
3	TP	Chloromethane	0.388	0.381	1.8	93	0.00
4	TC	Vinyl chloride	0.346	0.364	-5.2	98	0.00
5	T	Bromomethane	0.168	0.204	-21.4#	106	0.00
6	T	Chloroethane	0.192	0.209	-8.9	101	0.00
7	T	Trichlorofluoromethane	0.413	0.431	-4.4	99	0.00
8	T	Ethyl ether	0.197	0.204	-3.6	96	0.00
9	T	Freon 113	0.193	0.204	-5.7	101	0.00
10	TC	1,1-Dichloroethene	0.319	0.325	-1.9	99	0.00
11	T	Acetone	0.251	0.105	58.2#	94	0.00
12	T	Carbon disulfide	0.662	0.678	-2.4	96	0.00
13	T	Methyl acetate	0.156	0.149	4.5	96	0.00
14	T	Methylene chloride	0.393	0.273	30.5#	93	0.00
15	T	Acrylonitrile	0.088	0.088	0.0	96	0.00
16	UN	tert-Butyl Alcohol	0.000	0.002	0.0	0#	-0.17
17	T	Methyl tert-butyl Ether	0.700	0.716	-2.3	96	0.00
18	T	trans-1,2-Dichloroethene	0.323	0.324	-0.3	98	0.00
19	TP	1,1-Dichloroethane	0.482	0.494	-2.5	96	0.00
20	T	Vinyl acetate	0.425	0.429	-0.9	93	0.00
21	T	2,2-Dichloropropane	0.419	0.398	5.0	90	0.00
22	T	2-Butanone	0.033	0.036	-9.1	96	0.00
23	T	cis-1,2-Dichloroethene	0.307	0.344	-12.1	107	0.00
24	T	Bromochloromethane	0.125	0.141	-12.8	114	0.00
25	TC	Chloroform	0.533	0.521	2.3	104	0.00
26	S	Pentafluorobenzene	0.517	0.559	-8.1	105	0.00
27	UN	Tetrahydrofuran	0.000	0.000	0.0	0#	-5.04#
28	T	1,1,1-Trichloroethane	0.416	0.408	1.9	94	0.00
29	S	1,2-Dichloroethane-d4	0.302	0.300	0.7	97	0.00
30	T	Carbon Tetrachloride	0.333	0.317	4.8	87	0.00
31	T	Benzene	1.156	1.208	-4.5	100	0.00
32	T	1,2-Dichloroethane	0.336	0.337	-0.3	97	0.00
33	T	Trichloroethene	0.283	0.310	-9.5	101	0.00
34	T	Methylcyclohexane	0.514	0.551	-7.2	100	0.00
35	UN	Ethyl acetate	0.000	1.524	0.0	0#	0.07
36	TC	1,2-Dichloropropane	0.304	0.319	-4.9	99	0.00
37	UN	Isobutyl alcohol	0.000	0.010	0.0	0#	-0.09
38	T	Dibromomethane	0.165	0.171	-3.6	99	0.00
39	T	Bromodichloromethane	0.388	0.393	-1.3	91	0.00
40	T	2-Chloroethyl vinyl Ether	0.167	0.182	-9.0	97	0.00
41	UN	Isopropyl acetate	0.000	2.978	0.0	0#	-0.10
42	T	1,1-Dichloropropene	0.382	0.408	-6.8	98	0.00
43	T	cis-1,3-Dichloropropene	0.492	0.505	-2.6	91	0.00
44	T	4-Methyl-2-pentanone	0.287	0.269	6.3	91	0.00
45	S	Toluene-D8	1.020	1.066	-4.5	101	0.00
46	TC	Toluene	1.268	1.243	2.0	99	0.00
47	T	trans-1,3-Dichloropropene	0.431	0.437	-1.4	89	0.00

7/30 AB

Evaluate Continuing Calibration Report

Data File: C:\msdchem\1\DATA\073010\V77157.D
DataAcq Meth:8260RUN.M
Acq On : 30 Jul 2010 2:07 pm
Sample : 50ppb mega CC
Misc :
ALS Vial : 3 Sample Multiplier: 1

Operator: Bill Brew
Inst : Instrument #1

Quant Time: Jul 30 14:47:06 2010
Quant Method : C:\msdchem\1\METHODS\071910.M
Quant Title : 8260/624 Analysis
QLast Update : Mon Jul 19 17:58:22 2010
Response via : Initial Calibration
Integrator: RTE

Min. RRF : 0.000 Min. Rel. Area : 50% Max. R.T. Dev 0.50min
Max. RRF Dev : 20% Max. Rel. Area : 150%

		Compound	AvgRF	CCRF	%Dev	Area%	Dev(min)
48	T	1,1,2-Trichloroethane	0.251	0.272	-8.4	101	0.00
49	T	1,3-Dichloropropane	0.415	0.458	-10.4	106	0.00
50	T	Tetrachloroethene	0.342	0.349	-2.0	94	0.00
51	T	2-Hexanone	0.242	0.238	1.7	93	0.00
52	T	Dibromochloromethane	0.246	0.266	-8.1	96	0.00
53	T	1,2-Dibromoethane	0.248	0.276	-11.3	101	0.00
54	I	Chlorobenzene-d5	1.000	1.000	0.0	108	0.00
55	TP	Chlorobenzene	0.928	0.974	-5.0	105	0.00
56	T	1,1,1,2-Tetrachloroethane	0.318	0.311	2.2	93	0.00
57	TC	Ethylbenzene	1.710	1.646	3.7#	102	0.00
58	T	m,p-Xylene	0.690	0.678	1.7	100	0.00
59	T	o-Xylene	0.736	0.698	5.2	98	0.00
60	T	Styrene	1.132	1.113	1.7	98	0.00
61	TP	Bromoform	0.216	0.213	1.4	93	0.00
62	T	Isopropylbenzene	1.786	1.770	0.9	102	0.00
63	T	1,2,3-Trichloropropane	0.121	0.120	0.8	105	0.00
64	S	4-Bromofluorobenzene	0.568	0.522	8.1	100	0.00
65	T	Bromobenzene	0.427	0.428	-0.2	102	0.00
66	TP	1,1,2,2-Tetrachloroethane	0.413	0.430	-4.1	110	0.00
67	T	n-Propylbenzene	1.997	2.005	-0.4	103	0.00
68	T	2-Chlorotoluene	0.423	0.407	3.8	98	0.00
69	T	4-Chlorotoluene	0.422	0.404	4.3	99	0.00
70	T	1,3,5-Trimethylbenzene	1.442	1.407	2.4	102	0.00
71	T	tert-Butylbenzene	0.337	0.337	0.0	102	0.00
72	T	1,2,4-Trimethylbenzene	1.532	1.433	6.5	97	0.00
73	T	sec-Butylbenzene	1.994	1.923	3.6	96	0.00
74	T	p-Isopropyltoluene	1.605	1.572	2.1	101	0.00
75	I	1,4-Dichlorobenzene-d4	1.000	1.000	0.0	106	0.00
76	T	1,3-Dichlorobenzene	1.613	1.566	2.9	98	0.00
77	T	1,4-Dichlorobenzene	1.557	1.514	2.8	98	0.00
78	T	n-Butylbenzene	3.028	2.879	4.9	102	0.00
79	T	1,2-Dichlorobenzene	1.478	1.409	4.7	101	0.00
80	UN	Tetraethyllead	0.000	0.000	0.0	0#	-12.52#
81	T	1,2-Dibromo-3-Chloropropane	0.164	0.149	9.1	93	0.00
82	T	1,2,4-Trichlorobenzene	1.220	1.104	9.5	93	0.00
83	T	1,2,3-Trichlorobenzene	1.096	0.980	10.6	93	0.00
84	T	Hexachlorobutadiene	0.757	0.699	7.7	96	0.00
85	T	Naphthalene	2.502	2.174	13.1	94	0.00
86	TM	Cyclohexane	1.046	1.005	3.9	102	0.00

7/30 mr

(#) = Out of Range SPCC's out = 0 CCC's out = 1

Quantitation Report (QT Reviewed)

Data File: C:\msdchem\1\DATA\073010\V77157.D
DataAcq Meth:8260RUN.M
Acq On : 30 Jul 2010 2:07 pm
Sample : 50ppb mega CC
Misc :
ALS Vial : 3 Sample Multiplier: 1

Operator: Bill Brew
Inst : Instrument #1

Quant Time: Jul 30 14:47:06 2010
Quant Method : C:\msdchem\1\METHODS\071910.M
Quant Title : 8260/624 Analysis
QLast Update : Mon Jul 19 17:58:22 2010
Response via : Initial Calibration
Integrator: RTE

Compound	R.T.	QIon	Response	Conc Units	Dev(Min)
Internal Standards					
1) Fluorobenzene	5.070	96	1611499	50.00 ug/L	0.00
54) Chlorobenzene-d5	8.021	117	1350326	50.00 ug/L	0.00
75) 1,4-Dichlorobenzene-d4	10.561	152	717787	50.00 ug/L	0.00
System Monitoring Compounds					
26) Pentafluorobenzene	4.499	168	900719	54.08 ug/L	0.00
Spiked Amount 50.000	Range 70 - 123		Recovery = 108.16%		
29) 1,2-Dichloroethane-d4	4.771	65	483366	49.59 ug/L	0.00
Spiked Amount 50.000	Range 71 - 106		Recovery = 99.18%		
45) Toluene-D8	6.559	98	1717390	52.22 ug/L	0.00
Spiked Amount 50.000	Range 70 - 113		Recovery = 104.44%		
64) 4-Bromofluorobenzene	9.275	95	705246	45.96 ug/L	0.00
Spiked Amount 50.000	Range 67 - 107		Recovery = 91.92%		
Target Compounds					Qvalue
2) Dichlorodifluoromethane	1.435	85	517916	47.51 ug/L	98
3) Chloromethane	1.590	50	613938	49.05 ug/L	98
4) Vinyl chloride	1.659	62	586040	52.61 ug/L	98
5) Bromomethane	1.916	94	329267	54.64 ug/L	99
6) Chloroethane	1.996	64	337368	54.61 ug/L	97
7) Trichlorofluoromethane	2.198	101	694030	52.08 ug/L	99
8) Ethyl ether	2.417	59	328257	51.81 ug/L	100
9) Freon 113	2.604	101	328935	52.92 ug/L	96
10) 1,1-Dichloroethene	2.609	61	523829	50.93 ug/L	88
11) Acetone	2.641	43	168673	46.50 ug/L	100
12) Carbon disulfide	2.796	76	1092893	51.20 ug/L	100
13) Methyl acetate	2.903	43	239809	47.69 ug/L	93
14) Methylene chloride	2.994	84	439630	48.43 ug/L #	86
15) Acrylonitrile	3.191	53	141019	49.61 ug/L	98
17) Methyl tert-butyl Ether	3.218	73	1154372	51.16 ug/L	94
18) trans-1,2-Dichloroethene	3.218	61	522301	50.11 ug/L	84
19) 1,1-Dichloroethane	3.570	63	795982	51.20 ug/L	98
20) Vinyl acetate	3.602	43	691082	50.47 ug/L	94
21) 2,2-Dichloropropane	4.061	77	640624	47.39 ug/L	94
22) 2-Butanone	4.066	72	58681	55.79 ug/L #	61
23) cis-1,2-Dichloroethene	4.061	96	554094	55.97 ug/L #	87
24) Bromochloromethane	4.264	128	226435	56.23 ug/L #	68
25) Chloroform	4.328	83	839709	55.43 ug/L	99
28) 1,1,1-Trichloroethane	4.499	97	658293	49.06 ug/L	98
30) Carbon Tetrachloride	4.648	117	511017	47.55 ug/L	99
31) Benzene	4.830	78	1947292	52.26 ug/L	96
32) 1,2-Dichloroethane	4.840	62	542985	50.20 ug/L	99
33) Trichloroethene	5.406	130	499463	54.79 ug/L #	85
34) Methylcyclohexane	5.587	83	887507	53.54 ug/L	89
36) 1,2-Dichloropropane	5.614	63	514562	52.50 ug/L	99
38) Dibromomethane	5.721	93	275383	51.64 ug/L #	70
39) Bromodichloromethane	5.865	83	632880	50.60 ug/L	99
40) 2-Chloroethyl vinyl Ether	6.148	63	292886	54.38 ug/L	92
42) 1,1-Dichloropropene	4.643	75	658059	53.40 ug/L	92
43) cis-1,3-Dichloropropene	6.292	75	814410	51.36 ug/L	95

7/30 AM

Quantitation Report (QT Reviewed)

Data File: C:\msdchem\1\DATA\073010\V77157.D
DataAcq Meth:8260RUN.M
Acq On : 30 Jul 2010 2:07 pm
Sample : 50ppb mega CC
Misc :
ALS Vial : 3 Sample Multiplier: 1

Operator: Bill Brew
Inst : Instrument #1

Quant Time: Jul 30 14:47:06 2010
Quant Method : C:\msdchem\1\METHODS\071910.M
Quant Title : 8260/624 Analysis
QLast Update : Mon Jul 19 17:58:22 2010
Response via : Initial Calibration
Integrator: RTE

Compound	R.T.	QIon	Response	Conc Units	Dev(Min)
44) 4-Methyl-2-pentanone	6.441	43	433939m	46.87 ug/L	
46) Toluene	6.623	91	2003173	50.69 ug/L	98
47) trans-1,3-Dichloropropene	6.836	75	703905	50.62 ug/L	94
48) 1,1,2-Trichloroethane	7.018	97	438207	54.25 ug/L	94
49) 1,3-Dichloropropane	7.188	76	738046	55.12 ug/L	100
50) Tetrachloroethene	7.167	166	561803	50.91 ug/L	94
51) 2-Hexanone	7.274	43	382786	49.15 ug/L	93
52) Dibromochloromethane	7.418	129	428994	54.17 ug/L	99
53) 1,2-Dibromoethane	7.541	107	444261	55.61 ug/L	98
55) Chlorobenzene	8.048	112	1314682	52.43 ug/L	87
56) 1,1,1,2-Tetrachloroethane	8.133	131	420281	48.88 ug/L	95
57) Ethylbenzene	8.165	91	2223167	48.38 ug/L	96
58) m,p-Xylene	8.293	106	1831763	98.80 ug/L	94
59) o-Xylene	8.715	106	942235	47.42 ug/L	92
60) Styrene	8.731	104	1503295	49.30 ug/L	96
61) Bromoform	8.923	173	287542	42.47 ug/L	98
62) Isopropylbenzene	9.115	105	2390293	49.57 ug/L	95
63) 1,2,3-Trichloropropane	9.483	110	162661	49.64 ug/L #	64
65) Bromobenzene	9.441	156	577959	50.08 ug/L #	66
66) 1,1,2,2-Tetrachloroethane	9.441	83	581130	52.13 ug/L	96
67) n-Propylbenzene	9.563	91	2707730	50.19 ug/L	90
68) 2-Chlorotoluene	9.659	126	549096	48.11 ug/L #	64
69) 4-Chlorotoluene	9.777	126	545783	47.93 ug/L #	58
70) 1,3,5-Trimethylbenzene	9.761	105	1900066	48.78 ug/L	93
71) tert-Butylbenzene	10.124	134	455228	50.02 ug/L #	77
72) 1,2,4-Trimethylbenzene	10.177	105	1934867	46.78 ug/L	94
73) sec-Butylbenzene	10.369	105	2596220	48.22 ug/L	90
74) p-Isopropyltoluene	10.535	119	2123079	48.97 ug/L	93
76) 1,3-Dichlorobenzene	10.487	146	1123945	48.54 ug/L	96
77) 1,4-Dichlorobenzene	10.588	146	1087046	48.62 ug/L	98
78) n-Butylbenzene	10.994	91	2066480	49.54 ug/L	92
79) 1,2-Dichlorobenzene	11.004	146	1011159	47.64 ug/L	98
81) 1,2-Dibromo-3-Chloropr...	11.885	157	106822	45.29 ug/L #	81
82) 1,2,4-Trichlorobenzene	12.771	180	792339	45.22 ug/L	98
83) 1,2,3-Trichlorobenzene	13.267	180	703736	44.72 ug/L	96
84) Hexachlorobutadiene	12.952	225	501596	46.19 ug/L	99
85) Naphthalene	13.022	128	1560595	43.45 ug/L	99
86) Cyclohexane	4.552	56	721318	48.04 ug/L	89

(#) = qualifier out of range (m) = manual integration (+) = signals summed

Quantitation Report (QT Reviewed)

Data File: C:\msdchem\1\DATA\073010\V77157.D
DataAcq Meth:8260RUN.M
Acq On : 30 Jul 2010 2:07 pm
Sample : 50ppb mega CC
Misc :
ALS Vial : 3 Sample Multiplier: 1

Operator: Bill Brew
Inst : Instrument #1

Quant Time: Jul 30 14:47:06 2010
Quant Method : C:\msdchem\1\METHODS\071910.M
Quant Title : 8260/624 Analysis
QLast Update : Mon Jul 19 17:58:22 2010
Response via : Initial Calibration
Integrator: RTE

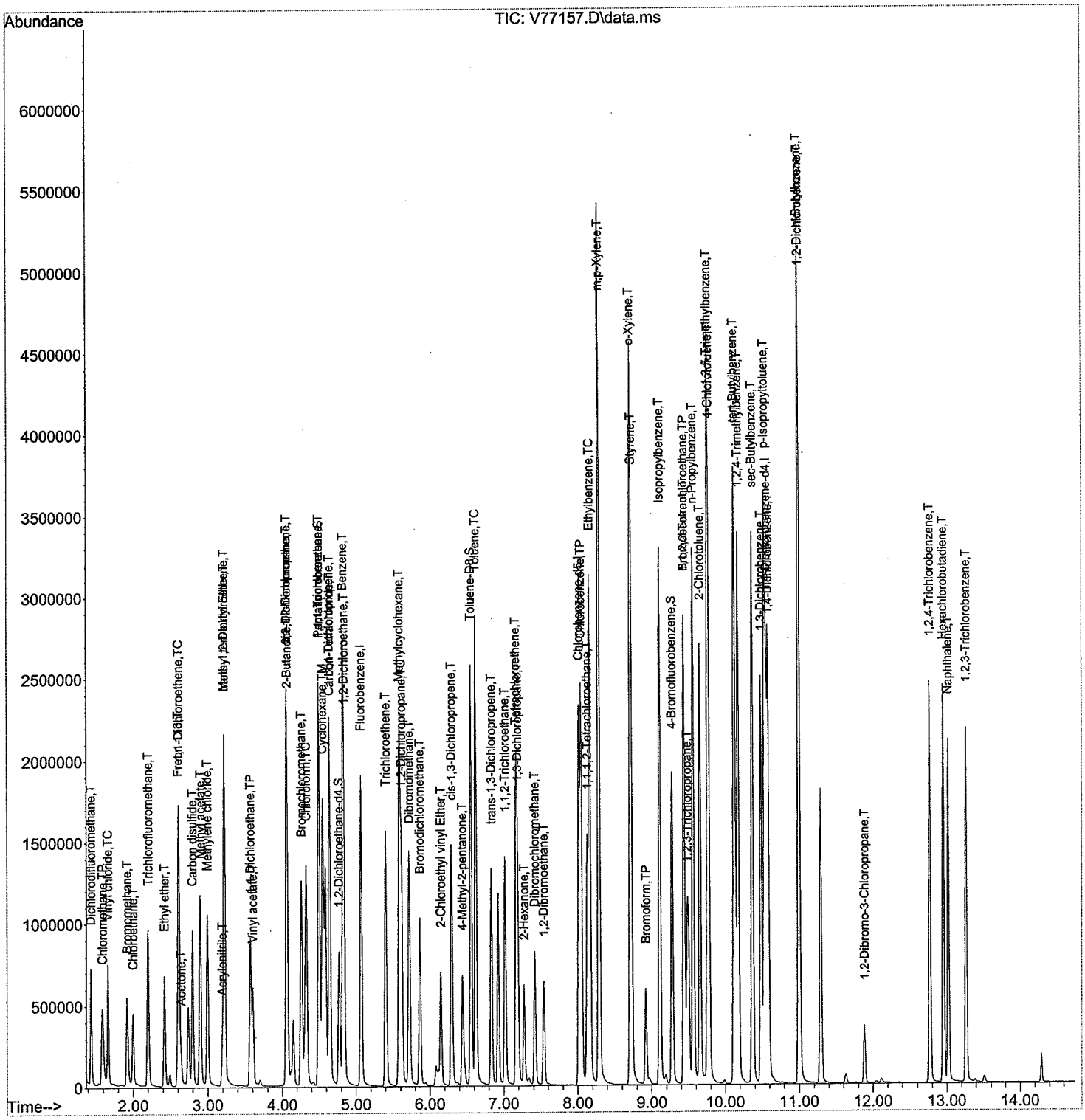

Evaluate Continuing Calibration Report

Data File: C:\msdchem\1\DATA\080210\V77183.D
DataAcq Meth:8260RUN.M
Acq On : 2 Aug 2010 2:48 pm
Sample : 50ppb mega CC
Misc :
ALS Vial : 3 Sample Multiplier: 1

Operator: Bill Brew
Inst : Instrument #1

Quant Time: Aug 02 15:08:03 2010
Quant Method : C:\msdchem\1\METHODS\071910.M
Quant Title : 8260/624 Analysis
QLast Update : Mon Jul 19 17:58:22 2010
Response via : Initial Calibration
Integrator: RTE

Min. RRF : 0.000 Min. Rel. Area : 50% Max. R.T. Dev 0.50min
Max. RRF Dev : 20% Max. Rel. Area : 150%

		Compound	AvgRF	CCRF	%Dev	Area%	Dev(min)
1	I	Fluorobenzene	1.000	1.000	0.0	101	0.00
2	T	Dichlorodifluoromethane	0.338	0.307	9.2	89	0.00
3	TP	Chloromethane	0.388	0.370	4.6	92	0.00
4	TC	Vinyl chloride	0.346	0.336	2.9	93	0.00
5	T	Bromomethane	0.168	0.194	-15.5	103	0.01
6	T	Chloroethane	0.192	0.198	-3.1	98	0.00
7	T	Trichlorofluoromethane	0.413	0.417	-1.0	98	0.00
8	T	Ethyl ether	0.197	0.200	-1.5	96	0.00
9	T	Freon 113	0.193	0.200	-3.6	102	0.00
10	TC	1,1-Dichloroethene	0.319	0.314	1.6	97	0.00
11	T	Acetone	0.251	0.103	59.0#	94	0.00
12	T	Carbon disulfide	0.662	0.649	2.0	93	0.00
13	T	Methyl acetate	0.156	0.146	6.4	96	0.00
14	T	Methylene chloride	0.393	0.270	31.3#	95	0.00
15	T	Acrylonitrile	0.088	0.084	4.5	94	0.00
16	UN	tert-Butyl Alcohol	0.000	0.001	0.0	0#	-0.12
17	T	Methyl tert-butyl Ether	0.700	0.716	-2.3	98	0.00
18	T	trans-1,2-Dichloroethene	0.323	0.318	1.5	98	0.00
19	TP	1,1-Dichloroethane	0.482	0.465	3.5	93	0.00
20	T	Vinyl acetate	0.425	0.424	0.2	94	0.00
21	T	2,2-Dichloropropane	0.419	0.405	3.3	94	0.00
22	T	2-Butanone	0.033	0.036	-9.1	97	0.00
23	T	cis-1,2-Dichloroethene	0.307	0.323	-5.2	103	0.00
24	T	Bromochloromethane	0.125	0.134	-7.2	111	0.00
25	TC	Chloroform	0.533	0.502	5.8	102	0.00
26	S	Pentafluorobenzene	0.517	0.549	-6.2	105	0.00
27	UN	Tetrahydrofuran	0.000	0.000	0.0	0#	-5.04#
28	T	1,1,1-Trichloroethane	0.416	0.405	2.6	95	0.00
29	S	1,2-Dichloroethane-d4	0.302	0.312	-3.3	103	0.00
30	T	Carbon Tetrachloride	0.333	0.313	6.0	88	0.00
31	T	Benzene	1.156	1.189	-2.9	101	0.00
32	T	1,2-Dichloroethane	0.336	0.332	1.2	98	0.00
33	T	Trichloroethene	0.283	0.298	-5.3	100	0.00
34	T	Methylcyclohexane	0.514	0.542	-5.4	101	0.00
35	UN	Ethyl acetate	0.000	1.473	0.0	0#	0.07
36	TC	1,2-Dichloropropane	0.304	0.304	0.0	96	0.00
37	UN	Isobutyl alcohol	0.000	0.011	0.0	0#	-0.10
38	T	Dibromomethane	0.165	0.168	-1.8	100	0.00
39	T	Bromodichloromethane	0.388	0.378	2.6	89	0.00
40	T	2-Chloroethyl vinyl Ether	0.167	0.176	-5.4	96	0.00
41	UN	Isopropyl acetate	0.000	2.942	0.0	0#	-0.10
42	T	1,1-Dichloropropene	0.382	0.408	-6.8	100	0.00
43	T	cis-1,3-Dichloropropene	0.492	0.483	1.8	89	0.00
44	T	4-Methyl-2-pentanone	0.287	0.281	2.1	97	0.00
45	S	Toluene-D8	1.020	1.084	-6.3	105	0.00
46	TC	Toluene	1.268	1.246	1.7	102	0.00
47	T	trans-1,3-Dichloropropene	0.431	0.438	-1.6	91	0.00

8/2 BB

Evaluate Continuing Calibration Report

Data File: C:\msdchem\1\DATA\080210\V77183.D
DataAcq Meth:8260RUN.M
Acq On : 2 Aug 2010 2:48 pm
Sample : 50ppb mega CC
Misc :
ALS Vial : 3 Sample Multiplier: 1

Operator: Bill Brew
Inst : Instrument #1

Quant Time: Aug 02 15:08:03 2010
Quant Method : C:\msdchem\1\METHODS\071910.M
Quant Title : 8260/624 Analysis
QLast Update : Mon Jul 19 17:58:22 2010
Response via : Initial Calibration
Integrator: RTE

Min. RRF : 0.000 Min. Rel. Area : 50% Max. R.T. Dev 0.50min
Max. RRF Dev : 20% Max. Rel. Area : 150%

		Compound	AvgRF	CCRF	%Dev	Area%	Dev(min)
48	T	1,1,2-Trichloroethane	0.251	0.270	-7.6	103	0.00
49	T	1,3-Dichloropropane	0.415	0.446	-7.5	105	0.00
50	T	Tetrachloroethene	0.342	0.351	-2.6	97	0.00
51	T	2-Hexanone	0.242	0.227	6.2	90	0.00
52	T	Dibromochloromethane	0.246	0.265	-7.7	98	0.00
53	T	1,2-Dibromoethane	0.248	0.272	-9.7	102	0.00
54	I	Chlorobenzene-d5	1.000	1.000	0.0	108	0.00
55	TP	Chlorobenzene	0.928	0.943	-1.6	102	0.00
56	T	1,1,1,2-Tetrachloroethane	0.318	0.316	0.6	96	0.00
57	TC	Ethylbenzene	1.710	1.636	4.3#	102	0.00
58	T	m,p-Xylene	0.690	0.670	2.9	99	0.00
59	T	o-Xylene	0.736	0.693	5.8	98	0.00
60	T	Styrene	1.132	1.099	2.9	98	0.00
61	TP	Bromoform	0.216	0.219	-1.4	96	0.00
62	T	Isopropylbenzene	1.786	1.721	3.6	100	0.00
63	T	1,2,3-Trichloropropane	0.121	0.118	2.5	104	0.00
64	S	4-Bromofluorobenzene	0.568	0.553	2.6	106	0.00
65	T	Bromobenzene	0.427	0.423	0.9	101	0.00
66	TP	1,1,2,2-Tetrachloroethane	0.413	0.430	-4.1	111	0.00
67	T	n-Propylbenzene	1.997	1.938	3.0	100	0.00
68	T	2-Chlorotoluene	0.423	0.407	3.8	99	-0.01
69	T	4-Chlorotoluene	0.422	0.398	5.7	98	0.00
70	T	1,3,5-Trimethylbenzene	1.442	1.375	4.6	100	0.00
71	T	tert-Butylbenzene	0.337	0.328	2.7	100	0.00
72	T	1,2,4-Trimethylbenzene	1.532	1.417	7.5	97	0.00
73	T	sec-Butylbenzene	1.994	1.940	2.7	98	0.00
74	T	p-Isopropyltoluene	1.605	1.578	1.7	102	0.00
75	I	1,4-Dichlorobenzene-d4	1.000	1.000	0.0	114	0.00
76	T	1,3-Dichlorobenzene	1.613	1.482	8.1	99	0.00
77	T	1,4-Dichlorobenzene	1.557	1.424	8.5	98	0.00
78	T	n-Butylbenzene	3.028	2.691	11.1	102	0.00
79	T	1,2-Dichlorobenzene	1.478	1.324	10.4	101	-0.01
80	UN	Tetraethyllead	0.000	0.000	0.0	0#	-12.52#
81	T	1,2-Dibromo-3-Chloropropane	0.164	0.146	11.0	97	0.00
82	T	1,2,4-Trichlorobenzene	1.220	1.055	13.5	95	0.00
83	T	1,2,3-Trichlorobenzene	1.096	0.929	15.2	94	0.00
84	T	Hexachlorobutadiene	0.757	0.664	12.3	98	0.00
85	T	Naphthalene	2.502	2.076	17.0	96	0.00
86	TM	Cyclohexane	1.046	0.932	10.9	101	0.00

8/2 MB

(#) = Out of Range SPCC's out = 0 CCC's out = 1

Quantitation Report (QT Reviewed)

Data File: C:\msdchem\1\DATA\080210\V77183.D
DataAcq Meth:8260RUN.M
Acq On : 2 Aug 2010 2:48 pm
Sample : 50ppb mega CC
Misc :
ALS Vial : 3 Sample Multiplier: 1

Operator: Bill Brew
Inst : Instrument #1

Quant Time: Aug 02 15:08:03 2010
Quant Method : C:\msdchem\1\METHODS\071910.M
Quant Title : 8260/624 Analysis
QLast Update : Mon Jul 19 17:58:22 2010
Response via : Initial Calibration
Integrator: RTE

Compound	R.T.	QIon	Response	Conc	Units	Dev(Min)
Internal Standards						
1) Fluorobenzene	5.070	96	1648033	50.00	ug/L	0.00
54) Chlorobenzene-d5	8.021	117	1358918	50.00	ug/L	0.00
75) 1,4-Dichlorobenzene-d4	10.562	152	765913	50.00	ug/L	0.00
System Monitoring Compounds						
26) Pentafluorobenzene	4.499	168	905067	53.14	ug/L	0.00
Spiked Amount 50.000	Range 70 - 123		Recovery = 106.28%			
29) 1,2-Dichloroethane-d4	4.771	65	514232	51.59	ug/L	0.00
Spiked Amount 50.000	Range 71 - 106		Recovery = 103.18%			
45) Toluene-D8	6.554	98	1787150	53.13	ug/L	0.00
Spiked Amount 50.000	Range 70 - 113		Recovery = 106.26%			
64) 4-Bromofluorobenzene	9.275	95	751934	48.69	ug/L	0.00
Spiked Amount 50.000	Range 67 - 107		Recovery = 97.38%			
Target Compounds						Qvalue
2) Dichlorodifluoromethane	1.441	85	506581	45.44	ug/L	99
3) Chloromethane	1.591	50	609730	47.63	ug/L	98
4) Vinyl chloride	1.665	62	554442	48.67	ug/L	100
5) Bromomethane	1.916	94	320250	51.59	ug/L	99
6) Chloroethane	1.996	64	326439	51.66	ug/L	98
7) Trichlorofluoromethane	2.199	101	687774	50.46	ug/L	99
8) Ethyl ether	2.423	59	328972	50.77	ug/L	100
9) Freon 113	2.604	101	330046	51.92	ug/L	97
10) 1,1-Dichloroethene	2.610	61	516842	49.13	ug/L	86
11) Acetone	2.642	43	169814	45.63	ug/L	98
12) Carbon disulfide	2.797	76	1069502	49.00	ug/L	100
13) Methyl acetate	2.909	43	240691	46.81	ug/L	94
14) Methylene chloride	2.994	84	445681	47.95	ug/L	88
15) Acrylonitrile	3.192	53	138541	47.66	ug/L	97
17) Methyl tert-butyl Ether	3.218	73	1179642	51.12	ug/L	96
18) trans-1,2-Dichloroethene	3.224	61	523947	49.16	ug/L	84
19) 1,1-Dichloroethane	3.570	63	766372	48.21	ug/L	99
20) Vinyl acetate	3.608	43	698472	49.88	ug/L	93
21) 2,2-Dichloropropane	4.061	77	667626	48.30	ug/L	93
22) 2-Butanone	4.072	72	59323	55.15	ug/L #	67
23) cis-1,2-Dichloroethene	4.061	96	531984	52.55	ug/L #	85
24) Bromochloromethane	4.264	128	220948	53.65	ug/L #	68
25) Chloroform	4.328	83	826495	53.26	ug/L	99
28) 1,1,1-Trichloroethane	4.499	97	666872	48.60	ug/L	97
30) Carbon Tetrachloride	4.649	117	516205	46.96	ug/L	99
31) Benzene	4.825	78	1959132	51.41	ug/L	96
32) 1,2-Dichloroethane	4.841	62	546473	49.40	ug/L	98
33) Trichloroethene	5.406	130	491631	52.74	ug/L #	84
34) Methylcyclohexane	5.588	83	894011	52.73	ug/L	91
36) 1,2-Dichloropropane	5.614	63	500905	49.98	ug/L	96
38) Dibromomethane	5.721	93	276585	50.72	ug/L #	69
39) Bromodichloromethane	5.865	83	622202	48.64	ug/L	99
40) 2-Chloroethyl vinyl Ether	6.148	63	290294	52.71	ug/L	91
42) 1,1-Dichloropropene	4.643	75	672361	53.35	ug/L	91
43) cis-1,3-Dichloropropene	6.292	75	796361	49.11	ug/L	93

8/2 AB

Quantitation Report (QT Reviewed)

Data File: C:\msdchem\1\DATA\080210\V77183.D
DataAcq Meth:8260RUN.M
Acq On : 2 Aug 2010 2:48 pm
Sample : 50ppb mega CC
Misc :
ALS Vial : 3 Sample Multiplier: 1

Operator: Bill Brew
Inst : Instrument #1

Quant Time: Aug 02 15:08:03 2010
Quant Method : C:\msdchem\1\METHODS\071910.M
Quant Title : 8260/624 Analysis
QLast Update : Mon Jul 19 17:58:22 2010
Response via : Initial Calibration
Integrator: RTE

Compound	R.T.	QIon	Response	Conc Units	Dev(Min)
44) 4-Methyl-2-pentanone	6.442	43	463892m	49.00 ug/L	
46) Toluene	6.623	91	2053458	50.82 ug/L	99
47) trans-1,3-Dichloropropene	6.831	75	722421	50.80 ug/L	94
48) 1,1,2-Trichloroethane	7.018	97	444289	53.78 ug/L	95
49) 1,3-Dichloropropane	7.189	76	735204	53.69 ug/L	100
50) Tetrachloroethene	7.167	166	578031	51.22 ug/L	95
51) 2-Hexanone	7.274	43	374180	46.98 ug/L	96
52) Dibromochloromethane	7.418	129	437126	53.97 ug/L	99
53) 1,2-Dibromoethane	7.541	107	448237	54.86 ug/L	99
55) Chlorobenzene	8.048	112	1280912	50.76 ug/L	88
56) 1,1,1,2-Tetrachloroethane	8.133	131	429869	49.68 ug/L	95
57) Ethylbenzene	8.165	91	2223540	48.05 ug/L	96
58) m,p-Xylene	8.288	106	1820531	97.46 ug/L	92
59) o-Xylene	8.715	106	942372	47.13 ug/L	92
60) Styrene	8.726	104	1493899	48.62 ug/L	95
61) Bromoform	8.923	173	297332	43.64 ug/L	97
62) Isopropylbenzene	9.115	105	2338290	48.18 ug/L	95
63) 1,2,3-Trichloropropane	9.484	110	160891	48.79 ug/L #	62
65) Bromobenzene	9.441	156	575331	49.54 ug/L #	66
66) 1,1,2,2-Tetrachloroethane	9.436	83	584522	52.11 ug/L	95
67) n-Propylbenzene	9.564	91	2633381	48.51 ug/L	91
68) 2-Chlorotoluene	9.654	126	553451	48.18 ug/L #	68
69) 4-Chlorotoluene	9.777	126	541321	47.24 ug/L #	60
70) 1,3,5-Trimethylbenzene	9.761	105	1868899	47.68 ug/L	92
71) tert-Butylbenzene	10.124	134	445195	48.61 ug/L #	73
72) 1,2,4-Trimethylbenzene	10.177	105	1925630	46.26 ug/L	94
73) sec-Butylbenzene	10.370	105	2635641	48.65 ug/L	90
74) p-Isopropyltoluene	10.535	119	2144329	49.14 ug/L	93
76) 1,3-Dichlorobenzene	10.487	146	1135000	45.94 ug/L	96
77) 1,4-Dichlorobenzene	10.588	146	1091000	45.73 ug/L	98
78) n-Butylbenzene	10.994	91	2061354	46.08 ug/L	92
79) 1,2-Dichlorobenzene	10.999	146	1014410	44.79 ug/L	99
81) 1,2-Dibromo-3-Chloropr...	11.885	157	111591	44.34 ug/L #	80
82) 1,2,4-Trichlorobenzene	12.771	180	807743	43.21 ug/L	98
83) 1,2,3-Trichlorobenzene	13.267	180	711449	42.37 ug/L	96
84) Hexachlorobutadiene	12.953	225	508786	43.90 ug/L	99
85) Naphthalene	13.022	128	1590185	41.49 ug/L	99
86) Cyclohexane	4.552	56	713938	44.56 ug/L	86

(#) = qualifier out of range (m) = manual integration (+) = signals summed

Quantitation Report (QT Reviewed)

Data File: C:\msdchem\1\DATA\080210\V77183.D
DataAcq Meth:8260RUN.M
Acq On : 2 Aug 2010 2:48 pm
Sample : 50ppb mega CC
Misc :
ALS Vial : 3 Sample Multiplier: 1

Operator: Bill Brew
Inst : Instrument #1

Quant Time: Aug 02 15:08:03 2010
Quant Method : C:\msdchem\1\METHODS\071910.M
Quant Title : 8260/624 Analysis
QLast Update : Mon Jul 19 17:58:22 2010
Response via : Initial Calibration
Integrator: RTE

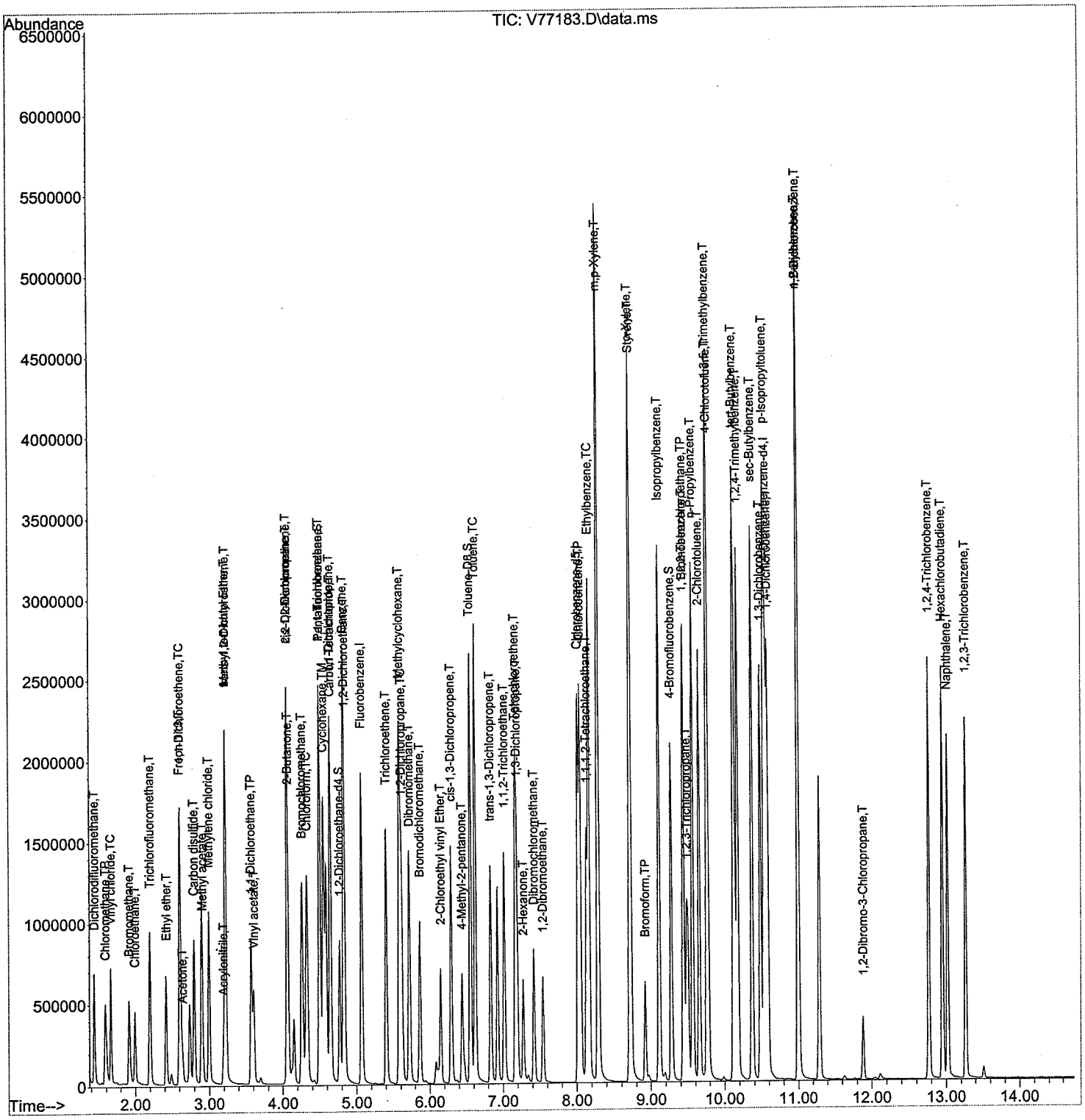

Evaluate Continuing Calibration Report

Data File: C:\msdchem\1\DATA\080510\V77300.D
DataAcq Meth:8260RUN.M
Acq On : 5 Aug 2010 2:43 pm
Operator: Bill Brew
Sample : 50ppb mega CC
Inst : Instrument #1
Misc :
ALS Vial : 3 Sample Multiplier: 1

Quant Time: Aug 05 14:58:48 2010
Quant Method : C:\msdchem\1\METHODS\080410a.M
Quant Title : 8260/624 Analysis
QLast Update : Thu Aug 05 12:44:28 2010
Response via : Initial Calibration
Integrator: RTE

Min. RRF : 0.000 Min. Rel. Area : 50% Max. R.T. Dev 0.50min
Max. RRF Dev : 20% Max. Rel. Area : 150%

		Compound	AvgRF	CCRF	%Dev	Area%	Dev(min)
1	I	Fluorobenzene	1.000	1.000	0.0	92	0.00
2	T	Dichlorodifluoromethane	0.307	0.315	-2.6	98	0.00
3	TP	Chloromethane	0.383	0.387	-1.0	96	0.02
4	TC	Vinyl chloride	0.345	0.348	-0.9	96	0.00
5	T	Bromomethane	0.184	0.205	-11.4	103	0.03
6	T	Chloroethane	0.251	0.207	17.5	95	0.02
7	T	Trichlorofluoromethane	0.425	0.453	-6.6	101	0.01
8	T	Ethyl ether	0.203	0.200	1.5	92	0.00
9	T	Freon 113	0.206	0.210	-1.9	98	0.01
10	TC	1,1-Dichloroethene	0.317	0.324	-2.2	98	0.01
11	T	Acetone	0.244	0.093	61.9#	84	0.00
12	T	Carbon disulfide	0.666	0.671	-0.8	95	0.00
13	T	Methyl acetate	0.160	0.154	3.8	95	0.00
14	T	Methylene chloride	0.334	0.282	15.6	93	0.01
15	T	Acrylonitrile	0.091	0.088	3.3	94	0.00
16	UN	tert-Butyl Alcohol	0.000	0.012	0.0	0#	0.02
17	T	Methyl tert-butyl Ether	0.729	0.716	1.8	95	0.00
18	T	trans-1,2-Dichloroethene	0.324	0.323	0.3	95	0.00
19	TP	1,1-Dichloroethane	0.488	0.492	-0.8	96	0.00
20	T	Vinyl acetate	0.418	0.439	-5.0	100	0.00
21	T	2,2-Dichloropropane	0.383	0.426	-11.2	105	0.01
22	T	2-Butanone	0.038	0.039	-2.6	104	0.00
23	T	cis-1,2-Dichloroethene	0.336	0.347	-3.3	101	0.00
24	T	Bromochloromethane	0.139	0.146	-5.0	98	0.00
25	TC	Chloroform	0.533	0.547	-2.6	100	0.00
26	S	Pentafluorobenzene	0.544	0.561	-3.1	98	0.00
27	UN	Tetrahydrofuran	0.000	0.000	0.0	0#	-5.07#
28	T	1,1,1-Trichloroethane	0.401	0.436	-8.7	102	0.01
29	S	1,2-Dichloroethane-d4	0.304	0.299	1.6	96	0.01
30	T	Carbon Tetrachloride	0.304	0.338	-11.2	102	0.00
31	T	Benzene	1.191	1.239	-4.0	99	0.00
32	T	1,2-Dichloroethane	0.341	0.346	-1.5	98	0.00
33	T	Trichloroethene	0.295	0.319	-8.1	100	0.00
34	T	Methylcyclohexane	0.495	0.538	-8.7	99	0.01
35	UN	Ethyl acetate	0.000	1.555	0.0	0#	0.00
36	TC	1,2-Dichloropropane	0.311	0.317	-1.9	97	0.00
37	UN	Isobutyl alcohol	0.000	0.335	0.0	0#	0.00
38	T	Dibromomethane	0.172	0.181	-5.2	99	0.00
39	T	Bromodichloromethane	0.376	0.409	-8.8	100	0.00
40	T	2-Chloroethyl vinyl Ether	0.161	0.178	-10.6	98	0.00
41	UN	Isopropyl acetate	0.000	2.967	0.0	0#	0.00
42	T	1,1-Dichloropropene	0.386	0.400	-3.6	99	0.00
43	T	cis-1,3-Dichloropropene	0.456	0.495	-8.6	98	0.00
44	T	4-Methyl-2-pentanone	0.253	0.266	-5.1	96	0.00
45	S	Toluene-D8	1.026	1.079	-5.2	100	0.00
46	TC	Toluene	1.252	1.255	-0.2	97	0.00
47	T	trans-1,3-Dichloropropene	0.387	0.443	-14.5	100	0.00

8/5 AB

Evaluate Continuing Calibration Report

Data File: C:\msdchem\1\DATA\080510\V77300.D
DataAcq Meth:8260RUN.M
Acq On : 5 Aug 2010 2:43 pm
Operator: Bill Brew
Sample : 50ppb mega CC
Inst : Instrument #1
Misc :
ALS Vial : 3 Sample Multiplier: 1

Quant Time: Aug 05 14:58:48 2010
Quant Method : C:\msdchem\1\METHODS\080410a.M
Quant Title : 8260/624 Analysis
QLast Update : Thu Aug 05 12:44:28 2010
Response via : Initial Calibration
Integrator: RTE

Min. RRF : 0.000 Min. Rel. Area : 50% Max. R.T. Dev 0.50min
Max. RRF Dev : 20% Max. Rel. Area : 150%

		Compound	AvgRF	CCRF	%Dev	Area%	Dev(min)
48	T	1,1,2-Trichloroethane	0.273	0.277	-1.5	99	0.00
49	T	1,3-Dichloropropane	0.448	0.461	-2.9	99	0.00
50	T	Tetrachloroethene	0.357	0.375	-5.0	100	0.00
51	T	2-Hexanone	0.214	0.237	-10.7	105	0.00
52	T	Dibromochloromethane	0.250	0.284	-13.6	100	0.00
53	T	1,2-Dibromoethane	0.263	0.282	-7.2	101	0.00
54	I	Chlorobenzene-d5	1.000	1.000	0.0	96	0.00
55	TP	Chlorobenzene	0.910	0.924	-1.5	101	0.00
56	T	1,1,1,2-Tetrachloroethane	0.295	0.317	-7.5	101	0.00
57	TC	Ethylbenzene	1.559	1.650	-5.8#	102	0.00
58	T	m,p-Xylene	0.631	0.636	-0.8	98	0.00
59	T	o-Xylene	0.645	0.657	-1.9	102	0.00
60	T	Styrene	1.036	1.070	-3.3	101	0.00
61	TP	Bromoform	0.199	0.220	-10.6	100	0.00
62	T	Isopropylbenzene	1.590	1.693	-6.5	103	0.00
63	T	1,2,3-Trichloropropane	0.117	0.118	-0.9	102	0.00
64	S	4-Bromofluorobenzene	0.512	0.503	1.8	104	0.00
65	T	Bromobenzene	0.418	0.421	-0.7	101	0.00
66	TP	1,1,2,2-Tetrachloroethane	0.416	0.422	-1.4	102	0.00
67	T	n-Propylbenzene	1.852	1.943	-4.9	103	0.00
68	T	2-Chlorotoluene	0.389	0.405	-4.1	101	0.00
69	T	4-Chlorotoluene	0.395	0.404	-2.3	102	0.00
70	T	1,3,5-Trimethylbenzene	1.293	1.404	-8.6	102	0.00
71	T	tert-Butylbenzene	0.312	0.329	-5.4	102	0.00
72	T	1,2,4-Trimethylbenzene	1.355	1.426	-5.2	100	0.00
73	T	sec-Butylbenzene	1.784	1.936	-8.5	101	0.00
74	T	p-Isopropyltoluene	1.437	1.558	-8.4	105	0.00
75	I	1,4-Dichlorobenzene-d4	1.000	1.000	0.0	96	0.00
76	T	1,3-Dichlorobenzene	1.484	1.547	-4.2	104	0.00
77	T	1,4-Dichlorobenzene	1.450	1.456	-0.4	100	0.00
78	T	n-Butylbenzene	2.625	2.796	-6.5	103	0.00
79	T	1,2-Dichlorobenzene	1.384	1.373	0.8	99	0.00
80	UN	Tetraethyllead	0.000	0.000	0.0	0#	-12.52#
81	T	1,2-Dibromo-3-Chloropropane	0.138	0.149	-8.0	100	0.00
82	T	1,2,4-Trichlorobenzene	1.070	1.085	-1.4	100	0.00
83	T	1,2,3-Trichlorobenzene	0.983	0.976	0.7	97	0.00
84	T	Hexachlorobutadiene	0.688	0.697	-1.3	101	0.00
85	T	Naphthalene	2.096	2.097	-0.0	95	0.00
86	TM	Cyclohexane	0.870	0.944	-8.5	115	0.00

8/5 AM

(#) = Out of Range SPCC's out = 0 CCC's out = 1

Quantitation Report (QT Reviewed)

Data File: C:\msdchem\1\DATA\080510\V77300.D
DataAcq Meth:8260RUN.M
Acq On : 5 Aug 2010 2:43 pm
Sample : 50ppb mega CC
Misc :
ALS Vial : 3 Sample Multiplier: 1

Operator: Bill Brew
Inst : Instrument #1

Quant Time: Aug 05 14:58:48 2010
Quant Method : C:\msdchem\1\METHODS\080410a.M
Quant Title : 8260/624 Analysis
QLast Update : Thu Aug 05 12:44:28 2010
Response via : Initial Calibration
Integrator: RTE

Compound	R.T.	QIon	Response	Conc	Units	Dev(Min)
Internal Standards						
1) Fluorobenzene	5.069	96	971244	50.00	ug/L	0.00
54) Chlorobenzene-d5	8.021	117	873749	50.00	ug/L	0.00
75) 1,4-Dichlorobenzene-d4	10.561	152	485891	50.00	ug/L	0.00
System Monitoring Compounds						
26) Pentafluorobenzene	4.504	168	544933	51.62	ug/L	0.00
Spiked Amount 50.000	Range 70 - 123		Recovery = 103.24%			
29) 1,2-Dichloroethane-d4	4.776	65	290517	49.17	ug/L	0.01
Spiked Amount 50.000	Range 71 - 106		Recovery = 98.34%			
45) Toluene-D8	6.558	98	1048285	52.58	ug/L	0.00
Spiked Amount 50.000	Range 70 - 113		Recovery = 105.16%			
64) 4-Bromofluorobenzene	9.275	95	439822	49.16	ug/L	0.00
Spiked Amount 50.000	Range 67 - 107		Recovery = 98.32%			
Target Compounds						Qvalue
2) Dichlorodifluoromethane	1.440	85	306238	51.30	ug/L	99
3) Chloromethane	1.590	50	375891	50.58	ug/L	98
4) Vinyl chloride	1.664	62	337874	50.38	ug/L	99
5) Bromomethane	1.921	94	199411	49.44	ug/L	99
6) Chloroethane	1.995	64	200663	50.28	ug/L	98
7) Trichlorofluoromethane	2.198	101	440312	53.31	ug/L	98
8) Ethyl ether	2.422	59	194190	49.15	ug/L	100
9) Freon 113	2.609	101	204144	51.08	ug/L	95
10) 1,1-Dichloroethene	2.614	61	314678	51.09	ug/L	86
11) Acetone	2.641	43	90748	40.69	ug/L	96
12) Carbon disulfide	2.796	76	651831	50.37	ug/L	100
13) Methyl acetate	2.908	43	149784	48.14	ug/L	94
14) Methylene chloride	2.999	84	274221	50.31	ug/L	89
15) Acrylonitrile	3.196	53	85266	48.12	ug/L	99
17) Methyl tert-butyl Ether	3.223	73	695896	49.16	ug/L	96
18) trans-1,2-Dichloroethene	3.223	61	313299	49.83	ug/L	84
19) 1,1-Dichloroethane	3.570	63	477480	50.39	ug/L	98
20) Vinyl acetate	3.602	43	426662	52.53	ug/L	93
21) 2,2-Dichloropropane	4.066	77	414055	55.59	ug/L	95
22) 2-Butanone	4.071	72	38255	51.47	ug/L #	62
23) cis-1,2-Dichloroethene	4.061	96	336785	51.55	ug/L #	84
24) Bromochloromethane	4.269	128	141632	52.33	ug/L #	70
25) Chloroform	4.333	83	531185	51.27	ug/L	97
28) 1,1,1-Trichloroethane	4.504	97	423139	54.35	ug/L	95
30) Carbon Tetrachloride	4.648	117	328027	55.56	ug/L	98
31) Benzene	4.829	78	1203568	52.01	ug/L	95
32) 1,2-Dichloroethane	4.840	62	336115	50.77	ug/L	98
33) Trichloroethene	5.406	130	309738	54.14	ug/L #	86
34) Methylcyclohexane	5.592	83	522934	54.42	ug/L	90
36) 1,2-Dichloropropane	5.614	63	308292	50.99	ug/L	98
38) Dibromomethane	5.720	93	175984	52.68	ug/L #	70
39) Bromodichloromethane	5.865	83	396840	54.38	ug/L	97
40) 2-Chloroethyl vinyl Ether	6.147	63	173252	55.31	ug/L	90
42) 1,1-Dichloropropene	4.642	75	388596	51.77	ug/L	93
43) cis-1,3-Dichloropropene	6.291	75	480595	54.24	ug/L	93

8/5 AB

Quantitation Report (QT Reviewed)

Data File: C:\msdchem\1\DATA\080510\V77300.D
DataAcq Meth:8260RUN.M
Acq On : 5 Aug 2010 2:43 pm
Operator: Bill Brew
Sample : 50ppb mega CC
Inst : Instrument #1
Misc :
ALS Vial : 3 Sample Multiplier: 1

Quant Time: Aug 05 14:58:48 2010
Quant Method : C:\msdchem\1\METHODS\080410a.M
Quant Title : 8260/624 Analysis
QLast Update : Thu Aug 05 12:44:28 2010
Response via : Initial Calibration
Integrator: RTE

Compound	R.T.	QIon	Response	Conc Units	Dev(Min)
44) 4-Methyl-2-pentanone	6.441	43	258518m	52.65 ug/L	
46) Toluene	6.622	91	1218859	50.11 ug/L	98
47) trans-1,3-Dichloropropene	6.836	75	430343	57.24 ug/L	94
48) 1,1,2-Trichloroethane	7.017	97	268778	50.72 ug/L	94
49) 1,3-Dichloropropane	7.193	76	447602	51.48 ug/L	100
50) Tetrachloroethene	7.172	166	364583	52.64 ug/L	95
51) 2-Hexanone	7.273	43	230578	55.59 ug/L	94
52) Dibromochloromethane	7.418	129	276294	56.80 ug/L	99
53) 1,2-Dibromoethane	7.540	107	274365	53.73 ug/L	100
55) Chlorobenzene	8.053	112	807385	50.78 ug/L	86
56) 1,1,1,2-Tetrachloroethane	8.133	131	277396	53.79 ug/L	95
57) Ethylbenzene	8.165	91	1441250	52.91 ug/L	95
58) m,p-Xylene	8.293	106	1110704	100.72 ug/L	90
59) o-Xylene	8.714	106	574211	50.95 ug/L #	86
60) Styrene	8.730	104	935195	51.66 ug/L	95
61) Bromoform	8.923	173	191924	47.94 ug/L	97
62) Isopropylbenzene	9.115	105	1479535	53.25 ug/L	95
63) 1,2,3-Trichloropropane	9.488	110	103008	50.23 ug/L #	67
65) Bromobenzene	9.446	156	367604	50.30 ug/L #	68
66) 1,1,2,2-Tetrachloroethane	9.435	83	368760	50.71 ug/L	96
67) n-Propylbenzene	9.568	91	1698086	52.46 ug/L	89
68) 2-Chlorotoluene	9.654	126	354267	52.11 ug/L #	70
69) 4-Chlorotoluene	9.776	126	352702	51.16 ug/L #	54
70) 1,3,5-Trimethylbenzene	9.760	105	1227097	54.32 ug/L	92
71) tert-Butylbenzene	10.123	134	287512	52.81 ug/L #	74
72) 1,2,4-Trimethylbenzene	10.177	105	1245681	52.61 ug/L	93
73) sec-Butylbenzene	10.369	105	1691376	54.25 ug/L	90
74) p-Isopropyltoluene	10.534	119	1361234	54.21 ug/L	93
76) 1,3-Dichlorobenzene	10.486	146	751614	52.13 ug/L	96
77) 1,4-Dichlorobenzene	10.588	146	707547	50.20 ug/L	98
78) n-Butylbenzene	10.993	91	1358662	53.26 ug/L	93
79) 1,2-Dichlorobenzene	11.004	146	666917	49.59 ug/L	99
81) 1,2-Dibromo-3-Chloropr...	11.884	157	72444	51.37 ug/L #	82
82) 1,2,4-Trichlorobenzene	12.770	180	527306	50.72 ug/L	98
83) 1,2,3-Trichlorobenzene	13.267	180	474047	49.63 ug/L	98
84) Hexachlorobutadiene	12.952	225	338630	50.65 ug/L	98
85) Naphthalene	13.021	128	1018891	50.03 ug/L	100
86) Cyclohexane	4.552	56	458507	54.20 ug/L #	83

(#) = qualifier out of range (m) = manual integration (+) = signals summed

Quantitation Report (QT Reviewed)

Data File: C:\msdchem\1\DATA\080510\V77300.D
DataAcq Meth:8260RUN.M
Acq On : 5 Aug 2010 2:43 pm
Sample : 50ppb mega CC
Misc :
ALS Vial : 3 Sample Multiplier: 1

Operator: Bill Brew
Inst : Instrument #1

Quant Time: Aug 05 14:58:48 2010
Quant Method : C:\msdchem\1\METHODS\080410a.M
Quant Title : 8260/624 Analysis
QLast Update : Thu Aug 05 12:44:28 2010
Response via : Initial Calibration
Integrator: RTE

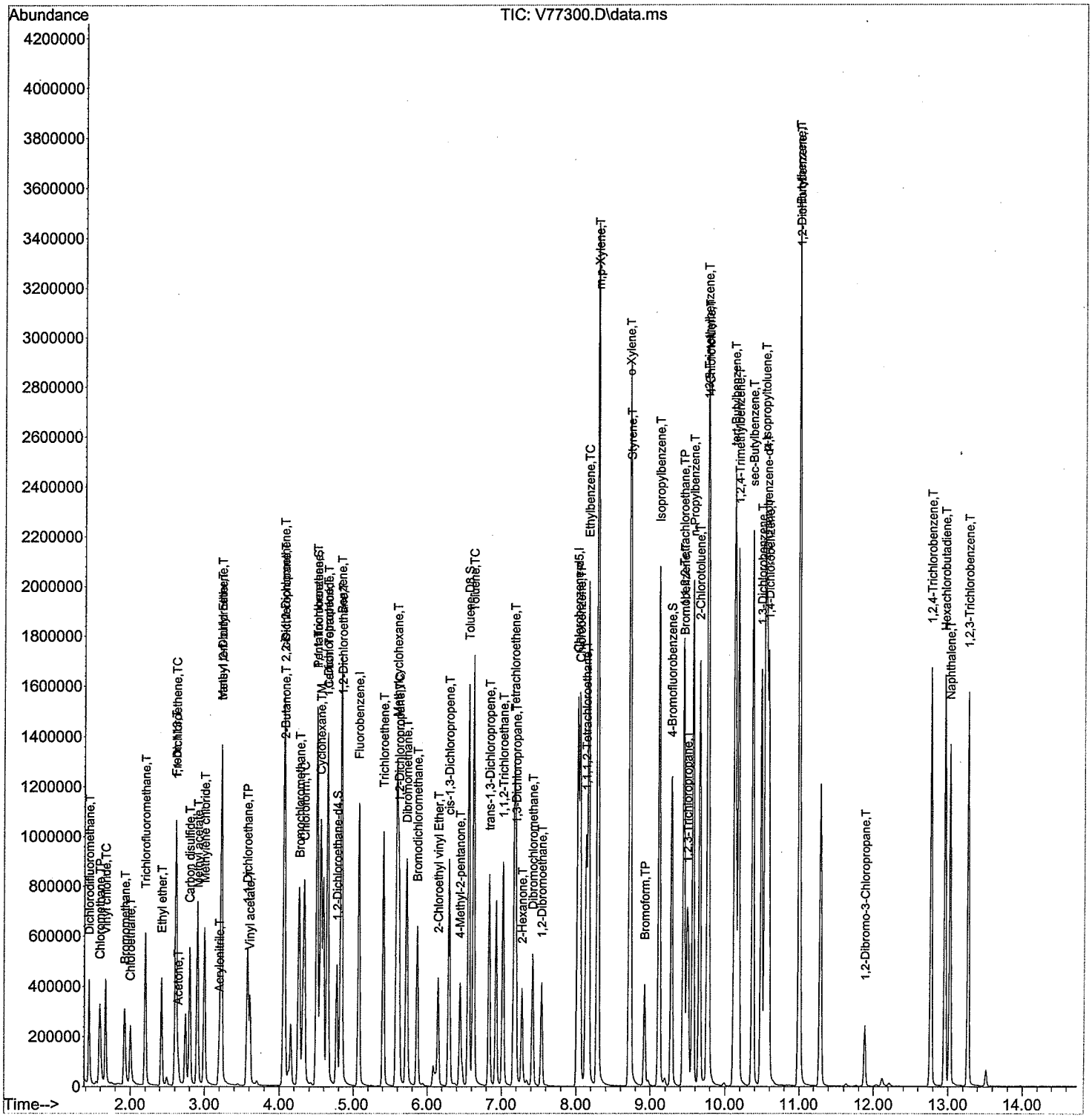

VOLATILE ORGANICS

RAW QC DATA

Data Path : C:\msdchem\1\DATA\071910\
Data File : V76755.D
Acq On : 19 Jul 2010 1:51 pm
Operator : Bill Brew
Sample : 50ng BFB
Misc :
ALS Vial : 2 Sample Multiplier: 1

Integration File: rteint.p

Method : C:\msdchem\1\METHODS\071410.M
Title : 8260/624 Analysis
Last Update : Wed Jul 14 17:13:57 2010

7/19 BB

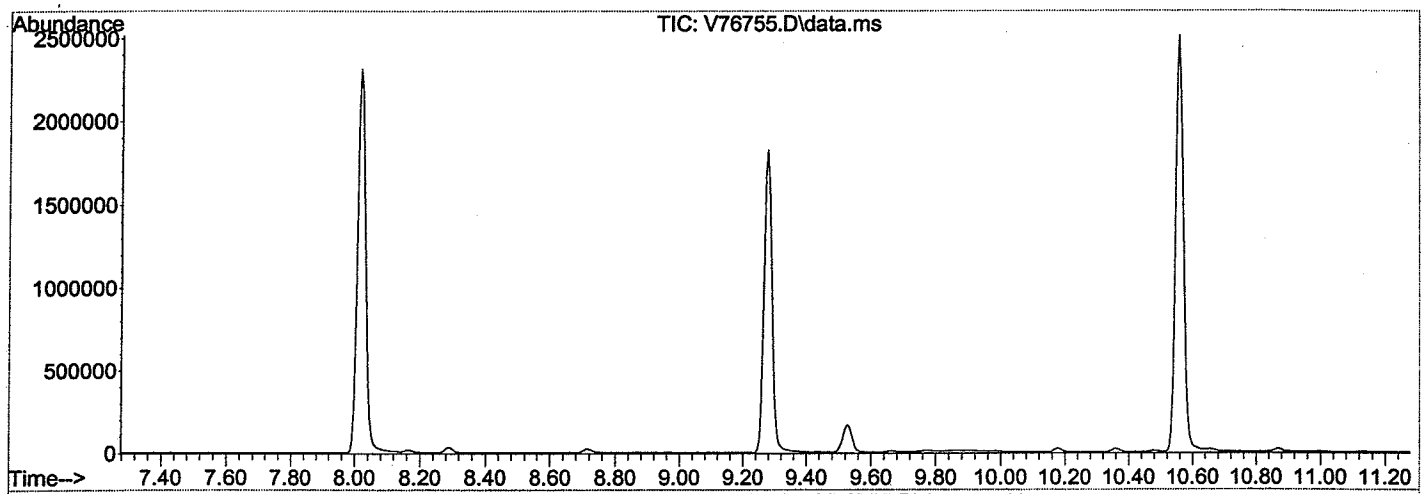

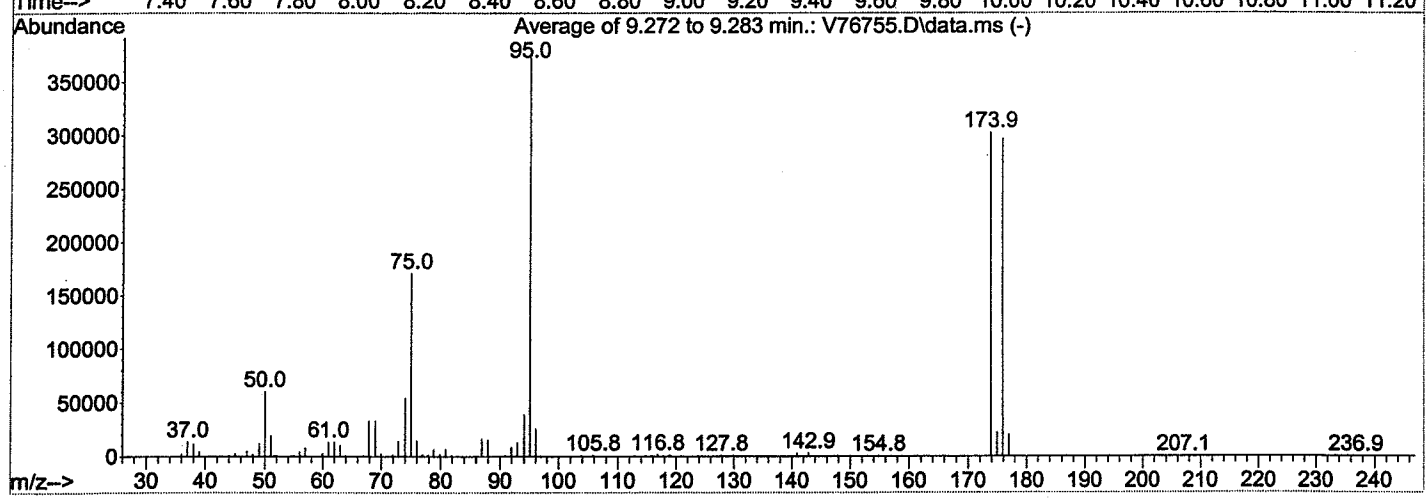

AutoFind: Scans 1480, 1481, 1482; Background Corrected with Scan 1469

Target Mass	Rel. to Mass	Lower Limit%	Upper Limit%	Rel. Abn%	Raw Abn	Result Pass/Fail
50	95	15	40	16.2	60370	PASS
75	95	30	60	45.8	170901	PASS
95	95	100	100	100.0	372842	PASS
96	95	5	9	6.9	25864	PASS
173	174	0.00	2	0.0	0	PASS
174	95	50	100	81.2	302848	PASS
175	174	5	9	7.3	22144	PASS
176	174	95	101	98.0	296853	PASS
177	176	5	9	6.8	20050	PASS

Data Path : C:\msdchem\1\DATA\072610\
Data File : V77005.D
Acq On : 27 Jul 2010 2:09 am
Operator : Bill Brew
Sample : 50ng BFB
Misc :
ALS Vial : 33 Sample Multiplier: 1

Integration File: rteint.p

Method : C:\msdchem\1\METHODS\071910.M
Title : 8260/624 Analysis
Last Update : Mon Jul 19 17:58:22 2010

7/27 BB

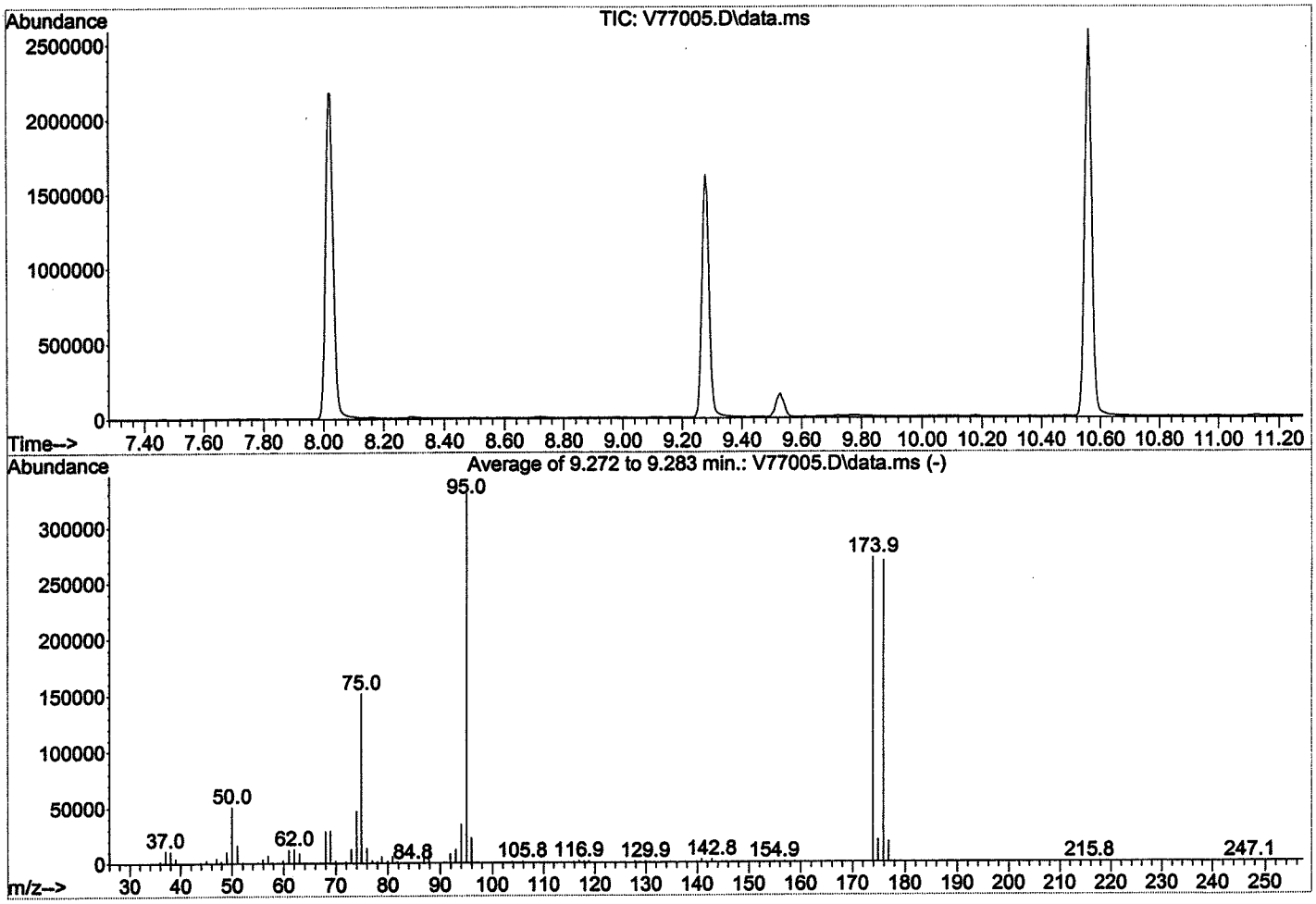

AutoFind: Scans 1480, 1481, 1482; Background Corrected with Scan 1471

Target Mass	Rel. to Mass	Lower Limit%	Upper Limit%	Rel. Abn%	Raw Abn	Result Pass/Fail
50	95	15	40	15.3	50490	PASS
75	95	30	60	45.9	151424	PASS
95	95	100	100	100.0	330074	PASS
96	95	5	9	6.8	22434	PASS
173	174	0.00	2	0.2	613	PASS
174	95	50	100	82.4	272085	PASS
175	174	5	9	7.3	19808	PASS
176	174	95	101	98.9	269034	PASS
177	176	5	9	6.7	18107	PASS

Data Path : C:\msdchem\1\DATA\072810\
Data File : V77076.D
Acq On : 28 Jul 2010 11:43 am
Operator : M.Miller
Sample : 50ng BFB
Misc :
ALS Vial : 47 Sample Multiplier: 1

Integration File: rteint.p

Method : C:\msdchem\1\METHODS\071910.M
Title : 8260/624 Analysis
Last Update : Wed Jul 28 11:45:14 2010

7/28 MB

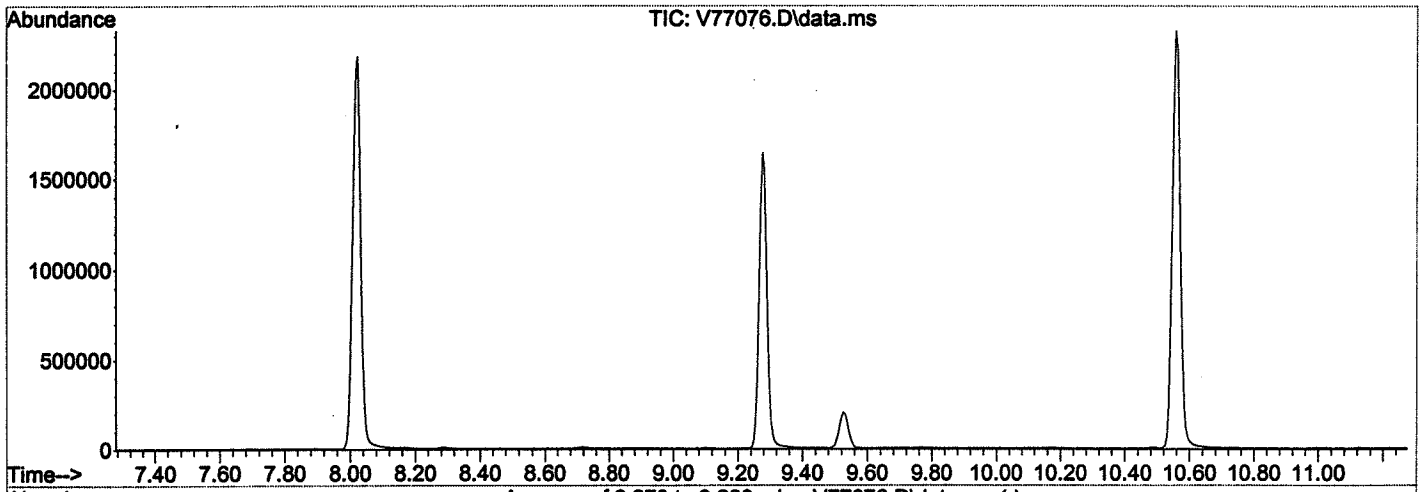

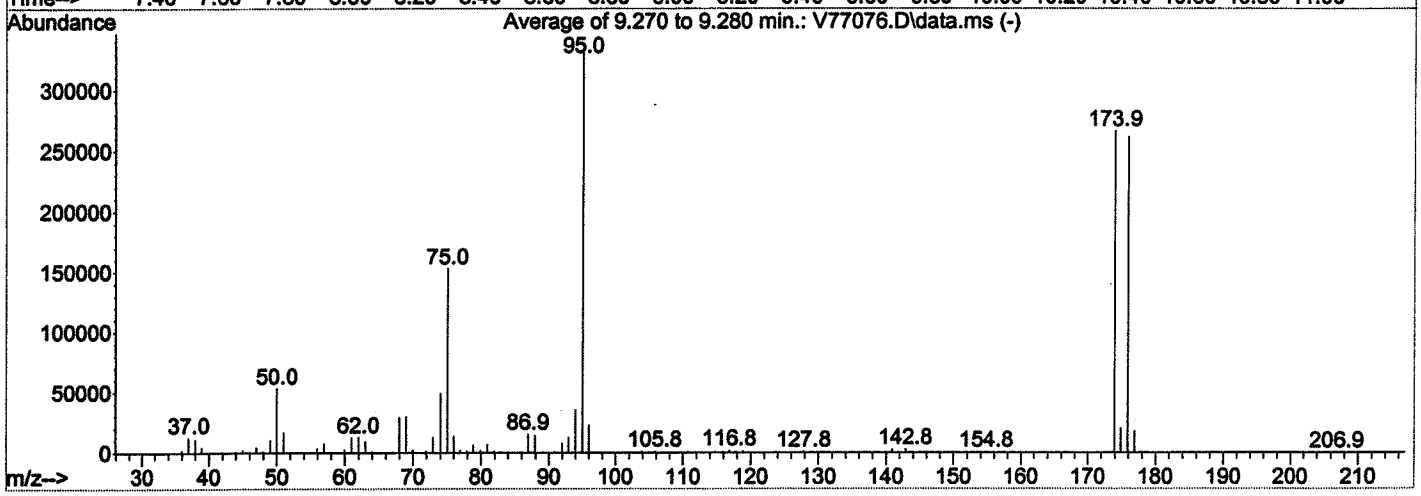

AutoFind: Scans 1480, 1481, 1482; Background Corrected with Scan 1470

Target Mass	Rel. to Mass	Lower Limit%	Upper Limit%	Rel. Abn%	Raw Abn	Result Pass/Fail
50	95	15	40	16.2	53365	PASS
75	95	30	60	46.3	153002	PASS
95	95	100	100	100.0	330389	PASS
96	95	5	9	6.9	22640	PASS
173	174	0.00	2	0.0	0	PASS
174	95	50	100	80.6	266218	PASS
175	174	5	9	7.5	20037	PASS
176	174	95	101	98.1	261290	PASS
177	176	5	9	6.8	17725	PASS

BFB

Data Path : C:\msdchem\1\DATA\072810\
Data File : V77105.D
Acq On : 28 Jul 2010 11:20 pm
Operator : Bill Brew
Sample : 50ng BFB
Misc :
ALS Vial : 2 Sample Multiplier: 1

Integration File: rteint.p

Method : C:\msdchem\1\METHODS\071910.M
Title : 8260/624 Analysis
Last Update : Wed Jul 28 18:28:04 2010

7/29 AB

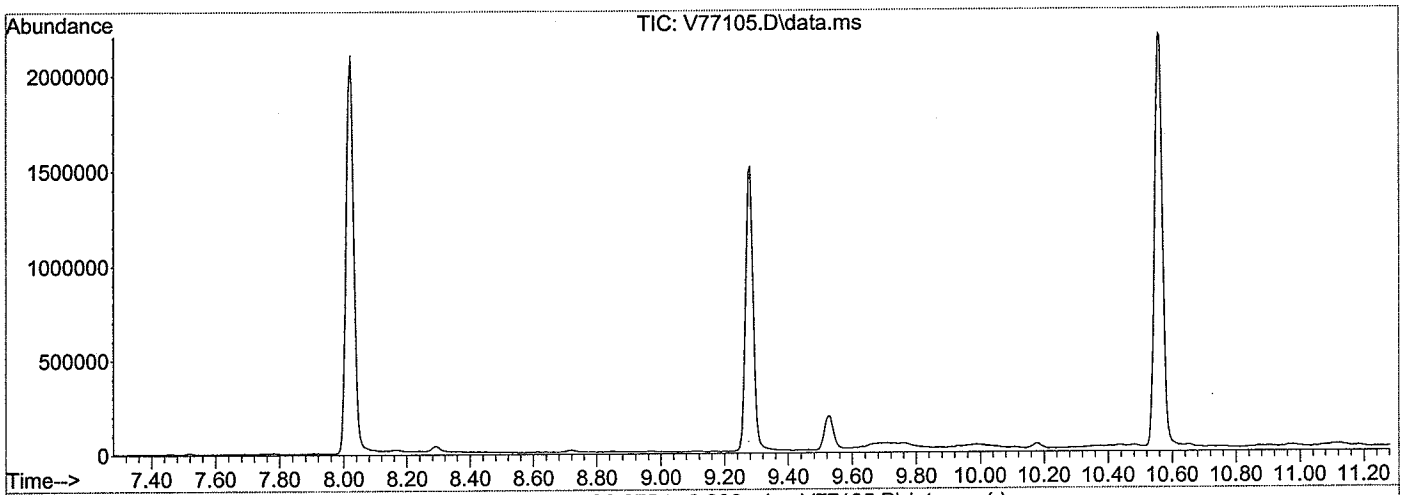

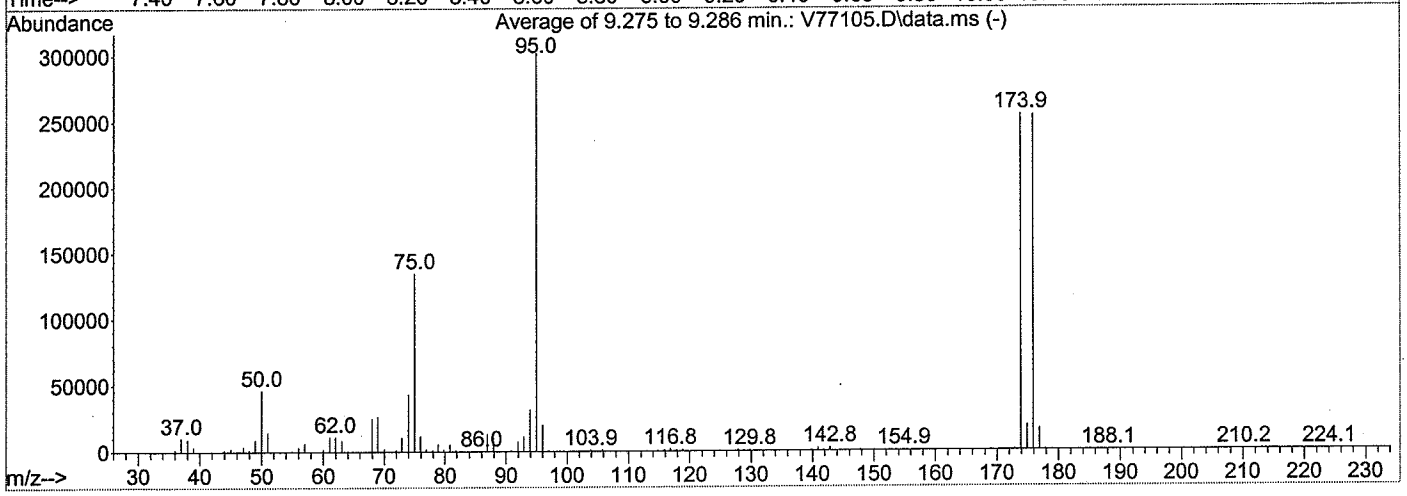

AutoFind: Scans 1481, 1482, 1483; Background Corrected with Scan 1471

Target Mass	Rel. to Mass	Lower Limit%	Upper Limit%	Rel. Abn%	Raw Abn	Result Pass/Fail
50	95	15	40	15.3	46154	PASS
75	95	30	60	44.6	134661	PASS
95	95	100	100	100.0	301693	PASS
96	95	5	9	6.6	19862	PASS
173	174	0.00	2	0.4	1088	PASS
174	95	50	100	84.4	254741	PASS
175	174	5	9	7.3	18720	PASS
176	174	95	101	99.8	254314	PASS
177	176	5	9	6.4	16222	PASS

Data Path : C:\msdchem\1\DATA\073010\
Data File : V77156.D
Acq On : 30 Jul 2010 1:44 pm
Operator : Bill Brew
Sample : 50ng BFB
Misc :
ALS Vial : 2 Sample Multiplier: 1

Integration File: rteint.p

Method : C:\msdchem\1\METHODS\071910.M
Title : 8260/624 Analysis
Last Update : Mon Jul 19 17:58:22 2010

7/30 AB

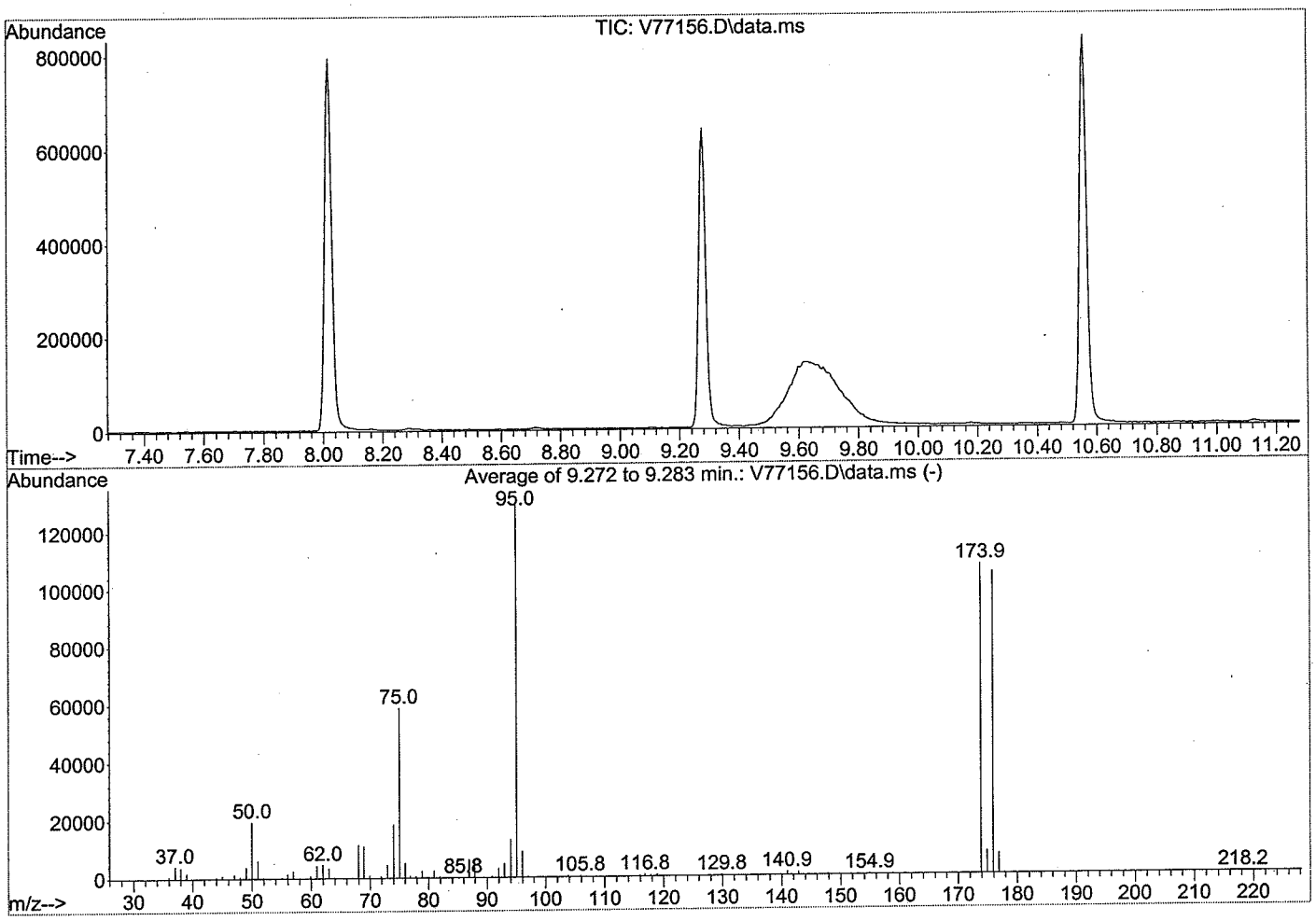

AutoFind: Scans 1480, 1481, 1482; Background Corrected with Scan 1470

Target Mass	Rel. to Mass	Lower Limit%	Upper Limit%	Rel. Abn%	Raw Abn	Result Pass/Fail
50	95	15	40	15.2	19610	PASS
75	95	30	60	45.6	58813	PASS
95	95	100	100	100.0	128933	PASS
96	95	5	9	7.1	9155	PASS
173	174	0.00	2	0.0	0	PASS
174	95	50	100	83.3	107408	PASS
175	174	5	9	7.4	7932	PASS
176	174	95	101	97.5	104720	PASS
177	176	5	9	6.7	6986	PASS

Data Path : C:\msdchem\1\DATA\080210\
Data File : V77182.D
Acq On : 2 Aug 2010 2:25 pm
Operator : Bill Brew
Sample : 50ng BFB
Misc :
ALS Vial : 2 Sample Multiplier: 1

Integration File: rteint.p

Method : C:\msdchem\1\METHODS\071910.M
Title : 8260/624 Analysis
Last Update : Mon Jul 19 17:58:22 2010

8/2 MB

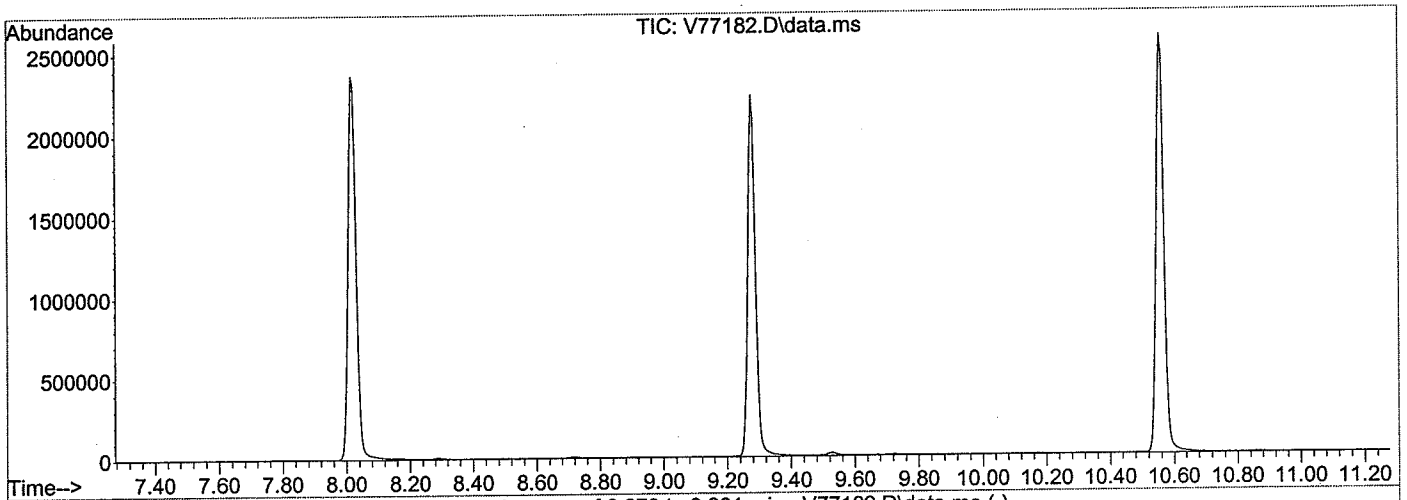

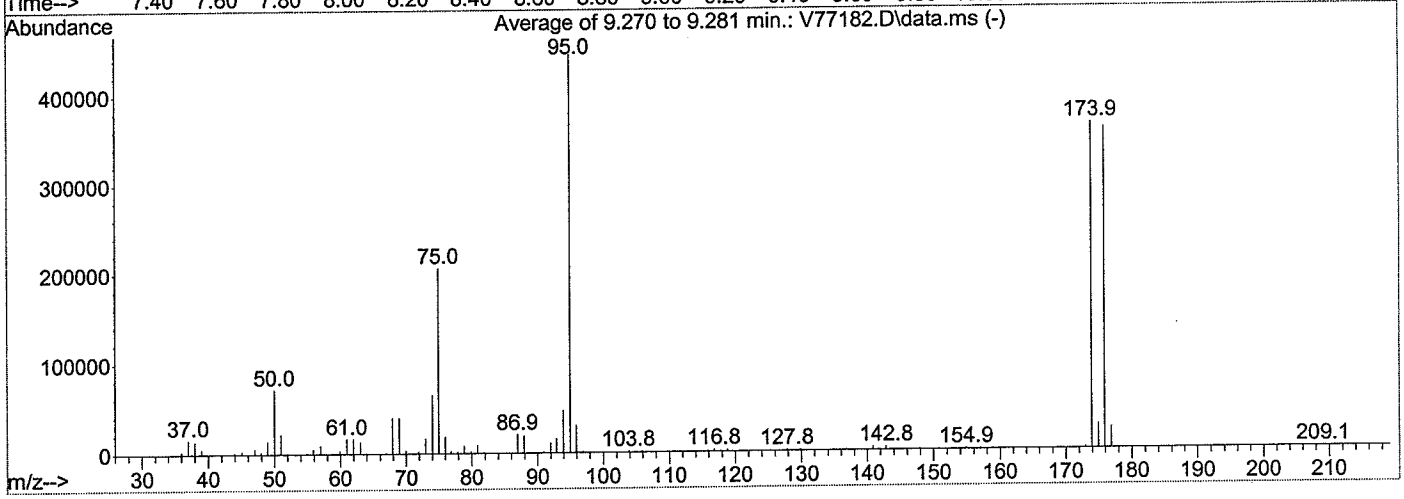

AutoFind: Scans 1480, 1481, 1482; Background Corrected with Scan 1471

Target Mass	Rel. to Mass	Lower Limit%	Upper Limit%	Rel. Abn%	Raw Abn	Result Pass/Fail
50	95	15	40	16.1	71573	PASS
75	95	30	60	46.3	206250	PASS
95	95	100	100	100.0	445226	PASS
96	95	5	9	6.8	30338	PASS
173	174	0.00	2	0.4	1402	PASS
174	95	50	100	81.9	364821	PASS
175	174	5	9	7.5	27328	PASS
176	174	95	101	98.5	359338	PASS
177	176	5	9	6.6	23778	PASS

Data Path : C:\msdchem\1\DATA\080410\
Data File : V77258.D
Acq On : 4 Aug 2010 2:04 pm
Operator : Bill Brew
Sample : 50ng BFB
Misc :
ALS Vial : 2 Sample Multiplier: 1

Integration File: rteint.p

Method : C:\msdchem\1\METHODS\071910.M
Title : 8260/624 Analysis
Last Update : Mon Jul 19 17:58:22 2010

8/4 BB

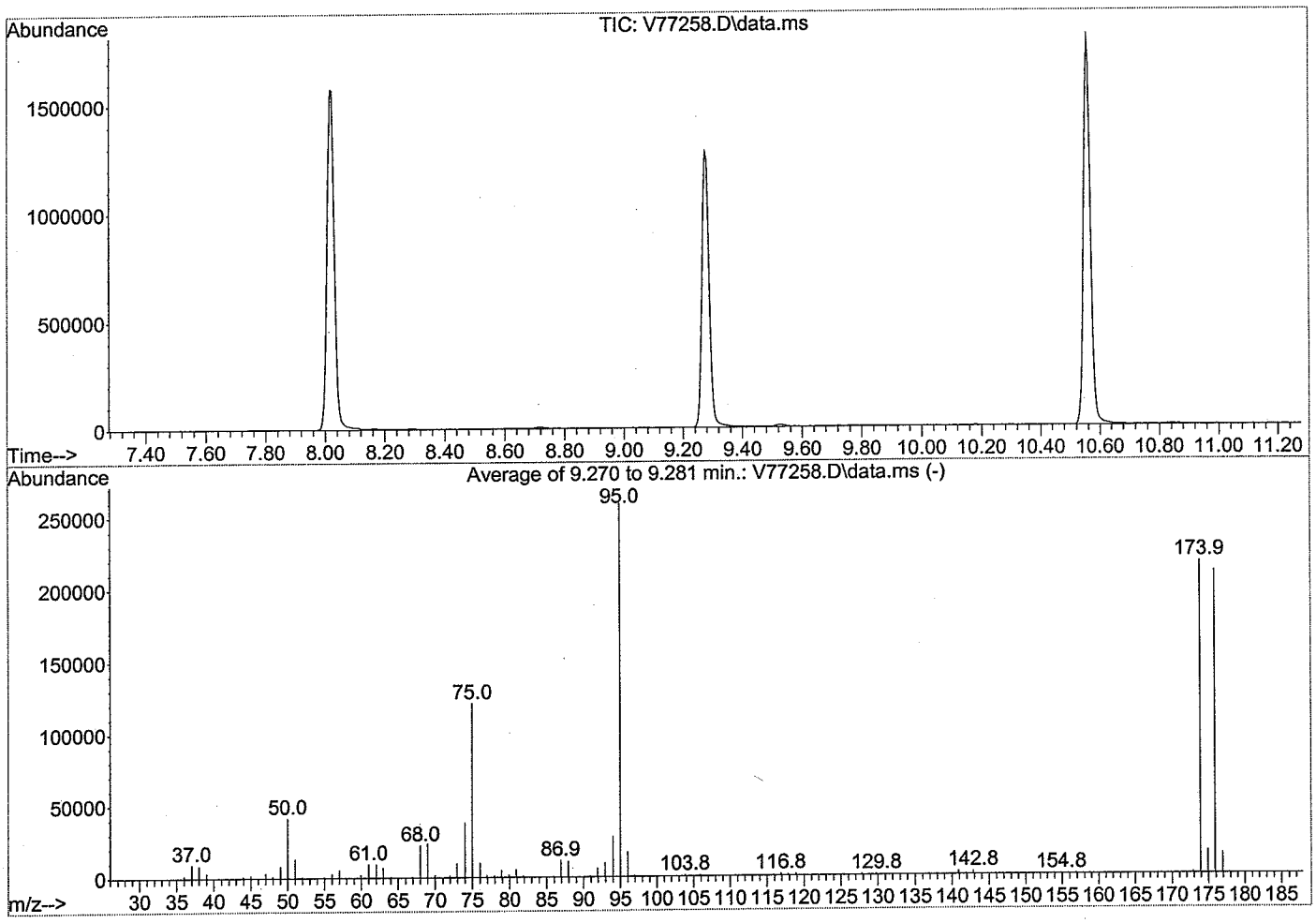

AutoFind: Scans 1480, 1481, 1482; Background Corrected with Scan 1471

Target Mass	Rel. to Mass	Lower Limit%	Upper Limit%	Rel. Abn%	Raw Abn	Result Pass/Fail
50	95	15	40	16.0	41450	PASS
75	95	30	60	46.8	121050	PASS
95	95	100	100	100.0	258880	PASS
96	95	5	9	6.5	16946	PASS
173	174	0.00	2	0.6	1250	PASS
174	95	50	100	83.8	216938	PASS
175	174	5	9	7.3	15775	PASS
176	174	95	101	97.0	210453	PASS
177	176	5	9	6.8	14210	PASS

Data Path : C:\msdchem\1\DATA\080510\
Data File : V77299.D
Acq On : 5 Aug 2010 2:19 pm
Operator : Bill Brew
Sample : 50ng BFB
Misc :
ALS Vial : 2 Sample Multiplier: 1

Integration File: rteint.p

Method : C:\msdchem\1\METHODS\080410a.M
Title : 8260/624 Analysis
Last Update : Thu Aug 05 12:44:28 2010

8/5 BB

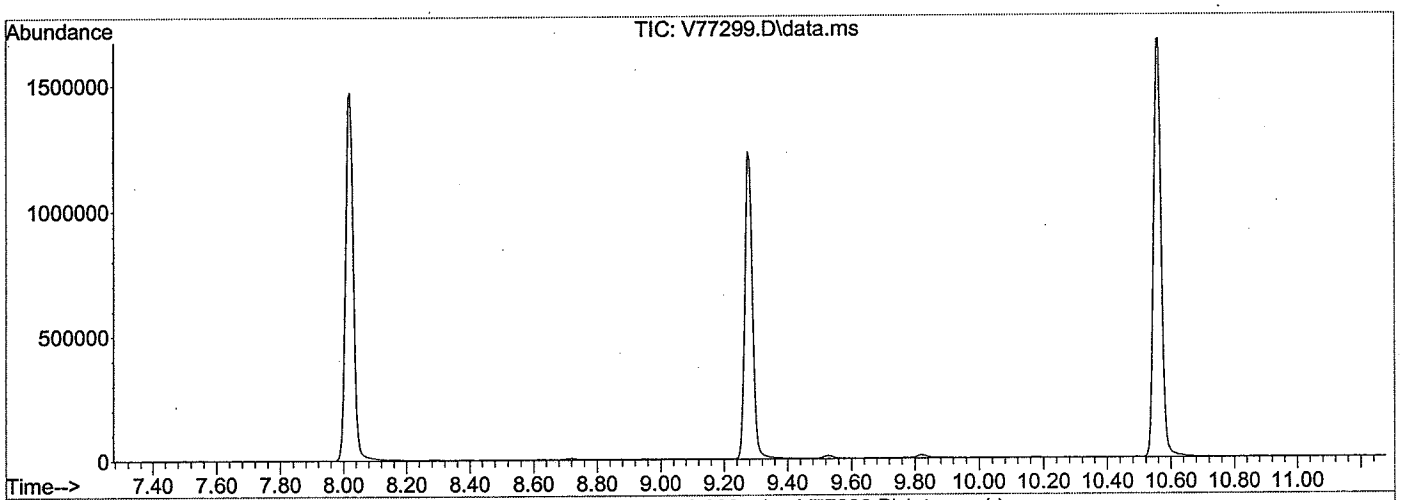

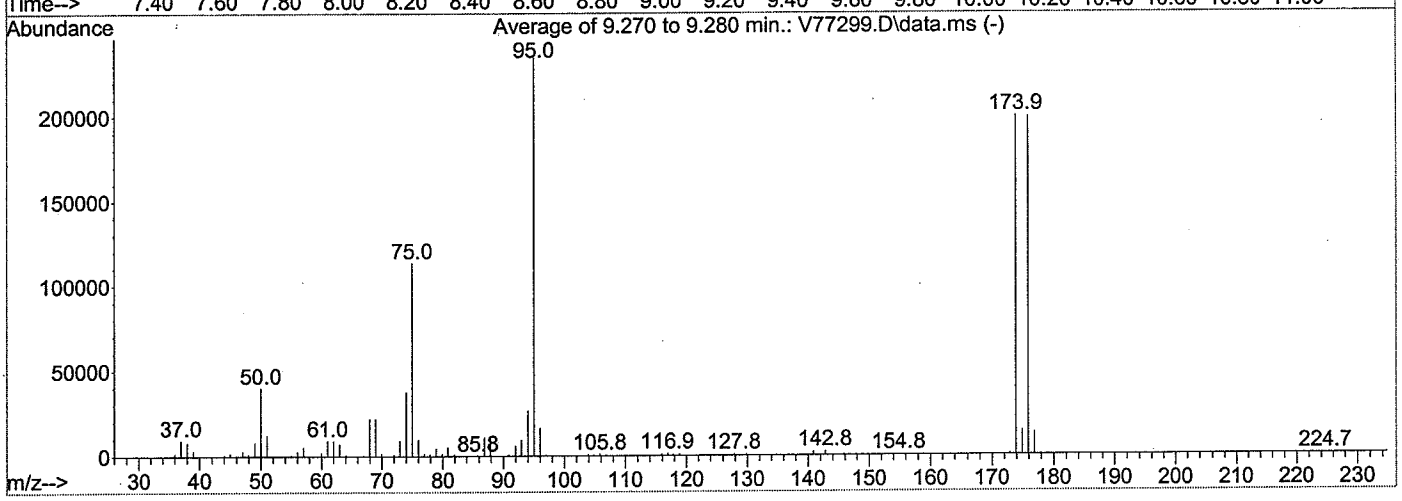

AutoFind: Scans 1480, 1481, 1482; Background Corrected with Scan 1471

Target Mass	Rel. to Mass	Lower Limit%	Upper Limit%	Rel. Abn%	Raw Abn	Result Pass/Fail
50	95	15	40	17.0	39890	PASS
75	95	30	60	48.4	113445	PASS
95	95	100	100	100.0	234538	PASS
96	95	5	9	6.9	16223	PASS
173	174	0.00	2	0.5	987	PASS
174	95	50	100	85.2	199808	PASS
175	174	5	9	7.2	14307	PASS
176	174	95	101	99.6	199082	PASS
177	176	5	9	6.6	13119	PASS

Quantitation Report (QT Reviewed)

Data File: C:\msdchem\1\DATA\072610\V77007.D
DataAcq Meth:8260RUN.M
Acq On : 27 Jul 2010 2:55 am
Sample : SOIL LCS
Misc : Soil
ALS Vial : 35 Sample Multiplier: 1

Operator: Bill Brew
Inst : Instrument #1

Quant Time: Jul 27 12:43:52 2010
Quant Method : C:\msdchem\1\METHODS\071910.M
Quant Title : 8260/624 Analysis
QLast Update : Mon Jul 19 17:58:22 2010
Response via : Initial Calibration
Integrator: RTE

Compound	R.T.	QIon	Response	Conc	Units	Dev(Min)
Internal Standards						
1) Fluorobenzene	5.077	96	1590556	50.00	ug/L	0.00
54) Chlorobenzene-d5	8.018	117	1305389	50.00	ug/L	0.00
75) 1,4-Dichlorobenzene-d4	10.558	152	722137	50.00	ug/L	0.00
System Monitoring Compounds						
26) Pentafluorobenzene	4.501	168	742832	45.19	ug/L	0.00
Spiked Amount 50.000	Range 69 - 125		Recovery = 90.38%			
29) 1,2-Dichloroethane-d4	4.773	65	434719	45.18	ug/L	0.00
Spiked Amount 50.000	Range 64 - 123		Recovery = 90.36%			
45) Toluene-D8	6.561	98	1513012	46.61	ug/L	0.00
Spiked Amount 50.000	Range 70 - 115		Recovery = 93.22%			
64) 4-Bromofluorobenzene	9.277	95	649301	43.77	ug/L	0.00
Spiked Amount 50.000	Range 63 - 114		Recovery = 87.54%			
Target Compounds						Qvalue
2) Dichlorodifluoromethane	1.443	85	436010	40.53	ug/L	98
3) Chloromethane	1.597	50	591023	47.84	ug/L	98
4) Vinyl chloride	1.672	62	534073	48.58	ug/L	99
5) Bromomethane	1.918	94	277652	45.70	ug/L	97
6) Chloroethane	2.003	64	300362	49.26	ug/L	97
7) Trichlorofluoromethane	2.206	101	603864	45.91	ug/L	98
8) Ethyl ether	2.425	59	307801	49.22	ug/L	100
9) Freon 113	2.611	101	298460	48.65	ug/L	97
10) 1,1-Dichloroethene	2.617	61	405552	39.95	ug/L	88
11) Acetone	2.649	43	190373	54.51	ug/L	99
12) Carbon disulfide	2.804	76	753116	35.75	ug/L	99
14) Methylene chloride	3.001	84	407455	45.12	ug/L	88
15) Acrylonitrile	3.199	53	137752	49.10	ug/L	97
17) Methyl tert-butyl Ether	3.225	73	1027505	46.14	ug/L	94
18) trans-1,2-Dichloroethene	3.231	61	466370	45.34	ug/L	84
19) 1,1-Dichloroethane	3.577	63	689749	44.95	ug/L	99
20) Vinyl acetate	3.609	43	261878	19.38	ug/L	92
21) 2,2-Dichloropropane	4.068	77	518257	38.85	ug/L	93
22) 2-Butanone	4.068	72	47588	45.84	ug/L #	67
23) cis-1,2-Dichloroethene	4.063	96	445448	45.59	ug/L #	85
24) Bromochloromethane	4.271	128	183477	46.16	ug/L #	68
25) Chloroform	4.330	83	697018	46.28	ug/L	99
28) 1,1,1-Trichloroethane	4.501	97	558005	42.14	ug/L	97
30) Carbon Tetrachloride	4.650	117	414249	39.05	ug/L	99
31) Benzene	4.832	78	1761232	47.89	ug/L	95
32) 1,2-Dichloroethane	4.842	62	503938	47.20	ug/L	99
33) Trichloroethene	5.408	130	433616	48.19	ug/L #	83
36) 1,2-Dichloropropane	5.616	63	480749	49.70	ug/L #	66
38) Dibromomethane	5.723	93	257137	48.85	ug/L #	69
39) Bromodichloromethane	5.867	83	554162	44.89	ug/L	99
40) 2-Chloroethyl vinyl Ether	6.150	63	314234	59.12	ug/L	91
42) 1,1-Dichloropropene	4.645	75	569670	46.83	ug/L	91
43) cis-1,3-Dichloropropene	6.294	75	727903	46.51	ug/L	94
44) 4-Methyl-2-pentanone	6.443	43	411425	45.03	ug/L	87
46) Toluene	6.625	91	1822865	46.37	ug/L	99

7/27 pm

Quantitation Report (QT Reviewed)

Data File: C:\msdchem\1\DATA\072610\V77007.D
DataAcq Meth:8260RUN.M
Acq On : 27 Jul 2010 2:55 am
Sample : SOIL LCS
Misc : Soil
ALS Vial : 35 Sample Multiplier: 1

Operator: Bill Brew
Inst : Instrument #1

Quant Time: Jul 27 12:43:52 2010
Quant Method : C:\msdchem\1\METHODS\071910.M
Quant Title : 8260/624 Analysis
QLast Update : Mon Jul 19 17:58:22 2010
Response via : Initial Calibration
Integrator: RTE

Compound	R.T.	QIon	Response	Conc	Units		Dev(Min)
47) trans-1,3-Dichloropropene	6.833	75	652347	47.53	ug/L		94
48) 1,1,2-Trichloroethane	7.020	97	406744	51.02	ug/L		93
49) 1,3-Dichloropropane	7.190	76	700472	53.00	ug/L		100
50) Tetrachloroethene	7.169	166	637559	58.53	ug/L		94
51) 2-Hexanone	7.276	43	308662	40.16	ug/L		95
52) Dibromochloromethane	7.420	129	386565	49.46	ug/L		98
53) 1,2-Dibromoethane	7.543	107	424925	53.89	ug/L		99
55) Chlorobenzene	8.050	112	1199911	49.50	ug/L		87
56) 1,1,1,2-Tetrachloroethane	8.135	131	397058	47.77	ug/L		95
57) Ethylbenzene	8.167	91	2142542	48.21	ug/L		95
58) m,p-Xylene	8.290	106	1695028	94.21	ug/L		93
59) o-Xylene	8.711	106	866050	45.09	ug/L		92
60) Styrene	8.727	104	1445745	49.02	ug/L		95
61) Bromoform	8.925	173	258788	39.53	ug/L		98
62) Isopropylbenzene	9.117	105	2146170	46.04	ug/L		95
63) 1,2,3-Trichloropropane	9.485	110	158732	50.11	ug/L	#	61
65) Bromobenzene	9.443	156	552490	49.52	ug/L	#	64
66) 1,1,2,2-Tetrachloroethane	9.437	83	562976	52.24	ug/L		96
67) n-Propylbenzene	9.565	91	2528570	48.49	ug/L		91
68) 2-Chlorotoluene	9.656	126	513147	46.51	ug/L	#	65
69) 4-Chlorotoluene	9.779	126	520674	47.30	ug/L	#	57
70) 1,3,5-Trimethylbenzene	9.763	105	1787521	47.47	ug/L		92
71) tert-Butylbenzene	10.126	134	411954	46.82	ug/L	#	77
72) 1,2,4-Trimethylbenzene	10.179	105	1840461	46.02	ug/L		94
73) sec-Butylbenzene	10.371	105	2465385	47.37	ug/L		89
74) p-Isopropyltoluene	10.537	119	1983677	47.33	ug/L		93
76) 1,3-Dichlorobenzene	10.483	146	1067635	45.83	ug/L		96
77) 1,4-Dichlorobenzene	10.585	146	1050315	46.70	ug/L		98
78) n-Butylbenzene	10.996	91	1913293	45.31	ug/L		93
79) 1,2-Dichlorobenzene	11.001	146	992080	46.46	ug/L		98
81) 1,2-Dibromo-3-Chloropr...	11.881	157	108713	45.82	ug/L	#	81
82) 1,2,4-Trichlorobenzene	12.773	180	784746	44.52	ug/L		98
83) 1,2,3-Trichlorobenzene	13.264	180	710098	44.85	ug/L		96
84) Hexachlorobutadiene	12.954	225	467389	42.78	ug/L		100
85) Naphthalene	13.024	128	1650860	45.69	ug/L		99

(#) = qualifier out of range (m) = manual integration (+) = signals summed

Data File: C:\msdchem\1\DATA\072610\V77007.D
DataAcq Meth:8260RUN.M
Acq On : 27 Jul 2010 2:55 am
Sample : SOIL LCS
Misc : Soil
ALS Vial : 35 Sample Multiplier: 1

Operator: Bill Brew
Inst : Instrument #1

Quant Time: Jul 27 12:43:52 2010
Quant Method : C:\msdchem\1\METHODS\071910.M
Quant Title : 8260/624 Analysis
QLast Update : Mon Jul 19 17:58:22 2010
Response via : Initial Calibration
Integrator: RTE

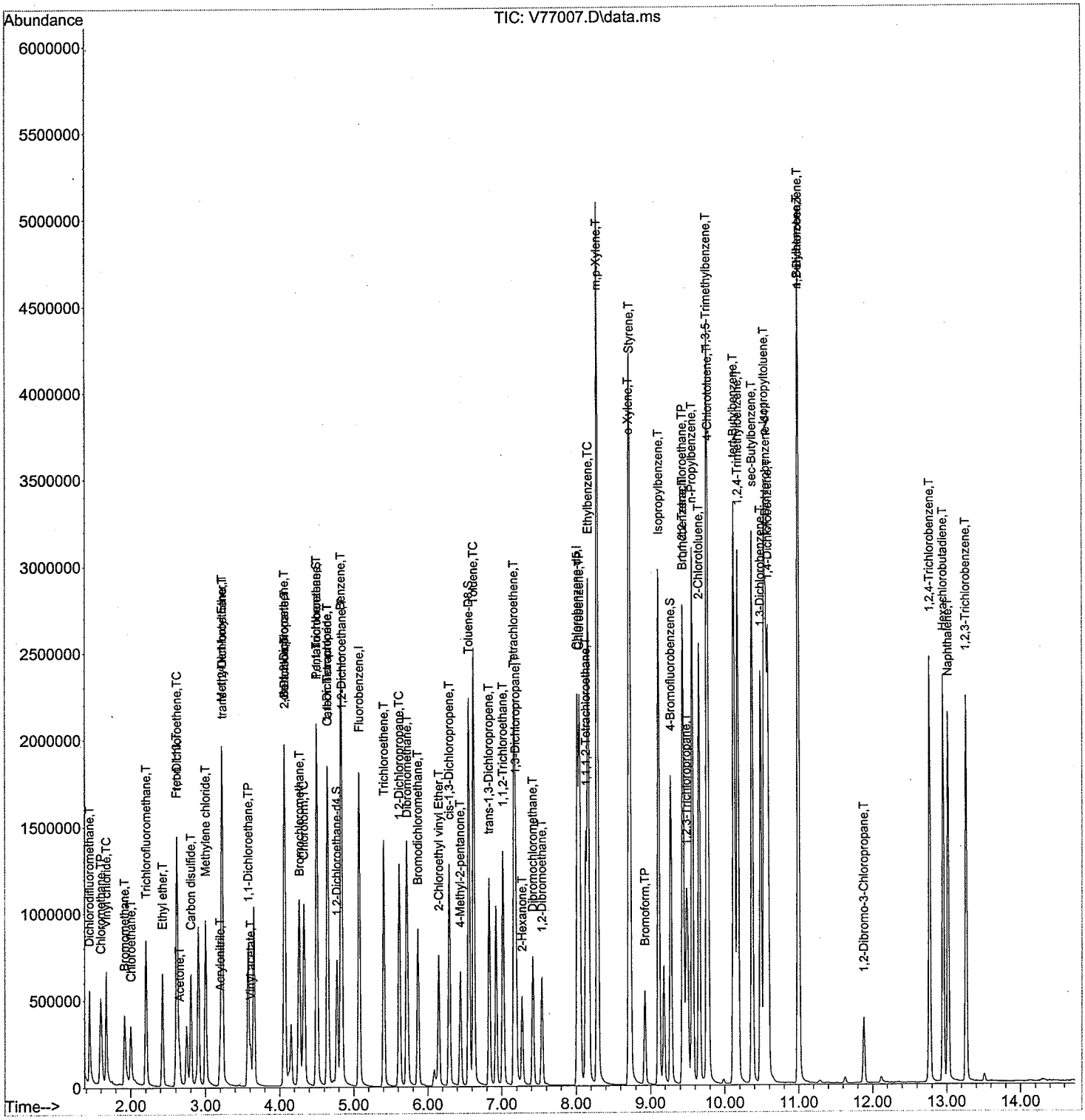

Quantitation Report (QT Reviewed)

Data File: C:\msdchem\1\DATA\072810\V77079.D
DataAcq Meth:8260RUN.M
Acq On : 28 Jul 2010 12:53 pm
Sample : 50ppb LCS1
Misc :
ALS Vial : 50 Sample Multiplier: 1

Operator: M.Miller
Inst : Instrument #1

Quant Time: Jul 28 13:12:02 2010
Quant Method : C:\msdchem\1\METHODS\071910.M
Quant Title : 8260/624 Analysis
QLast Update : Wed Jul 28 11:45:14 2010
Response via : Initial Calibration
Integrator: RTE

Compound	R.T.	QIon	Response	Conc	Units	Dev(Min)
Internal Standards						
1) Fluorobenzene	5.071	96	1581306	50.00	ug/L	0.00
54) Chlorobenzene-d5	8.022	117	1214482	50.00	ug/L	0.00
75) 1,4-Dichlorobenzene-d4	10.557	152	679195	50.00	ug/L	0.00
System Monitoring Compounds						
26) Pentafluorobenzene	4.500	168	1523864	93.24	ug/L	0.00
Spiked Amount 50.000	Range 70 - 123		Recovery = 186.48%#			
29) 1,2-Dichloroethane-d4	4.772	65	810882	84.78	ug/L	0.00
Spiked Amount 50.000	Range 71 - 106		Recovery = 169.56%#			
45) Toluene-D8	6.560	98	2828003	87.63	ug/L	0.00
Spiked Amount 50.000	Range 70 - 113		Recovery = 175.26%#			
64) 4-Bromofluorobenzene	9.276	95	1195247	86.60	ug/L	0.00
Spiked Amount 50.000	Range 67 - 107		Recovery = 173.20%#			
Target Compounds						Qvalue
2) Dichlorodifluoromethane	1.436	85	488772	45.69	ug/L	99
3) Chloromethane	1.586	50	610386	49.70	ug/L	98
4) Vinyl chloride	1.660	62	561492	51.37	ug/L	99
5) Bromomethane	1.917	94	319667	53.98	ug/L	96
6) Chloroethane	1.991	64	319762	52.74	ug/L	98
7) Trichlorofluoromethane	2.194	101	647338	49.50	ug/L	99
8) Ethyl ether	2.418	59	328728	52.87	ug/L	100
9) Freon 113	2.605	101	310488	50.90	ug/L	95
10) 1,1-Dichloroethene	2.610	61	505364	50.07	ug/L	86
11) Acetone	2.642	43	166454	46.82	ug/L	100
12) Carbon disulfide	2.797	76	1056982	50.47	ug/L	100
13) Methyl acetate	2.904	43	255523	51.79	ug/L	92
14) Methylene chloride	2.995	84	450084	50.78	ug/L	87
15) Acrylonitrile	3.192	53	147173	52.76	ug/L	99
17) Methyl tert-butyl Ether	3.219	73	1156351	52.22	ug/L	94
18) trans-1,2-Dichloroethene	3.224	61	509513	49.82	ug/L	83
19) 1,1-Dichloroethane	3.571	63	762949	50.02	ug/L	99
20) Vinyl acetate	3.603	43	725491	53.99	ug/L	92
21) 2,2-Dichloropropane	4.062	77	611182	46.08	ug/L	94
22) 2-Butanone	4.067	72	61731	59.81	ug/L #	64
23) cis-1,2-Dichloroethene	4.057	96	494722	50.93	ug/L #	84
24) Bromochloromethane	4.265	128	208758	52.83	ug/L #	65
25) Chloroform	4.329	83	779803	52.33	ug/L	97
28) 1,1,1-Trichloroethane	4.500	97	598553	45.46	ug/L #	56
30) Carbon Tetrachloride	4.649	117	463909	43.99	ug/L	99
31) Benzene	4.830	78	1853870	50.70	ug/L	95
32) 1,2-Dichloroethane	4.841	62	526246	49.58	ug/L	99
33) Trichloroethene	5.407	130	453629	50.71	ug/L #	84
34) Methylcyclohexane	5.583	83	803905	49.42	ug/L	89
36) 1,2-Dichloropropane	5.615	63	474305	49.32	ug/L	97
38) Dibromomethane	5.722	93	260534	49.79	ug/L #	69
39) Bromodichloromethane	5.866	83	584901	47.65	ug/L	98
40) 2-Chloroethyl vinyl Ether	6.149	63	281648	53.30	ug/L	90
42) 1,1-Dichloropropene	4.644	75	618300	51.13	ug/L	92
43) cis-1,3-Dichloropropene	6.293	75	758419	48.74	ug/L	93

7/28 MB

Quantitation Report (QT Reviewed)

Data File: C:\msdchem\1\DATA\072810\V77079.D
DataAcq Meth:8260RUN.M
Acq On : 28 Jul 2010 12:53 pm
Sample : 50ppb LCS1
Misc :
ALS Vial : 50 Sample Multiplier: 1

Operator: M.Miller
Inst : Instrument #1

Quant Time: Jul 28 13:12:02 2010
Quant Method : C:\msdchem\1\METHODS\071910.M
Quant Title : 8260/624 Analysis
QLast Update : Wed Jul 28 11:45:14 2010
Response via : Initial Calibration
Integrator: RTE

Compound	R.T.	QIon	Response	Conc Units	Dev(Min)
44) 4-Methyl-2-pentanone	6.442	43	415847m	45.78 ug/L	
46) Toluene	6.624	91	1808859	45.10 ug/L	97
47) trans-1,3-Dichloropropene	6.832	75	672181	49.26 ug/L	94
48) 1,1,2-Trichloroethane	7.019	97	412660	52.06 ug/L	96
49) 1,3-Dichloropropane	7.189	76	690542	52.56 ug/L	100
50) Tetrachloroethene	7.168	166	502121	46.37 ug/L	94
51) 2-Hexanone	7.275	43	377736	49.43 ug/L	95
52) Dibromochloromethane	7.419	129	396598	51.04 ug/L	99
53) 1,2-Dibromoethane	7.542	107	414865	52.92 ug/L	99
55) Chlorobenzene	8.049	112	1169411	51.85 ug/L	86
56) 1,1,1,2-Tetrachloroethane	8.134	131	386290	49.95 ug/L	96
57) Ethylbenzene	8.166	91	2009558	48.64 ug/L	96
58) m,p-Xylene	8.289	106	1622194	96.74 ug/L	91
59) o-Xylene	8.710	106	850192	47.57 ug/L	91
60) Styrene	8.726	104	1365920	49.85 ug/L	94
61) Bromoform	8.924	173	267833	43.99 ug/L	98
62) Isopropylbenzene	9.116	105	2130526	49.12 ug/L	95
63) 1,2,3-Trichloropropane	9.484	110	153748	52.17 ug/L #	61
65) Bromobenzene	9.441	156	518871	49.99 ug/L #	67
66) 1,1,2,2-Tetrachloroethane	9.436	83	557693	55.63 ug/L	94
67) n-Propylbenzene	9.564	91	2422391	49.93 ug/L	89
68) 2-Chlorotoluene	9.660	126	499529	48.66 ug/L #	65
69) 4-Chlorotoluene	9.778	126	496472	48.48 ug/L #	58
70) 1,3,5-Trimethylbenzene	9.762	105	1718310	49.05 ug/L	93
71) tert-Butylbenzene	10.125	134	409434	50.02 ug/L #	74
72) 1,2,4-Trimethylbenzene	10.178	105	1733209	46.59 ug/L	93
73) sec-Butylbenzene	10.370	105	2378078	49.11 ug/L	90
74) p-Isopropyltoluene	10.536	119	1894636	48.59 ug/L	94
76) 1,3-Dichlorobenzene	10.488	146	1006606	45.95 ug/L	96
77) 1,4-Dichlorobenzene	10.589	146	989273	46.77 ug/L	98
78) n-Butylbenzene	10.995	91	1867327	47.15 ug/L	93
79) 1,2-Dichlorobenzene	11.000	146	934830	46.55 ug/L	98
81) 1,2-Dibromo-3-Chloropr...	11.886	157	106354	47.66 ug/L #	79
82) 1,2,4-Trichlorobenzene	12.772	180	736189	44.41 ug/L	99
83) 1,2,3-Trichlorobenzene	13.268	180	685928	46.06 ug/L	97
84) Hexachlorobutadiene	12.953	225	452619	44.04 ug/L	99
85) Naphthalene	13.022	128	1591965	46.84 ug/L	100
86) Cyclohexane	4.553	56	718766	50.59 ug/L #	84

(#) = qualifier out of range (m) = manual integration (+) = signals summed

Quantitation Report (QT Reviewed)

Data File: C:\msdchem\1\DATA\072810\V77079.D
DataAcq Meth:8260RUN.M
Acq On : 28 Jul 2010 12:53 pm
Sample : 50ppb LCS1
Misc :
ALS Vial : 50 Sample Multiplier: 1

Operator: M.Miller
Inst : Instrument #1

Quant Time: Jul 28 13:12:02 2010
Quant Method : C:\msdchem\1\METHODS\071910.M
Quant Title : 8260/624 Analysis
QLast Update : Wed Jul 28 11:45:14 2010
Response via : Initial Calibration
Integrator: RTE

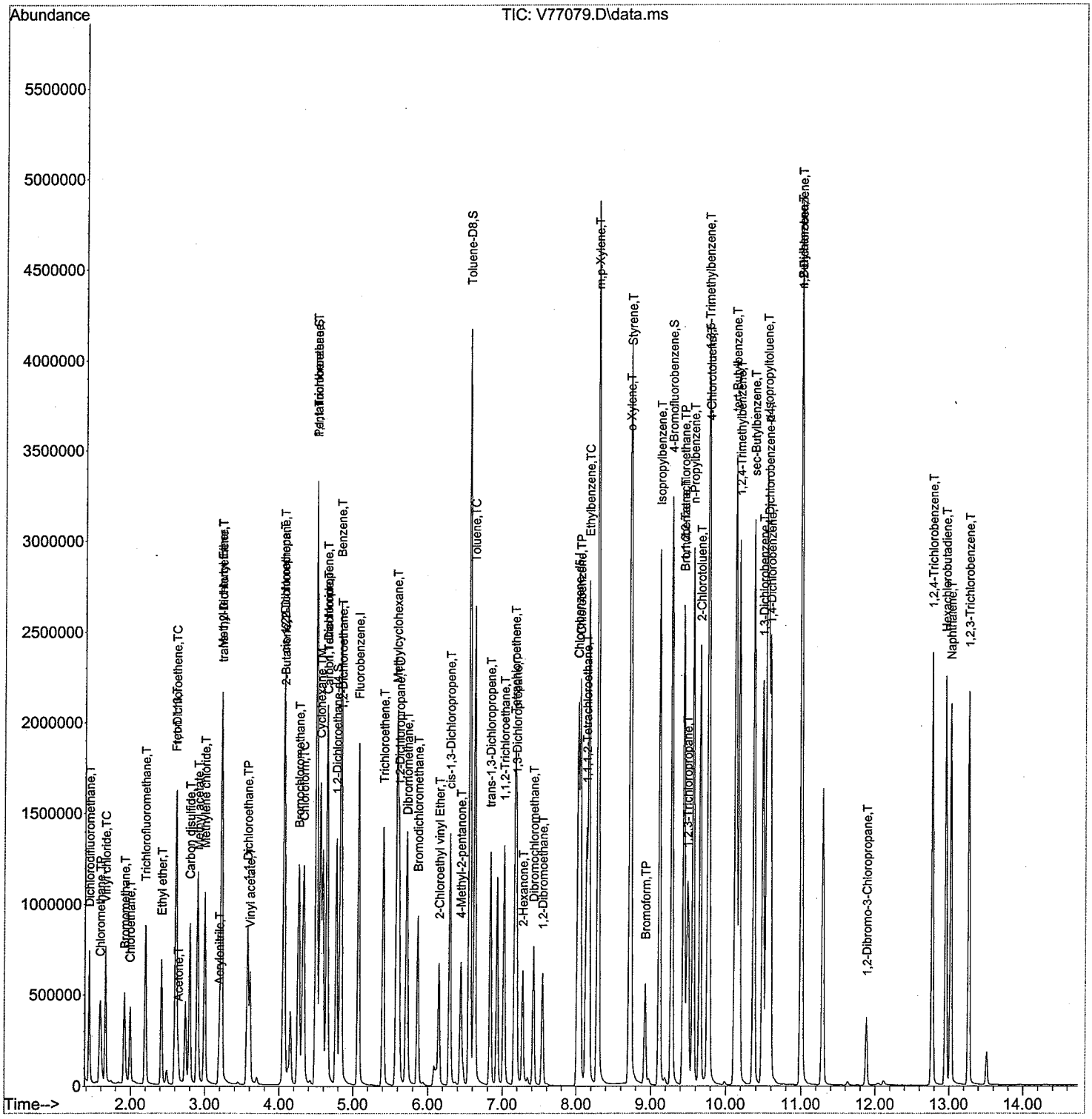

Quantitation Report (QT Reviewed)

Data File: C:\msdchem\1\DATA\072810\V77107.D
DataAcq Meth:8260RUN.M
Acq On : 29 Jul 2010 12:07 am
Sample : WATER LCS
Misc :
ALS Vial : 4 Sample Multiplier: 1

Operator: Bill Brew
Inst : Instrument #1

Quant Time: Jul 29 07:23:38 2010
Quant Method : C:\msdchem\1\METHODS\071910.M
Quant Title : 8260/624 Analysis
QLast Update : Wed Jul 28 18:28:04 2010
Response via : Initial Calibration
Integrator: RTE

Compound	R.T.	QIon	Response	Conc Units	Dev(Min)
Internal Standards					
1) Fluorobenzene	5.072	96	1559921	50.00 ug/L	0.00
54) Chlorobenzene-d5	8.024	117	1249887	50.00 ug/L	0.00
75) 1,4-Dichlorobenzene-d4	10.559	152	680350	50.00 ug/L	0.00
System Monitoring Compounds					
26) Pentafluorobenzene	4.501	168	745608	46.25 ug/L	0.00
Spiked Amount 50.000	Range 70 - 123		Recovery = 92.50%		
29) 1,2-Dichloroethane-d4	4.773	65	356053	37.74 ug/L	0.00
Spiked Amount 50.000	Range 71 - 106		Recovery = 75.48%		
45) Toluene-D8	6.561	98	1490277	46.81 ug/L	0.00
Spiked Amount 50.000	Range 70 - 113		Recovery = 93.62%		
64) 4-Bromofluorobenzene	9.278	95	655565	46.15 ug/L	0.00
Spiked Amount 50.000	Range 67 - 107		Recovery = 92.30%		
Target Compounds					Qvalue
2) Dichlorodifluoromethane	1.449	85	415536	39.38 ug/L	99
3) Chloromethane	1.598	50	550005	45.40 ug/L	98
4) Vinyl chloride	1.673	62	503319	46.68 ug/L	99
5) Bromomethane	1.924	94	276648	46.51 ug/L	99
6) Chloroethane	2.004	64	287442	48.06 ug/L	97
7) Trichlorofluoromethane	2.206	101	587530	45.54 ug/L	99
8) Ethyl ether	2.431	59	276740	45.12 ug/L	100
9) Freon 113	2.612	101	277133	46.06 ug/L	96
10) 1,1-Dichloroethene	2.617	61	390775	39.25 ug/L	87
11) Acetone	2.649	43	121814	32.03 ug/L	97
12) Carbon disulfide	2.804	76	715096	34.61 ug/L	100
13) Methyl acetate	2.911	43	56981	11.71 ug/L #	90
14) Methylene chloride	3.002	84	381653	42.84 ug/L	89
15) Acrylonitrile	3.199	53	135412	49.21 ug/L	96
17) Methyl tert-butyl Ether	3.226	73	998572	45.72 ug/L	94
18) trans-1,2-Dichloroethene	3.226	61	462145	45.81 ug/L	82
19) 1,1-Dichloroethane	3.578	63	669232	44.47 ug/L	99
20) Vinyl acetate	3.610	43	392376	29.60 ug/L	93
21) 2,2-Dichloropropane	4.069	77	515895	39.43 ug/L	93
22) 2-Butanone	4.074	72	48635	47.77 ug/L #	68
23) cis-1,2-Dichloroethene	4.064	96	431080	44.99 ug/L #	84
24) Bromochloromethane	4.272	128	180268	46.24 ug/L #	67
25) Chloroform	4.336	83	719431	48.81 ug/L	99
28) 1,1,1-Trichloroethane	4.501	97	561082	43.20 ug/L	97
30) Carbon Tetrachloride	4.651	117	424769	40.83 ug/L	99
31) Benzene	4.832	78	1812585	50.25 ug/L	97
32) 1,2-Dichloroethane	4.843	62	493754	47.15 ug/L	99
33) Trichloroethene	5.409	130	439056	49.76 ug/L #	85
36) 1,2-Dichloropropane	5.617	63	478935	50.48 ug/L #	66
38) Dibromomethane	5.723	93	253302	49.07 ug/L #	69
39) Bromodichloromethane	5.867	83	560875	46.32 ug/L	97
40) 2-Chloroethyl vinyl Ether	6.150	63	312130	59.87 ug/L	92
42) 1,1-Dichloropropene	4.645	75	577317	48.40 ug/L	91
43) cis-1,3-Dichloropropene	6.294	75	705679	45.98 ug/L	95
44) 4-Methyl-2-pentanone	6.444	43	415042	46.31 ug/L	88

7/29 MB

Quantitation Report (QT Reviewed)

Data File: C:\msdchem\1\DATA\072810\V77107.D
DataAcq Meth:8260RUN.M
Acq On : 29 Jul 2010 12:07 am
Sample : WATER LCS
Misc :
ALS Vial : 4 Sample Multiplier: 1

Operator: Bill Brew
Inst : Instrument #1

Quant Time: Jul 29 07:23:38 2010
Quant Method : C:\msdchem\1\METHODS\071910.M
Quant Title : 8260/624 Analysis
QLast Update : Wed Jul 28 18:28:04 2010
Response via : Initial Calibration
Integrator: RTE

Compound	R.T.	QIon	Response	Conc	Units		Dev(Min)
46) Toluene	6.625	91	1827890	46.20	ug/L		99
47) trans-1,3-Dichloropropene	6.839	75	634692	47.15	ug/L		95
48) 1,1,2-Trichloroethane	7.020	97	402555	51.49	ug/L		95
49) 1,3-Dichloropropane	7.191	76	695040	53.62	ug/L		100
50) Tetrachloroethene	7.170	166	593509	55.56	ug/L		95
51) 2-Hexanone	7.276	43	307514	40.79	ug/L		95
52) Dibromochloromethane	7.420	129	383794	50.06	ug/L		99
53) 1,2-Dibromoethane	7.543	107	421892	54.56	ug/L		99
55) Chlorobenzene	8.050	112	1183910	51.01	ug/L		87
56) 1,1,1,2-Tetrachloroethane	8.136	131	390298	49.04	ug/L		94
57) Ethylbenzene	8.168	91	2100035	49.46	ug/L		95
58) m,p-Xylene	8.290	106	1660965	96.25	ug/L		91
59) o-Xylene	8.712	106	834046	45.35	ug/L		89
60) Styrene	8.728	104	1406120	49.87	ug/L		94
61) Bromoform	8.925	173	258932	41.31	ug/L		98
62) Isopropylbenzene	9.112	105	2106018	47.18	ug/L		95
63) 1,2,3-Trichloropropane	9.486	110	156998	51.76	ug/L	#	62
65) Bromobenzene	9.443	156	541199	50.67	ug/L	#	66
66) 1,1,2,2-Tetrachloroethane	9.438	83	562617	54.53	ug/L		95
67) n-Propylbenzene	9.566	91	2558397	51.24	ug/L		90
68) 2-Chlorotoluene	9.657	126	506488	47.94	ug/L	#	66
69) 4-Chlorotoluene	9.779	126	506051	48.02	ug/L	#	56
70) 1,3,5-Trimethylbenzene	9.763	105	1741700	48.31	ug/L		94
71) tert-Butylbenzene	10.126	134	398703	47.33	ug/L	#	77
72) 1,2,4-Trimethylbenzene	10.180	105	1805083	47.14	ug/L		93
73) sec-Butylbenzene	10.372	105	2397948	48.12	ug/L		89
74) p-Isopropyltoluene	10.537	119	1912433	47.65	ug/L		93
76) 1,3-Dichlorobenzene	10.484	146	1030320	46.95	ug/L		96
77) 1,4-Dichlorobenzene	10.585	146	1000602	47.22	ug/L		98
78) n-Butylbenzene	10.996	91	1874141	47.25	ug/L		93
79) 1,2-Dichlorobenzene	11.001	146	942835	46.87	ug/L		99
81) 1,2-Dibromo-3-Chloropr...	11.882	157	105061	47.00	ug/L	#	81
82) 1,2,4-Trichlorobenzene	12.773	180	776250	46.74	ug/L		98
83) 1,2,3-Trichlorobenzene	13.264	180	696599	46.70	ug/L		96
84) Hexachlorobutadiene	12.955	225	460374	44.72	ug/L		99
85) Naphthalene	13.024	128	1665204	48.92	ug/L		99

(#) = qualifier out of range (m) = manual integration (+) = signals summed

Quantitation Report (QT Reviewed)

Data File: C:\msdchem\1\DATA\072810\V77107.D
DataAcq Meth:8260RUN.M
Acq On : 29 Jul 2010 12:07 am
Sample : WATER LCS
Misc :
ALS Vial : 4 Sample Multiplier: 1

Operator: Bill Brew
Inst : Instrument #1

Quant Time: Jul 29 07:23:38 2010
Quant Method : C:\msdchem\1\METHODS\071910.M
Quant Title : 8260/624 Analysis
QLast Update : Wed Jul 28 18:28:04 2010
Response via : Initial Calibration
Integrator: RTE

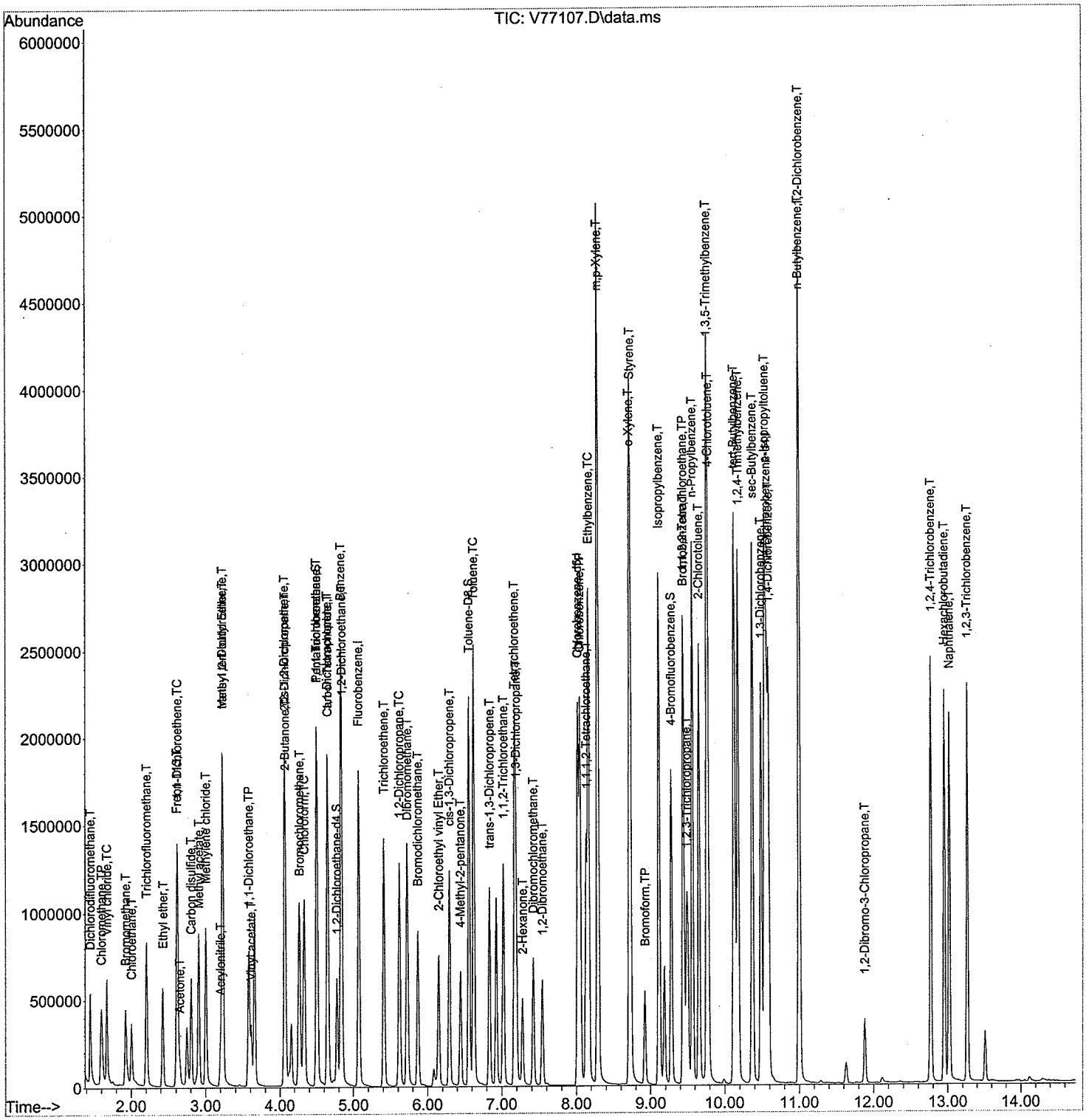

Quantitation Report (QT Reviewed)

Data File: C:\msdchem\1\DATA\073010\V77169.D
DataAcq Meth:8260RUN.M
Acq On : 30 Jul 2010 6:49 pm
Sample : SOIL LCS
Misc : Soil
ALS Vial : 15 Sample Multiplier: 1

Operator: Bill Brew
Inst : Instrument #1

Quant Time: Aug 02 07:04:43 2010
Quant Method : C:\msdchem\1\METHODS\071910.M
Quant Title : 8260/624 Analysis
QLast Update : Mon Jul 19 17:58:22 2010
Response via : Initial Calibration
Integrator: RTE

Compound	R.T.	QIon	Response	Conc	Units	Dev(Min)
Internal Standards						
1) Fluorobenzene	5.073	96	1533516	50.00	ug/L	0.00
54) Chlorobenzene-d5	8.019	117	1299215	50.00	ug/L	0.00
75) 1,4-Dichlorobenzene-d4	10.559	152	698352	50.00	ug/L	0.00
System Monitoring Compounds						
26) Pentafluorobenzene	4.502	168	748498	47.23	ug/L	0.00
Spiked Amount 50.000	Range 69 - 125		Recovery = 94.46%			
29) 1,2-Dichloroethane-d4	4.774	65	368270	39.70	ug/L	0.00
Spiked Amount 50.000	Range 64 - 123		Recovery = 79.40%			
45) Toluene-D8	6.556	98	1507145	48.16	ug/L	0.00
Spiked Amount 50.000	Range 70 - 115		Recovery = 96.32%			
64) 4-Bromofluorobenzene	9.278	95	660071	44.71	ug/L	0.00
Spiked Amount 50.000	Range 63 - 114		Recovery = 89.42%			
Target Compounds						Qvalue
2) Dichlorodifluoromethane	1.444	85	435586	41.99	ug/L	99
3) Chloromethane	1.599	50	590154	49.55	ug/L	98
4) Vinyl chloride	1.668	62	532808	50.26	ug/L	99
5) Bromomethane	1.924	94	296944	51.38	ug/L	98
6) Chloroethane	1.999	64	312103	53.08	ug/L	97
7) Trichlorofluoromethane	2.207	101	635255	50.09	ug/L	99
8) Ethyl ether	2.426	59	300369	49.82	ug/L	100
9) Freon 113	2.613	101	313830	53.05	ug/L	97
10) 1,1-Dichloroethene	2.618	61	418881	42.79	ug/L	85
11) Acetone	2.650	43	121604	32.70	ug/L	99
12) Carbon disulfide	2.805	76	744217	36.64	ug/L	99
13) Methyl acetate	2.917	43	63910	13.36	ug/L	95
14) Methylene chloride	3.002	84	394007	45.27	ug/L #	87
15) Acrylonitrile	3.200	53	138018	51.02	ug/L	98
17) Methyl tert-butyl Ether	3.221	73	1016965	47.36	ug/L	94
18) trans-1,2-Dichloroethene	3.226	61	474776	47.87	ug/L	84
19) 1,1-Dichloroethane	3.578	63	707888	47.85	ug/L	99
20) Vinyl acetate	3.605	43	399006	30.62	ug/L	94
21) 2,2-Dichloropropane	4.069	77	557802	43.36	ug/L	94
22) 2-Butanone	4.075	72	49806	49.76	ug/L #	68
23) cis-1,2-Dichloroethene	4.064	96	448849	47.65	ug/L #	84
24) Bromochloromethane	4.272	128	212814	55.53	ug/L #	67
25) Chloroform	4.331	83	801348	55.60	ug/L	99
28) 1,1,1-Trichloroethane	4.502	97	592287	46.39	ug/L	94
30) Carbon Tetrachloride	4.651	117	460987	45.07	ug/L	98
31) Benzene	4.833	78	1879919	53.01	ug/L	96
32) 1,2-Dichloroethane	4.843	62	532454	51.73	ug/L	99
33) Trichloroethene	5.409	130	458923	52.90	ug/L #	84
36) 1,2-Dichloropropane	5.612	63	487668	52.29	ug/L #	65
38) Dibromomethane	5.724	93	268854	52.98	ug/L #	69
39) Bromodichloromethane	5.868	83	588917	49.47	ug/L	99
40) 2-Chloroethyl vinyl Ether	6.151	63	329745	64.34	ug/L	91
42) 1,1-Dichloropropene	4.646	75	596872	50.90	ug/L	92
43) cis-1,3-Dichloropropene	6.295	75	765764	50.75	ug/L	95
44) 4-Methyl-2-pentanone	6.444	43	429184	48.72	ug/L	87

8/2 pm

Quantitation Report (QT Reviewed)

Data File: C:\msdchem\1\DATA\073010\V77169.D
DataAcq Meth:8260RUN.M
Acq On : 30 Jul 2010 6:49 pm
Sample : SOIL LCS
Misc : Soil
ALS Vial : 15 Sample Multiplier: 1

Operator: Bill Brew
Inst : Instrument #1

Quant Time: Aug 02 07:04:43 2010
Quant Method : C:\msdchem\1\METHODS\071910.M
Quant Title : 8260/624 Analysis
QLast Update : Mon Jul 19 17:58:22 2010
Response via : Initial Calibration
Integrator: RTE

Compound	R.T.	QIon	Response	Conc Units	Dev(Min)
46) Toluene	6.626	91	1912606	50.88 ug/L	99
47) trans-1,3-Dichloropropene	6.834	75	687262	51.93 ug/L	94
48) 1,1,2-Trichloroethane	7.021	97	426587	55.50 ug/L	93
49) 1,3-Dichloropropane	7.191	76	732295	57.47 ug/L	99
50) Tetrachloroethene	7.170	166	577774	55.02 ug/L	94
51) 2-Hexanone	7.272	43	318549	42.98 ug/L	95
52) Dibromochloromethane	7.421	129	419522	55.67 ug/L	98
53) 1,2-Dibromoethane	7.544	107	441107	58.02 ug/L	100
55) Chlorobenzene	8.051	112	1259771	52.22 ug/L	87
56) 1,1,1,2-Tetrachloroethane	8.136	131	413878	50.03 ug/L	95
57) Ethylbenzene	8.168	91	2226174	50.54 ug/L	94
58) m,p-Xylene	8.291	106	1768917	99.20 ug/L	91
59) o-Xylene	8.712	106	901102	47.13 ug/L	90
60) Styrene	8.729	104	1498145	51.24 ug/L	95
61) Bromoform	8.926	173	290604	44.61 ug/L	97
62) Isopropylbenzene	9.113	105	2234938	48.17 ug/L	94
63) 1,2,3-Trichloropropane	9.486	110	162959	51.69 ug/L #	57
65) Bromobenzene	9.438	156	574649	51.76 ug/L #	66
66) 1,1,2,2-Tetrachloroethane	9.438	83	577300	53.83 ug/L	96
67) n-Propylbenzene	9.566	91	2680446	51.64 ug/L	90
68) 2-Chlorotoluene	9.657	126	540419	49.21 ug/L #	66
69) 4-Chlorotoluene	9.774	126	541906	49.47 ug/L #	56
70) 1,3,5-Trimethylbenzene	9.764	105	1868064	49.85 ug/L	93
71) tert-Butylbenzene	10.127	134	433627	49.52 ug/L #	77
72) 1,2,4-Trimethylbenzene	10.180	105	1912266	48.05 ug/L	93
73) sec-Butylbenzene	10.367	105	2490269	48.07 ug/L	90
74) p-Isopropyltoluene	10.532	119	2038031	48.85 ug/L	93
76) 1,3-Dichlorobenzene	10.484	146	1070490	47.52 ug/L	95
77) 1,4-Dichlorobenzene	10.586	146	1073330	49.35 ug/L	98
78) n-Butylbenzene	10.997	91	2014934	49.66 ug/L	93
79) 1,2-Dichlorobenzene	11.002	146	1017028	49.25 ug/L	98
81) 1,2-Dibromo-3-Chloropr...	11.883	157	110904	48.33 ug/L #	79
82) 1,2,4-Trichlorobenzene	12.774	180	824694	48.38 ug/L	98
83) 1,2,3-Trichlorobenzene	13.265	180	724130	47.30 ug/L	96
84) Hexachlorobutadiene	12.955	225	490077	46.38 ug/L	100
85) Naphthalene	13.019	128	1666559	47.69 ug/L	100

8/2 BB

(#) = qualifier out of range (m) = manual integration (+) = signals summed

Quantitation Report (QT Reviewed)

Data File: C:\msdchem\1\DATA\073010\V77169.D
DataAcq Meth:8260RUN.M
Acq On : 30 Jul 2010 6:49 pm
Sample : SOIL LCS
Misc : Soil
ALS Vial : 15 Sample Multiplier: 1

Operator: Bill Brew
Inst : Instrument #1

Quant Time: Aug 02 07:04:43 2010
Quant Method : C:\msdchem\1\METHODS\071910.M
Quant Title : 8260/624 Analysis
QLast Update : Mon Jul 19 17:58:22 2010
Response via : Initial Calibration
Integrator: RTE

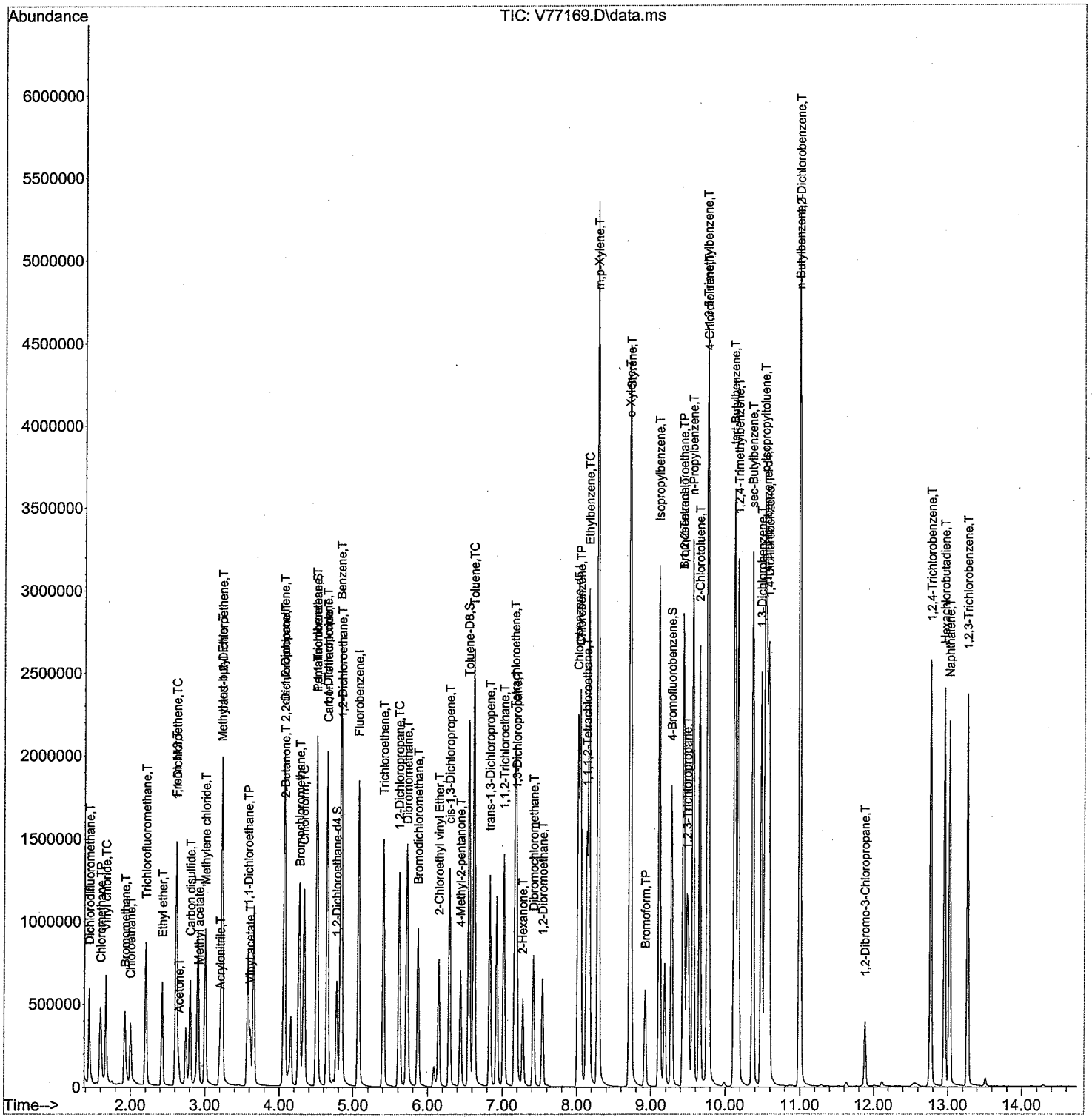

Day

Quantitation Report (QT Reviewed)

Data File: C:\msdchem\1\DATA\080210\V77184.D
DataAcq Meth:8260RUN.M
Acq On : 2 Aug 2010 3:12 pm
Sample : SOIL LCS
Misc : Soil
ALS Vial : 4 Sample Multiplier: 1

Operator: Bill Brew
Inst : Instrument #1

Quant Time: Aug 02 15:27:44 2010
Quant Method : C:\msdchem\1\METHODS\071910.M
Quant Title : 8260/624 Analysis
QLast Update : Mon Jul 19 17:58:22 2010
Response via : Initial Calibration
Integrator: RTE

Compound	R.T.	QIon	Response	Conc	Units		Dev(Min)
Internal Standards							
1) Fluorobenzene	5.072	96	1625429	50.00	ug/L		0.00
54) Chlorobenzene-d5	8.018	117	1369895	50.00	ug/L		0.00
75) 1,4-Dichlorobenzene-d4	10.559	152	734484	50.00	ug/L		0.00
System Monitoring Compounds							
26) Pentafluorobenzene	4.501	168	761470	45.33	ug/L		0.00
Spiked Amount 50.000	Range 69 - 125		Recovery = 90.66%				
29) 1,2-Dichloroethane-d4	4.774	65	444353	45.20	ug/L		0.00
Spiked Amount 50.000	Range 64 - 123		Recovery = 90.40%				
45) Toluene-D8	6.556	98	1586402	47.82	ug/L		0.00
Spiked Amount 50.000	Range 70 - 115		Recovery = 95.64%				
64) 4-Bromofluorobenzene	9.278	95	698053	44.84	ug/L		0.00
Spiked Amount 50.000	Range 63 - 114		Recovery = 89.68%				
Target Compounds							Qvalue
2) Dichlorodifluoromethane	1.443	85	456827	41.55	ug/L		99
3) Chloromethane	1.593	50	601084	47.61	ug/L		98
4) Vinyl chloride	1.668	62	539634	48.03	ug/L		100
5) Bromomethane	1.913	94	281768	45.34	ug/L		99
6) Chloroethane	1.998	64	308123	49.44	ug/L		98
7) Trichlorofluoromethane	2.201	101	685562	51.00	ug/L		99
8) Ethyl ether	2.420	59	295141	46.18	ug/L		100
9) Freon 113	2.607	101	332479	53.03	ug/L		96
10) 1,1-Dichloroethene	2.612	61	437868	42.20	ug/L		87
11) Acetone	2.644	43	126580	31.91	ug/L		99
12) Carbon disulfide	2.799	76	768038	35.67	ug/L		100
14) Methylene chloride	2.996	84	406673	43.94	ug/L		89
15) Acrylonitrile	3.194	53	139565	48.68	ug/L		99
17) Methyl tert-butyl Ether	3.226	73	1029422	45.23	ug/L		94
18) trans-1,2-Dichloroethene	3.221	61	484134	46.05	ug/L		85
19) 1,1-Dichloroethane	3.573	63	700672	44.69	ug/L		99
20) Vinyl acetate	3.610	43	452326	32.75	ug/L		93
21) 2,2-Dichloropropane	4.064	77	631898	46.35	ug/L		94
22) 2-Butanone	4.074	72	55781	52.58	ug/L	#	69
23) cis-1,2-Dichloroethene	4.064	96	490022	49.08	ug/L	#	81
24) Bromochloromethane	4.267	128	214349	52.77	ug/L	#	68
25) Chloroform	4.331	83	805968	52.63	ug/L		98
28) 1,1,1-Trichloroethane	4.501	97	631690	46.68	ug/L		92
30) Carbon Tetrachloride	4.651	117	502808	46.38	ug/L		99
31) Benzene	4.832	78	1933505	51.44	ug/L		97
32) 1,2-Dichloroethane	4.843	62	535804	49.11	ug/L		99
33) Trichloroethene	5.409	130	471886	51.32	ug/L	#	85
36) 1,2-Dichloropropane	5.617	63	495734	50.15	ug/L	#	66
38) Dibromomethane	5.724	93	268108	49.85	ug/L	#	70
39) Bromodichloromethane	5.862	83	605867	48.02	ug/L		98
40) 2-Chloroethyl vinyl Ether	6.145	63	318183	58.58	ug/L		91
42) 1,1-Dichloropropene	4.646	75	621495	50.00	ug/L		91
43) cis-1,3-Dichloropropene	6.295	75	777547	48.62	ug/L		95
44) 4-Methyl-2-pentanone	6.444	43	440839	47.21	ug/L		87
46) Toluene	6.625	91	1996968	50.04	ug/L		99

8/2 BB

Quantitation Report (QT Reviewed)

Data File: C:\msdchem\1\DATA\080210\V77184.D
DataAcq Meth:8260RUN.M
Acq On : 2 Aug 2010 3:12 pm
Sample : SOIL LCS
Misc : Soil
ALS Vial : 4 Sample Multiplier: 1

Operator: Bill Brew
Inst : Instrument #1

Quant Time: Aug 02 15:27:44 2010
Quant Method : C:\msdchem\1\METHODS\071910.M
Quant Title : 8260/624 Analysis
QLast Update : Mon Jul 19 17:58:22 2010
Response via : Initial Calibration
Integrator: RTE

Compound	R.T.	QIon	Response	Conc	Units		Dev(Min)
47) trans-1,3-Dichloropropene	6.834	75	742173	52.91	ug/L		95
48) 1,1,2-Trichloroethane	7.020	97	438271	53.79	ug/L		94
49) 1,3-Dichloropropane	7.191	76	738866	54.71	ug/L		100
50) Tetrachloroethene	7.170	166	559526	50.27	ug/L		94
51) 2-Hexanone	7.271	43	320509	40.80	ug/L		96
52) Dibromochloromethane	7.421	129	433252	54.24	ug/L		98
53) 1,2-Dibromoethane	7.538	107	452633	56.17	ug/L		98
55) Chlorobenzene	8.050	112	1290258	50.72	ug/L		86
56) 1,1,1,2-Tetrachloroethane	8.136	131	429324	49.22	ug/L		95
57) Ethylbenzene	8.162	91	2253557	48.33	ug/L		95
58) m,p-Xylene	8.291	106	1803171	95.61	ug/L		92
59) o-Xylene	8.717	106	909758	45.13	ug/L		90
60) Styrene	8.728	104	1526240	49.34	ug/L		95
61) Bromoform	8.920	173	294456	42.87	ug/L		97
62) Isopropylbenzene	9.112	105	2321071	47.44	ug/L		95
63) 1,2,3-Trichloropropane	9.486	110	163787	49.27	ug/L	#	54
65) Bromobenzene	9.443	156	582869	49.79	ug/L	#	66
66) 1,1,2,2-Tetrachloroethane	9.438	83	594404	52.56	ug/L		95
67) n-Propylbenzene	9.566	91	2740113	50.07	ug/L		90
68) 2-Chlorotoluene	9.657	126	540152	46.65	ug/L	#	65
69) 4-Chlorotoluene	9.780	126	561763	48.63	ug/L	#	59
70) 1,3,5-Trimethylbenzene	9.764	105	1887080	47.76	ug/L		93
71) tert-Butylbenzene	10.126	134	454285	49.20	ug/L	#	77
72) 1,2,4-Trimethylbenzene	10.180	105	1921136	45.78	ug/L		94
73) sec-Butylbenzene	10.367	105	2679448	49.06	ug/L		90
74) p-Isopropyltoluene	10.537	119	2134843	48.53	ug/L		94
76) 1,3-Dichlorobenzene	10.484	146	1117710	47.18	ug/L		96
77) 1,4-Dichlorobenzene	10.585	146	1106790	48.38	ug/L		99
78) n-Butylbenzene	10.996	91	2103720	49.27	ug/L		93
79) 1,2-Dichlorobenzene	11.002	146	1019337	46.93	ug/L		99
81) 1,2-Dibromo-3-Chloropr...	11.882	157	115399	47.82	ug/L	#	80
82) 1,2,4-Trichlorobenzene	12.768	180	870400	48.55	ug/L		99
83) 1,2,3-Trichlorobenzene	13.264	180	754832	46.88	ug/L		97
84) Hexachlorobutadiene	12.955	225	521663	46.94	ug/L		99
85) Naphthalene	13.024	128	1718939	46.77	ug/L		99

(#) = qualifier out of range (m) = manual integration (+) = signals summed

Quantitation Report (QT Reviewed)

Data File: C:\msdchem\1\DATA\080210\V77184.D
DataAcq Meth:8260RUN.M
Acq On : 2 Aug 2010 3:12 pm
Sample : SOIL LCS
Misc : Soil
ALS Vial : 4 Sample Multiplier: 1

Operator: Bill Brew
Inst : Instrument #1

Quant Time: Aug 02 15:27:44 2010
Quant Method : C:\msdchem\1\METHODS\071910.M
Quant Title : 8260/624 Analysis
QLast Update : Mon Jul 19 17:58:22 2010
Response via : Initial Calibration
Integrator: RTE

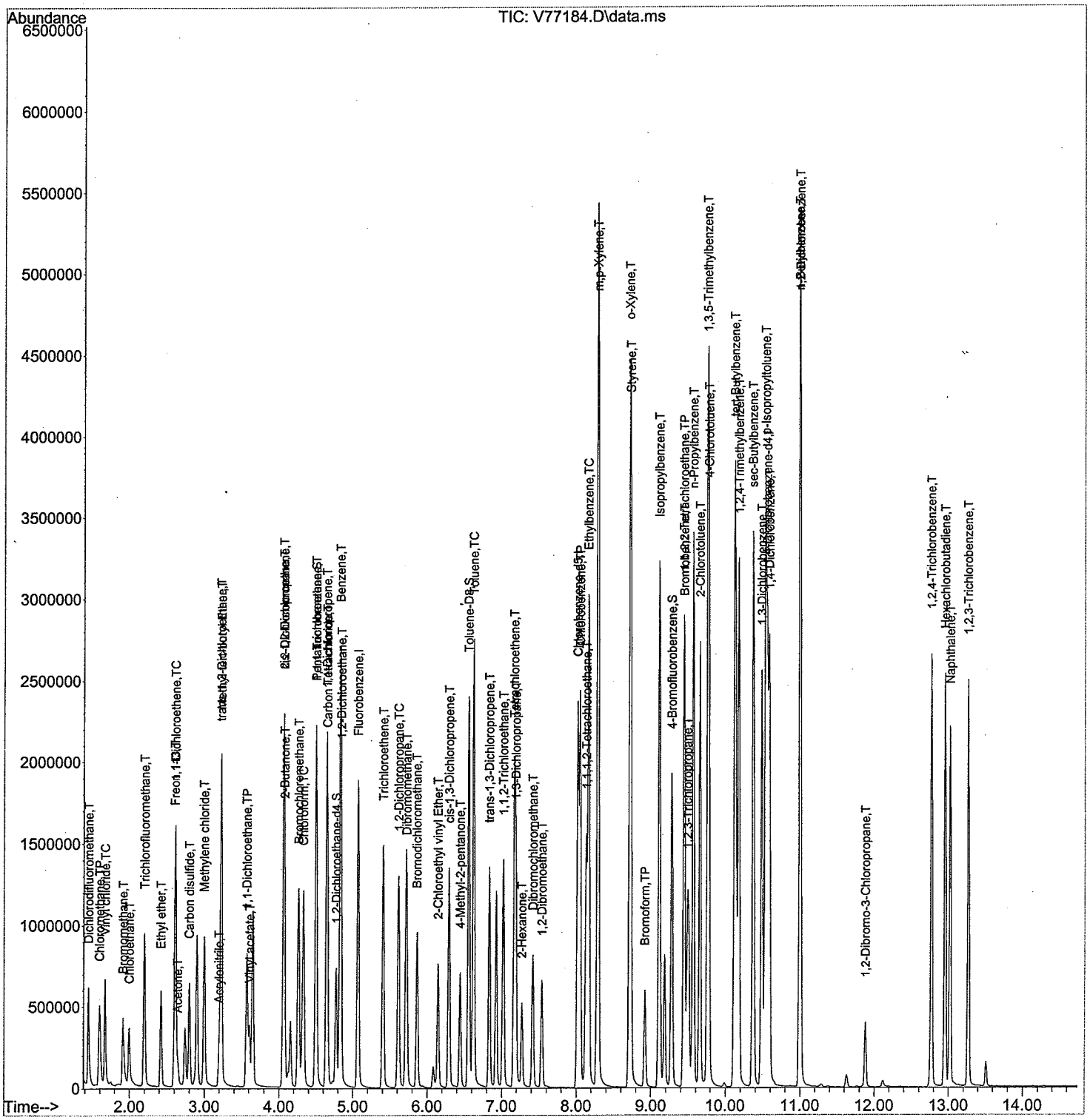

Quantitation Report (QT Reviewed)

Data File: C:\msdchem\1\DATA\080510\V77313.D
DataAcq Meth:8260RUN.M
Acq On : 5 Aug 2010 7:47 pm
Sample : SOIL LCS
Misc : Soil
ALS Vial : 16 Sample Multiplier: 1

Operator: Bill Brew
Inst : Instrument #1

Quant Time: Aug 06 11:56:36 2010
Quant Method : C:\msdchem\1\METHODS\080410a.M
Quant Title : 8260/624 Analysis
QLast Update : Thu Aug 05 12:44:28 2010
Response via : Initial Calibration
Integrator: RTE

Compound	R.T.	QIon	Response	Conc	Units	Dev(Min)
Internal Standards						
1) Fluorobenzene	5.072	96	1024177	50.00	ug/L	0.00
54) Chlorobenzene-d5	8.018	117	888499	50.00	ug/L	0.00
75) 1,4-Dichlorobenzene-d4	10.559	152	503721	50.00	ug/L	0.00
System Monitoring Compounds						
26) Pentafluorobenzene	4.501	168	492379	44.23	ug/L	0.00
Spiked Amount 50.000	Range 69 - 125		Recovery = 88.46%			
29) 1,2-Dichloroethane-d4	4.774	65	244620	39.26	ug/L	0.00
Spiked Amount 50.000	Range 64 - 123		Recovery = 78.52%			
45) Toluene-D8	6.561	98	996245	47.39	ug/L	0.00
Spiked Amount 50.000	Range 70 - 115		Recovery = 94.78%			
64) 4-Bromofluorobenzene	9.278	95	437519	48.09	ug/L	0.00
Spiked Amount 50.000	Range 63 - 114		Recovery = 96.18%			
Target Compounds						Qvalue
2) Dichlorodifluoromethane	1.443	85	257276	40.87	ug/L	99
3) Chloromethane	1.598	50	357860	45.67	ug/L	98
4) Vinyl chloride	1.668	62	328974	46.52	ug/L	83
5) Bromomethane	1.924	94	175272	40.00	ug/L	98
6) Chloroethane	1.998	64	188271m	44.51	ug/L	
7) Trichlorofluoromethane	2.207	101	411221	47.21	ug/L	98
8) Ethyl ether	2.425	59	180700	43.37	ug/L	100
9) Freon 113	2.612	101	197380	46.84	ug/L	96
10) 1,1-Dichloroethene	2.612	61	262378	40.39	ug/L	87
11) Acetone	2.650	43	68977	26.16	ug/L	100
12) Carbon disulfide	2.804	76	471514	34.55	ug/L	99
14) Methylene chloride	3.002	84	258413	44.71	ug/L	88
15) Acrylonitrile	3.199	53	86279	46.18	ug/L	99
17) Methyl tert-butyl Ether	3.226	73	642603	43.05	ug/L	95
18) trans-1,2-Dichloroethene	3.226	61	297394	44.85	ug/L	84
19) 1,1-Dichloroethane	3.578	63	441903	44.22	ug/L	98
20) Vinyl acetate	3.610	43	252535	29.49	ug/L	94
21) 2,2-Dichloropropane	4.069	77	359971	45.83	ug/L	94
22) 2-Butanone	4.074	72	34233	43.68	ug/L #	66
23) cis-1,2-Dichloroethene	4.064	96	306252	44.45	ug/L #	86
24) Bromochloromethane	4.272	128	136576	47.85	ug/L #	68
25) Chloroform	4.331	83	492550	45.09	ug/L	99
28) 1,1,1-Trichloroethane	4.501	97	386884	47.12	ug/L	95
30) Carbon Tetrachloride	4.651	117	302480	48.58	ug/L	100
31) Benzene	4.832	78	1144304	46.89	ug/L	95
32) 1,2-Dichloroethane	4.843	62	324766	46.52	ug/L	99
33) Trichloroethene	5.409	130	288851	47.88	ug/L #	85
36) 1,2-Dichloropropane	5.617	63	302168	47.40	ug/L #	66
38) Dibromomethane	5.724	93	170366	48.36	ug/L #	70
39) Bromodichloromethane	5.868	83	379515	49.32	ug/L	98
40) 2-Chloroethyl vinyl Ether	6.150	63	187780	56.85	ug/L	90
42) 1,1-Dichloropropene	4.645	75	357316	45.14	ug/L	93
43) cis-1,3-Dichloropropene	6.295	75	463176	49.57	ug/L	93
44) 4-Methyl-2-pentanone	6.444	43	261572	50.52	ug/L	89
46) Toluene	6.625	91	1199792	46.77	ug/L	99

8/6 AB

Quantitation Report (QT Reviewed)

Data File: C:\msdchem\1\DATA\080510\V77313.D
DataAcq Meth:8260RUN.M
Acq On : 5 Aug 2010 7:47 pm
Sample : SOIL LCS
Misc : Soil
ALS Vial : 16 Sample Multiplier: 1

Operator: Bill Brew
Inst : Instrument #1

Quant Time: Aug 06 11:56:36 2010
Quant Method : C:\msdchem\1\METHODS\080410a.M
Quant Title : 8260/624 Analysis
QLast Update : Thu Aug 05 12:44:28 2010
Response via : Initial Calibration
Integrator: RTE

Compound	R.T.	QIon	Response	Conc	Units		Dev(Min)
47) trans-1,3-Dichloropropene	6.834	75	416633	52.55	ug/L		93
48) 1,1,2-Trichloroethane	7.020	97	263489	47.15	ug/L		94
49) 1,3-Dichloropropane	7.191	76	442395	48.25	ug/L		100
50) Tetrachloroethene	7.170	166	372521	51.00	ug/L		93
51) 2-Hexanone	7.277	43	188338	43.06	ug/L		92
52) Dibromochloromethane	7.421	129	273101	53.24	ug/L		99
53) 1,2-Dibromoethane	7.543	107	280591	52.11	ug/L		98
55) Chlorobenzene	8.050	112	780789	48.29	ug/L		86
56) 1,1,1,2-Tetrachloroethane	8.136	131	273506	52.16	ug/L		96
57) Ethylbenzene	8.168	91	1387132	50.08	ug/L		94
58) m,p-Xylene	8.291	106	1068374	95.27	ug/L	#	85
59) o-Xylene	8.712	106	556485	48.56	ug/L		89
60) Styrene	8.728	104	936934	50.90	ug/L		95
61) Bromoform	8.920	173	189284	46.50	ug/L		97
62) Isopropylbenzene	9.118	105	1416403	50.13	ug/L		95
63) 1,2,3-Trichloropropane	9.486	110	101758	48.80	ug/L	#	64
65) Bromobenzene	9.443	156	369607	49.73	ug/L	#	68
66) 1,1,2,2-Tetrachloroethane	9.438	83	369944	50.03	ug/L		95
67) n-Propylbenzene	9.566	91	1732706	52.64	ug/L		89
68) 2-Chlorotoluene	9.657	126	341332	49.37	ug/L	#	66
69) 4-Chlorotoluene	9.774	126	336165	47.95	ug/L	#	52
70) 1,3,5-Trimethylbenzene	9.763	105	1185353	51.60	ug/L		93
71) tert-Butylbenzene	10.126	134	276059	49.87	ug/L	#	75
72) 1,2,4-Trimethylbenzene	10.174	105	1205597	50.07	ug/L		93
73) sec-Butylbenzene	10.372	105	1610963	50.81	ug/L		90
74) p-Isopropyltoluene	10.537	119	1311939	51.38	ug/L		94
76) 1,3-Dichlorobenzene	10.484	146	693318	46.38	ug/L		96
77) 1,4-Dichlorobenzene	10.585	146	681120	46.62	ug/L		97
78) n-Butylbenzene	10.996	91	1259905	47.64	ug/L		93
79) 1,2-Dichlorobenzene	11.002	146	657032	47.13	ug/L		98
81) 1,2-Dibromo-3-Chloropr...	11.882	157	73179	50.15	ug/L	#	83
82) 1,2,4-Trichlorobenzene	12.773	180	525314	48.74	ug/L		99
83) 1,2,3-Trichlorobenzene	13.264	180	481700	48.65	ug/L		95
84) Hexachlorobutadiene	12.955	225	322311	46.50	ug/L		99
85) Naphthalene	13.024	128	1077614	51.04	ug/L		99

8/6 AB

(#) = qualifier out of range (m) = manual integration (+) = signals summed

Quantitation Report (QT Reviewed)

Data File: C:\msdchem\1\DATA\080510\V77313.D
DataAcq Meth:8260RUN.M
Acq On : 5 Aug 2010 7:47 pm
Sample : SOIL LCS
Misc : Soil
ALS Vial : 16 Sample Multiplier: 1

Operator: Bill Brew
Inst : Instrument #1

Quant Time: Aug 06 11:56:36 2010
Quant Method : C:\msdchem\1\METHODS\080410a.M
Quant Title : 8260/624 Analysis
QLast Update : Thu Aug 05 12:44:28 2010
Response via : Initial Calibration
Integrator: RTE

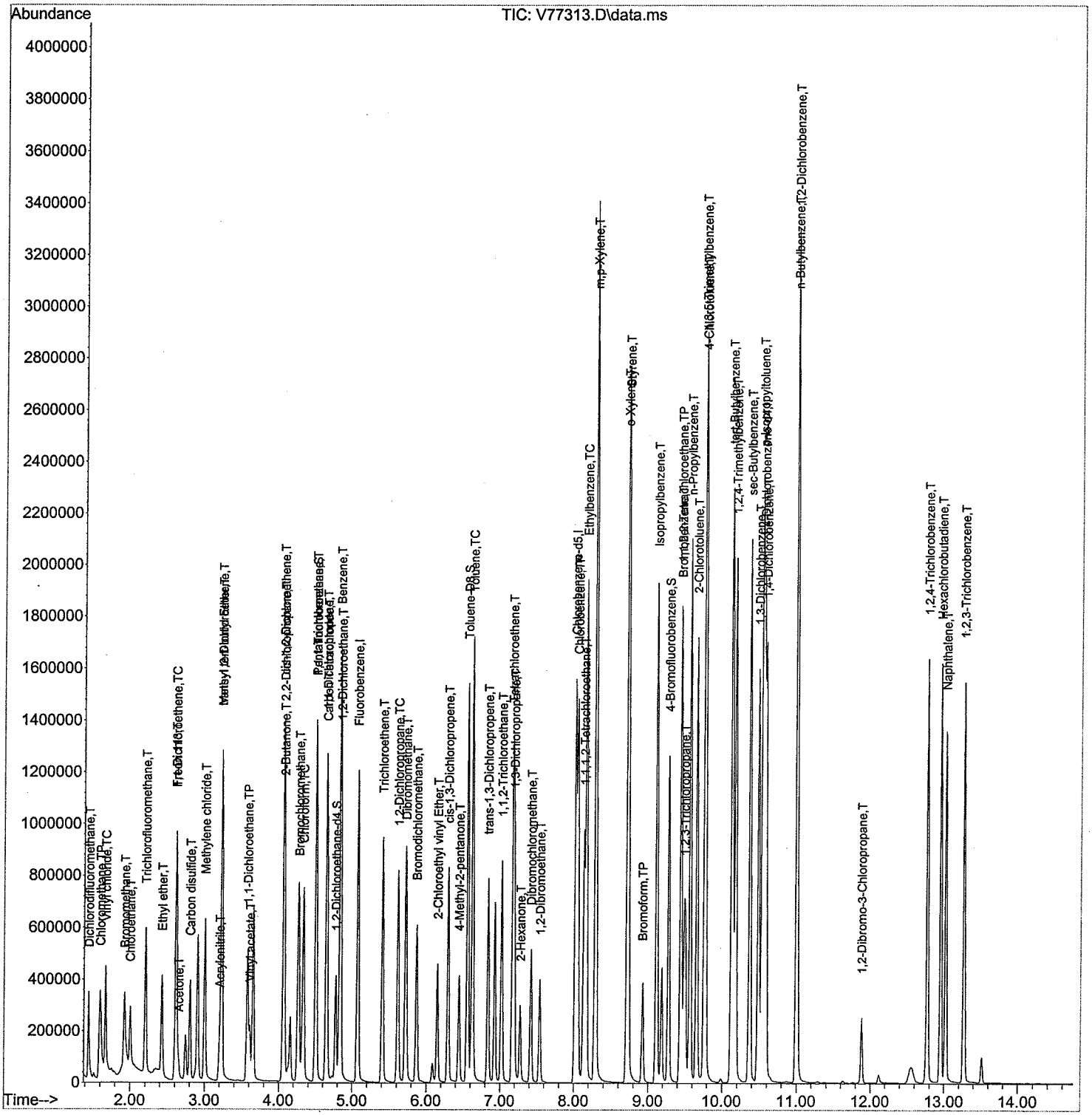

Quantitation Report (QT Reviewed)

Data File: C:\msdchem\1\DATA\072810\V77085.D
DataAcq Meth:8260RUN.M
Acq On : 28 Jul 2010 3:26 pm
Sample : SOIL #9853 MS
Misc : Soil 2.68g
ALS Vial : 56 Sample Multiplier: 1

Operator: Bill Brew
Inst : Instrument #1

Quant Time: Jul 28 16:00:07 2010
Quant Method : C:\msdchem\1\METHODS\071910.M
Quant Title : 8260/624 Analysis
QLast Update : Wed Jul 28 11:45:14 2010
Response via : Initial Calibration
Integrator: RTE

Compound	R.T.	QIon	Response	Conc	Units	Dev(Min)
Internal Standards						
1) Fluorobenzene	5.070	96	1486502	50.00	ug/L	0.00
54) Chlorobenzene-d5	8.021	117	1183754	50.00	ug/L	0.00
75) 1,4-Dichlorobenzene-d4	10.562	152	574026	50.00	ug/L	0.00
System Monitoring Compounds						
26) Pentafluorobenzene	4.499	168	697096	45.37	ug/L	0.00
Spiked Amount 50.000	Range 69 - 125		Recovery = 90.74%			
29) 1,2-Dichloroethane-d4	4.771	65	367301	40.85	ug/L	0.00
Spiked Amount 50.000	Range 64 - 123		Recovery = 81.70%			
45) Toluene-D8	6.559	98	1403613	46.27	ug/L	0.00
Spiked Amount 50.000	Range 70 - 115		Recovery = 92.54%			
64) 4-Bromofluorobenzene	9.275	95	591475	43.97	ug/L	0.00
Spiked Amount 50.000	Range 63 - 114		Recovery = 87.94%			
Target Compounds						Qvalue
2) Dichlorodifluoromethane	1.441	85	403334	40.11	ug/L	98
3) Chloromethane	1.596	50	512887	44.42	ug/L	97
4) Vinyl chloride	1.665	62	464090	45.17	ug/L	99
5) Bromomethane	1.916	94	262085	46.21	ug/L	99
6) Chloroethane	1.996	64	273699	48.03	ug/L	98
7) Trichlorofluoromethane	2.199	101	581565	47.31	ug/L	99
8) Ethyl ether	2.423	59	245929	42.08	ug/L	100
9) Freon 113	2.610	101	275474	48.04	ug/L	96
10) 1,1-Dichloroethene	2.610	61	369473	38.94	ug/L	86
11) Acetone	2.642	43	168474	51.14	ug/L	96
12) Carbon disulfide	2.802	76	703409	35.73	ug/L	99
14) Methylene chloride	2.994	84	346292	40.54	ug/L	87
15) Acrylonitrile	3.191	53	116051	44.26	ug/L	97
17) Methyl tert-butyl Ether	3.223	73	898801	43.18	ug/L	92
18) trans-1,2-Dichloroethene	3.223	61	420989	43.79	ug/L	82
19) 1,1-Dichloroethane	3.570	63	596611	41.61	ug/L	98
20) Vinyl acetate	3.602	43	382927	30.32	ug/L	91
21) 2,2-Dichloropropane	4.061	77	527230	42.28	ug/L	93
22) 2-Butanone	4.067	72	45114	46.50	ug/L #	59
23) cis-1,2-Dichloroethene	4.061	96	393421	43.08	ug/L #	81
24) Bromochloromethane	4.264	128	168660	45.40	ug/L #	66
25) Chloroform	4.333	83	645213	45.83	ug/L	99
28) 1,1,1-Trichloroethane	4.499	97	530111	42.83	ug/L	96
30) Carbon Tetrachloride	4.648	117	403023	40.65	ug/L	99
31) Benzene	4.830	78	1547506	45.02	ug/L	95
32) 1,2-Dichloroethane	4.840	62	413239	41.41	ug/L	99
33) Trichloroethene	5.406	130	381400	45.36	ug/L #	85
34) Methylcyclohexane	5.588	83	37201	2.43	ug/L	86
36) 1,2-Dichloropropane	5.614	63	397035	43.92	ug/L #	69
38) Dibromomethane	5.721	93	197193	40.09	ug/L #	69
39) Bromodichloromethane	5.865	83	452627	39.23	ug/L	98
40) 2-Chloroethyl vinyl Ether	6.148	63	198465	39.95	ug/L	91
42) 1,1-Dichloropropene	4.643	75	512830	45.11	ug/L	93
43) cis-1,3-Dichloropropene	6.292	75	559016	38.22	ug/L	93
44) 4-Methyl-2-pentanone	6.441	43	333241	39.02	ug/L	88

7/28 MB

Quantitation Report (QT Reviewed)

Data File: C:\msdchem\1\DATA\072810\V77085.D
DataAcq Meth:8260RUN.M
Acq On : 28 Jul 2010 3:26 pm
Sample : SOIL #9853 MS
Misc : Soil 2.68g
ALS Vial : 56 Sample Multiplier: 1

Operator: Bill Brew
Inst : Instrument #1

Quant Time: Jul 28 16:00:07 2010
Quant Method : C:\msdchem\1\METHODS\071910.M
Quant Title : 8260/624 Analysis
QLast Update : Wed Jul 28 11:45:14 2010
Response via : Initial Calibration
Integrator: RTE

Compound	R.T.	QIon	Response	Conc Units	Dev(Min)
46) Toluene	6.623	91	1553268	41.20 ug/L	99
47) trans-1,3-Dichloropropene	6.836	75	451776	35.22 ug/L	93
48) 1,1,2-Trichloroethane	7.018	97	298556	40.07 ug/L	94
49) 1,3-Dichloropropane	7.189	76	492480	39.87 ug/L	100
50) Tetrachloroethene	7.173	166	511662	50.26 ug/L	94
51) 2-Hexanone	7.274	43	188343	26.22 ug/L	94
52) Dibromochloromethane	7.418	129	274928	37.63 ug/L	98
53) 1,2-Dibromoethane	7.541	107	270198	36.67 ug/L	99
55) Chlorobenzene	8.053	112	891149	40.54 ug/L	85
56) 1,1,1,2-Tetrachloroethane	8.133	131	301721	40.03 ug/L	95
57) Ethylbenzene	8.165	91	1697578	41.64 ug/L	94
58) m,p-Xylene	8.288	106	1339526	81.96 ug/L	88
59) o-Xylene	8.715	106	672559	38.61 ug/L	91
60) Styrene	8.731	104	979112	35.77 ug/L	95
61) Bromoform	8.923	173	146659	24.67 ug/L	97
62) Isopropylbenzene	9.115	105	1751648	41.43 ug/L	95
63) 1,2,3-Trichloropropane	9.483	110	93262	32.47 ug/L #	82
65) Bromobenzene	9.441	156	339471	33.56 ug/L #	65
66) 1,1,2,2-Tetrachloroethane	9.435	83	333776	34.16 ug/L	94
67) n-Propylbenzene	9.564	91	2035540	43.04 ug/L	89
68) 2-Chlorotoluene	9.654	126	364555	36.43 ug/L #	62
69) 4-Chlorotoluene	9.777	126	337012	33.76 ug/L #	51
70) 1,3,5-Trimethylbenzene	9.761	105	1336038	39.13 ug/L	93
71) tert-Butylbenzene	10.124	134	330623	41.44 ug/L #	77
72) 1,2,4-Trimethylbenzene	10.177	105	1293954	35.68 ug/L	93
73) sec-Butylbenzene	10.369	105	1913645	40.55 ug/L	89
74) p-Isopropyltoluene	10.535	119	1453019	38.23 ug/L	93
76) 1,3-Dichlorobenzene	10.487	146	602584	32.54 ug/L	95
77) 1,4-Dichlorobenzene	10.588	146	570397	31.90 ug/L	97
78) n-Butylbenzene	10.994	91	1363554	40.33 ug/L	93
79) 1,2-Dichlorobenzene	11.004	146	500353	29.48 ug/L	98
81) 1,2-Dibromo-3-Chloropr...	11.880	157	39851	21.13 ug/L #	79
82) 1,2,4-Trichlorobenzene	12.771	180	267931	19.12 ug/L	96
83) 1,2,3-Trichlorobenzene	13.267	180	210096	16.69 ug/L	94
84) Hexachlorobutadiene	12.952	225	285998	32.93 ug/L	99
85) Naphthalene	13.022	128	516763	17.99 ug/L	99

-3.3

7/28 MB

(#) = qualifier out of range (m) = manual integration (+) = signals summed

Quantitation Report (QT Reviewed)

Data File: C:\msdchem\1\DATA\072810\V77085.D
DataAcq Meth:8260RUN.M
Acq On : 28 Jul 2010 3:26 pm
Sample : SOIL #9853 MS
Misc : Soil 2.68g
ALS Vial : 56 Sample Multiplier: 1

Operator: Bill Brew
Inst : Instrument #1

Quant Time: Jul 28 16:00:07 2010
Quant Method : C:\msdchem\1\METHODS\071910.M
Quant Title : 8260/624 Analysis
QLast Update : Wed Jul 28 11:45:14 2010
Response via : Initial Calibration
Integrator: RTE

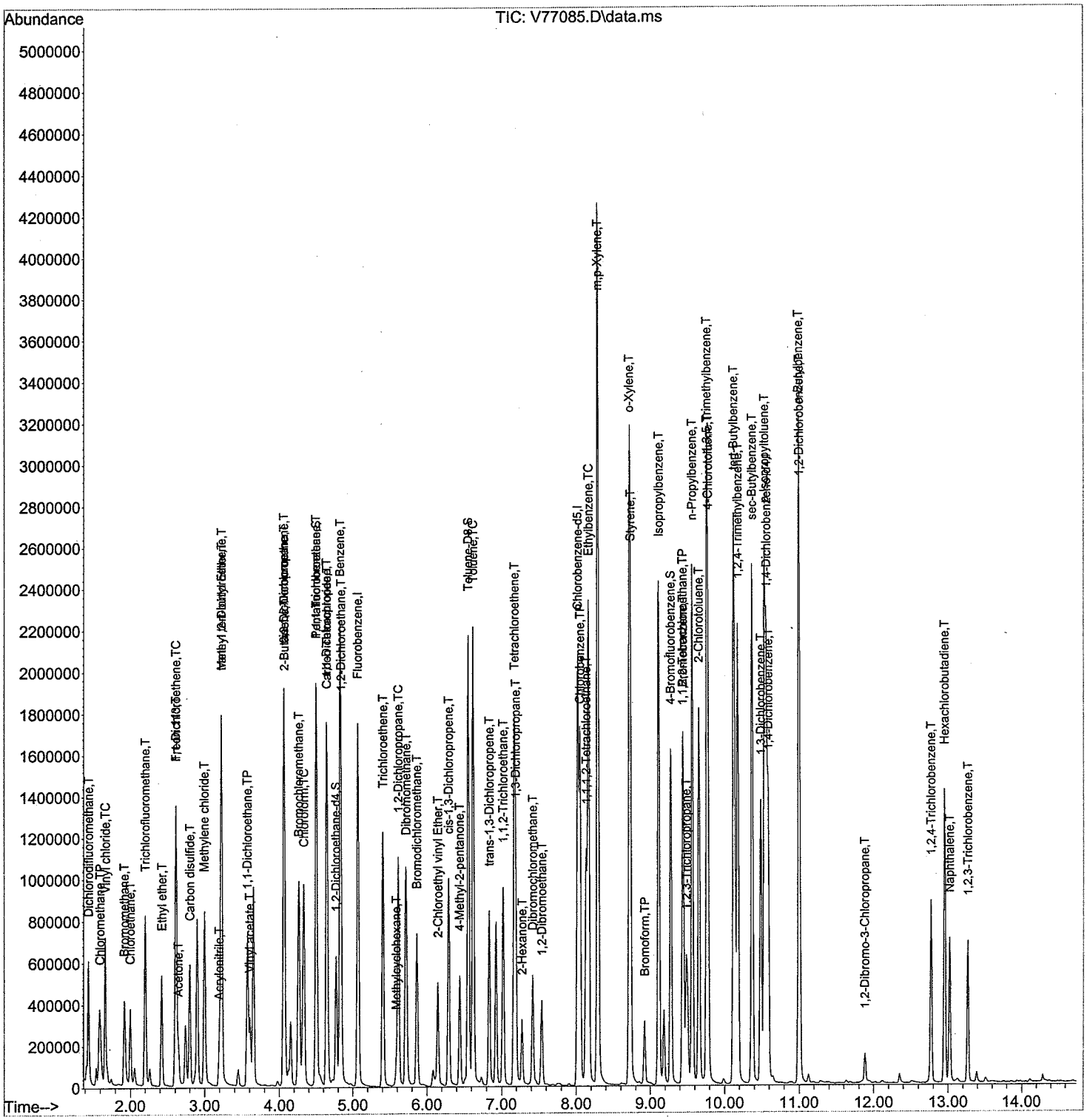

Quantitation Report (QT Reviewed)

Data File: C:\msdchem\1\DATA\072810\V77086.D
DataAcq Meth:8260RUN.M
Acq On : 28 Jul 2010 3:50 pm
Sample : SOIL #9853 MSD
Misc : Soil 2.50g
ALS Vial : 57 Sample Multiplier: 1

Operator: Bill Brew
Inst : Instrument #1

Quant Time: Jul 28 16:05:55 2010
Quant Method : C:\msdchem\1\METHODS\071910.M
Quant Title : 8260/624 Analysis
QLast Update : Wed Jul 28 11:45:14 2010
Response via : Initial Calibration
Integrator: RTE

Compound	R.T.	QIon	Response	Conc	Units		Dev(Min)
Internal Standards							
1) Fluorobenzene	5.071	96	1502314	50.00	ug/L		0.00
54) Chlorobenzene-d5	8.022	117	1183809	50.00	ug/L		0.00
75) 1,4-Dichlorobenzene-d4	10.557	152	571786	50.00	ug/L		0.00
System Monitoring Compounds							
26) Pentafluorobenzene	4.500	168	714300	46.00	ug/L		0.00
Spiked Amount 50.000	Range 69 - 125		Recovery = 92.00%				
29) 1,2-Dichloroethane-d4	4.772	65	370813	40.81	ug/L		0.00
Spiked Amount 50.000	Range 64 - 123		Recovery = 81.62%				
45) Toluene-D8	6.560	98	1446022	47.16	ug/L		0.00
Spiked Amount 50.000	Range 70 - 115		Recovery = 94.32%				
64) 4-Bromofluorobenzene	9.276	95	589493	43.82	ug/L		0.00
Spiked Amount 50.000	Range 63 - 114		Recovery = 87.64%				
Target Compounds							Qvalue
2) Dichlorodifluoromethane	1.442	85	389233	38.30	ug/L		99
3) Chloromethane	1.591	50	500242	42.87	ug/L		98
4) Vinyl chloride	1.666	62	474365	45.68	ug/L		99
5) Bromomethane	1.917	94	255312	44.35	ug/L		99
6) Chloroethane	1.997	64	267516	46.45	ug/L		98
7) Trichlorofluoromethane	2.200	101	575496	46.32	ug/L		99
8) Ethyl ether	2.419	59	255625	43.28	ug/L		100
9) Freon 113	2.605	101	273954	47.27	ug/L		96
10) 1,1-Dichloroethene	2.611	61	374635	39.07	ug/L		85
11) Acetone	2.643	43	170462	51.21	ug/L		95
12) Carbon disulfide	2.798	76	685722	34.46	ug/L		100
14) Methylene chloride	2.995	84	347306	40.19	ug/L		89
15) Acrylonitrile	3.192	53	131636	49.68	ug/L		100
17) Methyl tert-butyl Ether	3.219	73	916074	43.55	ug/L		91
18) trans-1,2-Dichloroethene	3.224	61	416894	42.91	ug/L		82
19) 1,1-Dichloroethane	3.571	63	596810	41.18	ug/L		99
20) Vinyl acetate	3.603	43	398273	31.20	ug/L		93
21) 2,2-Dichloropropane	4.062	77	527061	41.83	ug/L		91
22) 2-Butanone	4.073	72	47763	48.71	ug/L	#	58
23) cis-1,2-Dichloroethene	4.062	96	381203	41.31	ug/L	#	83
24) Bromochloromethane	4.265	128	168926	45.00	ug/L	#	65
25) Chloroform	4.329	83	643017	45.17	ug/L		100
28) 1,1,1-Trichloroethane	4.500	97	519838	41.56	ug/L		97
30) Carbon Tetrachloride	4.649	117	401693	40.09	ug/L		99
31) Benzene	4.831	78	1547432	44.54	ug/L		95
32) 1,2-Dichloroethane	4.842	62	423743	42.02	ug/L		98
33) Trichloroethene	5.407	130	378054	44.49	ug/L	#	84
34) Methylcyclohexane	5.589	83	52663	3.41	ug/L		86
36) 1,2-Dichloropropane	5.615	63	406637	44.51	ug/L	#	69
38) Dibromomethane	5.722	93	202707	40.78	ug/L	#	69
39) Bromodichloromethane	5.866	83	458333	39.30	ug/L		97
40) 2-Chloroethyl vinyl Ether	6.149	63	211821	42.19	ug/L		90
42) 1,1-Dichloropropene	4.644	75	521199	45.37	ug/L		91
43) cis-1,3-Dichloropropene	6.293	75	577659	39.08	ug/L		93
44) 4-Methyl-2-pentanone	6.443	43	381640	44.22	ug/L		89

7/28 ms

Quantitation Report (QT Reviewed)

Data File: C:\msdchem\1\DATA\072810\V77086.D
DataAcq Meth:8260RUN.M
Acq On : 28 Jul 2010 3:50 pm
Sample : SOIL #9853 MSD
Misc : Soil 2.50g
ALS Vial : 57 Sample Multiplier: 1

Operator: Bill Brew
Inst : Instrument #1

Quant Time: Jul 28 16:05:55 2010
Quant Method : C:\msdchem\1\METHODS\071910.M
Quant Title : 8260/624 Analysis
QLast Update : Wed Jul 28 11:45:14 2010
Response via : Initial Calibration
Integrator: RTE

Compound	R.T.	QIon	Response	Conc Units		Dev(Min)
46) Toluene	6.624	91	1599310	41.97 ug/L		98
47) trans-1,3-Dichloropropene	6.832	75	486196	37.50 ug/L		93
48) 1,1,2-Trichloroethane	7.019	97	318408	42.28 ug/L		94
49) 1,3-Dichloropropane	7.190	76	518229	41.52 ug/L		99
50) Tetrachloroethene	7.168	166	501574	48.75 ug/L	-3.3	94
51) 2-Hexanone	7.275	43	225208	31.02 ug/L		94
52) Dibromochloromethane	7.419	129	283145	38.35 ug/L		98
53) 1,2-Dibromoethane	7.542	107	289801	38.91 ug/L		99
55) Chlorobenzene	8.049	112	916137	41.68 ug/L		87
56) 1,1,1,2-Tetrachloroethane	8.134	131	309731	41.09 ug/L		95
57) Ethylbenzene	8.166	91	1725969	42.39 ug/L		95
58) m,p-Xylene	8.289	106	1393327	85.25 ug/L		91
59) o-Xylene	8.716	106	677054	38.87 ug/L		90
60) Styrene	8.727	104	996724	36.45 ug/L		94
61) Bromoform	8.924	173	161677	27.20 ug/L		98
62) Isopropylbenzene	9.116	105	1766541	41.79 ug/L		94
63) 1,2,3-Trichloropropane	9.485	110	102493	35.68 ug/L	#	79
65) Bromobenzene	9.442	156	349686	34.56 ug/L	#	65
66) 1,1,2,2-Tetrachloroethane	9.437	83	367461	37.60 ug/L		95
67) n-Propylbenzene	9.565	91	2011420	42.53 ug/L		90
68) 2-Chlorotoluene	9.655	126	364941	36.47 ug/L	#	64
69) 4-Chlorotoluene	9.778	126	344500	34.51 ug/L	#	54
70) 1,3,5-Trimethylbenzene	9.762	105	1336993	39.15 ug/L		93
71) tert-Butylbenzene	10.125	134	327200	41.01 ug/L	#	75
72) 1,2,4-Trimethylbenzene	10.178	105	1317799	36.34 ug/L		92
73) sec-Butylbenzene	10.370	105	1904294	40.35 ug/L		89
74) p-Isopropyltoluene	10.536	119	1467084	38.60 ug/L		93
76) 1,3-Dichlorobenzene	10.488	146	613326	33.25 ug/L		95
77) 1,4-Dichlorobenzene	10.584	146	586730	32.95 ug/L		98
78) n-Butylbenzene	10.995	91	1351498	40.12 ug/L		93
79) 1,2-Dichlorobenzene	11.006	146	513628	30.38 ug/L		98
81) 1,2-Dibromo-3-Chloropr...	11.886	157	46277	24.63 ug/L	#	79
82) 1,2,4-Trichlorobenzene	12.772	180	265768	19.04 ug/L		99
83) 1,2,3-Trichlorobenzene	13.263	180	208672	16.65 ug/L		94
84) Hexachlorobutadiene	12.953	225	277455	32.07 ug/L		98
85) Naphthalene	13.023	128	550023	19.23 ug/L		99

7/28 AB

(#) = qualifier out of range (m) = manual integration (+) = signals summed

Data File: C:\msdchem\1\DATA\072810\V77086.D
DataAcq Meth:8260RUN.M
Acq On : 28 Jul 2010 3:50 pm
Sample : SOIL #9853 MSD
Misc : Soil 2.50g
ALS Vial : 57 Sample Multiplier: 1

Operator: Bill Brew
Inst : Instrument #1

Quant Time: Jul 28 16:05:55 2010
Quant Method : C:\msdchem\1\METHODS\071910.M
Quant Title : 8260/624 Analysis
QLast Update : Wed Jul 28 11:45:14 2010
Response via : Initial Calibration
Integrator: RTE

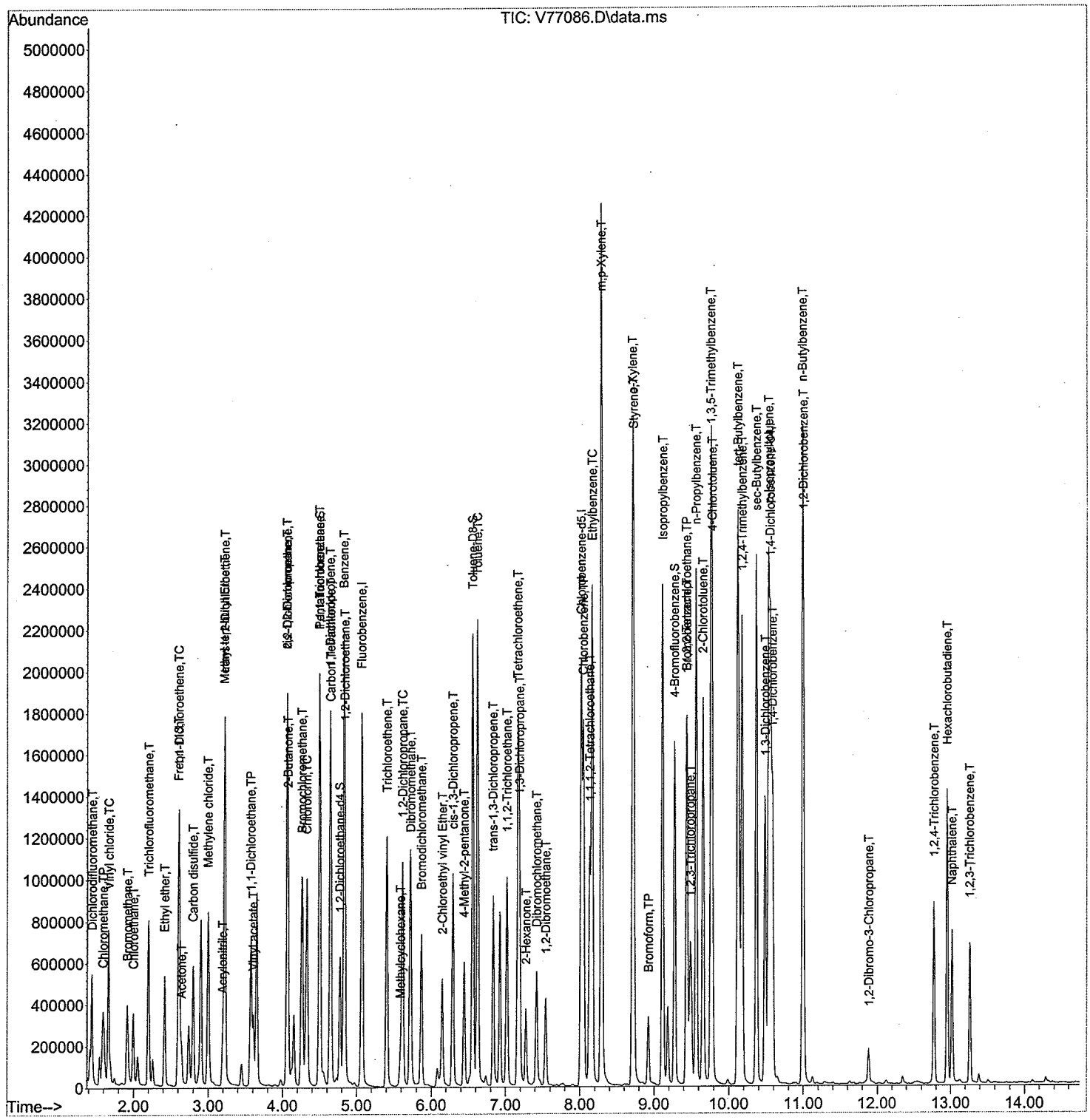

3038 A Day Quantitation Report (Not Reviewed) MS cont.

Data File: C:\msdchem\1\DATA\080510\V77315.D
DataAcq Meth:8260RUN.M
Acq On : 5 Aug 2010 8:35 pm
Sample : SOIL #10126 MS
Misc : Soil 2.52g
ALS Vial : 18 Sample Multiplier: 1

Operator: Bill Brew
Inst : Instrument #1

Quant Time: Aug 06 07:08:58 2010
Quant Method : C:\msdchem\1\METHODS\080410a.M
Quant Title : 8260/624 Analysis
QLast Update : Thu Aug 05 12:44:28 2010
Response via : Initial Calibration
Integrator: RTE

Compound	R.T.	QIon	Response	Conc Units	Dev(Min)
Internal Standards					
1) Fluorobenzene	5.075	96	978613	50.00 ug/L	0.00
54) Chlorobenzene-d5	8.021	117	843525	50.00 ug/L	0.00
75) 1,4-Dichlorobenzene-d4	10.556	152	437997	50.00 ug/L	0.00
System Monitoring Compounds					
26) Pentafluorobenzene	4.504	168	488900	45.96 ug/L	0.00
Spiked Amount 50.000	Range 69 - 125		Recovery = 91.92%		
29) 1,2-Dichloroethane-d4	4.776	65	242469	40.73 ug/L	0.01
Spiked Amount 50.000	Range 64 - 123		Recovery = 81.46%		
45) Toluene-D8	6.558	98	936336	46.61 ug/L	0.00
Spiked Amount 50.000	Range 70 - 115		Recovery = 93.22%		
64) 4-Bromofluorobenzene	9.280	95	426485	49.37 ug/L	0.00
Spiked Amount 50.000	Range 63 - 114		Recovery = 98.74%		
Target Compounds					Qvalue
2) Dichlorodifluoromethane	1.446	85	228918	38.06 ug/L	99
3) Chloromethane	1.601	50	305462	40.80 ug/L	97
4) Vinyl chloride	1.670	62	284379	42.08 ug/L	100
5) Bromomethane	1.926	94	148743	34.98 ug/L	96
6) Chloroethane	2.006	64	291655	74.07 ug/L	77
7) Trichlorofluoromethane	2.209	101	386926	46.49 ug/L	98
8) Ethyl ether	2.428	59	143607	36.07 ug/L	100
9) Freon 113	2.615	101	186724	46.37 ug/L	95
10) 1,1-Dichloroethene	2.620	61	235401	37.93 ug/L	86
11) Acetone	2.652	43	73960	30.74 ug/L	93
12) Carbon disulfide	2.801	76	401252	30.77 ug/L	100
13) Methyl acetate	2.913	43	31462	10.04 ug/L #	88
14) Methylene chloride	3.004	84	216242	38.89 ug/L	89
15) Acrylonitrile	3.202	53	56896	31.87 ug/L	98
17) Methyl tert-butyl Ether	3.228	73	517578	36.29 ug/L	96
18) trans-1,2-Dichloroethene	3.228	61	230708	36.42 ug/L	86
19) 1,1-Dichloroethane	3.575	63	375352	39.31 ug/L	98
20) Vinyl acetate	3.613	43	149953	18.32 ug/L	94
21) 2,2-Dichloropropane	4.072	77	340699	45.39 ug/L	94
22) 2-Butanone	4.072	72	22682	30.29 ug/L #	64
23) cis-1,2-Dichloroethene	4.066	96	239044	36.31 ug/L #	83
24) Bromochloromethane	4.274	128	98446	36.10 ug/L #	68
25) Chloroform	4.333	83	394424	37.78 ug/L	99
28) 1,1,1-Trichloroethane	4.504	97	344628	43.93 ug/L	97
30) Carbon Tetrachloride	4.653	117	264164	44.40 ug/L	99
31) Benzene	4.835	78	889373	38.14 ug/L	95
32) 1,2-Dichloroethane	4.845	62	211226	31.66 ug/L	99
33) Trichloroethene	5.411	130	229277	39.77 ug/L #	85
36) 1,2-Dichloropropane	5.619	63	228302	37.48 ug/L #	67
38) Dibromomethane	5.726	93	95234	28.29 ug/L #	70
39) Bromodichloromethane	5.865	83	227474	30.94 ug/L	99
40) 2-Chloroethyl vinyl Ether	6.153	63	64754	20.52 ug/L	91
42) 1,1-Dichloropropene	4.648	75	294689	38.96 ug/L	93
43) cis-1,3-Dichloropropene	6.297	75	216913	24.30 ug/L	92
44) 4-Methyl-2-pentanone	6.446	43	150529	30.43 ug/L	89

8/6 AM

Quantitation Report (Not Reviewed)

Data File: C:\msdchem\1\DATA\080510\V77315.D
DataAcq Meth:8260RUN.M
Acq On : 5 Aug 2010 8:35 pm
Sample : SOIL #10126 MS
Misc : Soil 2.52g
ALS Vial : 18 Sample Multiplier: 1

Operator: Bill Brew
Inst : Instrument #1

Quant Time: Aug 06 07:08:58 2010
Quant Method : C:\msdchem\1\METHODS\080410a.M
Quant Title : 8260/624 Analysis
QLast Update : Thu Aug 05 12:44:28 2010
Response via : Initial Calibration
Integrator: RTE

Compound	R.T.	QIon	Response	Conc Units		Dev(Min)
46) Toluene	6.628	91	807032	32.93 ug/L		99
47) trans-1,3-Dichloropropene	6.836	75	143800	18.98 ug/L		93
48) 1,1,2-Trichloroethane	7.023	97	140808	26.37 ug/L		93
49) 1,3-Dichloropropane	7.188	76	197665	22.56 ug/L		99
50) Tetrachloroethene	7.172	166	646429	92.63 ug/L		94
51) 2-Hexanone	7.274	43	61150	14.63 ug/L		93
52) Dibromochloromethane	7.423	129	110260	22.49 ug/L		99
53) 1,2-Dibromoethane	7.540	107	90739	17.63 ug/L		97
55) Chlorobenzene	8.053	112	384827	25.07 ug/L		85
56) 1,1,1,2-Tetrachloroethane	8.138	131	158892	31.92 ug/L		96
57) Ethylbenzene	8.165	91	878030	33.39 ug/L		94
58) m,p-Xylene	8.288	106	653541	61.39 ug/L	#	83
59) o-Xylene	8.715	106	316350	29.07 ug/L	#	84
60) Styrene	8.731	104	359017	20.54 ug/L		91
61) Bromoform	8.923	173	45898	11.93 ug/L		97
62) Isopropylbenzene	9.115	105	923785	34.44 ug/L		93
63) 1,2,3-Trichloropropane	9.488	110	35453	17.91 ug/L		97
65) Bromobenzene	9.440	156	123113	17.45 ug/L	#	67
66) 1,1,2,2-Tetrachloroethane	9.435	83	130766	18.63 ug/L		95
67) n-Propylbenzene	9.563	91	928389	29.71 ug/L		88
68) 2-Chlorotoluene	9.659	126	158300	24.12 ug/L	#	64
69) 4-Chlorotoluene	9.777	126	121621	18.27 ug/L	#	47
70) 1,3,5-Trimethylbenzene	9.761	105	599283	27.48 ug/L		92
71) tert-Butylbenzene	10.123	134	165449	31.48 ug/L	#	74
72) 1,2,4-Trimethylbenzene	10.177	105	518388	22.68 ug/L		92
73) sec-Butylbenzene	10.369	105	950073	31.56 ug/L		89
74) p-Isopropyltoluene	10.534	119	643748	26.55 ug/L		93
76) 1,3-Dichlorobenzene	10.486	146	187913	14.46 ug/L		95
77) 1,4-Dichlorobenzene	10.582	146	169443	13.34 ug/L		95
78) n-Butylbenzene	10.993	91	528295	22.97 ug/L		92
79) 1,2-Dichlorobenzene	11.004	146	166239	13.71 ug/L		96
81) 1,2-Dibromo-3-Chloropr...	11.885	157	10884	9.15 ug/L	#	80
82) 1,2,4-Trichlorobenzene	12.776	180	63258	6.75 ug/L		97
83) 1,2,3-Trichlorobenzene	13.267	180	52732	6.12 ug/L		95
84) Hexachlorobutadiene	12.952	225	129076	21.42 ug/L		98
85) Naphthalene	13.021	128	122850	6.69 ug/L		99

(#) = qualifier out of range (m) = manual integration (+) = signals summed

Quantitation Report (Not Reviewed)

Data File: C:\msdchem\1\DATA\080510\V77315.D
DataAcq Meth:8260RUN.M
Acq On : 5 Aug 2010 8:35 pm
Sample : SOIL #10126 MS
Misc : Soil 2.52g
ALS Vial : 18 Sample Multiplier: 1

Operator: Bill Brew
Inst : Instrument #1

Quant Time: Aug 06 07:08:58 2010
Quant Method : C:\msdchem\1\METHODS\080410a.M
Quant Title : 8260/624 Analysis
QLast Update : Thu Aug 05 12:44:28 2010
Response via : Initial Calibration
Integrator: RTE

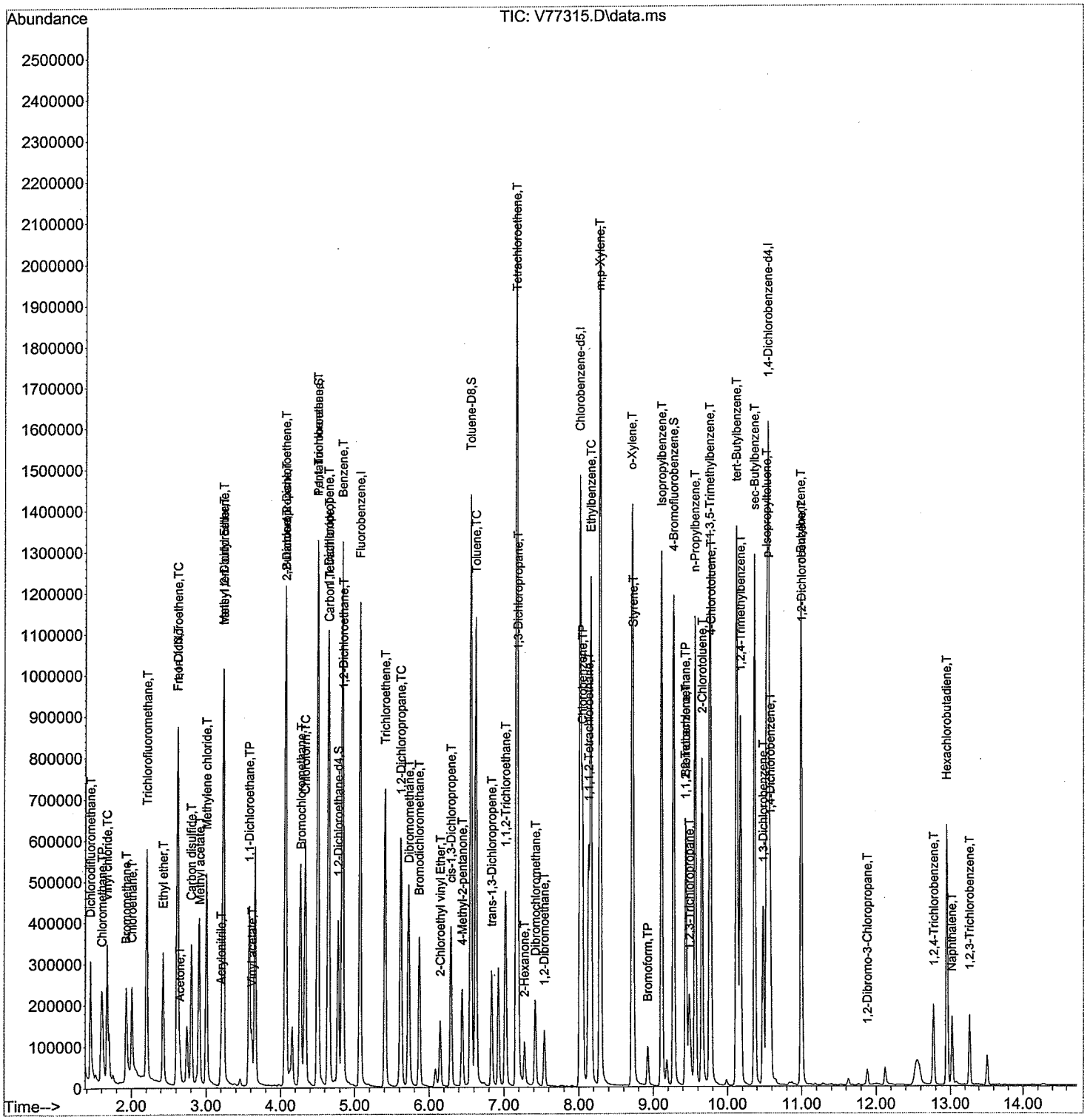

MS crit

Quantitation Report (Not Reviewed)

Data File: C:\msdchem\1\DATA\080510\V77316.D
DataAcq Meth:8260RUN.M
Acq On : 5 Aug 2010 8:59 pm
Operator: Bill Brew
Sample : SOIL #10126 MSD
Inst : Instrument #1
Misc : Soil 2.67g
ALS Vial : 19 Sample Multiplier: 1

Quant Time: Aug 06 07:09:02 2010
Quant Method : C:\msdchem\1\METHODS\080410a.M
Quant Title : 8260/624 Analysis
QLast Update : Thu Aug 05 12:44:28 2010
Response via : Initial Calibration
Integrator: RTE

Compound	R.T.	QIon	Response	Conc	Units		Dev(Min)
Internal Standards							
1) Fluorobenzene	5.076	96	982140	50.00	ug/L		0.00
54) Chlorobenzene-d5	8.022	117	848256	50.00	ug/L		0.00
75) 1,4-Dichlorobenzene-d4	10.562	152	428249	50.00	ug/L		0.00
System Monitoring Compounds							
26) Pentafluorobenzene	4.505	168	488217	45.73	ug/L		0.00
Spiked Amount 50.000	Range 69 - 125		Recovery = 91.46%				
29) 1,2-Dichloroethane-d4	4.777	65	244271	40.88	ug/L		0.01
Spiked Amount 50.000	Range 64 - 123		Recovery = 81.76%				
45) Toluene-D8	6.559	98	960520	47.64	ug/L		0.00
Spiked Amount 50.000	Range 70 - 115		Recovery = 95.28%				
64) 4-Bromofluorobenzene	9.276	95	427119	49.17	ug/L		0.00
Spiked Amount 50.000	Range 63 - 114		Recovery = 98.34%				
Target Compounds							Qvalue
2) Dichlorodifluoromethane	1.447	85	218704	36.23	ug/L		98
3) Chloromethane	1.601	50	277982	36.99	ug/L		98
4) Vinyl chloride	1.671	62	267570	39.45	ug/L		99
5) Bromomethane	1.927	94	135172	31.33	ug/L		97
6) Chloroethane	2.002	64	209969	52.11	ug/L		86
7) Trichlorofluoromethane	2.205	101	351675	42.10	ug/L		99
8) Ethyl ether	2.429	59	122706	30.71	ug/L		100
9) Freon 113	2.615	101	173181	42.85	ug/L		96
10) 1,1-Dichloroethene	2.621	61	215706	34.63	ug/L		87
11) Acetone	2.653	43	71645	29.28	ug/L		98
12) Carbon disulfide	2.808	76	363269	27.76	ug/L		100
13) Methyl acetate	2.914	43	29918	9.51	ug/L	#	90
14) Methylene chloride	3.000	84	201879	36.03	ug/L		89
15) Acrylonitrile	3.203	53	53527	29.87	ug/L		99
17) Methyl tert-butyl Ether	3.224	73	469388	32.79	ug/L		95
18) trans-1,2-Dichloroethene	3.229	61	209101	32.89	ug/L		85
19) 1,1-Dichloroethane	3.576	63	337890	35.26	ug/L		97
20) Vinyl acetate	3.608	43	133670	16.27	ug/L		94
21) 2,2-Dichloropropane	4.067	77	312197	41.45	ug/L		90
22) 2-Butanone	4.072	72	19223	25.58	ug/L	#	67
23) cis-1,2-Dichloroethene	4.067	96	192818	29.18	ug/L	#	82
24) Bromochloromethane	4.270	128	81660	29.84	ug/L	#	66
25) Chloroform	4.334	83	345216	32.95	ug/L		100
28) 1,1,1-Trichloroethane	4.505	97	309131	39.27	ug/L		92
30) Carbon Tetrachloride	4.649	117	245507	41.12	ug/L		100
31) Benzene	4.830	78	790496	33.78	ug/L		96
32) 1,2-Dichloroethane	4.841	62	180922	27.02	ug/L		99
33) Trichloroethene	5.407	130	202234	34.96	ug/L	#	85
36) 1,2-Dichloropropane	5.615	63	189490	31.00	ug/L	#	66
38) Dibromomethane	5.727	93	82479	24.42	ug/L	#	70
39) Bromodichloromethane	5.866	83	201097	27.25	ug/L		97
40) 2-Chloroethyl vinyl Ether	6.148	63	54445	17.19	ug/L		93
42) 1,1-Dichloropropene	4.643	75	274751	36.20	ug/L		91
43) cis-1,3-Dichloropropene	6.293	75	185358	20.69	ug/L		92
44) 4-Methyl-2-pentanone	6.442	43	135787	27.35	ug/L		89

8/6 MB

Quantitation Report (Not Reviewed)

Data File: C:\msdchem\1\DATA\080510\V77316.D
DataAcq Meth:8260RUN.M
Acq On : 5 Aug 2010 8:59 pm
Sample : SOIL #10126 MSD
Misc : Soil 2.67g
ALS Vial : 19 Sample Multiplier: 1

Operator: Bill Brew
Inst : Instrument #1

Quant Time: Aug 06 07:09:02 2010
Quant Method : C:\msdchem\1\METHODS\080410a.M
Quant Title : 8260/624 Analysis
QLast Update : Thu Aug 05 12:44:28 2010
Response via : Initial Calibration
Integrator: RTE

Compound	R.T.	QIon	Response	Conc Units	Dev(Min)
46) Toluene	6.623	91	739396	30.06 ug/L	98
47) trans-1,3-Dichloropropene	6.837	75	120281	15.82 ug/L	93
48) 1,1,2-Trichloroethane	7.018	97	121511	22.68 ug/L	94
49) 1,3-Dichloropropane	7.189	76	167765	19.08 ug/L	99
50) Tetrachloroethene	7.173	166	585294	83.57 ug/L	94
51) 2-Hexanone	7.274	43	52564	12.53 ug/L	93
52) Dibromochloromethane	7.419	129	94796	19.27 ug/L	99
53) 1,2-Dibromoethane	7.541	107	75298	14.58 ug/L	100
55) Chlorobenzene	8.054	112	330205	21.39 ug/L	87
56) 1,1,1,2-Tetrachloroethane	8.134	131	138420	27.65 ug/L	96
57) Ethylbenzene	8.166	91	765286	28.94 ug/L	94
58) m,p-Xylene	8.294	106	556069	51.94 ug/L #	80
59) o-Xylene	8.715	106	269187	24.60 ug/L #	82
60) Styrene	8.731	104	312249	17.77 ug/L	92
61) Bromoform	8.924	173	39933	10.33 ug/L	96
62) Isopropylbenzene	9.116	105	816545	30.27 ug/L	93
63) 1,2,3-Trichloropropane	9.489	110	29890	15.01 ug/L	94
65) Bromobenzene	9.441	156	104084	14.67 ug/L #	69
66) 1,1,2,2-Tetrachloroethane	9.436	83	108816	15.41 ug/L	94
67) n-Propylbenzene	9.564	91	818418	26.05 ug/L	88
68) 2-Chlorotoluene	9.655	126	132516	20.08 ug/L #	63
69) 4-Chlorotoluene	9.777	126	102665	15.34 ug/L #	46
70) 1,3,5-Trimethylbenzene	9.761	105	524029	23.89 ug/L	91
71) tert-Butylbenzene	10.124	134	147260	27.86 ug/L #	70
72) 1,2,4-Trimethylbenzene	10.178	105	439937	19.14 ug/L	92
73) sec-Butylbenzene	10.370	105	832367	27.50 ug/L	89
74) p-Isopropyltoluene	10.535	119	563399	23.11 ug/L	93
76) 1,3-Dichlorobenzene	10.487	146	160566	12.63 ug/L	95
77) 1,4-Dichlorobenzene	10.583	146	140322	11.30 ug/L	95
78) n-Butylbenzene	10.994	91	456053	20.28 ug/L	93
79) 1,2-Dichlorobenzene	11.005	146	146086	12.33 ug/L	97
81) 1,2-Dibromo-3-Chloropr...	11.880	157	9584	8.26 ug/L #	77
82) 1,2,4-Trichlorobenzene	12.771	180	56556	6.17 ug/L	97
83) 1,2,3-Trichlorobenzene	13.268	180	48603	5.77 ug/L	96
84) Hexachlorobutadiene	12.953	225	118873	20.17 ug/L	99
85) Naphthalene	13.022	128	115671	6.44 ug/L	99

(#) = qualifier out of range (m) = manual integration (+) = signals summed

Quantitation Report (Not Reviewed)

Data File: C:\msdchem\1\DATA\080510\V77316.D
DataAcq Meth:8260RUN.M
Acq On : 5 Aug 2010 8:59 pm
Sample : SOIL #10126 MSD
Misc : Soil 2.67g
ALS Vial : 19 Sample Multiplier: 1

Operator: Bill Brew
Inst : Instrument #1

Quant Time: Aug 06 07:09:02 2010
Quant Method : C:\msdchem\1\METHODS\080410a.M
Quant Title : 8260/624 Analysis
QLast Update : Thu Aug 05 12:44:28 2010
Response via : Initial Calibration
Integrator: RTE

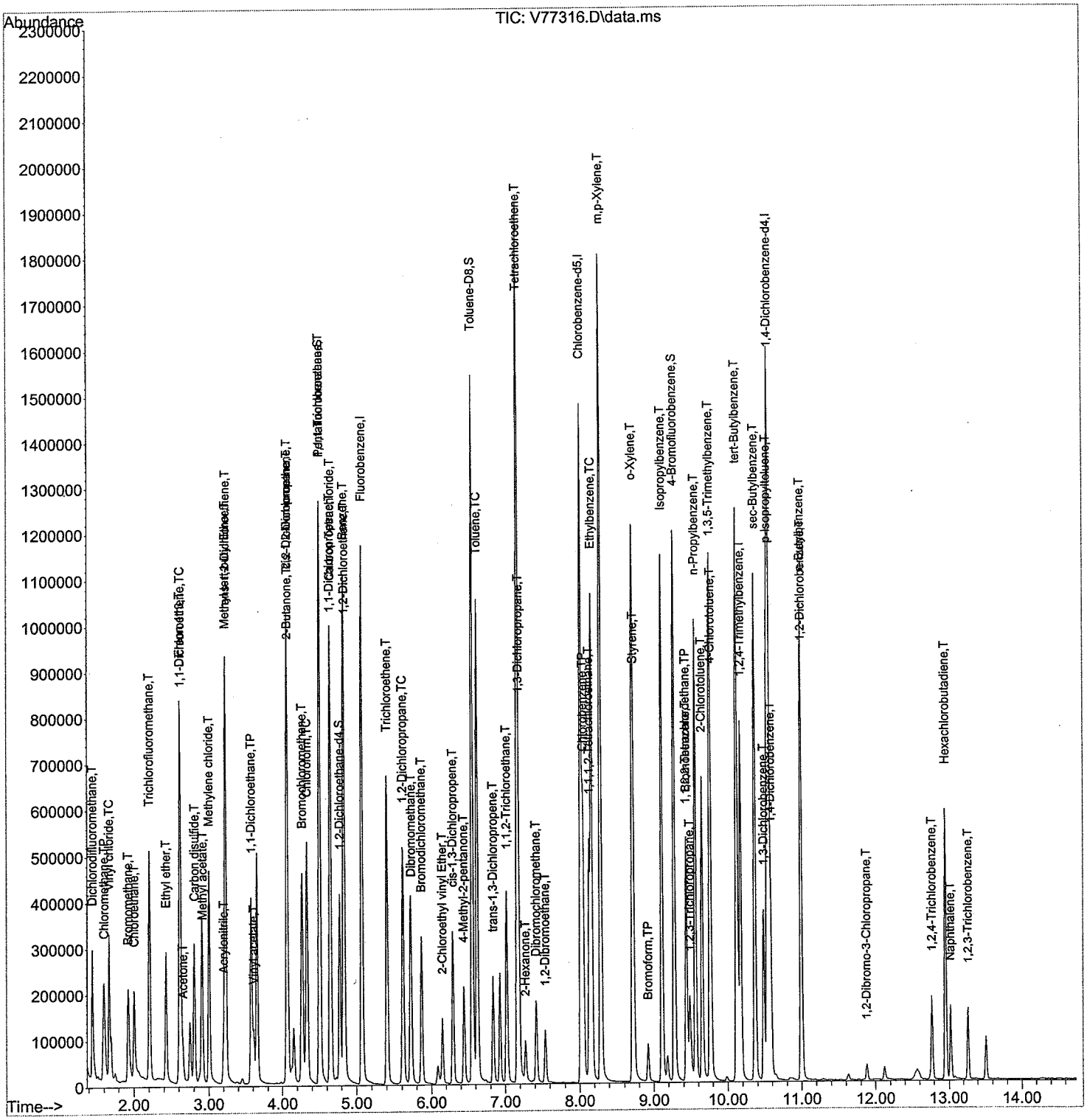

PARADIGM
ENVIRONMENTAL SERVICES, INC. 179 Lake Avenue Rochester, New York 14608 (585) 647 - 2530 FAX (585) 647 - 3311

Volatile Analysis Report for Soils/Solids/Sludges

Client: Day Environmental, Inc.

Client Job Site: 2308 / 2310 Monroe Ave.
Client Job Number: 4214S-09
Field Location: N/A
Field ID Number: N/A
Sample Type: Soil

Lab Project Number: 10-2953A
Lab Sample Number: Soil LRB 7/26/10
Date Sampled: N/A
Date Received: N/A
Date Analyzed: 07/27/2010

Halocarbons	Results in ug / Kg	Halocarbons	Results in ug / Kg
Bromodichloromethane	ND< 4.00	trans-1,2-Dichloroethene	ND< 4.00
Bromomethane	ND< 4.00	1,2-Dichloropropane	ND< 4.00
Bromoform	ND< 10.0	cis-1,3-Dichloropropene	ND< 4.00
Carbon Tetrachloride	ND< 10.0	trans-1,3-Dichloropropene	ND< 4.00
Chloroethane	ND< 4.00	Methylene chloride	ND< 10.0
Chloromethane	ND< 4.00	1,1,2,2-Tetrachloroethane	ND< 4.00
2-Chloroethyl vinyl Ether	ND< 20.0	Tetrachloroethene	ND< 4.00
Chloroform	ND< 4.00	1,1,1-Trichloroethane	ND< 4.00
Dibromochloromethane	ND< 4.00	1,1,2-Trichloroethane	ND< 4.00
1,1-Dichloroethane	ND< 4.00	Trichloroethene	ND< 4.00
1,2-Dichloroethane	ND< 4.00	Trichlorofluoromethane	ND< 4.00
1,1-Dichloroethene	ND< 4.00	Vinyl chloride	ND< 4.00
Chlorobenzene	ND< 4.00	1,3-Dichlorobenzene	ND< 10.0
1,2-Dichlorobenzene	ND< 10.0	1,4-Dichlorobenzene	ND< 4.00
cis-1,2-Dichloroethene	ND< 4.00		

ELAP Number 10958 Method: EPA 8260B Data File: V77008.D

Comments: ND denotes Non Detect
ug / Kg = microgram per Kilogram

Signature:
Bruce Hoogesteger: Technical Director

This report is part of a multipage document and should only be evaluated in its entirety. Chain of Custody provides additional information, including compliance with sample condition requirements upon receipt.

Quantitation Report (QT Reviewed)

Data File: C:\msdchem\1\DATA\072610\V77008.D
DataAcq Meth:8260RUN.M
Acq On : 27 Jul 2010 3:19 am
Sample : SOIL LRB
Misc : Soil
ALS Vial : 36 Sample Multiplier: 1

Operator: Bill Brew
Inst : Instrument #1

Quant Time: Jul 27 07:28:17 2010
Quant Method : C:\msdchem\1\METHODS\071910.M
Quant Title : 8260/624 Analysis
QLast Update : Mon Jul 19 17:58:22 2010
Response via : Initial Calibration
Integrator: RTE

BDL

Compound	R.T.	QIon	Response	Conc Units	Dev(Min)
Internal Standards					
1) Fluorobenzene	5.075	96	1533290	50.00 ug/L	0.00
54) Chlorobenzene-d5	8.021	117	1296368	50.00 ug/L	0.00
75) 1,4-Dichlorobenzene-d4	10.556	152	724867	50.00 ug/L	0.00
System Monitoring Compounds					
26) Pentafluorobenzene	4.504	168	759629	47.93 ug/L	0.00
Spiked Amount 50.000	Range 69 - 125		Recovery = 95.86%		
29) 1,2-Dichloroethane-d4	4.777	65	388052	41.84 ug/L	0.00
Spiked Amount 50.000	Range 64 - 123		Recovery = 83.68%		
45) Toluene-D8	6.559	98	1502678	48.02 ug/L	0.00
Spiked Amount 50.000	Range 70 - 115		Recovery = 96.04%		
64) 4-Bromofluorobenzene	9.275	95	668724	45.39 ug/L	0.00
Spiked Amount 50.000	Range 63 - 114		Recovery = 90.78%		
Target Compounds					Qvalue
11) Acetone	2.652	43	28556	~~Below Cal~~ <10	100
14) Methylene chloride	3.010	84	4433	~~Below Cal~~ <5	86
82) 1,2,4-Trichlorobenzene	12.771	180	12820	0.72 ug/L	90
83) 1,2,3-Trichlorobenzene	13.267	180	16916	1.06 ug/L	94
85) Naphthalene	13.027	128	46253	1.28 ug/L	99

7/27 BB

(#) = qualifier out of range (m) = manual integration (+) = signals summed

Quantitation Report (QT Reviewed)

Data File: C:\msdchem\1\DATA\072610\V77008.D
DataAcq Meth:8260RUN.M
Acq On : 27 Jul 2010 3:19 am
Sample : SOIL LRB
Misc : Soil
ALS Vial : 36 Sample Multiplier: 1

Operator: Bill Brew
Inst : Instrument #1

Quant Time: Jul 27 07:28:17 2010
Quant Method : C:\msdchem\1\METHODS\071910.M
Quant Title : 8260/624 Analysis
QLast Update : Mon Jul 19 17:58:22 2010
Response via : Initial Calibration
Integrator: RTE

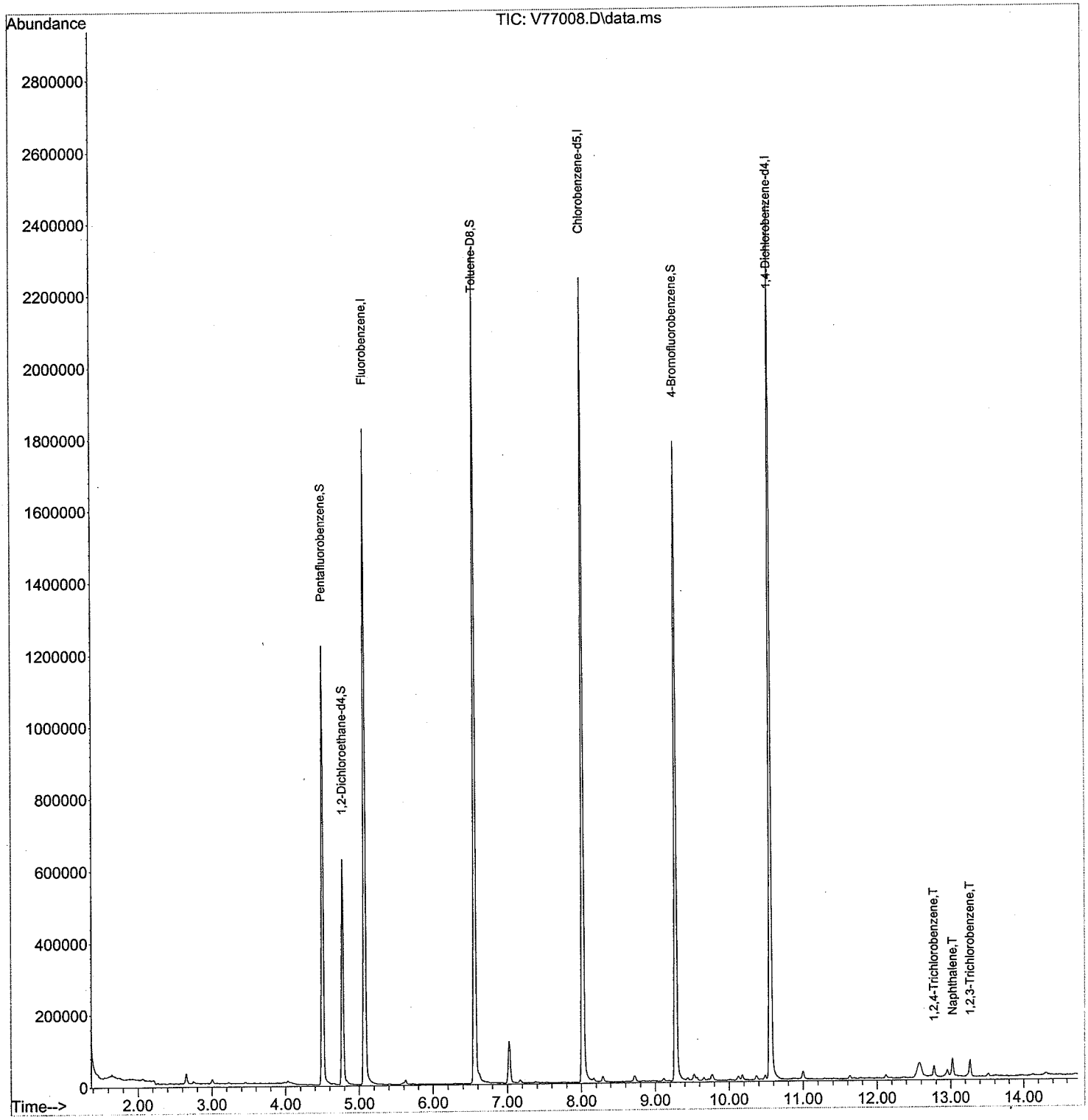

PARADIGM
ENVIRONMENTAL SERVICES, INC. 179 Lake Avenue Rochester, New York 14608 (585) 647 - 2530 FAX (585) 647 - 3311

Volatile Analysis Report for Soils/Solids/Sludges

Client: Day Environmental, Inc.

Client Job Site: 2308 / 2310 Monroe Ave.
Client Job Number: 4214S-09
Field Location: N/A
Field ID Number: N/A
Sample Type: Soil

Lab Project Number: 10-2953A
Lab Sample Number: Soil LRB 7/28/10
Date Sampled: N/A
Date Received: N/A
Date Analyzed: 07/28/2010

Halocarbons	Results in ug / Kg	Halocarbons	Results in ug / Kg
Bromodichloromethane	ND< 4.00	trans-1,2-Dichloroethene	ND< 4.00
Bromomethane	ND< 4.00	1,2-Dichloropropane	ND< 4.00
Bromoform	ND< 10.0	cis-1,3-Dichloropropene	ND< 4.00
Carbon Tetrachloride	ND< 10.0	trans-1,3-Dichloropropene	ND< 4.00
Chloroethane	ND< 4.00	Methylene chloride	ND< 10.0
Chloromethane	ND< 4.00	1,1,2,2-Tetrachloroethane	ND< 4.00
2-Chloroethyl vinyl Ether	ND< 20.0	Tetrachloroethene	ND< 4.00
Chloroform	ND< 4.00	1,1,1-Trichloroethane	ND< 4.00
Dibromochloromethane	ND< 4.00	1,1,2-Trichloroethane	ND< 4.00
1,1-Dichloroethane	ND< 4.00	Trichloroethene	ND< 4.00
1,2-Dichloroethane	ND< 4.00	Trichlorofluoromethane	ND< 4.00
1,1-Dichloroethene	ND< 4.00	Vinyl chloride	ND< 4.00
Chlorobenzene	ND< 4.00	1,3-Dichlorobenzene	ND< 10.0
1,2-Dichlorobenzene	ND< 10.0	1,4-Dichlorobenzene	ND< 4.00
cis-1,2-Dichloroethene	ND< 4.00		

ELAP Number 10958 Method: EPA 8260B Data File: V77078.D

Comments: ND denotes Non Detect
ug / Kg = microgram per Kilogram

Signature:
Bruce Hoogesteger: Technical Director

This report is part of a multipage document and should only be evaluated in its entirety. Chain of Custody provides additional information, including compliance with sample condition requirements upon receipt.

Quantitation Report (QT Reviewed)

Data File: C:\msdchem\1\DATA\072810\V77078.D
DataAcq Meth:8260RUN.M
Acq On : 28 Jul 2010 12:29 pm
Sample : SOIL LRB
Misc :
ALS Vial : 49 Sample Multiplier: 1

Operator: M.Miller
Inst : Instrument #1

Quant Time: Jul 28 12:45:52 2010
Quant Method : C:\msdchem\1\METHODS\071910.M
Quant Title : 8260/624 Analysis
QLast Update : Wed Jul 28 11:45:14 2010
Response via : Initial Calibration
Integrator: RTE

BOL

Compound	R.T.	QIon	Response	Conc Units	Dev(Min)
Internal Standards					
1) Fluorobenzene	5.070	96	1497744	50.00 ug/L	0.00
54) Chlorobenzene-d5	8.021	117	1241247	50.00 ug/L	0.00
75) 1,4-Dichlorobenzene-d4	10.556	152	681497	50.00 ug/L	0.00
System Monitoring Compounds					
26) Pentafluorobenzene	4.499	168	738792	47.73 ug/L	0.00
Spiked Amount 50.000	Range 70 - 123		Recovery	= 95.46%	
29) 1,2-Dichloroethane-d4	4.771	65	379780	41.92 ug/L	0.00
Spiked Amount 50.000	Range 71 - 106		Recovery	= 83.84%	
45) Toluene-D8	6.559	98	1478879	48.38 ug/L	0.00
Spiked Amount 50.000	Range 70 - 113		Recovery	= 96.76%	
64) 4-Bromofluorobenzene	9.276	95	632303	44.82 ug/L	0.00
Spiked Amount 50.000	Range 67 - 107		Recovery	= 89.64%	
Target Compounds					Qvalue
11) Acetone	2.642	43	19288	Below Cal <10	97
13) Methyl acetate	2.743	43	5530	1.18 ug/L #	52
14) Methylene chloride	3.000	84	8278	Below Cal #5	81
82) 1,2,4-Trichlorobenzene	12.771	180	12461	0.75 ug/L	93
83) 1,2,3-Trichlorobenzene	13.268	180	19144	1.28 ug/L	91
84) Hexachlorobutadiene	12.958	225	5447	0.53 ug/L	98
85) Naphthalene	13.022	128	39805	1.17 ug/L	99

7/28 MB

(#) = qualifier out of range (m) = manual integration (+) = signals summed

Quantitation Report (QT Reviewed)

Data File: C:\msdchem\1\DATA\072810\V77078.D
DataAcq Meth:8260RUN.M
Acq On : 28 Jul 2010 12:29 pm
Sample : SOIL LRB
Misc :
ALS Vial : 49 Sample Multiplier: 1

Operator: M.Miller
Inst : Instrument #1

Quant Time: Jul 28 12:45:52 2010
Quant Method : C:\msdchem\1\METHODS\071910.M
Quant Title : 8260/624 Analysis
QLast Update : Wed Jul 28 11:45:14 2010
Response via : Initial Calibration
Integrator: RTE

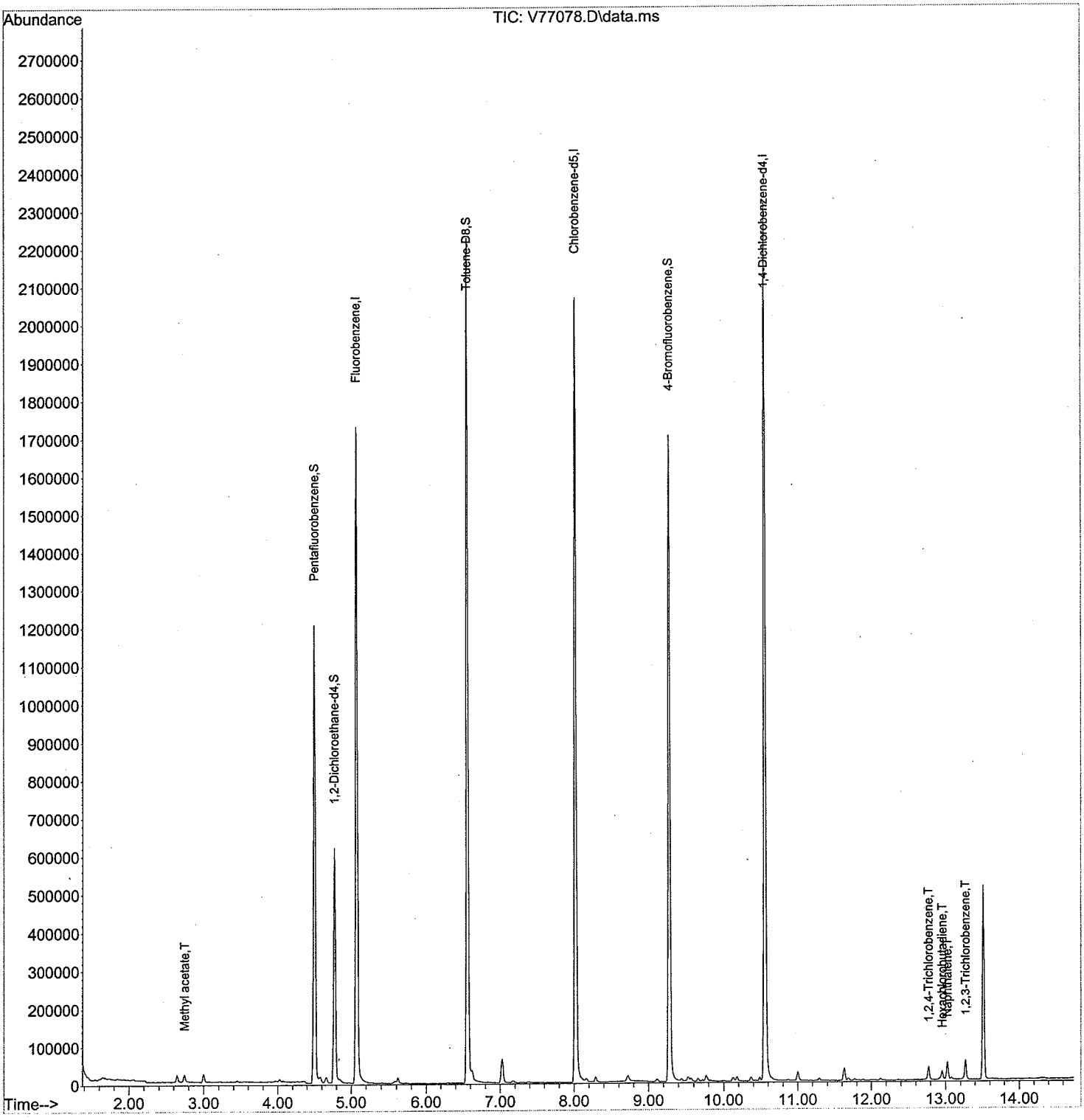

PARADIGM
ENVIRONMENTAL SERVICES, INC. 179 Lake Avenue Rochester, New York 14608 (585) 647 - 2530 FAX (585) 647 - 3311

Volatile Analysis Report for Soils/Solids/Sludges

Client: Day Environmental, Inc.

Client Job Site: 2308 / 2310 Monroe Ave.
Client Job Number: 4214S-09
Field Location: N/A
Field ID Number: N/A
Sample Type: Soil

Lab Project Number: 10-2953A
Lab Sample Number: Soil M/L PB 7/28/10
Date Sampled: N/A
Date Received: N/A
Date Analyzed: 07/28/2010

Halocarbons	Results in ug / Kg	Halocarbons	Results in ug / Kg
Bromodichloromethane	ND< 1,000	trans-1,2-Dichloroethene	ND< 1,000
Bromomethane	ND< 1,000	1,2-Dichloropropane	ND< 1,000
Bromoform	ND< 2,500	cis-1,3-Dichloropropene	ND< 1,000
Carbon Tetrachloride	ND< 2,500	trans-1,3-Dichloropropene	ND< 1,000
Chloroethane	ND< 1,000	Methylene chloride	ND< 2,500
Chloromethane	ND< 1,000	1,1,2,2-Tetrachloroethane	ND< 1,000
2-Chloroethyl vinyl Ether	ND< 5,000	Tetrachloroethene	ND< 1,000
Chloroform	ND< 1,000	1,1,1-Trichloroethane	ND< 1,000
Dibromochloromethane	ND< 1,000	1,1,2-Trichloroethane	ND< 1,000
1,1-Dichloroethane	ND< 1,000	Trichloroethene	ND< 1,000
1,2-Dichloroethane	ND< 1,000	Trichlorofluoromethane	ND< 1,000
1,1-Dichloroethene	ND< 1,000	Vinyl chloride	ND< 1,000
Chlorobenzene	ND< 1,000	1,3-Dichlorobenzene	ND< 2,500
1,2-Dichlorobenzene	ND< 2,500	1,4-Dichlorobenzene	ND< 1,000
cis-1,2-Dichloroethene	ND< 1,000		

ELAP Number 10958 Method: EPA 8260B Data File: V77088.D

Comments: ND denotes Non Detect
ug / Kg = microgram per Kilogram

Signature:
Bruce Hoogesteger: Technical Director

This report is part of a multipage document and should only be evaluated in its entirety. Chain of Custody provides additional information, including compliance with sample condition requirements upon receipt.

Day

Quantitation Report (Not Reviewed)

Data File: C:\msdchem\1\DATA\072810\V77088.D
DataAcq Meth:8260RUN.M
Acq On : 28 Jul 2010 4:37 pm
Sample : SOIL M/L PB
Misc : Soil 100uL Halos
ALS Vial : 59 Sample Multiplier: 1

Operator: Bill Brew
Inst : Instrument #1

Quant Time: Jul 28 16:52:49 2010
Quant Method : C:\msdchem\1\METHODS\071910.M
Quant Title : 8260/624 Analysis
QLast Update : Wed Jul 28 11:45:14 2010
Response via : Initial Calibration
Integrator: RTE

BDL

Compound	R.T.	QIon	Response	Conc	Units	Dev(Min)
Internal Standards						
1) Fluorobenzene	5.065	96	1420197	50.00	ug/L	0.00
54) Chlorobenzene-d5	8.021	117	1224973	50.00	ug/L	0.00
75) 1,4-Dichlorobenzene-d4	10.561	152	717715	50.00	ug/L	0.00
System Monitoring Compounds						
26) Pentafluorobenzene	4.493	168	737387	50.24	ug/L	-0.01
Spiked Amount 50.000	Range 69 - 125		Recovery	=	100.48%	
29) 1,2-Dichloroethane-d4	4.771	65	412099	47.97	ug/L	0.00
Spiked Amount 50.000	Range 64 - 123		Recovery	=	95.94%	
45) Toluene-D8	6.553	98	1373397	47.38	ug/L	0.00
Spiked Amount 50.000	Range 70 - 115		Recovery	=	94.76%	
64) 4-Bromofluorobenzene	9.275	95	601909	43.24	ug/L	0.00
Spiked Amount 50.000	Range 63 - 114		Recovery	=	86.48%	
Target Compounds						Qvalue
11) Acetone	2.652	43	44766	5.65	ug/L	98
14) Methylene chloride	2.989	84	13500	Below Cal	#	81

7/28 mm

(#) = qualifier out of range (m) = manual integration (+) = signals summed

Quantitation Report (Not Reviewed)

Data File: C:\msdchem\1\DATA\072810\V77088.D
DataAcq Meth:8260RUN.M
Acq On : 28 Jul 2010 4:37 pm
Sample : SOIL M/L PB
Misc : Soil 100uL
ALS Vial : 59 Sample Multiplier: 1

Operator: Bill Brew
Inst : Instrument #1

Quant Time: Jul 28 16:52:49 2010
Quant Method : C:\msdchem\1\METHODS\071910.M
Quant Title : 8260/624 Analysis
QLast Update : Wed Jul 28 11:45:14 2010
Response via : Initial Calibration
Integrator: RTE



PARADIGM
ENVIRONMENTAL SERVICES, INC. 179 Lake Avenue Rochester, New York 14608 (585) 647 - 2530 FAX (585) 647 - 3311

Volatile Analysis Report for Non-potable Water

Client: Day Environmental, Inc.

Client Job Site: 2308 / 2310 Monroe Ave.
Client Job Number: 4214S-09
Field Location: N/A
Field ID Number: N/A
Sample Type: Water

Lab Project Number: 10-2953A, 3038A
Lab Sample Number: Water LRB 7/28/10
Date Sampled: N/A
Date Received: N/A
Date Analyzed: 07/29/2010

Halocarbons	Results in ug / L	Halocarbons	Results in ug / L
Bromodichloromethane	ND< 2.00	trans-1,2-Dichloroethene	ND< 2.00
Bromomethane	ND< 2.00	1,2-Dichloropropane	ND< 2.00
Bromoform	ND< 5.00	cis-1,3-Dichloropropene	ND< 2.00
Carbon Tetrachloride	ND< 2.00	trans-1,3-Dichloropropene	ND< 2.00
Chloroethane	ND< 2.00	Methylene chloride	ND< 5.00
Chloromethane	ND< 2.00	1,1,2,2-Tetrachloroethane	ND< 2.00
2-Chloroethyl vinyl Ether	ND< 10.0	Tetrachloroethene	ND< 2.00
Chloroform	ND< 2.00	1,1,1-Trichloroethane	ND< 2.00
Dibromochloromethane	ND< 2.00	1,1,2-Trichloroethane	ND< 2.00
1,1-Dichloroethane	ND< 2.00	Trichloroethene	ND< 2.00
1,2-Dichloroethane	ND< 2.00	Trichlorofluoromethane	ND< 2.00
1,1-Dichloroethene	ND< 2.00	Vinyl chloride	ND< 2.00
Chlorobenzene	ND< 2.00	1,3-Dichlorobenzene	ND< 2.00
1,2-Dichlorobenzene	ND< 2.00	1,4-Dichlorobenzene	ND< 2.00
cis-1,2-Dichloroethene	ND< 2.00		

ELAP Number 10958 Method: EPA 8260B Data File: V77108.D

Comments: ND denotes Non Detect
ug / L = microgram per Liter

Signature:
Bruce Hoogesteger: Technical Director

This report is part of a multipage document and should only be evaluated in its entirety. Chain of Custody provides additional information, including compliance with sample condition requirements upon receipt.

Quantitation Report (QT Reviewed)

Data File: C:\msdchem\1\DATA\072810\V77108.D
DataAcq Meth:8260RUN.M
Acq On : 29 Jul 2010 12:31 am
Sample : WATER LRB
Misc :
ALS Vial : 5 Sample Multiplier: 1

Operator: Bill Brew
Inst : Instrument #1

Quant Time: Jul 29 07:23:42 2010
Quant Method : C:\msdchem\1\METHODS\071910.M
Quant Title : 8260/624 Analysis
QLast Update : Wed Jul 28 18:28:04 2010
Response via : Initial Calibration
Integrator: RTE

BM

Compound	R.T.	QIon	Response	Conc	Units	Dev(Min)
Internal Standards						
1) Fluorobenzene	5.075	96	1536653	50.00	ug/L	0.00
54) Chlorobenzene-d5	8.021	117	1278670	50.00	ug/L	0.00
75) 1,4-Dichlorobenzene-d4	10.562	152	704369	50.00	ug/L	0.00
System Monitoring Compounds						
26) Pentafluorobenzene	4.504	168	757655	47.71	ug/L	0.00
Spiked Amount 50.000	Range 70 - 123		Recovery	=	95.42%	
29) 1,2-Dichloroethane-d4	4.777	65	368528	39.65	ug/L	0.00
Spiked Amount 50.000	Range 71 - 106		Recovery	=	79.30%	
45) Toluene-D8	6.559	98	1494315	47.65	ug/L	0.00
Spiked Amount 50.000	Range 70 - 113		Recovery	=	95.30%	
64) 4-Bromofluorobenzene	9.275	95	637676	43.88	ug/L	0.00
Spiked Amount 50.000	Range 67 - 107		Recovery	=	87.76%	
Target Compounds						Qvalue
11) Acetone	2.652	43	36838	1.23	ug/L <10	99
14) Methylene chloride	3.005	84	12121	Below Cal <5		87
82) 1,2,4-Trichlorobenzene	12.776	180	11843	0.69	ug/L	90
83) 1,2,3-Trichlorobenzene	13.267	180	14845	0.96	ug/L	93
85) Naphthalene	13.022	128	44245	1.26	ug/L	98

7/29 BM

(#) = qualifier out of range (m) = manual integration (+) = signals summed

Quantitation Report (QT Reviewed)

Data File: C:\msdchem\1\DATA\072810\V77108.D
DataAcq Meth:8260RUN.M
Acq On : 29 Jul 2010 12:31 am
Sample : WATER LRB
Misc :
ALS Vial : 5 Sample Multiplier: 1

Operator: Bill Brew
Inst : Instrument #1

Quant Time: Jul 29 07:23:42 2010
Quant Method : C:\msdchem\1\METHODS\071910.M
Quant Title : 8260/624 Analysis
QLast Update : Wed Jul 28 18:28:04 2010
Response via : Initial Calibration
Integrator: RTE

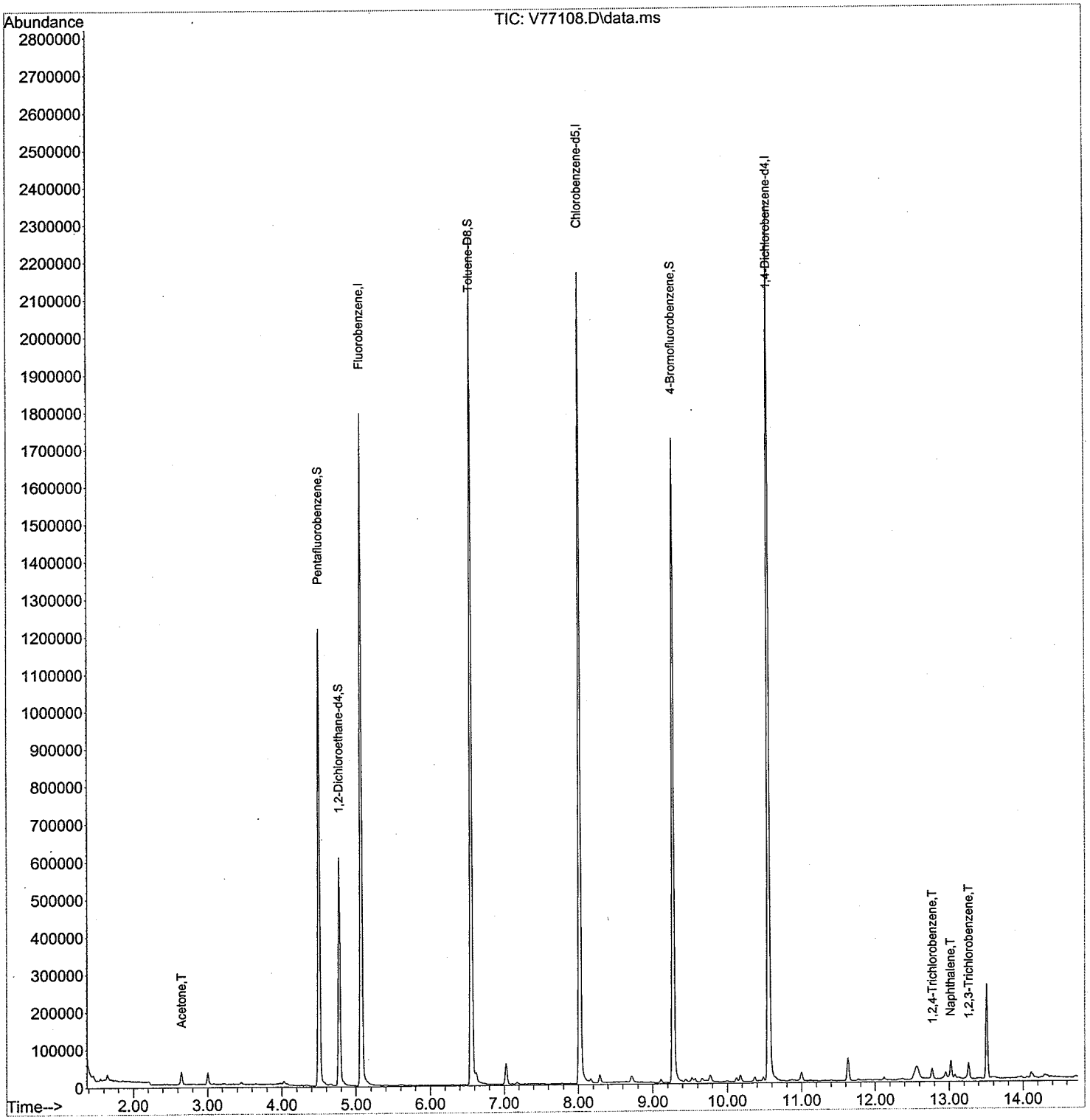

PARADIGM ENVIRONMENTAL SERVICES, INC. 179 Lake Avenue Rochester, New York 14608 (585) 647 - 2530 FAX (585) 647 - 3311

Volatile Analysis Report for Soils/Solids/Sludges

Client: Day Environmental

Client Job Site: 2308/2310 Monroe Ave.
Client Job Number: 4214S-09
Field Location: N/A
Field ID Number: N/A
Sample Type: Soil

Lab Project Number: 10-3038A
Lab Sample Number: Soil LRB 07/30/10
Date Sampled: N/A
Date Received: N/A
Date Analyzed: 07/30/2010

Halocarbons	Results in ug / Kg	Halocarbons	Results in ug / Kg
Bromodichloromethane	ND< 4.00	trans-1,2-Dichloroethene	ND< 4.00
Bromomethane	ND< 4.00	1,2-Dichloropropane	ND< 4.00
Bromoform	ND< 10.0	cis-1,3-Dichloropropene	ND< 4.00
Carbon Tetrachloride	ND< 10.0	trans-1,3-Dichloropropene	ND< 4.00
Chloroethane	ND< 4.00	Methylene chloride	ND< 10.0
Chloromethane	ND< 4.00	1,1,2,2-Tetrachloroethane	ND< 4.00
2-Chloroethyl vinyl Ether	ND< 20.0	Tetrachloroethene	ND< 4.00
Chloroform	ND< 4.00	1,1,1-Trichloroethane	ND< 4.00
Dibromochloromethane	ND< 4.00	1,1,2-Trichloroethane	ND< 4.00
1,1-Dichloroethane	ND< 4.00	Trichloroethene	ND< 4.00
1,2-Dichloroethane	ND< 4.00	Trichlorofluoromethane	ND< 4.00
1,1-Dichloroethene	ND< 4.00	Vinyl chloride	ND< 4.00
Chlorobenzene	ND< 4.00	1,3-Dichlorobenzene	ND< 10.0
1,2-Dichlorobenzene	ND< 10.0	1,4-Dichlorobenzene	ND< 4.00
cis-1,2-Dichloroethene	ND< 4.00		

ELAP Number 10958 Method: EPA 8260B Data File: V77170.D

Comments: ND denotes Non Detect
ug / Kg = microgram per Kilogram

Signature: _____
Bruce Hoogesteger: Technical Director

This report is part of a multipage document and should only be evaluated in its entirety. Chain of Custody provides additional information, including compliance with sample condition requirements upon receipt.

Quantitation Report (QT Reviewed)

Data File: C:\msdchem\1\DATA\073010\V77170.D
DataAcq Meth:8260RUN.M
Acq On : 30 Jul 2010 7:13 pm
Sample : SOIL LRB
Misc : Soil
ALS Vial : 16 Sample Multiplier: 1

Operator: Bill Brew
Inst : Instrument #1

Quant Time: Aug 02 07:04:47 2010
Quant Method : C:\msdchem\1\METHODS\071910.M
Quant Title : 8260/624 Analysis
QLast Update : Mon Jul 19 17:58:22 2010
Response via : Initial Calibration
Integrator: RTE

BDL

Compound	R.T.	QIon	Response	Conc	Units	Dev(Min)
Internal Standards						
1) Fluorobenzene	5.075	96	1473383	50.00	ug/L	0.00
54) Chlorobenzene-d5	8.021	117	1252776	50.00	ug/L	0.00
75) 1,4-Dichlorobenzene-d4	10.556	152	722169	50.00	ug/L	0.00
System Monitoring Compounds						
26) Pentafluorobenzene	4.504	168	751253	49.33	ug/L	0.00
Spiked Amount 50.000	Range 69 - 125		Recovery	=	98.66%	
29) 1,2-Dichloroethane-d4	4.777	65	387776	43.51	ug/L	0.00
Spiked Amount 50.000	Range 64 - 123		Recovery	=	87.02%	
45) Toluene-D8	6.559	98	1471991	48.95	ug/L	0.00
Spiked Amount 50.000	Range 70 - 115		Recovery	=	97.90%	
64) 4-Bromofluorobenzene	9.275	95	661400	46.46	ug/L	0.00
Spiked Amount 50.000	Range 63 - 114		Recovery	=	92.92%	
Target Compounds						Qvalue
11) Acetone	2.652	43	16094	~~Below Cal~~ <10		98
14) Methylene chloride	3.005	84	4857	~~Below Cal~~ <5		94
46) Toluene	6.623	91	22434	0.57	ug/L <2	97
82) 1,2,4-Trichlorobenzene	12.771	180	11503	0.65	ug/L <5	91
83) 1,2,3-Trichlorobenzene	13.273	180	15498	0.98	ug/L	92
85) Naphthalene	13.022	128	40135	1.11	ug/L	98

8/2 B13

(#) = qualifier out of range (m) = manual integration (+) = signals summed

Quantitation Report (QT Reviewed)

Data File: C:\msdchem\1\DATA\073010\V77170.D
DataAcq Meth:8260RUN.M
Acq On : 30 Jul 2010 7:13 pm
Sample : SOIL LRB
Misc : Soil
ALS Vial : 16 Sample Multiplier: 1

Operator: Bill Brew
Inst : Instrument #1

Quant Time: Aug 02 07:04:47 2010
Quant Method : C:\msdchem\1\METHODS\071910.M
Quant Title : 8260/624 Analysis
QLast Update : Mon Jul 19 17:58:22 2010
Response via : Initial Calibration
Integrator: RTE

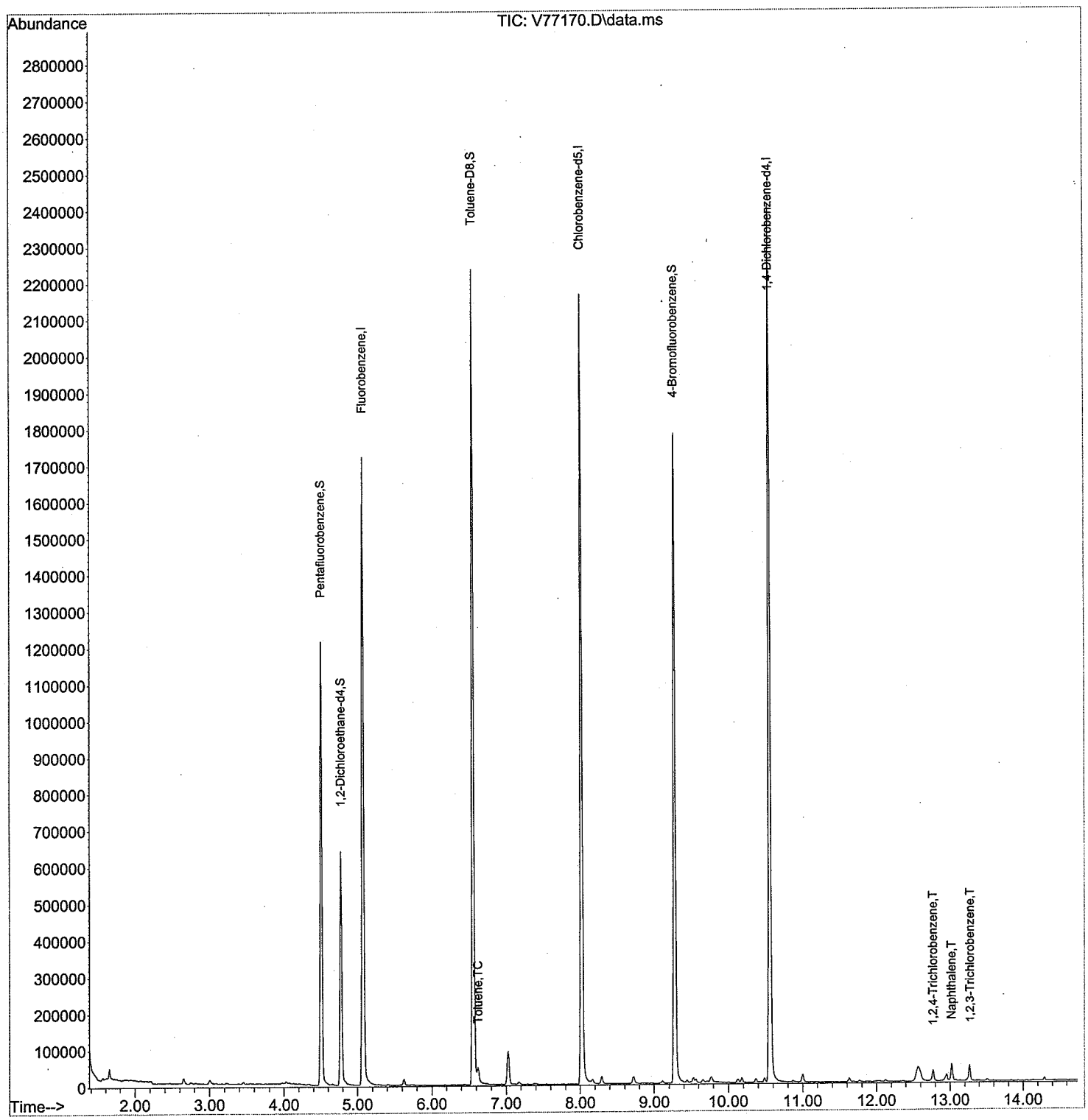

PARADIGM
ENVIRONMENTAL SERVICES, INC. 179 Lake Avenue Rochester, New York 14608 (585) 647 - 2530 FAX (585) 647 - 3311

Volatile Analysis Report for Soils/Solids/Sludges

Client: Day Environmental

Client Job Site: 2308/2310 Monroe Ave.
Client Job Number: 4214S-09
Field Location: N/A
Field ID Number: N/A
Sample Type: Soil

Lab Project Number: 10-3038A
Lab Sample Number: Soil LRB 08/02/10
Date Sampled: N/A
Date Received: N/A
Date Analyzed: 08/02/2010

Halocarbons	Results in ug / Kg	Halocarbons	Results in ug / Kg
Bromodichloromethane	ND< 4.00	trans-1,2-Dichloroethene	ND< 4.00
Bromomethane	ND< 4.00	1,2-Dichloropropane	ND< 4.00
Bromoform	ND< 10.0	cis-1,3-Dichloropropene	ND< 4.00
Carbon Tetrachloride	ND< 10.0	trans-1,3-Dichloropropene	ND< 4.00
Chloroethane	ND< 4.00	Methylene chloride	ND< 10.0
Chloromethane	ND< 4.00	1,1,2,2-Tetrachloroethane	ND< 4.00
2-Chloroethyl vinyl Ether	ND< 20.0	Tetrachloroethene	ND< 4.00
Chloroform	ND< 4.00	1,1,1-Trichloroethane	ND< 4.00
Dibromochloromethane	ND< 4.00	1,1,2-Trichloroethane	ND< 4.00
1,1-Dichloroethane	ND< 4.00	Trichloroethene	ND< 4.00
1,2-Dichloroethane	ND< 4.00	Trichlorofluoromethane	ND< 4.00
1,1-Dichloroethene	ND< 4.00	Vinyl chloride	ND< 4.00
Chlorobenzene	ND< 4.00	1,3-Dichlorobenzene	ND< 10.0
1,2-Dichlorobenzene	ND< 10.0	1,4-Dichlorobenzene	ND< 4.00
cis-1,2-Dichloroethene	ND< 4.00		

ELAP Number 10958 Method: EPA 8260B Data File: V77185.D

Comments: ND denotes Non Detect
ug / Kg = microgram per Kilogram

Signature: _____
Bruce Hoogesteger: Technical Director

This report is part of a multipage document and should only be evaluated in its entirety. Chain of Custody provides additional information, including compliance with sample condition requirements upon receipt.

Day

Quantitation Report (Not Reviewed)

Data File: C:\msdchem\1\DATA\080210\V77185.D
DataAcq Meth:8260RUN.M
Acq On : 2 Aug 2010 3:36 pm
Sample : SOIL LRB
Misc : Soil
ALS Vial : 5 Sample Multiplier: 1

Operator: Bill Brew
Inst : Instrument #1

Quant Time: Aug 02 15:51:11 2010
Quant Method : C:\msdchem\1\METHODS\071910.M
Quant Title : 8260/624 Analysis
QLast Update : Mon Jul 19 17:58:22 2010
Response via : Initial Calibration
Integrator: RTE

BM

Compound	R.T.	QIon	Response	Conc	Units	Dev(Min)
Internal Standards						
1) Fluorobenzene	5.075	96	1473756	50.00	ug/L	0.00
54) Chlorobenzene-d5	8.021	117	1320906	50.00	ug/L	0.00
75) 1,4-Dichlorobenzene-d4	10.556	152	752338	50.00	ug/L	0.00
System Monitoring Compounds						
26) Pentafluorobenzene	4.504	168	781675	51.32	ug/L	0.00
Spiked Amount 50.000	Range 69 - 125		Recovery	= 102.64%		
29) 1,2-Dichloroethane-d4	4.776	65	428155	48.03	ug/L	0.00
Spiked Amount 50.000	Range 64 - 123		Recovery	= 96.06%		
45) Toluene-D8	6.559	98	1616411	53.74	ug/L	0.00
Spiked Amount 50.000	Range 70 - 115		Recovery	= 107.48%		
64) 4-Bromofluorobenzene	9.275	95	720372	47.99	ug/L	0.00
Spiked Amount 50.000	Range 63 - 114		Recovery	= 95.98%		
Target Compounds						Qvalue
11) Acetone	2.652	43	34200	0.78	ug/L	<10 98
14) Methylene chloride	3.005	84	11257	Below Cal		# <5 85
82) 1,2,4-Trichlorobenzene	12.776	180	12904	0.70	ug/L	98
83) 1,2,3-Trichlorobenzene	13.267	180	19019	1.15	ug/L	99
84) Hexachlorobutadiene	12.952	225	5825	0.51	ug/L	97
85) Naphthalene	13.022	128	46530	1.24	ug/L	99

8/2 BM

(#) = qualifier out of range (m) = manual integration (+) = signals summed

Quantitation Report (Not Reviewed)

Data File: C:\msdchem\1\DATA\080210\V77185.D
DataAcq Meth:8260RUN.M
Acq On : 2 Aug 2010 3:36 pm
Sample : SOIL LRB
Misc : Soil
ALS Vial : 5 Sample Multiplier: 1

Operator: Bill Brew
Inst : Instrument #1

Quant Time: Aug 02 15:51:11 2010
Quant Method : C:\msdchem\1\METHODS\071910.M
Quant Title : 8260/624 Analysis
QLast Update : Mon Jul 19 17:58:22 2010
Response via : Initial Calibration
Integrator: RTE

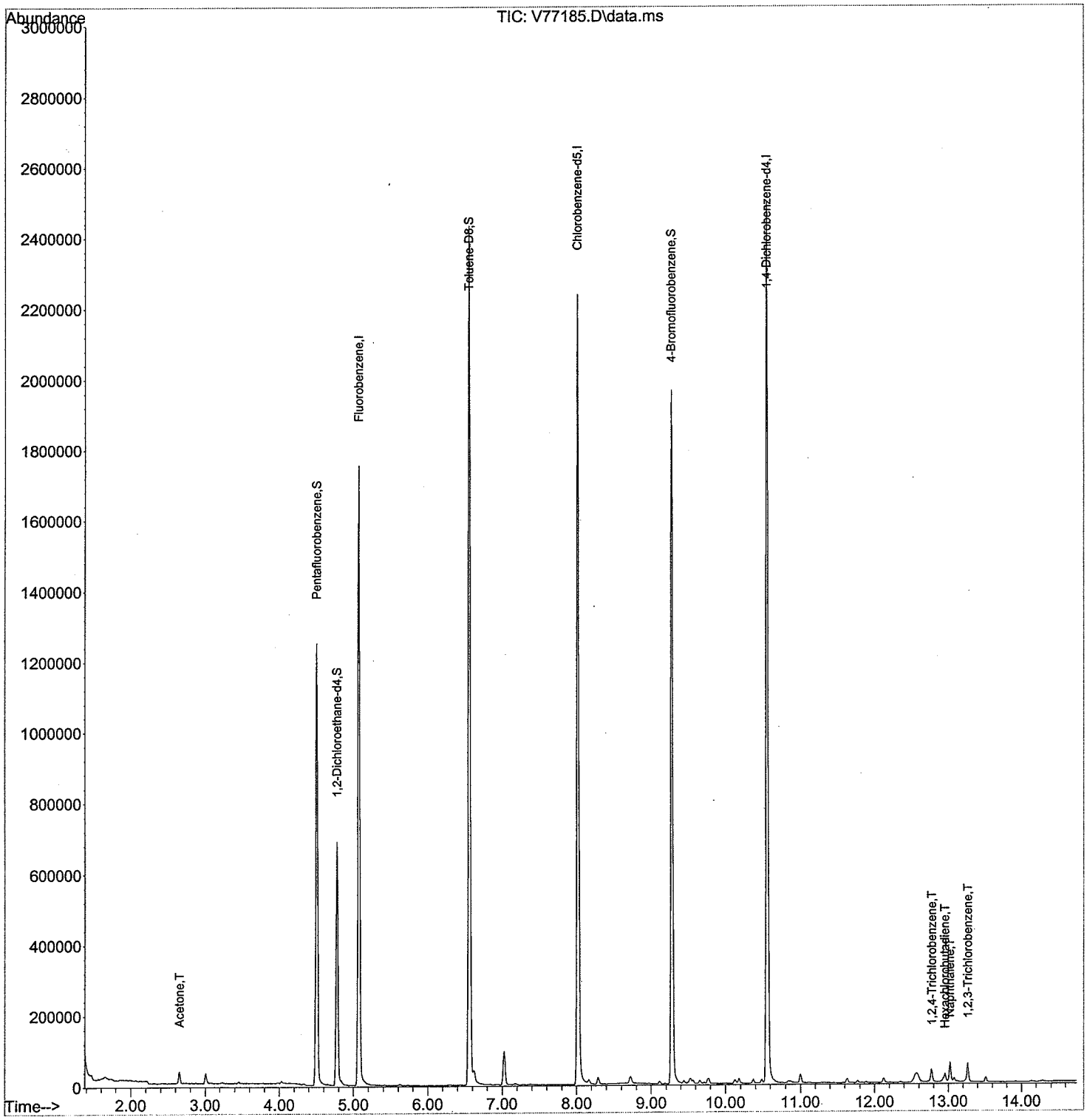

PARADIGM
ENVIRONMENTAL SERVICES, INC. 179 Lake Avenue Rochester, New York 14608 (585) 647 - 2530 FAX (585) 647 - 3311

Volatile Analysis Report for Soils/Solids/Sludges

Client: Day Environmental

Client Job Site: 2308/2310 Monroe Ave.
Client Job Number: 4214S-09
Field Location: N/A
Field ID Number: N/A
Sample Type: Soil

Lab Project Number: 10-3038A
Lab Sample Number: Soil LRB 08/05/10
Date Sampled: N/A
Date Received: N/A
Date Analyzed: 08/05/2010

Halocarbons	Results in ug / Kg	Halocarbons	Results in ug / Kg
Bromodichloromethane	ND< 4.00	trans-1,2-Dichloroethene	ND< 4.00
Bromomethane	ND< 4.00	1,2-Dichloropropane	ND< 4.00
Bromoform	ND< 10.0	cis-1,3-Dichloropropene	ND< 4.00
Carbon Tetrachloride	ND< 10.0	trans-1,3-Dichloropropene	ND< 4.00
Chloroethane	ND< 4.00	Methylene chloride	ND< 10.0
Chloromethane	ND< 4.00	1,1,2,2-Tetrachloroethane	ND< 4.00
2-Chloroethyl vinyl Ether	ND< 20.0	Tetrachloroethene	ND< 4.00
Chloroform	ND< 4.00	1,1,1-Trichloroethane	ND< 4.00
Dibromochloromethane	ND< 4.00	1,1,2-Trichloroethane	ND< 4.00
1,1-Dichloroethane	ND< 4.00	Trichloroethene	ND< 4.00
1,2-Dichloroethane	ND< 4.00	Trichlorofluoromethane	ND< 4.00
1,1-Dichloroethene	ND< 4.00	Vinyl chloride	ND< 4.00
Chlorobenzene	ND< 4.00	1,3-Dichlorobenzene	ND< 10.0
1,2-Dichlorobenzene	ND< 10.0	1,4-Dichlorobenzene	ND< 4.00
cis-1,2-Dichloroethene	ND< 4.00		

ELAP Number 10958 Method: EPA 8260B Data File: V77314.D

Comments: ND denotes Non Detect
ug / Kg = microgram per Kilogram

Signature:
Bruce Hoogesteger: Technical Director

This report is part of a multipage document and should only be evaluated in its entirety. Chain of Custody provides additional information, including compliance with sample condition requirements upon receipt.

Quantitation Report (Not Reviewed)

Data File: C:\msdchem\1\DATA\080510\V77314.D
DataAcq Meth:8260RUN.M
Acq On : 5 Aug 2010 8:11 pm
Sample : SOIL LRB
Misc : Soil
ALS Vial : 17 Sample Multiplier: 1

Operator: Bill Brew
Inst : Instrument #1

Quant Time: Aug 06 07:08:54 2010
Quant Method : C:\msdchem\1\METHODS\080410a.M
Quant Title : 8260/624 Analysis
QLast Update : Thu Aug 05 12:44:28 2010
Response via : Initial Calibration
Integrator: RTE

BM

Compound	R.T.	QIon	Response	Conc Units	Dev(Min)
Internal Standards					
1) Fluorobenzene	5.079	96	952320	50.00 ug/L	0.00
54) Chlorobenzene-d5	8.019	117	847887	50.00 ug/L	0.00
75) 1,4-Dichlorobenzene-d4	10.560	152	482711	50.00 ug/L	0.00
System Monitoring Compounds					
26) Pentafluorobenzene	4.502	168	482509	46.61 ug/L	0.00
Spiked Amount 50.000	Range 69 - 125		Recovery = 93.22%		
29) 1,2-Dichloroethane-d4	4.774	65	251986	43.49 ug/L	0.00
Spiked Amount 50.000	Range 64 - 123		Recovery = 86.98%		
45) Toluene-D8	6.562	98	932341	47.69 ug/L	0.00
Spiked Amount 50.000	Range 70 - 115		Recovery = 95.38%		
64) 4-Bromofluorobenzene	9.279	95	424204	48.86 ug/L	0.00
Spiked Amount 50.000	Range 63 - 114		Recovery = 97.72%		
Target Compounds					Qvalue
6) Chloroethane	1.882	64	9167	~~2.25 ug/L~~ ~~#~~ ens	47
11) Acetone	2.650	43	8896	~~Below~~ Cal <10	97
14) Methylene chloride	3.008	84	3153	~~Below~~ Cal <1	94
82) 1,2,4-Trichlorobenzene	12.774	180	8165	0.79 ug/L	92
83) 1,2,3-Trichlorobenzene	13.265	180	10659	1.12 ug/L	96
84) Hexachlorobutadiene	12.956	225	3512	0.53 ug/L	95
85) Naphthalene	13.025	128	26029	1.29 ug/L	99

8/6 BM

(#) = qualifier out of range (m) = manual integration (+) = signals summed

Quantitation Report (Not Reviewed)

Data File: C:\msdchem\1\DATA\080510\V77314.D
DataAcq Meth:8260RUN.M
Acq On : 5 Aug 2010 8:11 pm
Sample : SOIL LRB
Misc : Soil
ALS Vial : 17 Sample Multiplier: 1

Operator: Bill Brew
Inst : Instrument #1

Quant Time: Aug 06 07:08:54 2010
Quant Method : C:\msdchem\1\METHODS\080410a.M
Quant Title : 8260/624 Analysis
QLast Update : Thu Aug 05 12:44:28 2010
Response via : Initial Calibration
Integrator: RTE

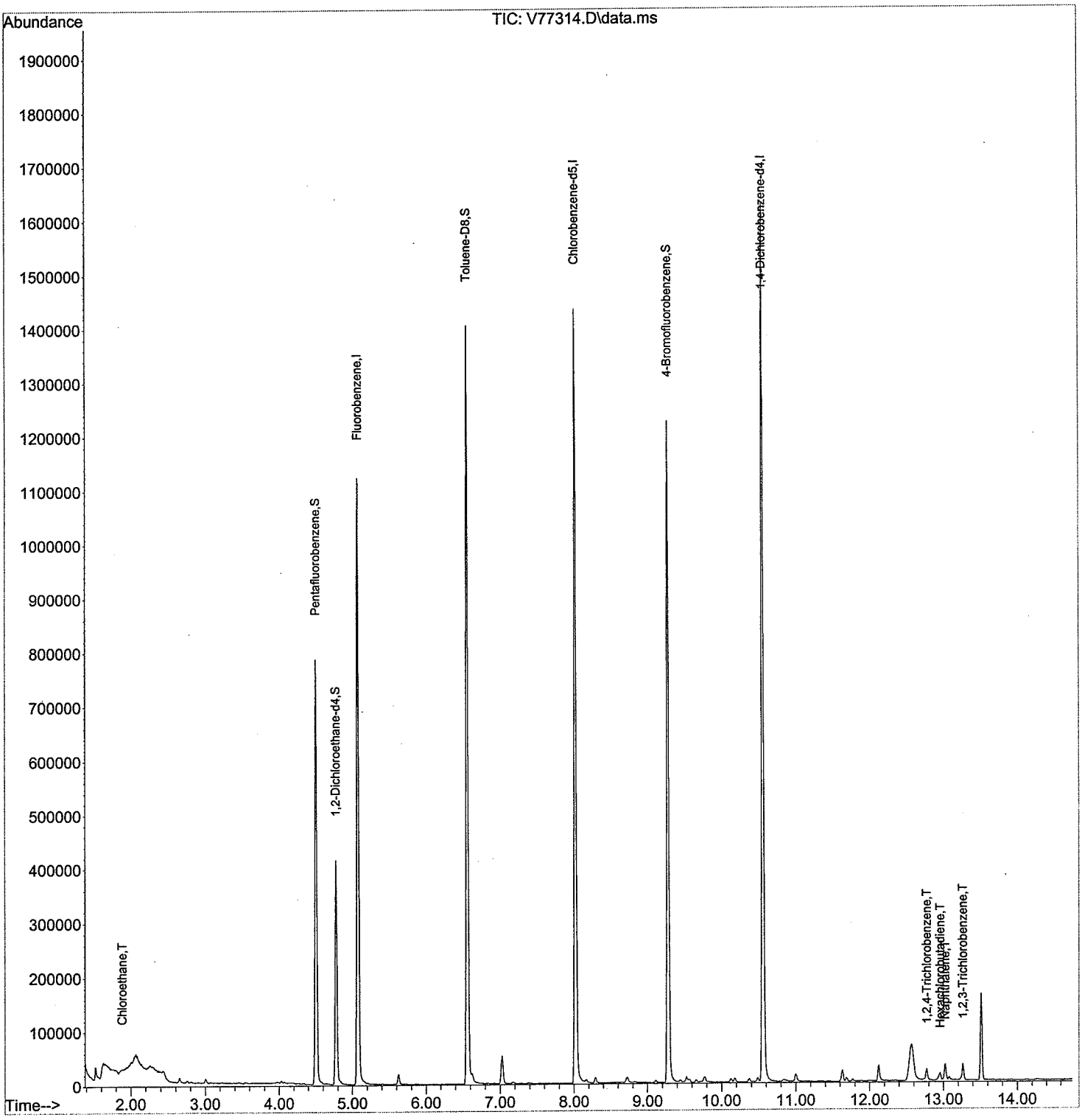

GC / MS VOA System 6890 / 5973

Internal Standard: 10015

Date of Intial Calibration: 7/14/10 & 7/19/10

Date	GC Method	Vial #	Data File	Matrix	Sample ID	Volume	Std#	Test	Seq	Intials	A	R	pH	Res Cl	Comments	Intials
7/18/10	8260RUN	7	V76740		Blk				1	MD						
		8	V76741													
		9	V76742													
		10	V76743													
		1	V76744		Blk					MM						
		2	V76745		200											
		3	V76746		Blk											
		4	V76747													
		5	V76748		200											
		6	V76749		Blk											
		7	V76750													
		8	V76751													
		9	V76752													
		10	V76753													
7/19/10	8260RUN	1	V76754		50 ng BFB	5 µl	9924		1	BB						
		2	V76755													BB
		3	V76756		1 ppb mega Cal	0.1 µl	10065	updated 7/19/10 MM				X			don't use	
		4	V76757		2	0.2										
		5	V76758		5	0.5										
		6	V76759		10	1										
		7	V76760		50	5		071910.M								
		8	V76761		100	10		6 point								
		9	V76762		200	20										

*A = Accept R = Reject

^ pH and Res Cl recorded for 624 Only

GC / MS VOA System 6890 / 5973

Internal Standard: 10015

Date of Intial Calibration: 7/19/10

Date	GC Method	Vial #	Data File	Matrix	Sample ID	Volume	Std#	Test	Seq	Intials	A	R	pH	Res Cl	Comments	Intials
7/19/10	8260RUN	10	V76763	water	LCS	5 µl	10066		2	MB						BTB
		11	V76764		LRB											
		12	V76765		9136R	50 µl	V	BTEX								
		13	V76766		9535	5 ml	V1	624-TCE					L2	neg		
		14	V76767		9541	100 µl		601								
		15	V76768		9542	5 ml										
		16	V76769		9543											
		17	V76770		9544			601/602								
		18	V76771		9545		V									
		19	V76772		9589		V1	624 BTEX								
		20	V76773		9596	500 µl		*								
		21	V76774		9597	500 µl										
		22	V76775		9598	5 ml						X			Re2nd	
		23	V76776		9599	500 µl										
		24	V76777		9600	500 µl										
		25	V76778		9645	5 ml		TCL+*								
		26	V76779		9589MS											
		27	V76780		MSD											
		28	V76781		9489	500 µl	V2	TCL+*								
		29	V76782		9490	500 µl	V2									
		30	V76783		9491	5 ml	V1									
		31	V76784		9492	500 µl	V2									
		32	V76785		50 ng BFB	5 µl	9924		3						2nd window	
		33	V76786													

*A = Accept R = Reject

^ pH and Res Cl recorded for 624 Only

GC / MS VOA System 6890 / 5973

Internal Standard: 10015

Date of Intial Calibration: 7/19/10

Date	GC Method	Vial #	Data File	Matrix	Sample ID	Volume	Std#	Test	Seq	Intials	A	R	pH	Res Cl	Comments	Intials
7/19/10	8260RUN	34	V76787		50ppb mega cc	5l	10065		3	AB						AB
		35	V76788	soil	LCS	5l	10066		↓							
		36	V76789		LRB				4							
		37	V76790		9443	2.68g	G1	ASP							Confirmed IS	
		38	V76791		9445	2.63g	↓	↓							↓	
		39	V76792		9562	1.20g	G2	TCL+*								
		40	V76793		9563	1.66g	↓	↓								
		41	V76794		9601	1.25g	G3	TCL								
		42	V76795		9608	1.41g		TCL+*								
		43	V76796		9609	1.29g										
		44	V76797		9610	1.40g										
		45	V76798		9611	1.11g										
		46	V76799		9612	1.60g										
		47	V76800		9613	1.58g										
		48	V76801		9614	1.42g										
		49	V76802		9615	1.11g										
		50	V76803		9614 MS	1.26g										
		51	V76804	✓	↓ MSD	1.84g	↓	↓								
		52	V76805		1ppm TBA	5l	*6372									

*A = Accept R = Reject

^ pH and Res Cl recorded for 624 Only

GC / MS VOA System 6890 / 5973

Internal Standard: 10015

Date of Intial Calibration: 7/19/10

Date	GC Method	Vial #	Data File	Matrix	Sample ID	Volume	Std#	Test	Seq	Intials	A	R	pH	Res Cl	Comments	Intials
7/23/10	8260RUN	31	V76971	water	10092	5 ml	V1	☆	2	AB					Rush	AB
	↓	32	V76972	↓	10093	↓	V1	☆							↓	
7/26/10	8260RUN	1	V76973		50 ng BFB	5 µl	9924		1	AB						
		2	V76974		↓	↓	↓									AB
		3	V76975		50 ppb mega cc	5 µl	10065									
		4	V76976	soil	LCS	5 µl	10066									
		5	V76977		LRB											
		6	V76978		M/L PB	100 µl										
		7	V76979		9839	1 l		Halo's								
		8	V76980		9840	100 µl										
		9	V76981		9842	100 µl										
		10	V76982		9845	100 µl						X			Re Int	
		11	V76983		9968	1.18 g	G2	☆	2							
		12	V76984		9880	1.57 g	G3	TCL								
		13	V76985		9881	1.38 g										
		14	V76986		9882	1.27 g										
		15	V76987		9883	1.41 g										
		16	V76988		9884	0.107 g	↓									
		17	V76989		9968 MS	1.04 g										
		18	V76990		↓ MSD	1.25 g										
		19	V76991		9885	1.62 g	G3	TCL								
		20	V76992		9886	1.33 g										
		21	V76993		9887	1.16 g										

*A = Accept R = Reject

^ pH and Res Cl recorded for 624 Only

-312-

GC / MS VOA System 6890 / 5973

Internal Standard: 10015

Date of Intial Calibration: 7/19/10

Date	GC Method	Vial #	Data File	Matrix	Sample ID	Volume	Std#	Test	Seq	Intials	A	R	pH	Res Cl	Comments	Intials
7/26/10	8260RUN	22	V76994	soil	9888	1.01g	G3	TCL	2	BB						BB
		23	V76995		9889	1.27g										
		24	V76996		9890	1.10g										
		25	V76997		9891	1.11g										
		26	V76998		9892	0.0864g						X			re 1g	
		27	V76999		9893	1.28g										
		28	V77000		9999	1.33g	G1	TCL+*								
		29	77001		10000	1.21g										
		30	77002		10018	0.266g	G2	*								
		31	77003		10021	1.26g		*								
		32	77004		50 ng BFB	5µl	9924		3						2nd window	
		33	77005													BB
		34	77006		50 ppb mega cc	5µl	10065									
		35	77007	soil	LCS	5µl	10066									
		36	77008		LRB				4							
		37	77009		9850	2.68g	G1	ASP-Halogens				X			re M/L 5µl	
		38	77010		9851	2.93g						X			re 2.5g carryover	
		39	77011		9852	3.05g						X			re M/L 5µl	
		40	77012		9853	2.56g						X			re carryover	
		41	77013		MS	2.81g						X				
		42	77014		MSD	2.81g						X				
		43	77015		9854	2.64g										
		44	77016		9855	2.54g										
		45	77017		9856	2.65g						X			re M/L 5µl	

*A = Accept R = Reject

^ pH and Res Cl recorded for 624 Only

GC / MS VOA System 6890 / 5973

Internal Standard: 10015

Date of Intial Calibration: 7/19/10

Date	GC Method	Vial #	Data File	Matrix	Sample ID	Volume	Std#	Test	Seq	Intials	A	R	pH	Res Cl	Comments	Intials
7/26/10	8260RUN	46	V77018	soil	9857	2.92g	61	ASP-Halogens	4	BB		X			Re 2.5g carryover	BB
		47	V77019	water	LRB				5							
		48	V77020		LCS	5ml	10066									
		49	V77021		98589 AB 7146 EC	5ml	V1					X			Re carryover	
		50	V77022		9858							X				
		64	V77023	soil	BLK				4	C						
		65	77024													
		66	77025													
		67	77026													
		68	77027													
		69	77028													
		70	77029													
		71	77030													
		72	V77031	soil	M/L 9845	1ml		Halo's		BB						BB
7/27/10	8260RUN	1	V77032		50ng BFB	5ml	9924		1	BB						
		2	V77033													BB
		3	V77034		50ppb mega CC	5ml	10065									
		4	V77035	water	LCS	5ml	10066		2							
		5	V77036		LRB											
		6	V77037		10170	5ml	V1	☆							Rush!	
		7	V77038		MS											
		8	V77039		MSD											
		9	V77040		10137			TCL							Rush	

*A = Accept R = Reject

^ pH and Res Cl recorded for 624 Only

GC / MS VOA System 6890 / 5973

Internal Standard: 10015

Date of Intial Calibration: 7/19/10

Date	GC Method	Vial #	Data File	Matrix	Sample ID	Volume	Std#	Test	Seq	Intials	A	R	pH	Res Cl	Comments	Intials
7/22/10	8260RUN	34	V77065		50ppb mega cc	5µl	10065		3	BB						BB
		35	V77066	soil	LCS	5µl	10066		↓							
		36	V77067		LRB				4							
		37	V77068		9892	1.28g	G3	TCL								
		38	V77069		10057	1.98g	G2	☆								
		39	V77070		10058	1.46g										
		40	V77071		10059	1.90g										
		41	V77072		10060	1.38g										
		42	V77073		10042	1.30g	↓	Halo's + Benz.	↓	↓						↓
	ppb 7/22	~~43~~	~~V77074~~													
7/28/10	8260RUN	46	V77075		50ng BFB	5uL	9924		3	KO						
		47	77076		50ng BFB	5uL	9924									BB
		48	77077		50ppb COV	5uL	10065									
		49	77078	Soil	LRB				4							
		50	77079		LCS1	5uL	10066								(M.N.D.O.C)	
		51	77080		LCS2	5uL										
		52	77081		LCS3	5uL										
		53	V77082	↓	LCS4	5uL	↓		↓	↓						
		54	V77083	soil	9851	2.59g	G1	ASP Halos	4	BB						
		55	V77084		9853	2.50g										
		56	V77085		MS	2.68g										
		57	V77086		MSD	2.50g										
	↓	58	V77087	↓	9857	2.77g	↓	↓	↓							↓

*A = Accept R = Reject

^ pH and Res Cl recorded for 624 Only

GC / MS VOA System 6890 / 5973

Internal Standard: 10015

Date of Intial Calibration: 7/19/10

Date	GC Method	Vial #	Data File	Matrix	Sample ID	Volume	Std#	Test	Seq	Intials	A	R	pH	Res Cl	Comments	Intials
7/28/10	8260RUN	59	V77088	soil	M/L P.B	100 ul			AB 7/28 ES/5	BB						BB
		60	V77089		9850	5 ul	61	ASP Halo's								
		61	V77090		9852	5 ul										
		62	V77091		9856	5 ul										
		63	V77092		10072	0.142 g	62	*	BB 7/28 ES/6	3						
		64	V77093		10073	0.062 g										
		65	V77094		10074	0.202 g										
		66	V77095		10075	1.68 g										
		67	V77096		10076	1.25 g										
		68	V77097		10077	1.87 g										
		69	V77098		10078	1.49 g										
		70	V77099		10079	1.52 g										
		71	V77100		10080	0.202 g										
		72	V77101		10082	0.0845 g						X			m M/L 50 ul	
		73	V77102		10083	1.15 g										
		74	V77103		10084	0.0345 g										
		1	V77104		50 ng BFB	5 ul	9824		1						2nd window	
		2	V77105													AB
		3	V77106		50 ppb mega CC	5 ul	10065									
		4	V77107	water	LCS	5 ul	10066		2							
		5	V77108		CRB											
		6	V77109		10138	100 ul		TCL								
		7	V77110		9537	1 ml		*				X			repeat @ 500 ml	
		8	V77111		10104	100 ul		*								

*A = Accept R = Reject

^ pH and Res Cl recorded for 624 Only

316-

GC / MS VOA System 6890 / 5973

Internal Standard: 10015

Date of Intial Calibration: 7/19/10

Date	GC Method	Vial #	Data File	Matrix	Sample ID	Volume	Std#	Test	Seq	Intials	A	R	pH	Res Cl	Comments	Intials
7/28/10	8260RUN	9	V77112	water	9593	500 µl		601/602	2	MB			<2	neg		MB
		10	V77113		10056	5 µl		TCL								
		11	V77114		10100			624+*					<2	neg		
		12	V77115		10101											
		13	V77116		10036			Halos				X			re 500 µl	
		14	V77117		9858			ASP-Halos								
		15	V77118		9859											
		16	V77119		10127											
		17	V77120		10128											
		28	V77124		BLK				2							
		29	V77125	Water	9537	500 uL	V1	*								
		30	V77126		10036	500 uL	V2	Halo								
		31	V77127		LCS1	5 uL	10066									
		32	V77128		LCS2	5 uL	10066									
		33	V77129		LCS3	5 uL	10066									
		34	V77130		LCS4	5 uL	10066									
			@ 7/29/10	(software	started @ wrong data file – @ 7/29/10)											
7/29/10	826URUN	1	V77131		50 ng BFB	5 µl	9924		1	BB						
		2	V77132													MB
		3	V77133		50 ppb mega cc	5 µl	10065									
		4	V77134	soil	LCS	5 µl	10066									
		5	V77135		LRB				2							
		6	V77136		10233	1.8 g	G2	BTEX							flush	

*A = Accept R = Reject

^ pH and Res Cl recorded for 624 Only

-317-

GC / MS VOA System 6890 / 5973

Internal Standard: 10015

Date of Intial Calibration: 7/19/10

Date	GC Method	Vial #	Data File	Matrix	Sample ID	Volume	Std#	Test	Seq	Intials	A	R	pH	Res Cl	Comments	Intials
7/30/10	8260RUN	1	V77155		50ng BFB	5 µl	10091		1	RB						RB
		2	V77156													
		3	V77157		50ppb mega cc	5 µl	10065									
		4	V77158	water	LCS	5 µl	10066		2							
		5	V77159		LRB											
		6	V77160	TCLP	10288	5 ml	V1	Benz.								
		7	V77161		10285	500 µl										
		8	V77162	water	10238	5 ml	4:1 Comp	624					<2	neg		
		9	V77163		10276		V1-V3 Comp									
		10	V77164		20ppb acetates	0.1 µl	6404, 9296, 9297									
		11	V77165	water (TCLP)	10288 MS	5 ml	V1									
		12	V77166		MSD											
		13	V77167		10286			B+L site								
		14	V77168		10287											
		15	V77169	soil	LCS	5 µl	10066									
		16	V77170		LRB				3							
		17	V77171		10117	2.53g	62	ASP								
		18	V77172		10118	2.87g										
		19	V77173		10119	2.83g						X			Re 0.2g	
		20	V77174		10120	2.75g										
		21	V77175		10121	2.89g										
		22	V77176		10122	3.06g										
		23	V77177		10123	2.65g										
		24	V77178		10124	2.66g						X			Re 0.5g	

*A = Accept R = Reject

^ pH and Res Cl recorded for 624 Only

GC / MS VOA System 6890 / 5973

Internal Standard: 10015

Date of Intial Calibration: 7/19/10

Date	GC Method	Vial #	Data File	Matrix	Sample ID	Volume	Std#	Test	Seq	Intials	A	R	pH	Res Cl	Comments	Intials
7/30/10	8260RUN	25	V77179	soil	10125	2.76g	G2	ASP	3	BB						BB
	↓	26	V77180		10126	2.69g	↓	↓	↓	↓						
	BB 7/30	~~27~~	~~V77181~~													
8/2/10	8260RUN	1	V77181		50 ng BFB	5 µl	10091		1	BB						
		2	V77182		↓	↓	↓									BB
		3	V77183		50ppb mega CC	5 µl	10065									
		4	V77184	soil	LCS	5 µl	10066									
		5	V77185		LRB				2							
		6	V77186		10119	0.15g	G2	ASP Halos								
		7	V77187		10124	0.479g	↓	↓								
		8	V77188		10334	1.25g	G2-1	↓								
		9	V77189		↓ MS	1.49g	↓									
		10	V77190		↓ MSD	1.63g										
		11	V77191		10335	1.36g	G2-1									
		12	V77192		10336	1.24g										
		13	V77193		10337	1.32g	↓	↓								
		14	V77194		10148	1.38g	G3	TCL								
		15	V77195		10149	1.47g										
		16	V77196		10150	1.41g										
		17	V77197		10151	1.48g										
		18	V77198		10152	1.66g										
		19	V77199		10153	1.33g										
	↓	20	V77200	↓	10154	1.26g	↓	↓	↓	↓						

*A = Accept R = Reject

^ pH and Res Cl recorded for 624 Only

GC / MS VOA System 6890 / 5973

Internal Standard: 10015

Date of Intial Calibration: 7/19/10

Date	GC Method	Vial #	Data File	Matrix	Sample ID	Volume	Std#	Test	Seq	Intials	A	R	pH	Res Cl	Comments	Intials
8/2/10	8260/2UN	21	V77201	soil	10155	1.26g	G3	TCL	2	AB	/					AB
		22	V77202		10156	1.59g					/					
		23	V77203		10108	1.55g	G2	Helos			/					
		24	V77204		10109	0.0488g						X			Ke m/L 5 ul	
		25	V77205		10110	1.50g						X			100 ul	
		26	V77206		10111	1.18g					/					
		27	V77207		10112	1.17g						X			Ke m/L 100 ul	
		28	V77208		10113	1.26g						X				
		29	V77209		10114	1.24g					/					
		30	V77210		10115	1.19g						X			Ke 0.1g	
		31	V77211		10116	0.0774g						X			Ke m/L 50 ul	
		32	V77212		10115MS	1.33g					/					
		33	V77213		MSD	1.34g					/					
		34	V77214		BLK				2	M						
		35	V77215													
		36	V77216													
		37	V77217													
		38	V77218													
		39	V77219		BLK w/magnet.											
		39	V77220		10153	2.66g		TCL	2	M					confirming PCE no magnet	
		40	V77221		BLK											
		41	V77222		10336	2.37g		☆								
		42	V77223		10337	2.41g										

*A = Accept R = Reject

^ pH and Res Cl recorded for 624 Only

GC / MS VOA System 6890 / 5973

Internal Standard: 10015

Date of Intial Calibration: 7/19/10 + 8/4/10

Date	GC Method	Vial #	Data File	Matrix	Sample ID	Volume	Std#	Test	Seq	Intials	A	R	pH	Res Cl	Comments	Intials
8/3/10	8260RUN	25	v77248	water	10268	5 ul	V1	∅	3	AB						AB
		26	v77249		10269											
		27	v77250		10270											
		28	v77251		10271											
		29	v77252		10272	500 ul										
		30	v77253		10273 ~~AS~~ AB 8/3	5 ul										
		31	v77254		MSD											
		32	v77255		MS											
		33	v77256		cleaned stir bar from 10109				4							
8/4/10	8260RUN	1	v77257		50 ng BFB	5 ul	10091		1	AB						
		2	v77258		AB 8/4											BB
		3	v77259		~~50~~ 1 ppb mix CC AB 8/4	0.1 ul	10065	updated 8/4/10 AB								
		4	v77260		2	0.2 ul		080410 AM								
		5	v77261		5	0.5		6 pt								
		6	v77262		10	1										
		7	v77263		50	5										
		8	v77264		100	10										
		9	v77265		200	20										
		10	v77266	water	LCS	5 ul	10066		2							
		11	v77267		LRB											
		12	v77268		10278	10 ul	V1									
		13	v77269		10279											
		14	v77270		10280											

*A = Accept R = Reject

^ pH and Res Cl recorded for 624 Only

GC / MS VOA System 6890 / 5973

Internal Standard: 10015

Date of Intial Calibration: 8/4/10

Date	GC Method	Vial #	Data File	Matrix	Sample ID	Volume	Std#	Test	Seq	Intials	A	R	pH	Res Cl	Comments	Intials
8/4/10	8260RUN	15	v77271	water	10281	10ml	V1		2	BB						BB
		16	v77272		10282		V									
		17	v77273		10448		V1									
		18	v77274		10449											
		19	v77275		10450											
		20	v77276		10451											
		21	v77277		10452		V									
		22	v77278	air	10277	5ml	AV		3							
		23	v77279		10284	5ml										
		24	v77280	soil	M/L 10109	5µl	62		4							
		25	v77281		10110	100µl										
		26	v77282		10112											
		27	v77283		10113											
		28	v77284		10115	50µl						X			re 2µl	
		29	v77285		10116	50µl						X			re 5µl	
		30	v77286	oil	10305	1µl	VU1									
		31	v77287		10435	1µl						X			re 20µl	
		32	v77288		M/L PB	100µl										
		33	v77289	soil	LRB				5							
		34	v77290		LCS	5µl	10066									
		35	v77291		50ng BFB	5µl	10091		6							
		36	v77292													
		37	v77293		50ppb mega cc	5µl	10065									
		38	v77294	water	LCS	5µl	10066		7							

*A = Accept R = Reject

^ pH and Res Cl recorded for 624 Only

GC / MS VOA System 6890 / 5973

Internal Standard: 10015

Date of Intial Calibration: 8/4/10

Date	GC Method	Vial #	Data File	Matrix	Sample ID	Volume	Std#	Test	Seq	Intials	A	R	pH	Res Cl	Comments	Intials
8/4/10	8260RUN	39	V77295	water	LRB				7	HD						HD
		40	V77296		10516	1ml	V1	624-Arch						neg	Rush	
		41	V77297		10517											
8/5/10	8260RUN	1	V77298		50 ng BFB	5 µl	10091		1	HD						
		2	V77299													HD
		3	V77300		50ppb mega CC	5 µl	10065									
		4	V77301	water	LCS	5 µl	10066		2							
		5	V77302		LRB											
		6	V77303		10557	5 ml	V1	☆							Rush	
		7	V77304	TCLP	10445	500 µl										
		8	V77305	water	10499	10ml		Xerox-site								
		9	V77306		10500											
		10	V77307		10501		V									
		11	V77308		10532	5 ml	V1	☆								
		12	V77309		10533	500 µl										
		13	V77310		10534	500 µl										
		14	V77311		10532 MS	5 ml										
		15	V77312		MSD											
		16	V77313	soil	LCS	5 µl	10066									
		17	V77314		LRB				3							
		18	V77315		10126 MS	2.52g	G3	ASP								
		19	V77316		MSD	2.67g										
		20	V77317		10428	1.53g	G2	TCL+☆								

*A = Accept R = Reject

^ pH and Res Cl recorded for 624 Only

GC / MS VOA System 6890 / 5973

Internal Standard: 10015

Date of Intial Calibration: 8/4/10

Date	GC Method	Vial #	Data File	Matrix	Sample ID	Volume	Std#	Test	Seq	Intials	A	R	pH	Res Cl	Comments	Intials
8/5/10	8260RUN	21	V77318	soil	M/L 10115	2 µl	G2	Halos	4	BB						BB
		22	V77319		10116	5 µl										
		23	V77320	oil	10435	20 µl		TCL+*								
		24	V77321	water	9089	1 ml	V2	Arch-site	5							
		25	V77322		9090											
8/6/10	8260RUN	1	V77323		50 ng BFB	5 µl	10091		1	BB						
		2	V77324													BB
		3	V77325		50 ppb mega CC	5 µl	10065									
		4	V77326	soil	LCS	5 µl	10066		2							
		5	V77327		LRB				3							
		6	V77328	solid	10525	1.57 g	G1	acetone								
		7	V77329		10526	1.21 g										
		8	V77330		10527	1.05 g										
		9	V77331		10528	1.18 g										
		10	V77332	soil	10484	1.35 g	G2	TCL+*								
		11	V77333		10485	0.0543 g										
		12	V77334		10486	0.0725 g										
		13	V77335		10487	0.0533 g										
		14	V77336		10488	0.0484 g						X			n m/L 25 µl	
		15	V77337		10489	0.0382 g										
		16	V77338		10490	0.0485 g						X			n/g	
		17	V77339		10491	0.0746 g						X			n m/L 50 µl	
		18	V77340		10492	0.0416 g										

*A = Accept R = Reject

^ pH and Res Cl recorded for 624 Only