

Periodic Review Report Former Carriage Factory NYSDEC Site #C828184

33 Litchfield Street
Rochester, Monroe County, New York

Stantec Consulting Services Inc.

Prepared for:
New York State Department of Environmental Conservation
6274 East Avon-Lima Road, Avon, New York 14414

April 14, 2026

Prepared by:
Stantec Consulting Services Inc.
61 Commercial Street, Suite 100, Rochester, New York 14614

Project/File:
213415055

Prepared on Behalf of:
Carriage Factory Special Needs Apartments, L.P.
1931 Buffalo Road, Rochester, New York 14624

Certification

I, Dwight Harrienger, P.E., of Stantec Consulting Services Inc., 61 Commercial Street, Suite 100, Rochester, NY 14614, am certifying as the Owner's Designated Site Representative. For each institutional or engineering control identified for the site, I certify that all of the following statements are true:

- The inspection of the site to confirm the effectiveness of the institutional and engineering controls required by the remedial program was performed under my direction;
- The institutional control and/or engineering control employed at this site is unchanged from the date the control was put in place, or last approved by the Department;
- Nothing has occurred that would impair the ability of the control to protect the public health and environment;
- Nothing has occurred that would constitute a violation or failure to comply with any site management plan for this control;
- Access to the site will continue to be provided to the Department to evaluate the remedy, including access to evaluate the continued maintenance of this control;
- If a financial assurance mechanism is required under the oversight document for the site, the mechanism remains valid and sufficient for the intended purpose under the document;
- Use of the site is compliant with the Environmental Easement;
- The engineering control systems are performing as designed and are effective;
- To the best of my knowledge and belief, the work and conclusions described in this certification are in accordance with the requirements of the site remedial program and generally-accepted engineering practices;
- The information presented in this report is accurate and complete.

Dwight Harrienger, P.E.

Date: April 14, 2026



Table of Contents

Certification	0
Table of Contents	i
Acronyms / Abbreviations	ii
1 Introduction and Overview	1
1.1 Summary of Site Contamination and Remedial History.....	1
1.2 Site Management Requirements	3
2 Effectiveness of the Remedial Program	5
2.1 Groundwater Sampling and Gauging.....	5
2.2 Sub-Slab Depressurization System Monitoring	6
2.3 Sump Sampling and Purge Water Discharge	7
2.4 Site Inspection.....	8
2.5 Compliance	8
2.6 Recommendations	8
3 Remedy Performance, Effectiveness, and Protectiveness	10
4 Compliance with IC/EC Requirements and the OM&M Plan	11
5 Overall Conclusions and Recommendations	12

TABLES

Table 1	Monthly Monitoring of the Sub-Slab Depressurization System
Table 2	Summary of Groundwater Elevations
Table 3	Summary of Groundwater Field Parameters
Table 4	Summary of Analytical Results in Groundwater
Table 5	Quarterly and Annual Monitoring of the Sub-Slab Depressurization System
Table 6	Summary of Analytical Results in Post-Construction Purge Water and Discharge Permit Samples

FIGURES

Figure 1	Site Location Map
Figure 2	Groundwater Monitoring Wells
Figure 3	Well Gauging Results and Interpreted Groundwater Elevation Contour Map – September 23, 2025
Figure 4	Plots of CVOC Degradation Over Time – Sampled Wells
Figure 5	Annual SSDS Vacuum Monitoring, January 2026

APPENDICES

Appendix A	IC/EC Certification Forms
Appendix B	Field Monitoring Logs
Appendix C	Laboratory Analytical Reports
Appendix D	Annual Site Inspection Forms



Acronyms / Abbreviations

Acronym / Abbreviation	Full Name
BCA	Brownfield Cleanup Agreement
BCP	Brownfield Cleanup Program
CFSNA	Carriage Factory Special Needs Apartments, L.P.
CIDWP	Contained-in Demonstration Work Plan
CVOC	Chlorinated Volatile Organic Compound
1,2-DCE	1,2-Dichloroethylene (cis or trans)
DECI	Development and Environmental Consultants, Inc.
ERD	Enhanced Reductive Dechlorination
ESA	Environmental Site Assessment
IC/EC	Institutional Control/Engineering Control
IRM	Interim Remedial Measures
IRMWP	Interim Remedial Measures Work Plan
IWC	Inches of Water Column
#IWC	Industrial Waste Control sewer use permit
MCDES	Monroe County Department of Environmental Services
MCDOH	Monroe County Department of Health
mg/L	Milligrams per Liter
mV	Millivolts
NYCRR	New York Codes, Rules and Regulations
NYSDEC	New York State Department of Environmental Conservation
NYSDOH	New York State Department of Health
OM&M	Operations, Monitoring, & Maintenance
ORP	Oxidation-Reduction Potential
PCE	Tetrachloroethylene
PID	Photoionization Detector
POTW	Publicly Owned Treatment Works
PRR	Periodic Review Report
RI	Remedial Investigation
RR	Restricted Residential
SCO	Soil Cleanup Objective
SM	Site Management
SMP	Site Management Plan
SSDS	Sub-Slab Depressurization System
Stantec	Stantec Consulting Services Inc.
SVI	Soil Vapor Intrusion
TCE	Trichloroethylene
TOGS	Technical and Operational Guidance Series
ug/L	Micrograms per Liter
VC	Vinyl Chloride
VMP	Vacuum Monitoring Point
VOC	Volatile Organic Compound



1 Introduction and Overview

Stantec Consulting Services Inc. (Stantec) has prepared this Periodic Review Report (PRR) and the attached Institutional Control/Engineering Control (IC/EC) forms (Appendix A) to summarize Site Management (SM) activities at the Former Carriage Factory located at 33 Litchfield Street, Rochester, New York (Site) for the period of March 16, 2025 to March 16, 2026.

This PRR is prepared on behalf of Carriage Factory Special Needs Apartments, L.P. (CFSNA), the current owner of the Site, to fulfill the PRR requirements of the Brownfield Cleanup Agreement (BCA) under the Brownfield Cleanup Program (BCP) of the New York State Department of Environmental Conservation (NYSDEC). The Site is identified by the NYSDEC as BCA Site #C828184.

The Site is a 1.5-acre parcel bounded by: Wiley Street and DeVault Storage Services, Inc. to the north; a parking lot to the south; Litchfield Street, a vacant warehouse, and the Canal Street BCP Site #C828206 (which has been redeveloped into a multiunit housing property known as Canal Commons) to the east; and Clark Alley and residences to the west. A Site Location Map is presented in Figure 1.

1.1 Summary of Site Contamination and Remedial History

The building was originally built circa 1900 for the production of horse-drawn carriages and is one of the oldest former manufacturing plants in Rochester. Historical Site operations included manufacture of wood trim/accent-related products for the automobile industry, other automotive parts, and clothing washers and dryers. Operations at the Site ceased in approximately 1993.

Beginning in 2010, a series of Phase I and Phase II Environmental Site Assessments (ESAs) were performed by Development and Environmental Consultants, Inc. (DECI) in association with real estate due diligence by CFSNA prior to its potential purchase of the property. Results of these investigations indicated the presence of chlorinated volatile organic compounds (CVOCs) in soil and/or in groundwater at concentrations above the applicable NYSDEC's soil cleanup objectives (SCOs) and groundwater standards. Additionally, urban fill consisting of ash, slag, cinders, bricks, concrete, and varying amounts of silt, sand, and gravel was encountered at most exterior locations with thicknesses ranging from 1.8 to 4.4 feet.

Based on the results of the ESAs, CFSNA entered the NYSDEC's BCP in February 2013. Soon thereafter, construction began on renovation of the building for use as apartments. Stantec concurrently performed a Remedial Investigation (RI) to further identify and delineate contamination at the Site. Details of the RI activities and methodology are presented in the Remedial Investigation Report dated August 2014. The RI further characterized the extent of contamination at the Site: a soil gas survey identified the areal extent of CVOC impacts; a geophysical survey inside the building indicated numerous buried pipe runs; surface soil samples in urban fill material exhibited concentrations of several metals, including lead, mercury, arsenic, and barium, at levels in excess of NYSDEC Restricted Residential (RR) SCOs; groundwater monitoring well installation and subsequent gauging showed that groundwater levels were highest beneath the building and flow direction was radially away from the building; groundwater sampling showed that samples from thirteen of the sixteen monitoring wells on and near the Site exceeded



2026 Periodic Review Report
Former Carriage Factory NYSDEC Site #C828184
Introduction and Overview

NYSDEC Technical and Operational Guidance Series (TOGS) 1.1.1 groundwater standards for one or more CVOCs; and the types and concentration distribution of CVOCs were indicative that reductive dechlorination of these contaminants was occurring naturally.

Based on the results of the RI, an Interim Remedial Measures Work Plan (IRMWP) was submitted to the NYSDEC in May 2013 and was approved on August 30, 2013. To accomplish the objectives of the IRMWP, Stantec performed the following primary activities:

- Observed and documented construction activities that involved soil excavation, grading, handling, stockpiling, and disposal;
- Arranged for and documented pumping, containerizing, treatment, and/or discharge of groundwater entering excavations;
- Performed visual and instrument screening of excavated and in-situ soils;
- Obtained permits on behalf of CFSNA from the Monroe County Department of Environmental Services (MCDES) for temporary and long-term discharge of impacted groundwater to the sanitary sewer;
- Developed a Contained-In Demonstration Work Plan (CIDWP) to address the characterization and disposal of chlorinated solvent-impacted soils;
- Collected samples of known, suspected, or potentially impacted media for laboratory analysis, including:
 - Soils in interior and exterior excavations to confirm contaminant levels in remaining soils;
 - Stockpiles of impacted and non-impacted materials in accordance with CIDWP requirements and to obtain landfill disposal approval or to demonstrate acceptability for on-site reuse;
 - Soil from supplemental exterior test borings performed in areas of known CVOC impacts, in accordance with the CIDWP;
 - Waters entering interior excavations or the elevator pit for characterization to obtain sewer discharge approval; and
 - Groundwater from monitoring wells for remedial program monitoring.
- Designed and oversaw installation of a piping system beneath the building to facilitate injection of a carbon substrate material as part of the enhanced reductive dechlorination (ERD) groundwater remediation program;
- Designed and oversaw installation of a vapor barrier and a sub-slab depressurization system (SSDS) to mitigate the potential for soil vapor intrusion (SVI) into the building;
- Facilitated waste profile preparation and landfill approval for disposal of impacted soils; and
- Performed injection of a sodium lactate solution to provide the carbon substrate for the ERD groundwater remediation program.

Based on observations and sampling data from the RI and Interim Remedial Measures (IRM) programs, contamination remained in subsurface soils and groundwater at the Site:



- Interior Soils – Although the majority of impacted soil was removed from the basement during several phases of excavation, occasional indications of remaining contamination, specifically in the atrium area, in the form of minor staining or low-level photoionization detector (PID) readings were observed. Accordingly, the potential for impacted soil to be encountered in the basement still existed. As noted above, the SSDS was installed to mitigate the potential for sub-slab vapors to enter the building.
- Exterior Soils – Virtually all the exterior areas south of the building were excavated for driveway and parking lot construction, sidewalk and landscape area development, or utility installation. In all these areas, a demarcation layer (filter fabric or Geogrid) was placed at the base of the excavations prior to placing backfill soils or other materials (clean backfill soil/topsoil, concrete, paving stones, or asphalt). Planned and previously approved breaching and replacement of the cover system during the cooling tower excavation activities in March and April 2024 was described in the 2025 PRR.
- Groundwater – Groundwater monitoring events conducted after the sodium lactate injection described above indicated that the parent volatile organic compounds (VOCs) tetrachloroethylene (PCE) and trichloroethylene (TCE) were degrading into the daughter compounds of the cis- and trans- isomers of 1,2-dichloroethylene (1,2-DCE) and vinyl chloride (VC); however, concentrations remained above groundwater standards for some wells.

A supplemental ERD injection was performed at the Site in November 2015. Over 16,500 gallons of a 20,000 milligrams per liter (mg/L) sodium lactate and water solution were injected into the nine horizontal sub-slab injection legs and into groundwater monitoring wells RW-4 and B102-MW located south of the building. The supplemental injection improved the groundwater geochemistry conditions needed to promote the ERD process. Consequently, CVOC concentrations continued to exhibit long-term patterns of declining or stable concentrations at most of the wells.

1.2 Site Management Requirements

The original NYSDEC-approved Site Management Plan (SMP) dated December 2014 was updated in August 2025 at the request of the NYSDEC following approval of the 2025 PRR.

Site management activities were implemented in accordance with the revised NYSDEC-approved SMP dated August 2025. The SMP includes the following required Institutional Controls (ICs) and Engineering Controls (ECs):

- The property uses are limited to *Restricted Residential, Commercial, and Industrial* as described in 6 New York Codes, Rules, and Regulations (NYCRR) Part 375-1.8(g)(2)(ii-iv) as long as the following long-term controls are employed:
 - Continuous SSDS operation to mitigate the potential for SVI.
 - Groundwater extraction and *ex-situ* treatment in the form of operation of the elevator pit sump pump and effluent discharge to a sanitary sewer for treatment at an approved publicly owned treatment works (POTW).



2026 Periodic Review Report
Former Carriage Factory NYSDEC Site #C828184
Introduction and Overview

- Maintenance of the soil cover system, building floor slabs, and sub-slab vapor barrier. NYSDEC approval must be obtained in advance for activities which breach impervious surfaces or disturb soils on the Site, and those activities must be performed in accordance with the SMP.
 - Maintaining (intact and undisturbed) the components of the in-situ groundwater remediation system, which includes piping installed beneath the building slab and exterior piping portals located immediately to the south of the building.
 - A prohibition on the use of groundwater underlying the property (other than for sampling for monitoring purposes) without necessary water quality treatment to render it safe for use for its intended, non-potable industrial purpose, as determined by the New York State Department of Health (NYSDOH) or the Monroe County Department of Health (MCDOH). The user must first notify and obtain written approval to do so from the NYSDEC. Groundwater is prohibited from use as a potable water supply within the City of Rochester limits.
- The Site may not be used for purposes with a higher level of use, such as *Unrestricted or Residential*, without additional remediation and amendment of the NYSDEC-approved Environmental Easement.
 - Deed Restrictions have been implemented to restrict land use to *Restricted Residential, Commercial, and Industrial* uses, restrict the use of groundwater, and prevent future exposure to any contaminants of concern remaining at the Site.
 - Vegetable gardens and farming on the property are prohibited.
 - Annually (or as otherwise directed by NYSDEC), CFSNA must certify to the NYSDEC as to the continued presence and effectiveness of the ICs/ECs described above.

The SMP specifies a program for monthly system performance monitoring of the SSDS. CFSNA employees perform routine monitoring including:

- Verifying normal system operating conditions and making observations of any abnormalities, whether visual, olfactory, or auditory, with respect to the SSDS; and
- Verification and recording of blower operation and vacuum levels at SSDS fan manometers located in the fifth-floor utility room.

Data was recorded on the Monthly Monitoring Form provided in Appendix I of the SMP; the completed tabulation is provided as Table 1. Field logs from CFSNA are presented in Appendix B.



2 Effectiveness of the Remedial Program

2.1 Groundwater Sampling and Gauging

During the reporting period covered by this PRR, one annual groundwater sampling and gauging event was completed on September 23, 2025. The monitoring well network is depicted in Figure 2.

The following four wells were included in the annual sampling event: RW-2, RW-5R, RW-6, and B108-MW. As described in the 2024 PRR, monitoring well RW-5 was damaged beyond repair during sidewalk construction activities at the adjacent Canal Street BCP site prior to the annual sampling event performed in September 2023, and required decommissioning. Replacement well RW-5R was installed, developed, and surveyed in December 2023 and was first sampled in September 2024 as part of the sampling program described in this section.

Results of the well gauging event and interpreted groundwater elevation contours are presented in Figure 3. During the September 2024 annual groundwater sampling event, Stantec could not access monitoring well RW-12 due to obstructions and debris associated with construction activities at the neighboring Canal Street BCP site. However, during the September 2025 sampling event, Stantec successfully located RW-12 but observed damage to the protective outer casing; the well cover was missing, and the outer casing of the well was deformed. Dirt and debris were removed from the inner casing to access and gauge this well, which appeared undamaged. Based on gauging data obtained during this and previous events, Stantec does not believe that RW-12 is needed for contouring. Given the observed damage, and since RW-12 is no longer a sampled well, Stantec recommends that RW-12 be formally removed from the monitoring well network and abandoned in accordance with NYSDEC Commissioner's Policy (CP)-43.

Groundwater elevations measured at the four sampled wells ranged from approximately 0.53 to 1.11 feet lower than observed in the previous year. The lower groundwater table is likely attributed to lesser precipitation recorded in the months leading up to sampling in 2025 as compared to months preceding the previous (2024) annual sampling event. Specifically, Rochester, New York experienced the driest September on record since 1960, with a total of 0.3 inches of precipitation recorded in September 2025 (National Weather Service, www.weather.gov). Table 2 summarizes groundwater elevations measured across the monitoring well network during the September 2025 sampling event and previous events.

Monitoring of groundwater geochemistry parameters indicates that anaerobic conditions favorable to degradation were present at each of the four sampled wells in 2025, with dissolved oxygen ranging from 0.20 to 0.49 mg/L. Reducing or neutral conditions were observed at two of the four sampled wells (RW-2 and B108-MW), with oxidation-reduction potential (ORP) measurements ranging from -53.5 to 237.9 millivolts (mV) across the four wells. Table 3 summarizes water quality parameters recorded during the 2025 sampling event and previous events.

Analytical results from the 2025 sampling event in addition to previous years' groundwater sampling results are included in Table 4. The 2025 laboratory analytical report is included in Appendix C. Figure 4



presents graphs of concentrations of CVOCs over time for the currently sampled wells. The groundwater sampling results are described below.

Analytical results from the September 2025 sampling event indicate that parent compounds PCE and TCE continue to degrade into daughter products cis- and trans-1,2-DCE and VC prior to destruction. Dissolved-phase concentrations of one or more Site CVOCs were above regulatory groundwater standards in the four sampled wells as follows:

- **RW-2:** Three exceedances (cis-1,2-DCE, trans-1,2-DCE, and VC) were detected at this location. Concentrations of cis- and trans-1,2-DCE remain similar to levels detected in this monitoring well in the last five years. VC was detected at 2.6 micrograms per liter (ug/L), only slightly exceeding the standard.
- **RW-5R:** Five exceedances (Benzene, PCE, TCE, cis-1,2-DCE, and VC) reported at concentrations less than the 2024 results. Well RW-5R is located on the east side of the Litchfield Street right-of-way adjacent to the Canal Street BCP Site; elevated concentrations observed in RW-5 in 2023 were thought to be associated with remediation activities at the adjacent site. The last two rounds of data indicate that the groundwater concentrations are decreasing towards the pre-2023 range of results.
- **RW-6:** Two exceedances (PCE and cis-1,2-DCE) reported at concentrations similar to results reported for this monitoring well in recent years.
- **B108-MW:** Two exceedances (PCE and cis-1,2-DCE) reported at concentrations similar to results reported for this monitoring well in recent years.

Overall, the data indicate that groundwater conditions are stable or improving and that degradation of the parent compounds is occurring as demonstrated by daughter compound levels reported this (and previous) reporting period.

2.2 Sub-Slab Depressurization System Monitoring

The SSDS active parameters are monitored monthly by CFSNA. This includes collecting vacuum readings from the three system manometers and confirming that the fans are powered on. These observations are presented in Table 1 and a copy of the field logs obtained from CFSNA is presented in Appendix B. Based on the data obtained, the fans remained powered on for the duration of this reporting period. Throughout the reporting period, the vacuum measured at the manometers remained between 2.0 and 2.4 inches of water column (IWC) for all three fans, which is consistent within the design operating parameters.

Monitoring of the six vacuum monitoring points (VMPs) located throughout the building (see locations in Figure 5) continued to occur at a quarterly frequency during this reporting period. A micro-manometer was used to measure the vacuum at each VMP. The data collected during these quarterly monitoring events are included in Table 5 and demonstrate that adequate vacuum (less than -0.002 IWC) was recorded at each VMP during the reporting period.



During the first quarter of the 2025 SSDS monitoring event, it was observed that the vacuum pressure at VMP-1 (which has historically yielded the lowest vacuum readings) was impacted by opening and closing the door to the adjacent stairwell. As a result, vacuum readings have been taken from this location with the interior stairwell door in an open position since the first quarter of 2025.

Stantec conducted the annual SSDS monitoring event on January 12, 2026. Inspection of the SSDS exhaust risers on the roof of the building was not performed due to snow/ice cover on the rooftop causing unsafe walking conditions. This rooftop inspection will be performed during a future quarterly site visit when the snow/ice cover melts. The data collected during this monitoring event are included in Table 5, and the VMP vacuum readings are illustrated in Figure 5.

In addition to the data collected during the annual SSDS monitoring event on January 12, 2026, the system components and building floor were inspected for visible cracks or audible indications of air leakage – none were noted. No cracks or leaks were observed in any accessible system components or in the building floor. No new penetrations were observed on the building floor.

2.3 Sump Sampling and Purge Water Discharge

Stantec attempted to collect quarterly samples from the sump located in the elevator pit which collects groundwater and discharges to the building sanitary drain line. A totalizing flowmeter records the discharge volume.

Sump sampling efforts were conducted during the following events:

- Sump sample LI-EL-W64 was collected during the second quarter of 2025 on May 15, 2025.
- Sump sampling efforts were unsuccessful during the third and fourth quarters of 2025 on October 1, 2025, October 22, 2025, November 14, 2025, and December 3, 2025 due to suspected low water table conditions.
- Sump sample LI-EL-W66 was collected during the first quarter of 2026 on January 12, 2026.
- Sump sample LI-EL-W67 was collected on March 13, 2026 as a makeup sample for the third quarter of 2025 as approved by MCDES.

The sump samples were analyzed for halogenated VOCs as required by the MCDES under the Site Industrial Waste Control sewer use permit (#IWC-996), which was renewed effective August 1, 2023. The analytical results for all three samples included in this reporting period were below permit discharge limits. VOCs have not been detected in sump samples since September 2014. Analytical results for the sump samples are summarized in Table 6, and the lab reports are included in Appendix C.

In addition to the water pumped from the sump, Stantec also has routinely discharged groundwater purged during well sampling to the building sanitary discharge portal as outlined in the permit. Purge water from the annual groundwater monitoring event was sampled on September 23, 2025. The results were submitted to the MCDES for review and approval prior to discharge on October 22, 2025. Analytical results for the purge water are included in Table 6, and the lab report is included in Appendix C.



2026 Periodic Review Report
Former Carriage Factory NYSDEC Site #C828184
Effectiveness of the Remedial Program

As of the March 13, 2026 inspection, a combined total of 12,469 gallons of elevator sump water and well sampling purge water had been discharged to the sanitary sewer since the long-term discharge permit (#IWC-996) was issued in 2014.

2.4 Site Inspection

The interior Site inspection was performed during the first quarter of 2026 on January 11, 2026, and the exterior Site inspection was performed separately on March 13, 2026 due to snow cover at the time of the initial first quarter of 2026 Site visit. The inspections did not reveal any evidence of significant cracking, damage, or disturbance to the Site interior floors, exterior concrete, or exterior cover materials. Observations are summarized on the Annual Site Inspection Form included in Appendix D.

According to CFSNA, and in agreement with observations during the Annual Site Inspection, no intrusive work that disturbed the building floor slab or the exterior Site cover was undertaken during the current reporting period.

During the fourth quarter of 2025 Site visit on December 3, 2025, DePaul staff notified Stantec that a contractor had discharged an unknown amount of water into monitoring well B108-MW (located in the electrical room) from dehumidifiers. This action was related to water damage from the third-floor fire on November 12, 2025. Stantec informed DePaul that discharge into monitoring wells is prohibited. The B108-MW well cover was observed to be missing on December 3, 2025; however, the well cover was observed to be reinstalled during the first quarter of 2026 Site visit on January 12, 2026. Stantec recommends that monitoring well B108-MW be redeveloped prior to the next groundwater sampling event scheduled for the third quarter of 2026.

2.5 Compliance

Compliance with the SMP was maintained throughout the reporting period.

2.6 Recommendations

Groundwater Monitoring: No additional actions are recommended at this time other than continued groundwater sampling in a portion of the monitoring well network as residual CVOC presence is naturally attenuated. Based on results from the September 2025 annual sampling event and comments from NYSDEC on the 2024 PRR, Stantec recommends that groundwater sampling be continued at an annual frequency. The next groundwater monitoring event (third quarter of 2026) will include sampling at RW-2, RW-5R, RW-6, and B108-MW as well as gauging of the monitoring well network (excluding RW-12).

Well Abandonment of RW-12: Given the observed damage, and since RW-12 is no longer a sampled well, Stantec recommends that RW-12 be formally removed from the monitoring well network and abandoned in accordance with CP-43.

Redevelopment of B108-MW: It is recommended that monitoring well B108-MW be redeveloped in response to the unknown amount and type of water that was discharged into this monitoring well on



2026 Periodic Review Report
Former Carriage Factory NYSDEC Site #C828184
Effectiveness of the Remedial Program

November 12, 2025. Stantec recommends that these redevelopment activities occur prior to the next groundwater sampling event scheduled for the third quarter of 2026.

SSDS Monitoring: It is recommended that VMP measurements continue to be performed at a quarterly frequency. Coordination between CFSNA staff and Stantec will continue to document effective implementation of the SMP. Monthly fan readings by CFSNA are recommended to continue.

Reporting: It is recommended that the current annual PRR frequency be continued, with the next PRR to be issued in April 2027.



3 Remedy Performance, Effectiveness, and Protectiveness

Based on the data obtained and observations made, the ECs appear to be performing correctly, and the ECs and ICs have been effective at maintaining conditions protective of human health and the environment for the continued *Restricted Residential* use of the Site. Furthermore, based on the SSDS monitoring events and related observations that took place during this reporting period, it appears that the SSDS continues to maintain sufficient vacuum influence beneath the building.

In accordance with the methodology and schedules provided in the SMP, the 2025 PRR, and the NYSDEC-approved groundwater sampling frequency, the following recommendations for future monitoring activities are proposed:

- Continued annual sampling at two on-Site wells (RW-2 and B108-MW) and two off-Site wells (RW-5R and RW-6);
- Continued annual well gauging of the monitoring well network (excluding RW-12);
- Monthly SSDS operation monitoring and quarterly vacuum measurement of the VMPs; and
- Quarterly sampling and analysis of the elevator sump. (Note that any well purging/sampling-related groundwater discharge to the sewer will also be done in accordance with the MCDES permit conditions.)



4 Compliance with IC/EC Requirements and the OM&M Plan

During the reporting period, compliance with required ICs, ECs, and the Operations, Monitoring, and Maintenance Plan (OM&M) has been maintained.

- Use of the Site has been limited to *Restricted Residential* uses.
- The SSDS operated continuously and achieved adequate sub-slab depressurization.
- The elevator sump pump continued to operate during the reporting period and pumped water to a sanitary sewer for treatment at an approved POTW.
- No groundwater use has occurred at the Site.
- Deed Restrictions are in place to restrict land use to *Restricted Residential, Commercial, and Industrial* uses, restrict the use of groundwater, and prevent future exposure to any contaminants of concern remaining at the Site.

IC/EC forms certifying to the NYSDEC the continued presence and effectiveness of the controls described above are presented in Appendix A.

Monthly SSDS monitoring has been performed by CFSNA employees, including:

- Documenting normal system operating conditions and making observations of any abnormalities, visual, olfactory, or auditory, with respect to the system; and
- Recording of vacuum levels at fan manometers on the system control panel.



5 Overall Conclusions and Recommendations

Overall, the ECs and ICs have been effective at maintaining conditions protective of human health and the environment for the continued *Restricted Residential* use of the Site. During the reporting period, compliance with required ECs and ICs, including the SMP, has been maintained.

Based on the results from the annual groundwater sampling event, no additional actions are recommended at this time other than continued annual groundwater sampling in a portion of the monitoring well network (RW-2, RW-5R, RW-6, and B108-MW) and annual gauging of the monitoring well network (excluding RW-12). Groundwater monitoring is recommended to continue in accordance with the methodology outlined in the SMP.

Given the observed damage at RW-12, and since it is no longer a sampled well, Stantec recommends that RW-12 be formally removed from the monitoring well network and abandoned in accordance with CP-43.

It is recommended that monitoring well B108-MW be redeveloped in response to the unknown amount and type of water that was discharged into this monitoring well on November 12, 2025. Stantec recommends that these redevelopment activities occur prior to the next groundwater sampling event scheduled for the third quarter of 2026.

The elevator sump will continue to be sampled on a quarterly basis as required by the MCDES permit.

It is recommended that monitoring of sub-slab vacuum levels at the six VMPs continue at a quarterly frequency. CFSNA employees will continue their monthly monitoring of the fan manometers and SSDS system operating conditions and submit these data to Stantec for review.

Annual PRRs have been prepared and issued for the Site since 2016. It is recommended that the current annual PRR frequency be continued.



TABLES



Table 1
Monthly Monitoring of the Sub-Slab Depressurization System
Former Carriage Factory
33 Litchfield Street, Rochester, NY

Date	Operator	Vacuum (Inches of Water Column)			Pilot Light ON (Y or N) ¹			Additional Notes (Abnormal conditions such as hot fan housings, vibrations, unusual noises, etc)
		FAN-1 (west)	FAN-2 (center)	FAN-3 (east)	FAN-1 (west)	FAN-2 (center)	FAN-3 (east)	
03/04/25	DePaul	2.3	2.3	2.1	Y	Y	Y	
04/02/25	DePaul	2.4	2.3	2.0	Y	Y	Y	
05/02/25	DePaul	2.1	2.3	2.0	Y	Y	Y	
05/15/25	Stantec	2.1	2.2	2.0	Y	Y	Y	
06/02/25	DePaul	2.2	2.3	2.0	Y	Y	Y	
07/01/25	DePaul	2.1	2.2	2.0	Y	Y	Y	
08/01/25	DePaul	2.1	2.2	2.0	Y	Y	Y	
09/03/25	DePaul	2.1	2.3	2.1	Y	Y	Y	
09/23/25	Stantec	2.1	2.2	2.0	Y	Y	Y	
10/02/25	DePaul	2.1	2.2	2.1	Y	Y	Y	
11/01/25	DePaul	2.2	2.3	2.1	Y	Y	Y	
12/02/25	DePaul	2.3	2.4	2.1	Y	Y	Y	
12/03/25	Stantec	2.3	2.4	2.1	Y	Y	Y	
01/02/26	DePaul	2.3	2.4	2.1	Y	Y	Y	
01/12/26	Stantec	2.3	2.4	2.1	Y	Y	Y	
02/02/26	DePaul	2.3	2.4	2.0	Y	Y	Y	
03/03/26	DePaul	2.2	2.3	2.1	Y	Y	Y	
03/13/26	Stantec	2.2	2.4	2.0	Y	Y	Y	

Notes:

1. If one or more pilot lights are OFF, contact Stantec immediately at 585-413-5327.

Table 2
Summary of Groundwater Elevations
Former Carriage Factory
33 Litchfield Street, Rochester, NY

Well Designation	Top of Casing Elevation ¹	Date of Gauging Event														
		3/27/14	5/28/2014	7/2/2014	8/7/2014	10/29/2014	2/4/2015	5/4/2015	8/12/2015	2/1/2016	5/3/2016	8/9/2016	2/14/2017	8/14/2017	2/1/2018	8/9/2018
RW-1	519.23	513.03	513.21	512.60	510.69	512.51	512.50	513.12	512.98	513.15	512.18	511.62	513.03	512.56	513.23	512.24
RW-2	516.46	513.08	513.01	512.74	512.96	512.43	512.57	512.98	512.81	513.02	513.01	511.73	513.03	512.24	512.91	511.26
RW-3	516.47	513.34	513.37	512.97	513.73	512.74	512.83	513.40	512.99	513.35	513.55	510.91	513.34	512.72	513.52	512.12
RW-4	519.18	510.22	510.45	512.50	513.03	513.43	513.60	514.85	514.73	514.83	515.89	511.48	515.95	514.43	515.78	513.53
RW-5R ²	516.16															
RW-6	518.87	512.64	512.74	512.13	515.87	511.87	512.06	511.52	512.38	512.30	512.49	510.15	512.74	511.67	512.77	511.27
RW-7	519.58	512.98	512.91	512.13	514.34	511.85	512.14	512.90	512.40	512.69	512.74	509.73	512.98	511.08	512.93	nr
RW-9	524.09	513.84	513.66	512.77	519.04	512.36	512.69	513.85	513.04	514.07	513.59	510.88	514.44	512.76	514.54	511.89
RW-11 ⁵	520.78	ng	ng	ng	ng	ng	ng	ng	ng	ng	ng	ng	ng	ng	ng	ng
RW-12	517.14	508.65	510.79	510.15	510.90	510.42	510.75	511.21	510.73	510.65	510.64	508.14	511.54	510.92	510.59	nr
B101-MW ⁵	521.65	ng	ng	ng	ng	ng	ng	ng	ng	ng	ng	ng	ng	ng	ng	ng
B102-MW	518.51	507.60	510.00	509.01	509.97	512.25	512.54	513.61	513.15	513.75	514.10	510.67	514.39	512.53	514.46	511.88
B106-MW	516.97	513.22	512.91	512.28	513.47	512.62	512.74	513.45	512.69	513.79	513.92	510.80	513.97	512.07	513.67	510.87
B108-MW	516.43	513.66	513.53	512.67	513.69	512.50	508.92	513.88	513.19	514.12	514.08	510.98	514.34	512.80	514.43	511.93

Abbreviations:

ng = not gauged
nr = not recorded

Notes:

1. Except for RW-5R, which was surveyed after it was completed in 2024 (see Note 2), top of casing elevations derived from the most recent survey data (2015); top of casing elevations reported in PRRs issued prior to 2024 were derived from the Remedial Investigation Report, which was issued prior to well surface finishes and final survey.
2. Monitoring well RW-5 was found to be damaged during the annual groundwater sampling event in September 2023. Replacement well RW-5R was installed and sampled in 2024.
3. Monitoring well RW-12 was inaccessible during the annual groundwater sampling event in September 2023 and was therefore not gauged.
4. Monitoring well RW-12 was not able to be located during the annual groundwater sampling event in September 2024 and was therefore not gauged.
5. Monitoring wells RW-11 and B101MW were not included in sitewide gauging prior to 2023.

Table 2
Summary of Groundwater Elevations
Former Carriage Factory
33 Litchfield Street, Rochester, NY

Well Designation	Top of Casing Elevation ¹	Date of Gauging Event						
		6/11/2019	8/19/2020	9/21/2021	9/13/2022	9/12/2023	9/5/2024	9/23/2025
RW-1	519.23	512.88	512.11	512.13	nr	512.41	512.02	511.36
RW-2	516.46	512.71	511.67	511.94	511.37	512.11	511.07	510.20
RW-3	516.47	513.16	512.37	512.49	nr	nr	511.79	510.95
RW-4	519.18	514.69	514.00	513.26	nr	514.17	512.56	511.46
RW-5R ²	516.16						508.72	508.10
RW-6	518.87	511.67	511.42	511.62	510.78	511.14	510.47	509.90
RW-7	519.58	511.30	511.12	511.64	nr	511.30	510.56	509.87
RW-9	524.09	513.30	512.02	512.35	nr	512.60	511.38	510.27
RW-11 ⁵	520.78	ng	ng	ng	ng	512.84	511.78	510.95
RW-12	517.14	510.71	nr	nr	nr	ng ³	ng ⁴	507.89
B101-MW ⁵	521.65	ng	ng	ng	ng	508.44	507.56	507.03
B102-MW	518.51	513.30	511.95	512.10	nr	508.63	511.11	510.20
B106-MW	516.97	512.66	511.45	512.02	nr	512.31	511.04	510.25
B108-MW	516.43	513.48	512.10	512.33	512.01	512.64	511.34	510.25

Abbreviations:

ng = not gauged
nr = not recorded

Notes:

1. Except for RW-5R, which was surveyed after it was completed in 2024 (see Note 2), top of casing elevations derived from the most recent survey data (2015); top of casing elevations reported in PRRs issued prior to 2024 were derived from the Remedial Investigation Report, which was issued prior to well surface finishes and final survey.
2. Monitoring well RW-5 was found to be damaged during the annual groundwater sampling event in September 2023. Replacement well RW-5R was installed and sampled in 2024.
3. Monitoring well RW-12 was inaccessible during the annual groundwater sampling event in September 2023 and was therefore not gauged.
4. Monitoring well RW-12 was not able to be located during the annual groundwater sampling event in September 2024 and was therefore not gauged.
5. Monitoring wells RW-11 and B101MW were not included in sitewide gauging prior to 2023.

Table 3
Summary of Groundwater Field Parameters
Former Carriage Factory
33 Litchfield Street, Rochester, NY

Sample Location		B108-MW											
Purge Date		23-May-13	26-Mar-14	28-May-14	2-Jul-14	8-Aug-14	29-Oct-14	3-Feb-15	5-May-15	12-Aug-15	2-Feb-16	2-May-16	10-Aug-16
Purge Methodology		Low flow	Low flow	Low flow	Low flow	Low flow	Low flow	Low flow	Low flow	Low flow	Low flow	Low flow	Low flow
Purge Method		Peristaltic	Peristaltic	Peristaltic	Peristaltic	Peristaltic	Peristaltic	Peristaltic	Peristaltic	Peristaltic	Peristaltic	Peristaltic	Peristaltic
Sample Date		23-May-13	26-Mar-14	28-May-14	2-Jul-14	8-Aug-14	29-Oct-14	3-Feb-15	5-May-15	12-Aug-15	2-Feb-16	2-May-16	10-Aug-16
Sampling Method		Peristaltic	Peristaltic	Peristaltic	Peristaltic	Peristaltic	Peristaltic	Peristaltic	Peristaltic	Peristaltic	Peristaltic	Peristaltic	Peristaltic
Field Parameters		Units											
Conductivity	mS/cm	0.95	1.06	1.05	1.27	1.22	1.22	1.49	1.04	1.39	1.52	1.36	3.21
Dissolved Oxygen	mg/L	0.13	0.13	0.10	0.18	0.13	0.31	0.00	0.06	0.11	0.11	0.18	0.32
Oxidation Reduction Potential	mV	29.1	137.1	-69.9	-216.0	-293.4	-354.1	-327.4	-241.5	-105.3	-330.3	-266.6	-283.3
pH	S.U.	7.15	7.04	7.21	7.04	7.02	7.08	7.68	7.01	7.10	7.00	7.07	7.67
Temperature	deg C	13.6	10.6	19.5	16.1	15.4	16.0	16.7	16.1	17.6	17.4	17.1	18.2
Turbidity	NTU	0.62	0.28	3.54	0.86	3.78	3.24	1.11	1.56	2.41	1.35	1.49	4.39
Volume Purged	gal	0.5	0.7	1.8	1.1	1.6	1.7	0.7	1.8	0.8	2.7	1.5	1.1

Sample Location		B108-MW											
Purge Date		13-Feb-17	15-Aug-17	2-Feb-18	10-Aug-18	10-Jun-19	20-Aug-20	22-Sep-21	13-Sep-22	12-Sep-23	5-Sep-24	23-Sep-25	
Purge Methodology		Low flow	Low flow	Low flow	Low flow	Low flow	Low flow	Low flow	Low flow	Low flow	Low flow	Low flow	
Purge Method		Peristaltic	Peristaltic	Peristaltic	Peristaltic	Peristaltic	Peristaltic	Peristaltic	Peristaltic	Peristaltic	Peristaltic	Peristaltic	
Sample Date		13-Feb-17	15-Aug-17	2-Feb-18	10-Aug-18	10-Jun-19	20-Aug-20	22-Sep-21	13-Sep-22	13-Sep-22	5-Sep-24	23-Sep-25	
Sampling Method		Peristaltic	Peristaltic	Peristaltic	Peristaltic	Peristaltic	Peristaltic	Peristaltic	Peristaltic	Peristaltic	Peristaltic	Peristaltic	
Field Parameters		Units											
Conductivity	mS/cm	1.26	1.93	0.88	1.48	1.32	1.54	1.73	2.22	1.30	1.60	1.56	
Dissolved Oxygen	mg/L	0.48	0.07	0.25	0.43	0.00	0.05	0.07	0.30	0.27	0.23	0.21	
Oxidation Reduction Potential	mV	-162.9	-104.6	12.6	-117.8	17.6	-41.8	-100.3	128.0	-65.0	36.5	-10.0	
pH	S.U.	7.08	7.13	6.87	7.12	6.87	6.98	7.17	7.07	6.91	7.00	6.95	
Temperature	deg C	18.1	18.5	17.9	18.2	17.6	19.6	19.8	19.4	19.7	18.9	19.5	
Turbidity	NTU	2.94	2.54	2.05	4.87	2.44	5.87	2.57	8.83	4.72	9.03	2.89	
Volume Purged	gal	0.9	1.0	0.6	4.0	1.1	3.0	2.9	1.5	2.0	2.7	2.8	

Sample Location		RW-2											
Purge Date		21-May-13	26-Mar-14	29-May-14	1-Jul-14	8-Aug-14	29-Oct-14	3-Feb-15	5-May-15	12-Aug-15	2-Feb-16	2-May-16	10-Aug-16
Purge Methodology		Low flow	Low flow	Low flow	Low flow	Low flow	Low flow	Low flow	Low flow	Low flow	Low flow	Low flow	Low flow
Purge Method		Peristaltic	Peristaltic	Peristaltic	Peristaltic	Peristaltic	Peristaltic	Peristaltic	Peristaltic	Peristaltic	Peristaltic	Peristaltic	Peristaltic
Sample Date		21-May-13	26-Mar-14	29-May-14	1-Jul-14	8-Aug-14	29-Oct-14	3-Feb-15	5-May-15	12-Aug-15	2-Feb-16	2-May-16	10-Aug-16
Sampling Method		Peristaltic	Peristaltic	Peristaltic	Peristaltic	Peristaltic	Peristaltic	Peristaltic	Peristaltic	Peristaltic	Peristaltic	Peristaltic	Peristaltic
Field Parameters		Units											
Conductivity	mS/cm	0.85	1.08	2.34	1.70	1.68	1.27	1.27	1.03	1.23	1.50	1.03	1.09
Dissolved Oxygen	mg/L	0.28	0.03	0.20	0.11	0.16	0.65	0.11	0.08	0.17	0.20	0.21	0.12
Oxidation Reduction Potential	mV	-30.3	156.8	-171.5	-172.0	-292.5	-286.4	-152.2	-326.1	-111.8	-284.7	-140.9	-237.5
pH	S.U.	7.36	7.11	6.94	7.56	6.93	7.52	7.61	7.09	7.31	7.12	7.05	7.37
Temperature	deg C	12.7	7.2	16.8	16.8	14.9	16.0	15.6	16.2	18.1	16.8	17.2	18.0
Turbidity	NTU	5.23	3.81	7.53	2.34	1.71	3.71	2.92	1.45	6.71	4.97	2.10	5.29
Volume Purged	gal	1.2	0.8	1.4	0.3	1.15	0.6	1.0	1.0	1.0	1.8	0.6	2.3

Sample Location		RW-2											
Purge Date		13-Feb-17	15-Aug-17	2-Feb-18	10-Aug-18	10-Jun-19	20-Aug-20	22-Sep-21	13-Sep-22	12-Sep-23	5-Sep-24	23-Sep-25	
Purge Methodology		Low flow	Low flow	Low flow	Low flow	Low flow	Low flow	Low flow	Volumetric	Volumetric	Volumetric	Low flow	
Purge Method		Peristaltic	Peristaltic	Peristaltic	Peristaltic	Peristaltic	Peristaltic	Peristaltic	Peristaltic	Bailer	Peristaltic	Peristaltic	
Sample Date		13-Feb-17	15-Aug-17	2-Feb-18	10-Aug-18	10-Jun-19	20-Aug-20	22-Sep-21	13-Sep-22	13-Sep-22	5-Sep-24	23-Sep-25	
Sampling Method		Peristaltic	Peristaltic	Peristaltic	Peristaltic	Peristaltic	Peristaltic	Peristaltic	Bailer	Bailer	Peristaltic	Peristaltic	
Field Parameters		Units											
Conductivity	mS/cm	1.19	1.57	0.92	1.25	1.83	1.33	1.26	1.38	1.36	1.22	1.36	
Dissolved Oxygen	mg/L	0.14	0.73	0.36	0.49	4.96	0.31	0.19	3.09	3.86	0.30	0.25	
Oxidation Reduction Potential	mV	-103.7	192.4	-40.1	-114.6	90.7	-21.7	-92.2	82.8	-29.5	-27.8	-53.5	
pH	S.U.	7.04	7.08	6.91	7.30	7.48	7.17	7.31	7.50	7.14	7.02	7.16	
Temperature	deg C	16.5	18.7	17.0	18.3	18.9	19.1	18.9	19.8	19.4	18.6	19.3	
Turbidity	NTU	3.20	6.96	2.62	32.30	0.18	12.00	10.22	36.00	48.60	OVER	OVER	
Volume Purged	gal	1.6	0.8	1.9	1.5	1.5	1.3	1.7	4.9	3.0	3.2	2.1	

Table 3
Summary of Groundwater Field Parameters
Former Carriage Factory
33 Litchfield Street, Rochester, NY

Sample Location		RW-5											
Purge Date		21-May-13	27-Mar-14	29-May-14	2-Jul-14	7-Aug-14	28-Oct-14	3-Feb-15	4-May-15	13-Aug-15	1-Feb-16	3-May-16	10-Aug-16
Purge Methodology		Low flow	Low flow	Low flow	Low flow	Low flow	Low flow	Low flow	Low flow	Low flow	Low flow	Low flow	Low flow
Purge Method		Peristaltic	Peristaltic	Peristaltic	Peristaltic	Peristaltic	Peristaltic	Peristaltic	Peristaltic	Peristaltic	Peristaltic	Peristaltic	Peristaltic
Sample Date		21-May-13	27-Mar-14	29-May-14	2-Jul-14	7-Aug-14	28-Oct-14	3-Feb-15	4-May-15	13-Aug-15	1-Feb-16	3-May-16	10-Aug-16
Sampling Method		Peristaltic	Peristaltic	Peristaltic	Peristaltic	Peristaltic	Peristaltic	Peristaltic	Peristaltic	Peristaltic	Peristaltic	Peristaltic	Peristaltic
Field Parameters		Units											
Conductivity	mS/cm	0.89	1.08	1.40	1.86	1.20	1.01	1.00	1.02	1.08	1.27	1.01	1.98
Dissolved Oxygen	mg/L	0.28	0.00	0.06	0.19	0.08	0.43	0.00	0.39	0.22	0.09	0.57	0.11
Oxidation Reduction Potential	mV	-2.3	74.7	-95.6	-137.8	-170.0	-164.1	-269.2	-230.4	-142.5	-179.1	-169.2	-125.1
pH	S.U.	7.07	7.29	7.27	7.03	7.07	7.23	7.31	7.19	7.10	7.36	7.19	7.07
Temperature	deg C	16.2	5.7	22.8	17.3	19.9	17.5	5.2	11.6	17.1	10.5	10.9	19.4
Turbidity	NTU	2.98	1.22	7.10	1.88	3.89	1.77	3.60	6.21	6.10	6.25	4.88	2.67
Volume Purged	gal	1.1	3.2	0.5	1.2	1.5	0.8	1.4	0.9	2.0	1.8	1.0	2.2

Sample Location		RW-5								RW-5R	
Purge Date		14-Feb-17	14-Aug-17	1-Feb-18	9-Aug-18	11-Jun-19	19-Aug-20	21-Sep-21	13-Sep-22	5-Sep-24	23-Sep-25
Purge Methodology		Low flow	Low flow	Low flow	Low flow	Low flow	Low flow	Low flow	Low flow	Low flow	Low flow
Purge Method		Peristaltic	Peristaltic	Peristaltic	Peristaltic	Peristaltic	Peristaltic	Peristaltic	Peristaltic	Peristaltic	Peristaltic
Sample Date		14-Feb-17	14-Aug-17	1-Feb-18	9-Aug-18	11-Jun-19	19-Aug-20	21-Sep-21	13-Sep-22	5-Sep-24	23-Sep-25
Sampling Method		Peristaltic	Peristaltic	Peristaltic	Peristaltic	Peristaltic	Peristaltic	Peristaltic	Peristaltic	Peristaltic	Peristaltic
Field Parameters		Units									
Conductivity	mS/cm	0.00	1.26	0.91	1.68	1.31	0.70	1.12	2.03	2.06	2.53
Dissolved Oxygen	mg/L	11.07	0.11	0.36	0.94	0.00	0.08	0.09	0.13	0.28	0.43
Oxidation Reduction Potential	mV	-43.6	50.7	-50.6	-131.9	-61.7	-86.4	-173.1	109.4	82.8	237.9
pH	S.U.	7.05	6.90	7.01	6.99	6.87	7.24	7.53	7.36	7.48	7.40
Temperature	deg C	7.3	18.5	9.0	20.0	14.7	20.4	19.9	19.2	19.1	18.5
Turbidity	NTU	10.50	4.01	26.90	8.50	4.08	15.00	11.34	30.70	2.23	1.14
Volume Purged	gal	1.1	1.5	0.6	1.7	0.7	1.2	1.0	0.8	1.8	1.8

Sample Location		RW-6											
Purge Date		20-May-13	27-Mar-14	28-May-14	1-Jul-14	7-Aug-14	28-Oct-14	4-Feb-15	4-May-15	13-Aug-15	1-Feb-16	3-May-16	9-Aug-16
Purge Methodology		Low flow	Low flow	Low flow	Low flow	Low flow	Low flow	Low flow	Low flow	Low flow	Low flow	Low flow	Low flow
Purge Method		Peristaltic	Peristaltic	Peristaltic	Peristaltic	Peristaltic	Peristaltic	Peristaltic	Peristaltic	Peristaltic	Peristaltic	Peristaltic	Peristaltic
Sample Date		20-May-13	27-Mar-14	28-May-14	1-Jul-14	7-Aug-14	28-Oct-14	4-Feb-15	4-May-15	13-Aug-15	1-Feb-16	3-May-16	9-Aug-16
Sampling Method		Peristaltic	Peristaltic	Peristaltic	Peristaltic	Peristaltic	Peristaltic	Peristaltic	Peristaltic	Peristaltic	Peristaltic	Peristaltic	Peristaltic
Field Parameters		Units											
Conductivity	mS/cm	0.93	1.07	1.72	1.34	1.30	1.21	1.08	1.01	1.03	1.94	1.11	1.30
Dissolved Oxygen	mg/L	0.08	0.01	0.07	0.10	0.14	0.42	0.28	0.08	0.20	0.12	0.95	0.32
Oxidation Reduction Potential	mV	-10.6	138.3	-69.0	-136.7	-306.1	-134.8	-304.1	-252.4	-143.6	-117.7	47.2	-59.1
pH	S.U.	7.13	7.33	7.03	6.91	7.00	7.06	7.22	7.14	7.15	6.96	7.10	7.12
Temperature	deg C	19.0	6.1	17.6	21.2	17.2	16.7	6.8	10.4	18.8	9.9	10.2	20.6
Turbidity	NTU	7.08 ^a	5.46	7.48	4.83	4.79	1.03	4.76	4.62	3.01	4.68	6.46	13.90
Volume Purged	gal	1.3	1.1	1.2	0.7	1.0	0.7	1.2	2.0	1.8	1.5	1.0	1.5

Sample Location		RW-6										
Purge Date		14-Feb-17	14-Aug-17	1-Feb-18	9-Aug-18	11-Jun-19	19-Aug-20	21-Sep-21	13-Sep-22	12-Sep-23	5-Sep-24	23-Sep-25
Purge Methodology		Low flow	Low flow	Low flow	Low flow	Low flow	Low flow	Low flow	Low flow	Low flow	Low flow	Low flow
Purge Method		Peristaltic	Peristaltic	Peristaltic	Peristaltic	Peristaltic	Peristaltic	Peristaltic	Peristaltic	Peristaltic	Peristaltic	Peristaltic
Sample Date		14-Feb-17	14-Aug-17	1-Feb-18	9-Aug-18	11-Jun-19	19-Aug-20	21-Sep-21	13-Sep-22	13-Sep-22	5-Sep-24	23-Sep-25
Sampling Method		Peristaltic	Peristaltic	Peristaltic	Peristaltic	Peristaltic	Peristaltic	Peristaltic	Peristaltic	Peristaltic	Peristaltic	Peristaltic
Field Parameters		Units										
Conductivity	mS/cm	1.35	1.18	0.92	1.38	1.32	1.50	1.28	1.43	1.31	1.52	1.65
Dissolved Oxygen	mg/L	1.31	0.18	0.37	1.23	0.11	0.08	0.10	0.22	0.53	0.32	0.49
Oxidation Reduction Potential	mV	-89.6	81.4	-5.6	-65.9	-33.2	-24.8	-150.0	90.7	-59.7	0.2	45.6
pH	S.U.	7.07	7.07	6.95	7.22	6.92	7.01	7.69	7.14	6.80	7.01	7.05
Temperature	deg C	6.9	18.0	8.3	18.2	17.5	19.1	19.9	18.5	18.1	19.3	19.5
Turbidity	NTU	64.80	2.64	5.15	18.00	2.96	4.25	3.71	10.88	3.98	4.84	9.64
Volume Purged	gal	0.6	1.2	1.5	1.5	3.2	1.8	1.5	1.9	1.9	2.2	3.0

See last page for Notes.



Table 3
Summary of Groundwater Field Parameters
Former Carriage Factory
33 Litchfield Street, Rochester, NY

Notes:

deg c degrees Celsius

gal gallons

mg/l milligrams per liter

mS/cm milliSiemens per centimeter

mV millivolts

NTU nephelometric turbidity unit

AU attenuation unit (equivalent to NTU)

S.U. standard units

^a Sample turbidity measured approximately 10 minutes prior to sampling; subsequent measurements (-126 NTU) indicated that the turbidity meter was not functioning.

^b Sample turbidity measured approximately 5 minutes prior to sampling; subsequent measurement (-0.02 NTU) indicated that the turbidity meter was not functioning.

^c Turbidity meter was not functioning; groundwater was clear and did not have an odor.

^d Due to a large drop in water level, RW-4 was purged and sampled by bailer (during the May 2015 event); parameters provided were not measured downhole.

^e Turbidity measured in AU. Water was not becoming sufficiently clearer with purge activities.

^f RW-4 reported data was collected directly prior to sampling after well had recharged following drying during purge; switched from low-flow to volumetric purge due to water level decline.

Table 3
Summary of Groundwater Field Parameters
 Former Carriage Factory
 33 Litchfield Street, Rochester, NY

Parameter Average for All Wells												
Pre - Post Injection Comparison												
Parameter	Mar-14	May-14	Jul-14	Aug-14	Oct-14	Feb-15	May-15	Aug-15	Feb-16	May-16	Aug-16	Feb-17
Conductivity	1.04	1.36	1.60	1.29	1.15	1.21	1.23	1.94	1.89	1.42	2.20	1.46
Dissolved Oxygen	0.55	0.57	0.33	0.34	0.56	0.15	0.40	0.29	0.26	0.68	0.28	1.73
ORP	117.55	-80.19	-173.91	-242.46	-172.97	-237.27	-220.33	-88.15	-212.08	-159.98	-113.81	-107.77
pH	7.17	7.19	7.11	7.07	7.20	7.29	7.09	7.12	7.11	7.12	7.22	7.07
Temperature	6.45	20.04	17.28	16.95	16.03	11.03	13.53	17.93	13.48	13.58	18.05	12.08
Turbidity	3.76	3.46	2.74	2.49	2.64	2.17	2.77	4.14	104.13	5.38	8.89	12.02
Volume Purged	1.15	1.48	1.20	1.32	1.19	1.31	2.07	1.24	1.93	1.07	1.57	0.95

Baseline Month 1 Post Injection Month 2 Post Injection Month 3 Post Injection Month 6 Post Injection Month 9 Post Injection Month 12 Post Injection Month 15 Post Injection Month 3 Post Supplemental Injection Month 6 Post Supplemental Injection Month 9 Post Supplemental Injection Month 15 Post Supplemental Injection

Parameter Average for All Wells										
Pre - Post Injection Comparison										
Parameter	Aug-17	Feb-18	Aug-18	Jun-19	Aug-20	Sep-21	Sep-22	Sep-23	Sep-24	Sep-25
Conductivity	1.86	1.01	1.97	1.48	1.99	2.19	1.77	1.32	1.60	1.78
Dissolved Oxygen	0.34	0.71	0.74	1.44	0.37	0.38	0.94	1.55	0.28	0.35
ORP	25.95	-6.56	-97.61	-13.18	-50.61	-121.04	102.73	-51.40	22.93	55.00
pH	7.02	7.00	7.12	6.98	7.05	7.43	7.27	6.95	7.13	7.14
Temperature	18.13	13.09	17.79	16.81	18.99	19.60	19.23	19.07	18.98	19.20
Turbidity	3.97	5.65	11.28	3.54	7.53	18.34	21.60	19.10	5.37	4.56
Volume Purged	1.30	1.43	2.02	1.80	1.56	1.57	2.26	2.30	2.44	2.40

Month 21 Post Supplemental Injection Month 27 Post Supplemental Injection Annual 2018 Event Annual 2019 Event Annual 2020 Event Annual 2021 Event Annual 2022 Event Annual 2023 Event Annual 2024 Event Annual 2025 Event

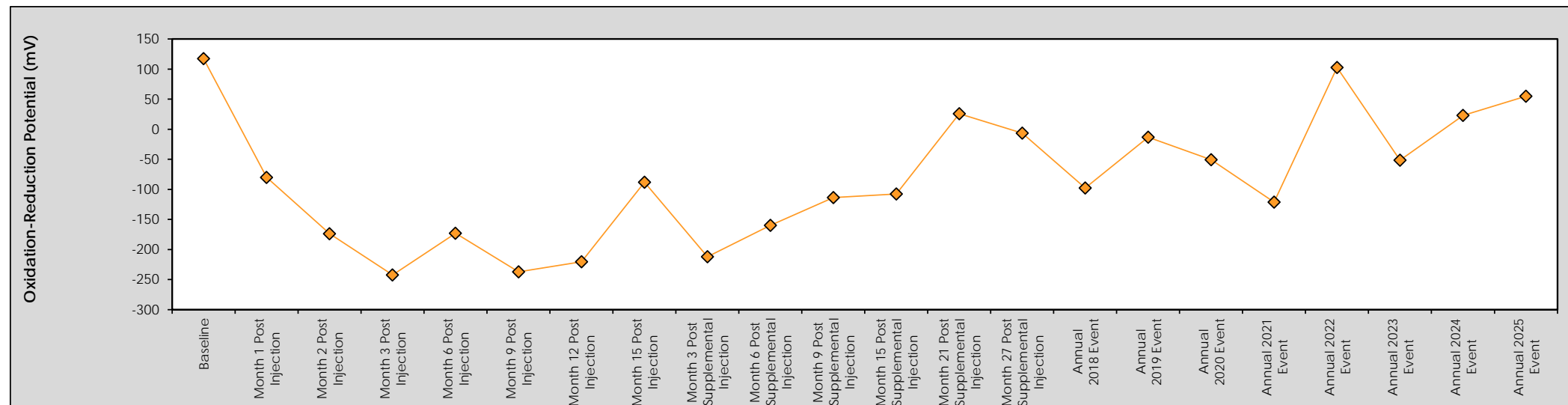


Table 4
Summary of Analytical Results in Groundwater - Sampled Wells
 Former Carriage Factory
 33 Litchfield Street, Rochester, New York

Area Sample Location Sample Date Sample ID Sampling Company Laboratory Laboratory Work Order Laboratory Sample ID Sample Type	Units	TOGS	Off-Site Locations											Off-Site Locations															
			RW-5R			RW-6											RW-6												
			5-Sep-24 LI-RW5R- ANNUAL2024	5-Sep-24 LI-FD- ANNUAL2024	23-Sep-25 LI-RW5R- Annual2025	25-Apr-12 RW-6	4-May-12 RW-6	20-May-13 LI-RW-6-GW1	27-Mar-14 LI-RW-6	28-May-14 LI-RW-6-P11	1-Jul-14 LI-RW-6-P12	7-Aug-14 LI-RW-6-P13	7-Aug-14 LI-FD-P13	28-Oct-14 LI-RW6-P16	4-Feb-15 LI-RW-6-P19	4-May-15 LI-RW-6-P112	13-Aug-15 LI-RW-6-P115	1-Feb-16 LI-RW-6-PS3	3-May-16 LI-RW-6-PS6	9-Aug-16 LI-RW-6-PS9	14-Feb-17 LI-RW-6-PS15	14-Aug-17 LI-RW-6-PS21	1-Feb-18 LI-RW-6-PS22	9-Aug-18 LI-RW6-PS23	11-Jun-19 LI-RW6-PS41	19-Aug-20 LI-RW6-PS42	21-Sep-21 LI-RW6-Annual 2021		
STANTEC ERF 480-223156-1 480-223156-3	STANTEC ERF 480-223156-1 480-2232878-6	STANTEC ERF 480-2232878-6	DECI PARAROCH 12:1770	DECI PARAROCH 12:1927-01	CCGE E2301-01	STANTEC PARAROCH 141138-06	STANTEC PARAROCH 142196	STANTEC PARAROCH 14138-06	STANTEC PARAROCH 142794-03	STANTEC PARAROCH 143439-06	STANTEC PARAROCH 143439	STANTEC PARAROCH 144730	STANTEC PARAROCH 150382-09	STANTEC PARAROCH 151696-06	STANTEC PARAROCH 153411-10	STANTEC PARAROCH 160464-02	STANTEC PARAROCH 161713-06	STANTEC PARAROCH 163436-06	STANTEC PARAROCH 170564-06	STANTEC PARAROCH 173804-06	STANTEC PARAROCH 180400-06	STANTEC PARAROCH 183674-01	STANTEC PARAROCH 192608-06	STANTEC PARAROCH 203943-06	STANTEC PARAROCH 214297-05				
General Chemistry	µg/L	n/v	-	-	-	-	3,400	360,000	96,600	99,700	102,000	62,900	14,000	3,000	2,800 J-	120,000	3,410	2,090	2,090	-	-	-	-	-	-	-			
Total Organic Carbon	µg/L	n/v	-	-	-	-	-	-	-	-	-	-	-	-	-	-	-	-	-	-	-	-	-	-	-				
Total Organic Carbon	mg/L	n/v	4.5	3.9	4.3	-	-	-	-	-	-	-	-	-	-	-	-	-	-	-	2.82	1.98	1.53	-	2.88	3.5			
Volatiles Organic Compounds																													
Acetone	µg/L	50 ^A	10 U	40 U	20 U	10.0 UJ	100 UJ	4.2 J	200 U	200 U	10.0 U	500 U	500 U	500 U	50.0 UJ	50.0 U	50.0 UJ	100 U	100 U	100 U	20.0 UJ	10.0 UJ	10.0 U	10.0 U	10.0 U	10.0 UJ	10.0 U		
Benzene	µg/L	1 ^B	4.1 ^B	4.0 ^B	2.4 ^B	0.700 UJ	7.00 U	5 U	20 U	20 U	1 U	50 U	50 U	50 U	5 U	5 U	5.00 UJ	10.0 U	10.0 U	10.0 U	2.00 UJ	1.00 UJ	1.00 U	1.00 UJ	1.00 U	1.00 U			
Bromodichloromethane	µg/L	50 ^A	1.0 U	4.0 U	2.0 U	2.00 UJ	20.0 U	5 U	40.0 U	40.0 U	2.00 U	100 U	100 U	100 U	10.0 U	10.0 U	10.0 UJ	20.0 U	20.0 U	20.0 U	4.00 U	2.00 UJ	2.00 U	2.00 UJ	2.00 U	2.00 U			
Bromoform (Tribromomethane)	µg/L	50 ^A	1.0 U	4.0 U	2.0 U	5.00 UJ	50.0 U	5 U	100 U	100 U	5.00 U	250 UJ	250 UJ	250 U	25.0 U	25.0 U	25.0 UJ	50.0 U	50.0 U	50.0 U	10.0 U	5.00 UJ	5.00 U	5.00 UJ	5.00 U	5.00 U			
Bromomethane (Methyl bromide)	µg/L	5 ^{-B}	1.0 U	4.0 U	2.0 U	2.00 UJ	20.0 U	5 U	40.0 U	40.0 U	2.00 U	100 U	100 U	100 U	10.0 U	10.0 U	10.0 UJ	20.0 U	20.0 UJ	20.0 U	4.00 U	2.00 UJ	2.00 U	2.00 UJ	2.00 U	2.00 U			
Butylbenzene, n-	µg/L	5 ^{-B}	-	-	-	-	-	-	-	-	-	-	-	-	-	-	-	-	-	-	-	-	-	-	-	-			
Butylbenzene, sec- (2-Phenylbutane)	µg/L	5 ^{-B}	-	-	-	-	-	-	-	-	-	-	-	-	-	-	-	-	-	-	-	-	-	-	-	-			
Butylbenzene, tert-	µg/L	5 ^{-B}	-	-	-	-	-	-	-	-	-	-	-	-	-	-	-	-	-	-	-	-	-	-	-	-			
Carbon Disulfide	µg/L	60 ^A	1.0 U	4.0 U	2.0 U	2.00 UJ	20.0 U	5 U	40.0 U	40.0 U	2.00 U	100 U	100 U	100 U	10.0 U	10.0 U	10.0 UJ	20.0 U	20.0 U	20.0 U	4.00 U	2.00 UJ	2.00 U	2.00 UJ	2.00 U	2.00 U			
Carbon Tetrachloride (Tetrachloromethane)	µg/L	5 ^B	1.0 U	4.0 U	2.0 U	2.00 UJ	20.0 U	5 U	40.0 U	40.0 U	2.00 U	100 U	100 U	100 U	10.0 U	10.0 U	10.0 UJ	20.0 U	20.0 U	20.0 U	4.00 U	2.00 UJ	2.00 U	2.00 UJ	2.00 U	2.00 U			
Chlorobenzene (Monochlorobenzene)	µg/L	5 ^{-B}	1.0 U	4.0 U	2.0 U	2.00 UJ	20.0 U	5 U	40.0 U	40.0 U	2.00 U	100 U	100 U	100 U	10.0 U	10.0 U	10.0 UJ	20.0 U	20.0 U	20.0 U	4.00 U	2.00 UJ	2.00 U	2.00 UJ	2.00 U	2.00 U			
Chlorobromomethane	µg/L	5 ^{-B}	-	-	-	-	-	-	-	-	-	-	-	-	-	-	-	-	-	-	-	-	-	-	-	-			
Chloroethane (Ethyl Chloride)	µg/L	5 ^{-B}	1.0 U	4.0 U	2.0 U	2.00 UJ	20.0 U	5 U	40.0 U	40.0 U	2.00 U	100 U	100 U	100 U	10.0 U	10.0 U	10.0 UJ	20.0 U	20.0 U	20.0 U	4.00 U	2.00 UJ	2.00 U	2.00 UJ	2.00 U	2.00 U			
Chloroethyl Vinyl Ether, 2-	µg/L	n/v	-	-	-	10.0 U R	100 U R	-	-	-	-	-	-	-	-	-	-	-	-	-	-	-	-	-	-	-			
Chloroform (Trichloromethane)	µg/L	7 ^B	1.0 U	4.0 U	2.0 U	2.00 UJ	20.0 U	5 U	40.0 U	40.0 U	2.00 U	100 U	100 U	100 U	10.0 U	10.0 U	10.0 UJ	20.0 U	20.0 U	20.0 U	4.00 U	2.00 UJ	2.00 U	2.00 UJ	2.00 U	2.00 U			
Chloromethane	µg/L	5 ^{-B}	1.0 U	4.0 U	2.0 U	2.00 UJ	20.0 U	5 U	40.0 U	40.0 U	2.00 U	100 U	100 U	100 U	10.0 U	10.0 U	10.0 UJ	20.0 U	20.0 U	20.0 U	4.00 U	2.00 UJ	2.00 U	2.00 UJ	2.00 U	2.00 U			
Cyclohexane	µg/L	n/v	1.0 U	4.0 U	2.0 U	2.00 UJ	20.0 U	-	-	-	10.0 U	500 U	500 U	500 U	50.0 U	50.0 U	50.0 UJ	100 U	100 U	100 U	4.00 U	2.00 UJ	2.00 U	2.00 UJ	2.00 U	2.00 U			
Dibromo-3-Chloropropane, 1,2- (DBCP)	µg/L	0.04 ^B	1.0 U	4.0 U	2.0 U	2.00 UJ	20.0 U	5 U	40.0 U	40.0 U	2.00 U	100 U	100 U	100 U	10.0 U	10.0 U	10.0 UJ	20.0 U	20.0 U	20.0 U	4.00 U	2.00 UJ	2.00 U	2.00 UJ	2.00 U	2.00 U			
Dibromochloromethane	µg/L	50 ^A	1.0 U	4.0 U	2.0 U	2.00 UJ	20.0 U	5 U	40.0 U	40.0 U	2.00 U	100 U	100 U	100 U	10.0 U	10.0 U	10.0 UJ	20.0 U	20.0 U	20.0 U	4.00 U	2.00 UJ	2.00 U	2.00 UJ	2.00 U	2.00 U			
Dichlorobenzene, 1,2-	µg/L	3 ^B	1.0 U	4.0 U	2.0 U	2.00 UJ	20.0 U	5 U	40.0 U	40.0 U	2.00 U	100 U	100 U	100 U	10.0 U	10.0 U	10.0 UJ	20.0 U	20.0 U	20.0 U	4.00 U	2.00 UJ	2.00 U	2.00 UJ	2.00 U	2.00 U			
Dichlorobenzene, 1,3-	µg/L	3 ^B	1.0 U	4.0 U	2.0 U	2.00 UJ	20.0 U	5 U	40.0 U	40.0 U	2.00 U	100 U	100 U	100 U	10.0 U	10.0 U	10.0 UJ	20.0 U	20.0 U	20.0 U	4.00 U	2.00 UJ	2.00 U	2.00 UJ	2.00 U	2.00 U			
Dichlorobenzene, 1,4-	µg/L	3 ^B	1.0 U	4.0 U	2.0 U	2.00 UJ	20.0 U	5 U	40.0 U	40.0 U	2.00 U	100 U	100 U	100 U	10.0 U	10.0 U	10.0 UJ	20.0 U	20.0 U	20.0 U	4.00 U	2.00 UJ	2.00 U	2.00 UJ	2.00 U	2.00 U			
Dichlorodifluoromethane (Freon 12)	µg/L	5 ^{-B}	1.0 U	4.0 U	2.0 U	2.00 UJ	20.0 U	5 U	40.0 U	40.0 U	2.00 U	100 U	100 U	100 U	10.0 U	10.0 U	10.0 UJ	20.0 U	20.0 U	20.0 U	4.00 U	2.00 UJ	2.00 U	2.00 UJ	2.00 U	2.00 U			
Dichloroethane, 1,1-	µg/L	5 ^{-B}	1.0 U	4.0 U	2.0 U	2.00 UJ	20.0 U	5 U	40.0 U	40.0 U	2.00 U	100 U	100 U	100 U	10.0 U	10.0 U	10.0 UJ	20.0 U	20.0 U	20.0 U	4.00 U	2.00 UJ	2.00 U	2.00 UJ	2.00 U	2.00 U			
Dichloroethane, 1,2-	µg/L	0.6 ^B	1.0 U	4.0 U	2.0 U	2.00 UJ	20.0 U	5 U	40.0 U	40.0 U	2.00 U	100 U	100 U	100 U	10.0 U	10.0 U	10.0 UJ	20.0 U	20.0 U	20.0 U	4.00 U	2.00 UJ	2.00 U	2.00 UJ	2.00 U	2.00 U			
Dichloroethane, 1,1-	µg/L	5 ^{-B}	1.0 U	4.0 U	2.0 U	2.00 UJ	20.0 U	5 U	40.0 U	40.0 U	2.00 U	100 U	100 U	100 U	10.0 U	10.0 U	10.0 UJ	20.0 U	20.0 U	20.0 U	4.00 U	2.00 UJ	2.00 U	2.00 UJ	2.00 U	2.00 U			
Dichloroethane, cis-1,2-	µg/L	5 ^{-B}	170 ^B	170 ^B	110 ^B	59.8 J ^B	63.1 ^B	47.3 ^B	81.9 ^B	670 ^B	86.7 ^B	3,980 ^B	4,070 ^B	2,730 ^B	687 ^B	373 ^B	164 J ^B	1,520 ^B	1,910 ^B	344 ^B	277 ^B	11.5 J ^B	11.3 ^B	50.1 ^B	35.9 ^B	170 J ^B	45.1 J ^B		
Dichloroethane, trans-1,2-	µg/L	5 ^{-B}	3.0	4.0 U	2.0 U	2.00 UJ	20.0 U	1.1 J	40.0 U	76.1 ^B	3.31	76.6 J ^B	77.6 J ^B	100 U	6.64 J ^B	6.18 J ^B	10.0 UJ	11.5 J ^B	18.0 J ^B	20.0 U	4.00 U	2.00 UJ	2.00 U	2.00 U	2.00 U	1.00 J-	2.00 U		
Dichloroethene-1,2- (sum)	µg/L	n/v	-	-	-	-	-	-	-	-	-	-	-	-	-	-	-	-	-	-	-	-	-	-	-	-			
Dichloropropane, 1,2-	µg/L	1.0 U	4.0 U	2.0 U	2.00 UJ	20.0 U	5 U	40.0 U	40.0 U	2.00 U	100 U	100 U	100 U	10.0 U	10.0 U	10.0 UJ	20.0 U	20.0 U	20.0 U	4.00 U	2.00 UJ	2.00 U	2.00 UJ	2.00 U	2.00 U	2.00 U			
Dichloropropene, 1,3- (sum of isomers cis + trans)	µg/L	0.4 ^B	-	-	-	-	-	-	-	-	-	-	-	-	-	-	-	-	-	-	-	-	-	-	-	-			
Dichloropropene, cis-1,3-	µg/L	0.4 ^B	1.0 U	4.0 U	1.0 U	2.00 UJ	20.0 U	5 U	40.0 U	40.0 U	2.00 U	100 U	100 U	100 U	10.0 U	10.0 U	10.0 UJ	20.0 U	20.0 U	20.0 U	4.00 U	2.00 UJ	2.00 U	2.00 UJ	2.00 U	2.00 U			
Dichloropropene, trans-1,3-	µg/L	0.4 ^B	1.0 U	4.0 U	1.0 U	2.00 UJ	20.0 U	5 U	40.0 U	40.0 U	2.00 U	100 U	100 U	100 U	10.0 U	10.0 U	10.0 UJ	20.0 U	20.0 U	20.0 U	4.00 U	2.00 UJ	2.00 U	2.00 UJ	2.00 U	2.00 U			
Dioxane, 1,4-	µg/L	n/v	-	-	-	100 U R	400 U R	400 U R	400 U R	20.0 U R	1,000 U R	1,000 U R	1,000 U R	100 U	100 UJ	100 U R	100 U R	200 U R	200 U R	200 U R	40.0 U R	20.0 U R	20.0 U R	20.0 U R	20.0 U R	10.0 U R			
Ethylbenzene	µg/L	5 ^{-B}	1.0 U	4.0 U	2.0 U	2.00 UJ	20.0 U	5 U	40.0 U	40.0 U	2.00 U	100 U	100 U	100 U	10.0 U	10.0 U	10.0 UJ	20.0 U	20.0 U	20.0 U	4.00 U	2.00 UJ	2.00 U	2.00 UJ	2.00 U	2.00 U			
Ethylene Dibromide (Dibromoethane, 1,2-)	µg/L	0.0006 ^B	1.0 U	4.0 U	2.0 U	-	-	5 U	40.0 U	40.0 U	2.00 U	100 U	100 U	100 U	10.0 U	10.0 U	10.0 UJ	20.0 U	20.0 U	20.0 U	4.00 U	2.00 UJ	2.00 U	2.00					

Table 4
Summary of Analytical Results in Groundwater - Sampled Wells
Former Carriage Factory
33 Litchfield Street, Rochester, New York

Area Sample Location Sample Date Sample ID Sampling Company Laboratory Laboratory Work Order Laboratory Sample ID Sample Type	Units	TOGS	QA/QC					
			Trip Blank					
			4-Aug-20	13-Sep-21	6-Sep-22	6-Sep-23	3-Sep-24	16-Sep-25
		Trip Blank T996	Trip Blank T1066	TRIP BLANK	Trip Blank T1161	TRIP BLANK	TRIP BLANK	
		STANTEC PARAROCH 203943 203943-12	STANTEC PARAROCH 214297 214297-10	STANTEC ALPHA L2250169 L2250169-05	STANTEC PARAROCH 234187 234187-04	STANTEC ERF 480-223156-1 480-223156-6	STANTEC ERF 480-232878-1 480-232878-1	
		Trip Blank	Trip Blank	Trip Blank	Trip Blank	Trip Blank	Trip Blank	
General Chemistry								
Total Organic Carbon	µg/L	n/v	-	-	-	-	-	-
Total Organic Carbon	mg/L	n/v	-	-	-	-	-	-
Volatile Organic Compounds								
Acetone	µg/L	50 ^A	10.0 UJ	10.0 UJ	5.8	5.00	10 U	10 U
Benzene	µg/L	1 ^B	1.00 UJ	1.00 UJ	0.50 U	0.5 U	1.0 U	1.0 U
Bromodichloromethane	µg/L	50 ^A	2.00 UJ	2.00 UJ	0.50 U	0.5 U	1.0 U	1.0 U
Bromoform (Tribromomethane)	µg/L	50 ^A	5.00 UJ	5.00 UJ	2.0 U	2 U	1.0 U	1.0 U
Bromomethane (Methyl bromide)	µg/L	5 ^{-B}	2.00 UJ	2.00 UJ	2.5 U	2.5 U	1.0 U	1.0 U
Butylbenzene, n-	µg/L	5 ^{-B}	-	-	2.5 U	2.5 U	-	-
Butylbenzene, sec- (2-Phenylbutane)	µg/L	5 ^{-B}	-	-	2.5 U	2.5 U	-	-
Butylbenzene, tert-	µg/L	5 ^{-B}	-	-	2.5 U	2.5 U	-	-
Carbon Disulfide	µg/L	60 ^A	2.00 UJ	2.00 UJ	5.0 U	5 U	1.0 U	1.0 U
Carbon Tetrachloride (Tetrachloromethane)	µg/L	5 ^B	2.00 UJ	2.00 UJ	0.50 U	0.5 U	1.0 U	1.0 U
Chlorobenzene (Monochlorobenzene)	µg/L	5 ^{-B}	2.00 UJ	2.00 UJ	2.5 U	2.5 U	1.0 U	1.0 U
Chlorobromomethane	µg/L	5 ^{-B}	5.00 UJ	5.00 UJ	2.5 U	2.5 U	-	-
Chloroethane (Ethyl Chloride)	µg/L	5 ^{-B}	2.00 UJ	2.00 UJ	2.5 U	2.5 U	1.0 U	1.0 U
Chloroethyl Vinyl Ether, 2-	µg/L	n/v	-	-	-	-	-	-
Chloroform (Trichloromethane)	µg/L	7 ^B	2.00 UJ	2.00 UJ	2.5 U	2.5 U	1.0 U	1.0 U
Chloromethane	µg/L	5 ^{-B}	2.00 UJ	2.00 UJ	2.5 U	1.10 J	1.0 U	1.0 U
Cyclohexane	µg/L	n/v	10.0 UJ	10.0 UJ	10 U	10 U	1.0 U	1.0 U
Dibromo-3-Chloropropane, 1,2- (DBCP)	µg/L	0.04 ^B	10.0 UJ	10.0 UJ	2.5 U	2.5 U	1.0 U	1.0 U
Dibromochloromethane	µg/L	50 ^A	2.00 UJ	2.00 UJ	0.50 U	0.5 U	1.0 U	1.0 U
Dichlorobenzene, 1,2-	µg/L	3 ^B	2.00 UJ	2.00 UJ	2.5 U	2.5 U	1.0 U	1.0 U
Dichlorobenzene, 1,3-	µg/L	3 ^B	2.00 UJ	2.00 UJ	2.5 U	2.5 U	1.0 U	1.0 U
Dichlorobenzene, 1,4-	µg/L	3 ^B	2.00 UJ	2.00 UJ	2.5 U	2.5 U	1.0 U	1.0 U
Dichlorodifluoromethane (Freon 12)	µg/L	5 ^{-B}	2.00 UJ	2.00 UJ	5.0 U	5 U	1.0 U	1.0 U
Dichloroethane, 1,1-	µg/L	5 ^{-B}	2.00 UJ	2.00 UJ	2.5 U	2.5 U	1.0 U	1.0 U
Dichloroethane, 1,2-	µg/L	0.6 ^B	2.00 UJ	2.00 UJ	0.50 U	0.5 U	1.0 U	1.0 U
Dichloroethane, 1,1-	µg/L	5 ^{-B}	2.00 UJ	2.00 UJ	0.50 U	2.5 U	1.0 U	1.0 U
Dichloroethene, cis-1,2-	µg/L	5 ^{-B}	2.00 UJ	2.00 UJ	2.5 U	2.5 U	1.0 U	1.0 U
Dichloroethene, trans-1,2-	µg/L	5 ^{-B}	2.00 UJ	2.00 UJ	2.5 U	2.5 U	1.0 U	1.0 U
Dichloroethene-1,2- (sum)	µg/L	n/v	-	-	2.5 U	-	-	-
Dichloropropane, 1,2-	µg/L	1 ^B	2.00 UJ	2.00 UJ	1.0 U	1 U	1.0 U	1.0 U
Dichloropropene, 1,3- (sum of isomers cis + trans)	µg/L	0.4 ^B	-	-	0.50 U	-	-	-
Dichloropropene, cis-1,3-	µg/L	0.4 ^B	2.00 UJ	2.00 UJ	0.50 U	0.5 U	1.0 U	1.0 U
Dichloropropene, trans-1,3-	µg/L	0.4 ^B	2.00 UJ	2.00 UJ	0.50 U	0.5 U	1.0 U	1.0 U
Dioxane, 1,4-	µg/L	n/v	20.0 U R	10.0 U R	250 U	250 U	-	-
Ethylbenzene	µg/L	5 ^{-B}	2.00 UJ	2.00 UJ	2.5 U	2.5 U	1.0 U	1.0 U
Ethylene Dibromide (Dibromoethane, 1,2-)	µg/L	0.0006 ^B	2.00 UJ	2.00 UJ	2.0 U	2 U	1.0 U	1.0 U
Hexanone, 2- (Methyl Butyl Ketone)	µg/L	50 ^A	5.00 UJ	5.00 UJ	5.0 U	5 U	5.0 U	5.0 U
Isopropylbenzene	µg/L	5 ^{-B}	2.00 UJ	2.00 UJ	2.5 U	2.5 U	1.0 U	1.0 U
Isopropyltoluene, p- (Cymene)	µg/L	5 ^{-B}	-	-	2.5 U	2.5 U	-	-
Methyl Acetate	µg/L	n/v	2.00 UJ	2.00 UJ	2.0 U	2 U	2.5 U	2.5 U
Methyl Ethyl Ketone (MEK) (2-Butanone)	µg/L	50 ^A	10.0 UJ	10.0 UJ	5.0 U	5 U	10 U	10 U
Methyl Isobutyl Ketone (MIBK)	µg/L	n/v	5.00 UJ	5.00 UJ	5.0 U	5 U	5.0 U	5.0 U
Methyl tert-butyl ether (MTBE)	µg/L	10 ^A	2.00 UJ	2.00 UJ	2.5 U	2.5 U	1.0 U	1.0 U
Methylcyclohexane	µg/L	n/v	2.00 UJ	2.00 UJ	10 U	10 U	1.0 U	1.0 U
Methylene Chloride (Dichloromethane)	µg/L	5 ^{-B}	5.00 UJ	5.00 UJ	2.5 U	2.5 U	1.0 U	1.0 U
Naphthalene	µg/L	10 ^B	-	-	2.5 U	-	-	-
Propylbenzene, n-	µg/L	5 ^{-B}	-	-	2.5 U	-	-	-
Styrene	µg/L	5 ^{-B}	5.00 UJ	5.00 UJ	2.5 U	2.5 U	1.0 U	1.0 U
Tetrachloroethane, 1,1,2,2-	µg/L	5 ^{-B}	2.00 UJ	2.00 UJ	0.50 U	0.5 U	1.0 U	1.0 U
Tetrachloroethene (PCE)	µg/L	5 ^{-B}	2.00 UJ	2.00 UJ	0.50 U	0.5 U	1.0 U	1.0 U
Toluene	µg/L	5 ^{-B}	2.00 UJ	2.00 UJ	2.5 U	2.5 U	1.0 U	1.0 U
Trichlorobenzene, 1,2,3-	µg/L	5 ^{-B}	5.00 UJ	5.00 UJ	2.5 U	2.5 U	-	-
Trichlorobenzene, 1,2,4-	µg/L	5 ^{-B}	5.00 UJ	5.00 UJ	2.5 U	2.5 U	1.0 U	1.0 U
Trichloroethane, 1,1,1-	µg/L	5 ^{-B}	2.00 UJ	2.00 UJ	2.5 U	2.5 U	1.0 U	1.0 U
Trichloroethane, 1,1,2-	µg/L	1 ^B	2.00 UJ	2.00 UJ	1.5 U	1.5 U	1.0 U	1.0 U
Trichloroethene (TCE)	µg/L	5 ^{-B}	2.00 UJ	2.00 UJ	0.50 U	0.5 U	1.0 U	1.0 U
Trichlorofluoromethane (Freon 11)	µg/L	5 ^{-B}	2.00 UJ	2.00 UJ	2.5 U	2.5 U	1.0 U	1.0 U
Trichlorotrifluoroethane (Freon 113)	µg/L	5 ^{-B}	2.00 UJ	2.00 UJ	2.5 U	2.5 U	1.0 U	1.0 U
Trimethylbenzene, 1,2,4-	µg/L	5 ^{-B}	-	-	2.5 U	2.5 U	-	-
Trimethylbenzene, 1,3,5-	µg/L	5 ^{-B}	-	-	2.5 U	2.5 U	-	-
Vinyl Acetate	µg/L	n/v	-	-	-	-	-	-
Vinyl Chloride	µg/L	2 ^B	2.00 UJ	2.00 UJ	1.0 U	1 U	1.0 U	1.0 U
Xylene, m & p-	µg/L	5 ^{-B}	2.00 UJ	2.00 UJ	2.5 U	2.5 U	-	-
Xylene, o-	µg/L	5 ^{-B}	2.00 UJ	2.00 UJ	2.5 U	2.5 U	-	-
Xylenes, Total	µg/L	5 ^{-B}	-	-	2.5 U	-	2.0 U	2.0 U
Total VOC	µg/L	n/v	ND	ND, J+	5.8	6.1	ND	ND

See notes on last page.

Table 5
Quarterly and Annual Monitoring of the Sub-Slab Depressurization System
Former Carriage Factory
33 Litchfield Street, Rochester, NY

Date	Photoionization Detector Reading ¹ (parts per million)			Vacuum Monitoring Points (Inches of Water Column)						Basement inspected for cracks, new penetrations, other potential leaks? If necessary, perform smoke testing to assess the leakage potential of suspect locations.	Fans, pilot lights inspected in the utility room? Any abnormal conditions such as hot fan housings, vibrations, or unusual noises?	Any condensation occurring in SSDS piping?
	FAN-1	FAN-2	FAN-3	VMP-1	VMP-2	VMP-3	VMP-4	VMP-5	VMP-6			
09/16/14	Not Collected			-0.051	-0.111	-0.174	-0.150	-0.237	-0.138			
12/14/14	Not Collected			-0.042	-0.075	-0.107	-0.099	-0.142	-0.084	None observed	None observed	None Observed
02/02/16	0.1	0	0	-0.014	-0.043	-0.084	-0.086	-0.123	-0.073	None observed	None observed	Yes ²
05/02/16	Not Collected			-0.022	-0.064	-0.101	-0.089	-0.184	-0.113	Quarterly vacuum monitoring event, basement and fan inspection not required		Yes
05/03/16	Quarterly vacuum monitoring event, PID readings not taken			-0.024	-0.071	-0.126	-0.107	-0.205	-0.121			Minimal ³
08/09/16	Quarterly vacuum monitoring event, PID readings not taken			-0.038	-0.086	-0.141	-0.119	-0.196	-0.098			None Observed
12/06/16	Quarterly vacuum monitoring event, PID readings not taken			-0.009	-0.040	-0.068	-0.067	-0.109	-0.060			Minimal
02/14/17	0.1	0	0	-0.010	-0.044	-0.075	-0.066	-0.116	-0.073	None observed	None observed	Minimal
05/08/17	Quarterly vacuum monitoring event, PID readings not taken			-0.023	-0.049	-0.099	-0.079	-0.195	-0.137	Quarterly vacuum monitoring event, basement and fan inspection not required		Minimal
08/15/17	0.0	0.1	0.3	-0.029	-0.073	-0.131	-0.110	-0.201	-0.113	None observed	None observed	None Observed
11/14/17	Quarterly vacuum monitoring event, PID readings not taken			-0.017	-0.049	-0.090	-0.084	-0.144	-0.092	Quarterly vacuum monitoring event, basement and fan inspection not required		None Observed
02/02/18	0.0	0.0	0.0	Not Collected (see 2/13/18 entry below)						See 2/13/18 entry below		
02/13/18	Not Collected (see 2/2/18 entry above)			-0.008	-0.045	-0.096	-0.077	-0.175	-0.104	None observed	None observed	Slight ³
05/14/18	Quarterly vacuum monitoring event, PID readings not taken			-0.020	-0.040	-0.095	-0.070	-0.173	-0.092	Quarterly vacuum monitoring event, basement and fan inspection not required		None Observed
11/16/18	Quarterly vacuum monitoring event, PID readings not taken			-0.019	not read	-0.083	-0.100	-0.179	-0.110			Slight ⁴
02/20/19	0.0	0.0	0.0	-0.003	-0.030	-0.020	-0.052	-0.113	-0.064	None observed	None observed	Slight ⁵
05/09/19	Not Collected			-0.016	-0.047	-0.107	-0.081	-0.192	-0.117	Quarterly vacuum monitoring event, basement and fan inspection not required		None Observed
08/14/19	Quarterly vacuum monitoring event, PID readings not taken			-0.022	-0.062	-0.121	-0.091	-0.195	-0.101			None Observed
11/01/19	Quarterly vacuum monitoring event, PID readings not taken			-0.010	-0.053	-0.100	-0.076	-0.148	-0.086			None Observed
02/19/20	0.0	0.0	0.0	-0.005	-0.028	-0.065	-0.051	-0.109	-0.075	None observed	None observed	None Observed
05/27/20	Not Collected			-0.021	-0.059	-0.115	-0.082	-0.191	-0.098	Quarterly vacuum monitoring event, basement and fan inspection not required		None Observed
08/18/20	Quarterly vacuum monitoring event, PID readings not taken			-0.018	-0.059	-0.114	-0.081	-0.198	-0.100			None Observed
12/01/20	Quarterly vacuum monitoring event, PID readings not taken			-0.007	-0.057	-0.078	-0.056	-0.114	-0.068			None Observed
02/02/21	0.0	0.0	0.0	-0.001	-0.033	-0.045	-0.031	-0.071	-0.034	None observed	None observed	None Observed
05/12/21	Not Collected			-0.009	-0.040	-0.082	-0.060	-0.143	-0.088	Quarterly vacuum monitoring event, basement and fan inspection not required		None Observed
09/20/21	Quarterly vacuum monitoring event, PID readings not taken			-0.023	-0.058	-0.083	-0.117	-0.191	-0.092			None Observed
12/08/21	Quarterly vacuum monitoring event, PID readings not taken			-0.004	-0.026	-0.060	-0.039	-0.098	-0.048			None Observed

See last page for Notes

Table 5
Quarterly and Annual Monitoring of the Sub-Slab Depressurization System
Former Carriage Factory
33 Litchfield Street, Rochester, NY

Date	Photoionization Detector Reading ¹ (parts per million)			Vacuum Monitoring Points (Inches of Water Column)						Basement inspected for cracks, new penetrations, other potential leaks? If necessary, perform smoke testing to assess the leakage potential of suspect locations.	Fans, pilot lights inspected in the utility room? Any abnormal conditions such as hot fan housings, vibrations, or unusual noises?	Any condensation occurring in SSDS piping?
	FAN-1	FAN-2	FAN-3	VMP-1	VMP-2	VMP-3	VMP-4	VMP-5	VMP-6			
02/16/22	0.1	0.1	0.2	-0.007	-0.030	-0.023	-0.024	-0.098	-0.057	None observed	None observed	None Observed
05/17/22	Quarterly vacuum monitoring event, PID readings not taken			-0.015	-0.049	-0.098	-0.061	-0.182	-0.115	Quarterly vacuum monitoring event, basement and fan inspection not required		None Observed
09/13/22				-0.022	-0.055	-0.103	-0.074	-0.189	-0.092			None Observed
12/12/22				-0.005	-0.031	-0.058	-0.044	-0.099	-0.051			None Observed
02/22/23	0.0	0.0	0.0	-0.003	-0.039	-0.062	-0.045	-0.107	-0.062	None observed	None observed	Slight ⁵
05/18/23	Quarterly vacuum monitoring event, PID readings not taken			-0.010	-0.042	-0.085	-0.055	-0.173	-0.088	Quarterly vacuum monitoring event, basement and fan inspection not required		Slight ⁵
09/12/23				-0.018	-0.055	-0.097	-0.068	-0.184	-0.093			None Observed
12/1/2023				-0.008	-0.036	-0.074	-0.055	-0.125	-0.063			Slight ⁵
02/07/24	0.0	0.0	0.0	-0.006	-0.059	-0.054	-0.045	-0.107	-0.063	None observed	None observed	Slight ⁵
05/14/24	Quarterly vacuum monitoring event, PID readings not taken			-0.018	-0.063	-0.101	-0.067	-0.186	-0.099	Quarterly vacuum monitoring event, basement and fan inspection not required		None Observed
09/05/24				-0.016	-0.061	-0.094	-0.065	-0.153	-0.071			None Observed
12/04/24				-0.003	-0.040	-0.047	-0.036	-0.101	-0.047			Slight ⁵
02/14/25	1.4	0.1	0.1	-0.003 ⁶	-0.036	-0.034	-0.031	-0.092	-0.039	None observed	None observed	Slight ⁵
05/15/25	Quarterly vacuum monitoring event, PID readings not taken			-0.012 ⁶	-0.056	-0.102	-0.062	-0.197	-0.110	None observed	None observed	None Observed
09/23/25				-0.013 ⁶	-0.059	-0.095	-0.063	-0.184	-0.086	None observed	None observed	Slight ⁵
12/03/25				-0.009 ⁶	-0.041	-0.056	-0.038	-0.121	-0.063	None observed	None observed	Slight ⁵
01/12/26	PID readings not taken due to snow/ice on roof			-0.007 ⁶	-0.037	-0.040	-0.035	-0.117	-0.086	None observed	None observed	Slight ⁵

Notes:

- Fans 1, 2, and 3 are the western, central, and eastern fans, respectively.
- Based on 3/17/2016 site visit.
- Fans turned off for two hours to let condensate drain prior to taking readings.
- Fans turned off for one hour to let condensate drain prior to taking readings.
- Slight sound of water in SSDS risers.
- Vacuum reading was taken with the interior stairwell door in an open position.

** If one or more pilot lights are OFF, contact Stantec immediately at 585-413-5327.*

Table 6
Summary of Analytical Results in Post-Construction Purge Water and Discharge Permit Samples
Former Carriage Factory
33 Litchfield Street, Rochester, New York

Sample Date	Sample Location		15-Sep-14 LI-EL-W11	4-Nov-14 LI-EL-W12	4-Feb-15 LI-EL-W13	17-Feb-15 LI-EL-W14	5-May-15 LI-EL-W15	5-May-15 LI-EL-W16	13-Aug-15 LI-EL-W17	13-Aug-15 LI-EL-W18	1-Dec-15 LI-EL-W19	2-Feb-16 LI-EL-W20	2-Feb-16 LI-EL-W21	2-May-16 LI-EL-W22	3-May-16 LI-EL-W23	9-Aug-16 LI-EL-W24	10-Aug-16 LI-EL-W25	13-Feb-17 LI-EL-W26	14-Feb-17 LI-EL-W27	14-Feb-17 LI-EL-W28	8-May-17 LI-EL-W29
Sample ID			LI-EL-W11	LI-EL-W12	LI-EL-W13	LI-EL-W14	LI-EL-W15	LI-EL-W16	LI-EL-W17	LI-EL-W18	LI-EL-W19	LI-EL-W20	LI-EL-W21	LI-EL-W22	LI-EL-W23	LI-EL-W24	LI-EL-W25	LI-EL-W26	LI-EL-W27	LI-EL-W28	LI-EL-W29
Sampling Company	County of Monroe		STANTEC	STANTEC	STANTEC	STANTEC	STANTEC	STANTEC	STANTEC	STANTEC	STANTEC	STANTEC	STANTEC	STANTEC	STANTEC	STANTEC	STANTEC	STANTEC	STANTEC	STANTEC	STANTEC
Laboratory	Sewer Use Permit Enclosure		PARAROCH	PARAROCH	PARAROCH	PARAROCH	PARAROCH	PARAROCH	PARAROCH	PARAROCH	PARAROCH	PARAROCH	PARAROCH	PARAROCH	PARAROCH	PARAROCH	PARAROCH	PARAROCH	PARAROCH	PARAROCH	PARAROCH
Laboratory Work Order			144025	144818	150381	150502	151695	151695	153410	153410	155061	160463	160463	161714	161714	163435	163435	170519	170547	170547	171925
Laboratory Sample ID			144025-01	144818-01	150381-01	150502-01	151695-01	151695-02	153410-01	153410-02	155061-01	160463-01	160463-02	161714-01	161714-02	163435-01	163435-02	170519-01	170547-01	170547-02	171925-01
Sample Type	Units																				
Metals																					
Cadmium	mg/L	1.0 ^A	0.00500 U	0.00500 U	0.00500 U	0.00500 U	0.00500 U	0.00500 U	0.00500 U	0.00500 U	0.00500 U	0.00500 U	0.00500 U	0.00500 U	0.00500 U	0.00500 U	0.00500 U	0.00500 U	0.00500 U	0.00500 U	0.00500 U
Copper	mg/L	3.0 ^A	0.0250 U	0.0250 U	0.0250 U	0.0250 U	0.0250 U	0.0250 U	0.0250 U	0.0250 U	0.0250 U	0.0250 U	0.0250 U	0.0250 U	0.0250 U	0.0276	0.0250 U	0.0250 U	0.0250 U	0.0250 U	0.0250 U
Lead	mg/L	1.0 ^A	0.0239	0.0100 U	0.0100 U	0.0100 U	0.0100 U	0.0100 U	0.0100 U	0.0100 U	0.0100 U	0.0100 U	0.0100 U	0.0100 U	0.0100 U	0.0275	0.0100 U	0.0100 U	0.0100 U	0.0100 U	0.0100 U
Zinc	mg/L	5.0 ^A	0.214	0.0600 U	0.0600 U	0.0600 U	0.0600 U	0.177	0.0600 U	0.0600 U	1.15	0.319	0.0600 U	0.0993	0.0600 U	0.136	0.0600 U	0.0600 U	0.0600 U	0.0600 U	0.0600 U
Volatile Organic Compounds																					
Bromodichloromethane	µg/L	n/v	2.00 U	2.00 U	2.00 U	2.00 U	2.00 U	2.00 U	2.00 U	2.00 U	1 U	2.00 U	2.00 U	2.00 U	2.00 U	2.00 U	2.00 U	2.00 U	2.00 U	2.00 U	2.00 U
Bromoform (Tribromomethane)	µg/L	n/v	5.00 U	5.00 U	5.00 U	5.00 U	5.00 U	5.00 U	5.00 U	5.00 U	2.5 U	5.00 U	5.00 U	5.00 U	5.00 U	5.00 U	5.00 U	5.00 U	5.00 U	5.00 U	5.00 U
Bromomethane (Methyl bromide)	µg/L	n/v	2.00 U	2.00 U	2.00 U	2.00 U	2.00 U	2.00 U	2.00 U	2.00 U	1 U	2.00 U	2.00 U	2.00 U	2.00 U	2.00 U	2.00 U	2.00 U	2.00 U	2.00 U	2.00 U
Carbon Tetrachloride (Tetrachloromethane)	µg/L	n/v	2.00 U	2.00 U	2.00 U	2.00 U	2.00 U	2.00 U	2.00 U	2.00 U	1 U	2.00 U	2.00 U	2.00 U	2.00 U	2.00 U	2.00 U	2.00 U	2.00 U	2.00 U	2.00 U
Chlorobenzene (Monochlorobenzene)	µg/L	n/v	2.00 U	2.00 U	2.00 U	2.00 U	2.00 U	2.00 U	2.00 U	2.00 U	1 U	2.00 U	2.00 U	2.00 U	2.00 U	2.00 U	2.00 U	2.00 U	2.00 U	2.00 U	2.00 U
Chloroethane (Ethyl Chloride)	µg/L	n/v	2.00 U	2.00 U	2.00 U	2.00 U	2.00 U	2.00 U	2.00 U	2.00 U	1 U	2.00 U	2.00 U	2.00 U	2.00 U	2.00 U	2.00 U	2.00 U	2.00 U	2.00 U	2.00 U
Chloroform (Trichloromethane)	µg/L	n/v	2.00 U	2.00 U	2.00 U	2.00 U	2.00 U	2.00 U	2.00 U	2.00 U	1 U	2.00 U	2.00 U	2.00 U	2.00 U	2.00 U	2.00 U	2.00 U	2.00 U	2.00 U	2.00 U
Chloromethane	µg/L	n/v	2.00 U	2.00 U	2.00 U	2.00 U	2.00 U	2.00 U	2.00 U	2.00 U	1 U	2.00 U	2.00 U	2.00 U	2.00 U	2.00 U	2.00 U	2.00 U	2.00 U	2.00 U	2.00 U
Dibromochloromethane	µg/L	n/v	2.00 U	2.00 U	2.00 U	2.00 U	2.00 U	2.00 U	2.00 U	2.00 U	1 U	2.00 U	2.00 U	2.00 U	2.00 U	2.00 U	2.00 U	2.00 U	2.00 U	2.00 U	2.00 U
Dichlorobenzene, 1,2-	µg/L	n/v	2.00 U	2.00 U	2.00 U	2.00 U	2.00 U	2.00 U	2.00 U	2.00 U	1 U	2.00 U	2.00 U	2.00 U	2.00 U	2.00 U	2.00 U	2.00 U	2.00 U	2.00 U	2.00 U
Dichlorobenzene, 1,3-	µg/L	n/v	2.00 U	2.00 U	2.00 U	2.00 U	2.00 U	2.00 U	2.00 U	2.00 U	1 U	2.00 U	2.00 U	2.00 U	2.00 U	2.00 U	2.00 U	2.00 U	2.00 U	2.00 U	2.00 U
Dichlorobenzene, 1,4-	µg/L	n/v	2.00 U	2.00 U	2.00 U	2.00 U	2.00 U	2.00 U	2.00 U	2.00 U	1 U	2.00 U	2.00 U	2.00 U	2.00 U	2.00 U	2.00 U	2.00 U	2.00 U	2.00 U	2.00 U
Dichloroethane, 1,1-	µg/L	n/v	2.00 U	2.00 U	2.00 U	2.00 U	2.00 U	2.00 U	2.00 U	2.00 U	1 U	2.00 U	2.00 U	2.00 U	2.00 U	2.00 U	2.00 U	2.00 U	2.00 U	2.00 U	2.00 U
Dichloroethane, 1,2-	µg/L	n/v	2.00 U	2.00 U	2.00 U	2.00 U	2.00 U	2.00 U	2.00 U	2.00 U	1 U	2.00 U	2.00 U	2.00 U	2.00 U	2.00 U	2.00 U	2.00 U	2.00 U	2.00 U	2.00 U
Dichloroethene, 1,1-	µg/L	n/v	2.00 U	2.00 U	2.00 U	2.00 U	2.00 U	2.00 U	2.00 U	2.00 U	1 U	2.00 U	2.00 U	2.00 U	2.00 U	2.00 U	2.00 U	2.00 U	2.00 U	2.00 U	2.00 U
Dichloroethene, cis-1,2-	µg/L	n/v	98.8	107	12.5	2.00 U	19.2	2.00 U	2.00 U	11.1	1 U	2.00 U	2.00 U	2.00 U	109	2.00 U	38.8	2.00 U	8.02	2.00 U	2.00 U
Dichloroethene, trans-1,2-	µg/L	n/v	2.00 U	2.00 U	2.00 U	2.00 U	2.00 U	2.00 U	2.00 U	2.00 U	1 U	2.00 U	2.00 U	2.00 U	2.00 U	2.00 U	2.00 U	2.00 U	2.00 U	2.00 U	2.00 U
Dichloropropane, 1,2-	µg/L	n/v	2.00 U	2.00 U	2.00 U	2.00 U	2.00 U	2.00 U	2.00 U	2.00 U	1 U	2.00 U	2.00 U	2.00 U	2.00 U	2.00 U	2.00 U	2.00 U	2.00 U	2.00 U	2.00 U
Dichloropropene, cis-1,3-	µg/L	n/v	2.00 U	2.00 U	2.00 U	2.00 U	2.00 U	2.00 U	2.00 U	2.00 U	1 U	2.00 U	2.00 U	2.00 U	2.00 U	2.00 U	2.00 U	2.00 U	2.00 U	2.00 U	2.00 U
Dichloropropene, trans-1,3-	µg/L	n/v	2.00 U	2.00 U	2.00 U	2.00 U	2.00 U	2.00 U	2.00 U	2.00 U	1 U	2.00 U	2.00 U	2.00 U	2.00 U	2.00 U	2.00 U	2.00 U	2.00 U	2.00 U	2.00 U
Methylene Chloride (Dichloromethane)	µg/L	n/v	5.00 U	6.88	5.00 U	5.00 U	5.00 U	5.00 U	5.00 U	5.00 U	2.5 U	5.00 U	5.00 U	5.00 U	5.00 U	5.00 U	5.00 U	5.00 U	5.00 U	5.00 U	5.00 U
Tetrachloroethane, 1,1,2,2-	µg/L	n/v	2.00 U	2.00 U	2.00 U	2.00 U	2.00 U	2.00 U	2.00 U	2.00 U	1 U	2.00 U	2.00 U	2.00 U	2.00 U	2.00 U	2.00 U	2.00 U	2.00 U	2.00 U	2.00 U
Tetrachloroethene (PCE)	µg/L	n/v	2.00 U	2.00 U	2.00 U	2.00 U	2.25	2.00 U	2.00 U	2.00 U	1 U	2.00 U	2.00 U	2.00 U	2.00 U	2.00 U	2.00 U	2.00 U	2.00 U	2.00 U	2.00 U
Trichloroethane, 1,1,1-	µg/L	n/v	2.00 U	2.00 U	2.00 U	2.00 U	2.00 U	2.00 U	2.00 U	2.00 U	1 U	2.00 U	2.00 U	2.00 U	2.00 U	2.00 U	2.00 U	2.00 U	2.00 U	2.00 U	2.00 U
Trichloroethane, 1,1,2-	µg/L	n/v	2.00 U	2.00 U	2.00 U	2.00 U	2.00 U	2.00 U	2.00 U	2.00 U	1 U	2.00 U	2.00 U	2.00 U	2.00 U	2.00 U	2.00 U	2.00 U	2.00 U	2.00 U	2.00 U
Trichloroethene (TCE)	µg/L	n/v	2.00 U	2.14	2.86	2.00 U	2.62	2.00 U	2.00 U	2.00 U	1 U	2.00 U	2.00 U	2.00 U	2.00 U	2.00 U	2.00 U	2.00 U	2.00 U	2.00 U	2.00 U
Trichlorofluoromethane (Freon 11)	µg/L	n/v	2.00 U	2.00 U	2.00 U	2.00 U	2.00 U	2.00 U	2.00 U	2.00 U	1 U	2.00 U	2.00 U	2.00 U	2.00 U	2.00 U	2.00 U	2.00 U	2.00 U	2.00 U	2.00 U
Vinyl Chloride	µg/L	n/v	10.1	33.0	4.96	2.00 U	10.3	2.00 U	2.00 U	9.14	1 U	2.00 U	2.00 U	2.00 U	35.9	2.00 U	16.4	2.00 U	4.01	2.00 U	2.00 U
Total VOC	µg/L	2.130 ^A	108.9	149.02	20.32	ND	34.37	ND	ND	20.24	ND	ND	ND	ND	144.9	ND	55.2	ND	12.03	ND	ND

Notes:
County of Monroe County of Monroe Sewer Use Permit
Sewer Use Permit Enclosure (Permit Number: ST-256, District
Enclosure Number: 8575)
^A Site Specific Requirements
15.2 Measured concentration did not exceed the indicated standard.
0.03 U Analyte was not detected at a concentration greater than the laboratory reporting limit.
n/v No standard/guideline value.
- Parameter not analyzed / not available.
ND Not detected.

Table 6
Summary of Analytical Results in Post-Construction Purge Water and Discharge Permit Samples
Former Carriage Factory
33 Litchfield Street, Rochester, New York

Sample Date	Sample Location		15-Aug-17 LI-EL-W30	15-Aug-17 LI-EL-W31	14-Nov-17 LI-EL-W32	1-Feb-18 LI-EL-W33	2-Feb-18 LI-EL-W34	14-May-18 LI-EL-W35	10-Aug-18 LI-EL-W36	8-Feb-19 LI-EL-W38	20-Feb-19 LI-EL-W38 EL-W-38M Sump Sample	9-May-19 LI-EL-W39	11-Jun-19 LI-EL-W40	14-Aug-19 LI-EL-W41	26-Nov-19 LI-EL-W42	27-May-20 LI-EL-W44	18-Aug-20 LI-EL-W45	20-Aug-20 LI-EL-W46	12-May-21 LI-EL-W46	20-Sep-21 LI-EL-W47	22-Sep-21 LI-EL-W48
Sample ID			LI-EL-W30	LI-EL-W31	LI-EL-W32	LI-EL-W33	LI-EL-W34	LI-EL-W35	LI-EW-36	LI-EL-W38		LI-EL-W39	LI-EL-W40	LI-EL-W41	LI-EL-W42	LI-EL-W44	LI-EL-W45	LI-EL-W46	LI-EL-W46	LI-EL-W47	LI-EL-W48
Sampling Company	County of Monroe		STANTEC	STANTEC	STANTEC	STANTEC	STANTEC	STANTEC	STANTEC	STANTEC	STANTEC	STANTEC	STANTEC	STANTEC	STANTEC	STANTEC	STANTEC	STANTEC	STANTEC	STANTEC	STANTEC
Laboratory	Sewer Use Permit	Enclosure	PARAROCH	PARAROCH	PARAROCH	PARAROCH	PARAROCH	PARAROCH	PARAROCH	PARAROCH	PARAROCH	PARAROCH	PARAROCH	PARAROCH	PARAROCH	PARAROCH	PARAROCH	PARAROCH	PARAROCH	PARAROCH	PARAROCH
Laboratory Work Order			173674	173674	175133	180390	180390	182055	183671	190524	190713	191994	192605	193927	195865	202246	203878	203944	212010	214223	214284
Laboratory Sample ID			173674-01	173674-02	175133-01	180390-01	180390-02	182055-01	183671-01	190524-01	190713-01	191994-01	192605-01	193927-01	195865-01	202246-01	203878-01	203944-01	212010-01	214223-01	214284-01
Sample Type	Units																				
Metals																					
Cadmium	mg/L	1.0 ^A	0.00500 U	0.00500 U	0.00500 U	0.00500 U	0.00500 U	0.00500 U	0.00500 U	-	0.00500 U	0.00250 U	0.00250 U	0.00250 U	0.00250 U	0.00250 U	0.00250 U	0.00250 U	0.00250 U	0.00250 U	0.00250 U
Copper	mg/L	3.0 ^A	0.0250 U	0.0250 U	0.0250 U	0.0250 U	0.0250 U	0.0400 U	0.0200 U	-	0.0214	0.0100 U	0.0100 U	0.0100 U	0.0100 U	0.0100 U	0.0100 U	0.0179	0.0100 U	0.0100 U	0.0100 U
Lead	mg/L	1.0 ^A	0.0100 U	0.0100 U	0.0100 U	0.0100 U	0.0100 U	0.0100 U	0.0100 U	-	0.0100 U	0.00500 U	0.00500 U	0.00500 U	0.00500 U	0.00500 U	0.00500 U	0.0101	0.00500 U	0.00500 U	0.00500 U
Zinc	mg/L	5.0 ^A	0.0600 U	0.0600 U	0.0906	0.0947	0.0600 U	0.0600 U	0.0600 U	-	0.0600 U	0.0724	0.0300 U	0.0300 U	0.0516	0.0412	0.0313	0.0300 U	0.121	0.0300 U	0.0300 U
Volatile Organic Compounds																					
Bromodichloromethane	µg/L	n/v	2.00 U	2.00 U	2.00 U	2.00 U	2.00 U	2.00 U	2.00 U	2.00 U	-	2.00 U	2.00 U	2.00 U	2.00 U	2.00 U	2.00 U	2.00 U	2.00 U	2.00 U	2.00 U
Bromoform (Tribromomethane)	µg/L	n/v	5.00 U	5.00 U	5.00 U	5.00 U	5.00 U	5.00 U	5.00 U	5.00 U	-	5.00 U	5.00 U	5.00 U	5.00 U	5.00 U	5.00 U	5.00 U	5.00 U	5.00 U	5.00 U
Bromomethane (Methyl bromide)	µg/L	n/v	2.00 U	2.00 U	2.00 U	2.00 U	2.00 U	2.00 U	2.00 U	2.00 U	-	2.00 U	2.00 U	2.00 U	2.00 U	2.00 U	2.00 U	2.00 U	2.00 U	2.00 U	2.00 U
Carbon Tetrachloride (Tetrachloromethane)	µg/L	n/v	2.00 U	2.00 U	2.00 U	2.00 U	2.00 U	2.00 U	2.00 U	2.00 U	-	2.00 U	2.00 U	2.00 U	2.00 U	2.00 U	2.00 U	2.00 U	2.00 U	2.00 U	2.00 U
Chlorobenzene (Monochlorobenzene)	µg/L	n/v	2.00 U	2.00 U	2.00 U	2.00 U	2.00 U	2.00 U	2.00 U	2.00 U	-	2.00 U	2.00 U	2.00 U	2.00 U	2.00 U	2.00 U	2.00 U	2.00 U	2.00 U	2.00 U
Chloroethane (Ethyl Chloride)	µg/L	n/v	2.00 U	2.00 U	2.00 U	2.00 U	2.00 U	2.00 U	2.00 U	2.00 U	-	2.00 U	2.00 U	2.00 U	2.00 U	2.00 U	2.00 U	2.00 U	2.00 U	2.00 U	2.00 U
Chloroform (Trichloromethane)	µg/L	n/v	2.00 U	2.00 U	2.00 U	2.00 U	2.00 U	2.00 U	2.00 U	2.00 U	-	2.00 U	2.00 U	2.00 U	2.00 U	2.00 U	2.00 U	2.00 U	2.00 U	2.00 U	2.00 U
Chloromethane	µg/L	n/v	2.00 U	2.00 U	2.00 U	2.00 U	2.00 U	2.00 U	2.00 U	2.00 U	-	2.00 U	2.00 U	2.00 U	2.00 U	2.00 U	2.00 U	2.00 U	2.00 U	2.00 U	2.00 U
Dibromochloromethane	µg/L	n/v	2.00 U	2.00 U	2.00 U	2.00 U	2.00 U	2.00 U	2.00 U	2.00 U	-	2.00 U	2.00 U	2.00 U	2.00 U	2.00 U	2.00 U	2.00 U	2.00 U	2.00 U	2.00 U
Dichlorobenzene, 1,2-	µg/L	n/v	2.00 U	2.00 U	2.00 U	2.00 U	2.00 U	2.00 U	2.00 U	2.00 U	-	2.00 U	2.00 U	2.00 U	2.00 U	2.00 U	2.00 U	2.00 U	2.00 U	2.00 U	2.00 U
Dichlorobenzene, 1,3-	µg/L	n/v	2.00 U	2.00 U	2.00 U	2.00 U	2.00 U	2.00 U	2.00 U	2.00 U	-	2.00 U	2.00 U	2.00 U	2.00 U	2.00 U	2.00 U	2.00 U	2.00 U	2.00 U	2.00 U
Dichlorobenzene, 1,4-	µg/L	n/v	2.00 U	2.00 U	2.00 U	2.00 U	2.00 U	2.00 U	2.00 U	2.00 U	-	2.00 U	2.00 U	2.00 U	2.00 U	2.00 U	2.00 U	2.00 U	2.00 U	2.00 U	2.00 U
Dichloroethane, 1,1-	µg/L	n/v	2.00 U	2.00 U	2.00 U	2.00 U	2.00 U	2.00 U	2.00 U	2.00 U	-	2.00 U	2.00 U	2.00 U	2.00 U	2.00 U	2.00 U	2.00 U	2.00 U	2.00 U	2.00 U
Dichloroethane, 1,2-	µg/L	n/v	2.00 U	2.00 U	2.00 U	2.00 U	2.00 U	2.00 U	2.00 U	2.00 U	-	2.00 U	2.00 U	2.00 U	2.00 U	2.00 U	2.00 U	2.00 U	2.00 U	2.00 U	2.00 U
Dichloroethene, 1,1-	µg/L	n/v	2.00 U	2.00 U	2.00 U	2.00 U	2.00 U	2.00 U	2.00 U	2.00 U	-	2.00 U	2.00 U	2.00 U	2.00 U	2.00 U	2.00 U	2.00 U	2.00 U	2.00 U	2.00 U
Dichloroethene, cis-1,2-	µg/L	n/v	2.00 U	3.86	2.00 U	2.00 U	2.00 U	2.00 U	22.8	2.00 U	-	2.00 U	7.52	2.00 U	2.00 U	2.00 U	2.00 U	12.0	2.00 U	2.00 U	18.1
Dichloroethene, trans-1,2-	µg/L	n/v	2.00 U	2.00 U	2.00 U	2.00 U	2.00 U	2.00 U	2.00 U	2.00 U	-	2.00 U	2.00 U	2.00 U	2.00 U	2.00 U	2.00 U	2.00 U	2.00 U	2.00 U	2.00 U
Dichloropropane, 1,2-	µg/L	n/v	2.00 U	2.00 U	2.00 U	2.00 U	2.00 U	2.00 U	2.00 U	2.00 U	-	2.00 U	2.00 U	2.00 U	2.00 U	2.00 U	2.00 U	2.00 U	2.00 U	2.00 U	2.00 U
Dichloropropene, cis-1,3-	µg/L	n/v	2.00 U	2.00 U	2.00 U	2.00 U	2.00 U	2.00 U	2.00 U	2.00 U	-	2.00 U	2.00 U	2.00 U	2.00 U	2.00 U	2.00 U	2.00 U	2.00 U	2.00 U	2.00 U
Dichloropropene, trans-1,3-	µg/L	n/v	2.00 U	2.00 U	2.00 U	2.00 U	2.00 U	2.00 U	2.00 U	2.00 U	-	2.00 U	2.00 U	2.00 U	2.00 U	2.00 U	2.00 U	2.00 U	2.00 U	2.00 U	2.00 U
Methylene Chloride (Dichloromethane)	µg/L	n/v	5.00 U	5.00 U	5.00 U	5.00 U	5.00 U	5.00 U	5.00 U	5.00 U	-	5.00 U	5.00 U	5.00 U	5.00 U	5.00 U	5.00 U	5.00 U	5.00 U	5.00 U	5.00 U
Tetrachloroethane, 1,1,2,2-	µg/L	n/v	2.00 U	2.00 U	2.00 U	2.00 U	2.00 U	2.00 U	2.00 U	2.00 U	-	2.00 U	2.00 U	2.00 U	2.00 U	2.00 U	2.00 U	2.00 U	2.00 U	2.00 U	2.00 U
Tetrachloroethene (PCE)	µg/L	n/v	2.00 U	2.00 U	2.00 U	2.00 U	2.00 U	2.00 U	2.00 U	2.00 U	-	2.00 U	3.10	2.00 U	2.00 U	2.00 U	2.00 U	3.30	2.00 U	2.00 U	2.00 U
Trichloroethane, 1,1,1-	µg/L	n/v	2.00 U	2.00 U	2.00 U	2.00 U	2.00 U	2.00 U	2.00 U	2.00 U	-	2.00 U	2.00 U	2.00 U	2.00 U	2.00 U	2.00 U	2.00 U	2.00 U	2.00 U	2.00 U
Trichloroethane, 1,1,2-	µg/L	n/v	2.00 U	2.00 U	2.00 U	2.00 U	2.00 U	2.00 U	2.00 U	2.00 U	-	2.00 U	2.00 U	2.00 U	2.00 U	2.00 U	2.00 U	2.00 U	2.00 U	2.00 U	2.00 U
Trichloroethene (TCE)	µg/L	n/v	2.00 U	2.00 U	2.00 U	2.00 U	2.00 U	2.00 U	2.21	2.00 U	-	2.00 U	2.00 U	2.00 U	2.00 U	2.00 U	2.00 U	2.37	2.00 U	2.00 U	2.00 U
Trichlorofluoromethane (Freon 11)	µg/L	n/v	2.00 U	2.00 U	2.00 U	2.00 U	2.00 U	2.00 U	2.00 U	2.00 U	-	2.00 U	2.00 U	2.00 U	2.00 U	2.00 U	2.00 U	2.00 U	2.00 U	2.00 U	2.00 U
Vinyl Chloride	µg/L	n/v	2.00 U	2.00 U	2.00 U	2.00 U	2.00 U	2.00 U	4.11	2.00 U	-	2.00 U	2.00 U	2.00 U	2.00 U	2.00 U	2.00 U	2.00 U	2.00 U	2.00 U	2.47
Total VOC	µg/L	2.130 ^A	ND	3.86	ND	ND	ND	ND	29.12	ND	-	ND	10.62	ND	ND	ND	ND	17.67	ND	ND	20.57

Notes:
County of Monroe County of Monroe Sewer Use Permit
Sewer Use Permit Enclosure (Permit Number: ST-256, District
Enclosure Number: 8575)
^A Site Specific Requirements
15.2 Measured concentration did not exceed the indicated standard.
0.03 U Analyte was not detected at a concentration greater than the laboratory
reporting limit.
n/v No standard/guideline value.
- Parameter not analyzed / not available.
ND Not detected.

Table 6
Summary of Analytical Results in Post-Construction Purge Water and Discharge Permit Samples
Former Carriage Factory
33 Litchfield Street, Rochester, New York

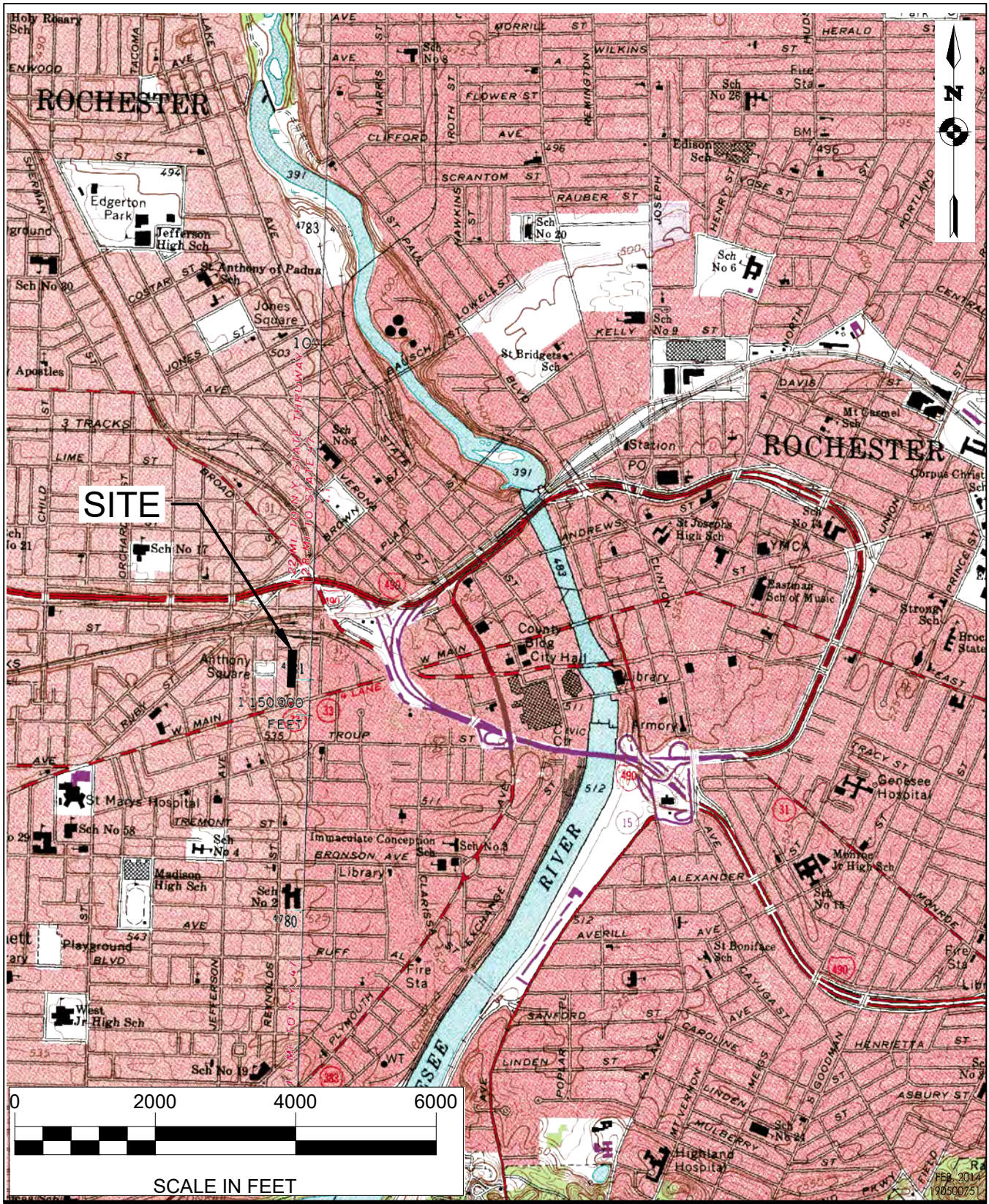
Sample Date	Sample Location		8-Dec-21 LI-EL-W49	16-Feb-22 LI-EL-W50	17-May-22 LI-EL-W51	13-Sep-22 LI-EL-W52	13-Sep-22 LI-EL-W53	12-Dec-22 LI-EL-W54	22-Feb-23 LI-EL-W55	18-May-23 LI-EL-W56	13-Sep-23 LI-EL-W58	27-Feb-24 LI-EL-W57	14-May-24 LI-EL-W59	5-Sep-24 LI-EL-W60	5-Sep-24 LI-EL-W61	12-Dec-24 LI-EL-W62	14-Feb-25 LI-EL-W63	15-May-25 LI-EL-W64	23-Sep-25 LI-EL-W65	12-Jan-26 LI-EL-66	13-Mar-26 LI-EL-W67
Sample ID			LI-EL-W49	LI-EL-W50	LI-EL-W51	LI-EL-W52	LI-EL-W53	LI - EL - W54	LI - EL - W55	LI - EL - W56	LI-EL-W58	LI-EL-W57	LI-EL-W59	LI-EL-W60	LI-EL-W61	LI-EL-W62	LI-EL-W63	LI-EL-W64	LI-EL-W65	LI-EL-66	LI-EL-W67
Sampling Company	County of Monroe		STANTEC	STANTEC	STANTEC	STANTEC	STANTEC	STANTEC	STANTEC	STANTEC	STANTEC	STANTEC	STANTEC	STANTEC	STANTEC	STANTEC	STANTEC	STANTEC	STANTEC	STANTEC	STANTEC
Laboratory	Monroe		PARAROCH	PARAROCH	PARAROCH	PARAROCH	PARAROCH	PARAROCH	PARAROCH	PARAROCH	PARAROCH	PARAROCH	PARAROCH	PARAROCH	PARAROCH	PARAROCH	PARAROCH	PARAROCH	PARAROCH	PARAROCH	PARAROCH
Laboratory Work Order	Sewer Use Permit		215526	220656	222278	224358	224359	225907	230689	232070	234186	240813	242135	244107	244108	245657	250590	252099	254507	260122	260886
Laboratory Sample ID	Enclosure	Units	215526-01	220656-01	222278-01	224358-01	224359-01	225907-01	230689-01	232070-01	234186-01	240813-01	242135-01	244107-01	244108-01	245657-01	250590-01	252099-01	254507-01	260122-01	260886-01
Metals																					
Cadmium	mg/L	1.0 ^A	0.00250 U	0.00250 U	0.005 U	0.00250 U	0.00250 U	0.00250 U	0.00250 U	0.00250 U	-	-	-	-	-	-	-	-	-	-	-
Copper	mg/L	3.0 ^A	0.0100 U	0.0100 U	0.0080	0.0100 U	0.0100 U	0.0100 U	0.0100 U	0.0100 U	-	-	-	-	-	-	-	-	-	-	-
Lead	mg/L	1.0 ^A	0.00500 U	0.00500 U	0.01 U	0.00500 U	0.0124	0.00500 U	0.00500 U	0.00500 U	-	-	-	-	-	-	-	-	-	-	-
Zinc	mg/L	5.0 ^A	0.0300 U	0.0363	0.015	0.0300 U	0.0617	0.0300 U	0.0300 U	0.0300 U	-	-	-	-	-	-	-	-	-	-	-
Volatile Organic Compounds																					
Bromodichloromethane	µg/L	n/v	2.00 U	2.00 U	2.00 U	2.00 U	2.00 U	2.00 U	2.00 U	2.00 U	2.00 U	2.00 U	2.00 U	2.00 U	2.00 U	2.00 U	2.00 U	2.00 U	2.00 U	2.00 U	2.00 U
Bromoform (Tribromomethane)	µg/L	n/v	5.00 U	5.00 U	5.00 U	5.00 U	5.00 U	5.00 U	5.00 U	5.00 U	5.00 U	5.00 U	5.00 U	5.00 U	5.00 U	5.00 U	5.00 U	5.00 U	5.00 U	5.00 U	5.00 U
Bromomethane (Methyl bromide)	µg/L	n/v	2.00 U	2.00 U	2.00 U	2.00 U	2.00 U	2.00 U	2.00 U	2.00 U	2.00 U	2.00 U	2.00 U	2.00 U	2.00 U	2.00 U	2.00 U	2.00 U	2.00 U	2.00 U	2.00 U
Carbon Tetrachloride (Tetrachloromethane)	µg/L	n/v	2.00 U	2.00 U	2.00 U	2.00 U	2.00 U	2.00 U	2.00 U	2.00 U	2.00 U	2.00 U	2.00 U	2.00 U	2.00 U	2.00 U	2.00 U	2.00 U	2.00 U	2.00 U	2.00 U
Chlorobenzene (Monochlorobenzene)	µg/L	n/v	2.00 U	2.00 U	2.00 U	2.00 U	2.00 U	2.00 U	2.00 U	2.00 U	2.00 U	2.00 U	2.00 U	2.00 U	2.00 U	2.00 U	2.00 U	2.00 U	2.00 U	2.00 U	2.00 U
Chloroethane (Ethyl Chloride)	µg/L	n/v	2.00 U	2.00 U	2.00 U	2.00 U	2.00 U	2.00 U	2.00 U	2.00 U	2.00 U	2.00 U	2.00 U	2.00 U	2.00 U	2.00 U	2.00 U	2.00 U	2.00 U	2.00 U	2.00 U
Chloroform (Trichloromethane)	µg/L	n/v	2.00 U	2.00 U	2.00 U	2.00 U	2.00 U	2.00 U	2.00 U	2.00 U	2.00 U	2.00 U	2.00 U	2.00 U	2.00 U	2.00 U	2.00 U	2.00 U	2.00 U	2.00 U	2.00 U
Chloromethane	µg/L	n/v	2.00 U	2.00 U	2.00 U	2.00 U	2.00 U	2.00 U	2.00 U	2.00 U	2.00 U	2.00 U	2.00 U	2.00 U	2.00 U	2.00 U	2.00 U	2.00 U	2.00 U	2.00 U	2.00 U
Dibromochloromethane	µg/L	n/v	2.00 U	2.00 U	2.00 U	2.00 U	2.00 U	2.00 U	2.00 U	2.00 U	2.00 U	2.00 U	2.00 U	2.00 U	2.00 U	2.00 U	2.00 U	2.00 U	2.00 U	2.00 U	2.00 U
Dichlorobenzene, 1,2-	µg/L	n/v	2.00 U	2.00 U	2.00 U	2.00 U	2.00 U	2.00 U	2.00 U	2.00 U	2.00 U	2.00 U	2.00 U	2.00 U	2.00 U	2.00 U	2.00 U	2.00 U	2.00 U	2.00 U	2.00 U
Dichlorobenzene, 1,3-	µg/L	n/v	2.00 U	2.00 U	2.00 U	2.00 U	2.00 U	2.00 U	2.00 U	2.00 U	2.00 U	2.00 U	2.00 U	2.00 U	2.00 U	2.00 U	2.00 U	2.00 U	2.00 U	2.00 U	2.00 U
Dichlorobenzene, 1,4-	µg/L	n/v	2.00 U	2.00 U	2.00 U	2.00 U	2.00 U	2.00 U	2.00 U	2.00 U	2.00 U	2.00 U	2.00 U	2.00 U	2.00 U	2.00 U	2.00 U	2.00 U	2.00 U	2.00 U	2.00 U
Dichloroethane, 1,1-	µg/L	n/v	2.00 U	2.00 U	2.00 U	2.00 U	2.00 U	2.00 U	2.00 U	2.00 U	2.00 U	2.00 U	2.00 U	2.00 U	2.00 U	2.00 U	2.00 U	2.00 U	2.00 U	2.00 U	2.00 U
Dichloroethane, 1,2-	µg/L	n/v	2.00 U	2.00 U	2.00 U	2.00 U	2.00 U	2.00 U	2.00 U	2.00 U	2.00 U	2.00 U	2.00 U	2.00 U	2.00 U	2.00 U	2.00 U	2.00 U	2.00 U	2.00 U	2.00 U
Dichloroethane, 1,1-	µg/L	n/v	2.00 U	2.00 U	2.00 U	2.00 U	2.00 U	2.00 U	2.00 U	2.00 U	2.00 U	2.00 U	2.00 U	2.00 U	2.00 U	2.00 U	2.00 U	2.00 U	2.00 U	2.00 U	2.00 U
Dichloroethane, cis-1,2-	µg/L	n/v	2.00 U	2.00 U	2.00 U	2.00 U	2.00 U	2.00 U	2.00 U	2.00 U	2.00 U	2.00 U	2.00 U	2.00 U	2.00 U	2.00 U	2.00 U	2.00 U	2.00 U	2.00 U	2.00 U
Dichloroethane, trans-1,2-	µg/L	n/v	2.00 U	2.00 U	2.00 U	2.00 U	2.00 U	2.00 U	2.00 U	2.00 U	2.00 U	2.00 U	2.00 U	2.00 U	2.00 U	2.00 U	2.00 U	2.00 U	2.00 U	2.00 U	2.00 U
Dichloropropane, 1,2-	µg/L	n/v	2.00 U	2.00 U	2.00 U	2.00 U	2.00 U	2.00 U	2.00 U	2.00 U	2.00 U	2.00 U	2.00 U	2.00 U	2.00 U	2.00 U	2.00 U	2.00 U	2.00 U	2.00 U	2.00 U
Dichloropropene, cis-1,3-	µg/L	n/v	2.00 U	2.00 U	2.00 U	2.00 U	2.00 U	2.00 U	2.00 U	2.00 U	2.00 U	2.00 U	2.00 U	2.00 U	2.00 U	2.00 U	2.00 U	2.00 U	2.00 U	2.00 U	2.00 U
Dichloropropene, trans-1,3-	µg/L	n/v	2.00 U	2.00 U	2.00 U	2.00 U	2.00 U	2.00 U	2.00 U	2.00 U	2.00 U	2.00 U	2.00 U	2.00 U	2.00 U	2.00 U	2.00 U	2.00 U	2.00 U	2.00 U	2.00 U
Methylene Chloride (Dichloromethane)	µg/L	n/v	5.00 U	5.00 U	5.00 U	5.00 U	5.00 U	5.00 U	5.00 U	5.00 U	5.00 U	5.00 U	5.00 U	5.00 U	5.00 U	5.00 U	5.00 U	5.00 U	5.00 U	5.00 U	5.00 U
Tetrachloroethane, 1,1,2,2-	µg/L	n/v	2.00 U	2.00 U	2.00 U	2.00 U	2.00 U	2.00 U	2.00 U	2.00 U	2.00 U	2.00 U	2.00 U	2.00 U	2.00 U	2.00 U	2.00 U	2.00 U	2.00 U	2.00 U	2.00 U
Tetrachloroethene (PCE)	µg/L	n/v	2.00 U	2.00 U	2.00 U	2.00 U	2.00 U	11.1	2.00 U	2.00 U	2.00 U	2.00 U	2.00 U	2.00 U	2.00 U	4.60	2.00 U	2.00 U	2.00 U	3.96	2.00 U
Trichloroethane, 1,1,1-	µg/L	n/v	2.00 U	2.00 U	2.00 U	2.00 U	2.00 U	2.00 U	2.00 U	2.00 U	2.00 U	2.00 U	2.00 U	2.00 U	2.00 U	2.00 U	2.00 U	2.00 U	2.00 U	2.00 U	2.00 U
Trichloroethane, 1,1,2-	µg/L	n/v	2.00 U	2.00 U	2.00 U	2.00 U	2.00 U	2.00 U	2.00 U	2.00 U	2.00 U	2.00 U	2.00 U	2.00 U	2.00 U	2.00 U	2.00 U	2.00 U	2.00 U	2.00 U	2.00 U
Trichloroethene (TCE)	µg/L	n/v	2.00 U	2.00 U	2.00 U	2.00 U	2.00 U	21.2	2.00 U	2.00 U	2.00 U	2.00 U	2.00 U	2.00 U	8.46	2.00 U	2.00 U	2.00 U	2.00 U	6.12	2.00 U
Trichlorofluoromethane (Freon 11)	µg/L	n/v	2.00 U	2.00 U	2.00 U	2.00 U	2.00 U	2.00 U	2.00 U	2.00 U	2.00 U	2.00 U	2.00 U	2.00 U	2.00 U	2.00 U	2.00 U	2.00 U	2.00 U	2.00 U	2.00 U
Vinyl Chloride	µg/L	n/v	2.00 U	2.00 U	2.00 U	2.00 U	2.00 U	5.65	2.00 U	2.00 U	2.00 U	2.00 U	2.00 U	2.00 U	5.27	2.00 U	2.00 U	2.00 U	2.00 U	3.07	2.00 U
Total VOC	µg/L	2.130 ^A	ND	ND	ND	ND	103.95	ND	ND	ND	2.09	ND	8.99 U	ND	49.63	ND	ND	ND	49.56	ND	ND

Notes:
County of Monroe County of Monroe Sewer Use Permit
Sewer Use Permit Enclosure (Permit Number: ST-256, District
Enclosure Number: 8575)
^A Site Specific Requirements
15.2 Measured concentration did not exceed the indicated standard.
0.03 U Analyte was not detected at a concentration greater than the laboratory reporting limit.
n/v No standard/guideline value.
- Parameter not analyzed / not available.
ND Not detected.

FIGURES

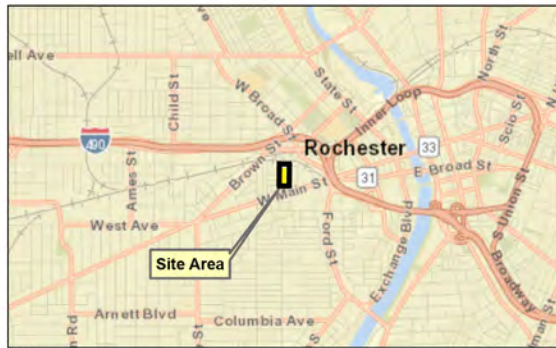
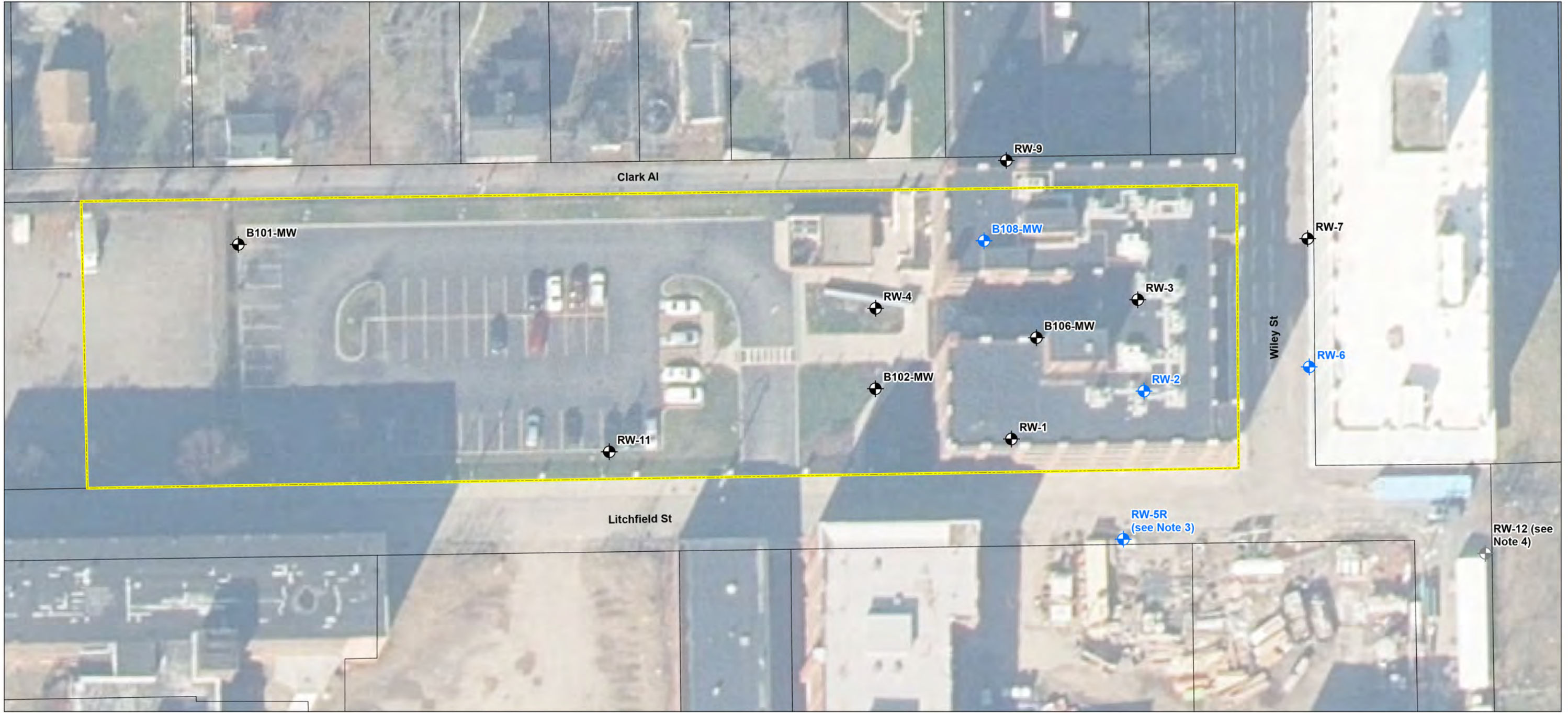


ORIGINAL SHEET - ANS/A
U:\190500751\drawing\CAD\PRR\April 2016\Figure 1 - Site Location Map.dwg

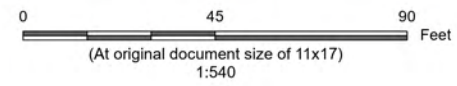


61 Commercial Street, Suite 100
Rochester, New York USA 14614
585.475.1440 www.stantec.com

Client/Project
CARRIAGE FACTORY SPECIAL NEEDS APARTMENTS, L.P.
BROWNFIELD CLEANUP PROGRAM
33 LITCHFIELD STREET, ROCHESTER, NY 14608
Figure No.
1
Title
PERIODIC REVIEW REPORT
SITE LOCATION MAP



- Legend**
- Groundwater Monitoring Well Included in Annual Sampling Program
 - Other Groundwater Monitoring Well
 - Groundwater Monitoring Well RW-12 (see Note 4)
 - Site Property Boundary
 - Other Property Boundary



Project Location
 33 Litchfield Street
 C. of Rochester, Monroe Co., NY

Prepared by AK on 2026-03-26
TR by LB on 2026-03-27
IR by DH on 2026-03-31

Client/Project
 Former Carriage Factory
 BCP Site No. C828184
 Periodic Review Report

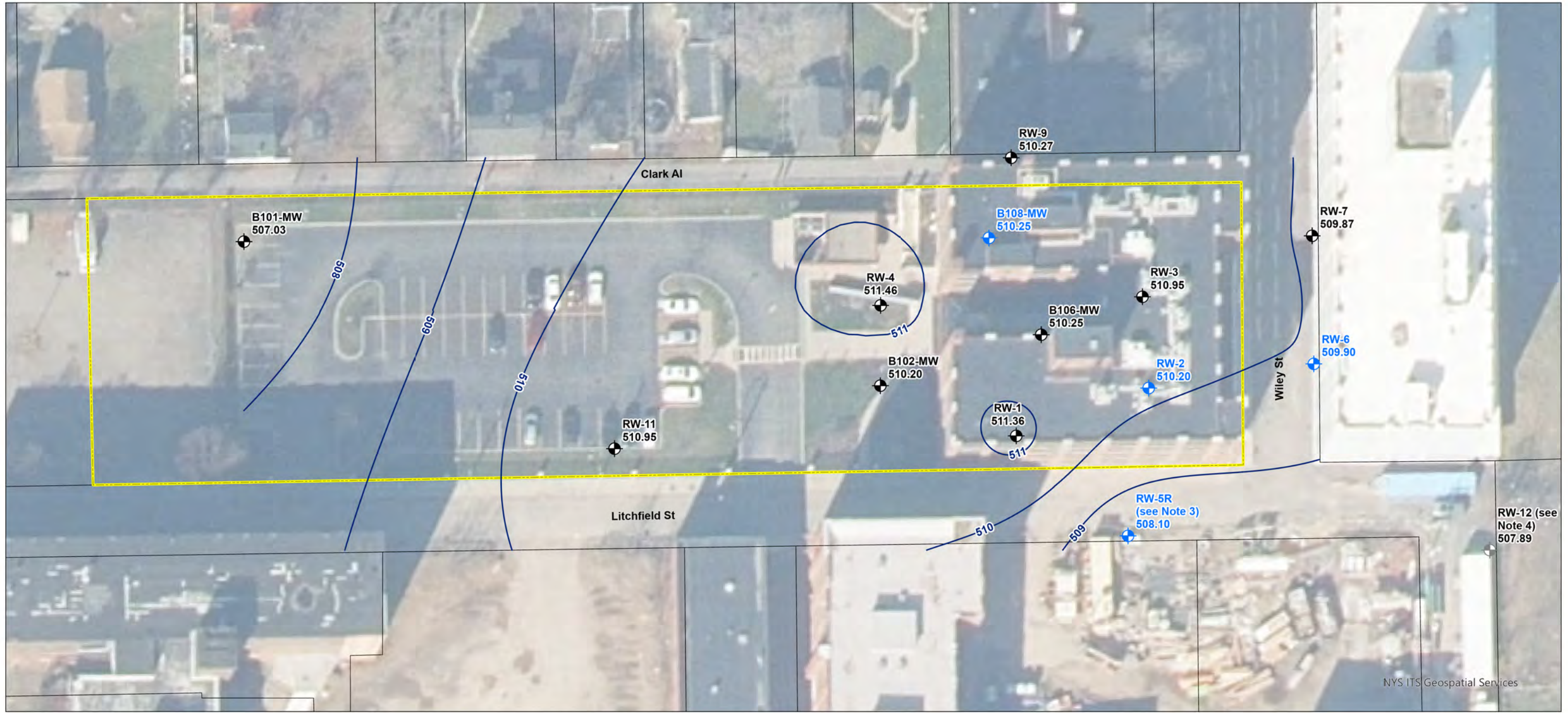
Figure No.
2

Title
Groundwater Monitoring Wells

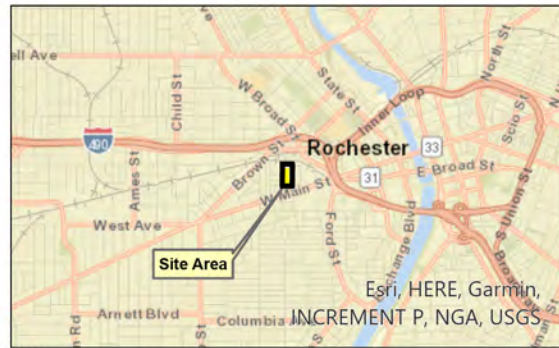
- Notes**
1. Coordinate System: NAD 1983 StatePlane New York West FIPS 3101 (US Feet).
 2. Background: World Street Map: Esri, HERE, Garmin, NGA, USGS, NPS
 3. RW-5R was installed as a replacement well for RW-5, which was found to be damaged during the September 2023 groundwater event and subsequently decommissioned. Replacement well RW-5R was installed, developed, and surveyed in December 2023.
 4. RW-12 was located and gauged during the 2025 monitoring event but due to observed well condition, this data point was not included in contouring on Figure 3.

U:\213415055\05_report_deliv\dwgs_design\GIS_figures\PRR\fig2_mw_network_prj\fig2_mw_network_prj_20260401.aprx Revised: 2026-04-01 By: akita

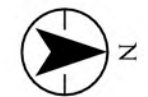
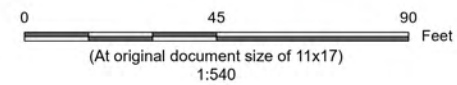
Disclaimer: This document has been prepared based on information provided by others as cited in the Notes section. Stantec has not verified the accuracy and/or completeness of this information and shall not be responsible for any errors or omissions which may be incorporated herein as a result. Stantec assumes no responsibility for data supplied in electronic format, and the recipient accepts full responsibility for verifying the accuracy and completeness of the data.



NYS ITS Geospatial Services



- Legend**
- Groundwater Monitoring Well Included in Annual Sampling Program
 - Other Groundwater Monitoring Well
 - Groundwater Monitoring Well RW-12 (see Note 4)
 - Groundwater Elevation Contour (ft)
 - Site Property Boundary
 - Other Property Boundary



Project Location
 33 Litchfield Street
 C. of Rochester, Monroe Co., NY

Prepared by AK on 2026-03-26
 TR by LB on 2026-03-27
 IR by DH on 2026-03-31
 213415055

Client/Project
 Former Carriage Factory
 BCP Site No. C828184
 Periodic Review Report

Figure No.
 3

Title
 Well Gauging Results and Interpreted
 Groundwater Elevation Contour Map -
 September 23, 2025

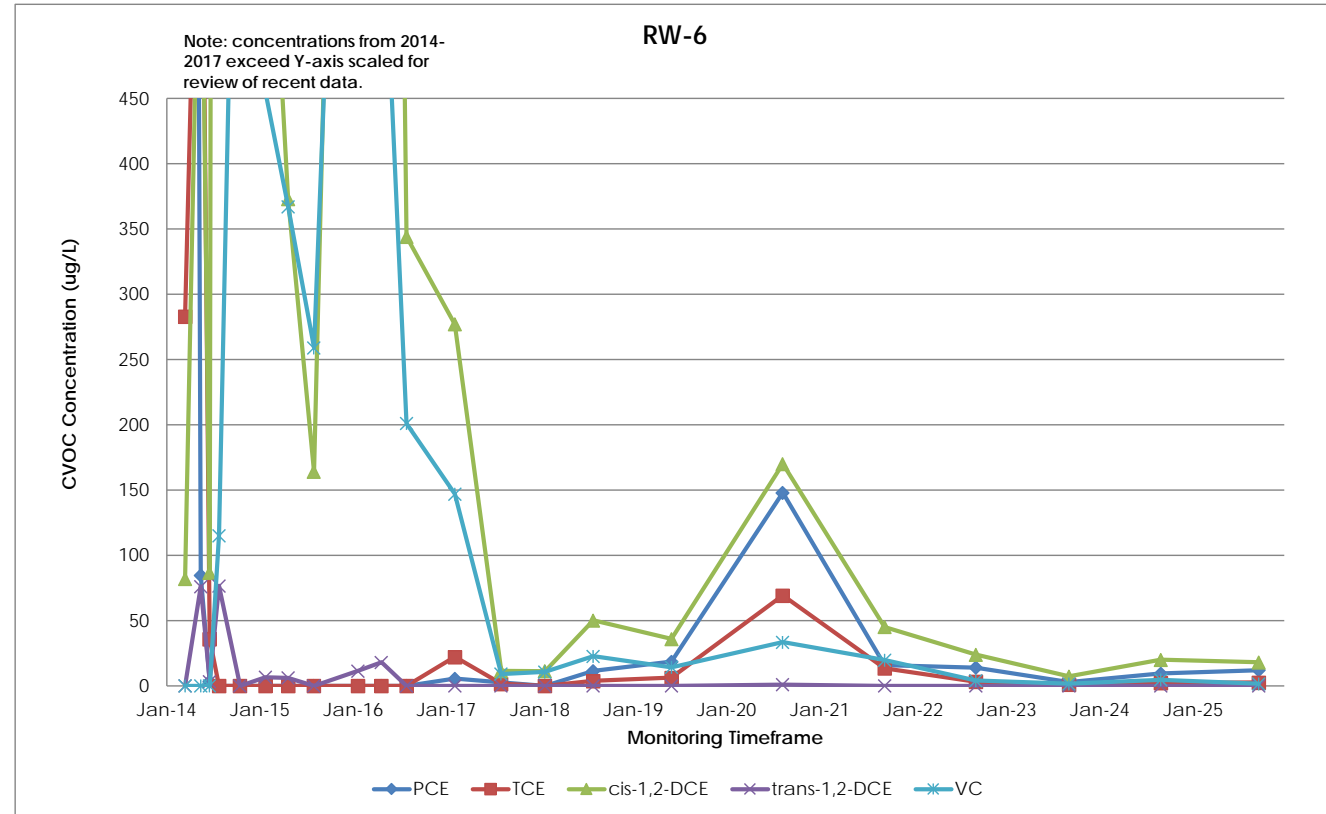
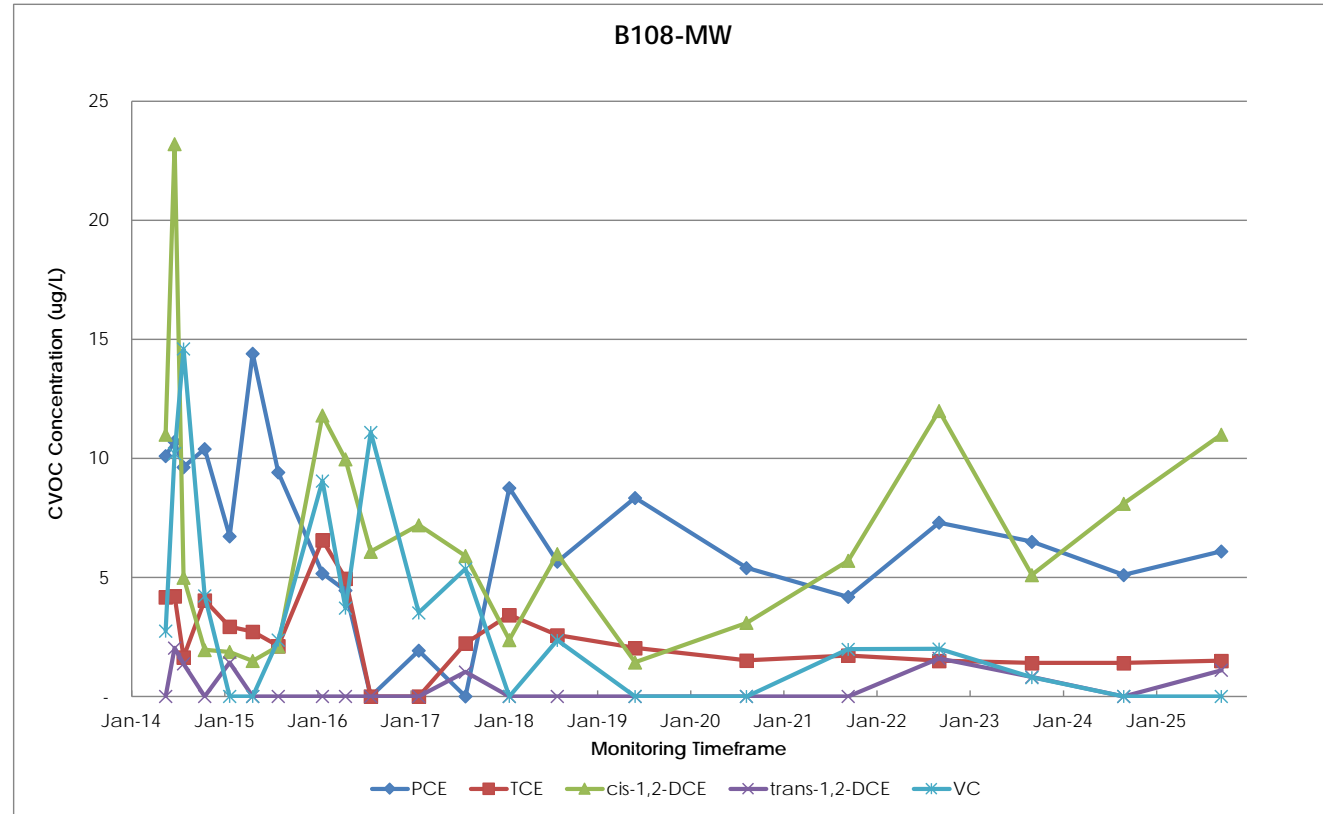
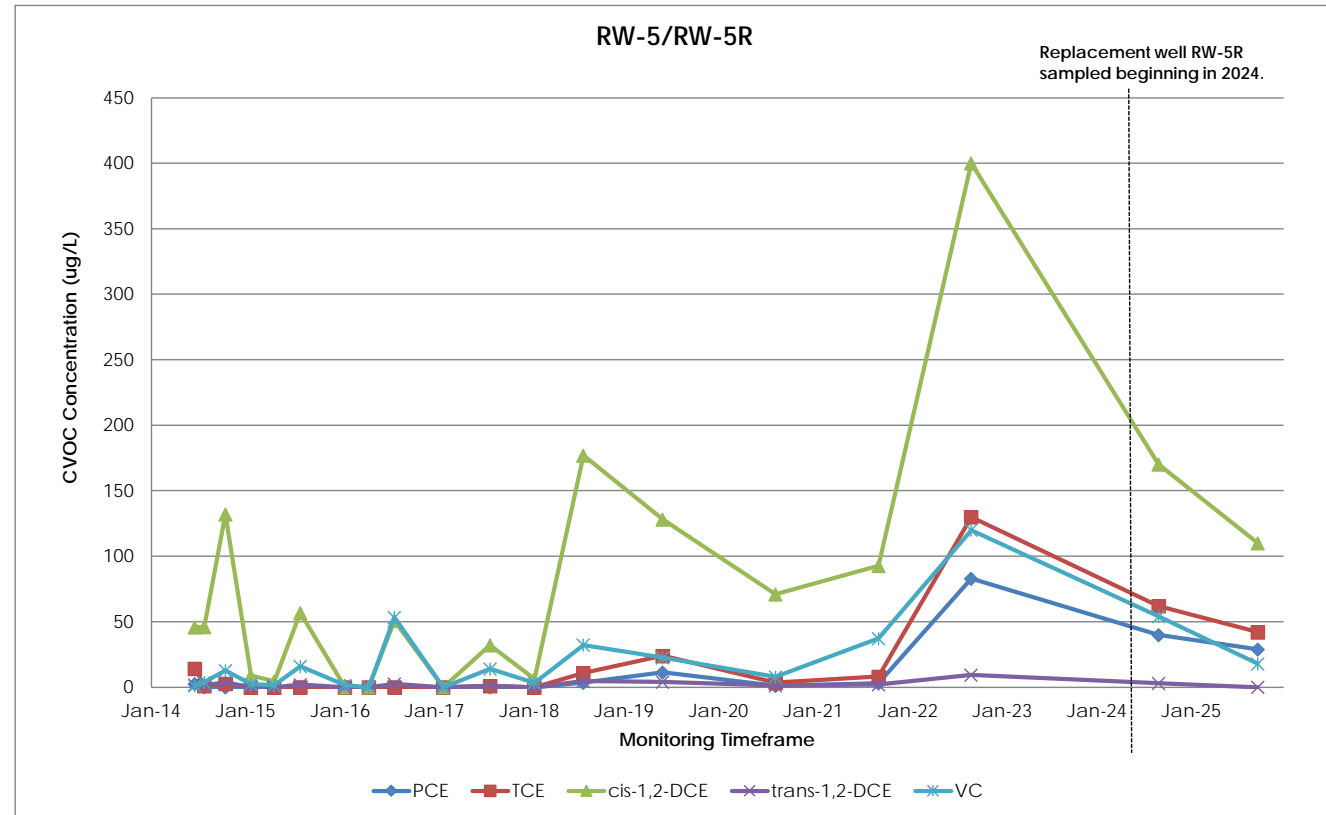
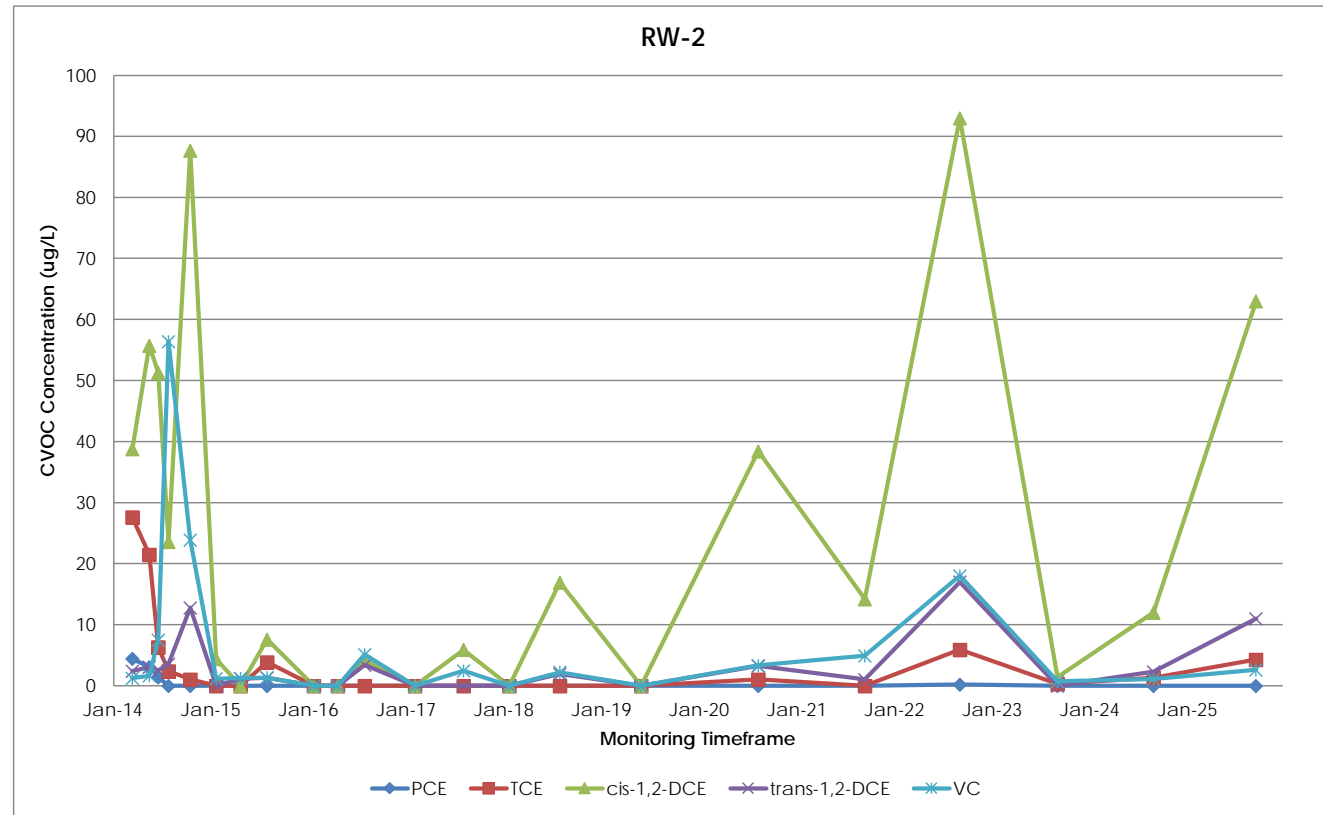
Notes

1. Coordinate System: NAD 1983 StatePlane New York West FIPS 3101 (US Feet).
2. Background: Key Map - ArcGIS World Street Map. Main Map - Aerial obtained from WMS: <https://orthos.its.ny.gov/ArcGIS/services/wms/Latest/MapServer/WMServer?>
3. Monitoring well gauging was performed on September 23, 2025. RW-5R was installed as a replacement well for RW-5, which was found to be damaged during the September 2023 groundwater event and subsequently decommissioned. Replacement well RW-5R was installed, developed, and surveyed in December 2023.
4. RW-12 was located and gauged during the 2025 monitoring event but due to observed well condition, this data point was not included in contouring.

U:\21341505\05_report_deliverables_design\GIS_figures\PRR\fig3_gwe_ctr_20260401.aprx Revised: 2026-04-01 By: akita

Disclaimer: This document has been prepared based on information provided by others as cited in the Notes section. Stantec has not verified the accuracy and/or completeness of this information and shall not be responsible for any errors or omissions which may be incorporated herein as a result. Stantec assumes no responsibility for data supplied in electronic format, and the recipient accepts full responsibility for verifying the accuracy and completeness of the data.

Figure 4
Plots of CVOC Degradation Over Time - Sampled Wells
 Former Carriage Factory
 33 Litchfield Street, Rochester, NY





Copyright Reserved

The Contractor shall verify and be responsible for all dimensions. DO NOT scale the drawing - any errors or omissions shall be reported to Stantec without delay.
The Copyrights to all designs and drawings are the property of Stantec. Reproduction or use for any purpose other than that authorized by Stantec is forbidden.

Consultants

Legend

- VACUUM MONITORING POINTS (VMP)
- RISER PIPE (SSDR-1)
- GEOVENT WITH CAP
- SOLID PVC PIPE
- 3" PVC PIPE WITH GEOVENT TO PVC PIPE CONNECTION
- METAL SLEEVES
- SUB-SLAB VACUUM READING ON 2/14/2025
UNITS : INCHES OF WATER COLUMN

Notes

1.) VMS (LIQUID BOOT MEMBRANE SECTION) APPLICATION UNDER ALL CONCRETE SLAB HORIZONTAL APPLICATION
2.) Vacuum reading was taken with the interior stairwell door in an open position.

Year	PRR Report - SSDS Monitoring	By	Appd.	YY.MM.DD
2026				
2025				
2024				
2023				
2022				
2019				

Revision	By	Appd.	YY.MM.DD

AS-BUILT DRAWINGS	BH/AL	PN	14.12.05
Issued	By	Appd.	YY.MM.DD

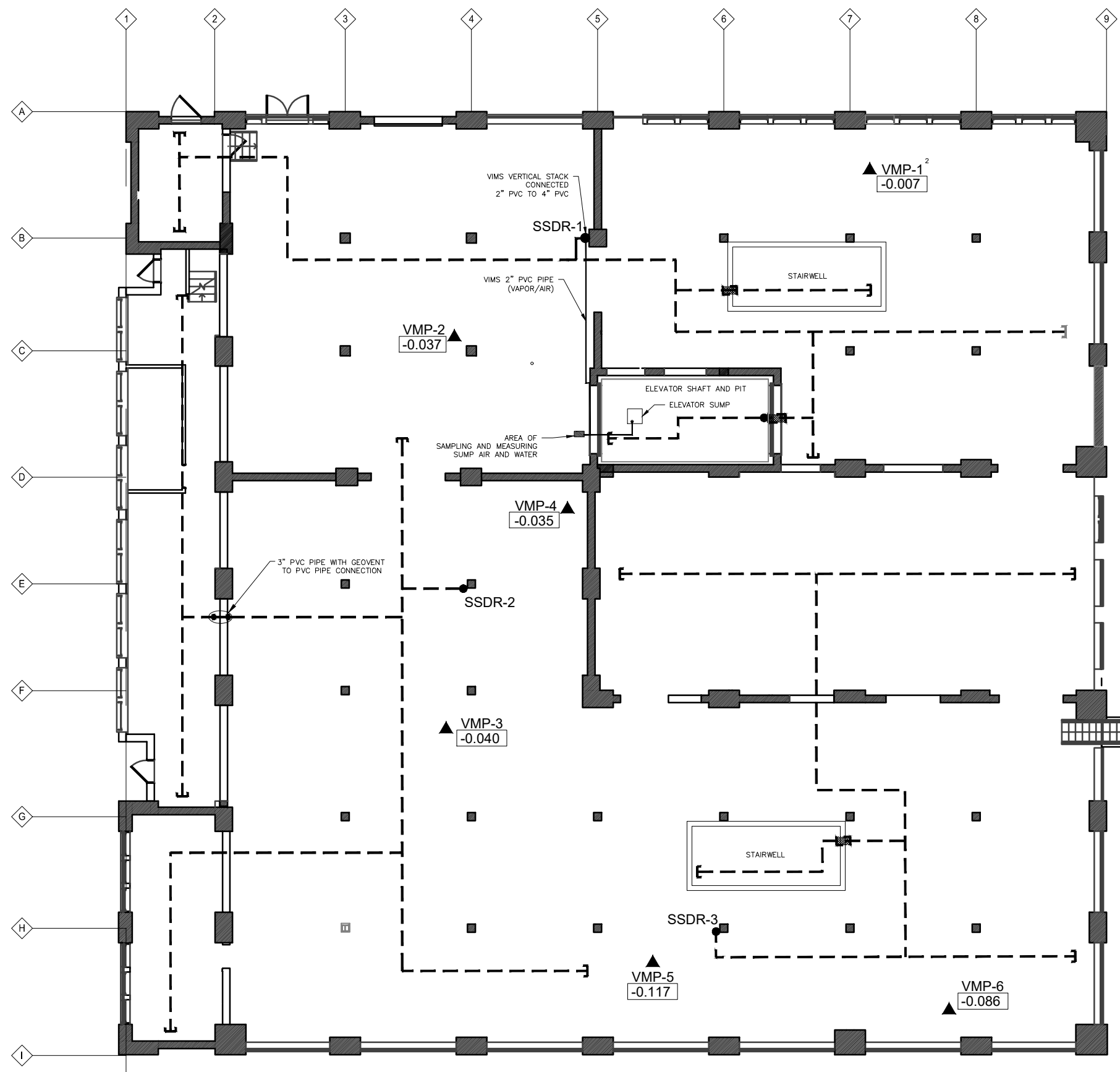
File Name:	Dwn.	Chkd.	Dsgn.	YY.MM.DD

Permit-Seal	Dwn.	Chkd.	Dsgn.	YY.MM.DD

Client/Project
FORMER CARRIAGE FACTORY
PERIODIC REVIEW REPORT
BROWNFIELD CLEANUP PROGRAM
SITE NO. C828184
33 LITCHFIELD STREET, ROCHESTER, NY

Title
ANNUAL SSDS VACUUM MONITORING, JANUARY 2026

Project No. 213415055	Scale AS SHOWN
Drawing No.	Sheet
	Revision



\\lap275\projects\213415055\05_report\reports\design\UD_figures\Figure 5\Sub-Slab Depressurization System Layout.dwg
2025/04/03 10:26 AM By: [unclear]

APPENDIX A
IC/EC Certification Forms





Enclosure 2
NEW YORK STATE DEPARTMENT OF ENVIRONMENTAL CONSERVATION
Site Management Periodic Review Report Notice
Institutional and Engineering Controls Certification Form



	Site Details	Box 1
Site No.	C828184	
Site Name Carriage Factory		
Site Address: 33 Litchfield Street	Zip Code: 14608	
City/Town: Rochester		
County: Monroe		
Site Acreage: 1.506		
Reporting Period: March 16, 2025 to March 16, 2026		
		YES NO
1. Is the information above correct?		✓ <input type="checkbox"/>
If NO, include handwritten above or on a separate sheet.		
2. Has some or all of the site property been sold, subdivided, merged, or undergone a tax map amendment during this Reporting Period?		<input type="checkbox"/> ✓
3. Has there been any change of use at the site during this Reporting Period (see 6NYCRR 375-1.11(d))?		<input type="checkbox"/> ✓
4. Have any federal, state, and/or local permits (e.g., building, discharge) been issued for or at the property during this Reporting Period?		<input type="checkbox"/> ✓
If you answered YES to questions 2 thru 4, include documentation or evidence that documentation has been previously submitted with this certification form.		
5. Is the site currently undergoing development?		<input type="checkbox"/> ✓

	Box 2
	YES NO
6. Is the current site use consistent with the use(s) listed below? Restricted-Residential, Commercial, and Industrial	✓ <input type="checkbox"/>
7. Are all ICs in place and functioning as designed?	✓ <input type="checkbox"/>
IF THE ANSWER TO EITHER QUESTION 6 OR 7 IS NO, sign and date below and DO NOT COMPLETE THE REST OF THIS FORM. Otherwise continue.	
A Corrective Measures Work Plan must be submitted along with this form to address these issues.	
Signature of Owner, Remedial Party or Designated Representative	Date

Box 2A

YES NO

- 8. Has any new information revealed that assumptions made in the Qualitative Exposure Assessment regarding offsite contamination are no longer valid? YES NO

If you answered YES to question 8, include documentation or evidence that documentation has been previously submitted with this certification form.

- 9. Are the assumptions in the Qualitative Exposure Assessment still valid? YES NO
(The Qualitative Exposure Assessment must be certified every five years)

If you answered NO to question 9, the Periodic Review Report must include an updated Qualitative Exposure Assessment based on the new assumptions.

SITE NO. C828184

Box 3

Description of Institutional Controls

<u>Parcel</u>	<u>Owner</u>	<u>Institutional Control</u>
120.36-2-20	Carriage Factory Special Needs Apts, LP	Ground Water Use Restriction Landuse Restriction Site Management Plan IC/EC Plan Monitoring Plan O&M Plan

A Site Management Plan which includes a soil excavation plan and IC/EC plan.

An environmental easement that requires compliance with SMP; provides for periodic certification; limits site use to restricted residential, commercial or industrial uses; and restricts the use of groundwater as a potable source.

Box 4

Description of Engineering Controls

<u>Parcel</u>	<u>Engineering Control</u>
120.36-2-20	Groundwater Treatment System Vapor Mitigation Cover System

Cover System: The sitewide cover system consists either of the on-site buildings, pavement, sidewalks or two feet of clean soil.

Sub-slab Depressurization system: Continued operation of the SSDS in the main occupied building is required.

Groundwater Remediation System: Continued monitoring and operation of the groundwater treatment system.

Periodic Review Report (PRR) Certification Statements

1. I certify by checking "YES" below that:

a) the Periodic Review report and all attachments were prepared under the direction of, and reviewed by, the party making the Engineering Control certification;

b) to the best of my knowledge and belief, the work and conclusions described in this certification are in accordance with the requirements of the site remedial program, and generally accepted engineering practices; and the information presented is accurate and complete.

YES NO

✓

2. For each Engineering control listed in Box 4, I certify by checking "YES" below that all of the following statements are true:

(a) The Engineering Control(s) employed at this site is unchanged since the date that the Control was put in-place, or was last approved by the Department;

(b) nothing has occurred that would impair the ability of such Control, to protect public health and the environment;

(c) access to the site will continue to be provided to the Department, to evaluate the remedy, including access to evaluate the continued maintenance of this Control;

(d) nothing has occurred that would constitute a violation or failure to comply with the Site Management Plan for this Control; and

(e) if a financial assurance mechanism is required by the oversight document for the site, the mechanism remains valid and sufficient for its intended purpose established in the document.

YES NO

✓

**IF THE ANSWER TO QUESTION 2 IS NO, sign and date below and
DO NOT COMPLETE THE REST OF THIS FORM. Otherwise continue.**

A Corrective Measures Work Plan must be submitted along with this form to address these issues.

Signature of Owner, Remedial Party or Designated Representative

Date

IC CERTIFICATIONS
SITE NO. C828184

Box 6


SITE OWNER OR DESIGNATED REPRESENTATIVE SIGNATURE

I certify that all information and statements in Boxes 1, 2, and 3 are true. I understand that a false statement made herein is punishable as a Class "A" misdemeanor, pursuant to Section 210.45 of the Penal Law.

I Johnathan S. Penna, Esq. at 1931 Buffalo Road, Rochester, NY 14624
print name print business address

am certifying as Owner, Chief Legal Officer (Owner or Remedial Party)

for the Site named in the Site Details Section of this form.



Signature of Owner, Remedial Party, or Designated Representative
Rendering Certification

4/14/2020
Date

EC CERTIFICATIONS


Box 7

Professional Engineer Signature

I certify that all information in Boxes 4 and 5 are true. I understand that a false statement made herein is punishable as a Class "A" misdemeanor, pursuant to Section 210.45 of the Penal Law.

I Dwight Harrienger at 61 Commercial Street, Suite 100, Rochester, NY 14614
print name print business address

am certifying as a Professional Engineer for the Owner
(Owner or Remedial Party)



Dwight Harrienger
Signature of Professional Engineer, for the Owner or Remedial Party, Rendering Certification

Stamp
(Required for PE)

4/14/2026
Date

APPENDIX B
Field Monitoring Logs



Monthly monitoring - sub -slab depressurization system

date	name	Vacuum inches water column			Pilot light on		
		Fan-1	Fan-2	Fan-3	Fan-1	Fan-2	Fan-3
1/7/25	AW	2.4	2.3	2.0	✓	✓	✓
2/4/25	AW	2.3	2.3	2.0	✓	✓	✓
3/4/25	AW	2.3	2.3	2.1	✓	✓	✓
4/2/25	AW	2.4	2.3	2.0	✓	✓	✓
5/2/25	AW	2.1	2.3	2.0	✓	✓	✓
6/2/25	ASS	2.2	2.3	2.0	✓	✓	✓
7/1/25	AW	2.1	2.2	2.0	✓	✓	✓
8/1/25	AW	2.1	2.2	2.0	✓	✓	✓
9/3/25	AW	2.1	2.3	2.1	✓	✓	✓
10/1/25	AW	2.1	2.2	2.1	✓	✓	✓
11/1/25	AW	2.2	2.3	2.1	✓	✓	✓
12/2/25	ASS	2.3	2.4	2.1	✓	✓	✓

APPENDIX C
Laboratory Analytical Reports





PARADIGM
ENVIRONMENTAL SERVICES, INC.

Analytical Report For

Stantec

For Lab Project ID

252099

Referencing

213415055

Prepared

Thursday, May 22, 2025

Any noncompliant QC parameters or other notes impacting data interpretation are flagged or documented on the final report or are noted below.

Emily Faumen

Certifies that this report has been approved by the Technical Director or Designee

179 Lake Avenue • Rochester, NY 14608 • (585) 647-2530 • Fax (585) 647-3311 • ELAP ID# 10958

This report is part of a multipage document and should only be evaluated in its entirety. The Chain of Custody provides additional sample information, including compliance with the sample condition requirements upon receipt.



Client: Stantec

Project Reference: 213415055

Sample Identifier: LI-EL-W64

Lab Sample ID: 252099-01

Date Sampled: 5/15/2025 10:10

Matrix: Groundwater

Date Received 5/15/2025

Volatile Organics (Halogenated)

Analyte	Result	Units	Qualifier	Date Analyzed
1,1,1-Trichloroethane	< 2.00	ug/L		5/21/2025 15:48
1,1,2,2-Tetrachloroethane	< 2.00	ug/L		5/21/2025 15:48
1,1,2-Trichloroethane	< 2.00	ug/L		5/21/2025 15:48
1,1-Dichloroethane	< 2.00	ug/L		5/21/2025 15:48
1,1-Dichloroethene	< 2.00	ug/L		5/21/2025 15:48
1,2-Dichlorobenzene	< 2.00	ug/L		5/21/2025 15:48
1,2-Dichloroethane	< 2.00	ug/L		5/21/2025 15:48
1,2-Dichloropropane	< 2.00	ug/L		5/21/2025 15:48
1,3-Dichlorobenzene	< 2.00	ug/L		5/21/2025 15:48
1,4-Dichlorobenzene	< 2.00	ug/L		5/21/2025 15:48
Bromodichloromethane	< 2.00	ug/L		5/21/2025 15:48
Bromoform	< 5.00	ug/L		5/21/2025 15:48
Bromomethane	< 2.00	ug/L		5/21/2025 15:48
Carbon Tetrachloride	< 2.00	ug/L		5/21/2025 15:48
Chlorobenzene	< 2.00	ug/L		5/21/2025 15:48
Chloroethane	< 2.00	ug/L		5/21/2025 15:48
Chloroform	< 2.00	ug/L		5/21/2025 15:48
Chloromethane	< 2.00	ug/L		5/21/2025 15:48
cis-1,2-Dichloroethene	< 2.00	ug/L		5/21/2025 15:48
cis-1,3-Dichloropropene	< 2.00	ug/L		5/21/2025 15:48
Dibromochloromethane	< 2.00	ug/L		5/21/2025 15:48
Methylene chloride	< 5.00	ug/L		5/21/2025 15:48
Tetrachloroethene	< 2.00	ug/L		5/21/2025 15:48
trans-1,2-Dichloroethene	< 2.00	ug/L		5/21/2025 15:48
trans-1,3-Dichloropropene	< 2.00	ug/L		5/21/2025 15:48
Trichloroethene	< 2.00	ug/L		5/21/2025 15:48
Trichlorofluoromethane	< 2.00	ug/L		5/21/2025 15:48
Vinyl chloride	< 2.00	ug/L		5/21/2025 15:48

This report is part of a multipage document and should only be evaluated in its entirety. The Chain of Custody provides additional sample information, including compliance with the sample condition requirements upon receipt.



Client: Stantec

Project Reference: 213415055

Sample Identifier: LI-EL-W64

Lab Sample ID: 252099-01

Date Sampled: 5/15/2025 10:10

Matrix: Groundwater

Date Received 5/15/2025

<u>Surrogate</u>	<u>Percent Recovery</u>	<u>Limits</u>	<u>Outliers</u>	<u>Date Analyzed</u>
1,2-Dichloroethane-d4	94.6	85.5 - 117		5/21/2025 15:48
4-Bromofluorobenzene	86.0	80.8 - 113		5/21/2025 15:48
Pentafluorobenzene	101	90 - 110		5/21/2025 15:48
Toluene-D8	96.3	90 - 110		5/21/2025 15:48

Method Reference(s): EPA 8260C
EPA 5030C

Data File: z31263.D



Analytical Report Appendix

The reported results relate only to the samples as they have been received by the laboratory.

Each page of this document is part of a multipage report. This document may not be reproduced except in its entirety, without the prior consent of Paradigm Environmental Services, Inc.

All soil/sludge samples have been reported on a dry weight basis, unless qualified "reported as received". Other solids are reported as received.

Low level Volatiles blank reports for soil/solid matrix are based on a nominal 5 gram weight. Sample results and reporting limits are based on actual weight, which may be more or less than 5 grams.

The Chain of Custody provides additional information, including compliance with sample condition requirements upon receipt. Sample condition requirements are defined under the 2003 NELAC Standard, sections 5.5.8.3.1 and 5.5.8.3.2.

NYSDOH ELAP does not certify for all parameters. Paradigm Environmental Services or the indicated subcontracted laboratory does hold certification for all analytes where certification is offered by ELAP unless otherwise specified. Aliquots separated for certain tests, such as TCLP, are indicated on the Chain of Custody and final reports with an "A" suffix.

Data qualifiers are used, when necessary, to provide additional information about the data. This information may be communicated as a flag or as text at the bottom of the report. Please refer to the following list of analyte-specific, frequently used data flags and their meaning:

"<" = Analyzed for but not detected at or above the quantitation limit.

"E" = Result has been estimated, calibration limit exceeded.

"H" = Denotes a parameter analyzed outside of holding time.

"Z" = See case narrative.

"D" = Sample, Laboratory Control Sample, or Matrix Spike Duplicate results above Relative Percent Difference limit.

"M" = Matrix spike recoveries outside QC limits. Matrix bias indicated.

"B" = Method blank contained trace levels of analyte. Refer to included method blank report.

"J" = Result estimated between the quantitation limit and half the quantitation limit.

"L" = Laboratory Control Sample recovery outside accepted QC limits.

"P" = Concentration differs by more than 40% between the primary and secondary analytical columns.

"NC" = Not calculable. Applicable to RPD if sample or duplicate result is non-detect or estimated (see primary report for data flags). Applicable to MS if sample is greater or equal to ten times the spike added. Applicable to sample surrogates or MS if sample dilution is 10x or higher.

"" = Indicates any recoveries outside associated acceptance windows. Surrogate outliers in samples are presumed matrix effects. LCS demonstrates method compliance unless otherwise noted.*

"(1)" = Indicates data from primary column used for QC calculation.

"A" = denotes a parameter for which ELAP does not offer approval as part of their laboratory certification program.

"F" = denotes a parameter for which Paradigm does not carry certification, the results for which should therefore only be used where ELAP certification is not required, such as personal exposure assessment.

This report is part of a multipage document and should only be evaluated in its entirety. The Chain of Custody provides additional sample information, including compliance with the sample condition requirements upon receipt.

GENERAL TERMS AND CONDITIONS

LABORATORY SERVICES

These Terms and Conditions embody the whole agreement of the parties in the absence of a signed and executed contract between the Laboratory (LAB) and Client. They shall supersede all previous communications, representations, or agreements, either verbal or written, between the parties. The LAB specifically rejects all additional, inconsistent, or conflicting terms, whether printed or otherwise set forth in any purchase order or other communication from the Client to the LAB. The invalidity or unenforceability in whole or in part of any provision, term or condition hereof shall not affect in any way the validity or enforceability of the remainder of the Terms and Conditions. No waiver by LAB of any provision, term, or condition hereof or of any breach by or obligation of the Client hereunder shall constitute a waiver of such provision, term, or condition on any other occasion or a waiver of any other breach by or obligation of the Client. This agreement shall be administered and interpreted under the laws of the state which services are procured.

Warranty.

Recognizing that the nature of many samples is unknown and that some may contain potentially hazardous components, LAB warrants only that it will perform testing services, obtain findings, and prepare reports in accordance with generally accepted analytical laboratory principles and practices at the time of performance of services. LAB makes no other warranty, express or implied.

Scope and Compensation.

LAB agrees to perform the services described in the chain of custody to which these terms and conditions are attached. Unless the parties agree in writing to the contrary, the duties of LAB shall not be construed to exceed the services specifically described. LAB will use LAB default method for all tests unless specified otherwise on the Work Order.

Payment terms are net 30 days from the date of invoice. All overdue payments are subject to an interest charge of one and one-half percent (1-1/2%) per month or a portion thereof. Client shall also be responsible for costs of collection, including payment of reasonable attorney fees if such expense is incurred. The prices, unless stated, do not include any sale, use or other taxes. Such taxes will be added to invoice prices when required.

Prices.

Compensation for services performed will be based on the current Lab Analytical Fee Schedule or on quotations agreed to in writing by the parties. Turnaround time based charges are determined from the time of resolution of all work order questions. Testimony, court appearances or data compilation for legal action will be charged separately. Evaluation and reporting of initial screening runs may incur additional fees.

Limitations of Liability.

In the event of any error, omission, or other professional negligence, the sole and exclusive responsibility of LAB shall be to re-perform the deficient work at its own expense and LAB shall have no other liability whatsoever. All claims shall be deemed waived unless made in writing and received by LAB within ninety (90) days following completion of services.

LAB shall have no liability, obligation, or responsibility of any kind for losses, costs, expenses, or other damages (including but not limited to any special, direct, incidental or consequential damages) with respect to LAB's services or results.

All results provided by LAB are strictly for the use of its clients and LAB is in no way responsible for the use of such results by clients or third parties. All reports should be considered in their entirety, and LAB is not responsible for the separation, detachment, or other use of any portion of these reports. Client may not assign the lab report without the written consent of the LAB.

Client covenants and agrees, at its/his/her sole expense, to indemnify, protect, defend, and save harmless the LAB from and against any and all damages, losses, liabilities, obligations, penalties, claims, litigation, demands, defenses, judgments, suits, actions, proceedings, costs, disbursements and/or expenses (including, without limitation attorneys' and experts' fees and disbursements) of any kind whatsoever which may at any time be imposed upon, incurred by or asserted or awarded against client relating to, resulting from or arising out of (a) the breach of this agreement by this client, (b) the negligence of the client in handling, delivering or disclosing any hazardous substance, (c) the violation of the Client of any applicable law, (d) non-compliance by the Client with any environmental permit or (e) a material misrepresentation in disclosing the materials to be tested.

Hazard Disclosure.

Client represents and warrants that any sample delivered to LAB will be preceded or accompanied by complete written disclosure of the presence of any hazardous substances known or suspected by Client. Client further warrants that any sample containing any hazardous substance that is to be delivered to LAB will be packaged, labeled, transported, and delivered properly and in accordance with applicable laws.

Sample Handling.

Prior to LAB's acceptance of any sample (or after any revocation of acceptance), the entire risk of loss or of damage to such sample remains with Client. Samples are accepted when receipt is acknowledged on chain of custody documentation. In no event will LAB have any responsibility for the action or inaction of any carrier shipping or delivering any sample to or from LAB premises.

Client authorizes LAB to proceed with the analysis of samples as received by the laboratory, recognizing that any samples not in compliance with all current DOH-ELAP-NELAP requirements for containers, preservation or holding time will be noted as such on the final report.

Disposal of hazardous waste samples is the responsibility of the Client. If the Client does not wish such samples returned, LAB may add storage and disposal fees to the final invoice. Maximum storage time for samples is 30 days after completion of analysis unless modified by applicable state or federal laws. Client will be required to give the LAB written instructions concerning disposal of these samples.

LAB reserves the absolute right, exercisable at any time, to refuse to receive delivery of, refuse to accept, or revoke acceptance of any sample, which, in the sole judgment of LAB (a) is of unsuitable volume, (b) may be or become unsuitable for or may pose a risk in handling, transport, or processing for any health, safety, environmental or other reason whether or not due to the presence in the sample of any hazardous substance, and whether or not such presence has been disclosed to LAB by Client or (c) if the condition or sample date make the sample unsuitable for analysis.

Legal Responsibility.

LAB is solely responsible for performance of this contract, and no affiliated company, director, officer, employee, or agent shall have any legal responsibility hereunder, whether in contract or tort including negligence.

Assignment.

LAB may assign its performance obligations under this contract to other parties, as it deems necessary. LAB shall disclose to Client any assignee (subcontractor) by ELAP ID # on the submitted final report.

Force Majeure.

LAB shall have no responsibility or liability to the Client for any failure or delay in performance by LAB, which results in whole or in part from any cause or circumstance beyond the reasonable control of LAB. Such causes and circumstances shall include, but not limited to, acts of God, acts or orders of any government authority, strikes or other labor disputes, natural disasters, accidents, wars, civil disturbances, difficulties or delays in transportation, mail or delivery services, inability to obtain sufficient services or supplies from LAB's usual suppliers, or any other cause beyond LAB's reasonable control.

Law.

This contract shall be continued under the laws of the State of New York without regard to its conflicts of laws provision.

This report is part of a multipage document and should only be evaluated in its entirety. The Chain of Custody provides additional sample information, including compliance with the sample condition requirements upon receipt.

CHAIN OF CUSTODY

1 of 2

PARADIGM
ENVIRONMENTAL SERVICES

REPORT TO:			INVOICE TO:		
COMPANY: Stantec			COMPANY: SAME		
address:			ADDRESS:		
CITY:	STATE:	ZIP:	CITY:	STATE:	ZIP:
PHONE:	FAX:		PHONE:	FAX:	
ATTN: Laura Best			ATTN:		

LAB PROJECT ID
252099


Quotation #:

Email: **christiana.deluca@stantec.com**
laura.best@stantec.com

PROJECT REFERENCE
213415055

Matrix Codes:


AQ - Aqueous Liquid	WA - Water	DW - Drinking Water	SO - Soil	SD - Solid	WP - Wipe	OL - Oil
NQ - Non-Aqueous Liquid	WG - Groundwater	WW - Wastewater	SL - Sludge	PT - Paint	CK - Caulk	AR - Air


REQUESTED ANALYSIS									
DATE COLLECTED	TIME COLLECTED	COMPOSITE	GRAB	SAMPLE IDENTIFIER	MATRIX	COUNTAINERS	REMARKS	PARADIGM LAB SAMPLE NUMBER	
5/15/25	1010			LI-EL-W64	GW	2 X	Magnated + cis-1,2, DCF	01	
									


Turnaround Time	Report Supplements		
Availability contingent upon lab approval; additional fees may apply.			
Standard 5 day <input checked="" type="checkbox"/>	None Required <input checked="" type="checkbox"/>	None Required <input type="checkbox"/>	None Required <input type="checkbox"/>
10 day <input type="checkbox"/>	Batch QC <input type="checkbox"/>	Basic EDD <input type="checkbox"/>	
Rush 3 day <input type="checkbox"/>	Category A <input type="checkbox"/>	NYSDEC EDD <input checked="" type="checkbox"/>	
Rush 2 day <input type="checkbox"/>	Category B <input type="checkbox"/>		
Rush 1 day <input type="checkbox"/>			
Other <input type="checkbox"/> please indicate date needed: _____	Other <input type="checkbox"/> please indicate package needed: _____	Other EDD <input checked="" type="checkbox"/> please indicate EDD needed: Stantec	

Total Cost:

P.I.F.

Sampled By:  Date/Time: **5/15/25 11:23**

Relinquished By:  Date/Time: **5/15/25 11:23**

Received By:  Date/Time: **5/15/25 11:26**

Received @ Lab By: _____ Date/Time: _____

By signing this form, client agrees to Paradigm Terms and Conditions (reverse).

7°C rec'd in field 5/15/25 11:30



2.f.2

Chain of Custody Supplement

Client: Stantec Completed by: Cedric
 Lab Project ID: 252099 Date: 5/15/25

Sample Condition Requirements

Per NELAC/ELAP 210/241/242/243/244

Condition	NELAC compliance with the sample condition requirements upon receipt		
	Yes	No	N/A
Container Type	<input checked="" type="checkbox"/>	<input type="checkbox"/>	<input type="checkbox"/>
Comments			
Transferred to method-compliant container	<input type="checkbox"/>	<input type="checkbox"/>	<input checked="" type="checkbox"/>
Headspace (<1 mL)	<input checked="" type="checkbox"/>	<input type="checkbox"/>	<input type="checkbox"/>
Comments			
Preservation	<input checked="" type="checkbox"/> per labels	<input type="checkbox"/>	<input type="checkbox"/>
Comments			
Chlorine Absent (<0.10 ppm per test strip)	<input checked="" type="checkbox"/>	<input type="checkbox"/>	<input type="checkbox"/>
Comments	VOA: Cl ⁻ neg		
Holding Time	<input checked="" type="checkbox"/>	<input type="checkbox"/>	<input type="checkbox"/>
Comments			
Temperature	<input checked="" type="checkbox"/>	<input type="checkbox"/>	<input type="checkbox"/>
Comments	7.0°C read in field		
Compliant Sample Quantity/Type	<input checked="" type="checkbox"/>	<input type="checkbox"/>	<input type="checkbox"/>
Comments			



ANALYTICAL REPORT

PREPARED FOR

Attn: Ms. Christiana Deluca
Stantec Consulting Services Inc
61 Commercial Street
Suite100
Rochester, New York 14614

Generated 10/2/2025 8:48:23 AM

JOB DESCRIPTION

Carriage Factory – Annual Groundwater

JOB NUMBER

480-232878-1

Eurofins Buffalo

Job Notes

This report may not be reproduced except in full, and with written approval from the laboratory. The results relate only to the samples tested. For questions please contact the Project Manager at the e-mail address or telephone number listed on this page.

The test results in this report relate only to the samples as received by the laboratory and will meet all requirements of the methodology, with any exceptions noted. This report shall not be reproduced except in full, without the express written approval of the laboratory. All questions should be directed to the Eurofins Environment Testing Northeast, LLC Project Manager.

Authorization



Generated
10/2/2025 8:48:23 AM

Authorized for release by
John Beninati, Project Manager I
John.Beninati@et.eurofinsus.com
(716)504-9874



Table of Contents

Cover Page	1
Table of Contents	3
Definitions/Glossary	4
Case Narrative	5
Detection Summary	6
Client Sample Results	7
Surrogate Summary	15
QC Sample Results	16
QC Association Summary	24
Lab Chronicle	25
Certification Summary	26
Method Summary	27
Sample Summary	28
Chain of Custody	29
Receipt Checklists	30

Definitions/Glossary

Client: Stantec Consulting Services Inc
Project/Site: Carriage Factory – Annual Groundwater

Job ID: 480-232878-1

Qualifiers

GC/MS VOA

Qualifier	Qualifier Description
F1	MS and/or MSD recovery exceeds control limits.
F2	MS/MSD RPD exceeds control limits

Glossary

Abbreviation	These commonly used abbreviations may or may not be present in this report.
☼	Listed under the "D" column to designate that the result is reported on a dry weight basis
%R	Percent Recovery
CFL	Contains Free Liquid
CFU	Colony Forming Unit
CNF	Contains No Free Liquid
DER	Duplicate Error Ratio (normalized absolute difference)
Dil Fac	Dilution Factor
DL	Detection Limit (DoD/DOE)
DL, RA, RE, IN	Indicates a Dilution, Re-analysis, Re-extraction, or additional Initial metals/anion analysis of the sample
DLC	Decision Level Concentration (Radiochemistry)
EDL	Estimated Detection Limit (Dioxin)
LOD	Limit of Detection (DoD/DOE)
LOQ	Limit of Quantitation (DoD/DOE)
MCL	EPA recommended "Maximum Contaminant Level"
MDA	Minimum Detectable Activity (Radiochemistry)
MDC	Minimum Detectable Concentration (Radiochemistry)
MDL	Method Detection Limit
ML	Minimum Level (Dioxin)
MPN	Most Probable Number
MQL	Method Quantitation Limit
NC	Not Calculated
ND	Not Detected at the reporting limit (or MDL or EDL if shown)
NEG	Negative / Absent
POS	Positive / Present
PQL	Practical Quantitation Limit
PRES	Presumptive
QC	Quality Control
RER	Relative Error Ratio (Radiochemistry)
RL	Reporting Limit or Requested Limit (Radiochemistry)
RPD	Relative Percent Difference, a measure of the relative difference between two points
TEF	Toxicity Equivalent Factor (Dioxin)
TEQ	Toxicity Equivalent Quotient (Dioxin)
TNTC	Too Numerous To Count

Case Narrative

Client: Stantec Consulting Services Inc
Project: Carriage Factory – Annual Groundwater

Job ID: 480-232878-1

Job ID: 480-232878-1

Eurofins Buffalo

Job Narrative 480-232878-1

Receipt

The samples were received on 9/24/2025 11:00 AM. Unless otherwise noted below, the samples arrived in good condition, and where required, properly preserved and on ice. The temperature of the cooler at receipt was 3.2° C.

GC/MS VOA

Method 8260C: The following sample was diluted to bring the concentration of target analytes within the calibration range: LI-RW5R-Annual2025 (480-232878-6). Elevated reporting limits (RLs) are provided.

No additional analytical or quality issues were noted, other than those described above or in the Definitions/Glossary page.

General Chemistry

No analytical or quality issues were noted, other than those described in the Definitions/Glossary page.

1

2

3

4

5

6

7

8

9

10

11

12

13

14

15

Detection Summary

Client: Stantec Consulting Services Inc
Project/Site: Carriage Factory – Annual Groundwater

Job ID: 480-232878-1

Client Sample ID: TRIPBLANK

Lab Sample ID: 480-232878-1

No Detections.

Client Sample ID: LI-B108MW-Annual2025

Lab Sample ID: 480-232878-2

Analyte	Result	Qualifier	RL	MDL	Unit	Dil Fac	D	Method	Prep Type
cis-1,2-Dichloroethene	11	F1	1.0		ug/L	1		8260C	Total/NA
Tetrachloroethene	6.1	F1	1.0		ug/L	1		8260C	Total/NA
trans-1,2-Dichloroethene	1.1		1.0		ug/L	1		8260C	Total/NA
Trichloroethene	1.5		1.0		ug/L	1		8260C	Total/NA
Total Organic Carbon	1.8		1.0		mg/L	1		SM 5310C	Total/NA

Client Sample ID: LI-RW2-Annual2025

Lab Sample ID: 480-232878-3

Analyte	Result	Qualifier	RL	MDL	Unit	Dil Fac	D	Method	Prep Type
cis-1,2-Dichloroethene	63		1.0		ug/L	1		8260C	Total/NA
Methyl tert-butyl ether	1.2		1.0		ug/L	1		8260C	Total/NA
trans-1,2-Dichloroethene	11		1.0		ug/L	1		8260C	Total/NA
Trichloroethene	4.3		1.0		ug/L	1		8260C	Total/NA
Vinyl chloride	2.6		1.0		ug/L	1		8260C	Total/NA
Total Organic Carbon	3.3		1.0		mg/L	1		SM 5310C	Total/NA

Client Sample ID: LI-RW6-Annual2025

Lab Sample ID: 480-232878-4

Analyte	Result	Qualifier	RL	MDL	Unit	Dil Fac	D	Method	Prep Type
cis-1,2-Dichloroethene	18		1.0		ug/L	1		8260C	Total/NA
Tetrachloroethene	12		1.0		ug/L	1		8260C	Total/NA
Trichloroethene	2.6		1.0		ug/L	1		8260C	Total/NA
Vinyl chloride	1.6		1.0		ug/L	1		8260C	Total/NA
Total Organic Carbon	2.0		1.0		mg/L	1		SM 5310C	Total/NA

Client Sample ID: LI-FD-Annual2025

Lab Sample ID: 480-232878-5

Analyte	Result	Qualifier	RL	MDL	Unit	Dil Fac	D	Method	Prep Type
cis-1,2-Dichloroethene	19		1.0		ug/L	1		8260C	Total/NA
Tetrachloroethene	12		1.0		ug/L	1		8260C	Total/NA
Trichloroethene	2.6		1.0		ug/L	1		8260C	Total/NA
Vinyl chloride	1.8		1.0		ug/L	1		8260C	Total/NA
Total Organic Carbon	2.0		1.0		mg/L	1		SM 5310C	Total/NA

Client Sample ID: LI-RW5R-Annual2025

Lab Sample ID: 480-232878-6

Analyte	Result	Qualifier	RL	MDL	Unit	Dil Fac	D	Method	Prep Type
Benzene	2.4		2.0		ug/L	2		8260C	Total/NA
cis-1,2-Dichloroethene	110		2.0		ug/L	2		8260C	Total/NA
Tetrachloroethene	29		2.0		ug/L	2		8260C	Total/NA
Trichloroethene	42		2.0		ug/L	2		8260C	Total/NA
Vinyl chloride	18		2.0		ug/L	2		8260C	Total/NA
Total Organic Carbon	4.3		1.0		mg/L	1		SM 5310C	Total/NA

This Detection Summary does not include radiochemical test results.

Eurofins Buffalo

Client Sample Results

Client: Stantec Consulting Services Inc
 Project/Site: Carriage Factory – Annual Groundwater

Job ID: 480-232878-1

Client Sample ID: TRIPBLANK

Lab Sample ID: 480-232878-1

Date Collected: 09/16/25 00:00

Matrix: Water

Date Received: 09/24/25 11:00

Method: SW846 8260C - Volatile Organic Compounds by GC/MS

Analyte	Result	Qualifier	RL	MDL	Unit	D	Prepared	Analyzed	Dil Fac
1,1,1-Trichloroethane	ND		1.0		ug/L			09/26/25 17:47	1
1,1,1,2,2-Tetrachloroethane	ND		1.0		ug/L			09/26/25 17:47	1
1,1,2-Trichloroethane	ND		1.0		ug/L			09/26/25 17:47	1
1,1,2-Trichloro-1,2,2-trifluoroethane	ND		1.0		ug/L			09/26/25 17:47	1
1,1-Dichloroethane	ND		1.0		ug/L			09/26/25 17:47	1
1,1-Dichloroethene	ND		1.0		ug/L			09/26/25 17:47	1
1,2,4-Trichlorobenzene	ND		1.0		ug/L			09/26/25 17:47	1
1,2-Dibromo-3-Chloropropane	ND		1.0		ug/L			09/26/25 17:47	1
1,2-Dichlorobenzene	ND		1.0		ug/L			09/26/25 17:47	1
1,2-Dichloroethane	ND		1.0		ug/L			09/26/25 17:47	1
1,2-Dichloropropane	ND		1.0		ug/L			09/26/25 17:47	1
1,3-Dichlorobenzene	ND		1.0		ug/L			09/26/25 17:47	1
1,4-Dichlorobenzene	ND		1.0		ug/L			09/26/25 17:47	1
2-Butanone (MEK)	ND		10		ug/L			09/26/25 17:47	1
2-Hexanone	ND		5.0		ug/L			09/26/25 17:47	1
4-Methyl-2-pentanone (MIBK)	ND		5.0		ug/L			09/26/25 17:47	1
Acetone	ND		10		ug/L			09/26/25 17:47	1
Benzene	ND		1.0		ug/L			09/26/25 17:47	1
Bromodichloromethane	ND		1.0		ug/L			09/26/25 17:47	1
Bromoform	ND		1.0		ug/L			09/26/25 17:47	1
Bromomethane	ND		1.0		ug/L			09/26/25 17:47	1
Carbon disulfide	ND		1.0		ug/L			09/26/25 17:47	1
Carbon tetrachloride	ND		1.0		ug/L			09/26/25 17:47	1
Chlorobenzene	ND		1.0		ug/L			09/26/25 17:47	1
Dibromochloromethane	ND		1.0		ug/L			09/26/25 17:47	1
Chloroethane	ND		1.0		ug/L			09/26/25 17:47	1
Chloroform	ND		1.0		ug/L			09/26/25 17:47	1
Chloromethane	ND		1.0		ug/L			09/26/25 17:47	1
cis-1,2-Dichloroethene	ND		1.0		ug/L			09/26/25 17:47	1
cis-1,3-Dichloropropene	ND		1.0		ug/L			09/26/25 17:47	1
Cyclohexane	ND		1.0		ug/L			09/26/25 17:47	1
Dichlorodifluoromethane	ND		1.0		ug/L			09/26/25 17:47	1
Ethylbenzene	ND		1.0		ug/L			09/26/25 17:47	1
1,2-Dibromoethane	ND		1.0		ug/L			09/26/25 17:47	1
Isopropylbenzene	ND		1.0		ug/L			09/26/25 17:47	1
Methyl acetate	ND		2.5		ug/L			09/26/25 17:47	1
Methyl tert-butyl ether	ND		1.0		ug/L			09/26/25 17:47	1
Methylcyclohexane	ND		1.0		ug/L			09/26/25 17:47	1
Methylene Chloride	ND		1.0		ug/L			09/26/25 17:47	1
Styrene	ND		1.0		ug/L			09/26/25 17:47	1
Tetrachloroethene	ND		1.0		ug/L			09/26/25 17:47	1
Toluene	ND		1.0		ug/L			09/26/25 17:47	1
trans-1,2-Dichloroethene	ND		1.0		ug/L			09/26/25 17:47	1
trans-1,3-Dichloropropene	ND		1.0		ug/L			09/26/25 17:47	1
Trichloroethene	ND		1.0		ug/L			09/26/25 17:47	1
Trichlorofluoromethane	ND		1.0		ug/L			09/26/25 17:47	1
Vinyl chloride	ND		1.0		ug/L			09/26/25 17:47	1
Xylenes, Total	ND		2.0		ug/L			09/26/25 17:47	1

Client Sample Results

Client: Stantec Consulting Services Inc
 Project/Site: Carriage Factory – Annual Groundwater

Job ID: 480-232878-1

Client Sample ID: TRIPBLANK

Lab Sample ID: 480-232878-1

Date Collected: 09/16/25 00:00

Matrix: Water

Date Received: 09/24/25 11:00

Surrogate	%Recovery	Qualifier	Limits	Prepared	Analyzed	Dil Fac
Toluene-d8 (Surr)	103		80 - 120		09/26/25 17:47	1
1,2-Dichloroethane-d4 (Surr)	101		77 - 120		09/26/25 17:47	1
4-Bromofluorobenzene (Surr)	99		73 - 120		09/26/25 17:47	1
Dibromofluoromethane (Surr)	97		75 - 123		09/26/25 17:47	1

Client Sample ID: LI-B108MW-Annual2025

Lab Sample ID: 480-232878-2

Date Collected: 09/23/25 15:40

Matrix: Water

Date Received: 09/24/25 11:00

Method: SW846 8260C - Volatile Organic Compounds by GC/MS

Analyte	Result	Qualifier	RL	MDL	Unit	D	Prepared	Analyzed	Dil Fac
1,1,1-Trichloroethane	ND	F1	1.0		ug/L			09/30/25 13:40	1
1,1,2,2-Tetrachloroethane	ND		1.0		ug/L			09/30/25 13:40	1
1,1,2-Trichloroethane	ND		1.0		ug/L			09/30/25 13:40	1
1,1,2-Trichloro-1,2,2-trifluoroethane	ND		1.0		ug/L			09/30/25 13:40	1
1,1-Dichloroethane	ND		1.0		ug/L			09/30/25 13:40	1
1,1-Dichloroethene	ND	F1	1.0		ug/L			09/30/25 13:40	1
1,2,4-Trichlorobenzene	ND		1.0		ug/L			09/30/25 13:40	1
1,2-Dibromo-3-Chloropropane	ND		1.0		ug/L			09/30/25 13:40	1
1,2-Dichlorobenzene	ND		1.0		ug/L			09/30/25 13:40	1
1,2-Dichloroethane	ND		1.0		ug/L			09/30/25 13:40	1
1,2-Dichloropropane	ND		1.0		ug/L			09/30/25 13:40	1
1,3-Dichlorobenzene	ND		1.0		ug/L			09/30/25 13:40	1
1,4-Dichlorobenzene	ND		1.0		ug/L			09/30/25 13:40	1
2-Butanone (MEK)	ND		10		ug/L			09/30/25 13:40	1
2-Hexanone	ND		5.0		ug/L			09/30/25 13:40	1
4-Methyl-2-pentanone (MIBK)	ND		5.0		ug/L			09/30/25 13:40	1
Acetone	ND	F2	10		ug/L			09/30/25 13:40	1
Benzene	ND		1.0		ug/L			09/30/25 13:40	1
Bromodichloromethane	ND		1.0		ug/L			09/30/25 13:40	1
Bromoform	ND		1.0		ug/L			09/30/25 13:40	1
Bromomethane	ND		1.0		ug/L			09/30/25 13:40	1
Carbon disulfide	ND		1.0		ug/L			09/30/25 13:40	1
Carbon tetrachloride	ND		1.0		ug/L			09/30/25 13:40	1
Chlorobenzene	ND		1.0		ug/L			09/30/25 13:40	1
Dibromochloromethane	ND		1.0		ug/L			09/30/25 13:40	1
Chloroethane	ND		1.0		ug/L			09/30/25 13:40	1
Chloroform	ND		1.0		ug/L			09/30/25 13:40	1
Chloromethane	ND		1.0		ug/L			09/30/25 13:40	1
cis-1,2-Dichloroethene	11	F1	1.0		ug/L			09/30/25 13:40	1
cis-1,3-Dichloropropene	ND		1.0		ug/L			09/30/25 13:40	1
Cyclohexane	ND		1.0		ug/L			09/30/25 13:40	1
Dichlorodifluoromethane	ND		1.0		ug/L			09/30/25 13:40	1
Ethylbenzene	ND		1.0		ug/L			09/30/25 13:40	1
1,2-Dibromoethane	ND		1.0		ug/L			09/30/25 13:40	1
Isopropylbenzene	ND		1.0		ug/L			09/30/25 13:40	1
Methyl acetate	ND	F1 F2	2.5		ug/L			09/30/25 13:40	1
Methyl tert-butyl ether	ND		1.0		ug/L			09/30/25 13:40	1
Methylcyclohexane	ND		1.0		ug/L			09/30/25 13:40	1
Methylene Chloride	ND	F1	1.0		ug/L			09/30/25 13:40	1

Eurofins Buffalo

Client Sample Results

Client: Stantec Consulting Services Inc
 Project/Site: Carriage Factory – Annual Groundwater

Job ID: 480-232878-1

Client Sample ID: LI-B108MW-Annual2025

Lab Sample ID: 480-232878-2

Date Collected: 09/23/25 15:40

Matrix: Water

Date Received: 09/24/25 11:00

Method: SW846 8260C - Volatile Organic Compounds by GC/MS (Continued)

Analyte	Result	Qualifier	RL	MDL	Unit	D	Prepared	Analyzed	Dil Fac
Styrene	ND		1.0		ug/L			09/30/25 13:40	1
Tetrachloroethene	6.1	F1	1.0		ug/L			09/30/25 13:40	1
Toluene	ND		1.0		ug/L			09/30/25 13:40	1
trans-1,2-Dichloroethene	1.1		1.0		ug/L			09/30/25 13:40	1
trans-1,3-Dichloropropene	ND		1.0		ug/L			09/30/25 13:40	1
Trichloroethene	1.5		1.0		ug/L			09/30/25 13:40	1
Trichlorofluoromethane	ND		1.0		ug/L			09/30/25 13:40	1
Vinyl chloride	ND		1.0		ug/L			09/30/25 13:40	1
Xylenes, Total	ND		2.0		ug/L			09/30/25 13:40	1
Surrogate	%Recovery	Qualifier	Limits				Prepared	Analyzed	Dil Fac
<i>Toluene-d8 (Surr)</i>	102		80 - 120					09/30/25 13:40	1
<i>1,2-Dichloroethane-d4 (Surr)</i>	98		77 - 120					09/30/25 13:40	1
<i>4-Bromofluorobenzene (Surr)</i>	106		73 - 120					09/30/25 13:40	1
<i>Dibromofluoromethane (Surr)</i>	101		75 - 123					09/30/25 13:40	1

General Chemistry

Analyte	Result	Qualifier	RL	MDL	Unit	D	Prepared	Analyzed	Dil Fac
Total Organic Carbon (SM 5310C)	1.8		1.0		mg/L			09/25/25 15:09	1

Client Sample ID: LI-RW2-Annual2025

Lab Sample ID: 480-232878-3

Date Collected: 09/23/25 14:25

Matrix: Water

Date Received: 09/24/25 11:00

Method: SW846 8260C - Volatile Organic Compounds by GC/MS

Analyte	Result	Qualifier	RL	MDL	Unit	D	Prepared	Analyzed	Dil Fac
1,1,1-Trichloroethane	ND		1.0		ug/L			09/30/25 14:03	1
1,1,2,2-Tetrachloroethane	ND		1.0		ug/L			09/30/25 14:03	1
1,1,2-Trichloroethane	ND		1.0		ug/L			09/30/25 14:03	1
1,1,2-Trichloro-1,2,2-trifluoroethane	ND		1.0		ug/L			09/30/25 14:03	1
1,1-Dichloroethane	ND		1.0		ug/L			09/30/25 14:03	1
1,1-Dichloroethene	ND		1.0		ug/L			09/30/25 14:03	1
1,2,4-Trichlorobenzene	ND		1.0		ug/L			09/30/25 14:03	1
1,2-Dibromo-3-Chloropropane	ND		1.0		ug/L			09/30/25 14:03	1
1,2-Dichlorobenzene	ND		1.0		ug/L			09/30/25 14:03	1
1,2-Dichloroethane	ND		1.0		ug/L			09/30/25 14:03	1
1,2-Dichloropropane	ND		1.0		ug/L			09/30/25 14:03	1
1,3-Dichlorobenzene	ND		1.0		ug/L			09/30/25 14:03	1
1,4-Dichlorobenzene	ND		1.0		ug/L			09/30/25 14:03	1
2-Butanone (MEK)	ND		10		ug/L			09/30/25 14:03	1
2-Hexanone	ND		5.0		ug/L			09/30/25 14:03	1
4-Methyl-2-pentanone (MIBK)	ND		5.0		ug/L			09/30/25 14:03	1
Acetone	ND		10		ug/L			09/30/25 14:03	1
Benzene	ND		1.0		ug/L			09/30/25 14:03	1
Bromodichloromethane	ND		1.0		ug/L			09/30/25 14:03	1
Bromoform	ND		1.0		ug/L			09/30/25 14:03	1
Bromomethane	ND		1.0		ug/L			09/30/25 14:03	1
Carbon disulfide	ND		1.0		ug/L			09/30/25 14:03	1
Carbon tetrachloride	ND		1.0		ug/L			09/30/25 14:03	1
Chlorobenzene	ND		1.0		ug/L			09/30/25 14:03	1

Euromins Buffalo

Client Sample Results

Client: Stantec Consulting Services Inc
 Project/Site: Carriage Factory – Annual Groundwater

Job ID: 480-232878-1

Client Sample ID: LI-RW2-Annual2025

Lab Sample ID: 480-232878-3

Date Collected: 09/23/25 14:25

Matrix: Water

Date Received: 09/24/25 11:00

Method: SW846 8260C - Volatile Organic Compounds by GC/MS (Continued)

Analyte	Result	Qualifier	RL	MDL	Unit	D	Prepared	Analyzed	Dil Fac
Dibromochloromethane	ND		1.0		ug/L			09/30/25 14:03	1
Chloroethane	ND		1.0		ug/L			09/30/25 14:03	1
Chloroform	ND		1.0		ug/L			09/30/25 14:03	1
Chloromethane	ND		1.0		ug/L			09/30/25 14:03	1
cis-1,2-Dichloroethene	63		1.0		ug/L			09/30/25 14:03	1
cis-1,3-Dichloropropene	ND		1.0		ug/L			09/30/25 14:03	1
Cyclohexane	ND		1.0		ug/L			09/30/25 14:03	1
Dichlorodifluoromethane	ND		1.0		ug/L			09/30/25 14:03	1
Ethylbenzene	ND		1.0		ug/L			09/30/25 14:03	1
1,2-Dibromoethane	ND		1.0		ug/L			09/30/25 14:03	1
Isopropylbenzene	ND		1.0		ug/L			09/30/25 14:03	1
Methyl acetate	ND		2.5		ug/L			09/30/25 14:03	1
Methyl tert-butyl ether	1.2		1.0		ug/L			09/30/25 14:03	1
Methylcyclohexane	ND		1.0		ug/L			09/30/25 14:03	1
Methylene Chloride	ND		1.0		ug/L			09/30/25 14:03	1
Styrene	ND		1.0		ug/L			09/30/25 14:03	1
Tetrachloroethene	ND		1.0		ug/L			09/30/25 14:03	1
Toluene	ND		1.0		ug/L			09/30/25 14:03	1
trans-1,2-Dichloroethene	11		1.0		ug/L			09/30/25 14:03	1
trans-1,3-Dichloropropene	ND		1.0		ug/L			09/30/25 14:03	1
Trichloroethene	4.3		1.0		ug/L			09/30/25 14:03	1
Trichlorofluoromethane	ND		1.0		ug/L			09/30/25 14:03	1
Vinyl chloride	2.6		1.0		ug/L			09/30/25 14:03	1
Xylenes, Total	ND		2.0		ug/L			09/30/25 14:03	1

Surrogate	%Recovery	Qualifier	Limits	Prepared	Analyzed	Dil Fac
<i>Toluene-d8 (Surr)</i>	103		80 - 120		09/30/25 14:03	1
<i>1,2-Dichloroethane-d4 (Surr)</i>	99		77 - 120		09/30/25 14:03	1
<i>4-Bromofluorobenzene (Surr)</i>	106		73 - 120		09/30/25 14:03	1
<i>Dibromofluoromethane (Surr)</i>	104		75 - 123		09/30/25 14:03	1

General Chemistry

Analyte	Result	Qualifier	RL	MDL	Unit	D	Prepared	Analyzed	Dil Fac
Total Organic Carbon (SM 5310C)	3.3		1.0		mg/L			09/25/25 16:32	1

Client Sample ID: LI-RW6-Annual2025

Lab Sample ID: 480-232878-4

Date Collected: 09/23/25 12:55

Matrix: Water

Date Received: 09/24/25 11:00

Method: SW846 8260C - Volatile Organic Compounds by GC/MS

Analyte	Result	Qualifier	RL	MDL	Unit	D	Prepared	Analyzed	Dil Fac
1,1,1-Trichloroethane	ND		1.0		ug/L			09/30/25 14:25	1
1,1,2,2-Tetrachloroethane	ND		1.0		ug/L			09/30/25 14:25	1
1,1,2-Trichloroethane	ND		1.0		ug/L			09/30/25 14:25	1
1,1,2-Trichloro-1,2,2-trifluoroethane	ND		1.0		ug/L			09/30/25 14:25	1
1,1-Dichloroethane	ND		1.0		ug/L			09/30/25 14:25	1
1,1-Dichloroethene	ND		1.0		ug/L			09/30/25 14:25	1
1,2,4-Trichlorobenzene	ND		1.0		ug/L			09/30/25 14:25	1
1,2-Dibromo-3-Chloropropane	ND		1.0		ug/L			09/30/25 14:25	1
1,2-Dichlorobenzene	ND		1.0		ug/L			09/30/25 14:25	1

Euromins Buffalo

Client Sample Results

Client: Stantec Consulting Services Inc
 Project/Site: Carriage Factory – Annual Groundwater

Job ID: 480-232878-1

Client Sample ID: LI-RW6-Annual2025

Lab Sample ID: 480-232878-4

Date Collected: 09/23/25 12:55

Matrix: Water

Date Received: 09/24/25 11:00

Method: SW846 8260C - Volatile Organic Compounds by GC/MS (Continued)

Analyte	Result	Qualifier	RL	MDL	Unit	D	Prepared	Analyzed	Dil Fac
1,2-Dichloroethane	ND		1.0		ug/L			09/30/25 14:25	1
1,2-Dichloropropane	ND		1.0		ug/L			09/30/25 14:25	1
1,3-Dichlorobenzene	ND		1.0		ug/L			09/30/25 14:25	1
1,4-Dichlorobenzene	ND		1.0		ug/L			09/30/25 14:25	1
2-Butanone (MEK)	ND		10		ug/L			09/30/25 14:25	1
2-Hexanone	ND		5.0		ug/L			09/30/25 14:25	1
4-Methyl-2-pentanone (MIBK)	ND		5.0		ug/L			09/30/25 14:25	1
Acetone	ND		10		ug/L			09/30/25 14:25	1
Benzene	ND		1.0		ug/L			09/30/25 14:25	1
Bromodichloromethane	ND		1.0		ug/L			09/30/25 14:25	1
Bromoform	ND		1.0		ug/L			09/30/25 14:25	1
Bromomethane	ND		1.0		ug/L			09/30/25 14:25	1
Carbon disulfide	ND		1.0		ug/L			09/30/25 14:25	1
Carbon tetrachloride	ND		1.0		ug/L			09/30/25 14:25	1
Chlorobenzene	ND		1.0		ug/L			09/30/25 14:25	1
Dibromochloromethane	ND		1.0		ug/L			09/30/25 14:25	1
Chloroethane	ND		1.0		ug/L			09/30/25 14:25	1
Chloroform	ND		1.0		ug/L			09/30/25 14:25	1
Chloromethane	ND		1.0		ug/L			09/30/25 14:25	1
cis-1,2-Dichloroethene	18		1.0		ug/L			09/30/25 14:25	1
cis-1,3-Dichloropropene	ND		1.0		ug/L			09/30/25 14:25	1
Cyclohexane	ND		1.0		ug/L			09/30/25 14:25	1
Dichlorodifluoromethane	ND		1.0		ug/L			09/30/25 14:25	1
Ethylbenzene	ND		1.0		ug/L			09/30/25 14:25	1
1,2-Dibromoethane	ND		1.0		ug/L			09/30/25 14:25	1
Isopropylbenzene	ND		1.0		ug/L			09/30/25 14:25	1
Methyl acetate	ND		2.5		ug/L			09/30/25 14:25	1
Methyl tert-butyl ether	ND		1.0		ug/L			09/30/25 14:25	1
Methylcyclohexane	ND		1.0		ug/L			09/30/25 14:25	1
Methylene Chloride	ND		1.0		ug/L			09/30/25 14:25	1
Styrene	ND		1.0		ug/L			09/30/25 14:25	1
Tetrachloroethene	12		1.0		ug/L			09/30/25 14:25	1
Toluene	ND		1.0		ug/L			09/30/25 14:25	1
trans-1,2-Dichloroethene	ND		1.0		ug/L			09/30/25 14:25	1
trans-1,3-Dichloropropene	ND		1.0		ug/L			09/30/25 14:25	1
Trichloroethene	2.6		1.0		ug/L			09/30/25 14:25	1
Trichlorofluoromethane	ND		1.0		ug/L			09/30/25 14:25	1
Vinyl chloride	1.6		1.0		ug/L			09/30/25 14:25	1
Xylenes, Total	ND		2.0		ug/L			09/30/25 14:25	1

Surrogate	%Recovery	Qualifier	Limits	Prepared	Analyzed	Dil Fac
Toluene-d8 (Surr)	101		80 - 120		09/30/25 14:25	1
1,2-Dichloroethane-d4 (Surr)	98		77 - 120		09/30/25 14:25	1
4-Bromofluorobenzene (Surr)	104		73 - 120		09/30/25 14:25	1
Dibromofluoromethane (Surr)	102		75 - 123		09/30/25 14:25	1

General Chemistry

Analyte	Result	Qualifier	RL	MDL	Unit	D	Prepared	Analyzed	Dil Fac
Total Organic Carbon (SM 5310C)	2.0		1.0		mg/L			09/25/25 17:27	1

Eurofins Buffalo

Client Sample Results

Client: Stantec Consulting Services Inc
 Project/Site: Carriage Factory – Annual Groundwater

Job ID: 480-232878-1

Client Sample ID: LI-FD-Annual2025

Lab Sample ID: 480-232878-5

Date Collected: 09/23/25 00:00

Matrix: Water

Date Received: 09/24/25 11:00

Method: SW846 8260C - Volatile Organic Compounds by GC/MS

Analyte	Result	Qualifier	RL	MDL	Unit	D	Prepared	Analyzed	Dil Fac
1,1,1-Trichloroethane	ND		1.0		ug/L			09/30/25 14:48	1
1,1,1,2-Tetrachloroethane	ND		1.0		ug/L			09/30/25 14:48	1
1,1,2-Trichloroethane	ND		1.0		ug/L			09/30/25 14:48	1
1,1,2-Trichloro-1,2,2-trifluoroethane	ND		1.0		ug/L			09/30/25 14:48	1
1,1-Dichloroethane	ND		1.0		ug/L			09/30/25 14:48	1
1,1-Dichloroethene	ND		1.0		ug/L			09/30/25 14:48	1
1,2,4-Trichlorobenzene	ND		1.0		ug/L			09/30/25 14:48	1
1,2-Dibromo-3-Chloropropane	ND		1.0		ug/L			09/30/25 14:48	1
1,2-Dichlorobenzene	ND		1.0		ug/L			09/30/25 14:48	1
1,2-Dichloroethane	ND		1.0		ug/L			09/30/25 14:48	1
1,2-Dichloropropane	ND		1.0		ug/L			09/30/25 14:48	1
1,3-Dichlorobenzene	ND		1.0		ug/L			09/30/25 14:48	1
1,4-Dichlorobenzene	ND		1.0		ug/L			09/30/25 14:48	1
2-Butanone (MEK)	ND		10		ug/L			09/30/25 14:48	1
2-Hexanone	ND		5.0		ug/L			09/30/25 14:48	1
4-Methyl-2-pentanone (MIBK)	ND		5.0		ug/L			09/30/25 14:48	1
Acetone	ND		10		ug/L			09/30/25 14:48	1
Benzene	ND		1.0		ug/L			09/30/25 14:48	1
Bromodichloromethane	ND		1.0		ug/L			09/30/25 14:48	1
Bromoform	ND		1.0		ug/L			09/30/25 14:48	1
Bromomethane	ND		1.0		ug/L			09/30/25 14:48	1
Carbon disulfide	ND		1.0		ug/L			09/30/25 14:48	1
Carbon tetrachloride	ND		1.0		ug/L			09/30/25 14:48	1
Chlorobenzene	ND		1.0		ug/L			09/30/25 14:48	1
Dibromochloromethane	ND		1.0		ug/L			09/30/25 14:48	1
Chloroethane	ND		1.0		ug/L			09/30/25 14:48	1
Chloroform	ND		1.0		ug/L			09/30/25 14:48	1
Chloromethane	ND		1.0		ug/L			09/30/25 14:48	1
cis-1,2-Dichloroethene	19		1.0		ug/L			09/30/25 14:48	1
cis-1,3-Dichloropropene	ND		1.0		ug/L			09/30/25 14:48	1
Cyclohexane	ND		1.0		ug/L			09/30/25 14:48	1
Dichlorodifluoromethane	ND		1.0		ug/L			09/30/25 14:48	1
Ethylbenzene	ND		1.0		ug/L			09/30/25 14:48	1
1,2-Dibromoethane	ND		1.0		ug/L			09/30/25 14:48	1
Isopropylbenzene	ND		1.0		ug/L			09/30/25 14:48	1
Methyl acetate	ND		2.5		ug/L			09/30/25 14:48	1
Methyl tert-butyl ether	ND		1.0		ug/L			09/30/25 14:48	1
Methylcyclohexane	ND		1.0		ug/L			09/30/25 14:48	1
Methylene Chloride	ND		1.0		ug/L			09/30/25 14:48	1
Styrene	ND		1.0		ug/L			09/30/25 14:48	1
Tetrachloroethene	12		1.0		ug/L			09/30/25 14:48	1
Toluene	ND		1.0		ug/L			09/30/25 14:48	1
trans-1,2-Dichloroethene	ND		1.0		ug/L			09/30/25 14:48	1
trans-1,3-Dichloropropene	ND		1.0		ug/L			09/30/25 14:48	1
Trichloroethene	2.6		1.0		ug/L			09/30/25 14:48	1
Trichlorofluoromethane	ND		1.0		ug/L			09/30/25 14:48	1
Vinyl chloride	1.8		1.0		ug/L			09/30/25 14:48	1
Xylenes, Total	ND		2.0		ug/L			09/30/25 14:48	1

Client Sample Results

Client: Stantec Consulting Services Inc
 Project/Site: Carriage Factory – Annual Groundwater

Job ID: 480-232878-1

Client Sample ID: LI-FD-Annual2025

Lab Sample ID: 480-232878-5

Date Collected: 09/23/25 00:00

Matrix: Water

Date Received: 09/24/25 11:00

Surrogate	%Recovery	Qualifier	Limits	Prepared	Analyzed	Dil Fac
Toluene-d8 (Surr)	101		80 - 120		09/30/25 14:48	1
1,2-Dichloroethane-d4 (Surr)	100		77 - 120		09/30/25 14:48	1
4-Bromofluorobenzene (Surr)	107		73 - 120		09/30/25 14:48	1
Dibromofluoromethane (Surr)	103		75 - 123		09/30/25 14:48	1

General Chemistry

Analyte	Result	Qualifier	RL	MDL	Unit	D	Prepared	Analyzed	Dil Fac
Total Organic Carbon (SM 5310C)	2.0		1.0		mg/L			09/25/25 17:55	1

Client Sample ID: LI-RW5R-Annual2025

Lab Sample ID: 480-232878-6

Date Collected: 09/23/25 11:40

Matrix: Water

Date Received: 09/24/25 11:00

Method: SW846 8260C - Volatile Organic Compounds by GC/MS

Analyte	Result	Qualifier	RL	MDL	Unit	D	Prepared	Analyzed	Dil Fac
1,1,1-Trichloroethane	ND		2.0		ug/L			09/30/25 15:10	2
1,1,1,2-Tetrachloroethane	ND		2.0		ug/L			09/30/25 15:10	2
1,1,2-Trichloroethane	ND		2.0		ug/L			09/30/25 15:10	2
1,1,2-Trichloro-1,2,2-trifluoroethane	ND		2.0		ug/L			09/30/25 15:10	2
1,1-Dichloroethane	ND		2.0		ug/L			09/30/25 15:10	2
1,1-Dichloroethene	ND		2.0		ug/L			09/30/25 15:10	2
1,2,4-Trichlorobenzene	ND		2.0		ug/L			09/30/25 15:10	2
1,2-Dibromo-3-Chloropropane	ND		2.0		ug/L			09/30/25 15:10	2
1,2-Dichlorobenzene	ND		2.0		ug/L			09/30/25 15:10	2
1,2-Dichloroethane	ND		2.0		ug/L			09/30/25 15:10	2
1,2-Dichloropropane	ND		2.0		ug/L			09/30/25 15:10	2
1,3-Dichlorobenzene	ND		2.0		ug/L			09/30/25 15:10	2
1,4-Dichlorobenzene	ND		2.0		ug/L			09/30/25 15:10	2
2-Butanone (MEK)	ND		20		ug/L			09/30/25 15:10	2
2-Hexanone	ND		10		ug/L			09/30/25 15:10	2
4-Methyl-2-pentanone (MIBK)	ND		10		ug/L			09/30/25 15:10	2
Acetone	ND		20		ug/L			09/30/25 15:10	2
Benzene	2.4		2.0		ug/L			09/30/25 15:10	2
Bromodichloromethane	ND		2.0		ug/L			09/30/25 15:10	2
Bromoform	ND		2.0		ug/L			09/30/25 15:10	2
Bromomethane	ND		2.0		ug/L			09/30/25 15:10	2
Carbon disulfide	ND		2.0		ug/L			09/30/25 15:10	2
Carbon tetrachloride	ND		2.0		ug/L			09/30/25 15:10	2
Chlorobenzene	ND		2.0		ug/L			09/30/25 15:10	2
Dibromochloromethane	ND		2.0		ug/L			09/30/25 15:10	2
Chloroethane	ND		2.0		ug/L			09/30/25 15:10	2
Chloroform	ND		2.0		ug/L			09/30/25 15:10	2
Chloromethane	ND		2.0		ug/L			09/30/25 15:10	2
cis-1,2-Dichloroethene	110		2.0		ug/L			09/30/25 15:10	2
cis-1,3-Dichloropropene	ND		2.0		ug/L			09/30/25 15:10	2
Cyclohexane	ND		2.0		ug/L			09/30/25 15:10	2
Dichlorodifluoromethane	ND		2.0		ug/L			09/30/25 15:10	2
Ethylbenzene	ND		2.0		ug/L			09/30/25 15:10	2
1,2-Dibromoethane	ND		2.0		ug/L			09/30/25 15:10	2
Isopropylbenzene	ND		2.0		ug/L			09/30/25 15:10	2
Methyl acetate	ND		5.0		ug/L			09/30/25 15:10	2

Eurofins Buffalo

Client Sample Results

Client: Stantec Consulting Services Inc
 Project/Site: Carriage Factory – Annual Groundwater

Job ID: 480-232878-1

Client Sample ID: LI-RW5R-Annual2025

Lab Sample ID: 480-232878-6

Date Collected: 09/23/25 11:40

Matrix: Water

Date Received: 09/24/25 11:00

Method: SW846 8260C - Volatile Organic Compounds by GC/MS (Continued)

Analyte	Result	Qualifier	RL	MDL	Unit	D	Prepared	Analyzed	Dil Fac
Methyl tert-butyl ether	ND		2.0		ug/L			09/30/25 15:10	2
Methylcyclohexane	ND		2.0		ug/L			09/30/25 15:10	2
Methylene Chloride	ND		2.0		ug/L			09/30/25 15:10	2
Styrene	ND		2.0		ug/L			09/30/25 15:10	2
Tetrachloroethene	29		2.0		ug/L			09/30/25 15:10	2
Toluene	ND		2.0		ug/L			09/30/25 15:10	2
trans-1,2-Dichloroethene	ND		2.0		ug/L			09/30/25 15:10	2
trans-1,3-Dichloropropene	ND		2.0		ug/L			09/30/25 15:10	2
Trichloroethene	42		2.0		ug/L			09/30/25 15:10	2
Trichlorofluoromethane	ND		2.0		ug/L			09/30/25 15:10	2
Vinyl chloride	18		2.0		ug/L			09/30/25 15:10	2
Xylenes, Total	ND		4.0		ug/L			09/30/25 15:10	2

Surrogate	%Recovery	Qualifier	Limits	Prepared	Analyzed	Dil Fac
Toluene-d8 (Surr)	103		80 - 120		09/30/25 15:10	2
1,2-Dichloroethane-d4 (Surr)	101		77 - 120		09/30/25 15:10	2
4-Bromofluorobenzene (Surr)	107		73 - 120		09/30/25 15:10	2
Dibromofluoromethane (Surr)	103		75 - 123		09/30/25 15:10	2

General Chemistry

Analyte	Result	Qualifier	RL	MDL	Unit	D	Prepared	Analyzed	Dil Fac
Total Organic Carbon (SM 5310C)	4.3		1.0		mg/L			09/25/25 18:22	1

Surrogate Summary

Client: Stantec Consulting Services Inc
 Project/Site: Carriage Factory – Annual Groundwater

Job ID: 480-232878-1

Method: 8260C - Volatile Organic Compounds by GC/MS

Matrix: Water

Prep Type: Total/NA

Lab Sample ID	Client Sample ID	Percent Surrogate Recovery (Acceptance Limits)			
		TOL (80-120)	DCA (77-120)	BFB (73-120)	DBFM (75-123)
480-232878-1	TRIPBLANK	103	101	99	97
480-232878-2	LI-B108MW-Annual2025	102	98	106	101
480-232878-2 MS	LI-B108MW-Annual2025	104	103	109	113
480-232878-2 MSD	LI-B108MW-Annual2025	105	104	109	112
480-232878-3	LI-RW2-Annual2025	103	99	106	104
480-232878-4	LI-RW6-Annual2025	101	98	104	102
480-232878-5	LI-FD-Annual2025	101	100	107	103
480-232878-6	LI-RW5R-Annual2025	103	101	107	103
LCS 480-758113/6	Lab Control Sample	101	97	98	91
LCS 480-758375/6	Lab Control Sample	101	101	100	105
MB 480-758113/8	Method Blank	100	97	100	94
MB 480-758375/8	Method Blank	102	100	107	103

Surrogate Legend

- TOL = Toluene-d8 (Surr)
- DCA = 1,2-Dichloroethane-d4 (Surr)
- BFB = 4-Bromofluorobenzene (Surr)
- DBFM = Dibromofluoromethane (Surr)

QC Sample Results

Client: Stantec Consulting Services Inc
 Project/Site: Carriage Factory – Annual Groundwater

Job ID: 480-232878-1

Method: 8260C - Volatile Organic Compounds by GC/MS

Lab Sample ID: MB 480-758113/8
Matrix: Water
Analysis Batch: 758113

Client Sample ID: Method Blank
Prep Type: Total/NA

Analyte	MB Result	MB Qualifier	RL	MDL	Unit	D	Prepared	Analyzed	Dil Fac
1,1,1-Trichloroethane	ND		1.0		ug/L			09/26/25 13:09	1
1,1,1,2-Tetrachloroethane	ND		1.0		ug/L			09/26/25 13:09	1
1,1,2-Trichloroethane	ND		1.0		ug/L			09/26/25 13:09	1
1,1,2-Trichloro-1,2,2-trifluoroethane	ND		1.0		ug/L			09/26/25 13:09	1
1,1-Dichloroethane	ND		1.0		ug/L			09/26/25 13:09	1
1,1-Dichloroethene	ND		1.0		ug/L			09/26/25 13:09	1
1,2,4-Trichlorobenzene	ND		1.0		ug/L			09/26/25 13:09	1
1,2-Dibromo-3-Chloropropane	ND		1.0		ug/L			09/26/25 13:09	1
1,2-Dichlorobenzene	ND		1.0		ug/L			09/26/25 13:09	1
1,2-Dichloroethane	ND		1.0		ug/L			09/26/25 13:09	1
1,2-Dichloropropane	ND		1.0		ug/L			09/26/25 13:09	1
1,3-Dichlorobenzene	ND		1.0		ug/L			09/26/25 13:09	1
1,4-Dichlorobenzene	ND		1.0		ug/L			09/26/25 13:09	1
2-Butanone (MEK)	ND		10		ug/L			09/26/25 13:09	1
2-Hexanone	ND		5.0		ug/L			09/26/25 13:09	1
4-Methyl-2-pentanone (MIBK)	ND		5.0		ug/L			09/26/25 13:09	1
Acetone	ND		10		ug/L			09/26/25 13:09	1
Benzene	ND		1.0		ug/L			09/26/25 13:09	1
Bromodichloromethane	ND		1.0		ug/L			09/26/25 13:09	1
Bromoform	ND		1.0		ug/L			09/26/25 13:09	1
Bromomethane	ND		1.0		ug/L			09/26/25 13:09	1
Carbon disulfide	ND		1.0		ug/L			09/26/25 13:09	1
Carbon tetrachloride	ND		1.0		ug/L			09/26/25 13:09	1
Chlorobenzene	ND		1.0		ug/L			09/26/25 13:09	1
Dibromochloromethane	ND		1.0		ug/L			09/26/25 13:09	1
Chloroethane	ND		1.0		ug/L			09/26/25 13:09	1
Chloroform	ND		1.0		ug/L			09/26/25 13:09	1
Chloromethane	ND		1.0		ug/L			09/26/25 13:09	1
cis-1,2-Dichloroethene	ND		1.0		ug/L			09/26/25 13:09	1
cis-1,3-Dichloropropene	ND		1.0		ug/L			09/26/25 13:09	1
Cyclohexane	ND		1.0		ug/L			09/26/25 13:09	1
Dichlorodifluoromethane	ND		1.0		ug/L			09/26/25 13:09	1
Ethylbenzene	ND		1.0		ug/L			09/26/25 13:09	1
1,2-Dibromoethane	ND		1.0		ug/L			09/26/25 13:09	1
Isopropylbenzene	ND		1.0		ug/L			09/26/25 13:09	1
Methyl acetate	ND		2.5		ug/L			09/26/25 13:09	1
Methyl tert-butyl ether	ND		1.0		ug/L			09/26/25 13:09	1
Methylcyclohexane	ND		1.0		ug/L			09/26/25 13:09	1
Methylene Chloride	ND		1.0		ug/L			09/26/25 13:09	1
Styrene	ND		1.0		ug/L			09/26/25 13:09	1
Tetrachloroethene	ND		1.0		ug/L			09/26/25 13:09	1
Toluene	ND		1.0		ug/L			09/26/25 13:09	1
trans-1,2-Dichloroethene	ND		1.0		ug/L			09/26/25 13:09	1
trans-1,3-Dichloropropene	ND		1.0		ug/L			09/26/25 13:09	1
Trichloroethene	ND		1.0		ug/L			09/26/25 13:09	1
Trichlorofluoromethane	ND		1.0		ug/L			09/26/25 13:09	1
Vinyl chloride	ND		1.0		ug/L			09/26/25 13:09	1
Xylenes, Total	ND		2.0		ug/L			09/26/25 13:09	1

Eurofins Buffalo

QC Sample Results

Client: Stantec Consulting Services Inc
 Project/Site: Carriage Factory – Annual Groundwater

Job ID: 480-232878-1

Method: 8260C - Volatile Organic Compounds by GC/MS (Continued)

Lab Sample ID: MB 480-758113/8
Matrix: Water
Analysis Batch: 758113

Client Sample ID: Method Blank
Prep Type: Total/NA

Surrogate	MB %Recovery	MB Qualifier	Limits	Prepared	Analyzed	Dil Fac
Toluene-d8 (Surr)	100		80 - 120		09/26/25 13:09	1
1,2-Dichloroethane-d4 (Surr)	97		77 - 120		09/26/25 13:09	1
4-Bromofluorobenzene (Surr)	100		73 - 120		09/26/25 13:09	1
Dibromofluoromethane (Surr)	94		75 - 123		09/26/25 13:09	1

Lab Sample ID: LCS 480-758113/6
Matrix: Water
Analysis Batch: 758113

Client Sample ID: Lab Control Sample
Prep Type: Total/NA

Analyte	Spike Added	LCS Result	LCS Qualifier	Unit	D	%Rec	%Rec Limits
1,1,1-Trichloroethane	25.0	24.3		ug/L		97	73 - 126
1,1,1,2-Tetrachloroethane	25.0	25.7		ug/L		103	76 - 120
1,1,1,2-Trichloroethane	25.0	27.0		ug/L		108	76 - 122
1,1,1,2-Trichloro-1,2,2-trifluoroethane	25.0	21.9		ug/L		87	61 - 148
1,1-Dichloroethane	25.0	23.0		ug/L		92	77 - 120
1,1-Dichloroethene	25.0	21.9		ug/L		88	66 - 127
1,2,4-Trichlorobenzene	25.0	24.3		ug/L		97	79 - 122
1,2-Dibromo-3-Chloropropane	25.0	23.5		ug/L		94	56 - 134
1,2-Dichlorobenzene	25.0	24.7		ug/L		99	80 - 124
1,2-Dichloroethane	25.0	25.6		ug/L		103	75 - 120
1,2-Dichloropropane	25.0	26.3		ug/L		105	76 - 120
1,3-Dichlorobenzene	25.0	25.8		ug/L		103	77 - 120
1,4-Dichlorobenzene	25.0	25.6		ug/L		102	80 - 120
2-Butanone (MEK)	125	130		ug/L		104	57 - 140
2-Hexanone	125	125		ug/L		100	65 - 127
4-Methyl-2-pentanone (MIBK)	125	124		ug/L		99	71 - 125
Acetone	125	106		ug/L		84	56 - 142
Benzene	25.0	25.2		ug/L		101	71 - 124
Bromodichloromethane	25.0	25.4		ug/L		102	80 - 122
Bromoform	25.0	26.6		ug/L		107	61 - 132
Bromomethane	25.0	19.9		ug/L		80	55 - 144
Carbon disulfide	25.0	23.1		ug/L		92	59 - 134
Carbon tetrachloride	25.0	23.5		ug/L		94	72 - 134
Chlorobenzene	25.0	26.7		ug/L		107	80 - 120
Dibromochloromethane	25.0	26.6		ug/L		107	75 - 125
Chloroethane	25.0	19.6		ug/L		78	69 - 136
Chloroform	25.0	21.3		ug/L		85	73 - 127
Chloromethane	25.0	20.4		ug/L		82	68 - 124
cis-1,2-Dichloroethene	25.0	22.8		ug/L		91	74 - 124
cis-1,3-Dichloropropene	25.0	25.2		ug/L		101	74 - 124
Cyclohexane	25.0	23.2		ug/L		93	59 - 135
Dichlorodifluoromethane	25.0	21.9		ug/L		88	59 - 135
Ethylbenzene	25.0	26.7		ug/L		107	77 - 123
1,2-Dibromoethane	25.0	27.7		ug/L		111	77 - 120
Isopropylbenzene	25.0	26.7		ug/L		107	77 - 122
Methyl acetate	50.0	44.9		ug/L		90	74 - 133
Methyl tert-butyl ether	25.0	23.1		ug/L		93	77 - 120
Methylcyclohexane	25.0	22.9		ug/L		92	68 - 134

Eurofins Buffalo

QC Sample Results

Client: Stantec Consulting Services Inc
 Project/Site: Carriage Factory – Annual Groundwater

Job ID: 480-232878-1

Method: 8260C - Volatile Organic Compounds by GC/MS (Continued)

Lab Sample ID: LCS 480-758113/6
Matrix: Water
Analysis Batch: 758113

Client Sample ID: Lab Control Sample
Prep Type: Total/NA

Analyte	Spike Added	LCS Result	LCS Qualifier	Unit	D	%Rec	%Rec Limits
Methylene Chloride	25.0	22.9		ug/L		92	75 - 124
Styrene	25.0	26.5		ug/L		106	80 - 120
Tetrachloroethene	25.0	26.9		ug/L		108	74 - 122
Toluene	25.0	26.6		ug/L		106	80 - 122
trans-1,2-Dichloroethene	25.0	21.8		ug/L		87	73 - 127
trans-1,3-Dichloropropene	25.0	29.1		ug/L		116	80 - 120
Trichloroethene	25.0	24.9		ug/L		100	74 - 123
Trichlorofluoromethane	25.0	21.8		ug/L		87	62 - 150
Vinyl chloride	25.0	21.7		ug/L		87	65 - 133

Surrogate	LCS %Recovery	LCS Qualifier	Limits
Toluene-d8 (Surr)	101		80 - 120
1,2-Dichloroethane-d4 (Surr)	97		77 - 120
4-Bromofluorobenzene (Surr)	98		73 - 120
Dibromofluoromethane (Surr)	91		75 - 123

Lab Sample ID: MB 480-758375/8
Matrix: Water
Analysis Batch: 758375

Client Sample ID: Method Blank
Prep Type: Total/NA

Analyte	MB Result	MB Qualifier	RL	MDL	Unit	D	Prepared	Analyzed	Dil Fac
1,1,1-Trichloroethane	ND		1.0		ug/L			09/30/25 13:18	1
1,1,2,2-Tetrachloroethane	ND		1.0		ug/L			09/30/25 13:18	1
1,1,2-Trichloroethane	ND		1.0		ug/L			09/30/25 13:18	1
1,1,2-Trichloro-1,2,2-trifluoroethane	ND		1.0		ug/L			09/30/25 13:18	1
1,1-Dichloroethane	ND		1.0		ug/L			09/30/25 13:18	1
1,1-Dichloroethene	ND		1.0		ug/L			09/30/25 13:18	1
1,2,4-Trichlorobenzene	ND		1.0		ug/L			09/30/25 13:18	1
1,2-Dibromo-3-Chloropropane	ND		1.0		ug/L			09/30/25 13:18	1
1,2-Dichlorobenzene	ND		1.0		ug/L			09/30/25 13:18	1
1,2-Dichloroethane	ND		1.0		ug/L			09/30/25 13:18	1
1,2-Dichloropropane	ND		1.0		ug/L			09/30/25 13:18	1
1,3-Dichlorobenzene	ND		1.0		ug/L			09/30/25 13:18	1
1,4-Dichlorobenzene	ND		1.0		ug/L			09/30/25 13:18	1
2-Butanone (MEK)	ND		10		ug/L			09/30/25 13:18	1
2-Hexanone	ND		5.0		ug/L			09/30/25 13:18	1
4-Methyl-2-pentanone (MIBK)	ND		5.0		ug/L			09/30/25 13:18	1
Acetone	ND		10		ug/L			09/30/25 13:18	1
Benzene	ND		1.0		ug/L			09/30/25 13:18	1
Bromodichloromethane	ND		1.0		ug/L			09/30/25 13:18	1
Bromoform	ND		1.0		ug/L			09/30/25 13:18	1
Bromomethane	ND		1.0		ug/L			09/30/25 13:18	1
Carbon disulfide	ND		1.0		ug/L			09/30/25 13:18	1
Carbon tetrachloride	ND		1.0		ug/L			09/30/25 13:18	1
Chlorobenzene	ND		1.0		ug/L			09/30/25 13:18	1
Dibromochloromethane	ND		1.0		ug/L			09/30/25 13:18	1
Chloroethane	ND		1.0		ug/L			09/30/25 13:18	1
Chloroform	ND		1.0		ug/L			09/30/25 13:18	1

Eurofins Buffalo

QC Sample Results

Client: Stantec Consulting Services Inc
 Project/Site: Carriage Factory – Annual Groundwater

Job ID: 480-232878-1

Method: 8260C - Volatile Organic Compounds by GC/MS (Continued)

Lab Sample ID: MB 480-758375/8
Matrix: Water
Analysis Batch: 758375

Client Sample ID: Method Blank
Prep Type: Total/NA

Analyte	MB Result	MB Qualifier	RL	MDL	Unit	D	Prepared	Analyzed	Dil Fac
Chloromethane	ND		1.0		ug/L			09/30/25 13:18	1
cis-1,2-Dichloroethene	ND		1.0		ug/L			09/30/25 13:18	1
cis-1,3-Dichloropropene	ND		1.0		ug/L			09/30/25 13:18	1
Cyclohexane	ND		1.0		ug/L			09/30/25 13:18	1
Dichlorodifluoromethane	ND		1.0		ug/L			09/30/25 13:18	1
Ethylbenzene	ND		1.0		ug/L			09/30/25 13:18	1
1,2-Dibromoethane	ND		1.0		ug/L			09/30/25 13:18	1
Isopropylbenzene	ND		1.0		ug/L			09/30/25 13:18	1
Methyl acetate	ND		2.5		ug/L			09/30/25 13:18	1
Methyl tert-butyl ether	ND		1.0		ug/L			09/30/25 13:18	1
Methylcyclohexane	ND		1.0		ug/L			09/30/25 13:18	1
Methylene Chloride	ND		1.0		ug/L			09/30/25 13:18	1
Styrene	ND		1.0		ug/L			09/30/25 13:18	1
Tetrachloroethene	ND		1.0		ug/L			09/30/25 13:18	1
Toluene	ND		1.0		ug/L			09/30/25 13:18	1
trans-1,2-Dichloroethene	ND		1.0		ug/L			09/30/25 13:18	1
trans-1,3-Dichloropropene	ND		1.0		ug/L			09/30/25 13:18	1
Trichloroethene	ND		1.0		ug/L			09/30/25 13:18	1
Trichlorofluoromethane	ND		1.0		ug/L			09/30/25 13:18	1
Vinyl chloride	ND		1.0		ug/L			09/30/25 13:18	1
Xylenes, Total	ND		2.0		ug/L			09/30/25 13:18	1

Surrogate	MB %Recovery	MB Qualifier	Limits	Prepared	Analyzed	Dil Fac
Toluene-d8 (Surr)	102		80 - 120		09/30/25 13:18	1
1,2-Dichloroethane-d4 (Surr)	100		77 - 120		09/30/25 13:18	1
4-Bromofluorobenzene (Surr)	107		73 - 120		09/30/25 13:18	1
Dibromofluoromethane (Surr)	103		75 - 123		09/30/25 13:18	1

Lab Sample ID: LCS 480-758375/6
Matrix: Water
Analysis Batch: 758375

Client Sample ID: Lab Control Sample
Prep Type: Total/NA

Analyte	Spike Added	LCS Result	LCS Qualifier	Unit	D	%Rec	%Rec Limits
1,1,1-Trichloroethane	25.0	26.9		ug/L		107	73 - 126
1,1,2,2-Tetrachloroethane	25.0	23.1		ug/L		93	76 - 120
1,1,2-Trichloroethane	25.0	22.7		ug/L		91	76 - 122
1,1,2-Trichloro-1,2,2-trifluoroethane	25.0	29.2		ug/L		117	61 - 148
1,1-Dichloroethane	25.0	25.8		ug/L		103	77 - 120
1,1-Dichloroethene	25.0	27.5		ug/L		110	66 - 127
1,2,4-Trichlorobenzene	25.0	25.3		ug/L		101	79 - 122
1,2-Dibromo-3-Chloropropane	25.0	22.2		ug/L		89	56 - 134
1,2-Dichlorobenzene	25.0	23.9		ug/L		96	80 - 124
1,2-Dichloroethane	25.0	25.3		ug/L		101	75 - 120
1,2-Dichloropropane	25.0	24.9		ug/L		100	76 - 120
1,3-Dichlorobenzene	25.0	25.2		ug/L		101	77 - 120
1,4-Dichlorobenzene	25.0	24.9		ug/L		99	80 - 120
2-Butanone (MEK)	125	117		ug/L		93	57 - 140
2-Hexanone	125	101		ug/L		81	65 - 127

Eurofins Buffalo

QC Sample Results

Client: Stantec Consulting Services Inc
 Project/Site: Carriage Factory – Annual Groundwater

Job ID: 480-232878-1

Method: 8260C - Volatile Organic Compounds by GC/MS (Continued)

Lab Sample ID: LCS 480-758375/6
Matrix: Water
Analysis Batch: 758375

Client Sample ID: Lab Control Sample
Prep Type: Total/NA

Analyte	Spike Added	LCS Result	LCS Qualifier	Unit	D	%Rec	%Rec Limits
4-Methyl-2-pentanone (MIBK)	125	108		ug/L		86	71 - 125
Acetone	125	111		ug/L		89	56 - 142
Benzene	25.0	25.8		ug/L		103	71 - 124
Bromodichloromethane	25.0	25.7		ug/L		103	80 - 122
Bromoform	25.0	24.4		ug/L		98	61 - 132
Bromomethane	25.0	26.2		ug/L		105	55 - 144
Carbon disulfide	25.0	26.8		ug/L		107	59 - 134
Carbon tetrachloride	25.0	26.6		ug/L		106	72 - 134
Chlorobenzene	25.0	24.7		ug/L		99	80 - 120
Dibromochloromethane	25.0	24.2		ug/L		97	75 - 125
Chloroethane	25.0	26.2		ug/L		105	69 - 136
Chloroform	25.0	24.9		ug/L		100	73 - 127
Chloromethane	25.0	24.4		ug/L		97	68 - 124
cis-1,2-Dichloroethene	25.0	27.3		ug/L		109	74 - 124
cis-1,3-Dichloropropene	25.0	26.4		ug/L		105	74 - 124
Cyclohexane	25.0	25.9		ug/L		103	59 - 135
Dichlorodifluoromethane	25.0	25.8		ug/L		103	59 - 135
Ethylbenzene	25.0	24.3		ug/L		97	77 - 123
1,2-Dibromoethane	25.0	23.8		ug/L		95	77 - 120
Isopropylbenzene	25.0	24.8		ug/L		99	77 - 122
Methyl acetate	50.0	44.9		ug/L		90	74 - 133
Methyl tert-butyl ether	25.0	26.1		ug/L		104	77 - 120
Methylcyclohexane	25.0	27.4		ug/L		110	68 - 134
Methylene Chloride	25.0	27.4		ug/L		110	75 - 124
Styrene	25.0	24.0		ug/L		96	80 - 120
Tetrachloroethene	25.0	26.1		ug/L		104	74 - 122
Toluene	25.0	25.4		ug/L		102	80 - 122
trans-1,2-Dichloroethene	25.0	26.9		ug/L		108	73 - 127
trans-1,3-Dichloropropene	25.0	24.6		ug/L		98	80 - 120
Trichloroethene	25.0	26.3		ug/L		105	74 - 123
Trichlorofluoromethane	25.0	27.3		ug/L		109	62 - 150
Vinyl chloride	25.0	26.2		ug/L		105	65 - 133

Surrogate	LCS %Recovery	LCS Qualifier	Limits
Toluene-d8 (Surr)	101		80 - 120
1,2-Dichloroethane-d4 (Surr)	101		77 - 120
4-Bromofluorobenzene (Surr)	100		73 - 120
Dibromofluoromethane (Surr)	105		75 - 123

Lab Sample ID: 480-232878-2 MS
Matrix: Water
Analysis Batch: 758375

Client Sample ID: LI-B108MW-Annual2025
Prep Type: Total/NA

Analyte	Sample Result	Sample Qualifier	Spike Added	MS Result	MS Qualifier	Unit	D	%Rec	%Rec Limits
1,1,1-Trichloroethane	ND	F1	25.0	31.3		ug/L		125	73 - 126
1,1,2,2-Tetrachloroethane	ND		25.0	21.5		ug/L		86	76 - 120
1,1,2-Trichloroethane	ND		25.0	23.2		ug/L		93	76 - 122
1,1,2-Trichloro-1,2,2-trifluoroethane	ND		25.0	31.0		ug/L		124	61 - 148

Eurofins Buffalo

QC Sample Results

Client: Stantec Consulting Services Inc
 Project/Site: Carriage Factory – Annual Groundwater

Job ID: 480-232878-1

Method: 8260C - Volatile Organic Compounds by GC/MS (Continued)

Lab Sample ID: 480-232878-2 MS

Client Sample ID: LI-B108MW-Annual2025

Matrix: Water

Prep Type: Total/NA

Analysis Batch: 758375

Analyte	Sample	Sample	Spike	MS	MS	Unit	D	%Rec	%Rec Limits
	Result	Qualifier	Added	Result	Qualifier				
1,1-Dichloroethane	ND		25.0	26.1		ug/L		104	77 - 120
1,1-Dichloroethene	ND	F1	25.0	30.1		ug/L		120	66 - 127
1,2,4-Trichlorobenzene	ND		25.0	29.6		ug/L		119	79 - 122
1,2-Dibromo-3-Chloropropane	ND		25.0	22.0		ug/L		88	56 - 134
1,2-Dichlorobenzene	ND		25.0	26.0		ug/L		104	80 - 124
1,2-Dichloroethane	ND		25.0	27.3		ug/L		109	75 - 120
1,2-Dichloropropane	ND		25.0	22.0		ug/L		88	76 - 120
1,3-Dichlorobenzene	ND		25.0	26.0		ug/L		104	77 - 120
1,4-Dichlorobenzene	ND		25.0	26.0		ug/L		104	78 - 124
2-Butanone (MEK)	ND		125	88.5		ug/L		71	57 - 140
2-Hexanone	ND		125	87.0		ug/L		70	65 - 127
4-Methyl-2-pentanone (MIBK)	ND		125	100		ug/L		80	71 - 125
Acetone	ND	F2	125	88.6		ug/L		71	56 - 142
Benzene	ND		25.0	27.0		ug/L		108	71 - 124
Bromodichloromethane	ND		25.0	26.1		ug/L		104	80 - 122
Bromoform	ND		25.0	25.4		ug/L		101	61 - 132
Bromomethane	ND		25.0	33.6		ug/L		134	55 - 144
Carbon disulfide	ND		25.0	26.7		ug/L		107	59 - 134
Carbon tetrachloride	ND		25.0	32.1		ug/L		128	72 - 134
Chlorobenzene	ND		25.0	26.9		ug/L		108	80 - 120
Dibromochloromethane	ND		25.0	25.8		ug/L		103	75 - 125
Chloroethane	ND		25.0	32.3		ug/L		129	69 - 136
Chloroform	ND		25.0	27.0		ug/L		108	73 - 127
Chloromethane	ND		25.0	29.1		ug/L		117	68 - 124
cis-1,2-Dichloroethene	11	F1	25.0	40.2		ug/L		118	74 - 124
cis-1,3-Dichloropropene	ND		25.0	26.8		ug/L		107	74 - 124
Cyclohexane	ND		25.0	24.6		ug/L		98	59 - 135
Dichlorodifluoromethane	ND		25.0	31.6		ug/L		127	59 - 135
Ethylbenzene	ND		25.0	26.1		ug/L		105	77 - 123
1,2-Dibromoethane	ND		25.0	24.6		ug/L		98	77 - 120
Isopropylbenzene	ND		25.0	25.9		ug/L		104	77 - 122
Methyl acetate	ND	F1 F2	50.0	34.8	F1	ug/L		70	74 - 133
Methyl tert-butyl ether	ND		25.0	27.5		ug/L		110	77 - 120
Methylcyclohexane	ND		25.0	27.8		ug/L		111	68 - 134
Methylene Chloride	ND	F1	25.0	28.5		ug/L		114	75 - 124
Styrene	ND		25.0	25.2		ug/L		101	80 - 120
Tetrachloroethene	6.1	F1	25.0	36.3		ug/L		121	74 - 122
Toluene	ND		25.0	27.3		ug/L		109	80 - 122
trans-1,2-Dichloroethene	1.1		25.0	31.0		ug/L		120	73 - 127
trans-1,3-Dichloropropene	ND		25.0	23.8		ug/L		95	80 - 120
Trichloroethene	1.5		25.0	30.2		ug/L		115	74 - 123
Trichlorofluoromethane	ND		25.0	35.1		ug/L		140	62 - 150
Vinyl chloride	ND		25.0	33.0		ug/L		132	65 - 133

Surrogate	MS MS		Limits
	%Recovery	Qualifier	
Toluene-d8 (Surr)	104		80 - 120
1,2-Dichloroethane-d4 (Surr)	103		77 - 120
4-Bromofluorobenzene (Surr)	109		73 - 120

QC Sample Results

Client: Stantec Consulting Services Inc
 Project/Site: Carriage Factory – Annual Groundwater

Job ID: 480-232878-1

Method: 8260C - Volatile Organic Compounds by GC/MS (Continued)

Lab Sample ID: 480-232878-2 MS
Matrix: Water
Analysis Batch: 758375

Client Sample ID: LI-B108MW-Annual2025
Prep Type: Total/NA

Surrogate	%Recovery	MS MS Qualifier	Limits
Dibromofluoromethane (Surr)	113		75 - 123

Lab Sample ID: 480-232878-2 MSD
Matrix: Water
Analysis Batch: 758375

Client Sample ID: LI-B108MW-Annual2025
Prep Type: Total/NA

Analyte	Sample		Spike Added	MSD		Unit	D	%Rec	%Rec Limits	RPD	RPD Limit
	Result	Qualifier		Result	Qualifier						
1,1,1-Trichloroethane	ND	F1	25.0	32.8	F1	ug/L		131	73 - 126	5	15
1,1,2,2-Tetrachloroethane	ND		25.0	22.8		ug/L		91	76 - 120	6	15
1,1,2-Trichloroethane	ND		25.0	24.9		ug/L		100	76 - 122	7	15
1,1,2-Trichloro-1,2,2-trifluoroethane	ND		25.0	34.2		ug/L		137	61 - 148	10	20
1,1-Dichloroethane	ND		25.0	28.9		ug/L		116	77 - 120	11	20
1,1-Dichloroethene	ND	F1	25.0	33.0	F1	ug/L		132	66 - 127	9	16
1,2,4-Trichlorobenzene	ND		25.0	30.6		ug/L		122	79 - 122	3	20
1,2-Dibromo-3-Chloropropane	ND		25.0	23.3		ug/L		93	56 - 134	6	15
1,2-Dichlorobenzene	ND		25.0	27.7		ug/L		111	80 - 124	7	20
1,2-Dichloroethane	ND		25.0	29.4		ug/L		118	75 - 120	7	20
1,2-Dichloropropane	ND		25.0	25.8		ug/L		103	76 - 120	16	20
1,3-Dichlorobenzene	ND		25.0	27.8		ug/L		111	77 - 120	7	20
1,4-Dichlorobenzene	ND		25.0	27.7		ug/L		111	78 - 124	6	20
2-Butanone (MEK)	ND		125	105		ug/L		84	57 - 140	17	20
2-Hexanone	ND		125	90.4		ug/L		72	65 - 127	4	15
4-Methyl-2-pentanone (MIBK)	ND		125	107		ug/L		86	71 - 125	7	35
Acetone	ND	F2	125	108	F2	ug/L		86	56 - 142	20	15
Benzene	ND		25.0	29.3		ug/L		117	71 - 124	8	13
Bromodichloromethane	ND		25.0	28.9		ug/L		115	80 - 122	10	15
Bromoform	ND		25.0	27.0		ug/L		108	61 - 132	6	15
Bromomethane	ND		25.0	32.5		ug/L		130	55 - 144	3	15
Carbon disulfide	ND		25.0	29.4		ug/L		118	59 - 134	10	15
Carbon tetrachloride	ND		25.0	33.5		ug/L		134	72 - 134	4	15
Chlorobenzene	ND		25.0	28.6		ug/L		114	80 - 120	6	25
Dibromochloromethane	ND		25.0	27.8		ug/L		111	75 - 125	8	15
Chloroethane	ND		25.0	30.9		ug/L		123	69 - 136	5	15
Chloroform	ND		25.0	28.8		ug/L		115	73 - 127	6	20
Chloromethane	ND		25.0	27.9		ug/L		112	68 - 124	4	15
cis-1,2-Dichloroethene	11	F1	25.0	42.7	F1	ug/L		128	74 - 124	6	15
cis-1,3-Dichloropropene	ND		25.0	26.4		ug/L		105	74 - 124	1	15
Cyclohexane	ND		25.0	29.3		ug/L		117	59 - 135	17	20
Dichlorodifluoromethane	ND		25.0	30.1		ug/L		120	59 - 135	5	20
Ethylbenzene	ND		25.0	28.2		ug/L		113	77 - 123	8	15
1,2-Dibromoethane	ND		25.0	26.3		ug/L		105	77 - 120	7	15
Isopropylbenzene	ND		25.0	27.2		ug/L		109	77 - 122	5	20
Methyl acetate	ND	F1 F2	50.0	43.1	F2	ug/L		86	74 - 133	21	20
Methyl tert-butyl ether	ND		25.0	29.1		ug/L		116	77 - 120	6	37
Methylcyclohexane	ND		25.0	30.7		ug/L		123	68 - 134	10	20
Methylene Chloride	ND	F1	25.0	31.1	F1	ug/L		125	75 - 124	9	15
Styrene	ND		25.0	26.7		ug/L		107	80 - 120	6	20
Tetrachloroethene	6.1	F1	25.0	38.2	F1	ug/L		129	74 - 122	5	20

Eurofins Buffalo

QC Sample Results

Client: Stantec Consulting Services Inc
 Project/Site: Carriage Factory – Annual Groundwater

Job ID: 480-232878-1

Method: 8260C - Volatile Organic Compounds by GC/MS (Continued)

Lab Sample ID: 480-232878-2 MSD
Matrix: Water
Analysis Batch: 758375

Client Sample ID: LI-B108MW-Annual2025
Prep Type: Total/NA

Analyte	Sample Result	Sample Qualifier	Spike Added	MSD Result	MSD Qualifier	Unit	D	%Rec	%Rec Limits	RPD	RPD Limit
Toluene	ND		25.0	29.8		ug/L		119	80 - 122	9	15
trans-1,2-Dichloroethene	1.1		25.0	33.0		ug/L		127	73 - 127	6	20
trans-1,3-Dichloropropene	ND		25.0	25.6		ug/L		103	80 - 120	7	15
Trichloroethene	1.5		25.0	32.0		ug/L		122	74 - 123	6	16
Trichlorofluoromethane	ND		25.0	34.3		ug/L		137	62 - 150	2	20
Vinyl chloride	ND		25.0	31.9		ug/L		128	65 - 133	3	15
MSD MSD											
Surrogate	%Recovery	MSD Qualifier	MSD Limits								
Toluene-d8 (Surr)	105		80 - 120								
1,2-Dichloroethane-d4 (Surr)	104		77 - 120								
4-Bromofluorobenzene (Surr)	109		73 - 120								
Dibromofluoromethane (Surr)	112		75 - 123								

Method: SM 5310C - TOC

Lab Sample ID: MB 480-758265/4
Matrix: Water
Analysis Batch: 758265

Client Sample ID: Method Blank
Prep Type: Total/NA

Analyte	MB Result	MB Qualifier	RL	MDL	Unit	D	Prepared	Analyzed	Dil Fac
Total Organic Carbon	ND		1.0		mg/L			09/25/25 14:14	1

Lab Sample ID: LCS 480-758265/5
Matrix: Water
Analysis Batch: 758265

Client Sample ID: Lab Control Sample
Prep Type: Total/NA

Analyte	Spike Added	LCS Result	LCS Qualifier	Unit	D	%Rec	%Rec Limits			
Total Organic Carbon	30.0	28.25		mg/L		94	90 - 110			

Lab Sample ID: 480-232878-2 MS
Matrix: Water
Analysis Batch: 758265

Client Sample ID: LI-B108MW-Annual2025
Prep Type: Total/NA

Analyte	Sample Result	Sample Qualifier	Spike Added	MS Result	MS Qualifier	Unit	D	%Rec	%Rec Limits		
Total Organic Carbon	1.8		23.3	24.73		mg/L		99	54 - 131		

Lab Sample ID: 480-232878-2 MSD
Matrix: Water
Analysis Batch: 758265

Client Sample ID: LI-B108MW-Annual2025
Prep Type: Total/NA

Analyte	Sample Result	Sample Qualifier	Spike Added	MSD Result	MSD Qualifier	Unit	D	%Rec	%Rec Limits	RPD	RPD Limit
Total Organic Carbon	1.8		23.3	24.81		mg/L		99	54 - 131	0	20

QC Association Summary

Client: Stantec Consulting Services Inc
Project/Site: Carriage Factory – Annual Groundwater

Job ID: 480-232878-1

GC/MS VOA

Analysis Batch: 758113

Lab Sample ID	Client Sample ID	Prep Type	Matrix	Method	Prep Batch
480-232878-1	TRIPBLANK	Total/NA	Water	8260C	
MB 480-758113/8	Method Blank	Total/NA	Water	8260C	
LCS 480-758113/6	Lab Control Sample	Total/NA	Water	8260C	

Analysis Batch: 758375

Lab Sample ID	Client Sample ID	Prep Type	Matrix	Method	Prep Batch
480-232878-2	LI-B108MW-Annual2025	Total/NA	Water	8260C	
480-232878-3	LI-RW2-Annual2025	Total/NA	Water	8260C	
480-232878-4	LI-RW6-Annual2025	Total/NA	Water	8260C	
480-232878-5	LI-FD-Annual2025	Total/NA	Water	8260C	
480-232878-6	LI-RW5R-Annual2025	Total/NA	Water	8260C	
MB 480-758375/8	Method Blank	Total/NA	Water	8260C	
LCS 480-758375/6	Lab Control Sample	Total/NA	Water	8260C	
480-232878-2 MS	LI-B108MW-Annual2025	Total/NA	Water	8260C	
480-232878-2 MSD	LI-B108MW-Annual2025	Total/NA	Water	8260C	

General Chemistry

Analysis Batch: 758265

Lab Sample ID	Client Sample ID	Prep Type	Matrix	Method	Prep Batch
480-232878-2	LI-B108MW-Annual2025	Total/NA	Water	SM 5310C	
480-232878-3	LI-RW2-Annual2025	Total/NA	Water	SM 5310C	
480-232878-4	LI-RW6-Annual2025	Total/NA	Water	SM 5310C	
480-232878-5	LI-FD-Annual2025	Total/NA	Water	SM 5310C	
480-232878-6	LI-RW5R-Annual2025	Total/NA	Water	SM 5310C	
MB 480-758265/4	Method Blank	Total/NA	Water	SM 5310C	
LCS 480-758265/5	Lab Control Sample	Total/NA	Water	SM 5310C	
480-232878-2 MS	LI-B108MW-Annual2025	Total/NA	Water	SM 5310C	
480-232878-2 MSD	LI-B108MW-Annual2025	Total/NA	Water	SM 5310C	

Lab Chronicle

Client: Stantec Consulting Services Inc
Project/Site: Carriage Factory – Annual Groundwater

Job ID: 480-232878-1

Client Sample ID: TRIPBLANK

Lab Sample ID: 480-232878-1

Date Collected: 09/16/25 00:00

Matrix: Water

Date Received: 09/24/25 11:00

Prep Type	Batch Type	Batch Method	Run	Dilution Factor	Batch Number	Analyst	Lab	Prepared or Analyzed
Total/NA	Analysis	8260C		1	758113	ATG	EET BUF	09/26/25 17:47

Client Sample ID: LI-B108MW-Annual2025

Lab Sample ID: 480-232878-2

Date Collected: 09/23/25 15:40

Matrix: Water

Date Received: 09/24/25 11:00

Prep Type	Batch Type	Batch Method	Run	Dilution Factor	Batch Number	Analyst	Lab	Prepared or Analyzed
Total/NA	Analysis	8260C		1	758375	AXK	EET BUF	09/30/25 13:40
Total/NA	Analysis	SM 5310C		1	758265	AF	EET BUF	09/25/25 15:09

Client Sample ID: LI-RW2-Annual2025

Lab Sample ID: 480-232878-3

Date Collected: 09/23/25 14:25

Matrix: Water

Date Received: 09/24/25 11:00

Prep Type	Batch Type	Batch Method	Run	Dilution Factor	Batch Number	Analyst	Lab	Prepared or Analyzed
Total/NA	Analysis	8260C		1	758375	AXK	EET BUF	09/30/25 14:03
Total/NA	Analysis	SM 5310C		1	758265	AF	EET BUF	09/25/25 16:32

Client Sample ID: LI-RW6-Annual2025

Lab Sample ID: 480-232878-4

Date Collected: 09/23/25 12:55

Matrix: Water

Date Received: 09/24/25 11:00

Prep Type	Batch Type	Batch Method	Run	Dilution Factor	Batch Number	Analyst	Lab	Prepared or Analyzed
Total/NA	Analysis	8260C		1	758375	AXK	EET BUF	09/30/25 14:25
Total/NA	Analysis	SM 5310C		1	758265	AF	EET BUF	09/25/25 17:27

Client Sample ID: LI-FD-Annual2025

Lab Sample ID: 480-232878-5

Date Collected: 09/23/25 00:00

Matrix: Water

Date Received: 09/24/25 11:00

Prep Type	Batch Type	Batch Method	Run	Dilution Factor	Batch Number	Analyst	Lab	Prepared or Analyzed
Total/NA	Analysis	8260C		1	758375	AXK	EET BUF	09/30/25 14:48
Total/NA	Analysis	SM 5310C		1	758265	AF	EET BUF	09/25/25 17:55

Client Sample ID: LI-RW5R-Annual2025

Lab Sample ID: 480-232878-6

Date Collected: 09/23/25 11:40

Matrix: Water

Date Received: 09/24/25 11:00

Prep Type	Batch Type	Batch Method	Run	Dilution Factor	Batch Number	Analyst	Lab	Prepared or Analyzed
Total/NA	Analysis	8260C		2	758375	AXK	EET BUF	09/30/25 15:10
Total/NA	Analysis	SM 5310C		1	758265	AF	EET BUF	09/25/25 18:22

Laboratory References:

EET BUF = Eurofins Buffalo, 10 Hazelwood Drive, Amherst, NY 14228-2298, TEL (716)691-2600

Accreditation/Certification Summary

Client: Stantec Consulting Services Inc
Project/Site: Carriage Factory – Annual Groundwater

Job ID: 480-232878-1

Laboratory: Eurofins Buffalo

The accreditations/certifications listed below are applicable to this report.

Authority	Program	Identification Number	Expiration Date
New York	NELAP	10026	09-30-25

- 1
- 2
- 3
- 4
- 5
- 6
- 7
- 8
- 9
- 10
- 11
- 12
- 13
- 14
- 15

Method Summary

Client: Stantec Consulting Services Inc
Project/Site: Carriage Factory – Annual Groundwater

Job ID: 480-232878-1

Method	Method Description	Protocol	Laboratory
8260C	Volatile Organic Compounds by GC/MS	SW846	EET BUF
SM 5310C	TOC	SM	EET BUF
5030C	Purge and Trap	SW846	EET BUF

Protocol References:

SM = "Standard Methods For The Examination Of Water And Wastewater"

SW846 = "Test Methods For Evaluating Solid Waste, Physical/Chemical Methods", Third Edition, November 1986 And Its Updates.

Laboratory References:

EET BUF = Eurofins Buffalo, 10 Hazelwood Drive, Amherst, NY 14228-2298, TEL (716)691-2600



Sample Summary

Client: Stantec Consulting Services Inc
Project/Site: Carriage Factory – Annual Groundwater

Job ID: 480-232878-1

Lab Sample ID	Client Sample ID	Matrix	Collected	Received	Sample Origin
480-232878-1	TRIPBLANK	Water	09/16/25 00:00	09/24/25 11:00	New York
480-232878-2	LI-B108MW-Annual2025	Water	09/23/25 15:40	09/24/25 11:00	New York
480-232878-3	LI-RW2-Annual2025	Water	09/23/25 14:25	09/24/25 11:00	New York
480-232878-4	LI-RW6-Annual2025	Water	09/23/25 12:55	09/24/25 11:00	New York
480-232878-5	LI-FD-Annual2025	Water	09/23/25 00:00	09/24/25 11:00	New York
480-232878-6	LI-RW5R-Annual2025	Water	09/23/25 11:40	09/24/25 11:00	New York

1

2

3

4

5

6

7

8

9

10

11

12

13

14

15

Client Information	Sampler: CD/PS	Lab PM: Beninati, John	Carrier Tracking No(s): Rochester	COC No: 480-207694-41113.1
Client Contact: Ms. Christiana Deluca	Phone: (585) 683-3694	E-Mail: John.Beninati@et.eurofinsus.com	State of Origin: #484	Page: Page 1 of 1
Company: Stantec Consulting Services Inc	PWSID:	Analysis Requested		Job #:

Address: 61 Commercial Street Suite 100	Due Date Requested:	Perform MS/MSD (Yes or No) Field Filtered Sample (Yes or No) 8260C - TCL VOCs 5310C - TOC	Total Number of containers	Preservation Codes: A - HCL S - H2SO4
City: Rochester	TAT Requested (days): 10-d-Standard			
State, Zip: NY, 14614	Compliance Project: <input type="checkbox"/> Yes <input type="checkbox"/> No			
Phone: 585-413-5233(Tel)	PO #: Purchase Order Requested			
Email: christiana.deluca@stantec.com	WO #:			
Project Name: Carriage Factory - Annual Groundwater	Project #: 48027985			
Site: 213415055	SSOW#:	Other:		

Sample Identification	Sample Date	Sample Time	Sample Type (C=Comp, G=grab)	Matrix (W=water, S=solid, O=waste/soil, BT=Tissue, A=Air, DW=Drinking Water)	Field Filtered Sample (Yes or No)	Perform MS/MSD (Yes or No)	8260C - TCL VOCs	5310C - TOC	Total Number of containers	Special Instructions/Note:
TRIPBLANK	9/16/25	---	---	W	NN	X	X	X	2	
LI-BIOSMW-Annual 2025	9/23/25	1540	G	GW	NY	XX	XX	XX	8	
LI-RW2-Annual 2025	↓	1425	G	GW	NN	XX	XX	XX	6	
LI-RW6-Annual 2025	↓	1255	G	GW	NN	XX	XX	XX	6	
LI-FD-Annual 2025	↓	---	G	GW	NN	XX	XX	XX	6	
LI-RW5R-Annual 2025	↓	1140	G	GW	NN	XX	XX	XX	6	disregard this line

Possible Hazard Identification	<input type="checkbox"/> Non-Hazard <input type="checkbox"/> Flammable <input type="checkbox"/> Skin Irritant <input type="checkbox"/> Poison B <input checked="" type="checkbox"/> Unknown <input type="checkbox"/> Radiological	Sample Disposal (A fee may be assessed if sample)	<input type="checkbox"/> Return To Client <input checked="" type="checkbox"/> Disposal By Lab
---------------------------------------	---	--	---

Deliverable Requested: I, II, III, IV, Other (specify) **NYSDEC ASP Cat B1EQV15 4-FILE EFWEDD** Special Instructions/QC Requirements:

Empty Kit Relinquished by:	Date:	Time:	Method of Shipment:
Relinquished by: <i>[Signature]</i>	Date/Time: 9/23/2025 1649	Company: Stantec	Received by: <i>[Signature]</i>
Relinquished by: <i>[Signature]</i>	Date/Time: 9/23/25 1720	Company: EET	Received by: <i>[Signature]</i>
Relinquished by:	Date/Time:	Company:	Received by:

Custody Seals Intact: <input type="checkbox"/> Yes <input type="checkbox"/> No	Custody Seal No.:	Cooler Temperature(s) °C and Other Remarks: 312 IR #sc
--	-------------------	---



Page 29 of 30

10/2/2025



Login Sample Receipt Checklist

Client: Stantec Consulting Services Inc

Job Number: 480-232878-1

Login Number: 232878

List Number: 1

Creator: Yeager, Brian A

List Source: Eurofins Buffalo

Question	Answer	Comment
Radioactivity either was not measured or, if measured, is at or below background	True	
The cooler's custody seal, if present, is intact.	True	
The cooler or samples do not appear to have been compromised or tampered with.	True	
Samples were received on ice.	True	
Cooler Temperature is acceptable.	True	
Cooler Temperature is recorded.	True	3.2 ICE IR# SC
COC is present.	True	
COC is filled out in ink and legible.	True	
COC is filled out with all pertinent information.	True	
Is the Field Sampler's name present on COC?	True	
There are no discrepancies between the sample IDs on the containers and the COC.	True	
Samples are received within Holding Time (Excluding tests with immediate HTs)..	True	
Sample containers have legible labels.	True	
Containers are not broken or leaking.	True	
Sample collection date/times are provided.	True	
Appropriate sample containers are used.	True	
Sample bottles are completely filled.	True	
Sample Preservation Verified	True	
There is sufficient vol. for all requested analyses, incl. any requested MS/MSDs	True	
VOA sample vials do not have headspace or bubble is <6mm (1/4") in diameter.	True	
If necessary, staff have been informed of any short hold time or quick TAT needs	True	
Multiphasic samples are not present.	True	
Samples do not require splitting or compositing.	True	
Sampling Company provided.	True	Stantec
Samples received within 48 hours of sampling.	True	
Samples requiring field filtration have been filtered in the field.	True	
Chlorine Residual checked.	N/A	





PARADIGM
ENVIRONMENTAL SERVICES, INC.

Analytical Report For

Stantec

For Lab Project ID

254507

Referencing

LI-EL-W65

Prepared

Friday, October 3, 2025

This project has been re-issued to analyze under the correct method, per client request.

Any noncompliant QC parameters or other notes impacting data interpretation are flagged or documented on the final report or are noted below.

Emily Farmer

Certifies that this report has been approved by the Technical Director or Designee

179 Lake Avenue • Rochester, NY 14608 • (585) 647-2530 • Fax (585) 647-3311 • ELAP ID# 10958

This report is part of a multipage document and should only be evaluated in its entirety. The Chain of Custody provides additional sample information, including compliance with the sample condition requirements upon receipt.

Report Prepared Friday, October 3, 2025

Page 1 of 7



Client: Stantec

Project Reference: LI-EL-W65

Sample Identifier: LI-EL-W65

Lab Sample ID: 254507-01

Date Sampled: 9/23/2025 15:56

Matrix: Wastewater

Date Received 9/24/2025

Volatile Organics (Halogenated)

Analyte	Result	Units	Qualifier	Date Analyzed
1,1,1-Trichloroethane	< 2.00	ug/L		9/29/2025 12:14
1,1,2,2-Tetrachloroethane	< 2.00	ug/L		9/29/2025 12:14
1,1,2-Trichloroethane	< 2.00	ug/L		9/29/2025 12:14
1,1-Dichloroethane	< 2.00	ug/L		9/29/2025 12:14
1,1-Dichloroethene	< 2.00	ug/L		9/29/2025 12:14
1,2-Dichlorobenzene	< 2.00	ug/L		9/29/2025 12:14
1,2-Dichloroethane	< 2.00	ug/L		9/29/2025 12:14
1,2-Dichloropropane	< 2.00	ug/L		9/29/2025 12:14
1,3-Dichlorobenzene	< 2.00	ug/L		9/29/2025 12:14
1,4-Dichlorobenzene	< 2.00	ug/L		9/29/2025 12:14
Bromodichloromethane	< 2.00	ug/L		9/29/2025 12:14
Bromoform	< 5.00	ug/L		9/29/2025 12:14
Bromomethane	< 2.00	ug/L		9/29/2025 12:14
Carbon Tetrachloride	< 2.00	ug/L		9/29/2025 12:14
Chlorobenzene	< 2.00	ug/L		9/29/2025 12:14
Chloroethane	< 2.00	ug/L		9/29/2025 12:14
Chloroform	< 2.00	ug/L		9/29/2025 12:14
Chloromethane	< 2.00	ug/L		9/29/2025 12:14
cis-1,2-Dichloroethene	33.6	ug/L		9/29/2025 12:14
cis-1,3-Dichloropropene	< 2.00	ug/L		9/29/2025 12:14
Dibromochloromethane	< 2.00	ug/L		9/29/2025 12:14
Methylene chloride	< 5.00	ug/L		9/29/2025 12:14
Tetrachloroethene	3.96	ug/L		9/29/2025 12:14
trans-1,2-Dichloroethene	2.81	ug/L		9/29/2025 12:14
trans-1,3-Dichloropropene	< 2.00	ug/L		9/29/2025 12:14
Trichloroethene	6.12	ug/L		9/29/2025 12:14
Trichlorofluoromethane	< 2.00	ug/L		9/29/2025 12:14
Vinyl chloride	3.07	ug/L		9/29/2025 12:14

This report is part of a multipage document and should only be evaluated in its entirety. The Chain of Custody provides additional sample information, including compliance with the sample condition requirements upon receipt.



Client: Stantec

Project Reference: LI-EL-W65

Sample Identifier: LI-EL-W65

Lab Sample ID: 254507-01

Date Sampled: 9/23/2025 15:56

Matrix: Wastewater

Date Received 9/24/2025

Method Reference(s): EPA 624.1
EPA 5030C

Data File: z33852.D

The analyte 2-Chloroethyl vinyl Ether does not recover from acid preserved VOA vials.



Analytical Report Appendix

The reported results relate only to the samples as they have been received by the laboratory.

Each page of this document is part of a multipage report. This document may not be reproduced except in its entirety, without the prior consent of Paradigm Environmental Services, Inc.

All soil/sludge samples have been reported on a dry weight basis, unless qualified "reported as received". Other solids are reported as received.

Low level Volatiles blank reports for soil/solid matrix are based on a nominal 5 gram weight. Sample results and reporting limits are based on actual weight, which may be more or less than 5 grams.

The Chain of Custody provides additional information, including compliance with sample condition requirements upon receipt. Sample condition requirements are defined under the 2003 NELAC Standard, sections 5.5.8.3.1 and 5.5.8.3.2.

NYSDOH ELAP does not certify for all parameters. Paradigm Environmental Services or the indicated subcontracted laboratory does hold certification for all analytes where certification is offered by ELAP unless otherwise specified. Aliquots separated for certain tests, such as TCLP, are indicated on the Chain of Custody and final reports with an "A" suffix.

Data qualifiers are used, when necessary, to provide additional information about the data. This information may be communicated as a flag or as text at the bottom of the report. Please refer to the following list of analyte-specific, frequently used data flags and their meaning:

"<" = Analyzed for but not detected at or above the quantitation limit.

"E" = Result has been estimated, calibration limit exceeded.

"H" = Denotes a parameter analyzed outside of holding time.

"Z" = See case narrative.

"D" = Sample, Laboratory Control Sample, or Matrix Spike Duplicate results above Relative Percent Difference limit.

"M" = Matrix spike recoveries outside QC limits. Matrix bias indicated.

"B" = Method blank contained trace levels of analyte. Refer to included method blank report.

"J" = Result estimated between the quantitation limit and half the quantitation limit.

"L" = Laboratory Control Sample recovery outside accepted QC limits.

"P" = Concentration differs by more than 40% between the primary and secondary analytical columns.

"NC" = Not calculable. Applicable to RPD if sample or duplicate result is non-detect or estimated (see primary report for data flags). Applicable to MS if sample is greater or equal to ten times the spike added. Applicable to sample surrogates or MS if sample dilution is 10x or higher.

"" = Indicates any recoveries outside associated acceptance windows. Surrogate outliers in samples are presumed matrix effects. LCS demonstrates method compliance unless otherwise noted.*

"(1)" = Indicates data from primary column used for QC calculation.

"A" = denotes a parameter for which ELAP does not offer approval as part of their laboratory certification program.

"F" = denotes a parameter for which Paradigm does not carry certification, the results for which should therefore only be used where ELAP certification is not required, such as personal exposure assessment.

This report is part of a multipage document and should only be evaluated in its entirety. The Chain of Custody provides additional sample information, including compliance with the sample condition requirements upon receipt.

GENERAL TERMS AND CONDITIONS

LABORATORY SERVICES

These Terms and Conditions embody the whole agreement of the parties in the absence of a signed and executed contract between the Laboratory (LAB) and Client. They shall supersede all previous communications, representations, or agreements, either verbal or written, between the parties. The LAB specifically rejects all additional, inconsistent, or conflicting terms, whether printed or otherwise set forth in any purchase order or other communication from the Client to the LAB. The invalidity or unenforceability in whole or in part of any provision, term or condition hereof shall not affect in any way the validity or enforceability of the remainder of the Terms and Conditions. No waiver by LAB of any provision, term, or condition hereof or of any breach by or obligation of the Client hereunder shall constitute a waiver of such provision, term, or condition on any other occasion or a waiver of any other breach by or obligation of the Client. This agreement shall be administered and interpreted under the laws of the state which services are procured.

Warranty.

Recognizing that the nature of many samples is unknown and that some may contain potentially hazardous components, LAB warrants only that it will perform testing services, obtain findings, and prepare reports in accordance with generally accepted analytical laboratory principles and practices at the time of performance of services. LAB makes no other warranty, express or implied.

Scope and Compensation.

LAB agrees to perform the services described in the chain of custody to which these terms and conditions are attached. Unless the parties agree in writing to the contrary, the duties of LAB shall not be construed to exceed the services specifically described. LAB will use LAB default method for all tests unless specified otherwise on the Work Order.

Payment terms are net 30 days from the date of invoice. All overdue payments are subject to an interest charge of one and one-half percent (1-1/2%) per month or a portion thereof. Client shall also be responsible for costs of collection, including payment of reasonable attorney fees if such expense is incurred. The prices, unless stated, do not include any sale, use or other taxes. Such taxes will be added to invoice prices when required.

Prices.

Compensation for services performed will be based on the current Lab Analytical Fee Schedule or on quotations agreed to in writing by the parties. Turnaround time based charges are determined from the time of resolution of all work order questions. Testimony, court appearances or data compilation for legal action will be charged separately. Evaluation and reporting of initial screening runs may incur additional fees.

Limitations of Liability.

In the event of any error, omission, or other professional negligence, the sole and exclusive responsibility of LAB shall be to re-perform the deficient work at its own expense and LAB shall have no other liability whatsoever. All claims shall be deemed waived unless made in writing and received by LAB within ninety (90) days following completion of services.

LAB shall have no liability, obligation, or responsibility of any kind for losses, costs, expenses, or other damages (including but not limited to any special, direct, incidental or consequential damages) with respect to LAB's services or results.

All results provided by LAB are strictly for the use of its clients and LAB is in no way responsible for the use of such results by clients or third parties. All reports should be considered in their entirety, and LAB is not responsible for the separation, detachment, or other use of any portion of these reports. Client may not assign the lab report without the written consent of the LAB.

Client covenants and agrees, at its/his/her sole expense, to indemnify, protect, defend, and save harmless the LAB from and against any and all damages, losses, liabilities, obligations, penalties, claims, litigation, demands, defenses, judgments, suits, actions, proceedings, costs, disbursements and/or expenses (including, without limitation attorneys' and experts' fees and disbursements) of any kind whatsoever which may at any time be imposed upon, incurred by or asserted or awarded against client relating to, resulting from or arising out of (a) the breach of this agreement by this client, (b) the negligence of the client in handling, delivering or disclosing any hazardous substance, (c) the violation of the Client of any applicable law, (d) non-compliance by the Client with any environmental permit or (e) a material misrepresentation in disclosing the materials to be tested.

Hazard Disclosure.

Client represents and warrants that any sample delivered to LAB will be preceded or accompanied by complete written disclosure of the presence of any hazardous substances known or suspected by Client. Client further warrants that any sample containing any hazardous substance that is to be delivered to LAB will be packaged, labeled, transported, and delivered properly and in accordance with applicable laws.

Sample Handling.

Prior to LAB's acceptance of any sample (or after any revocation of acceptance), the entire risk of loss or of damage to such sample remains with Client. Samples are accepted when receipt is acknowledged on chain of custody documentation. In no event will LAB have any responsibility for the action or inaction of any carrier shipping or delivering any sample to or from LAB premises.

Client authorizes LAB to proceed with the analysis of samples as received by the laboratory, recognizing that any samples not in compliance with all current DOH-ELAP-NELAP requirements for containers, preservation or holding time will be noted as such on the final report.

Disposal of hazardous waste samples is the responsibility of the Client. If the Client does not wish such samples returned, LAB may add storage and disposal fees to the final invoice. Maximum storage time for samples is 30 days after completion of analysis unless modified by applicable state or federal laws. Client will be required to give the LAB written instructions concerning disposal of these samples.

LAB reserves the absolute right, exercisable at any time, to refuse to receive delivery of, refuse to accept, or revoke acceptance of any sample, which, in the sole judgment of LAB (a) is of unsuitable volume, (b) may be or become unsuitable for or may pose a risk in handling, transport, or processing for any health, safety, environmental or other reason whether or not due to the presence in the sample of any hazardous substance, and whether or not such presence has been disclosed to LAB by Client or (c) if the condition or sample date make the sample unsuitable for analysis.

Legal Responsibility.

LAB is solely responsible for performance of this contract, and no affiliated company, director, officer, employee, or agent shall have any legal responsibility hereunder, whether in contract or tort including negligence.

Assignment.

LAB may assign its performance obligations under this contract to other parties, as it deems necessary. LAB shall disclose to Client any assignee (subcontractor) by ELAP ID # on the submitted final report.

Force Majeure.

LAB shall have no responsibility or liability to the Client for any failure or delay in performance by LAB, which results in whole or in part from any cause or circumstance beyond the reasonable control of LAB. Such causes and circumstances shall include, but not limited to, acts of God, acts or orders of any government authority, strikes or other labor disputes, natural disasters, accidents, wars, civil disturbances, difficulties or delays in transportation, mail or delivery services, inability to obtain sufficient services or supplies from LAB's usual suppliers, or any other cause beyond LAB's reasonable control.

Law.

This contract shall be continued under the laws of the State of New York without regard to its conflicts of laws provision.

This report is part of a multipage document and should only be evaluated in its entirety. The Chain of Custody provides additional sample information, including compliance with the sample condition requirements upon receipt.

1 of 2

CHAIN OF CUSTODY

PARADIGM
ENVIRONMENTAL SERVICES

REPORT TO:		INVOICE TO:	
COMPANY: <u>Stantec</u>	COMPANY: <u>SAME</u>	LAB PROJECT ID: <u>254507</u>	
address: <u>61 Commercial St suite 100</u>	ADDRESS:		
CITY: <u>Rochester</u> STATE: <u>NY</u> ZIP: <u>14614</u>	CITY: STATE: ZIP:	Quotation #:	
PHONE: <u>(585) 683-3694</u> FAX:	PHONE: FAX:	Email: <u>christiana.deluca@stantec.com</u>	
ATTN: <u>Christiana Deluca</u>			
Matrix Codes: AQ - Aqueous Liquid WA - Water DW - Drinking Water SO - Soil SD - Solid NQ - Non-Aqueous Liquid WG - Groundwater WW - Wastewater SL - Sludge PT - Paint CK - Caulk OL - Oil AR - Air			

PROJECT REFERENCE

REQUESTED ANALYSIS									
DATE COLLECTED	TIME COLLECTED	COMPOSITE	GRA B	SAMPLE IDENTIFIER	MATRIX	CONTAINER NUMBER	REMARKS	PARADIGM LAB SAMPLE NUMBER	
9/23/25	1556	<input checked="" type="checkbox"/>		LI-EL-W65	WW 2	<input checked="" type="checkbox"/>	halogenated plus OCS	01	

Turnaround Time	Report Supplements		
Availability contingent upon lab approval; additional fees may apply.			
Standard 5 day <input checked="" type="checkbox"/>	None Required <input checked="" type="checkbox"/>	None Required <input type="checkbox"/>	None Required <input type="checkbox"/>
10 day <input type="checkbox"/>	Batch QC <input type="checkbox"/>	Basic EDD <input type="checkbox"/>	
Rush 3 day <input type="checkbox"/>	Category A <input type="checkbox"/>	NYSDEC EDD <input checked="" type="checkbox"/>	
Rush 2 day <input type="checkbox"/>	Category B <input type="checkbox"/>		
Rush 1 day <input type="checkbox"/>			
Other <input type="checkbox"/> <small>please indicate date needed:</small>	Other <input type="checkbox"/> <small>please indicate package needed:</small>	Other EDD <input checked="" type="checkbox"/> <small>please indicate EDD needed:</small>	<u>Stantec</u>

Sampled By: Patrick Suter Date/Time: 9/23/25 1556
 Relinquished By: Patrick Suter Date/Time: 9/23/25 1004
 Received By: [Signature] Date/Time: 9/24/25 10:04
 Received @ Lab By: [Signature] Date/Time: 9/24/25 10:06
0.9°C iced 9/24/25 10:09

Total Cost:

P.I.F.:

By signing this form, client agrees to Paradigm Terms and Conditions (reverse).



Chain of Custody Supplement

2.f.2

Client: StarTec

Completed by: Cedric

Lab Project ID: 254507

Date: 9/24/25

Sample Condition Requirements Per NELAC/ELAP 210/241/242/243/244

Condition	NELAC compliance with the sample condition requirements upon receipt		
	Yes	No	N/A
Container Type	<input checked="" type="checkbox"/>	<input type="checkbox"/>	<input type="checkbox"/>
Comments	_____		
Transferred to method-compliant container	<input type="checkbox"/>	<input type="checkbox"/>	<input checked="" type="checkbox"/>
Headspace (<1 mL)	<input checked="" type="checkbox"/>	<input type="checkbox"/>	<input type="checkbox"/>
Comments	_____		
Preservation	<input checked="" type="checkbox"/> per labels	<input type="checkbox"/>	<input type="checkbox"/>
Comments	_____		
Chlorine Absent (<0.10 ppm per test strip)	<input checked="" type="checkbox"/>	<input type="checkbox"/>	<input type="checkbox"/>
Comments	VDA: Cl ⁻ Neg		
Holding Time	<input checked="" type="checkbox"/>	<input type="checkbox"/>	<input type="checkbox"/>
Comments	_____		
Temperature	<input checked="" type="checkbox"/>	<input type="checkbox"/>	<input type="checkbox"/>
Comments	0.9°C recd		
Compliant Sample Quantity/Type	<input checked="" type="checkbox"/>	<input type="checkbox"/>	<input type="checkbox"/>
Comments	_____		



Analytical Report For

Stantec

For Lab Project ID

260122

Referencing

213415055

Prepared

Monday, January 19, 2026

Any noncompliant QC parameters or other notes impacting data interpretation are flagged or documented on the final report or are noted below.

Emily Farmer

Certifies that this report has been approved by the Technical Director or Designee

179 Lake Avenue • Rochester, NY 14608 • (585) 647-2530 • Fax (585) 647-3311 • ELAP ID# 10958



Client: **Stantec**

Project Reference: 213415055

Sample Identifier: LI-EL-66

Lab Sample ID: 260122-01

Date Sampled: 1/12/2026 10:30

Matrix: Groundwater

Date Received 1/12/2026

Volatile Organics (Halogenated)

Analyte	Result	Units	Qualifier	Date Analyzed
1,1,1-Trichloroethane	< 2.00	ug/L		1/12/2026 16:49
1,1,2,2-Tetrachloroethane	< 2.00	ug/L		1/12/2026 16:49
1,1,2-Trichloroethane	< 2.00	ug/L		1/12/2026 16:49
1,1-Dichloroethane	< 2.00	ug/L		1/12/2026 16:49
1,1-Dichloroethene	< 2.00	ug/L		1/12/2026 16:49
1,2-Dichlorobenzene	< 2.00	ug/L		1/12/2026 16:49
1,2-Dichloroethane	< 2.00	ug/L		1/12/2026 16:49
1,2-Dichloropropane	< 2.00	ug/L		1/12/2026 16:49
1,3-Dichlorobenzene	< 2.00	ug/L		1/12/2026 16:49
1,4-Dichlorobenzene	< 2.00	ug/L		1/12/2026 16:49
Bromodichloromethane	< 2.00	ug/L		1/12/2026 16:49
Bromoform	< 5.00	ug/L		1/12/2026 16:49
Bromomethane	< 2.00	ug/L		1/12/2026 16:49
Carbon Tetrachloride	< 2.00	ug/L		1/12/2026 16:49
Chlorobenzene	< 2.00	ug/L		1/12/2026 16:49
Chloroethane	< 2.00	ug/L		1/12/2026 16:49
Chloroform	< 2.00	ug/L		1/12/2026 16:49
Chloromethane	< 2.00	ug/L		1/12/2026 16:49
cis-1,2-Dichloroethene	< 2.00	ug/L		1/12/2026 16:49
cis-1,3-Dichloropropene	< 2.00	ug/L		1/12/2026 16:49
Dibromochloromethane	< 2.00	ug/L		1/12/2026 16:49
Methylene chloride	< 5.00	ug/L		1/12/2026 16:49
Tetrachloroethene	< 2.00	ug/L		1/12/2026 16:49
trans-1,2-Dichloroethene	< 2.00	ug/L		1/12/2026 16:49
trans-1,3-Dichloropropene	< 2.00	ug/L		1/12/2026 16:49
Trichloroethene	< 2.00	ug/L		1/12/2026 16:49
Trichlorofluoromethane	< 2.00	ug/L		1/12/2026 16:49
Vinyl chloride	< 2.00	ug/L		1/12/2026 16:49

This report is part of a multipage document and should only be evaluated in its entirety. The Chain of Custody provides additional sample information, including compliance with the sample condition requirements upon receipt.



Client: Stantec

Project Reference: 213415055

Sample Identifier: LI-EL-66

Lab Sample ID: 260122-01

Date Sampled: 1/12/2026 10:30

Matrix: Groundwater

Date Received 1/12/2026

<u>Surrogate</u>	<u>Percent Recovery</u>	<u>Limits</u>	<u>Outliers</u>	<u>Date Analyzed</u>	
1,2-Dichloroethane-d4	116	85.5 - 117		1/12/2026	16:49
4-Bromofluorobenzene	89.3	80.8 - 113		1/12/2026	16:49
Pentafluorobenzene	107	90 - 110		1/12/2026	16:49
Toluene-D8	99.4	90 - 110		1/12/2026	16:49

Method Reference(s): EPA 624.1
EPA 5030C

Data File: z35731.D

The analyte 2-Chloroethyl vinyl Ether does not recover from acid preserved VOA vials.



Analytical Report Appendix

The reported results relate only to the samples as they have been received by the laboratory.

Each page of this document is part of a multipage report. This document may not be reproduced except in its entirety, without the prior consent of Paradigm Environmental Services, Inc.

All soil/sludge samples have been reported on a dry weight basis, unless qualified "reported as received". Other solids are reported as received.

Low level Volatiles blank reports for soil/solid matrix are based on a nominal 5 gram weight. Sample results and reporting limits are based on actual weight, which may be more or less than 5 grams.

The Chain of Custody provides additional information, including compliance with sample condition requirements upon receipt. Sample condition requirements are defined under the TNI 2016, sections 5.8.6 and 5.8.7

NYSDOH ELAP does not certify for all parameters. Paradigm Environmental Services or the indicated subcontracted laboratory does hold certification for all analytes where certification is offered by ELAP unless otherwise specified. Aliquots separated for certain tests, such as TCLP, are indicated on the Chain of Custody and final reports with an "A" suffix.

Data qualifiers are used, when necessary, to provide additional information about the data. This information may be communicated as a flag or as text at the bottom of the report. Please refer to the following list of analyte-specific, frequently used data flags and their meaning:

"<" = Analyzed for but not detected at or above the quantitation limit.

"E" = Result has been estimated, calibration limit exceeded.

"H" = Denotes a parameter analyzed outside of holding time.

"Z" = See case narrative.

"D" = Sample, Laboratory Control Sample, or Matrix Spike Duplicate results above Relative Percent Difference limit.

"M" = Matrix spike recoveries outside QC limits. Matrix bias indicated.

"B" = Method blank contained trace levels of analyte. Refer to included method blank report.

"J" = Result estimated between the quantitation limit and half the quantitation limit.

"L" = Laboratory Control Sample recovery outside accepted QC limits.

"P" = Concentration differs by more than 40% between the primary and secondary analytical columns.

"NC" = Not calculable. Applicable to RPD if sample or duplicate result is non-detect or estimated (see primary report for data flags). Applicable to MS if sample is greater or equal to ten times the spike added. Applicable to sample surrogates or MS if sample dilution is 10x or higher.

*"**" = Indicates any recoveries outside associated acceptance windows. Surrogate outliers in samples are presumed matrix effects. LCS demonstrates method compliance unless otherwise noted.*

"(1)" = Indicates data from primary column used for QC calculation.

"A" = denotes a parameter for which ELAP does not offer approval as part of their laboratory certification program.

"F" = denotes a parameter for which Paradigm does not carry certification, the results for which should therefore only be used where ELAP certification is not required, such as personal exposure assessment.

GENERAL TERMS AND CONDITIONS

LABORATORY SERVICES

These Terms and Conditions embody the whole agreement of the parties in the absence of a signed and executed contract between the Laboratory (LAB) and Client. They shall supersede all previous communications, representations, or agreements, either verbal or written, between the parties. The LAB specifically rejects all additional, inconsistent, or conflicting terms, whether printed or otherwise set forth in any purchase order or other communication from the Client to the LAB. The invalidity or unenforceability in whole or in part of any provision, term or condition hereof shall not affect in any way the validity or enforceability of the remainder of the Terms and Conditions. No waiver by LAB of any provision, term, or condition hereof or of any breach by or obligation of the Client hereunder shall constitute a waiver of such provision, term, or condition on any other occasion or a waiver of any other breach by or obligation of the Client. This agreement shall be administered and interpreted under the laws of the state which services are procured.

Warranty.	Recognizing that the nature of many samples is unknown and that some may contain potentially hazardous components, LAB warrants only that it will perform testing services, obtain findings, and prepare reports in accordance with generally accepted analytical laboratory principles and practices at the time of performance of services. LAB makes no other warranty, express or implied.
Scope and Compensation.	LAB agrees to perform the services described in the chain of custody to which these terms and conditions are attached. Unless the parties agree in writing to the contrary, the duties of LAB shall not be construed to exceed the services specifically described. LAB will use LAB default method for all tests unless specified otherwise on the Work Order. Payment terms are net 30 days from the date of invoice. All overdue payments are subject to an interest charge of one and one-half percent (1-1/2%) per month or a portion thereof. Client shall also be responsible for costs of collection, including payment of reasonable attorney fees if such expense is incurred. The prices, unless stated, do not include any sale, use or other taxes. Such taxes will be added to invoice prices when required.
Prices.	Compensation for services performed will be based on the current Lab Analytical Fee Schedule or on quotations agreed to in writing by the parties. Turnaround time based charges are determined from the time of resolution of all work order questions. Testimony, court appearances or data compilation for legal action will be charged separately. Evaluation and reporting of initial screening runs may incur additional fees.
Limitations of Liability.	In the event of any error, omission, or other professional negligence, the sole and exclusive responsibility of LAB shall be to re-perform the deficient work at its own expense and LAB shall have no other liability whatsoever. All claims shall be deemed waived unless made in writing and received by LAB within ninety (90) days following completion of services. LAB shall have no liability, obligation, or responsibility of any kind for losses, costs, expenses, or other damages (including but not limited to any special, direct, incidental or consequential damages) with respect to LAB's services or results. All results provided by LAB are strictly for the use of its clients and LAB is in no way responsible for the use of such results by clients or third parties. All reports should be considered in their entirety, and LAB is not responsible for the separation, detachment, or other use of any portion of these reports. Client may not assign the lab report without the written consent of the LAB. Client covenants and agrees, at its/his/her sole expense, to indemnify, protect, defend, and save harmless the LAB from and against any and all damages, losses, liabilities, obligations, penalties, claims, litigation, demands, defenses, judgments, suits, actions, proceedings, costs, disbursements and/or expenses (including, without limitation attorneys' and experts' fees and disbursements) of any kind whatsoever which may at any time be imposed upon, incurred by or asserted or awarded against client relating to, resulting from or arising out of (a) the breach of this agreement by this client, (b) the negligence of the client in handling, delivering or disclosing any hazardous substance, (c) the violation of the Client of any applicable law, (d) non-compliance by the Client with any environmental permit or (e) a material misrepresentation in disclosing the materials to be tested.
Hazard Disclosure.	Client represents and warrants that any sample delivered to LAB will be preceded or accompanied by complete written disclosure of the presence of any hazardous substances known or suspected by Client. Client further warrants that any sample containing any hazardous substance that is to be delivered to LAB will be packaged, labeled, transported, and delivered properly and in accordance with applicable laws.
Sample Handling.	Prior to LAB's acceptance of any sample (or after any revocation of acceptance), the entire risk of loss or of damage to such sample remains with Client. Samples are accepted when receipt is acknowledged on chain of custody documentation. In no event will LAB have any responsibility for the action or inaction of any carrier shipping or delivering any sample to or from LAB premises. Client authorizes LAB to proceed with the analysis of samples as received by the laboratory, recognizing that any samples not in compliance with all current DOH-ELAP-NELAP requirements for containers, preservation or holding time will be noted as such on the final report. Disposal of hazardous waste samples is the responsibility of the Client. If the Client does not wish such samples returned, LAB may add storage and disposal fees to the final invoice. Maximum storage time for samples is 30 days after completion of analysis unless modified by applicable state or federal laws. Client will be required to give the LAB written instructions concerning disposal of these samples. LAB reserves the absolute right, exercisable at any time, to refuse to receive delivery of, refuse to accept, or revoke acceptance of any sample, which, in the sole judgment of LAB (a) is of unsuitable volume, (b) may be or become unsuitable for or may pose a risk in handling, transport, or processing for any health, safety, environmental or other reason whether or not due to the presence in the sample of any hazardous substance, and whether or not such presence has been disclosed to LAB by Client or (c) if the condition or sample date make the sample unsuitable for analysis.
Legal Responsibility.	LAB is solely responsible for performance of this contract, and no affiliated company, director, officer, employee, or agent shall have any legal responsibility hereunder, whether in contract or tort including negligence.
Assignment.	LAB may assign its performance obligations under this contract to other parties, as it deems necessary. LAB shall disclose to Client any assignee (subcontractor) by ELAP ID # on the submitted final report.
Force Majeure.	LAB shall have no responsibility or liability to the Client for any failure or delay in performance by LAB, which results in whole or in part from any cause or circumstance beyond the reasonable control of LAB. Such causes and circumstances shall include, but not limited to, acts of God, acts or orders of any government authority, strikes or other labor disputes, natural disasters, accidents, wars, civil disturbances, difficulties or delays in transportation, mail or delivery services, inability to obtain sufficient services or supplies from LAB's usual suppliers, or any other cause beyond LAB's reasonable control.
Law.	This contract shall be continued under the laws of the State of New York without regard to its conflicts of laws provision.

This report is part of a multipage document and should only be evaluated in its entirety. The Chain of Custody provides additional sample information, including compliance with the sample condition requirements upon receipt.

1 of 2

CHAIN OF CUSTODY

PARADIGM
ENVIRONMENTAL SERVICES

REPORT TO:

INVOICE TO:

COMPANY: <u>stantec</u>	COMPANY: <u>SAME</u>	LAB PROJECT ID: <u>260122</u>
ADDRESS: <u>61 Commercial Street Suite 100</u>	ADDRESS:	Quotation #:
CITY: <u>Rochester</u> STATE: <u>NY</u> ZIP: <u>14604</u>	CITY: STATE: ZIP:	Email: <u>andrew.kita@stantec.com</u> <u>laura.best@stantec.com</u>
PHONE: <u>585-766-2246</u> FAX:	PHONE: FAX:	
ATTN: <u>Andrew Kita</u>	ATTN:	
Matrix Codes: AQ - Aqueous Liquid WA - Water DW - Drinking Water SO - Soil SD - Solid WP - Wipe OL - Oil NQ - Non-Aqueous Liquid WG - Groundwater WW - Wastewater SL - Sludge PT - Paint CK - Caulk AR - Air		

PROJECT REFERENCE
15
2134 etoss

REQUESTED ANALYSIS

DATE COLLECTED	TIME COLLECTED	COMPOSITE	GRAB	SAMPLE IDENTIFIER	MATRIX	COUNTAINERS	VOC *	REMARKS	PARADIGM LAB SAMPLE NUMBER
1/12/26	1030		X	LI-EL-GG	GW	2	X	Halogenated + cis; 1,8, DGE by Method 624	01

Turnaround Time	Report Supplements		
Availability contingent upon lab approval; additional fees may apply.			
Standard 5 day <input checked="" type="checkbox"/>	None Required <input checked="" type="checkbox"/>	None Required <input type="checkbox"/>	
40 day <input type="checkbox"/>	Batch QC <input type="checkbox"/>	Basic EDD <input type="checkbox"/>	
Rush 3 day <input type="checkbox"/>	Category A <input type="checkbox"/>	NYSDEC EDD <input checked="" type="checkbox"/>	
Rush 2 day <input type="checkbox"/>	Category B <input type="checkbox"/>		
Rush 1 day <input type="checkbox"/>			
Other <input type="checkbox"/> please indicate date needed: _____	Other <input type="checkbox"/> please indicate package needed: _____	Other EDD <input checked="" type="checkbox"/> (please indicate EDD needed: <u>stantec</u>)	

Andrew Kita *Andrew Kita* 1/12/26/1030
 Sampled By Date/Time Total Cost:

Andrew Kita *Andrew Kita* 1/12/26/1313
 Relinquished By Date/Time

AK 1/12/26 1313
 Received By Date/Time P.I.F.

AK 1/12/26 13:22
 Received @ Lab By Date/Time

By signing this form, client agrees to Paradigm Terms and Conditions (reverse).

7.3 °C - iced in field 1/12/26 13:18

287

PARADIGM ENVIRONMENTAL SERVICES

Chain of Custody Supplement

Client: Stater

Completed by: [Signature]

Lab Project ID: 260122

Date: 1/12/2025

Sample Condition Requirements Per NELAC/ELAP 210/241/242/243/244

Condition	NELAC compliance with the sample condition requirements upon receipt		
	Yes	No	N/A
Container Type	<input checked="" type="checkbox"/>	<input type="checkbox"/>	<input type="checkbox"/>
Comments	_____		
Transferred to method-compliant container	<input type="checkbox"/>	<input type="checkbox"/>	<input checked="" type="checkbox"/>
Headspace (<1 mL)	<input checked="" type="checkbox"/>	<input type="checkbox"/>	<input type="checkbox"/>
Comments	_____		
Preservation	<input checked="" type="checkbox"/>	<input type="checkbox"/>	<input type="checkbox"/>
Comments	<u>to VOA (lab use)</u>		
Chlorine Absent (<0.10 ppm per test strip)	<input checked="" type="checkbox"/>	<input type="checkbox"/>	<input type="checkbox"/>
Comments	<u>VOA: Cl⁻ neg.</u>		
Holding Time	<input checked="" type="checkbox"/>	<input type="checkbox"/>	<input type="checkbox"/>
Comments	_____		
Temperature	<input checked="" type="checkbox"/>	<input type="checkbox"/>	<input type="checkbox"/>
Comments	<u>7.3°C Field in field</u>		
Compliant Sample Quantity/Type	<input checked="" type="checkbox"/>	<input type="checkbox"/>	<input type="checkbox"/>
Comments	_____		



PARADIGM
ENVIRONMENTAL SERVICES, INC.

Analytical Report For

Stantec

For Lab Project ID

260886

Referencing

213415055

Prepared

Tuesday, March 17, 2026

Any noncompliant QC parameters or other notes impacting data interpretation are flagged or documented on the final report or are noted below.

A handwritten signature in blue ink, appearing to be "S.W.", is positioned above a horizontal line.

Certifies that this report has been approved by the Technical Director or Designee

179 Lake Avenue • Rochester, NY 14608 • (585) 647-2530 • Fax (585) 647-3311 • ELAP ID# 10958

This report is part of a multipage document and should only be evaluated in its entirety. The Chain of Custody provides additional sample information, including compliance with the sample condition requirements upon receipt.

Report Prepared Tuesday, March 17, 2026

Page 1 of 7



Client: Stantec

Project Reference: 213415055

Sample Identifier: LI-EL-W67

Lab Sample ID: 260886-01

Date Sampled: 3/13/2026 9:15

Matrix: Groundwater

Date Received 3/13/2026

Volatile Organics (Halogenated)

Analyte	Result	Units	Qualifier	Date Analyzed
1,1,1-Trichloroethane	< 2.00	ug/L		3/16/2026 16:08
1,1,2,2-Tetrachloroethane	< 2.00	ug/L		3/16/2026 16:08
1,1,2-Trichloroethane	< 2.00	ug/L		3/16/2026 16:08
1,1-Dichloroethane	< 2.00	ug/L		3/16/2026 16:08
1,1-Dichloroethene	< 2.00	ug/L		3/16/2026 16:08
1,2-Dichlorobenzene	< 2.00	ug/L		3/16/2026 16:08
1,2-Dichloroethane	< 2.00	ug/L		3/16/2026 16:08
1,2-Dichloropropane	< 2.00	ug/L		3/16/2026 16:08
1,3-Dichlorobenzene	< 2.00	ug/L		3/16/2026 16:08
1,4-Dichlorobenzene	< 2.00	ug/L		3/16/2026 16:08
Bromodichloromethane	< 2.00	ug/L		3/16/2026 16:08
Bromoform	< 5.00	ug/L		3/16/2026 16:08
Bromomethane	< 2.00	ug/L		3/16/2026 16:08
Carbon Tetrachloride	< 2.00	ug/L		3/16/2026 16:08
Chlorobenzene	< 2.00	ug/L		3/16/2026 16:08
Chloroethane	< 2.00	ug/L		3/16/2026 16:08
Chloroform	< 2.00	ug/L		3/16/2026 16:08
Chloromethane	< 2.00	ug/L		3/16/2026 16:08
cis-1,2-Dichloroethene	< 2.00	ug/L		3/16/2026 16:08
cis-1,3-Dichloropropene	< 2.00	ug/L		3/16/2026 16:08
Dibromochloromethane	< 2.00	ug/L		3/16/2026 16:08
Methylene chloride	< 5.00	ug/L		3/16/2026 16:08
Tetrachloroethene	< 2.00	ug/L		3/16/2026 16:08
trans-1,2-Dichloroethene	< 2.00	ug/L		3/16/2026 16:08
trans-1,3-Dichloropropene	< 2.00	ug/L		3/16/2026 16:08
Trichloroethene	< 2.00	ug/L		3/16/2026 16:08
Trichlorofluoromethane	< 2.00	ug/L		3/16/2026 16:08
Vinyl chloride	< 2.00	ug/L		3/16/2026 16:08

This report is part of a multipage document and should only be evaluated in its entirety. The Chain of Custody provides additional sample information, including compliance with the sample condition requirements upon receipt.



Client: Stantec

Project Reference: 213415055

Sample Identifier: LI-EL-W67

Lab Sample ID: 260886-01

Date Sampled: 3/13/2026 9:15

Matrix: Groundwater

Date Received 3/13/2026

<u>Surrogate</u>	<u>Percent Recovery</u>	<u>Limits</u>	<u>Outliers</u>	<u>Date Analyzed</u>
1,2-Dichloroethane-d4	109	85.5 - 117		3/16/2026 16:08
4-Bromofluorobenzene	89.3	80.8 - 113		3/16/2026 16:08
Pentafluorobenzene	96.7	90 - 110		3/16/2026 16:08
Toluene-D8	100	90 - 110		3/16/2026 16:08

Method Reference(s): EPA 624.1
EPA 5030C

Data File: z36746.D

The analyte 2-Chloroethyl vinyl Ether does not recover from acid preserved VOA vials.



Analytical Report Appendix

The reported results relate only to the samples as they have been received by the laboratory.

Each page of this document is part of a multipage report. This document may not be reproduced except in its entirety, without the prior consent of Paradigm Environmental Services, Inc.

All soil/sludge samples have been reported on a dry weight basis, unless qualified "reported as received". Other solids are reported as received.

Low level Volatiles blank reports for soil/solid matrix are based on a nominal 5 gram weight. Sample results and reporting limits are based on actual weight, which may be more or less than 5 grams.

The Chain of Custody provides additional information, including compliance with sample condition requirements upon receipt. Sample condition requirements are defined under the TNI 2016, sections 5.8.6 and 5.8.7

NYSDOH ELAP does not certify for all parameters. Paradigm Environmental Services or the indicated subcontracted laboratory does hold certification for all analytes where certification is offered by ELAP unless otherwise specified. Aliquots separated for certain tests, such as TCLP, are indicated on the Chain of Custody and final reports with an "A" suffix.

Data qualifiers are used, when necessary, to provide additional information about the data. This information may be communicated as a flag or as text at the bottom of the report. Please refer to the following list of analyte-specific, frequently used data flags and their meaning:

"<" = Analyzed for but not detected at or above the quantitation limit.

"E" = Result has been estimated, calibration limit exceeded.

"H" = Denotes a parameter analyzed outside of holding time.

"Z" = See case narrative.

"D" = Sample, Laboratory Control Sample, or Matrix Spike Duplicate results above Relative Percent Difference limit.

"M" = Matrix spike recoveries outside QC limits. Matrix bias indicated.

"B" = Method blank contained trace levels of analyte. Refer to included method blank report.

"J" = Result estimated between the quantitation limit and half the quantitation limit.

"L" = Laboratory Control Sample recovery outside accepted QC limits.

"P" = Concentration differs by more than 40% between the primary and secondary analytical columns.

"NC" = Not calculable. Applicable to RPD if sample or duplicate result is non-detect or estimated (see primary report for data flags). Applicable to MS if sample is greater or equal to ten times the spike added. Applicable to sample surrogates or MS if sample dilution is 10x or higher.

"" = Indicates any recoveries outside associated acceptance windows. Surrogate outliers in samples are presumed matrix effects. LCS demonstrates method compliance unless otherwise noted.*

"(1)" = Indicates data from primary column used for QC calculation.

"A" = denotes a parameter for which ELAP does not offer approval as part of their laboratory certification program.

"F" = denotes a parameter for which Paradigm does not carry certification, the results for which should therefore only be used where ELAP certification is not required, such as personal exposure assessment.

This report is part of a multipage document and should only be evaluated in its entirety. The Chain of Custody provides additional sample information, including compliance with the sample condition requirements upon receipt.

GENERAL TERMS AND CONDITIONS

LABORATORY SERVICES

These Terms and Conditions embody the whole agreement of the parties in the absence of a signed and executed contract between the Laboratory (LAB) and Client. They shall supersede all previous communications, representations, or agreements, either verbal or written, between the parties. The LAB specifically rejects all additional, inconsistent, or conflicting terms, whether printed or otherwise set forth in any purchase order or other communication from the Client to the LAB. The invalidity or unenforceability in whole or in part of any provision, term or condition hereof shall not affect in any way the validity or enforceability of the remainder of the Terms and Conditions. No waiver by LAB of any provision, term, or condition hereof or of any breach by or obligation of the Client hereunder shall constitute a waiver of such provision, term, or condition on any other occasion or a waiver of any other breach by or obligation of the Client. This agreement shall be administered and interpreted under the laws of the state which services are procured.

Warranty.

Recognizing that the nature of many samples is unknown and that some may contain potentially hazardous components, LAB warrants only that it will perform testing services, obtain findings, and prepare reports in accordance with generally accepted analytical laboratory principles and practices at the time of performance of services. LAB makes no other warranty, express or implied.

Scope and Compensation.

LAB agrees to perform the services described in the chain of custody to which these terms and conditions are attached. Unless the parties agree in writing to the contrary, the duties of LAB shall not be construed to exceed the services specifically described. LAB will use LAB default method for all tests unless specified otherwise on the Work Order.

Payment terms are net 30 days from the date of invoice. All overdue payments are subject to an interest charge of one and one-half percent (1-1/2%) per month or a portion thereof. Client shall also be responsible for costs of collection, including payment of reasonable attorney fees if such expense is incurred. The prices, unless stated, do not include any sale, use or other taxes. Such taxes will be added to invoice prices when required.

Prices.

Compensation for services performed will be based on the current Lab Analytical Fee Schedule or on quotations agreed to in writing by the parties. Turnaround time based charges are determined from the time of resolution of all work order questions. Testimony, court appearances or data compilation for legal action will be charged separately. Evaluation and reporting of initial screening runs may incur additional fees.

Limitations of Liability.

In the event of any error, omission, or other professional negligence, the sole and exclusive responsibility of LAB shall be to re-perform the deficient work at its own expense and LAB shall have no other liability whatsoever. All claims shall be deemed waived unless made in writing and received by LAB within ninety (90) days following completion of services.

LAB shall have no liability, obligation, or responsibility of any kind for losses, costs, expenses, or other damages (including but not limited to any special, direct, incidental or consequential damages) with respect to LAB's services or results.

All results provided by LAB are strictly for the use of its clients and LAB is in no way responsible for the use of such results by clients or third parties. All reports should be considered in their entirety, and LAB is not responsible for the separation, detachment, or other use of any portion of these reports. Client may not assign the lab report without the written consent of the LAB.

Client covenants and agrees, at its/his/her sole expense, to indemnify, protect, defend, and save harmless the LAB from and against any and all damages, losses, liabilities, obligations, penalties, claims, litigation, demands, defenses, judgments, suits, actions, proceedings, costs, disbursements and/or expenses (including, without limitation attorneys' and experts' fees and disbursements) of any kind whatsoever which may at any time be imposed upon, incurred by or asserted or awarded against client relating to, resulting from or arising out of (a) the breach of this agreement by this client, (b) the negligence of the client in handling, delivering or disclosing any hazardous substance, (c) the violation of the Client of any applicable law, (d) non-compliance by the Client with any environmental permit or (e) a material misrepresentation in disclosing the materials to be tested.

Hazard Disclosure.

Client represents and warrants that any sample delivered to LAB will be preceded or accompanied by complete written disclosure of the presence of any hazardous substances known or suspected by Client. Client further warrants that any sample containing any hazardous substance that is to be delivered to LAB will be packaged, labeled, transported, and delivered properly and in accordance with applicable laws.

Sample Handling.

Prior to LAB's acceptance of any sample (or after any revocation of acceptance), the entire risk of loss or of damage to such sample remains with Client. Samples are accepted when receipt is acknowledged on chain of custody documentation. In no event will LAB have any responsibility for the action or inaction of any carrier shipping or delivering any sample to or from LAB premises.

Client authorizes LAB to proceed with the analysis of samples as received by the laboratory, recognizing that any samples not in compliance with all current DOH-ELAP-NELAP requirements for containers, preservation or holding time will be noted as such on the final report.

Disposal of hazardous waste samples is the responsibility of the Client. If the Client does not wish such samples returned, LAB may add storage and disposal fees to the final invoice. Maximum storage time for samples is 30 days after completion of analysis unless modified by applicable state or federal laws. Client will be required to give the LAB written instructions concerning disposal of these samples.

LAB reserves the absolute right, exercisable at any time, to refuse to receive delivery of, refuse to accept, or revoke acceptance of any sample, which, in the sole judgment of LAB (a) is of unsuitable volume, (b) may be or become unsuitable for or may pose a risk in handling, transport, or processing for any health, safety, environmental or other reason whether or not due to the presence in the sample of any hazardous substance, and whether or not such presence has been disclosed to LAB by Client or (c) if the condition or sample date make the sample unsuitable for analysis.

Legal Responsibility.

LAB is solely responsible for performance of this contract, and no affiliated company, director, officer, employee, or agent shall have any legal responsibility hereunder, whether in contract or tort including negligence.

Assignment.

LAB may assign its performance obligations under this contract to other parties, as it deems necessary. LAB shall disclose to Client any assignee (subcontractor) by ELAP ID # on the submitted final report.

Force Majeure.

LAB shall have no responsibility or liability to the Client for any failure or delay in performance by LAB, which results in whole or in part from any cause or circumstance beyond the reasonable control of LAB. Such causes and circumstances shall include, but not limited to, acts of God, acts or orders of any government authority, strikes or other labor disputes, natural disasters, accidents, wars, civil disturbances, difficulties or delays in transportation, mail or delivery services, inability to obtain sufficient services or supplies from LAB's usual suppliers, or any other cause beyond LAB's reasonable control.

Law.

This contract shall be continued under the laws of the State of New York without regard to its conflicts of laws provision.

This report is part of a multipage document and should only be evaluated in its entirety. The Chain of Custody provides additional sample information, including compliance with the sample condition requirements upon receipt.

10A2

CHAIN OF CUSTODY

PARADIGM
ENVIRONMENTAL SERVICES

REPORT TO:		INVOICE TO:	
COMPANY: Stantec	COMPANY: SAME	LAB PROJECT ID 260886	
address: 61 Commercial St, Suite 100	ADDRESS:	Quotation #:	
CITY: Rochester STATE: NY ZIP: 14604	CITY: STATE: ZIP:	Email: andrew.kita@stantec.com laura.best@stantec.com	
PHONE: 585-766-2246 FAX:	PHONE: FAX:	ATTN: Andrew Kita	
Matrix Codes: AQ - Aqueous Liquid WA - Water DW - Drinking Water SO - Soil SD - Solid WP - Wipe OL - Oil NQ - Non-Aqueous Liquid WG - Groundwater WW - Wastewater SL - Sludge PT - Paint CK - Caulk AR - Air			

PROJECT REFERENCE
213415055

REQUESTED ANALYSIS									
DATE COLLECTED	TIME COLLECTED	COMPOSITE	GRAB	SAMPLE IDENTIFIER	MATRIX	CONTAINER	VOCs*	REMARKS	PARADIGM LAB SAMPLE NUMBER
3-13-26	0915		X	LI-EL-WG7	GW	2	X	* Halogenated + cis-1,2-DCE	-01

by Method 624

Turnaround Time	Report Supplements		
Availability contingent upon lab approval; additional fees may apply.			
Standard 5 day <input checked="" type="checkbox"/>	None Required <input checked="" type="checkbox"/>	None Required <input type="checkbox"/>	None Required <input type="checkbox"/>
10 day <input type="checkbox"/>	Batch QC <input type="checkbox"/>	Basic EDD <input type="checkbox"/>	
Rush 3 day <input type="checkbox"/>	Category A <input type="checkbox"/>	NYSDEC EDD <input checked="" type="checkbox"/>	
Rush 2 day <input type="checkbox"/>	Category B <input type="checkbox"/>		
Rush 1 day <input type="checkbox"/>			
Other <input type="checkbox"/> please indicate date needed: _____	Other <input type="checkbox"/> please indicate package needed: _____	Other EDD <input checked="" type="checkbox"/> please indicate EDD needed: stantec	

Andrew Kita Andre Kita 3-13-26 0915
 Sampled By Date/Time Total Cost:

Andrew Kita Andre Kita 3-13-26 0952
 Relinquished By Date/Time

Received By **AW** 3/13/26 952 P.I.F.

Received @ Lab By **Justin Kelly** 3/13/26 1028

2.10C Field in Field @ 1017 3/13/2026

By signing this form, client agrees to Paradigm Terms and Conditions (reverse).

Client: Stantec

Completed by: [Signature]

Lab Project ID: 260886

Date: 3/13/2026

Sample Condition Requirements
Per NELAC/ELAP 210/241/242/243/244

Condition	NELAC compliance with the sample condition requirements upon receipt		
	Yes	No	N/A
Container Type	<input checked="" type="checkbox"/>	<input type="checkbox"/>	<input type="checkbox"/>
Comments	_____		
Transferred to method-compliant container	<input type="checkbox"/>	<input type="checkbox"/>	<input checked="" type="checkbox"/>
Headspace (<1 mL)	<input checked="" type="checkbox"/> VOA	<input type="checkbox"/>	<input type="checkbox"/>
Comments	_____		
Preservation	<input checked="" type="checkbox"/> VOA (label)	<input type="checkbox"/>	<input type="checkbox"/>
Comments	_____		
Chlorine Absent (<0.10 ppm per test strip)	<input checked="" type="checkbox"/>	<input type="checkbox"/>	<input type="checkbox"/>
Comments	VOA: Cl ⁻ neg.		
Holding Time	<input checked="" type="checkbox"/>	<input type="checkbox"/>	<input type="checkbox"/>
Comments	_____		
Temperature	<input checked="" type="checkbox"/>	<input type="checkbox"/>	<input type="checkbox"/>
Comments	12.1°C Fred in Field		
Compliant Sample Quantity/Type	<input checked="" type="checkbox"/>	<input type="checkbox"/>	<input type="checkbox"/>
Comments	_____		

APPENDIX D
Annual Site Inspection Form



Inspection Date: January 11, 2025 (Interior) and March 13, 2026 (Exterior)

Time Period Inspection Covers: March 16, 2025 – March 16, 2026

Inspector(s): Andrew Kita **Weather:** 31 degrees, cloudy, light snow, 17 mph SW winds (January 11, 2026) and 31 degrees, cloudy, 11 mph SE winds (March 13, 2026)

- A. **Describe the site usage** (i.e. commercial or industrial purposes, or higher-level usage [i.e. unrestricted, residential])? Residential apartments
- B. **Describe general site conditions:**
1. **Interior:** Concrete floors are generally covered with tile, or apparent linoleum materials. Some areas are carpeted. The floors that were observed (did not access individual private residential apartments) are in excellent condition with no indications of settling or cracking. Some utility rooms have bare concrete; only minor cracks and chips were observed in these floors. No wear and tear outside of general use and inhabitation was observed.
 2. **Exterior:** Building is mostly surrounded on the north, east, and south by concrete sidewalks, with landscape areas on the south side near the main entrance. Remainder of exterior is generally asphalt driveway/parking areas, with a narrow outer 'buffer' of grass-covered areas. No indication of cracking or damage to materials or disturbance to the landscaping, sod, or soil were observed.
- C. **Is the site currently undergoing development?** No. **If so, describe.** n/a
- D. **Has some or all of the site property been sold, subdivided, merged, or undergone a tax map amendment during the Reporting Period?** No.
- E. **Is the site being used for vegetable gardening or farming?** No.
- F. **Has groundwater monitoring been performed according to the schedule in the Site Management Plan (SMP)?** Yes – see accompanying *Periodic Review Report*.
- G. **Is groundwater being used on-site?** No. **If so, is it being rendered safe for its intended use? Describe.** N/A.
- H. **Are there buildings on-site?** Yes – One 5-story apartment building with a small utility outbuilding.
- I. **If so, has the potential for vapor intrusion been evaluated or has a sub-slab depressurization system (SSDS) been installed?** Yes. **If a SSDS is present, has the SMP been modified to include a SSDS inspection schedule and form?** Yes, this was included in the original SMP.
- J. **Are soil covers in place on bermed or landscaped areas as defined in SMP?** Yes.

Annual Site Inspection Form

Former Carriage Factory
Brownfield Cleanup Program Site # C828184
33 Litchfield Street
Rochester, Monroe County, New York



- K. **Are asphalt/concrete-paved areas of the site covers intact?** Yes.
- L. **Is vegetation on soil covers in place?** Yes – grass in border areas and landscape islands, and ornamental shrubs and mulch in garden areas.
- M. **Have any activities been conducted since the last inspection that necessitated site management activities be conducted, such as excavation in covered areas, confirmation sampling and a health and safety inspection?** No.
- N. **Is the site in compliance with permits and schedules included in the Operations and Maintenance Plan in the SMP?** Yes.
- O. **Have any federal, state, and/or local permits (e.g. building, discharge) been issued for or at the property during this Reporting Period?** No.
- P. **Has all reporting been performed per the schedules outlined in the SMP and are all site records up to date?** Yes.
- Q. **Area all ICs/ECs in place and functioning as designed?** Yes.
- R. **Has any new information revealed that assumptions made in the Qualitative Exposure Assessment regarding off-site contamination are no longer valid?** No.
- S. **Are the assumptions in the Qualitative Exposure Assessment still valid?** Yes.