LABELLA Associates, D.P.C.
Engineering
Architecture
Environmental
Planning

Phase II
Environmental Site Assessment

Location:

Eastman Kodak Company
Hawkeye Facility
1405 & 1447 St. Paul Street
and Associated Parking Lots
(26 Avenue D, 7, 74, 90, & 98 Avenue E,
1295-1321, 1300, 1331, 1335, 1345-1365,
1346-1362, 1364-1368, & 1430 St. Paul
Street)
Rochester, New York 14617

Prepared for:

Eastman Kodak Company
Director of Environmental Remediation
1999 Lake Avenue
Rochester, New York 14652

LaBella Project No. 2172124

October 2017

Table of Contents

1.0 INTRODUCTION 1
1.1 Special Terms & Conditions 1
1.2 Limitations & Exceptions 1
2.0 BACKGROUND 1
2.1 Site Description & Features 1
2.2 Physical Setting 1
2.3 Site History & Land Use 1
2.4 Adjacent Property Use 3
2.5 Summary of Previous Studies 3
3.0 OBJECTIVES 6
4.0 SCOPE OF WORK 7
4.1 Direct Push Soil Boring and Groundwater Sampling Study 7
4.2 Soil Vapor Intrusion Evaluation 8
4.3 Test Pitting Study 8
4.4 Laboratory Analysis 8
5.0 FINDINGS 10
5.1 Site Geology and Hydrology 10
5.2 Test Pit Findings 11
5.3 Field Screening Results 11
5.4 Laboratory Analytical Results 12
5.4.1 Soil 12
5.4.2 Groundwater 14
5.4.3 Sub-Slab, Indoor, and Outdoor Air 15
6.0 CONCLUSIONS 16
7.0 RECOMMENDATIONS 18
8.0 SIGNATURES OF ENVIRONMENTAL PROFESSIONALS 19

TABLE OF CONTENTS

Continued

Figures
Figure 1 – Site Location Map
Figure 2 – Site Layout
Figure 3 – Historical Site Features
Figure 4 – Cumulative Testing Locations
Figure 5 – Geophysical Survey Results and Test Pit Locations
Figure 6 – Soil Sample Results
Figure 7 – Groundwater Sample Results
Figure 8 – Soil Vapor Intrusion Sample Results

Tables
Table 1 – Summary of Detected Compounds in Soil
Table 2 – Summary of Detected Compounds in Groundwater
Table 3 – Summary of Soil Vapor Intrusion Testing

Appendix 1 Field Logs
Appendix 2 Laboratory Reports
Appendix 3 Geophysical Survey Report (2005 Leader Phase II ESA)
Appendix 4 NYSDOH Indoor Air Quality Questionnaire and Building Inventory
Appendix 5 Data Summary Tables (2005 Leader Phase II ESA)
Appendix 6 Field Logs (2005 Leader Phase II ESA)
Appendix 7 Remedial Action Plan- Former Cumberland Farms Station #V1470/1470, 1365 Saint Paul Street
Appendix 8 Remedial Soil Excavation Summary- Former Cumberland Farms Station #V1470/1470, 1365 Saint Paul Street

1.0 INTRODUCTION

LaBella Associates, D.P.C. ("LaBella") was retained by Eastman Kodak Company ("Kodak"), to conduct a Phase II Environmental Site Assessment (ESA) at the Hawkeye Facility located at 1405 and 1447 St. Paul Street and associated parking lots addressed as 26 Avenue D, 74, 90, & 98 Avenue E, 1295-1321, 1300, 1331, 1335, 1345-1365, 1346-1362, 1364-1368, & 1430 St. Paul Street, City of Rochester, Monroe County, New York hereinafter referred to as the "Site" (see Figure 1). This Phase II ESA has been performed in conformance with the scope and limitations of ASTM Practice E 1903-11.

1.1 Special Terms & Conditions

The findings of this Phase II ESA are based on the scope of work and project objectives as stated in LaBella Proposal number P172118 dated August 28, 2017.

1.2 Limitations & Exceptions

Work associated with this Phase II ESA was performed in accordance with generally accepted environmental engineering and environmental contracting practices for this region. LaBella Associates, D.P.C., makes no other warranty or representation, either expressed or implied, nor is one intended to be included as part of its services, proposals, contracts or reports.

In addition, LaBella cannot provide guarantees, certifications or warranties that the property is or is not free of environmental impairment or other regulated solid wastes. The Client shall be aware that the data and representative samples from any given soil sampling point or monitoring well may represent conditions that apply only at that particular location, and such conditions may not necessarily apply to the general Site as a whole.

2.0 BACKGROUND

2.1 Site Description & Features

The Hawkeye Facility (i.e., 1405 and 1447 St. Paul Street) is comprised of eight (8) buildings (Buildings 4, 5, 6, 10, 11, 11A, 12, and 12A) and two (2) parking lots (Parking Lot No. 1 and 2). Six (6) associated parking lots (Parking Lot No. 5, 6, 7, 8, 9, and 11) also owned by Kodak are located adjacent to the Hawkeye Facility (refer to Figure 2). The Hawkeye Facility and associated parking lots are referred to herein as "the Site".

2.2 Physical Setting

The Site is comprised of approximately 12-acres located on St. Paul Street, Avenue D and Avenue E in the City of Rochester within a predominantly urban area. The Site is comprised of eight (8) buildings and eight (8) paved parking lots and is currently vacant.

2.3 Site History & Land Use

Based on a review of a Phase I ESA by Leader Professional Services, Inc. (Leader) dated December 2003

and a review of Sanborn Fire Insurance Maps, portions of the Site were occupied by The Hawkeye Facility and operated by Kodak beginning in at least 1902 for manufacturing of glass lenses and optical equipment. Thorium was used in the glass manufacturing process from the 1930s-1980s. Former Buildings 1, 2, 3, 7 and 8 which occupied the northern portion of the Hawkeye Facility were formerly operated by Rochester Photographic Products Company. Former Buildings 1, 2, 3, 7 and 8 were demolished in 1999. The southern portion of the Hawkeye Facility operated as Rochester Transit Corporation repair shops prior to it being occupied by Kodak in approximately 1942. Historical uses of the parcels that comprise the Site are summarized below; notable historical features are detailed on Figure 3.

Summary of Former Site Uses by Parcel

Address	Building/ Parking Lot No.	Former Uses (Pre-Kodak)
1447 St. Paul Street	Buildings 4, 6, 10, 11, 11A, 12, 12A, Parking Lot No. 1, 2	Rochester Photographic Products
1405 St. Paul Street	Building 5	Gasoline filling station, Rochester Transit Corporation car shop, Rochester Railway Co.
1345-1365 St. Paul Street	Parking Lot No. 5	Gasoline filling station, automotive repair, motorboat sales, restaurant
1335 St. Paul Street		
1331 St. Paul Street		
7 Avenue E		
1295-1321 St. Paul Street	Parking Lot No. 6	Gasoline filling station
1300 St. Paul Street	Parking Lot No. 7	Residential, delivery service
1364-1368 St. Paul Street	Parking Lot No. 8	Residential, pharmacy, music shop lounge
1346-1362 St. Paul Street		
26 Avenue D		
1430 St. Paul Street	Parking Lot No. 9	Residential
74 Avenue E	Parking Lot No. 11	Gasoline filling station, Kodak lens manufacturing
90 Avenue E		
98 Avenue E		

Former uses of the existing Site Buildings are summarized below:

Summary of Former Building Uses

Building	Former Use
Building 4	Powerhouse Building
Building 5	Offices, equipment assembly, non-hazardous and hazardous waste storage, cafeteria, laboratory
Building 6	Offices and storage, computer systems
Building 10	Offices and storage
Building 11	Offices, equipment room, electronics laboratory, call center
Building 11A	Offices, storage, paint spray booth, material storage, waste accumulation areas
Building 12	Offices, clean room, maintenance/ fabrication shops, photo processing
Building 12A	Offices, clean room, maintenance/ fabrication shops, photo processing

According to the Phase I ESA, an active Petroleum Bulk Storage (PBS) registration is associated with the Site. A 33,000-gallon aboveground storage tank (AST) used to store No. 6 fuel oil is located in an underground concrete lined vault north of Building 4. Three (3) closed USTs used to store No. 5 and No. 6 fuel oil each 20,000 gallon in capacity were closed prior to 1991. In addition, an inactive chemical bulk storage (CBS) registration for five (5) 475-gallon sodium hydroxide ASTs is associated with the Site. There are several closed NYSDEC Spill files associated with the Site and one (1) active Spill file (#9708387 at the former Cumberland Farms Facility, currently Parking Lot No. 5). The Hawkeye Facility is identified as a large-quantity generator in the USEPA database.

2.4 Adjacent Property Use

The Site is bordered by the following properties:

Direction	Land Use
North	School
South	Distribution Facility, Residential, Parking Lots
East	Distribution Facility, Residential, Parking Lots
West	Genesee River

2.5 Summary of Previous Studies

LaBella reviewed the following environmental reports as part of this Phase II ESA:

- *Phase I Environmental Site Assessment* by Leader dated December 2003
- *Phase II Environmental Site Assessment* by Leader dated June 2005

The abovementioned reports are summarized below:

Phase I ESA, Leader, December 2003

Leader conducted a Phase I ESA for the Site in 2003. The following Recognized Environmental Conditions (RECs) were identified in the Phase I ESA:

Hawkeye Facility (1405 and 1447 St. Paul Street):

- Three (3) former fuel oil USTs were removed from a location north of Building 4 (refer to Figure 3). Contaminated soil and groundwater were reportedly removed from the excavation and the NYSDEC did not require any further action. A 33,000 gallon tank in a concrete lined vault was installed following removal of the three (3) USTs north of Building 4.
- The potential presence of thorium residue in building materials was identified. Remediation of thorium was conducted in the 1990s and the New York State Department of Labor reportedly approved the remediation report ("Final Release Survey for the Radiological Decommissioning of the Eastman Kodak Hawkeye Facility by Quadrex Recycle Center, May 3, 1993") and closed the Site's Radioactive Materials License in 1995. The report recognized that thorium residue may remain in inaccessible areas of the buildings.
- Four (4) closed thorium glass settling pits are located at the Site (refer to Figure 3).
- A dry well is present northwest of Building 5 (refer to Figure 3). Former dry well piping was reportedly abandoned in place; however, former uses of the dry well are unknown.

- The site of a 1976/1977 release at a former photo processing wastewater transfer station is located north of Building 12 (refer to Figure 3).
- Former Rochester Transit Corporation equipment repair shop and a former gasoline filling station are located on the southern portion of the Hawkeye Facility (refer to Figure 3).
- In addition to the RECs identified by the 2003 Phase I ESA, it should be noted that known former uses of the Hawkeye Facility property included but are were not limited to metal stamping and plating, machining, woodworking, laboratory, oil and acids storage, kerosene storage, painting, etc.

*Parking Lots (*26 Avenue D, 7, 74, 90, & 98 Avenue E, 1295-1321, 1300, 1331, 1335, 1345-1365, 1346-1362, 1364-1368, & 1430 St. Paul Street*):*

- Petroleum impacted soil and groundwater is documented at the former Cumberland Farms facility at Parking Lot No. 5 (NYSDEC Spill #9708387). It should be noted that remedial excavations were completed in this area in 2017 by Groundwater and Environmental Services, Inc. (GES). The Remedial Action Plan and Remedial Soil Excavation Summary Report associated with this work are included as Appendices 7 and 8, respectively.
- Former uses of Parking Lot No. 6 and 11 as gasoline filling stations with associated USTs (refer to Figure 3).
    - Parking Lot No. 6: The 1950 Sanborn Fire Insurance Map depicts a gasoline filling station on the southeastern corner of Parking Lot No. 6.
    - Parking Lot No. 11: The 1950 Sanborn Fire Insurance Map depicts a gasoline filling station on the western portion of Parking Lot No. 11. In addition, a 120-gallon gasoline UST is depicted on the 1911 Sanborn Fire Insurance Map on the eastern portion of Parking Lot No. 11.
- In addition, the Eastman Kodak Company Lens Manufacturing Works was historically located in the eastern portion of Parking Lot No. 11 in at least 1950.

Off-Site:

- Thorium contamination was discovered and remediated on portions of the Genesee River Gorge slope west of the Hawkeye Facility in the 1990s. Inaccessible areas of the slope were not addressed. Note that these inaccessible areas appear to be down-gradient of the Site.
- Portions of the Genesee River Gorge slope were potentially impacted by a PCB release in 1991 at a storm sewer outfall (refer to Figure 3). The discharge pipe was reportedly cleaned and the soil around several catch basins was sampled. No definitive source of PCBs was found and the NYSDEC accepted Kodak's cleanup actions. Inaccessible areas of the slope were not addressed. Note that these inaccessible areas appear to be down-gradient of the Site.
- The R.C. Shaheen Paint Company adjacent to the north of Parking Lot No. 11 had an active NYSDEC Spill file (9708387) at the time of the Phase I ESA reportedly due to a leaking gasoline UST. It should be noted this spill was closed by the NYSDEC in 2003.
- The property addressed as 1281 and 1285 St. Paul Street adjacent to the south of Parking Lot No. 6 was formerly used as a tool and dye shop, automobile supply shop, and art supply shop.

Phase II ESA, Leader, June 2005

A Phase II ESA was conducted to evaluate the following RECs identified in the Phase I ESA:

- Former USTs at Building 4;
- Four (4) former (closed) thorium glass settling pits;
- Drywell southwest of Building 5;
- Release at a former (inactive) photo-processing wastewater transfer station north of Building 12;
- Area west (i.e., hydraulically downgradient) of Building 12 photo-processing operations;
- Area used for manufacturing prior to Kodak's ownership formerly occupied by Rochester Photographic Products Company (also former General Aristo Company), currently comprised of Parking Lot No. 2 and formerly Kodak Buildings 1, 2, 3, 7, 8, 9, and 13; and
- Former uses of Parking Lot No. 5, 6, and 11 as gasoline filling stations and/or automotive repair.

The Phase II ESA consisted of an EM61 geophysical survey across Parking Lot No. 5, 6, and 11, advancement of twenty (20) soil borings and installation of ten (10) groundwater monitoring wells.

A summary of the findings of the Phase II ESA are as follows:

- The geophysical survey identified apparent suspect magnetic anomalies in Parking Lots 5, 6 and 11. However, exploration of these anomalies via excavation does not appear to have been completed as part of the 2005 Phase II ESA.
- Petroleum impacts were identified in soil and groundwater in Parking Lot No. 6 and 11, and at the former UST area north of Building 4. Petroleum impacts in soil in Parking Lot No. 11 exceeded NYSDEC Unrestricted Use Soil Cleanup Objectives (SCOs). Petroleum impacts in groundwater in Parking Lot No. 11 and north of Building 4 exceeded applicable NYSDEC Groundwater Quality Standards.
- Low-levels of trichloroethylene (TCE) and 1,2-dichloroethylene were identified in soil and groundwater at the Hawkeye Facility. Concentrations of TCE and/or 1,2-dichloroethylene in groundwater proximate Buildings 5, 11, and 12 exceeded applicable NYSDEC Groundwater Quality Standards. The greatest concentration of TCE in groundwater identified was 28 ppb in IB12SW (proximate Building 12).
- Elevated metals were identified in soil and groundwater across the Site. Notable concentrations of metals impacts include lead, cadmium, and zinc in Parking Lot No. 6 and nickel in Parking Lot No. 2. Fill material was observed in several soil borings in Parking Lot No. 2.
- The ranges in thorium isotopes detected in soil and groundwater were determined not to be significant between upgradient and potential source areas.
- Groundwater flow direction at the Site was determined to be towards the west.

In addition, LaBella reviewed a Remedial Action Plan and Remedial Soil Excavation Summary for the former Cumberland Farms facility in Parking Lot No. 5 (NYSDEC Spill #9708387) completed by GES. The Remedial Action Plan identified petroleum compounds in soil and groundwater at least 80-ft to the south and west of the apparent source areas prior to remediation. Remedial actions were reportedly completed between January and May 2017 to address the source areas and consisted of the removal and off-Site disposal of approximately 2,893.4 cubic yards (CY) of petroleum impacted soil. Twenty-eight (28) of the thirty-seven (37) confirmatory soil samples collected contained one (1) or more VOC above NYSDEC Commissioner-Policy (CP)-51 Soil Cleanup Levels (SCLs). The Remedial Action Plan and Remedial

Soil Excavation Summary for the former Cumberland Farms are included as Appendices 7 and 8, respectively. Based on the review of the Remedial Action Plan and Remedial Soil Excavation Summary, impacts from the former Cumberland Farms gasoline filling station appear to extend towards the southwestern portion of Parking Lot #5.

3.0 OBJECTIVES

The objective of this Phase II ESA was to assess for large-scale subsurface impacts associated with historical uses of the Site and to further evaluate impacts identified as part of the 2005 Phase II ESA. Specifically, the objectives include the following:

these are in addition to the previous Phase II results.

- Evaluate the anomalies identified during the 2004 Geophysical surveys conducted at Parking Lot No. 5, 6 and 11 via test pitting to assess the potential for USTs to be present.
- Further evaluation of the extent of petroleum impacted soil and groundwater proximate former gasoline filling stations in Parking Lot No. 6, and 11 and proximate the former UST area north of Building 4. Although petroleum impacts were previously identified in these areas in 2005, recent data from these areas is not available. Note that the petroleum impacts in Parking Lot No. 5 associated with a historical gasoline filling station is being addressed by Cumberland Farms and thus evaluation of that portion of the Site was not included within the scope of work of this Phase II ESA.
- Evaluate the potential presence of PCBs in soil and groundwater at the Site, in particular west of Building 12 proximate the 1991 PCB release. Although the 1991 PCB wastewater release was reportedly to an off-site, downgradient location, the purpose for the presence of PCB-containing wastewater at the Site is unknown and as such, additional areas of subsurface PCB impacts may exist at the Site.
- Further evaluate thorium isotopes in soil and groundwater, in particular proximate former thorium glass settling pits and upgradient (i.e., background).
- Further evaluate chlorinated volatile organic compounds (CVOCs) in soil and groundwater based on the presence of TCE and 1,2-dichloroethylene identified during the 2005 Phase II ESA to the west of Buildings 5, 11 and 12. Specific areas of investigation included:
    - Along the southern boundary of Parking Lot No. 6, in the vicinity of adjacent property (1281 and 1285 St. Paul Street) which was formerly utilized as a tool and dye shop and automotive supply shop;
    - In the vicinity of the former Rochester Photographic Products Company (also identified as General Aristo Company) in the current location of Parking Lot No. 2;
    - In the vicinity of the drywell proximate Building 5;
    - In the vicinity of a former equipment repair shop associated with Rochester Transit Corporation west of Buildings 5 and 12A; and
    - In the vicinity former machine shops, oil storage locations, plating and storage areas, etc. depicted on Sanborn Maps.
- Evaluate soil and groundwater conditions proximate a small building labeled “kerosene” depicted on the 1950 Sanborn Fire Insurance Map adjacent to the south of Building 10.
- Evaluate the potential presence of cyanide in groundwater due to the detection of cyanide in soil during the 2005 Phase II ESA.

- Evaluate areas not previously tested (including Parking Lot No. 7, 8, and 9) for large-scale impacts.
- Further evaluate the presence of apparent urban fill material across the Site, in particular proximate former Kodak Buildings 1, 2, 3, 7, 8, 9, and 13 (i.e., current Parking Lot No. 2); and
- Assess the potential for soil vapor intrusion (SVI) within Site Buildings based on the historical use of chlorinated solvents and petroleum products at the Site.

4.0 SCOPE OF WORK

To achieve the project objectives the following Scope of Work was performed:

4.1 Direct Push Soil Boring and Groundwater Sampling Study

1. Prior to the initiation of subsurface work, an underground utility stake-out, via *Dig Safely New York*, was completed at the Site (ticket numbers 08167-542-471 through 08167-542-485) to locate utilities in the areas where the subsurface assessment would take place.

2. A direct push soil boring and sampling program of the overburden at the Site was implemented. Soil borings were advanced with either a track-mounted Geoprobe® Systems Model 54LT and 6620DT direct-push sampling system, depending on boring location. The use of direct-push technology allows for rapid sampling, observation, and characterization of overburden soils. The Geoprobe utilizes a 4 or 5-foot MacroCore® sampler with disposable polyethylene sleeves. Soil cores are retrieved in 4 or 5-foot sections and can be easily cut from the polyethylene sleeves for observation and sampling. The MacroCore® sampler was decontaminated between boring locations using an alconox and potable water solution. A total of thirty-one (31) soil borings were advanced at the Site to depths ranging from 4.0 to 18.3 feet (ft) below ground surface (bgs). Soil boring locations are depicted on Figure 4.

3. Soils from the borings were continuously assessed for visible impairment, olfactory indications of impairment, and/or indication of detectable volatile organic compounds (VOCs) with a photo-ionization detector (PID). Positive indications from any of these screening methods are collectively referred to as "evidence of impairment." Soils were also continuously screened with a Ludlum gamma radiation meter with a low energy gamma sodium iodide scintillator.

4. Thirteen (13) soil borings were converted to temporary overburden groundwater monitoring wells. Each well was completed with 5 or 10-ft of 0.010-slot well screen connected to an appropriate length of solid PVC well riser to complete the well. The annulus was sand packed with quartz sand to a nominal depth of 1-ft above the screen section. A bentonite seal was placed above the sand pack to several inches bgs. Wells were completed with flush-mounted well covers. Field logs are included as Appendix 2.

5. Groundwater monitoring wells were sampled using dedicated bailers. Samples for metals analysis were collected using a peristaltic pump to limit turbidity of the samples and prevent analysis of sediment. Turbidity was measured prior to collection of samples for metals analysis and turbidity readings were less than 5 NTU in all samples collected for metals analysis.

6. Three (3) of the thirteen (13) newly installed wells were dry and could not be sampled. In addition to the newly installed wells, two (2) of the ten (10) monitoring wells previously installed during the 2005 Phase II ESA by Leader could not be sampled; one (1) well was dry (SB4NE) and

one (1) could not be accessed (SL11W). However, ten (10) of the newly installed wells and eight (8) of the previously installed wells were sampled as part of this Phase II ESA.

4.2 Soil Vapor Intrusion Evaluation

1. Nine (9) collocated sub-slab and indoor air samples as well as one (1) outdoor air sample were collected to preliminarily evaluate the Site Buildings for SVI. One (1) sub-slab and indoor air sample were collected from each of Buildings 4, 6, 10, 11, 11A, 12, and 12A. Two (2) sub-slab and indoor air samples were collected from Building 5. The outdoor air sample was collected from the general upwind direction at the time of sampling (refer to Figure 4). Sampling was conducted in general accordance with the *NYSDOH Guidance for Evaluating Soil Vapor Intrusion in the State of New York* dated 2006 and subsequent updates.
2. Sub-slab vapor samples were collected from beneath the floor slab by drilling an approximate 5/8-inch diameter hole through the floor slab. A 5/8-inch diameter polyethylene tube and barbed fitting (Vapor Pin®) was inserted into the corehole. Leak testing was performed at each location using a tracer gas (i.e., helium) to confirm a sufficient seal has been achieved. Tubing connected a Summa® canister with a pre-set regulator set to 8-hours to the barbed fitting for sub-slab soil vapor collection.
3. Sub-slab, indoor and outdoor air samples were collected using 1-Liter Summa® canisters over an approximate 8-hour timeframe. A NYSDOH Indoor Air Quality Questionnaire and Building Inventory was completed within areas of buildings being sampled and is included as Appendix 4. Sample points were removed, and the holes were sealed with grout to be flush with the finished floor.

4.3 Test Pitting Study

1. Test pits were advanced using an excavator in locations of anomalies A through D identified during the EM61 Geophysical Survey completed as part of the 2005 Phase II ESA by Leader (refer to Figure 5). Test pits were completed until a subsurface metallic object was encountered and characterized. Test pit soils were continuously assessed for evidence of impairment. Refer to Appendix 3 for the Geophysical survey report completed as part of the 2005 Phase II ESA by Leader.

4.4 Laboratory Analysis

Soil and groundwater samples were placed in a cooler on ice and sent under standard chain of custody procedures to Pace Analytical. The following laboratory analysis was performed:

a. Soil

Boring ID	Sample Depth	VOCs	SVOCs	Metals	PCBs	Thorium Isotopes
SB-01	11-13	X	X	X		
SB-02	8-10	X				
SB-10	9-10				X(1)(2)	
SB-10	10-11	X(1)(2)				
SB-11	11-12	X			X	
SB-13	6-8			X		
SB-13	7-10				X	

Boring ID	Sample Depth	VOCs	SVOCs	Metals	PCBs	Thorium Isotopes
SB-13	8-11		X(1)(2)			
SB-13	11-11.8	X				
SB-14	1.9-2.4	X	X			
SB-15	4-6			X(1)(2)		
SB-16	4.9-8			X		
SB-17	0.5-2.3			X		
SB-18	0.4-1.7			X		
SB-18	4-5	X				
SB-22	8-10	X		X		
SB-24	6-9	X				
SB-26	6.5-10	X(1)(2)		X(1)(2)		
SB-27	7-10	X	X(1)((2)			
SB-29	4.4-8					X
SB-29	8-8.4	X(1)(2)				
SB-29	6-8				X	
SB-30	6-8.6			X	X(1)(2)	
SB-31	3-6					X
TP-1B	5-6	X	X			
TP-4	5-6	X	X			

Notes:
(1) Indicates a blind duplicate was collected from this sample location
(2) Indicates a matrix spike/ matrix spike duplicate (MS/MSD) was collected from this sample location

b. Groundwater

	Screened Interval	Monitoring Zone	VOCs	SVOCs	Metals	Cyanide	Thorium Isotopes
MW-01	5-10	Overburden	X				
MW-02	7-12	Overburden	X	X			
MW-03	4-9	Overburden	X				
MW-04	3.5-8.5	Overburden	X				
MW-07	4.5-9.5	Overburden	X				
MW-08	8.3-18.3	Overburden	X				
MW-09	10.8-15.8	Overburden	X				
MW-10	8.5-13.5	Overburden	X				
MW-11	2.5-12.5	Overburden	X	X			X
MW-12	3.6-8.6	Overburden	X				X
IB5NE	19.8-29.8	Interface	X				
IB5SW	5-15	Interface	X		X(1) (2)	X(1) (2)	X
IB5SW2	4.5-19.5	Interface	X				X
IB11AW	13-23	Interface	X		X		X
IB12SW	5-15	Interface	X(1) (2)			X	X
IL2NE	14-24	Interface	X				
IB6NE	14.5-24.5	Interface	X				X
SL6SE	5.5-14.5	Interface	X	X(1)	X		

Notes:
(1) Indicates a blind duplicate was collected from this sample location
(2) Indicates a MS/MSD was collected from this sample location

"Interface" refers to well screens which intersect the overburden-bedrock interface.
Due to laboratory calibration errors, PCB in groundwater samples were not analyzed.

ASP Category B Reports and NYSDEC EQUIS Electronic Data Deliverables (EDDs) were generated for soil and groundwater samples with the exception of thorium analyses. Sub-slab, indoor and outdoor air samples were sent under standard chain of custody procedures to Centek Laboratories for analysis of VOCs via USEPA Method TO-15.

5.0 FINDINGS

5.1 Site Geology and Hydrology

Thirty-one (31) soil borings were advanced at the Site on August 30, August 31, September 1 and September 6, 2017, designated SB-01 through SB-31. The borings were advanced to equipment refusal. Terminal depths of the borings ranged from approximately 4.0 to 18.3-ft bgs.

Soils at the Site consisted generally of fine sand and fine to coarse gravel with some silt and clay at greater depths of soil borings. Silt and clay were observed at shallower depths on the western portion of the Site.

Fill material consisting of wood, glass and brick was encountered in soil borings SB-02 from 4-8-ft bgs, SB-06 from 2.7-4-ft bgs, SB-15 from 0.4 to 1.8-ft bgs, SB-16 from 0.4 to 1.1-ft bgs, SB-17 from 0.4 to 0.9-ft bgs, SB-18 from 0.4 to 1-ft bgs, SB-21 from 1-5-ft bgs, and SB-22 from 0.9 to 3.7-ft bgs.

All soils were continuously assessed by a LaBella Environmental Engineer or Geologist for soil type and evidence of impairment. Petroleum odors were noted in Parking Lot No. 6 (SB-01 at 11.5-12-ft bgs, SB-02 at 0.5-10-ft bgs, SB-03 at 0.5-1.9 and 4-8-ft bgs ,Parking Lot No. 5 (TP-1 at 3-7-ft bgs), and Parking Lot No. 11 (SB-24 at 5-10.5-ft bgs, SB-26 at 5-11.5-ft bgs, SB-27 at 5.6-10-ft bgs and TP-4 at 2-8.6-ft bgs). Elevated PID readings (i.e., greater than 1 part per million (ppm)) were observed in seven (7) of the thirty-one (31) soil borings and two (2) of the four (4) test pits, in Parking Lot No. 5, 6, and 11, with the highest PID reading (1,449) measured in TP-4 from 4-6-ft bgs. Refer to Section 5.3 for additional information regarding field screening results.

Thirteen (13) temporary overburden groundwater monitoring wells (designated as MW-01 through MW-11) were installed at the Site within soil boreholes SB-03, SB-04, SB-06, SB-07, SB-10, SB-13, SB-16, SB-19, SB-21, SB-24, SB-25, SB-30 and SB-31, respectively. The wells were completed with 5 to 10-ft of 0.01-in slotted screen below PVC risers, to total depths ranging from approximately 8.5 to 18.3-ft bgs, respectively. The areas surrounding the well screens were filled with quartz sand. A bentonite seal was placed above the sand pack. Wells were completed with flush-mounted protective casings.

Soil boring and monitoring well locations are shown on Figure 4. Copies of the Soil Boring and Monitoring Well Logs are included in Appendix 1.

5.2 Test Pit Findings

On September 14, 2017 four (4) test pits were advanced in locations of anomalies identified during the Geophysical survey completed as part of the 2005 Phase II ESA. Anomalies and test pits are shown on Figure 5. USTs and potentially associated components were not encountered. The following table summarizes the findings of the test pits.

Test Pit ID	Geophysical Survey Anomaly ID	Terminal Depth of Test Pit (ft bgs)	Maximum PID Reading (ppm)	Apparent Anomaly
TP-1	B	6.5	994 (4-6-ft bgs)	Metal fence post
TP-2	C	3.2	0.8 (0-2-ft bgs)	Concrete footer
TP-3	A	5.7	0.0	Concrete, metal piping
TP-4	D	8.6	1,220 (6-8-ft bgs)	Concrete

Notes:

1. *All PID readings were collected utilizing a Minirae 3000 photoionization detector and are expressed in parts per million (ppm).*

Apparent petroleum impacts were noted in TP-1 and TP-4, located in the southern portion of Parking Lot No. 5 and the western portion of Parking Lot No. 11, respectively.

5.3 Field Screening Results

The table below summarizes PID readings obtained at various depth intervals from the soil borings and test pits:

Test Boring/Well Summary and Soil PID Readings

Test Boring ID	Well Number	Sample Interval (ft bgs)								
		0-2	2-4	4-6	6-8	8-10	10-12	12-14	14-16	16-18
SB-01	--	0	0	0	0	0	110.8	0	--	--
SB-02	--	47.2	212.1	212.4	242.8	987.6	--	--	--	--
SB-03	MW-01	5.8	0.3	0	0	0	0	--	--	--
SB-04	MW-02	0	0	0	0	0	0	--	--	--
SB-05	--	0	0	0	0	0	0	--	--	--
SB-06	MW-03	0	0	3.2	0	0	0	--	--	--
SB-07	MW-04	0	0	0	0	0	--	--	--	--
SB-08	--	0	0	0	0	0	--	--	--	--
SB-09	--	0	0	0	0	0	0	--	--	--
SB-10	MW-05	0	0	0	0	0	0	--	--	--
SB-11	--	0	0	0	0	0	0	--	--	--
SB-12	--	0	0	0	0	0	0	--	--	--
SB-13	MW-06	0	0	0	0	0	0	--	--	--
SB-14	--	0	0	--	--	--	--	--	--	--
SB-15	--	0	0	0	0	--	--	--	--	--
SB-16	MW-07	0	0	0	0	0	--	--	--	--
SB-17	--	0	0	0	0	0	--	--	--	--

Test Boring ID	Well Number	Sample Interval (ft bgs)								
		0-2	2-4	4-6	6-8	8-10	10-12	12-14	14-16	16-18
SB-18	--	0	0	0	--	--	--	--	--	--
SB-19	MW-08	0	0	0	0	0	0	0	0	0
SB-20	--	0	0	0	0	0	0	0	0	0
SB-21	MW-09	0	0	0	0	0	0	0	0	--
SB-22	--	0	0	0	0	0	0	0	--	--
SB-23	--	0	0	0	0	0	0	0	--	--
SB-24	MW-10	0	0	1,450	1,646	773	184	0.6	--	--
SB-25	MW-11	0	0	0	0	0	0	0	--	--
SB-26	--	0.2	0.9	436	1,004	209	345	--	--	--
SB-27	--	0	0	29.9	1,574	892	164	--	--	--
SB-28	--	0	0	0	0	0	--	--	--	--
SB-29	--	0	0	0	0	0	--	--	--	--
SB-30	MW-12	0	0	0	0	0	--	--	--	--
SB-31	MW-13	0	0	0	0	0	--	--	--	--
TP-1	--	5.6	3.2	994	156	--	--	--	--	--
TP-2	--	0.8	0	--	--	--	--	--	--	--
TP-3	--	0	0	0	--	--	--	--	--	--
TP-4	--	0.9	789	1,449	1,220	--	--	--	--	--

Notes:

2. *All PID readings were collected utilizing a Minirae 3000 photoionization detector and are expressed in parts per million (ppm).*
3. *The PID screening is performed as a method of determining general presence of VOCs in soil, and to provide a basis for selecting samples for laboratory analysis. The readings obtained provide only an indication of the relative levels of VOC presence in the soil, and are not considered to be a direct quantization of actual soil VOC concentration.*
4. *"--" denotes boring not completed to above-listed depth or insufficient recovery occurred at specified depth.*

Background radiation meter readings ranged from 1 to 18 uR/hr. Soil radiation meter readings did not exceed background. Readings are included on Field Logs in Appendix 2.

5.4 Laboratory Analytical Results

5.4.1 Soil

The following laboratory analyses were conducted for soil samples:

- Twelve (12) for USEPA Target Compound List (TCL) VOCs using USEPA Method 8260;
- Two (2) for CP-51 VOCs using USEPA Method 8260;
- Six (6) for NYSDEC CP-51 list semi-volatile organic compounds (SVOCs) using USEPA Method 8270;
- Nine (9) for Target Analyte List (TAL) Metals using USEPA Method 6010/7470;
- Five (5) for PCBs using USEPA Method 8082; and
- Two (2) for thorium isotopes using Method HASL 300.

Results were compared to NYSDEC 6 New York Codes, Rules and Regulations (NYCRR) Part 375-6.8(a) Unrestricted Use Soil Cleanup Objectives (SCOs), 6 NYCRR Part 375-6.8(b) Restricted Residential Use

SCOs and 6 NYCRR Part 375-6.8(b) Commercial Use SCOs.

VOCs:
VOCs were detected above laboratory method detection limits (MDLs) in all fourteen (14) soil samples analyzed for VOCs. 2-Butanone also known as methyl-ethyl-ketone, was detected in SB-24 at 6-9-ft bgs (Parking Lot No. 11) above the Unrestricted Use SCO but below the Restricted Residential Use SCO. N-propylbenzene was detected in TP-1B at 5-6-ft bgs (Parking Lot No. 5) above the Unrestricted Use SCO but below the Restricted Residential Use SCO. Several petroleum-related VOCs including ethylbenzene, xylene, naphthalene, n-propylbenzene, 1,2,4-trimethylbenzene, and 1,3,5-trimethylbenzene were detected in TP-4 at 5-6-ft bgs (Parking Lot No. 11) above Unrestricted Use SCOs. Compounds ethylbenzene, xylene, 1,2,4-trimethylbenzene, and 1,3,5-trimethylbenzene exceed Restricted Residential Use SCOs and 1,2,4-trimethylbenzene also exceeds the Commercial Use SCO.

Petroleum compounds ethylbenzene and xylene were also detected in SB-02 at 8-10-ft bgs (Parking Lot No. 6), and ethylbenzene was also detected in SB-26 at 6.5-10-ft bgs (Parking Lot No. 11), and SB-27 at 7-10-ft bgs (Parking Lot No. 11); however, the concentrations do not exceed Unrestricted Use SCOs.

CVOCs were detected in four (4) soil samples above laboratory method detection limits (MDLs) but below Unrestricted Use SCOs. Specifically, TCE was detected in SB-11 at 11-12-ft bgs (proximate Building 12A), SB-14 at 1.9-2.4-ft bgs (Parking Lot No. 2), SB-18 at 4-5-ft bgs (Parking Lot No. 2), and SB-29 at 8-8.4-ft bgs (between Buildings 5 and 10). Tetrachloroethene (PCE) and cis-1,2-dichloroethene were also detected in SB-14 at 1.9-2.4-ft bgs (Parking Lot No. 2).

SVOCs:
SVOCs were detected above laboratory MDLs in two (2) of the six (6) soil samples analyzed for SVOCs. Specifically, 2-methylnaphthalene and naphthalene were detected in SB-27 at 7-10-ft bgs (Parking Lot No. 11) and naphthalene and phenanthrene were detected in TP-4 at 5-6-ft bgs (Parking Lot No. 11). Concentrations of SVOCs detected do not exceed Unrestricted Use SCOs.

Metals:
Metals were detected above laboratory MDLs in all nine (9) soil samples analyzed for metals. Concentrations of arsenic in SB-15 at 4-6-ft bgs (Parking Lot No. 2), and copper, nickel and mercury in SB-16 at 4-9.8-ft bgs (Parking Lot No. 11) exceed Unrestricted Use SCOs. Concentrations of metals detected do not exceed Restricted Residential Use SCOs.

PCBs:
PCBs were detected in one (1) of the five (5) soil samples analyzed for PCBs. Specifically, PCB-1242 was detected in SB-29 at 6-8-ft bgs (between Buildings 5 and 10); however, the concentration does not exceed Unrestricted Use SCOs for total PCBs.

Thorium:
Thorium isotopes were detected in each of the two (2) soil samples analyzed for thorium isotopes; however, concentrations do not exceed the General Soil Screening Levels for

Radionuclides: Migration to Groundwater: 20DAF obtained from Appendix A of the USEPA's Soil Screening Guidance for Radionuclides.

Refer to Table 1 for a summary of detected compounds in soil. Laboratory reports are included as Appendix 2. Refer to Figure 6 for a summary of soil sample results.

5.4.2 Groundwater

A total of eighteen (18) groundwater samples were submitted for laboratory analysis as follows;

- Eighteen (18) for USEPA TCL and NYSDEC CP-51 list VOCs using USEPA Method 8260;
- Three (3) for NYSDEC CP-51 list semi-volatile organic compounds (SVOCs) using USEPA Method 8270;
- Three (3) for Target Analyte List (TAL) Metals using USEPA Method 6010/7470;
- Two (2) for cyanide using USEPA Method 9012; and
- Seven (7) for thorium isotopes using Method HASL 300.

Attempts were made to sample previously installed monitoring well SL11W; however, the well cover was rusted closed and could not be accessed. In addition, attempts were made to sample previously installed well SB4NE and newly installed wells MW-05, MW-06, and MW-13; however, these wells were dry at the time of sample collection and sufficient sample volume could not be obtained. It should be noted that due to an error in preparation at the laboratory, groundwater could not be analyzed for PCBs.

Groundwater sample results were compared to NYSDEC 6 NYCRR Part 703 Groundwater Quality Standards and Technical and Operational Guidance Series (TOGS) 1.1.1 Ambient Water Quality Standards and Guidance Values ("NYSDEC Groundwater Standards").

VOCs:
VOCs were detected in all eighteen (18) groundwater samples analyzed for VOCs. Concentrations of acetone in several groundwater samples exceed NYSDEC Groundwater Standards. Acetone was also detected in the trip blanks; therefore, the presence of acetone is likely attributed to laboratory artifacts.

In addition to acetone, CVOCs (TCE and cis-1,2-dichloroethene) were detected at concentrations above NYSDEC Groundwater Standards in monitoring wells IB11AW (proximate Building 11), IB5SW2 (proximate Building 5), MW-07 and IL2NE (Parking Lot No. 2), and MW-12 (between Buildings 5 and 12A). The greatest concentration of TCE detected in groundwater was 15.4 micrograms per liter (ug/L) or parts per billion (ppb) in MW-7 located in Parking Lot No. 2.

It should be noted that greater concentrations of TCE were detected in the 2005 Phase II ESA by Leader, specifically, 16 ppb in IB11AW and 28 ppb in IB12SW. Additionally, TCE was detected at 3.9 ppb in IL2NE and at 7.7 ppb in IB5SW2 in the 2005 Phase II ESA by Leader.

Petroleum related VOCs (xylene and isopropylbenzene) at concentrations exceeding NYSDEC Groundwater Standards were detected in SL6SE located in Parking Lot No. 6. Petroleum related

VOCs were also detected in MW-3 (Parking Lot No. 6), MW-4 (Parking Lot No. 5), MW-7 (Parking Lot No. 2), MW-10 (Parking Lot No. 11), MW-12 (between Buildings 5 and 12A), and IB6NE (northeast of Building 6); however, concentrations of petroleum compounds detected in these wells do not exceed NYSDEC Groundwater Standards. Petroleum compounds were also detected in SL11W and SB4NE in the 2005 Phase II ESA by Leader at concentrations that exceed NYSDEC Groundwater Standards; these wells could not be sampled during this Phase II ESA.

SVOCs:
SVOCs were detected in one (1) of the three (3) groundwater samples analyzed for SVOCs. Specifically, 2-methylnaphthalene and naphthalene were detected in SL6SE located in Parking Lot No. 6. Fluorene was also detected in the Blind Duplicate sample which was collected from SL6SE. The concentration of naphthalene detected in Blind Duplicate collected from SL6NE slightly exceeds the NYSDEC Groundwater Standard for this compound. SVOCs were also detected in SL11W and SB4NE in the 2005 Phase II ESA by Leader at concentrations that exceed NYSDEC Groundwater Standards; these wells could not be sampled during this Phase II ESA.

Metals:
Metals were detected in all three (3) groundwater samples analyzed for metals. Concentrations of iron and sodium in SL6SE (Parking Lot No. 6), magnesium and sodium in IB11AW (proximate Building 11), and sodium in IB5SW (proximate Building 5) exceed NYSDEC Groundwater Standards. Metals were also detected in several groundwater samples in the 2005 Phase II ESA by Leader at concentrations that exceed NYSDEC Groundwater Standards.

Cyanide:
Cyanide was not detected above laboratory MDLs in either of the two (2) groundwater samples analyzed for PCBs.

Thorium:
Thorium isotopes were detected in each of the seven (7) groundwater samples analyzed for thorium isotopes; however, concentrations do not exceed the Radionuclide Drinking Water Maximum Contaminant Levels obtained from the USEPA's Soil Screening Guidance for Radionuclides Technical Background Document.

Refer to Table 2 for a summary of detected compounds in groundwater. Laboratory reports are included as Appendix 2. Refer to Figure 7 for a summary of groundwater sample results.

5.4.3 Sub-Slab, Indoor, and Outdoor Air

Nine (9) collocated sub-slab and indoor air samples as well as one (1) outdoor air sample were collected concurrently on September 8, 2017. Samples were collected using 1-Liter Summa® canisters over an approximate 8-hour time period. It should be noted the SVI evaluation was not conducted during the heating season and heating ventilating, and air conditioning (HVAC) systems were not operating.

Based on a comparison of sub-slab vapor to indoor air concentrations to the NYSDOH Decision Matrices updated May 2017, seven (7) of the nine (9) sample locations warrant mitigation due to concentrations of TCE detected in sub-slab and indoor air. Buildings warranting mitigation include Buildings 5, 10, 11,

11A, 12, and 12A. Of the remaining sample locations, results from Building 4 require "identify sources and resample or mitigate" and results from Building 6 require "monitor" in accordance with the NYSDOH Decision Matrices. Concentrations of TCE in sub-slab vapor were detected up to 2,900 micrograms per cubic meter (ug/m^3) in Building 12A and concentrations of TCE in indoor air were detected up to 6.1 ug/m^3 in Building 12. The concentration of TCE detected in indoor air in Building 12A (6.1 ug/ m^3) exceeds the NYSDOH Air Guideline Value obtained from Table 3.1 of the NYSDOH Guidance.

Refer to Table 3 for a summary of detected compounds in soil vapor, indoor and outdoor air. Laboratory reports are included in Appendix 2. Refer to Figure 8 for a summary of SVI sample results.

6.0 CONCLUSIONS

LaBella was retained by Eastman Kodak Company to conduct a Phase II ESA at the Hawkeye Facility located at 1405 and 1447 St. Paul Street and associated parking lots addressed as 26 Avenue D, 74, 90, & 98 Avenue E, 1295-1321, 1300, 1331, 1335, 1345-1365, 1346-1362, 1364-1368, & 1430 St. Paul Street, City of Rochester, Monroe County, New York. The Phase II ESA consisted of the advancement of thirty-one (31) soil borings, installation of thirteen (13) overburden groundwater monitoring wells, advancement of four (4) test pits, associated laboratory analysis of soil and groundwater samples and a limited SVI assessment of Site Buildings. This ESA was performed to assess for large-scale subsurface impacts associated with historical uses of the Site and to further evaluate impacts identified as part of the 2005 Phase II ESA. Based on the findings of this investigation, the following conclusions have been made:

Petroleum-Related Compounds:

Petroleum impacted soil was encountered in Parking Lot No. 5, 6, and 11 with elevated PID readings up to 994 ppm in Parking Lot No. 5, 987.6 ppm in Parking Lot No. 6, and 1,449 ppm in Parking Lot No. 11. Petroleum compounds detected in soil samples from these locations do not exceed Restricted Residential Use SCOs with the exception of TP-4 at 5-6-ft bgs (Parking Lot No. 11) in which several compounds exceed Restricted Residential Use SCOs and one (1) compound exceeds Commercial Use SCOs. In 2005, petroleum-related compounds were detected above Unrestricted Use SCOs but below Restricted Residential SCOs in Parking Lot No. 11.

In addition, petroleum compounds were only detected above NYSDEC Groundwater Standards in one (1) monitoring well, SL6SE (Parking Lot No. 6). It should be noted that in the 2005 Phase II ESA by Leader, petroleum compounds including benzene, ethylbenzene, and toluene were detected in monitoring wells SB4NE (proximate former UST area north of Building 4) and SL11W (Parking Lot No. 11) at concentrations that exceed NYSDEC Groundwater Standards. These two (2) wells could not be sampled during this Phase II ESA. In addition, xylene was detected in SL6NE at 130 ppb in the 2005 Phase II ESA by Leader; during this Phase II ESA xylene was detected at 21.9 ppb in SL6NE.

Gasoline filling stations were previously located in Parking Lots No. 5, 6, and 11 and releases from these historical facilities are likely the sources of these impacts. Based on the petroleum impacts identified in Parking Lot No. 5, 6 and 11, the investigation findings were reported to the NYSDEC and the following spill numbers were assigned:

- Parking Lot No. 5 – NYSDEC Spill # 1706563
- Parking Lot No. Lot 6 – NYSDEC Spill # 1706564
- Parking Lot No. Lot 11 - NYSDEC Spill # 1706565

Impacts identified in the southern portion of Parking Lot No. 5 appear to be associated with the former Cumberland Farms facility (active NYSDEC Spill #9708387). Refer to Appendices 7 and 8 for the Remedial Action Plan and Remedial Soil Excavation Summary, respectively, for additional information regarding the former Cumberland Farms facility.

USTs were not encountered during advancement of test pits in locations of magnetic anomalies identified during the Geophysical Survey conducted as part of the 2005 Phase II ESA by Leader.

Chlorinated Volatile Organic Compounds:

CVOCs were detected at low-levels in soil and groundwater at the Hawkeye Facility (i.e., proximate Site Buildings and not at adjacent parking lots). CVOCs were not detected in soil above Unrestricted Use SCOs; however, CVOCs including TCE and cis-1,2,-dichloroethene were detected in groundwater in several wells at the Hawkeye Facility slightly above NYSDEC Groundwater Standards. TCE was detected up to 15.4 ppb (MW-07) and cis-1,2-dichloroethene was detected up to 5.4 ppb (IB11AW).
The greatest concentration of TCE in groundwater identified during the 2005 Phase II ESA was 28 ppb in IB12SW (proximate Building 12). Refer to Appendix 5 and Table 3 for historical testing data.

A specific source of the CVOC impacts identified in groundwater at the Site has not been identified; however, the low-level, wide-spread nature of these impacts may be indicative of multiple discrete sources (e.g., failed drains/piping, poor housekeeping, waste storage, etc.) from the prior historical uses of chlorinated solvents at the Site. SVI results (see below) indicate sources of the low-level concentrations of CVOCs observed in groundwater may be present beneath building footprints, particularly Building 12A.

Heavy Metals/Urban Fill:

Urban fill material consisting of wood, glass and brick was observed in Parking Lot No. 2, 6 and 8 ranging in thickness from 0.5 to 4.0-ft. Urban fill is commonly encountered in the City of Rochester and can often have elevated concentrations of heavy metals. Several metals were identified in soil samples at concentrations which exceed Unrestricted Use SCOs but are below Restricted Residential Use SCOs. These results are consistent with the results of the 2005 Phase II ESA, with the exception of one (1) 2005 sample collected from Parking Lot No. 2 which had concentrations of cadmium above Restricted Residential SCOs but below Commercial Use SCOs and lead above Commercial Use SCOs but below Industrial SCOs.

In addition, elevated concentrations of sodium, magnesium and iron were detected in select wells. However, the presence of these metals in groundwater may be from naturally occurring compounds and/or road salt.

Polychlorinated Biphenyls and Cyanide:

PCBs and cyanide were not detected at elevated concentrations. It should be noted that Aroclor 1242 (a PCB congener) was detected above the laboratory MDL but below the Unrestricted Use SCO for total PCBs in soil sample SB-29, located between Buildings 5 and 10. It should be noted that due to an error in preparation at the laboratory, groundwater could not be analyzed for PCBs.

Soil Vapor Intrusion:

SVI sampling in the Site Buildings identified concentrations of TCE in sub-slab vapor and indoor air in six (6) of the eight (8) buildings that warrant mitigation (Buildings 5, 10, 11, 11A, 12, and 12A). The remaining two (2) buildings warranted further monitoring. It should be noted the SVI evaluation was not conducted during the heating season and HVAC systems were not operating. Furthermore, the footprint of the buildings comprises approximately 120,000-square feet and a total of only nine (9) locations were tested for SVI. As such, additional testing appears warranted to determine the extent of areas of the Site buildings which may need to be mitigated.

Thorium:

Thorium isotopes were detected in soil and groundwater; however, concentrations detected do not exceed applicable regulatory comparison criteria.

7.0 RECOMMENDATIONS

Based on the findings of this investigation, LaBella recommends the following:

- Due to the concentrations of TCE detected in sub-slab vapor and indoor air, it is recommended that additional SVI sampling be completed prior to mitigation to define specific areas of the Site Buildings which require mitigation, if possible, prior to occupancy. In addition, if new buildings which are planned to be occupied are constructed at the Site, they should be evaluated for SVI and/or mitigated. Note that the Site buildings are currently unoccupied.
- It is recommended that prior to future subsurface work (i.e., redevelopment, utility work, etc.) an Environmental Management Plan (EMP) be developed for the Site to be implemented during future subsurface work. Field screening identified several areas of apparent petroleum contamination that should be property handled if encountered during future subsurface work. The EMP should provide procedures for identifying and managing impacted subsurface material. Any impacted subsurface material or buildings materials encountered during future construction or redevelopment should be managed in accordance with applicable regulations.
- Based on the impacts identified at the Site, the Site may be eligible for the NYSDEC Brownfield Cleanup Program under which a comprehensive remedial investigation would likely be required.

A copy of all information collected during this assessment, including maps, notes, analytical data and other material will be kept on file at the offices of LaBella Associates, D.P.C. This information is available upon the request.

8.0 SIGNATURES OF ENVIRONMENTAL PROFESSIONALS

Report Prepared By:

Ann Aquilina
Environmental Engineer

Report Reviewed By:

Jennifer M. Gillen
Environmental Geologist

I:\EASTMAN KODAK COMPANY\2172124 - HAWKEYE FACILITY PH II\REPORTS\PHASE II ESA KODAK HAWKEYEV3.DOCX

LABELLA Associates, D.P.C. | Engineering Architecture Environmental Planning

FIGURES

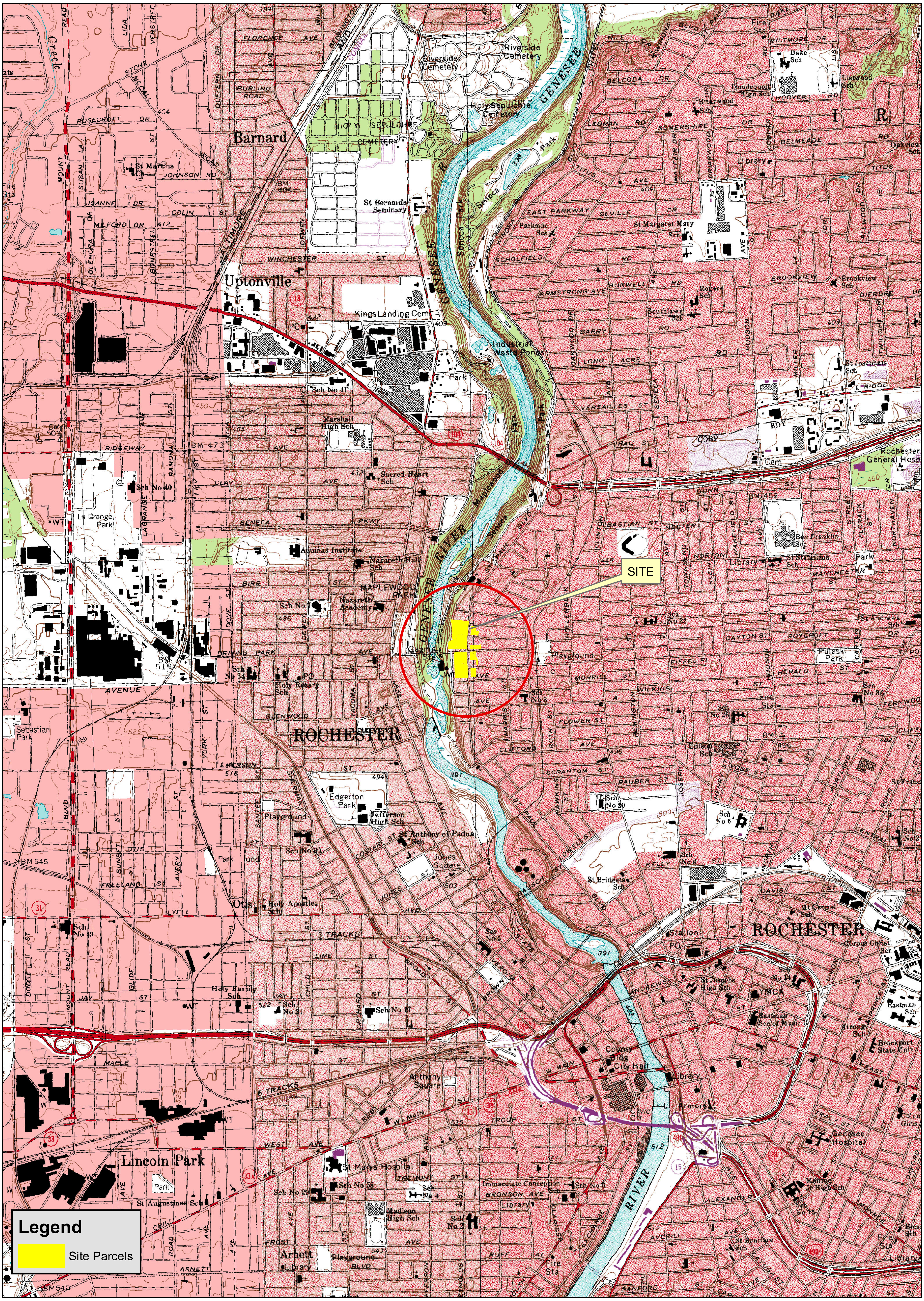

PROJECT/DRAWING NUMBER:

2172124

FIGURE 1

PROJECT:

PHASE II ESA
HAWKEYE FACILITY
ROCHESTER, NY

DRAWING NAME:

SITE LOCATION MAP
USGS TOPOGRAPHIC MAP

CLIENT:

EASTMAN KODAK COMPANY

N E S W

0 1,000 2,000 Feet

1 inch = 2,000 feet

INTENDED TO PRINT AS: 11" X 17"

LABELLA Associates, D.P.C.
300 STATE STREET
ROCHESTER, NY 14614
P: (585) 454-6110
F: (585) 454-3066
www.labellapc.com
Engineering
Architecture
Environmental
Planning

Path: I:\Eastman Kodak Company\2172124 - Hawkeye Facility Ph II\Drawings\Figure 1.mxd

NOTES:
1) Property boundaries obtained from Monroe County GIS 2014 and are considered approximate.
2) Aerial image obtained from City of Rochester 2015 and may not represent current conditions.

PROJECT/DRAWING NUMBER:

2172124

FIGURE 2

PROJECT:

PHASE II ESA
HAWKEYE FACILITY
ROCHESTER, NY

DRAWING NAME:

SITE LAYOUT

CLIENT:

EASTMAN KODAK COMPANY

N
W E
S

0 50 100
Feet
1 inch = 100 feet
INTENDED TO PRINT AS: 11" X 17"

LABELLA Associates, D.P.C.
300 STATE STREET
ROCHESTER, NY 14614
P: (585) 454-6110
F: (585) 454-3066
www.labellapc.com
Engineering
Architecture
Environmental
Planning

Path: I:\Eastman Kodak Company\2172124 - Hawkeye Facility Ph II\Drawings\Figure 2- Site Layout.mxd

Former UST Area

Former Rochester Photographic Products

Metal Stamping & Plating (1911)

1976-1977 Spill of Photo-Processing Waste

Photo Process Waste Release Outfall

Machine Shop (1911)

PCB Release Outfall

Kerosene (1950)

Settling Pit Outfall

Repair Shops of NY State Railway Lines
Machine shop, repair shop (1911)

R.C. Shaheen Paint Company

Gasoline Filling Station (1950)

120 gallon tank (1911)

Gasoline Filling Station

Eastman Kodak Co. Lens Manufacturing Works (1950)

Gasoline Tanks (1950)

Automotive Operations
-Auto Washing
-Battery Service
-Battery Storage
-Paint
(1950)

Machine Sales & Service (1950)

Gasoline Filling Station (1950)

Gasoline Tanks (1950)

Gasoline Tanks (1950)

Gasoline Filling Station (1950)

Tool & Dye (1997)
Automotive Repair (1975)

BLDG 4
LOT #2
Dorbeth Rd
BLDG 11A
BLDG 11
BLDG 12
BLDG 6
LOT #9
BLDG 10
Malling Dr
BLDG 12A
BLDG 5
LOT #11
LOT #4
Avenue E St
LOT #8
LOT #5
Saint Paul St
Nox Aly
Carthage Dr
Avenue D
LOT #6
LOT #7
Avenue C

Legend

- Site
- Site Buildings
- Former Underground Storage Tanks (Sanborn Maps)
- Historical Features
- Former Thorium Glass Settling Pit
- Drywell
- Approximate Outfall Locations

NOTES:
1) Property boundaries obtained from Monroe County GIS 2014 and are considered approximate.
2) Aerial image obtained from City of Rochester 2015 and may not represent current conditions.
3) Historical features obtained from Sanborn Maps and previous reports by others and are considered approximate.

PROJECT/DRAWING NUMBER:
2172124
FIGURE 3

PROJECT:
PHASE II ESA
HAWKEYE FACILITY
ROCHESTER, NY

DRAWING NAME:
HISTORICAL SITE FEATURES

CLIENT:
EASTMAN KODAK COMPANY

N W E S

0 50 100 Feet
1 inch = 100 feet
INTENDED TO PRINT AS: 11" X 17"

LABELLA Associates, D.P.C.
300 STATE STREET
ROCHESTER, NY 14614
P: (585) 454-6110
F: (585) 454-3066
www.labellapc.com
Engineering
Architecture
Environmental
Planning

Path: I:\Eastman Kodak Company\2172124 - Hawkeye Facility Ph II\Drawings\Figure 3- Historical Features.mxd

NOTES:
1) Property boundaries obtained from Monroe County GIS 2014 and are considered approximate.
2) Aerial image obtained from City of Rochester 2015 and may not represent current conditions.
3) Previous testing locations and Site features Georeferenced from reports by others and locations are considered approximate.
4) Test pit locations selected based on anomalies identified in 2004 Geophysical Survey.
5) LaBella testing locations measured from Site features and are considered approximate.

PROJECT/DRAWING NUMBER:
2172124
FIGURE 4

PROJECT:
PHASE II ESA
HAWKEYE FACILITY
ROCHESTER, NY

DRAWING NAME:
CUMULATIVE TESTING LOCATIONS

CLIENT:
EASTMAN KODAK COMPANY

N W E S

0 50 100 Feet
1 inch = 100 feet
INTENDED TO PRINT AS: 11" X 17"

LABELLA Associates, D.P.C.
300 STATE STREET
ROCHESTER, NY 14614
P: (585) 454-6110
F: (585) 454-3066
www.labellapc.com
Engineering
Architecture
Environmental
Planning

Path: I:\Eastman Kodak Company\2172124 - Hawkeye Facility Ph II\Drawings\Figure 4- Cumulative Testing Locations.mxd

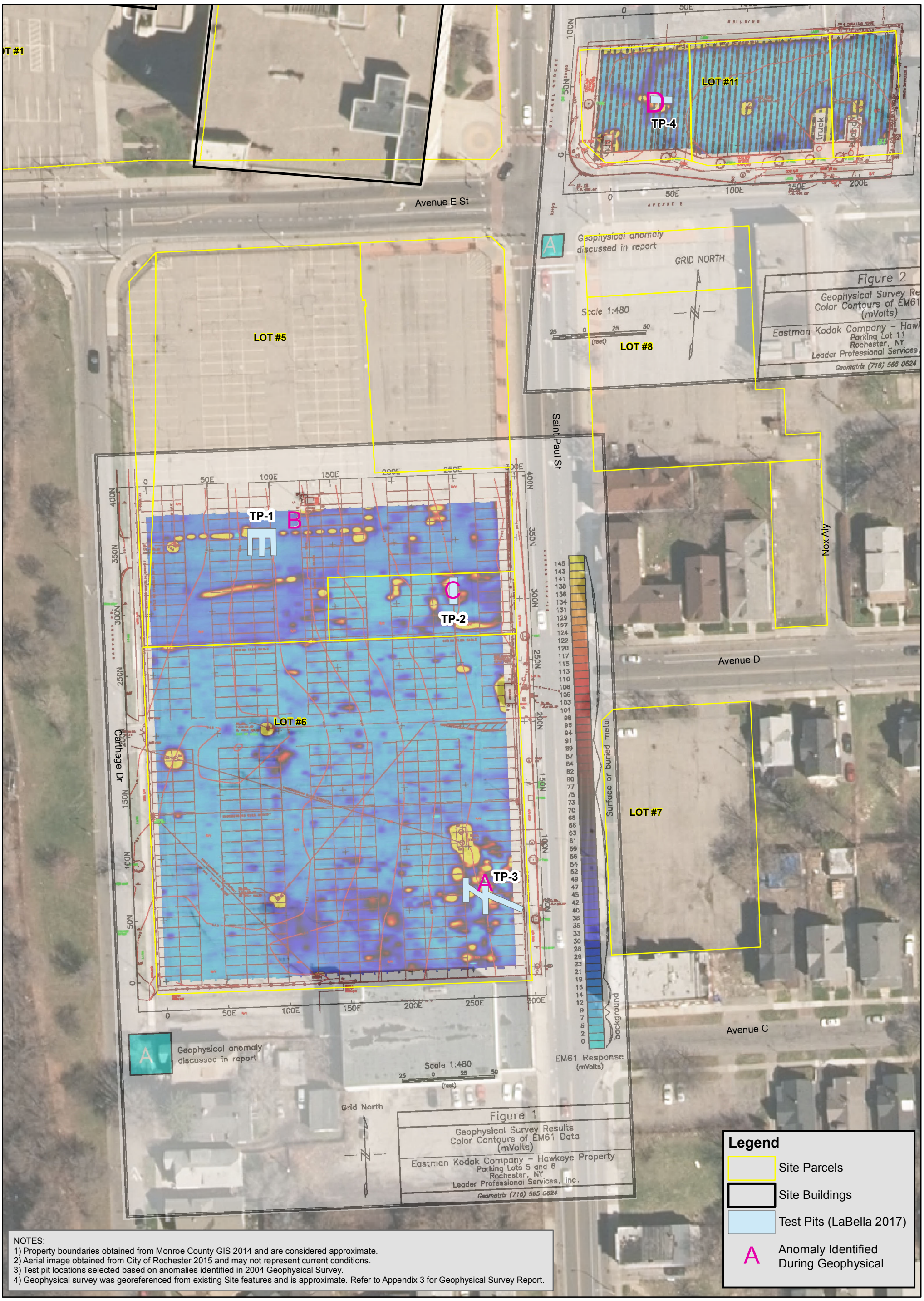

NOTES:
1) Property boundaries obtained from Monroe County GIS 2014 and are considered approximate.
2) Aerial image obtained from City of Rochester 2015 and may not represent current conditions.
3) Test pit locations selected based on anomalies identified in 2004 Geophysical Survey.
4) Geophysical survey was georeferenced from existing Site features and is approximate. Refer to Appendix 3 for Geophysical Survey Report.

PROJECT/DRAWING NUMBER:
2172124
FIGURE 5

PROJECT:
PHASE II ESA
HAWKEYE FACILITY
ROCHESTER, NY

DRAWING NAME:
GEOPHYSICAL SURVEY RESULTS & TEST PIT LOCATIONS

CLIENT:
EASTMAN KODAK COMPANY

N W E S
0 50 100 Feet
1 inch = 70 feet
INTENDED TO PRINT AS: 11" X 17"

LABELLA Associates, D.P.C.
300 STATE STREET
ROCHESTER, NY 14614
P: (585) 454-6110
F: (585) 454-3066
www.labellapc.com
Engineering
Architecture
Environmental
Planning

Path: I:\Eastman Kodak Company\2172124 - Hawkeye Facility Ph II\Drawings\Figure 8.mxd

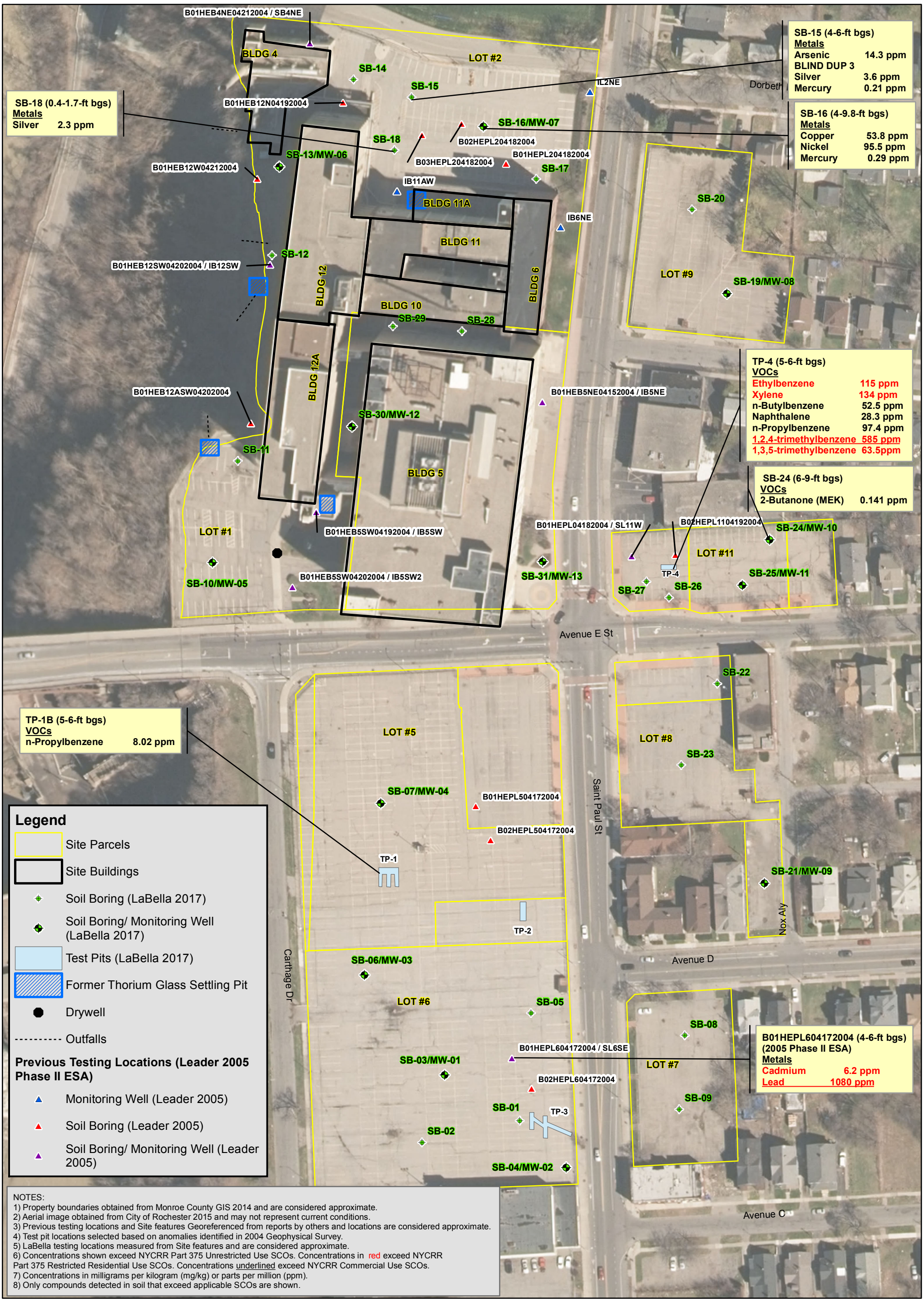

NOTES:
1) Property boundaries obtained from Monroe County GIS 2014 and are considered approximate.
2) Aerial image obtained from City of Rochester 2015 and may not represent current conditions.
3) Previous testing locations and Site features Georeferenced from reports by others and locations are considered approximate.
4) Test pit locations selected based on anomalies identified in 2004 Geophysical Survey.
5) LaBella testing locations measured from Site features and are considered approximate.
6) Concentrations shown exceed NYCRR Part 375 Unrestricted Use SCOs. Concentrations in red exceed NYCRR Part 375 Restricted Residential Use SCOs. Concentrations underlined exceed NYCRR Commercial Use SCOs.
7) Concentrations in milligrams per kilogram (mg/kg) or parts per million (ppm).
8) Only compounds detected in soil that exceed applicable SCOs are shown.

PROJECT/DRAWING NUMBER:
2172124
FIGURE 6

PROJECT:
PHASE II ESA
HAWKEYE FACILITY
ROCHESTER, NY

DRAWING NAME:
SOIL SAMPLE RESULTS

CLIENT:
EASTMAN KODAK COMPANY

N W E S
0 50 100 Feet
1 inch = 100 feet
INTENDED TO PRINT AS: 11" X 17"

LABELLA Associates, D.P.C.
300 STATE STREET
ROCHESTER, NY 14614
P: (585) 454-6110
F: (585) 454-3066
www.labellapc.com
Engineering
Architecture
Environmental
Planning

Path: I:\Eastman Kodak Company\2172124 - Hawkeye Facility Ph II\Drawings\Figure 6- Soil Sample Results.mxd

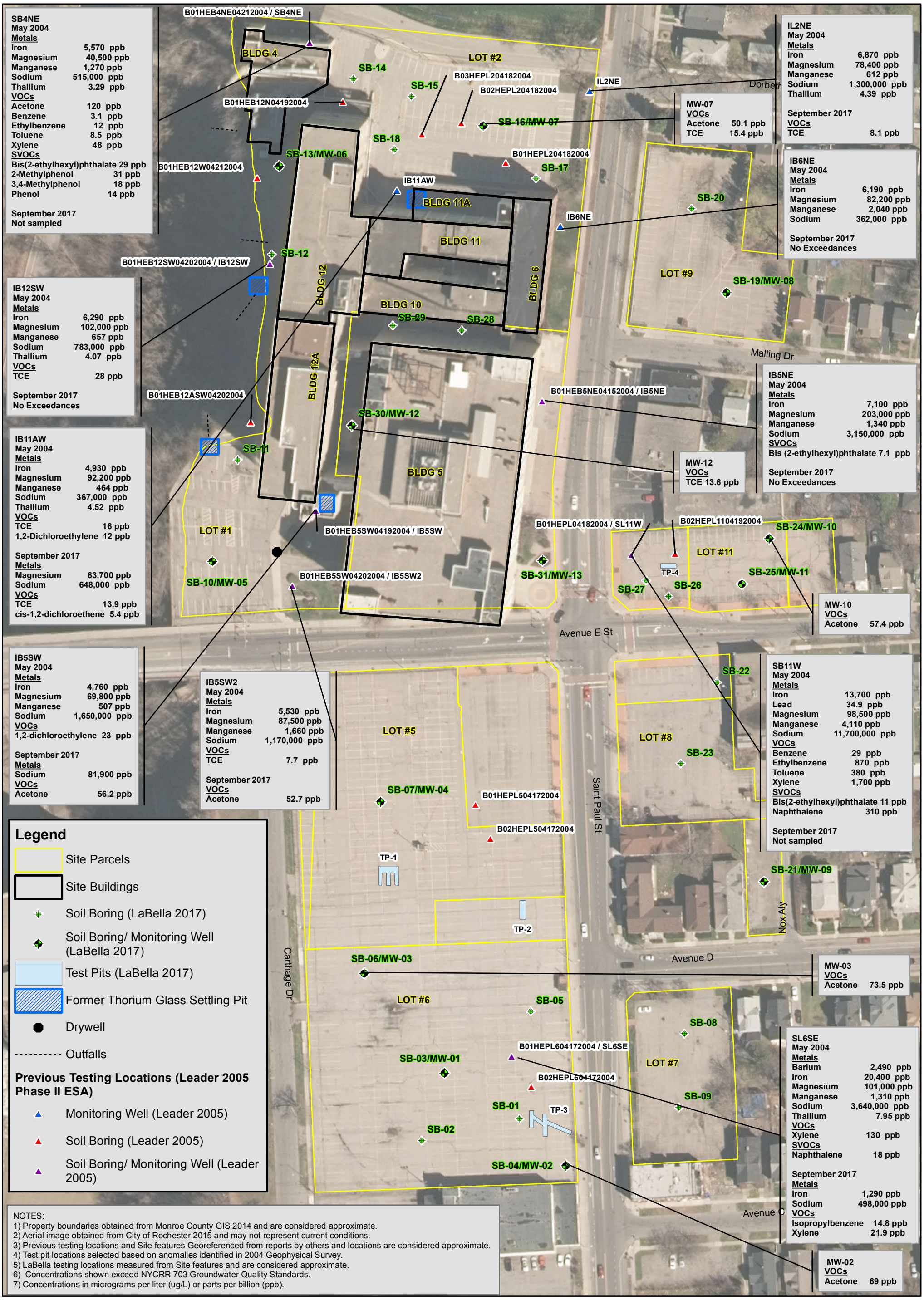

NOTES:
1) Property boundaries obtained from Monroe County GIS 2014 and are considered approximate.
2) Aerial image obtained from City of Rochester 2015 and may not represent current conditions.
3) Previous testing locations and Site features Georeferenced from reports by others and locations are considered approximate.
4) Test pit locations selected based on anomalies identified in 2004 Geophysical Survey.
5) LaBella testing locations measured from Site features and are considered approximate.
6) Concentrations shown exceed NYCRR 703 Groundwater Quality Standards.
7) Concentrations in micrograms per liter (ug/L) or parts per billion (ppb).

PROJECT/DRAWING NUMBER:
2172124
FIGURE 7

PROJECT:
PHASE II ESA
HAWKEYE FACILITY
ROCHESTER, NY

DRAWING NAME:
GROUNDWATER SAMPLE RESULTS

CLIENT:
EASTMAN KODAK COMPANY

N W E S
0 50 100 Feet
1 inch = 100 feet
INTENDED TO PRINT AS: 11" X 17"

LABELLA Associates, D.P.C.
300 STATE STREET
ROCHESTER, NY 14614
P: (585) 454-6110
F: (585) 454-3066
www.labellapc.com
Engineering
Architecture
Environmental
Planning

Path: I:\Eastman Kodak Company\2172124 - Hawkeye Facility Ph II\Drawings\Figure 7- Groundwater Sample Results.mxd

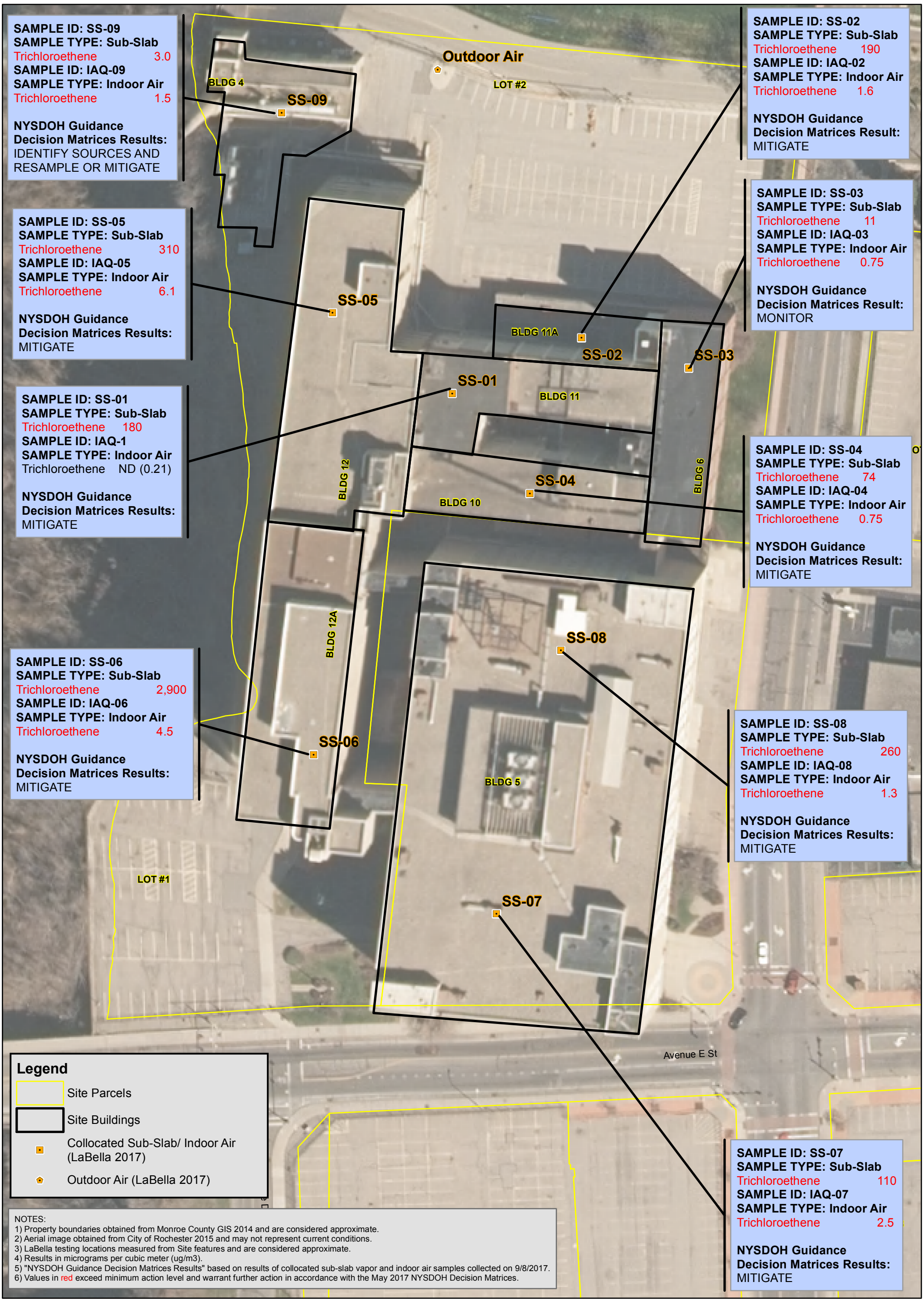

NOTES:
1) Property boundaries obtained from Monroe County GIS 2014 and are considered approximate.
2) Aerial image obtained from City of Rochester 2015 and may not represent current conditions.
3) LaBella testing locations measured from Site features and are considered approximate.
4) Results in micrograms per cubic meter (ug/m3).
5) "NYSDOH Guidance Decision Matrices Results" based on results of collocated sub-slab vapor and indoor air samples collected on 9/8/2017.
6) Values in red exceed minimum action level and warrant further action in accordance with the May 2017 NYSDOH Decision Matrices.

PROJECT/DRAWING NUMBER:
2172124
FIGURE 8

PROJECT:
PHASE II ESA
HAWKEYE FACILITY
ROCHESTER, NY

DRAWING NAME:
SOIL VAPOR INTRUSION SAMPLE RESULTS

CLIENT:
EASTMAN KODAK COMPANY

N W E S
0 30 60 Feet
1 inch = 60 feet
INTENDED TO PRINT AS: 11" X 17"

LABELLA Associates, D.P.C.
300 STATE STREET
ROCHESTER, NY 14614
P: (585) 454-6110
F: (585) 454-3066
www.labellapc.com
Engineering
Architecture
Environmental
Planning

Path: I:\Eastman Kodak Company\2172124 - Hawkeye Facility Ph II\Drawings\Figure 8- SVI Sample Results.mxd

TABLES

Phase II ESA
Eastman Kodak Company
Hawkeye Facility
St. Paul Street
Rochester, New York

Table 1- Page 1 of 2
Summary of Detected Compounds in Soil

Sample ID	Units	NYCRR Part 375 Unrestricted Use SCOs	NYCRR Part 375 Restricted Residential Use SCOs	NYCRR Part 375 Commercial Use SCOs	TP-1B	TP-4	SB-01	SB-02	SB-10	SB-10	SB-11	SB-13	SB-13	SB-13	SB-13	SB-14	SB-15	SB-16	SB-17	SB-18	SB-18
Sample Depth (ft bgs)					5-6	5-6	11-13	8-10	9-10	10-11	11-12	6-8	7-10	8-11	11-11.8	1.9-2.4	4-6	4-9.8	0.5-2.3	0.4-1.7	4-5
Sample Date					9/14/2017	9/14/2017	8/30/2017	8/30/2017	8/31/2017	8/31/2017	8/31/2017	8/31/2017	8/31/2017	8/31/2017	8/31/2017	8/31/2017	8/31/2017	8/31/2017	8/31/2017	8/31/2017	8/31/2017
Metals																					
Aluminum	mg/kg	NL	NL	NL			3470					3780					8350	4240	4310	5700	
Antimony	mg/kg	NL	NL	NL			<3.4					<3.3					<3.9	<3.8	<3.2	<3.1	
Arsenic	mg/kg	13	16	16			4.6					6.6					**14.3**	7.0	6.2	5.2	
Barium	mg/kg	350	400	400			36.5					25.5					83.1	22.7	26.5	75.2	
Beryllium	mg/kg	7.2	72	590			0.21 J					0.28					0.35	0.22 J	0.28	0.10 J	
Cadmium	mg/kg	2.5	4.3	9.3			0.25					0.31					0.50	1.6	0.33	0.52	
Calcium	mg/kg	NL	NL	NL			157000					134000					14000	119000	137000	145000	
Chromium	mg/kg	30	180	1500			2.0					2.0					5.3	3.3	2.8	8.0	
Cobalt	mg/kg	NL	NL	NL			3.2					3.4					6.9	4.1	3.1	3.0	
Copper	mg/kg	50	270	270			14.1					17.3					25.8	**53.8**	10.4	12.6	
Iron	mg/kg	NL	NL	NL			9210					10300					22100	11000	10400	9480	
Lead	mg/kg	63	400	1000	NA	NA	16.6	NA	NA	NA	NA	15.7	NA	NA	NA	NA	16.6	18.8	20.6	21.2	NA
Magnesium	mg/kg	NL	NL	NL			14800					21900					4570	18200	22100	48800	
Manganese	mg/kg	1600	2000	10000			342					334					898	367	277	319	
Nickel	mg/kg	30	310	310			8.2					7.1					16.8	**95.5**	8.4	7.9	
Potassium	mg/kg	NL	NL	NL			1930					2330					1580	1870	2550	1420	
Selenium	mg/kg	3.9	180	1500			<0.57					<5.5					<0.66	<6.3	<5.3	<5.2	
Silver	mg/kg	2	180	1500			<0.57					<0.55					1.2	1.5	1.3	**2.3**	
Sodium	mg/kg	NL	NL	NL			2240					1890					1720	2040	2680	2760	
Thallium	mg/kg	NL	NL	NL			<0.57					0.34 J					0.97	<0.63	0.30 J	<0.52	
Vanadium	mg/kg	NL	NL	NL			6.7					6.7					16.6	8.0	6.9	13.0	
Zinc	mg/kg	109	10000	10000			16.8					43.1					62.3	91.7	59.7	80.2	
Mercury	mg/kg	0.18	0.81	2.8			0.13					0.057					0.13	**0.29**	0.052	0.091	
PCBs																					
PCB-1242	mg/kg	0.1	1	1	NA	NA	NA	NA	<0.0364	NA	<0.0386	NA	<0.0371	NA	NA	NA	NA	NA	NA	NA	NA
Total PCBs	mg/kg	0.1	1	1					ND		ND		ND								
VOCs																					
2-Butanone (MEK)	mg/kg	0.12	100	500	NA	NA	<0.0027	<0.121		<0.0023	<0.0023				<0.0021	0.0035					<0.0025
Acetone	mg/kg	0.05	100	500	NA	NA	<0.0027	<0.121		0.0069	0.0012 J				0.0036	0.0114					0.0131
Cyclohexane	mg/kg	NL	NL	NL	NA	NA	<0.0027	1.7		<0.0023	<0.0023				<0.0021	<0.0026					<0.0025
Ethylbenzene	mg/kg	1	41	390	0.913	**115**	<0.0027	0.100 J		<0.0023	<0.0023				<0.0021	<0.0026					<0.0025
Isopropylbenzene (Cumene)	mg/kg	NL	NL	NL	1.41	23.3	<0.0027	0.255		<0.0023	<0.0023				<0.0021	<0.0026					<0.0025
Methylcyclohexane	mg/kg	NL	NL	NL	NA	NA	<0.0027	8.31		<0.0023	<0.0023				<0.0021	<0.0026					<0.0025
Methylene Chloride	mg/kg	0.05	100	500	NA	NA	0.0024 J	<0.121		0.0018 J	0.0016 J				0.0016 J	0.0014 J					<0.0025
Tetrachloroethene	mg/kg	1.3	19	150	NA	NA	<0.0027	<0.121		<0.0023	<0.0023				<0.0021	0.008					<0.0025
Trichloroethene	mg/kg	0.47	21	200	NA	NA	<0.0027	<0.121		<0.0023	0.0012 J				<0.0021	0.0436					0.0017 J
Xylene (Total)	mg/kg	0.26	100	500	<0.5	**134**	<0.0055	0.120 J		<0.0047	<0.0046				<0.0043	<0.0052					<0.0049
cis-1,2-Dichloroethene	mg/kg	0.25	100	500	NA	NA	<0.0027	<0.121	NA	<0.0023	<0.0023	NA	NA	NA	<0.0021	0.0014 J	NA	NA	NA	NA	<0.0025
n-Butylbenzene	mg/kg	12	NL	NL	9.38	**52.5**	<0.0027	NA		NA	NA				NA	NA					NA
sec-Butylbenzene	mg/kg	11	100	500	4.43	<2.82	<0.0027	NA		NA	NA				NA	NA					NA
tert-Butylbenzene	mg/kg	5.9	100	500	<0.25	<2.82	<0.0027	NA		NA	NA				NA	NA					NA
p-Isopropyltoluene	mg/kg	NL	NL	NL	0.983	9.6	<0.0027	NA		NA	NA				NA	NA					NA
Methyl tert-butyl ether	mg/kg	0.93	100	500	<0.25	<2.82	<0.0027	<0.121		<0.0023	<0.0023				<0.0021	0.0014 J					<0.0025
Naphthalene	mg/kg	12	100	500	0.365	**28.3**	<0.0027	NA		NA	NA				NA	NA					NA
n-Propylbenzene	mg/kg	3.9	100	500	**8.02**	**97.4**	<0.0027	NA		NA	NA				NA	NA					NA
Toluene	mg/kg	0.7	100	500	<0.25	<2.82	<0.0027	<0.121		<0.0023	<0.0023				<0.0021	0.0014 J					<0.0025
1,2,4-trimethylbenzene	mg/kg	3.6	52	190	<0.25	585	<0.0027	NA		NA	NA				NA	NA					NA
1,3,5-trimethylbenzene	mg/kg	8.4	52	190	<0.25	**63.5**	<0.0027	NA		NA	NA				NA	NA					NA
SVOCs																					
2-Methylnaphthalene	mg/kg	NL	NL	NL	NA	NA	<0.0800							<0.0751		<0.0822					
Naphthalene	mg/kg	12	100	500	<0.0817	7.05	<0.0800	NA	NA	NA	NA	NA	NA	<0.0751	NA	<0.0822	NA	NA	NA	NA	NA
Phenanthrene	mg/kg	100	100	500	<0.0817	0.0925	<0.0800							<0.0751		<0.0822					
Thorium																					
Thorium-228	pCi/g	6.06[(A)]	6.06[(A)]	6.06[(A)]																	
Thorium-230	pCi/g	6.06[(A)]	6.06[(A)]	6.06[(A)]	NA	NA	NA	NA	NA	NA	NA	NA	NA	NA	NA	NA	NA	NA	NA	NA	NA
Thorium-232	pCi/g	6.06[(A)]	6.06[(A)]	6.06[(A)]																	

NOTES:
"<" indicates compound not detected above laboratory method detection limit (MDL) with the limit shown
Thorium data displayed as "Activity (± Uncertainty - 95% Confidence Interval)".
[(A)]Part 375 comparison criteria not listed for radionuclides. Values shown are the "General Soil Screening Levels for Radionuclides: Migration to Groundwater: 20DAF" obtained from Appendix A of the USEPA's Soil Screening Guidance for Radionuclides Technical Background Document.
"20 DAF" indicates a dilution factor of 20 to account for natural processes that reduce contaminant concentrations in the subsurface.
VOCs analyzed by USEPA Method 8260
SVOCs analyzed by USEPA Method 8270
Metals analyzed by USEPA Method 6010/7470
PCBs analyzed by USEPA Method 8082
Thorium Isotopes analyzed by USEPA Method HSL 300
Bold font indicates value above NYCRR Part 375 6-8 (a) Unrestricted Use SCOs
Yellow highlighted cells indicates value above NYCRR Part 375 6-8 (b) Restricted Residential Use SCOs
Red font indicates value above NYCRR Part 375-6.8(b) Commercial Use SCOs
NL indicates Not Listed
NA indicates Not Analyzed
ND indiates non-detect
J indicates an estimated value
* indicates data not yet received from laboratory.

Phase II ESA
Eastman Kodak Company
Hawkeye Facility
St. Paul Street
Rochester, New York

Table 1- Page 2 of 2
Summary of Detected Compounds in Soil

Sample ID	Units	NYCRR Part 375 Unrestricted Use SCOs	NYCRR Part 375 Restricted Residential Use SCOs	NYCRR Part 375 Commercial Use SCOs	SB-22	SB-24	SB-26	SB-27	SB-29	SB-29	SB-29	SB-30	SB-31	BLIND DUP 1 (SB-10)	BLIND DUP 1 (SB-10)	BLIND DUP 2 (SB-13)	BLIND DUP 3 (SB-15)	BLIND DUP-4 (SB-26)	BLIND DUP-5 (SB-27)	BLIND DUP-6 (SB-29)	BLIND DUP-6 (SB-29)	BLIND DUP-7 (SB-30)
Sample Depth (ft bgs)					8-10	6-9	6.5-10	7-10	4-4.8	6-8	8-8.4	6-8.6	3-6	9-10	10-11	8-11	4-6	6.5-10	7-10	8-8.4	6-8	6-8.6
Sample Date					9/1/2017	9/1/2017	9/1/2017	9/1/2017	9/6/2017	9/6/2017	9/6/2017	9/6/2017	9/6/2017	8/31/2017	8/31/2017	8/31/2017	8/31/2017	9/1/2017	9/1/2017	9/6/2017	9/6/2017	9/6/2017
Metals																						
Aluminum	mg/kg	NL	NL	NL	3530		3870					3500					10000	6500				6120
Antimony	mg/kg	NL	NL	NL	<3.5		<3.7					<3.2					<4.0	<3.5				<3.7
Arsenic	mg/kg	13	16	16	2.7		4.3					8.1					11.5	8.0				8.1
Barium	mg/kg	350	400	400	43.1		36.3					44.9					93.3	47.1				37
Beryllium	mg/kg	7.2	72	590	<0.29		0.058 J					0.20 J					0.47	0.14 J				0.26 J
Cadmium	mg/kg	2.5	4.3	9.3	0.19		0.24					0.37					0.71	0.42				0.36
Calcium	mg/kg	NL	NL	NL	27800		42400					156000					33700	99700				14400
Chromium	mg/kg	30	180	1500	3.0		6.1					2.2					9.3	8.3				4.5
Cobalt	mg/kg	NL	NL	NL	3.7		4.1					4.5					8.2	6.3				7.6
Copper	mg/kg	50	270	270	9.6		13.9					12.5					40.8	19.8				15.9
Iron	mg/kg	NL	NL	NL	9320		9690					11600					21100	14900				16100
Lead	mg/kg	63	400	1000	1.9	NA	7.2	NA	NA	NA	NA	9.6	NA	NA	NA	NA	40.1	10.8	NA	NA	NA	12.7
Magnesium	mg/kg	NL	NL	NL	6060		10500					7630					13600	13800				6250
Manganese	mg/kg	1600	2000	10000	311		350					862					1030	778				630
Nickel	mg/kg	30	310	310	7.6		8.7					9.1					25.4	13.3				16.5
Potassium	mg/kg	NL	NL	NL	698		1060					1230					2330	1770				986
Selenium	mg/kg	3.9	180	1500	<0.58		<0.62					<0.53					<6.7	<0.59				<6.2
Silver	mg/kg	2	180	1500	<0.58		<0.62					<0.53					**3.6**	<0.59				<0.62
Sodium	mg/kg	NL	NL	NL	814		1330					1290					2380	1840				<312
Thallium	mg/kg	NL	NL	NL	0.22 J		0.26 J					0.49 J					0.98	0.79				0.31 J
Vanadium	mg/kg	NL	NL	NL	11.8		11.5					6.7					20.1	15.5				11.6
Zinc	mg/kg	109	10000	10000	18.2		53.3					37.1					90.4	47.5				45.9
Mercury	mg/kg	0.18	0.81	2.8	0.029 J		0.045					0.057					**0.21**	0.043				0.06
PCBs																						
PCB-1242	mg/kg	0.1	1	1	NA	NA	NA	NA	NA	0.0647	NA	<0.0370	NA	<0.0398	NA	NA	NA	NA	NA	NA	<0.0398	NA
Total PCBs	mg/kg	0.1	1	1						0.0647		ND		ND							ND	
VOCs																						
2-Butanone (MEK)	mg/kg	0.12	100	500	<0.0024	**0.141**	<0.124	0.105			<0.0026				<0.0023			0.0977		<0.0023		
Acetone	mg/kg	0.05	100	500	<0.0024	<0.111	<0.124	<0.0852			<0.0026				<0.0023			<0.0824		<0.0023		
Cyclohexane	mg/kg	NL	NL	NL	<0.0024	<0.111	<0.124	<0.0852			<0.0026				<0.0023			<0.0824		<0.0023		
Ethylbenzene	mg/kg	1	41	390	<0.0024	<0.111	0.143	0.221			<0.0026				<0.0023			0.856		<0.0023		
Isopropylbenzene (Cumene)	mg/kg	NL	NL	NL	<0.0024	<0.111	<0.124	0.180			<0.0026				<0.0023			0.349		<0.0023		
Methylcyclohexane	mg/kg	NL	NL	NL	<0.0024	<0.111	<0.124	<0.0852			<0.0026				<0.0023			<0.0824		<0.0023		
Methylene Chloride	mg/kg	0.05	100	500	0.0021 J	<0.111	<0.124	<0.0852			<0.0026				0.0019 J			<0.0824		<0.0023		
Tetrachloroethene	mg/kg	1.3	19	150	<0.0024	<0.111	<0.124	<0.0852			<0.0026				<0.0023			<0.0824		<0.0023		
Trichloroethene	mg/kg	0.47	21	200	<0.0024	<0.111	<0.124	<0.0852			0.0121				<0.0023			<0.0824		<0.0023		
Xylene (Total)	mg/kg	0.26	100	500	<0.0047	<0.223	<0.248	0.114 J			<0.0052				<0.0046			0.115 J		<0.0045		
cis-1,2-Dichloroethene	mg/kg	0.25	100	500	<0.0024	<0.111	<0.124	<0.0852	NA	NA	<0.0026	NA	NA	NA	<0.0023	NA	NA	<0.0824	NA	<0.0023	NA	NA
n-Butylbenzene	mg/kg	12	NL	NL	NA	NA	NA	NA			NA				NA			NA		NA		
sec-Butylbenzene	mg/kg	11	100	500	NA	NA	NA	NA			NA				NA			NA		NA		
tert-Butylbenzene	mg/kg	5.9	100	500	NA	NA	NA	NA			NA				NA			NA		NA		
p-Isopropyltoluene	mg/kg	NL	NL	NL	NA	NA	NA	NA			NA				NA			NA		NA		
Methyl tert-butyl ether	mg/kg	0.93	100	500	<0.0024	<0.111	<0.124	<0.0852			<0.0026				<0.0023			<0.0824		<0.0023		
Naphthalene	mg/kg	12	100	500	NA	NA	NA	NA			NA				NA			NA		NA		
n-Propylbenzene	mg/kg	3.9	100	500	NA	NA	NA	NA			NA				NA			NA		NA		
Toluene	mg/kg	0.7	100	500	<0.0024	<0.111	<0.124	<0.0852			<0.0026				<0.0023			<0.0824		<0.0023		
1,2,4-trimethylbenzene	mg/kg	3.6	52	190	NA	NA	NA	NA			NA				NA			NA		NA		
1,3,5-trimethylbenzene	mg/kg	8.4	52	190	NA	NA	NA	NA			NA				NA			NA		NA		
SVOCs																						
2-Methylnaphthalene	mg/kg	NL	NL	NL				1.430								<0.0747			0.194			
Naphthalene	mg/kg	12	100	500	NA	NA	NA	1.240	NA	NA	NA	NA	NA	NA	NA	<0.0747	NA	NA	0.139	NA	NA	NA
Phenanthrene	mg/kg	100	100	500				<0.0857								<0.0747			<0.0745			
Thorium																						
Thorium-228	pCi/g	6.06[(A)]	6.06[(A)]	6.06[(A)]					0.560 (±0.212)				0.443 (±0.222)									
Thorium-230	pCi/g	6.06[(A)]	6.06[(A)]	6.06[(A)]	NA	NA	NA	NA	0.473 (±0.184)	NA	NA	NA	0.415 (±0.196)	NA	NA	NA	NA	NA	NA	NA	NA	NA
Thorium-232	pCi/g	6.06[(A)]	6.06[(A)]	6.06[(A)]					0.742 (±0.239)				0.478 (±0.212)									

NOTES:
"<" indicates compound not detected above laboratory method detection limit (MDL) with the lin
Thorium data displayed as "Activity (± Uncertainty - 95% Confidence Interval)".
[(A)]Part 375 comparison criteria not listed for radionuclides. Values shown are the "General Soil S
"20 DAF" indicates a dilution factor of 20 to account for natural processes that reduce contamina
VOCs analyzed by USEPA Method 8260
SVOCs analyzed by USEPA Method 8270
Metals analyzed by USEPA Method 6010/7470
PCBs analyzed by USEPA Method 8082
Thorium Isotopes analyzed by USEPA Method HSL 300
Bold font indicates value above NYCRR Part 375 6-8 (a) Unrestricted Use SCOs
Yellow highlighted cells indicates value above NYCRR Part 375 6-8 (b) Restricted Residential Use S
Red font indicates value above NYCRR Part 375-6.8(b) Commercial Use SCOs
NL indicates Not Listed
NA indicates Not Analyzed
ND indiates non-detect
J indicates an estimated value
* indicates data not yet received from laboratory.

Phase II ESA
Eastman Kodak Company
Hawkeye Facility
St. Paul Street
Rochester, New York

Table 2- Page 1 of 3
Summary of Detected Compounds in Groundwater

Sample ID	Units	NYSDEC Groundwater Quality Standards	MW-01	MW-02	MW-03	MW-04	MW-07	MW-08	MW-09	MW-10	MW-11	MW-12
Screened Interval (ft bgs)			5-10	7-12	4-9	3.5-8.5	4.5-9.5	8.3-18.3	10.8-15.8	8.5-13.5	2.5-12.5	3.6-8.6
Sample Date			9/6/2017	9/6/2017	9/6/2017	9/6/2017	9/6/2017	9/7/2017	9/6/2017	9/7/2017	9/7/2017	9/7/2017
Metals												
Aluminum	ug/L	NL										
Arsenic	ug/L	25										
Barium	ug/L	1,000										
Cadmium	ug/L	5										
Calcium	ug/L	NL										
Chromium	ug/L	50										
Cobalt	ug/L	NL										
Copper	ug/L	200										
Iron	ug/L	300										
Lead	ug/L	25										
Magnesium	ug/L	35,000	NA	NA	NA	NA	NA	NA	NA	NA	NA	NA
Manganese	ug/L	300										
Nickel	ug/L	100										
Potassium	ug/L	NL										
Selenium	ug/L	10										
Silver	ug/L	50										
Sodium	ug/L	20,000										
Thallium	ug/L	0.5										
Vanadium	ug/L	NL										
Zinc	ug/L	2,000										
Mercury	ug/L	0.7										
VOCs												
2-Butanone (MEK)	ug/L	50	<5.0	1.5 J	1.8 J	<5.0	<5.0	<5.0	1.8 J	<5.0	1.7 J	3.1 J
2-Hexanone	ug/L	50	<5.0	<5.0	<5.0	<5.0	<5.0	<5.0	<5.0	<5.0	<5.0	1.8 J
Acetone	ug/L	50	45.2	69	73.5	40.9	50.1	40.8	34.7	57.4	31.3	15.9
Benzene	ug/L	1	<1.0	<1.0	<1.0	<1.0	<1.0	<1.0	<1.0	<1.0	<1.0	0.72 J
Carbon disulfide	ug/L	60	<1.0	<1.0	<1.0	<1.0	<1.0	<1.0	<1.0	<1.0	<1.0	1.2
Ethylbenzene	ug/L	5	<1.0	<1.0	<1.0	<1.0	<1.0	<1.0	<1.0	1.1	<1.0	<1.0
Isopropylbenzene (Cumene)	ug/L	5	<1.0	<1.0	<1.0	1.5	<1.0	<1.0	<1.0	8.3	<1.0	<1.0
Methyl acetate	ug/L	NL	<1.0	<1.0	5.3	<1.0	<1.0	<1.0	<1.0	<1.0	<1.0	<1.0
Methyl-tert-butyl ether	ug/L	10	<1.0	<1.0	<1.0	<1.0	<1.0	<1.0	<1.0	<1.0	<1.0	<1.0
Methylcyclohexane	ug/L	NL	<1.0	<1.0	<1.0	3.9	1.2	<1.0	<1.0	<1.0	<1.0	1.3
Tetrachloroethene	ug/L	5	<1.0	<1.0	<1.0	<1.0	2.2	<1.0	<1.0	<1.0	<1.0	<1.0
Toluene	ug/L	5	<1.0	<1.0	1.1	1.5	1.3	<1.0	<1.0	<1.0	<1.0	1.9
Trichloroethene	ug/L	5	<1.0	<1.0	<1.0	<1.0	15.4	<1.0	<1.0	<1.0	<1.0	13.6
Xylene (Total)	ug/L	5	<2.0	<2.0	<2.0	1.3 J	1.0 J	<2.0	<2.0	3.0	<2.0	1.5 J
cis-1,2-Dichloroethene	ug/L	5	<1.0	<1.0	<1.0	<1.0	<1.0	<1.0	<1.0	<1.0	<1.0	<1.0
trans-1,2-Dichloroethene	ug/L	5	<1.0	<1.0	<1.0	<1.0	<1.0	<1.0	<1.0	<1.0	<1.0	<1.0
1,2-Dichloroethylene (Total)	ug/L	5	NA	NA	NA	NA	NA	NA	NA	NA	NA	NA
SVOCs												
2-Methylnaphthalene	ug/L	NL		<5.0							<5.0	
Acenaphthene	ug/L	20		<5.0							<5.0	
Benzoic Acid	ug/L	NL		NA							NA	
Bis(2-ethylhexyl)phthalate	ug/L	5		NA							NA	
Fluorene	ug/L	50		<5.0							<5.0	
2-Methylphenol	ug/L	1	NA	NA	NA	NA	NA	NA	NA	NA	NA	NA
3,4-Methylphenol	ug/L	1		NA							NA	
Phenanthrene	ug/L	50		<5.0							<5.0	
Phenol	ug/L	1		NA							NA	
Pyrene	ug/L	50		<5.0							<5.0	
Naphthalene	ug/L	10		<5.0							<5.0	
Cyanide												
Cyanide	ug/L	200	NA	NA	NA	NA	NA	NA	NA	NA	NA	NA
Thorium												
Thorium-228	pCi/L	15[(A)]									0.020 (±0.119)	0.098 (±0.231)
Thorium-230	pCi/L	15[(A)]	NA	NA	NA	NA	NA	NA	NA	NA	0.045 (±0.088)	0.040 (±0.111)
Thorium-232	pCi/L	15[(A)]									0.024 (±0.088)	0.009 (±0.111)

NOTES:
"<" indicates compound not detected above laboratory method detection limit (MDL) with the limit shown
Thorium data displayed as "Activity (± Uncertainty - 95% Confidence Interval)".
[(A)]NYCRR Part 703 Groundwater Quality Standard not listed. Values shown are the "Radionuclide Drinking Water Maximum Contaminant Levels" obtained from the USEPA's Soil Screening Guidance for Radionuclides Technical Background Document.
VOCs analyzed by USEPA Method 8260
SVOCs analyzed by USEPA Method 8270
Metals analyzed by USEPA Method 6010/7470
Cyanide analzyed by USEPA Method 9012
Thorium Isotopes analyzed by USEPA Method HSL 300
Yellow highlighted cells indicates value above NYSDEC NYCRR Part 703 Groundwater Quality Standards
NL indicates Not Listed
NA indicates Not Analyzed
2004 samples collected by Leader and the data was obtained from the 2005 Phase II ESA Report by Leader. ND indicates compound not detected
J indicates an estimated value
D indicates result is from a dilution
P indicates preservation
B indicates analyte detected in a blank
* indicates data not yet received from laboratory.

Phase II ESA
Eastman Kodak Company
Hawkeye Facility
St. Paul Street
Rochester, New York

Table 2- Page 2 of 3
Summary of Detected Compounds in Groundwater

Sample ID	Units	NYSDEC Groundwater Quality Standards	IB5NE		IB5SW		IB5SW2		IB6NE		IB11AW		IB12SW		IL2NE		SL6SE		SL11W	SB4NE
Screened Interval (ft bgs)			19.8-29.8		5-15		4.5-19.5		14.5-24.5		13-23		5-15		14-24		5.5-14.5		8.5-22.5	5.6-13.6
Sample Date			5/7/2004	9/7/2017	5/6/2004	9/6-7/2017	5/6/2004	9/6-7/2017	5/7/2004	9/7/2017	5/6/2004	9/7/2017	5/6/2004	9/6-7/2017	5/6/2004	9/7/2017	5/7/2004	9/6-7/2017	5/7/2004	5/6-7/2004
Metals																				
Aluminum	ug/L	NL	2430		1710	97.0 J	499		437		2,100	<200	827		2,110		611	<200	5120	7160
Arsenic	ug/L	25	5.49 J		ND	<10.0	ND		ND		ND	<10.0	6.83 J		ND		4.7 J	<10.0	3.23 J	10.8
Barium	ug/L	1,000	173 J		343	14.2 J	135 J		296		253	122 J	107 J		127 J		2490	63.2 J	796	168 J
Cadmium	ug/L	5	ND		ND	0.19 J	ND		ND		ND	<2.5	ND		ND		ND	<2.5	ND	ND
Calcium	ug/L	NL	761,000 D		447,000	21,800	1,400,000 D		1,220,000 D		408	166,000	363,000		481,000		1,370,000 D	14,400	1,050,000 D	1,450 D
Chromium	ug/L	50	3.51 J		5.24 J	<10.0	ND		ND		3.9 J	<10.0	2.56 J		8.51 J		ND	<10.0	10.4	6.46 J
Cobalt	ug/L	NL	ND		ND	<50.0	34.1 J		ND		ND	1.1 J	13.3 J		ND		ND	<50.0	ND	ND
Copper	ug/L	200	16.5 J		7.3 J	<25.0	ND		ND		ND	<25.0	9.61 J		8.09 J		ND	<25.0	30.7	9.55 J
Iron	ug/L	300	7100		4760	131	5530		6190		4,930	<200	6290		6870		20,400	1,290	13,700	5570
Lead	ug/L	25	21.9		16.4	1.6 J	1.44 J		2.86 J		12	2.3 J	18		18.5		5.19	<5.0	34.9	9.21
Magnesium	ug/L	35,000	203,000	NA	69,800	6,800	87,500	NA	82,200	NA	92,200	63,700	102,000	NA	78,400	NA	101,000	2,210	98,500	40500
Manganese	ug/L	300	1340		507	2.3 J	1660		2040		464	44.2	657		612		1,310	6.2 J	4110	1270
Nickel	ug/L	100	10.8 J		9.31 J	<40.0	40.4		18.7 J		7.54 J	2.1 J	30.6 J		24.1 J		11.3 J	<40.0	10.1 J	29.3 J
Potassium	ug/L	NL	32,800		31,000	2,710 J	54300		15,900		16,000	9,100	44,900		20,500		17,800	2,400 J	80600 D	159,000 D
Selenium	ug/L	10	1.4 J		1.44 J	<10.0	1.57 J		1.68 J		1.44 J	<10.0	1.39 J		1.41 J		1.8 J	<10.0	1.94 J	1.79 J
Silver	ug/L	50	5.43 J		2.67 J	<10.0	7.84 J		7.57 J		ND	<10.0	ND		3.61 J		8.47 J	<10.0	5.76 J	8.65 J
Sodium	ug/L	20,000	3,150,000		1,650,000	81,900	1,170,000 D		362,000		367,000	648,000	783,000		1,300,000 D		3,640,000	498,000	11,700,000 D	515000
Thallium	ug/L	0.5	ND		ND	<10.0	ND		ND		4.52 J	<10.0	4.07 J		4.39 J		7.95 J	<10.0	ND	3.29 J
Vanadium	ug/L	NL	ND		ND	1.4 J	ND		ND		ND	1.0 J	ND		ND		ND	1.9 J	ND	ND
Zinc	ug/L	2,000	27.7 B		17.5 J	<20.0	15 JB		22.6 B		36.5 B	21.5	36.8 B		30.5 B		32.9 B	<20.0	63.2 B	37.5 B
Mercury	ug/L	0.7	ND		ND	0.066 J	ND		ND		ND	<0.20	ND		ND		ND	0.056 J	ND	ND
VOCs																				
2-Butanone (MEK)	ug/L	50	ND	<5.0	ND	<5.0	ND	<5.0	ND	<5.0	ND	<5.0	ND	<5.0	ND	<5.0	ND	<5.0	ND	18 P
2-Hexanone	ug/L	50	ND	<5.0	ND	<5.0	ND	<5.0	ND	<5.0	ND	<5.0	ND	<5.0	ND	<5.0	ND	<5.0	ND	ND
Acetone	ug/L	50	ND	22.8	ND	56.2	ND	52.7	ND	10.9	ND	16.2	ND	41.2	ND	19	ND	34.4	ND	120 J
Benzene	ug/L	1	ND	<1.0	ND	<1.0	ND	<1.0	ND	<1.0	ND	<1.0	ND	<1.0	ND	<1.0	ND	<1.0	29 DJ	3.1 JP
Carbon disulfide	ug/L	60	ND	<1.0	ND	<1.0	3.1 JP	<1.0	ND	<1.0	ND	<1.0	2.8 JP	<1.0	ND	<1.0	ND	<1.0	ND	5.5 P
Ethylbenzene	ug/L	5	ND	<1.0	ND	<1.0	ND	<1.0	ND	<1.0	ND	<1.0	ND	<1.0	ND	<1.0	ND	2.0	870 D	12
Isopropylbenzene (Cumene)	ug/L	5	ND	<1.0	ND	<1.0	ND	<1.0	ND	<1.0	ND	<1.0	ND	<1.0	ND	<1.0	ND	14.8	ND	ND
Methyl acetate	ug/L	NL	ND	<1.0	ND	<1.0	ND	<1.0	ND	<1.0	ND	<1.0	ND	<1.0	ND	<1.0	ND	<1.0	ND	ND
Methyl-tert-butyl ether	ug/L	10	ND	<1.0	ND	<1.0	ND	<1.0	ND	3.1	ND	4.8	ND	<1.0	ND	<1.0	ND	<1.0	ND	ND
Methylcyclohexane	ug/L	NL	ND	<1.0	ND	<1.0	ND	<1.0	ND	<1.0	ND	<1.0	ND	<1.0	ND	<1.0	ND	16.2	ND	ND
Tetrachloroethene	ug/L	5	ND	<1.0	ND	<1.0	ND	<1.0	ND	<1.0	ND	<1.0	ND	<1.0	ND	2.2	ND	<1.0	ND	ND
Toluene	ug/L	5	ND	<1.0	ND	<1.0	ND	<1.0	ND	1.0	ND	<1.0	1.5 JP	<1.0	ND	<1.0	ND	<1.0	380 D	8.5 P
Trichloroethene	ug/L	5	ND	<1.0	4.8 J	<1.0	7.7 P	2.1	ND	<1.0	16	13.9	28 P	<1.0	3.9 J	8.1	ND	<1.0	ND	ND
Xylene (Total)	ug/L	5	ND	<2.0	ND	<2.0	ND	<2.0	ND	<2.0	ND	<2.0	ND	<2.0	ND	<2.0	130 D	21.9	1700 D	48 P
cis-1,2-Dichloroethene	ug/L	5	NA	<1.0	NA	<1.0	NA	<1.0	NA	<1.0	NA	5.4	NA	1.6	NA	<1.0	NA	<1.0	NA	NA
trans-1,2-Dichloroethene	ug/L	5	NA	<1.0	NA	<1.0	NA	<1.0	NA	<1.0	NA	<1.0	NA	1.3	NA	<1.0	NA	<1.0	NA	NA
1,2-Dichloroethylene (Total)	ug/L	5	ND	NA	23	NA	3.5 JP	NA	ND	NA	12	NA	ND	NA	ND	NA	ND	NA	ND	ND
SVOCs																				
2-Methylnaphthalene	ug/L	NL	ND		ND		ND		ND		ND		ND		ND		16	2.2 J	56 D	20 D
Acenaphthene	ug/L	20	ND		ND		ND		ND		ND		ND		ND		ND	<5.0	<5.0	5.9 DJ
Benzoic Acid	ug/L	NL	ND		ND		ND		ND		ND		ND		ND		ND	NA	ND	42 DJ
Bis(2-ethylhexyl)phthalate	ug/L	5	7.1 J		ND		ND		2.7 J		ND		3.1 J		ND		3 J	NA	11 DJ	29 D
Fluorene	ug/L	50	ND		ND		ND		ND		ND		ND		ND		ND	<5.0	ND	4.6 DJ
2-Methylphenol	ug/L	1	ND	NA	ND	NA	ND	NA	ND	NA	ND	NA	ND	NA	ND	NA	ND	NA	ND	31 D
3,4-Methylphenol	ug/L	1	ND		ND		ND		ND		ND		ND		ND		ND	NA	ND	18 D
Phenanthrene	ug/L	50	ND		ND		ND		ND		ND		ND		ND		ND	<5.0	ND	13 DJ
Phenol	ug/L	1	ND		ND		ND		ND		ND		ND		ND		ND	NA	ND	14 DJ
Pyrene	ug/L	50	ND		ND		ND		ND		ND		ND		ND		ND	<5.0	ND	5.7 DJ
Naphthalene	ug/L	10	ND		ND		ND		ND		ND		ND		ND		18	9.4	310 D	4.7 DJ
Cyanide																				
Cyanide	ug/L	200	NA	NA	NA	<10.0	NA	NA	NA	NA	NA	NA	NA	<10.0	NA	NA	NA	NA	NA	NA
Thorium																				
Thorium-228	pCi/L	15[(A)]			ND	0.029 (±0.141)		0.117 (±0.166)		0.004 (±0.401)	0.58	1.30 (±0.458)	0.53	0.185 (±0.191)	1.1					
Thorium-230	pCi/L	15[(A)]	NA	NA	ND	-0.007 (±0.110)	NA	-0.022 (±0.108)	NA	-0.061 (±0.115)	1.3	0.061 (±0.122)	2.1	0.061 (±0.110)	2.1	NA	NA	NA	NA	NA
Thorium-232	pCi/L	15[(A)]			3.7	-0.007 (±0.110)		-0.007 (±0.108)		-0.008 (±0.114)	0.54	0.522 (±0.258)	0.46	0.030 (±0.109)	1.1					

NOTES:
"<" indicates compound not detected above laboratory method detection limit (MDL) with the limit shown
Thorium data displayed as "Activity (± Uncertainty - 95% Confidence Interval)".
[(A)]NYCRR Part 703 Groundwater Quality Standard not listed. Values shown are the "Radionuclide Drinking Water Maximum Contaminant Levels" obtained from the USEPA's Soil Screening Guidance for Radionuclides Technical Background Document.
VOCs analyzed by USEPA Method 8260
SVOCs analyzed by USEPA Method 8270
Metals analyzed by USEPA Method 6010/7470
Cyanide analzyed by USEPA Method 9012
Thorium Isotopes analyzed by USEPA Method HASL 300
Yellow highlighted cells indicates value above NYSDEC NYCRR Part 703 Groundwater Quality Standards
NL indicates Not Listed
NA indicates Not Analyzed
2004 samples collected by Leader and the data was obtained from the 2005 Phase II ESA Report by Leader. ND indicates compound not detected
J indicates an estimated value
D indicates result is from a dilution
P indicates preservation
B indicates analyte detected in a blank
* indicates data not yet received from laboratory.

Phase II ESA
Eastman Kodak Company
Hawkeye Facility
St. Paul Street
Rochester, New York

Table 2- Page 3 of 3
Summary of Detected Compounds in Groundwater

Sample ID	Units	NYSDEC Groundwater Quality Standards	BLIND DUPLICATE (SL6SE)	BLIND DUPLICATE 2 (IB5SW)	BLIND DUPLICATE 3 (IB5SW)	BLIND DUPLICATE 4 (IB12SW)	TRIP BLANK 1	TRIP BLANK 2
Screened Interval (ft bgs)			5.5-14.5	5-15	5-15	5-15	NA	NA
Sample Date			9/7/2017	9/6/2017	9/6/2017	9/6/2017	9/7/2017	9/7/2017
Metals								
Aluminum	ug/L	NL	NA	129 J	NA	NA	NA	NA
Arsenic	ug/L	25		<10.0				
Barium	ug/L	1,000		14.8 J				
Cadmium	ug/L	5		0.20 J				
Calcium	ug/L	NL		22,000				
Chromium	ug/L	50		1.6 J				
Cobalt	ug/L	NL		<50.0				
Copper	ug/L	200		<25.0				
Iron	ug/L	300		146				
Lead	ug/L	25		<5.0				
Magnesium	ug/L	35,000		6,960				
Manganese	ug/L	300		2.6 J				
Nickel	ug/L	100		1.2 J				
Potassium	ug/L	NL		2,640 J				
Selenium	ug/L	10		<10.0				
Silver	ug/L	50		<10.0				
Sodium	ug/L	20,000		82,600				
Thallium	ug/L	0.5		<10.0				
Vanadium	ug/L	NL		2.4 J				
Zinc	ug/L	2,000		<20.0				
Mercury	ug/L	0.7		0.046 J				
VOCs								
2-Butanone (MEK)	ug/L	50	NA	NA	NA	<5.0	<5.0	<5.0
2-Hexanone	ug/L	50				<5.0	<5.0	<5.0
Acetone	ug/L	50				66.9	27.9	46.1
Benzene	ug/L	1				<1.0	<1.0	<1.0
Carbon disulfide	ug/L	60				<1.0	<1.0	<1.0
Ethylbenzene	ug/L	5				<1.0	<1.0	<1.0
Isopropylbenzene (Cumene)	ug/L	5				<1.0	<1.0	<1.0
Methyl acetate	ug/L	NL				<1.0	<1.0	<1.0
Methyl-tert-butyl ether	ug/L	10				<1.0	<1.0	<1.0
Methylcyclohexane	ug/L	NL				<1.0	<1.0	<1.0
Tetrachloroethene	ug/L	5				<1.0	<1.0	<1.0
Toluene	ug/L	5				<1.0	<1.0	<1.0
Trichloroethene	ug/L	5				<1.0	<1.0	<1.0
Xylene (Total)	ug/L	5				<2.0	<2.0	<2.0
cis-1,2-Dichloroethene	ug/L	5				1.8	<1.0	<1.0
trans-1,2-Dichloroethene	ug/L	5				1.5	<1.0	<1.0
1,2-Dichloroethylene (Total)	ug/L	5						
SVOCs								
2-Methylnaphthalene	ug/L	NL	3.2 J	NA	NA	NA	NA	NA
Acenaphthene	ug/L	20	<5.0					
Benzoic Acid	ug/L	NL	NA					
Bis(2-ethylhexyl)phthalate	ug/L	5	NA					
Fluorene	ug/L	50	1.4 J					
2-Methylphenol	ug/L	1	NA					
3,4-Methylphenol	ug/L	1	NA					
Phenanthrene	ug/L	50	<5.0					
Phenol	ug/L	1	NA					
Pyrene	ug/L	50	<5.0					
Naphthalene	ug/L	10	10.9					
Cyanide								
Cyanide	ug/L	200	NA	NA	<10.0	NA	NA	NA
Thorium								
Thorium-228	pCi/L	15[(A)]	NA	NA	NA	NA	NA	NA
Thorium-230	pCi/L	15[(A)]						
Thorium-232	pCi/L	15[(A)]						

NOTES:
"<" indicates compound not detected above laboratory method detection limit (MDL) with the limit shown
Thorium data displayed as "Activity (± Uncertainty - 95% Confidence Interval)".
[(A)]NYCRR Part 703 Groundwater Quality Standard not listed. Values shown are the "Radionuclide Drinking Water Maximum Contaminant Levels" obtained from the USEPA's Soil Screening Guidance for Radionuclides Technical Background Document.
VOCs analyzed by USEPA Method 8260
SVOCs analyzed by USEPA Method 8270
Metals analyzed by USEPA Method 6010/7470
Cyanide analzyed by USEPA Method 9012
Thorium Isotopes analyzed by USEPA Method HASL 300
Yellow highlighted cells indicates value above NYSDEC NYCRR Part 703 Groundwater Quality Standards
NL indicates Not Listed
NA indicates Not Analyzed
2004 samples collected by Leader and the data was obtained from the 2005 Phase II ESA Report by Leader. ND indicates compound not detected
J indicates an estimated value
D indicates result is from a dilution
P indicates preservation
B indicates analyte detected in a blank
* indicates data not yet received from laboratory.

Phase II ESA
Eastman Kodak Company
Hawkeye Facility
St. Paul Street
Rochester, New York

Table 3- Page 1 of 2
Summary of Soil Vapor Intrusion Testing

Building Number	Building 11		Building 11a		Building 6		Building 10		Building 12				
Sample ID	SS-01	IAQ-01	SS-02	IAQ-02	SS-03	IAQ-03	SS-04	IAQ-04	SS-05	IAQ-05	NYSDOH Sub-Slab Vapor Concentration Decision Matrix (minimum action level) (1)	NYSDOH Indoor Air Concentration (minimum action level) (1)	NYSDOH Guidance Table C2. USEPA BASE Database - 90th Percentile (2)
Sample Type	Sub-Slab	Indoor Air	Sub-Slab	Indoor Air	Sub-Slab	Indoor Air	Sub-Slab	Indoor Air	Sub-Slab	Indoor Air			
Sample Date	9/8/2017	9/8/2017	9/8/2017	9/8/2017	9/8/2017	9/8/2017	9/8/2017	9/8/2017	9/8/2017	9/8/2017			
1,1,1-Trichloroethane	13	<0.82	13	<0.82	2.0	<0.82	2.7	<0.82	<0.82	<0.82	100***	3***	20.6
1,2,4-Trimethylbenzene	3.4	<0.74	9.0	0.54 J	6.3	0.64 J	6.7	0.59 J	6.3	0.59 J	NL	NL	9.5
1,3,5-Trimethylbenzene	1.3	<0.74	3.5	<0.74	2.7	<0.74	2.7	<0.74	2.5	<0.74	NL	NL	3.7
4-ethyltoluene	0.98	<0.74	2.4	<0.74	2.1	<0.74	1.9	<0.74	1.9	<0.74	NL	NL	3.6
Acetone	110	7.0	250	19	68	14	1300	17	380	18	NL	NL	98.9
Benzene	3.5	0.35 J	11	0.35 J	5.7	0.45 J	23	0.48	11	0.38 J	NL	NL	9.4
Carbon Disulfide	3.4	<0.47	16	<0.47	2.7	<0.47	26	<0.47	3.5	<0.47	NL	NL	4.2
Carbon Tetrachloride	0.82 J	0.63	1.0	0.50	0.88 J	0.69	<0.94	0.63	0.69 J	0.69	6 **	0.2**	<1.3
Chloroform	1.5	<0.73	7.0	<0.73	0.93	<0.73	1.1	<0.73	10	<0.73	NL	NL	1.1
Chloromethane	1.1	1.4	4.5	0.93	1.8	1.2	1.5	1.2	<0.31	1.2	NL	NL	3.7
cis-1,2-Dichloroethene	<0.59	<0.59 (3)	0.71	<0.59 (3)	<0.59	<0.59 (3)	<0.59	<0.59 (3)	50	<0.59 (3)	6**	0.2**	NL
Cyclohexane	16	<0.52	35	<0.52	10	<0.52	42	<0.52	20	<0.52	NL	NL	NL
Ethyl acetate	<0.54	<0.54	<0.54	0.50 J	<0.54	0.61	<0.54	0.50 J	<0.54	0.47 J	NL	NL	5.4
Ethylbenzene	0.82	<0.65	1.5	<0.65	1.1	<0.65	1.3	<0.65	2.0	<0.65	NL	NL	5.7
Freon 11	6.1	1.6	4.6	3.0	3.3	2.2	12	2.1	2.5	1.5	NL	NL	18.1
Freon 113	2.3	<1.1	2.3	<1.1	1.9	<1.1	1.5	<1.1	1.1 J	<1.1	NL	NL	<5.0
Freon 12	1.8	2.7	2.9	2.9	3.6	3.0	2.9	2.9	3.1	2.8	NL	NL	16.5
Heptane	50	<0.61	96	<0.61	20	<0.61	89	0.45 J	43	0.45 J	NL	NL	NL
Hexane	49	<0.53	79	0.56	16	0.49 J	79	0.53	44	0.67	NL	NL	10.2
Isopropyl alcohol	48	2.1	53	3.0	29	1.7	47	2.5	41	1.8	NL	NL	NL
m&p-xylene	2.1	<1.3	3.9	0.48 J	3.0	0.56 J	3.0	0.52 J	4.6	0.78 J	NL	NL	22.2
Methyl Ethyl Ketone	6.0	0.47 J	5.6 J	0.91	6.0	1.3	26	0.71 J	9.4	0.59 J	NL	NL	NL
Methyl Isobutyl Ketone	<1.2	<1.2	<1.2	<1.2	<1.2	<1.2	<1.2	<1.2	<1.2	5.7	NL	NL	NL
Methylene chloride	6.9	1.5	15	1.6	14	1.4	19	2.6	11	0.97	100***	3***/60*	NL
o-xylene	0.82	<0.65	1.6	<0.65	1.2	<0.65	1.4	<0.65	1.6	<0.65	NL	NL	7.9
Styrene	0.60 J	<0.64	0.98	<0.64	0.89	<0.64	0.94	<0.64	0.89	<0.64	NL	NL	1.9
Tetrachloroethylene	0.95 J	<1.0	2.2	<1.0	1.1	<1.0	9.9	<1.0	2.6	<1.0	100***	3***/30*	NL
Tetrahydrofuran	<0.44	<0.44	<0.44	<0.44	1.3	<0.44	<0.44	<0.44	2.1	<0.44	NL	NL	3.3
Toluene	29	0.90	26	1.6	16	1.6	27	1.1	22	1.9	NL	NL	43
trans-1,2-Dichloroethene	<0.59	<0.59	<0.59	<0.59	<0.59	<0.59	<0.59	<0.59	0.87	<0.59	NL	NL	NL
Trichloroethene	180	<0.21	190	1.6	11	0.75	74	0.75	310	6.1	6 **	0.2** / 2*	4.2
Vinyl chloride	0.41	<0.10	0.56	<0.10	0.97	<0.10	2.3	<0.10	1.2	<0.10	6****	0.2****	< 1.9

Notes:

Concentrations in micrograms per cubic meter (ug/m^3)

Samples analyzed by USEPA Method TO-15

< indicates the concentration was not detected above the reporting limit

(1) *New York State Department of Health (NYSDOH), Guidance for Evaluating Soil Vapor Intrusion in the State of New York* , October 2006 and subsequent updates. [Note: This Guidance uses a combination of indoor air and sub-slab soil vapor when comparing to the matrices. In addition, for compounds not listed in the matrices an overall site approach is employed which utilizes the USEPA BASE Database (see 2. below) as typical background for commercial buildings and also uses the outdoor air sample, refer to Guidance document for details.]

(2) USEPA Building Assessment and Survey Evaluation (BASE) Database (90th Percentile). As recommended in Section 3.2.4 of the NYSDOH Guidance (Refer to Footnote "1") this database is referenced for the indoor air sampling results. This database is also referenced to provide initial benchmarks for comparison to the air sampling data and does not represent regulatory standards or compliance values.

(3) The reporting limit of 0.59 ug/m3 is above the minimum action level in the decision matrix of 0.2 ug/m3, therefore although the compound was not detected it is possible for the compound to be present above 0.2 ug/m^3

***** = Air Guideline Values obtained from Table 3.1, NYSDOH, Guidance for Evaluating Soil Vapor Intrusion in the State of New York and updates in September 2013 for PCE and August 2015 for TCE.

****** = Guideline Value obtained from Soil Vapor/Indoor Air Matrix A (minimum action level), NYSDOH, Guidance for Evaluating Soil Vapor Intrusion in the State of New York May 2017.

******* = Guidance Value obtained from Soil Vapor/Indoor Air Matrix B (minimum action level), NYSDOH Guidance for Evaluating Soil Vapor Intrusion in the State of New York May 2017.

******** = Guidance Value obtained from Soil Vapor/Indoor Air Matrix C (minimum action level), NYSDOH Guidance for Evaluating Soil Vapor Intrusion in the State of New York May 2017.

Red values are above Air Guideline Derived by NYSDOH in Table 3.1 of NYSDOH Guidance titled "Evaluating Soil Vapor Intrusion in the State of New York", October 2006 (and subsequent updates).

J indicates an estimated value

***NYSDOH Guidance for Evaluating Soil Vapor Intrusion in the State of New York* , May 2017 Decision Matrices Notes:**

NO FURTHER ACTION:

Given that the compound was not detected in the indoor air sample and that the concentration detected in the sub -slab vapor sample is not expected to significantly affect indoor air quality, no additional actions are needed to address human exposures.

IDENTIFY SOURCE(S) AND RESAMPLE OR MITIGATE:

The concentration detected in the indoor air sample is likely due to indoor and/or outdoor sources rather than soil vapor int rusion given the concentration detected in the sub-slab vapor sample. Therefore, steps should be taken to identify potential source(s) and to reduce exposures accordingly (e.g., by keeping containers tightly capped or by storing volatile organic compound-containing products in places where people do not spend much time, such as a garage or outdoor shed). Resampling may be recommended to demonstrate the effectiveness of actions taken to reduce exposures.

MONITOR:

Monitoring, including sub-slab vapor, basement air, lowest occupied living space air, and outdoor air sampling, is needed to determine whether concen trations in the indoor air or sub-slab vapor have changed. Monitoring may also be needed to determine whether existing building conditions (e.g., positive pre ssure heating, ventilation and air-conditioning systems) are maintaining the desired mitigation endpoint and to determine whether changes are needed. The type and frequency of monitoring is determined on a site-specific and building-specific basis, taking into account applicable environmental data and building operating conditions. Monitoring is an interim measure required to evaluate exposures related to soil vapor intrusion until contaminated environmental media are remediated.

MITIGATE:

Mitigation is needed to minimize current or potential exposures associated with soil vapor intrusion. The most common mitigation methods are sealing preferential pathways in conjunction with installing a sub-slab depressurization system, and changing the pressurization of the building in conjunction with monitoring. The type, or combination of types, of mitigation is determined on a building-specific basis, taking into account building construction and operating conditions. Mitigation is considered a temporary measure implemented to address exposures related to soil vapor in trusion until contaminated environmental media are remediated.

Phase II ESA
Eastman Kodak Company
Hawkeye Facility
St. Paul Street
Rochester, New York

Table 3- Page 2 of 2
Summary of Soil Vapor Intrusion Testing

Building Number	Building 12a		Building 5		Building 5		Building 4		N/A			
Sample ID	SS-06	IAQ-06	SS-07	IAQ-07	SS-08	IAQ-08	SS-09	IAQ-09	Outdoor Air	NYSDOH Sub-Slab Vapor Concentration Decision Matrix (minimum action level) (1)	NYSDOH Indoor Air Concentration (minimum action level) (1)	NYSDOH Guidance Table C2. USEPA BASE Database - 90th Percentile (2)
Sample Type	Sub-Slab	Indoor Air	Sub-Slab	Indoor Air	Sub-Slab	Indoor Air	Sub-Slab	Indoor Air	Outdoor Air			
Sample Date	9/8/2017	9/8/2017	9/8/2017	9/8/2017	9/8/2017	9/8/2017	9/8/2017	9/8/2017	9/8/2017			
1,1,1-Trichloroethane	0.87	<0.82	2.6	<0.82	2.4	<0.82	<0.82	<0.82	<0.82	100***	3***	20.6
1,2,4-Trimethylbenzene	9.4	<0.74	11	0.64 J	8.7	<0.74	8.5	0.84	<0.74	NL	NL	9.5
1,3,5-Trimethylbenzene	3.5	<0.74	4.2	0.74	3.4	<0.74	3.4	<0.74	<0.74	NL	NL	3.7
4-ethyltoluene	2.3	<0.74	2.9	<0.74	2.4	<0.74	2.2	<0.74	<0.74	NL	NL	3.6
Acetone	79	16	110	25	210	21	98	23	23	NL	NL	98.9
Benzene	3.7	1.1	2.4	0.54	1.3	0.42 J	1.6	0.42 J	0.35 J	NL	NL	9.4
Carbon Disulfide	<0.47	0.37 J	11	<0.47	6.8	<0.47	3.9	<0.47	0.37 J	NL	NL	4.2
Carbon Tetrachloride	<0.94	0.63	0.69 J	0.63	0.69 J	0.63	1.7	0.69	0.69	6 **	0.2**	<1.3
Chloroform	4.2	0.54 J	4.2	0.54 J	3.3	<0.73	3.6	<0.73	<0.73	NL	NL	1.1
Chloromethane	1.1	1.5	2.2	1.4	2.7	1.2	1.7	2.2	1.7	NL	NL	3.7
cis-1,2-Dichloroethene	25	<0.59(3)	<0.59	<0.59(3)	<0.59	<0.59(3)	<0.59	<0.59(3)	<0.59	6**	0.2**	NL
Cyclohexane	5.4	<0.52	5.0	<0.52	1.8	<0.52	1.9	<0.52	<0.52	NL	NL	NL
Ethyl acetate	<0.54	0.47 J	9.0	0.90	8.3	<0.54	5.6	0.65	0.47 J	NL	NL	5.4
Ethylbenzene	1.9	<0.65	1.3	<0.65	1.1	<0.65	2.0	<0.65	<0.65	NL	NL	5.7
Freon 11	1.9	1.7	2.0	2.0	2.4	2.6	21	37	1.5	NL	NL	18.1
Freon 113	3100	1.6	4.5	1.1	6.1	<1.1	5.1	<1.1	<1.1	NL	NL	<5.0
Freon 12	<0.74	2.9	34	3.4	20	3.3	2.6	3.1	2.7	NL	NL	16.5
Heptane	22	0.53 J	8.2	0.57 J	7.3	<0.61	9.0	0.45 J	<0.61	NL	NL	NL
Hexane	18	0.67	8.1	0.74	7.0	0.46 J	5.9	1.1	0.39 J	NL	NL	10.2
Isopropyl alcohol	50	2.5	42	2.9	53	3.8	29	3.0	4.5	NL	NL	NL
m&p-xylene	5.4	0.65 J	3.6	0.65 J	3.0	<1.3	3.7	0.61 J	<1.3	NL	NL	22.2
Methyl Ethyl Ketone	7.7 J	0.71 J	6.5 J	1.2	6.2	0.68 J	8.8	1.0	0.77 J	NL	NL	NL
Methyl Isobutyl Ketone	<1.2	0.98 J	1.8	0.57 J	1.0 J	<1.2	<1.2	<1.2	<1.2	NL	NL	NL
Methylene chloride	10	1.6	28	2.9	26	2.0	18	2.5	1.3	100***	3***/60*	NL
o-xylene	2.1	<0.65	1.6	<0.65	1.3	<0.65	<0.65	<0.65	<0.65	NL	NL	7.9
Styrene	1.3	<0.64	1.2	<0.64	0.89	<0.64	<0.64	<0.64	<0.64	NL	NL	1.9
Tetrachloroethylene	1.4	<1.0	0.95 J	<1.0	0.81 J	<1.0	<1.0	<1.0	<1.0	100***	3***/30*	NL
Tetrahydrofuran	<0.44	<0.44	<0.44	<0.44	1.1	<0.44	1.2	<0.44	<0.44	NL	NL	3.3
Toluene	44	1.2	29	2.8	23	1.0	15	2.7	1.4	NL	NL	43
trans-1,2-Dichloroethene	1.1	<0.59	<0.59	<0.59	<0.59	<0.59	<0.59	<0.59	<0.59	NL	NL	NL
Trichloroethene	2900	4.5	110	2.5	260	1.3	3.0	1.5	<0.21	6 **	0.2** / 2*	4.2
Vinyl chloride	0.49	<0.10	0.79	<0.10	0.66	<0.10	<0.38	<0.10	<0.10	6****	0.2****	< 1.9

Notes:

Concentrations in micrograms per cubic meter (ug/m^3)

Samples analyzed by USEPA Method TO-15

< indicates the concentration was not detected above the reporting limit

(1) *New York State Department of Health (NYSDOH), Guidance for Evaluating Soil Vapor Intrusion in the State of New York* , October 2006 and subsequent updates. [Note: This Guidance uses a combination of indoor air and sub-slab soil vapor when comparing to the matrices. In addition, for compounds not listed in the matrices an overall site approach is employed which utilizes the USEPA BASE Database (see 2. below) as typical background for commercial buildings and also uses the outdoor air sample, refer to Guidance document for details.]

(2) USEPA Building Assessment and Survey Evaluation (BASE) Database (90th Percentile). As recommended in Section 3.2.4 of the NYSDOH Guidance (Refer to Footnote "1") this database is referenced for the indoor air sampling results. This database is also referenced to provide initial benchmarks for comparison to the air sampling data and does not represent regulatory standards or compliance values.

(3) The reporting limit of 0.59 ug/m3 is above the minimum action level in the decision matrix of 0.2 ug/m3, therefore although the compound was not detected it is possible for the compound to be present above 0.2 ug/m^3

***** = Air Guideline Values obtained from Table 3.1, NYSDOH, Guidance for Evaluating Soil Vapor Intrusion in the State of New York and updates in September 2013 for PCE and August 2015 for TCE.

****** = Guideline Value obtained from Soil Vapor/Indoor Air Matrix A (minimum action level), NYSDOH, Guidance for Evaluating Soil Vapor Intrusion in the State of New York May 2017.

******* = Guidance Value obtained from Soil Vapor/Indoor Air Matrix B (minimum action level), NYSDOH Guidance for Evaluating Soil Vapor Intrusion in the State of New York May 2017.

******** = Guidance Value obtained from Soil Vapor/Indoor Air Matrix C (minimum action level), NYSDOH Guidance for Evaluating Soil Vapor Intrusion in the State of New York May 2017.

Red values are above Air Guideline Derived by NYSDOH in Table 3.1 of NYSDOH Guidance titled "Evaluating Soil Vapor Intrusion in the State of New York", October 2006 (and subsequent updates).

J indicates an estimated value

***NYSDOH Guidance for Evaluating Soil Vapor Intrusion in the State of New York* , May 2017 Decision Matrices Notes:**

NO FURTHER ACTION:

Given that the compound was not detected in the indoor air sample and that the concentration detected in the sub -slab vapor sample is not expected to significantly affect indoor air quality, no additional actions are needed to address human exposures.

IDENTIFY SOURCE(S) AND RESAMPLE OR MITIGATE:

The concentration detected in the indoor air sample is likely due to indoor and/or outdoor sources rather than soil vapor int rusion given the concentration detected in the sub-slab vapor sample. Therefore, steps should be taken to identify potential source(s) and to reduce exposures accordingly (e.g., by keeping containers tightly capped or by storing volatile organic compound-containing products in places where people do not spend much time, such as a garage or outdoor shed). Resampling may be recommended to demonstrate the effectiveness of actions taken to reduce exposures.

MONITOR:

Monitoring, including sub-slab vapor, basement air, lowest occupied living space air, and outdoor air sampling, is needed to determine whether concen trations in the indoor air or sub-slab vapor have changed. Monitoring may also be needed to determine whether existing building conditions (e.g., positive pre ssure heating, ventilation and air-conditioning systems) are maintaining the desired mitigation endpoint and to determine whether changes are needed. The type and frequency of monitoring is determined on a site-specific and building-specific basis, taking into account applicable environmental data and building operating conditions. Monitoring is an interim measure required to evaluate exposures related to soil vapor intrusion until contaminated environmental media are remediated.

MITIGATE:

Mitigation is needed to minimize current or potential exposures associated with soil vapor intrusion. The most common mitigation methods are sealing preferential pathways in conjunction with installing a sub-slab depressurization system, and changing the pressurization of the building in conjunction with monitoring. The type, or combination of types, of mitigation is determined on a building-specific basis, taking into account building construction and operating conditions. Mitigation is considered a temporary measure implemented to address exposures related to soil vapor in trusion until contaminated environmental media are remediated.

LABELLA Associates, D.P.C. | Engineering Architecture Environmental Planning

APPENDIX 1

Field Logs

LABELLA Associates, P.C.	PROJECT	BORING: SB-01
300 STATE STREET, ROCHESTER, NY	1447 St. Paul Street (Hawkeye Facility)	SHEET 1 OF 1
ENVIRONMENTAL ENGINEERING CONSULTANTS	Rochester, NY	JOB: 2172124
	Phase II Environmental Site Assessment	CHKD BY:
	Client: Kodak	

CONTRACTOR: LaBella Env. LLC
DRILLER: M. Pepe
LABELLA REPRESENTATIVE: A. Brett

BORING LOCATION: Lot #6
GROUND SURFACE ELEVATION: NA
START DATE: 8/30/2017 END DATE: 8/30/2017

DATUM: NA

TYPE OF DRILL RIG: Geoprobe
AUGER SIZE AND TYPE: NA
OVERBURDEN SAMPING METHOD: macrocore

DRIVE SAMPLER TYPE: Direct push
INSIDE DIAMETER: 2"
OTHER: NA

DEPTH	SAMPLE: SAMPLE DEPTH	SAMPLE: SAMPLE NO. AND RECOVERY	SAMPLE: STRATA CHANGE	VISUAL CLASSIFICATION	PID FIELD SCREEN (PPM)	RADIATION (µR/hr)	REMARKS
0	0 - 4'	S1 1.5/4.0'	0.0'	ASPHALT	0	1	
			0.3'	Gray coarse to fine subangular GRAVEL and brown coarse to fine SAND, moist, no odor.	0	1	
			0.7'	Similar to above, little to trace silt.			
			1.0'	Gray COBBLE, dry, no odor.	0	1	
			1.2'	Brown coarse to fine SAND, little Silt, little subangular gravel, moist, no odor.			
	4 - 8'	S2 2.2/4.0'	4.0'	Tan/Brown coarse to fine SAND, some coarse to fine Gravel, moist, no odor, poorly graded.	0	1	
5			4.7'	Light brown fine SAND, some Silt, trace clay, moist, no odor.	0	1	
			5.4'	Brown SILT, some Sand, little clay, moist, no odor.	0	1	
	8 - 12'	S3 4.0/4.0'	8.0'	Tightly packed light brown SILT, little Sand, trace clay, moist, no odor.	0	1	
					0	1	
10					0	1	
					0.5		
					24.8-72.2	1	
			11.5'	Similar to above, gray-brown, petro odor.	108.6-110.8		
	12 -13'	S4 1.0/1.0'	12'	Similar to above, wet.	41	1	
					11.8		
				13.0' - End Boring - Refusal	4.6	1	
15							
20							
25							

WATER LEVEL DATA			DEPTH (FT)			NOTES:
DATE	TIME	ELASPED TIME	BOTTOM OF CASING	BOTTOM OF BORING	GROUNDWATER ENCOUNTERED	
NA	NA	NA	NA	13'	~12	

GENERAL NOTES

1) STRATIFICATION LINES REPRESENT APPROXMATE BOUNDARY BETWEEN SOIL TYPES, TRANSITIONS MAY BE GRADUAL.
2) WATER LEVEL READINGS HAVE BEEN MADE AT TIMES AND UNDER CONDITIONS STATED, FLUCTUATIONS OF GROUNDWATER MAY OCCURE DUE TO OTHER FACTORS THAN THOSE PRESENT AT THE TIME MEASUREMENTS WERE MADE

LABELLA Associates, P.C.

300 STATE STREET, ROCHESTER, NY
ENVIRONMENTAL ENGINEERING CONSULTANTS

PROJECT
1447 St. Paul Street (Hawkeye Facility)
Rochester, NY
Phase II Environmental Site Assessment
Client: Kodak

BORING: **SB-02**
SHEET 1 OF 1
JOB: **2172124**
CHKD BY:

CONTRACTOR: LaBella Env. LLC
DRILLER: M. Pepe
LABELLA REPRESENTATIVE: A. Brett

BORING LOCATION: Lot #6
GROUND SURFACE ELEVATION: NA
START DATE: 8/30/2017 END DATE: 8/30/2017

DATUM: NA

TYPE OF DRILL RIG: Geoprobe
AUGER SIZE AND TYPE: NA
OVERBURDEN SAMPING METHOD: macrocore

DRIVE SAMPLER TYPE: Direct push
INSIDE DIAMETER: 2"
OTHER: NA

DEPTH	SAMPLE: SAMPLE DEPTH	SAMPLE: SAMPLE NO. AND RECOVERY	SAMPLE: STRATA CHANGE	VISUAL CLASSIFICATION	PID FIELD SCREEN (PPM)	RADIATION (µR/hr)	REMARKS
0	0 - 4'	S1 2.0/4.0'	0.0'	Asphalt		1	
			0.3'	Brown coarse to fine SAND, little coarse to fine Gravel, moist, no odor.	10.3		
			0.6'	Dark brown/black SILT and SAND, little coarse to fine Gravel, moist, petro odor.		1	
					47.3		
						1	
	4 - 8'	S2 0.7/4.0'	4.0'	Brown/Black coarse to fine SAND and coarse to fine angular GRAVEL, trace wood/brick (FILL), petro odor.	212.1	1	
5					212.4	1	
	8 - 12'	S3 1.8/2.0'	8.0'	Black SILT, trace clay, moist, petro odor.	242.8	1	
					343.2		
			9.0'	Light brown fine SAND, little Clay, little silt, petro odor.	129.3	1	
					848.2		
10				10' - End Boring - Refusal	987.6	1	
15							
20							
25							

WATER LEVEL DATA			DEPTH (FT)			NOTES:
DATE	TIME	ELASPED TIME	BOTTOM OF CASING	BOTTOM OF BORING	GROUNDWATER ENCOUNTERED	
NA	NA	NA	NA	10'	NA	

GENERAL NOTES

1) STRATIFICATION LINES REPRESENT APPROXMATE BOUNDARY BETWEEN SOIL TYPES, TRANSITIONS MAY BE GRADUAL.
2) WATER LEVEL READINGS HAVE BEEN MADE AT TIMES AND UNDER CONDITIONS STATED, FLUCTUATIONS OF GROUNDWATER MAY OCCURE DUE TO OTHER FACTORS THAN THOSE PRESENT AT THE TIME MEASUREMENTS WERE MADE

LABELLA Associates, P.C.

300 STATE STREET, ROCHESTER, NY
ENVIRONMENTAL ENGINEERING CONSULTANTS

PROJECT
1447 St. Paul Street (Hawkeye Facility)
Rochester, NY
Phase II Environmental Site Assessment
Client: Kodak

BORING: **SB-03**
SHEET 1 OF 1
JOB: **2172124**
CHKD BY:

CONTRACTOR: LaBella Env. LLC
DRILLER: M. Pepe
LABELLA REPRESENTATIVE: A. Brett

BORING LOCATION: Lot #6
GROUND SURFACE ELEVATION: NA
START DATE: 8/30/2017 END DATE: 8/30/2017

DATUM: NA

TYPE OF DRILL RIG: Geoprobe
AUGER SIZE AND TYPE: NA
OVERBURDEN SAMPING METHOD: macrocore

DRIVE SAMPLER TYPE: Direct push
INSIDE DIAMETER: 2"
OTHER: NA

DEPTH	SAMPLE: SAMPLE DEPTH	SAMPLE: SAMPLE NO. AND RECOVERY	SAMPLE: STRATA CHANGE	VISUAL CLASSIFICATION	PID FIELD SCREEN (PPM)	RADIATION (µR/hr)	REMARKS
0	0 - 4'	S1 2.4/4.0'	0.0'	ASPHALT			
			0.3'	Brown coarse to fine SAND, little coarse to fine Gravel, moist, no odor.	1	1	
			0.6'	Dark gray-brown SILT and coarse to fine SAND, some coarse to fine subangular to angular Gravel, moist, light petro odor.	5.8	1	
			1.9'	Gray angular GRAVEL fragments, dry, no odor.	2.9	1	
	4 - 8'	S2 0.3/4.0'	4.0'	Gray SILT, some fine to medium SAND, moist, light petro odor.	0.3	1	
5							
	8 - 10.1'	S3 2.0/2.0'	8.0'	Tightly packed CLAY and SILT, little coarse to fine subangular to angular Gravel, moist, no odor.	0	1	
					0	1	
10				10.1' - End Boring - Refusal	0	1	
15							
20							
25							

WATER LEVEL DATA			DEPTH (FT)		
DATE	TIME	ELASPED TIME	BOTTOM OF CASING	BOTTOM OF BORING	GROUNDWATER ENCOUNTERED
NA	NA	NA	10'	10.1	NA

NOTES:
MW-01 installed to 10 feet with 5 feet of screen.

GENERAL NOTES

1) STRATIFICATION LINES REPRESENT APPROXMATE BOUNDARY BETWEEN SOIL TYPES, TRANSITIONS MAY BE GRADUAL.
2) WATER LEVEL READINGS HAVE BEEN MADE AT TIMES AND UNDER CONDITIONS STATED, FLUCTUATIONS OF GROUNDWATER MAY OCCURE DUE TO OTHER FACTORS THAN THOSE PRESENT AT THE TIME MEASUREMENTS WERE MADE

LABELLA Associates, P.C.	PROJECT	BORING: SB-04
300 STATE STREET, ROCHESTER, NY	1447 St. Paul Street (Hawkeye Facility)	SHEET 1 OF 1
ENVIRONMENTAL ENGINEERING CONSULTANTS	Rochester, NY	JOB: 2172124
	Phase II Environmental Site Assessment	CHKD BY:
	Client: Kodak	

CONTRACTOR: LaBella Env. LLC
DRILLER: M. Pepe
LABELLA REPRESENTATIVE: A. Brett

BORING LOCATION: Lot #6
GROUND SURFACE ELEVATION: NA
START DATE: 8/30/2017 END DATE: 8/30/2017

DATUM: NA

TYPE OF DRILL RIG: Geoprobe
AUGER SIZE AND TYPE: NA
OVERBURDEN SAMPING METHOD: macrocore

DRIVE SAMPLER TYPE: Direct push
INSIDE DIAMETER: 2"
OTHER: NA

DEPTH	SAMPLE: SAMPLE DEPTH	SAMPLE: SAMPLE NO. AND RECOVERY	SAMPLE: STRATA CHANGE	VISUAL CLASSIFICATION	PID FIELD SCREEN (PPM)	RADIATION (µR/hr)	REMARKS
0	0 - 4'	S1 2.4/4.0'	0.0'	ASPHALT	0	1	
			0.5'	Brown coarse to fine SAND, little coarse to fine angular to subangular Gravel, moist, no odor.	0	1	
			1.2'	Light brown fine SAND, trace subrounded to subangular gravel, moist, no odor.	0	1	
			1.9'	Similar to above, darker brown, some Gravel	0	1	
	4 - 8'	S2 2.8/4.0'	4.0'	Brown fine to medium SAND, some Silt, trace clay, moist, no odor, trace fine subrounded to subangular gravel	0	1	
5					0	1	
			5.8'	Brown SILT, little Sand and Clay, moist, no odor.	0	1	
					0	1	
	8 - 12'	S3 0/4.0'	8.0'	No recovery, sleeve wet.	0	1	
10							
				12' - End Boring - Refusal			
15							
20							
25							

WATER LEVEL DATA			DEPTH (FT)		
DATE	TIME	ELASPED TIME	BOTTOM OF CASING	BOTTOM OF BORING	GROUNDWATER ENCOUNTERED
NA	NA	NA	12'	12'	~8'

NOTES:
MW-02 installed to 12 feet with 5 feet of screen.

GENERAL NOTES

1) STRATIFICATION LINES REPRESENT APPROXMATE BOUNDARY BETWEEN SOIL TYPES, TRANSITIONS MAY BE GRADUAL.
2) WATER LEVEL READINGS HAVE BEEN MADE AT TIMES AND UNDER CONDITIONS STATED, FLUCTUATIONS OF GROUNDWATER MAY OCCURE DUE TO OTHER FACTORS THAN THOSE PRESENT AT THE TIME MEASUREMENTS WERE MADE

LABELLA Associates, P.C.

300 STATE STREET, ROCHESTER, NY
ENVIRONMENTAL ENGINEERING CONSULTANTS

PROJECT
1447 St. Paul Street (Hawkeye Facility)
Rochester, NY
Phase II Environmental Site Assessment
Client: Kodak

BORING: **SB-05**
SHEET 1 OF 1
JOB: **2172124**
CHKD BY:

CONTRACTOR: LaBella Env. LLC
DRILLER: M. Pepe
LABELLA REPRESENTATIVE: A. Brett

BORING LOCATION: Lot #6
GROUND SURFACE ELEVATION: NA
START DATE: 8/30/2017 END DATE: 8/30/2017

DATUM: NA

TYPE OF DRILL RIG: Geoprobe
AUGER SIZE AND TYPE: NA
OVERBURDEN SAMPING METHOD: macrocore

DRIVE SAMPLER TYPE: Direct push
INSIDE DIAMETER: 2"
OTHER: NA

DEPTH	SAMPLE: SAMPLE DEPTH	SAMPLE: SAMPLE NO. AND RECOVERY	SAMPLE: STRATA CHANGE	VISUAL CLASSIFICATION	PID FIELD SCREEN (PPM)	RADIATION (µR/hr)	REMARKS
0	0 - 4'	S1 3.1/4.0'	0.0'	ASPHALT	0	1	
			0.3'	Brown coarse to fine SAND, little fine Gravel, moist, no odor			
			0.6'	Gray brown coarse to fine SAND and angular coarse to fine GRAVEL, little Silt, moist, no odor.	0	1	
			1.1'	Light brown/tan fine SAND and SILT, moist, no odor.	0	1	
					0	1	
	4 - 8'	S2 3.0/4.0'	4.0'	Similar to above, little coarse to fine subrounded to subangular Gravel.	0	1	
5					0	1	
					0	1	
					0	1	
	8 - 10'	S3 2.0/2.0'	8.0'	Light Brown SILT and fine SAND, little coarse to fine subrounded to subangular Gravel, wet, no odor.	0	1	
					0	1	
10				10' - End Boring - Refusal	0	1	
15							
20							
25							

WATER LEVEL DATA			DEPTH (FT)			NOTES:
DATE	TIME	ELASPED TIME	BOTTOM OF CASING	BOTTOM OF BORING	GROUNDWATER ENCOUNTERED	
NA	NA	NA	NA	10'	~8'	

GENERAL NOTES

1) STRATIFICATION LINES REPRESENT APPROXMATE BOUNDARY BETWEEN SOIL TYPES, TRANSITIONS MAY BE GRADUAL.
2) WATER LEVEL READINGS HAVE BEEN MADE AT TIMES AND UNDER CONDITIONS STATED, FLUCTUATIONS OF GROUNDWATER MAY OCCURE DUE TO OTHER FACTORS THAN THOSE PRESENT AT THE TIME MEASUREMENTS WERE MADE

LABELLA Associates, P.C.

300 STATE STREET, ROCHESTER, NY
ENVIRONMENTAL ENGINEERING CONSULTANTS

PROJECT
1447 St. Paul Street (Hawkeye Facility)
Rochester, NY
Phase II Environmental Site Assessment
Client: Kodak

BORING: **SB-06**
SHEET 1 OF 1
JOB: **2172124**
CHKD BY:

CONTRACTOR: LaBella Env. LLC
DRILLER: M. Pepe
LABELLA REPRESENTATIVE: A. Brett

BORING LOCATION: Lot #6
GROUND SURFACE ELEVATION: NA
START DATE: 8/30/2017 END DATE: 8/30/2017

DATUM: NA

TYPE OF DRILL RIG: Geoprobe
AUGER SIZE AND TYPE: NA
OVERBURDEN SAMPING METHOD: macrocore

DRIVE SAMPLER TYPE: Direct push
INSIDE DIAMETER: 2"
OTHER: NA

DEPTH	SAMPLE: SAMPLE DEPTH	SAMPLE: SAMPLE NO. AND RECOVERY	SAMPLE: STRATA CHANGE	VISUAL CLASSIFICATION	PID FIELD SCREEN (PPM)	RADIATION (µR/hr)	REMARKS
0	0 - 4'	S1 3.1/4.0'	0.0'	ASPHALT	0	1	
			0.5'	Brown fine SAND, trace silt, moist, no odor.	0	1	
			1.3'	Light brown SILT, some fine Sand, little subangular coarse to fine gravel, pockets of clay, moist, no odor.	0	1	
			2.7'	Dark brown/black SILT and SAND, trace wood (FILL), moist, no odor.	0	1	
	4 - 8'	S2 4.0/4.0'	4.0'	Mixed gray brown tightly packed CLAY, moist, no odor.	3.2	1	
5					0	1	
					0	1	
					0	1	
			7.5'	Gray-brown fine SAND, little Clay, trace silt, moist, no odor.			
	8 - 9'	S3 1.2/1.2'	8.0'	Brown fine SAND, trace silt, wet, no odor.	0	1	
			9.0'	Brown CLAY, moist, no odor.	0	1	
				9.2' - End Boring - Refusal			
10							
15							
20							
25							

WATER LEVEL DATA: DATE	TIME	ELASPED TIME	DEPTH (FT): BOTTOM OF CASING	BOTTOM OF BORING	GROUNDWATER ENCOUNTERED
NA	NA	NA	9'	9.2'	~8'

NOTES:
MW-03 installed to 9 feet with 5 feet of screen.

GENERAL NOTES

1) STRATIFICATION LINES REPRESENT APPROXMATE BOUNDARY BETWEEN SOIL TYPES, TRANSITIONS MAY BE GRADUAL.
2) WATER LEVEL READINGS HAVE BEEN MADE AT TIMES AND UNDER CONDITIONS STATED, FLUCTUATIONS OF GROUNDWATER MAY OCCURE DUE TO OTHER FACTORS THAN THOSE PRESENT AT THE TIME MEASUREMENTS WERE MADE

LABELLA Associates, P.C.

300 STATE STREET, ROCHESTER, NY
ENVIRONMENTAL ENGINEERING CONSULTANTS

PROJECT
1447 St. Paul Street (Hawkeye Facility)
Rochester, NY
Phase II Environmental Site Assessment
Client: Kodak

BORING: **SB-07**
SHEET 1 OF 1
JOB: **2172124**
CHKD BY:

CONTRACTOR: LaBella Env. LLC
DRILLER: M. Pepe
LABELLA REPRESENTATIVE: A. Brett

BORING LOCATION: Lot #5
GROUND SURFACE ELEVATION: NA
START DATE: 8/30/2017 END DATE: 8/30/2017

DATUM: NA

TYPE OF DRILL RIG: Geoprobe
AUGER SIZE AND TYPE: NA
OVERBURDEN SAMPING METHOD: macrocore

DRIVE SAMPLER TYPE: Direct push
INSIDE DIAMETER: 2"
OTHER: NA

DEPTH	SAMPLE: SAMPLE DEPTH	SAMPLE: SAMPLE NO. AND RECOVERY	SAMPLE: STRATA CHANGE	VISUAL CLASSIFICATION	PID FIELD SCREEN (PPM)	RADIATION (µR/hr)	REMARKS
0	0 - 4'	S1 2.0/4.0'	0.0'	ASPHALT	0	1	
			0.5'	Brown fine SAND, trace clay, trace silt, moist to wet, no odor.	0	1	
					0	1	
						1	
	4 - 8'	S2 4.0/4.0'	4.0'	Similar to above.	0	1	
5			5.0'	Brown and gray tightly packed CLAY and SILT, moist to wet, no odor.	0	1	
					0	1	
	8 - 8.5'	S3 0.5/0.5'	8.0'	Similar to above.	0	1	
				8.5' - End Boring - Refusal			
10							
15							
20							
25							

WATER LEVEL DATA			DEPTH (FT)		
DATE	TIME	ELASPED TIME	BOTTOM OF CASING	BOTTOM OF BORING	GROUNDWATER ENCOUNTERED
NA	NA	NA	8.5'	8.5'	~8'

NOTES:
MW-04 installed to 8.5 feet with 5 feet of screen.

GENERAL NOTES

1) STRATIFICATION LINES REPRESENT APPROXMATE BOUNDARY BETWEEN SOIL TYPES, TRANSITIONS MAY BE GRADUAL.
2) WATER LEVEL READINGS HAVE BEEN MADE AT TIMES AND UNDER CONDITIONS STATED, FLUCTUATIONS OF GROUNDWATER MAY OCCURE DUE TO OTHER FACTORS THAN THOSE PRESENT AT THE TIME MEASUREMENTS WERE MADE

LABELLA Associates, P.C.

300 STATE STREET, ROCHESTER, NY
ENVIRONMENTAL ENGINEERING CONSULTANTS

PROJECT
1447 St. Paul Street (Hawkeye Facility)
Rochester, NY
Phase II Environmental Site Assessment
Client: Kodak

BORING: **SB-08**
SHEET 1 OF 1
JOB: **2172124**
CHKD BY:

CONTRACTOR: LaBella Env. LLC
DRILLER: M. Pepe
LABELLA REPRESENTATIVE: A. Brett

BORING LOCATION: Lot #7
GROUND SURFACE ELEVATION: NA
START DATE: 8/30/2017 END DATE: 8/30/2017

DATUM: NA

TYPE OF DRILL RIG: Geoprobe
AUGER SIZE AND TYPE: NA
OVERBURDEN SAMPING METHOD: macrocore

DRIVE SAMPLER TYPE: Direct push
INSIDE DIAMETER: 2"
OTHER: NA

DEPTH	SAMPLE: SAMPLE DEPTH	SAMPLE: SAMPLE NO. AND RECOVERY	SAMPLE: STRATA CHANGE	VISUAL CLASSIFICATION	PID FIELD SCREEN (PPM)	RADIATION (µR/hr)	REMARKS
0	0 - 4'	S1 1.9/4.0'	0.0'	ASPHALT	0	8	
			0.4'	Gray coarse to fine angular Gravel, some coarse to fine brown Sand, moist, no odor.	0	8	
			1.1'	Gray rock or concrete.			
			1.5'	Brown fine SAND, moist, no odor.	0	8	
						8	
	4 - 8'	S2 2.2/4.0'	4.0'	Similar to above.	0	8	
5			5.3'	Light brown CLAY, trace gravel, trace sand, moist, no odor.	0	8	
					0	8	
					0	8	
	8 - 9.1'	S3 1.1/1.1'	8.0'	Brown SILT and SAND, little coarse to fine subrounded to subangular Gravel, moist to wet, no odor.	0	8	
					0	8	
				9.1' - End Boring - Refusal			
10							
15							
20							
25							

WATER LEVEL DATA: DATE	TIME	ELASPED TIME	DEPTH (FT): BOTTOM OF CASING	BOTTOM OF BORING	GROUNDWATER ENCOUNTERED
NA	NA	NA	NA	9.1'	NA

NOTES:

GENERAL NOTES

1) STRATIFICATION LINES REPRESENT APPROXMATE BOUNDARY BETWEEN SOIL TYPES, TRANSITIONS MAY BE GRADUAL.
2) WATER LEVEL READINGS HAVE BEEN MADE AT TIMES AND UNDER CONDITIONS STATED, FLUCTUATIONS OF GROUNDWATER MAY OCCURE DUE TO OTHER FACTORS THAN THOSE PRESENT AT THE TIME MEASUREMENTS WERE MADE

LABELLA Associates, P.C.

300 STATE STREET, ROCHESTER, NY
ENVIRONMENTAL ENGINEERING CONSULTANTS

PROJECT
1447 St. Paul Street (Hawkeye Facility)
Rochester, NY
Phase II Environmental Site Assessment
Client: Kodak

BORING: **SB-09**
SHEET 1 OF 1
JOB: **2172124**
CHKD BY:

CONTRACTOR: LaBella Env. LLC
DRILLER: M. Pepe
LABELLA REPRESENTATIVE: A. Brett

BORING LOCATION: Lot #7
GROUND SURFACE ELEVATION: NA
START DATE: 8/30/2017 END DATE: 8/30/2017

DATUM: NA

TYPE OF DRILL RIG: Geoprobe
AUGER SIZE AND TYPE: NA
OVERBURDEN SAMPING METHOD: macrocore

DRIVE SAMPLER TYPE: Direct push
INSIDE DIAMETER: 2"
OTHER: NA

DEPTH	SAMPLE: SAMPLE DEPTH	SAMPLE: SAMPLE NO. AND RECOVERY	SAMPLE: STRATA CHANGE	VISUAL CLASSIFICATION	PID FIELD SCREEN (PPM)	RADIATION (µR/hr)	REMARKS
0	0 - 4'	S1 2.5/4.0'	0.0'	Gray ASPHALT and GRAVEL subbase, dry to moist, no odor.	0	8	
			0.7'	Brown SAND, little Silt, little coarse to fine subangular to angular gravel, moist no odor.	0	8	
			1.4'	Brown fine SAND, moist, no odor.	0	8	
						8	
	4 - 8'	S2 4.0/4.0'	4.0'	Similar to above.	0	8	
5					0	8	
			5.4'	Brown SILT and SAND, little coarse to fine subrounded to subangular Gravel, trace clay, moist, no odor, tightly packed.	0	8	
					0	8	
	8 - 10.7'	S3 2.7/2.7'	8.0'	Similar to above.	0	8	
					0	8	
10					0	8	
				10.7' - End Boring - Refusal	0	8	
15							
20							
25							

WATER LEVEL DATA			DEPTH (FT)		
DATE	TIME	ELASPED TIME	BOTTOM OF CASING	BOTTOM OF BORING	GROUNDWATER ENCOUNTERED
NA	NA	NA	NA	10.7'	NA

NOTES:

GENERAL NOTES

1) STRATIFICATION LINES REPRESENT APPROXMATE BOUNDARY BETWEEN SOIL TYPES, TRANSITIONS MAY BE GRADUAL.
2) WATER LEVEL READINGS HAVE BEEN MADE AT TIMES AND UNDER CONDITIONS STATED, FLUCTUATIONS OF GROUNDWATER MAY OCCURE DUE TO OTHER FACTORS THAN THOSE PRESENT AT THE TIME MEASUREMENTS WERE MADE

LABELLA Associates, P.C.

300 STATE STREET, ROCHESTER, NY
ENVIRONMENTAL ENGINEERING CONSULTANTS

PROJECT
1447 St. Paul Street (Hawkeye Facility)
Rochester, NY
Phase II Environmental Site Assessment
Client: Kodak

BORING: **SB-10**
SHEET 1 OF 1
JOB: **2172124**
CHKD BY:

CONTRACTOR: LaBella Env. LLC
DRILLER: M. Pepe
LABELLA REPRESENTATIVE: A. Brett

BORING LOCATION: Lot #1
GROUND SURFACE ELEVATION: NA
START DATE: 8/31/2017 END DATE: 8/31/2017

DATUM: NA

TYPE OF DRILL RIG: Geoprobe
AUGER SIZE AND TYPE: NA
OVERBURDEN SAMPING METHOD: macrocore

DRIVE SAMPLER TYPE: Direct push
INSIDE DIAMETER: 2"
OTHER: NA

DEPTH	SAMPLE: SAMPLE DEPTH	SAMPLE: SAMPLE NO. AND RECOVERY	SAMPLE: STRATA CHANGE	VISUAL CLASSIFICATION	PID FIELD SCREEN (PPM)	RADIATION (µR/hr)	REMARKS
0	0 - 4'	S1 0.5/4.0'	0.0'	ASPHALT	0	9	
			0.5'	No recovery.			
	4 - 8'	S2 4.0/4.0'	4.0'	Light brown SILT, little Clay, little sand, little coarse to fine gravel, moist, no odor.	0	8.8	
5					0	9.5	
					0	9.2	
					0	8.8	
	8 - 11.3'	S3 3.3/3.3'	8.0'	Similar to above.	0	8.7	
					0	10	
10			10'	Light brown SILT, trace Clay, wet to dry.	0	10	
			10.5'	Light brown SILT, little coarse to fine Sand and Gravel, no odor.	0	10	
				11.3' - End Boring - Refusal			
15							
20							
25							

WATER LEVEL DATA			DEPTH (FT)			NOTES:
DATE	TIME	ELASPED TIME	BOTTOM OF CASING	BOTTOM OF BORING	GROUNDWATER ENCOUNTERED	MW-05 installed to 11.3 feet with 5 feet of screen.
NA	NA	NA	11.3'	11.3'	~10'	

GENERAL NOTES

1) STRATIFICATION LINES REPRESENT APPROXMATE BOUNDARY BETWEEN SOIL TYPES, TRANSITIONS MAY BE GRADUAL.
2) WATER LEVEL READINGS HAVE BEEN MADE AT TIMES AND UNDER CONDITIONS STATED, FLUCTUATIONS OF GROUNDWATER MAY OCCURE DUE TO OTHER FACTORS THAN THOSE PRESENT AT THE TIME MEASUREMENTS WERE MADE

LABELLA Associates, P.C.

300 STATE STREET, ROCHESTER, NY
ENVIRONMENTAL ENGINEERING CONSULTANTS

PROJECT
1447 St. Paul Street (Hawkeye Facility)
Rochester, NY
Phase II Environmental Site Assessment
Client: Kodak

BORING: **SB-11**
SHEET 1 OF 1
JOB: **2172124**
CHKD BY:

CONTRACTOR: LaBella Env. LLC
DRILLER: M. Pepe
LABELLA REPRESENTATIVE: A. Brett

BORING LOCATION: Lot #1
GROUND SURFACE ELEVATION: NA
START DATE: 8/31/2017 END DATE: 8/31/2017

DATUM: NA

TYPE OF DRILL RIG: Geoprobe
AUGER SIZE AND TYPE: NA
OVERBURDEN SAMPING METHOD: macrocore

DRIVE SAMPLER TYPE: Direct push
INSIDE DIAMETER: 2"
OTHER: NA

DEPTH	SAMPLE: SAMPLE DEPTH	SAMPLE: SAMPLE NO. AND RECOVERY	SAMPLE: STRATA CHANGE	VISUAL CLASSIFICATION	PID FIELD SCREEN (PPM)	RADIATION (µR/hr)	REMARKS
0	0 - 4'	S1 4.0/4.0'	0.0'	ASPHALT	0		
			0.4'	Brown SILT and CLAY, moist, no odor		12	
					0		
						13	
					0		
						14	
					0		
						13	
	4 - 8'	S2 4.0/4.0'		Similar to above.	0		
						13	
5					0		
						13	
				Light brown tightly packed SILT, little coarse to fine angular to subrounded Gravel, trace silt, trace clay moist to dry, no odor.	0		
						13	
					0		
						13	
	8 - 12'	S3 4.0/4.0'		Similar to above.	0		
						13	
					0		
						13	
10					0		
						13	
					0		
						13	
				12' - End Boring - Refusal	0		
15							
20							
25							

WATER LEVEL DATA			DEPTH (FT)			NOTES:
DATE	TIME	ELASPED TIME	BOTTOM OF CASING	BOTTOM OF BORING	GROUNDWATER ENCOUNTERED	
NA	NA	NA	NA	12'	NA	

GENERAL NOTES

1) STRATIFICATION LINES REPRESENT APPROXMATE BOUNDARY BETWEEN SOIL TYPES, TRANSITIONS MAY BE GRADUAL.
2) WATER LEVEL READINGS HAVE BEEN MADE AT TIMES AND UNDER CONDITIONS STATED, FLUCTUATIONS OF GROUNDWATER MAY OCCURE DUE TO OTHER FACTORS THAN THOSE PRESENT AT THE TIME MEASUREMENTS WERE MADE

LABELLA Associates, P.C.

300 STATE STREET, ROCHESTER, NY
ENVIRONMENTAL ENGINEERING CONSULTANTS

PROJECT
1447 St. Paul Street (Hawkeye Facility)
Rochester, NY
Phase II Environmental Site Assessment
Client: Kodak

BORING: **SB-12**
SHEET 1 OF 1
JOB: **2172124**
CHKD BY:

CONTRACTOR: LaBella Env. LLC
DRILLER: M. Pepe
LABELLA REPRESENTATIVE: A. Brett

BORING LOCATION: West of Facility
GROUND SURFACE ELEVATION: NA
START DATE: 8/31/2017 END DATE: 8/31/2017

DATUM: NA

TYPE OF DRILL RIG: Geoprobe
AUGER SIZE AND TYPE: NA
OVERBURDEN SAMPING METHOD: macrocore

DRIVE SAMPLER TYPE: Direct push
INSIDE DIAMETER: 2"
OTHER: NA

DEPTH	SAMPLE: SAMPLE DEPTH	SAMPLE: SAMPLE NO. AND RECOVERY	SAMPLE: STRATA CHANGE	VISUAL CLASSIFICATION	PID FIELD SCREEN (PPM)	RADIATION (µR/hr)	REMARKS
0	0 - 4'	S1 3.1/4.0'	0.0'	ASPHALT	0		
			0.7'	GRAVEL/CONCRETE, dry, no odor.		12	
			0.9'	Brown Silty coarse to fine SAND, and coarse to fine subangular to angular Gravel, moist, no odor.	0		
						12	
					0		
						12	
					0		
						12	
	4 - 8'	S2 3.3/4.0'	4.0'	Similar to above	0		
			4.7'	Tan/light brown fine SAND, moist to wet at bottom.		12	
5					0		
						12	
					0		
						12	
					0		
						12	
	8 - 12'	S3 2.5/3.6'	8.0'	Similar to above.	0		
			8.4'	Light brown SILT, little Clay, moist, no odor.		12	
					0		
						12	
10					0		
						12	
					0		
						12	
				11.6' - End Boring - Refusal	0		
15							
20							
25							

WATER LEVEL DATA			DEPTH (FT)			NOTES:
DATE	TIME	ELASPED TIME	BOTTOM OF CASING	BOTTOM OF BORING	GROUNDWATER ENCOUNTERED	
NA	NA	NA	NA	11.6	NA	

GENERAL NOTES

1) STRATIFICATION LINES REPRESENT APPROXMATE BOUNDARY BETWEEN SOIL TYPES, TRANSITIONS MAY BE GRADUAL.
2) WATER LEVEL READINGS HAVE BEEN MADE AT TIMES AND UNDER CONDITIONS STATED, FLUCTUATIONS OF GROUNDWATER MAY OCCURE DUE TO OTHER FACTORS THAN THOSE PRESENT AT THE TIME MEASUREMENTS WERE MADE

LABELLA Associates, P.C.

300 STATE STREET, ROCHESTER, NY
ENVIRONMENTAL ENGINEERING CONSULTANTS

PROJECT
1447 St. Paul Street (Hawkeye Facility)
Rochester, NY
Phase II Environmental Site Assessment
Client: Kodak

BORING: **SB-13**
SHEET 1 OF 1
JOB: **2172124**
CHKD BY:

CONTRACTOR: LaBella Env. LLC
DRILLER: M. Pepe
LABELLA REPRESENTATIVE: A. Brett

BORING LOCATION: West of Facility
GROUND SURFACE ELEVATION: NA
START DATE: 8/31/2017 END DATE: 8/31/2017

DATUM: NA

TYPE OF DRILL RIG: Geoprobe
AUGER SIZE AND TYPE: NA
OVERBURDEN SAMPING METHOD: macrocore

DRIVE SAMPLER TYPE: Direct push
INSIDE DIAMETER: 2"
OTHER: NA

DEPTH	SAMPLE: SAMPLE DEPTH	SAMPLE: SAMPLE NO. AND RECOVERY	SAMPLE: STRATA CHANGE	VISUAL CLASSIFICATION	PID FIELD SCREEN (PPM)	RADIATION (µR/hr)	REMARKS
0	0 - 4'	S1 4.0/4.0'	0.0'	ASPHALT	0		
			0.5'	Brown fine SAND, moist, no odor		11	
			0.7'	Brown CLAY, little Sand, little silt, little gravel, moist, no odor.	0		
						11	
					0		
			2.3'	Brown SILT, some Clay, little sand, little gray gravel, moist, no odor.		11	
					0		
	4 - 8'	S2 2.3/4.0'	4.0'	Brown SILT, some coarse to fine Sand, some coarse to fine Gravel, moist, no odor.	0	11	
						12	
5					0		
						12	
			5.9'	Dark and light brown fine to medium SAND, moist, no odor.	0		
						12	
					0		
	8 - 12'	S3 2.1/3.8'	8.0'	Light brown SILT, some coarse gray rock, little fine Gravel, little coarse to fine Sand, moist, no odor.	0	12	
						12	
					0		
						12	
10					0		
						12	
					0		
						12	
				11.8' - End Boring - Refusal	0		
15							
20							
25							

WATER LEVEL DATA			DEPTH (FT)			NOTES:
DATE	TIME	ELASPED TIME	BOTTOM OF CASING	BOTTOM OF BORING	GROUNDWATER ENCOUNTERED	MW-06 installed to 11.8 feet with 5 feet of screen.
NA	NA	NA	11.8'	11.8'	NA	

GENERAL NOTES

1) STRATIFICATION LINES REPRESENT APPROXMATE BOUNDARY BETWEEN SOIL TYPES, TRANSITIONS MAY BE GRADUAL.
2) WATER LEVEL READINGS HAVE BEEN MADE AT TIMES AND UNDER CONDITIONS STATED, FLUCTUATIONS OF GROUNDWATER MAY OCCURE DUE TO OTHER FACTORS THAN THOSE PRESENT AT THE TIME MEASUREMENTS WERE MADE

LABELLA Associates, P.C.

300 STATE STREET, ROCHESTER, NY
ENVIRONMENTAL ENGINEERING CONSULTANTS

PROJECT
1447 St. Paul Street (Hawkeye Facility)
Rochester, NY
Phase II Environmental Site Assessment
Client: Kodak

BORING: **SB-14**
SHEET 1 OF 1
JOB: **2172124**
CHKD BY:

CONTRACTOR: LaBella Env. LLC
DRILLER: M. Pepe
LABELLA REPRESENTATIVE: A. Brett

BORING LOCATION: Lot #2
GROUND SURFACE ELEVATION: NA
START DATE: 8/31/2017 END DATE: 8/31/2017

DATUM: NA

TYPE OF DRILL RIG: Geoprobe
AUGER SIZE AND TYPE: NA
OVERBURDEN SAMPING METHOD: macrocore

DRIVE SAMPLER TYPE: Direct push
INSIDE DIAMETER: 2"
OTHER: NA

DEPTH	SAMPLE: SAMPLE DEPTH	SAMPLE: SAMPLE NO. AND RECOVERY	SAMPLE: STRATA CHANGE	VISUAL CLASSIFICATION	PID FIELD SCREEN (PPM)	RADIATION (µR/hr)	REMARKS
0	0 - 4'	S1 2.4/4.0'	0.0'	ASPHALT	0		
			0.4'	CONCRETE		9	
					0		
			1.9'	Brown and gray CLAY, little coarse to fine Gravel, moist, no odor.		9	
					0		
						9	
				4.0' - End Boring - Refusal			
5							
10							
15							
20							
25							

WATER LEVEL DATA			DEPTH (FT)		
DATE	TIME	ELASPED TIME	BOTTOM OF CASING	BOTTOM OF BORING	GROUNDWATER ENCOUNTERED
NA	NA	NA	NA	4'	NA

NOTES:

GENERAL NOTES

1) STRATIFICATION LINES REPRESENT APPROXMATE BOUNDARY BETWEEN SOIL TYPES, TRANSITIONS MAY BE GRADUAL.
2) WATER LEVEL READINGS HAVE BEEN MADE AT TIMES AND UNDER CONDITIONS STATED, FLUCTUATIONS OF GROUNDWATER MAY OCCURE DUE TO OTHER FACTORS THAN THOSE PRESENT AT THE TIME MEASUREMENTS WERE MADE

LABELLA Associates, P.C.	PROJECT	BORING: SB-15
300 STATE STREET, ROCHESTER, NY	1447 St. Paul Street (Hawkeye Facility)	SHEET 1 OF 1
ENVIRONMENTAL ENGINEERING CONSULTANTS	Rochester, NY	JOB: 2172124
	Phase II Environmental Site Assessment	CHKD BY:
	Client: Kodak	

CONTRACTOR: LaBella Env. LLC
DRILLER: M. Pepe
LABELLA REPRESENTATIVE: A. Brett

BORING LOCATION: Lot #2
GROUND SURFACE ELEVATION: NA
START DATE: 8/31/2017 END DATE: 8/31/2017

DATUM: NA

TYPE OF DRILL RIG: Geoprobe
AUGER SIZE AND TYPE: NA
OVERBURDEN SAMPING METHOD: macrocore

DRIVE SAMPLER TYPE: Direct push
INSIDE DIAMETER: 2"
OTHER: NA

DEPTH	SAMPLE: SAMPLE DEPTH	SAMPLE: SAMPLE NO. AND RECOVERY	SAMPLE: STRATA CHANGE	VISUAL CLASSIFICATION	PID FIELD SCREEN (PPM)	RADIATION (µR/hr)	REMARKS
0	0 - 4'	S1 2.7/4.0'	0.0'	ASPHALT	0		
			0.4'	Gray dark brown coarse to fine SAND, some coarse to fine subangular to angular Gravel, moist, no odor, trace brick/glass (FILL).	0	9	
			1.7'	Wood (FILL), moist, no odor.		9	
			1.8'	Brown SILT and CLAY, some coarse angular Gravel, moist, no odor.	0		
			2.2'	Gray GRAVEL/CONCRETE, dry, no odor.		9	
		S2 2.0/4.0'	4.0'	Brown SILT and CLAY, some coarse to fine Sand and Gravel, wet, no odor.	0		
					0	9	
5					0		
						9	
					0		
						9	
				8.0' - End Boring - Refusal			
10							
15							
20							
25							

WATER LEVEL DATA			DEPTH (FT)			NOTES:
DATE	TIME	ELASPED TIME	BOTTOM OF CASING	BOTTOM OF BORING	GROUNDWATER ENCOUNTERED	
NA	NA	NA	NA	8'	NA	

GENERAL NOTES

1) STRATIFICATION LINES REPRESENT APPROXMATE BOUNDARY BETWEEN SOIL TYPES, TRANSITIONS MAY BE GRADUAL.
2) WATER LEVEL READINGS HAVE BEEN MADE AT TIMES AND UNDER CONDITIONS STATED, FLUCTUATIONS OF GROUNDWATER MAY OCCURE DUE TO OTHER FACTORS THAN THOSE PRESENT AT THE TIME MEASUREMENTS WERE MADE

LABELLA Associates, P.C.

300 STATE STREET, ROCHESTER, NY
ENVIRONMENTAL ENGINEERING CONSULTANTS

PROJECT
1447 St. Paul Street (Hawkeye Facility)
Rochester, NY
Phase II Environmental Site Assessment
Client: Kodak

BORING: **SB-16**
SHEET 1 OF 1
JOB: **2172124**
CHKD BY:

CONTRACTOR: LaBella Env. LLC
DRILLER: M. Pepe
LABELLA REPRESENTATIVE: A. Brett

BORING LOCATION: Lot #2
GROUND SURFACE ELEVATION: NA
START DATE: 8/31/2017 END DATE: 8/31/2017

DATUM: NA

TYPE OF DRILL RIG: Geoprobe
AUGER SIZE AND TYPE: NA
OVERBURDEN SAMPING METHOD: macrocore

DRIVE SAMPLER TYPE: Direct push
INSIDE DIAMETER: 2"
OTHER: NA

DEPTH	SAMPLE: SAMPLE DEPTH	SAMPLE: SAMPLE NO. AND RECOVERY	SAMPLE: STRATA CHANGE	VISUAL CLASSIFICATION	PID FIELD SCREEN (PPM)	RADIATION (µR/hr)	REMARKS
0	0 - 4'	S1 3.0/4.0'	0.0'	ASPHALT	0	9	
			0.4'	Gray-brown coarse to fine SAND, some coarse to fine gray angular Gravel, trace brick (FILL), trace cobbles, moist, no odor.	0	9	
			1.1'	Tan to brown fine SAND, moist, no odor.			
			1.7'	Brown CLAY, little brown fine Sand, moist, no odor.	0	9	
			1.9'	Brown fine SAND, little Silt, moist, no odor.			
					0	9	
		S2 3.0/4.0'	4.0'	Similar to above.	0	9	
5					0	9	
			6.0'	Brown-gray CLAY, little Silt, moist, no odor.	0	9	
					0	9	
		S3 1.3/1.8'	8.0'	Similar to above.	0	9	
					0	9	
10				9.8' - End Boring - Refusal	0	9	
15							
20							
25							

WATER LEVEL DATA: DATE	TIME	ELASPED TIME	DEPTH (FT): BOTTOM OF CASING	BOTTOM OF BORING	GROUNDWATER ENCOUNTERED
NA	NA	NA	9.5'	9.8'	NA

NOTES:
MW-07 installed to 9.5' feet with 5 feet of screen.

GENERAL NOTES

1) STRATIFICATION LINES REPRESENT APPROXMATE BOUNDARY BETWEEN SOIL TYPES, TRANSITIONS MAY BE GRADUAL.
2) WATER LEVEL READINGS HAVE BEEN MADE AT TIMES AND UNDER CONDITIONS STATED, FLUCTUATIONS OF GROUNDWATER MAY OCCURE DUE TO OTHER FACTORS THAN THOSE PRESENT AT THE TIME MEASUREMENTS WERE MADE

LABELLA Associates, P.C.

300 STATE STREET, ROCHESTER, NY
ENVIRONMENTAL ENGINEERING CONSULTANTS

PROJECT
1447 St. Paul Street (Hawkeye Facility)
Rochester, NY
Phase II Environmental Site Assessment
Client: Kodak

BORING: **SB-17**
SHEET 1 OF 1
JOB: **2172124**
CHKD BY:

CONTRACTOR: LaBella Env. LLC
DRILLER: M. Pepe
LABELLA REPRESENTATIVE: A. Brett

BORING LOCATION: Lot #2
GROUND SURFACE ELEVATION: NA
START DATE: 8/31/2017 END DATE: 8/31/2017

DATUM: NA

TYPE OF DRILL RIG: Geoprobe
AUGER SIZE AND TYPE: NA
OVERBURDEN SAMPING METHOD: macrocore

DRIVE SAMPLER TYPE: Direct push
INSIDE DIAMETER: 2"
OTHER: NA

DEPTH	SAMPLE: SAMPLE DEPTH	SAMPLE: SAMPLE NO. AND RECOVERY	SAMPLE: STRATA CHANGE	VISUAL CLASSIFICATION	PID FIELD SCREEN (PPM)	RADIATION (µR/hr)	REMARKS
0	0 - 4'	S1 2.3/4.0'	0.0'	ASPHALT	0	11	
			0.4'	Gray-brown coarse to fine SAND, some coarse to fine gray angular Gravel, trace brick (FILL), moist, no odor.	0	11	
			0.9'	Brown coarse to fine SILTY SAND, some coarse to fine Gravel, moist to wet, no odor.	0	11	
					0	11	
		S2 3.6/4.0'	4.0'	Gray coarse GRAVEL, dry, no, odor.	0	11	
			4.4'	Brown SILTY SAND, little coarse to fine angular Gravel, moist, no odor.			
5					0	11	
					0	11	
					0	11	
		S3 0.5/1.3'	8.0'	Similar to above.	0	11	
					0	11	
10				9.3' - End Boring - Refusal	0	11	
15							
20							
25							

WATER LEVEL DATA			DEPTH (FT)			NOTES:
DATE	TIME	ELASPED TIME	BOTTOM OF CASING	BOTTOM OF BORING	GROUNDWATER ENCOUNTERED	
NA	NA	NA	NA	9.3'	NA	

GENERAL NOTES

1) STRATIFICATION LINES REPRESENT APPROXMATE BOUNDARY BETWEEN SOIL TYPES, TRANSITIONS MAY BE GRADUAL.
2) WATER LEVEL READINGS HAVE BEEN MADE AT TIMES AND UNDER CONDITIONS STATED, FLUCTUATIONS OF GROUNDWATER MAY OCCURE DUE TO OTHER FACTORS THAN THOSE PRESENT AT THE TIME MEASUREMENTS WERE MADE

LABELLA Associates, P.C.

300 STATE STREET, ROCHESTER, NY
ENVIRONMENTAL ENGINEERING CONSULTANTS

PROJECT
1447 St. Paul Street (Hawkeye Facility)
Rochester, NY
Phase II Environmental Site Assessment
Client: Kodak

BORING: **SB-18**
SHEET 1 OF 1
JOB: **2172124**
CHKD BY:

CONTRACTOR: LaBella Env. LLC
DRILLER: M. Pepe
LABELLA REPRESENTATIVE: A. Brett

BORING LOCATION: Lot #2
GROUND SURFACE ELEVATION: NA
START DATE: 8/31/2017 END DATE: 8/31/2017

DATUM: NA

TYPE OF DRILL RIG: Geoprobe
AUGER SIZE AND TYPE: NA
OVERBURDEN SAMPING METHOD: macrocore

DRIVE SAMPLER TYPE: Direct push
INSIDE DIAMETER: 2"
OTHER: NA

DEPTH	SAMPLE: SAMPLE DEPTH	SAMPLE: SAMPLE NO. AND RECOVERY	SAMPLE: STRATA CHANGE	VISUAL CLASSIFICATION	PID FIELD SCREEN (PPM)	RADIATION (µR/hr)	REMARKS
0	0 - 4'	S1 1.7/4.0'	0.0'	ASPHALT	0	11	
			0.4'	Gray-brown coarse to fine SAND and coarse to fine GRAVEL, trace brick (FILL), trace silt, moist, no odor.	0	11	
			1.0'	Similar to above, little Silt.	0	11	
					0	11	
					0	11	
		S2 1.0/1.0'	4.0'	Similar to above.	0	11	
5				5.0' - End Boring - Refusal	0	10	
10							
15							
20							
25							

WATER LEVEL DATA			DEPTH (FT)			NOTES:
DATE	TIME	ELASPED TIME	BOTTOM OF CASING	BOTTOM OF BORING	GROUNDWATER ENCOUNTERED	
NA	NA	NA	NA	5'	NA	

GENERAL NOTES

1) STRATIFICATION LINES REPRESENT APPROXMATE BOUNDARY BETWEEN SOIL TYPES, TRANSITIONS MAY BE GRADUAL.
2) WATER LEVEL READINGS HAVE BEEN MADE AT TIMES AND UNDER CONDITIONS STATED, FLUCTUATIONS OF GROUNDWATER MAY OCCURE DUE TO OTHER FACTORS THAN THOSE PRESENT AT THE TIME MEASUREMENTS WERE MADE

LABELLA Associates, P.C.

300 STATE STREET, ROCHESTER, NY
ENVIRONMENTAL ENGINEERING CONSULTANTS

PROJECT
1447 St. Paul Street (Hawkeye Facility)
Rochester, NY
Phase II Environmental Site Assessment
Client: Kodak

BORING: **SB-19**
SHEET 1 OF 1
JOB: **2172124**
CHKD BY:

CONTRACTOR: LaBella Env. LLC
DRILLER: M. Pepe
LABELLA REPRESENTATIVE: A. Brett

BORING LOCATION: Lot #9
GROUND SURFACE ELEVATION: NA
START DATE: 9/1/2017 END DATE: 9/1/2017

DATUM: NA

TYPE OF DRILL RIG: Geoprobe
AUGER SIZE AND TYPE: NA
OVERBURDEN SAMPING METHOD: macrocore

DRIVE SAMPLER TYPE: Direct push
INSIDE DIAMETER: 2"
OTHER: NA

DEPTH	SAMPLE: SAMPLE DEPTH	SAMPLE: SAMPLE NO. AND RECOVERY	SAMPLE: STRATA CHANGE	VISUAL CLASSIFICATION	PID FIELD SCREEN (PPM)	RADIATION (µR/hr)	REMARKS
0	0 - 5'	S1 1.7/5.0'	0.0'	ASPHALT	0	9	
			0.5'	Light brown fine SAND, little Silt, little coarse to fine subangular to angular gravel, moist to dry, no odor.	0	9	
					0	9	
5	5 - 10'	S2 5.0/5.0'	5.0'	Similar to above, moist to wet at 6'.	0	8	
					0	8	
					0	8	
					0	8	
			8.5'	Layer of gray GRAVEL, dry, no odor.	0	8	
10	10 - 15'	S3 5.0/5.0'	10'	Light brown very fine SAND, little Silt, little coarse to fine angular to subangular gravel, trace cobble, moist to wet, no odor.	0	9	
					0	9	
					0	9	
					0	9	
					0	9	
15	15-18.3	S4 2.0/3.3'	15'	Light brown fine SAND, little fine subrounded to subangular Gravel, wet, no odor.	0	8	
					0	8	
					0	8	
					0	8	
				18.3' - End Boring - Refusal			
20							
25							

WATER LEVEL DATA			DEPTH (FT)		
DATE	TIME	ELASPED TIME	BOTTOM OF CASING	BOTTOM OF BORING	GROUNDWATER ENCOUNTERED
NA	NA	NA	18.3'	18.3'	~15'

NOTES:
MW-08 installed to 18.3 feet with 10 feet of screen.

GENERAL NOTES

1) STRATIFICATION LINES REPRESENT APPROXMATE BOUNDARY BETWEEN SOIL TYPES, TRANSITIONS MAY BE GRADUAL.
2) WATER LEVEL READINGS HAVE BEEN MADE AT TIMES AND UNDER CONDITIONS STATED, FLUCTUATIONS OF GROUNDWATER MAY OCCURE DUE TO OTHER FACTORS THAN THOSE PRESENT AT THE TIME MEASUREMENTS WERE MADE

LABELLA Associates, P.C.

300 STATE STREET, ROCHESTER, NY
ENVIRONMENTAL ENGINEERING CONSULTANTS

PROJECT
1447 St. Paul Street (Hawkeye Facility)
Rochester, NY
Phase II Environmental Site Assessment
Client: Kodak

BORING: **SB-20**
SHEET 1 OF 1
JOB: **2172124**
CHKD BY:

CONTRACTOR: LaBella Env. LLC
DRILLER: M. Pepe
LABELLA REPRESENTATIVE: A. Brett

BORING LOCATION: Lot #9
GROUND SURFACE ELEVATION: NA
START DATE: 9/1/2017 END DATE: 9/1/2017

DATUM: NA

TYPE OF DRILL RIG: Geoprobe
AUGER SIZE AND TYPE: NA
OVERBURDEN SAMPING METHOD: macrocore

DRIVE SAMPLER TYPE: Direct push
INSIDE DIAMETER: 2"
OTHER: NA

DEPTH	SAMPLE DEPTH	SAMPLE NO. AND RECOVERY	STRATA CHANGE	VISUAL CLASSIFICATION	PID FIELD SCREEN (PPM)	RADIATION (µR/hr)	REMARKS
0	0 - 5'	S1 2.8/5.0'	0.0'	ASPHALT	0	8	
			0.5'	Brown fine SAND, little Clay, moist, no odor.	0	8	
			1.8'	Light brown/tan fine SAND, little SILT, trace clay, moist to dry, no odor.	0	8	
5	5 - 10'	S2 3.7/5.0'	5.0'	Similar to above, little coarse to fine Gravel.	0	8	
					0	8	
					0	8	
					0	8	
10	10 - 15'	S3 4.0/5.0'	10'	Similar to above.	0	7	
			11'	Gray GRAVEL fragments, dry, no odor.	0	7	
					0	7	
					0	7	
			13.3'	Brown tightly packed fine SAND, some Silt, moist, no odor.	0	7	
15	15-18.3	S4 0.3/2.5'	15'	Similar to above, bedrock at bottom.	0	8	
					0	8	
				17.5' - End Boring - Refusal			
20							
25							

WATER LEVEL DATA			DEPTH (FT)			NOTES:
DATE	TIME	ELASPED TIME	BOTTOM OF CASING	BOTTOM OF BORING	GROUNDWATER ENCOUNTERED	
NA	NA	NA	NA	17.5'	NA	

GENERAL NOTES

1) STRATIFICATION LINES REPRESENT APPROXMATE BOUNDARY BETWEEN SOIL TYPES, TRANSITIONS MAY BE GRADUAL.
2) WATER LEVEL READINGS HAVE BEEN MADE AT TIMES AND UNDER CONDITIONS STATED, FLUCTUATIONS OF GROUNDWATER MAY OCCURE DUE TO OTHER FACTORS THAN THOSE PRESENT AT THE TIME MEASUREMENTS WERE MADE

LABELLA Associates, P.C.

300 STATE STREET, ROCHESTER, NY
ENVIRONMENTAL ENGINEERING CONSULTANTS

PROJECT
1447 St. Paul Street (Hawkeye Facility)
Rochester, NY
Phase II Environmental Site Assessment
Client: Kodak

BORING: **SB-21**
SHEET 1 OF 1
JOB: **2172124**
CHKD BY:

CONTRACTOR: LaBella Env. LLC
DRILLER: M. Pepe
LABELLA REPRESENTATIVE: A. Brett

BORING LOCATION: Nox Aly
GROUND SURFACE ELEVATION: NA
START DATE: 9/1/2017 END DATE: 9/1/2017

DATUM: NA

TYPE OF DRILL RIG: Geoprobe
AUGER SIZE AND TYPE: NA
OVERBURDEN SAMPING METHOD: macrocore

DRIVE SAMPLER TYPE: Direct push
INSIDE DIAMETER: 2"
OTHER: NA

DEPTH	SAMPLE: SAMPLE DEPTH	SAMPLE: SAMPLE NO. AND RECOVERY	SAMPLE: STRATA CHANGE	VISUAL CLASSIFICATION	PID FIELD SCREEN (PPM)	RADIATION (µR/hr)	REMARKS
0	0 - 5'	S1 3.4/5.0'	0.0'	ASPHALT	0	8	
			0.5'	Gray fine to medium SAND, some angular gray Gravel, moist, no odor.			
			1.0'	Brown coarse to fine SAND and coarse to fine gray subrounded to subangular Gravel, moist, no odor, wood at bottom (FILL).	0	8	
					0	8	
5	5 - 10'	S2 3.0/5.0'	5.0'	Similar to above.	0	9	
			6.0'	Gray brown CLAY, little coarse to fine Sand and subrounded Gravel, moist, no odor.	0	9	
			6.7'	Gray and brown fine SAND, little Clay and Silt, little coarse to fine subrounded to subangular gravel, moist, no odor.	0	9	
					0	9	
10	10 - 15'	S3 2.1/5.0'	10'	Similar to above.	0	10	
					0	10	
			12'	Gray COBBLE/GRAVEL, moist, no odor.	0	10	
					0	10	
					0	10	
15	15-18.3	S4 0.8/0.8'	15'	Brown coarse to fine SAND, some coarse to fine Gravel, little silt, trace clay, wet, no odor. Bedrock at bottom.	0	9	
				15.8' - End Boring - Refusal	0	9	
20							
25							

WATER LEVEL DATA			DEPTH (FT)		
DATE	TIME	ELASPED TIME	BOTTOM OF CASING	BOTTOM OF BORING	GROUNDWATER ENCOUNTERED
NA	NA	NA	15.8'	15.8'	~15'

NOTES:
MW-09 installed to 15.8 feet with 5 feet of screen.

GENERAL NOTES

1) STRATIFICATION LINES REPRESENT APPROXMATE BOUNDARY BETWEEN SOIL TYPES, TRANSITIONS MAY BE GRADUAL.
2) WATER LEVEL READINGS HAVE BEEN MADE AT TIMES AND UNDER CONDITIONS STATED, FLUCTUATIONS OF GROUNDWATER MAY OCCURE DUE TO OTHER FACTORS THAN THOSE PRESENT AT THE TIME MEASUREMENTS WERE MADE

LABELLA Associates, P.C.

300 STATE STREET, ROCHESTER, NY
ENVIRONMENTAL ENGINEERING CONSULTANTS

PROJECT
1447 St. Paul Street (Hawkeye Facility)
Rochester, NY
Phase II Environmental Site Assessment
Client: Kodak

BORING: **SB-22**
SHEET 1 OF 1
JOB: **2172124**
CHKD BY:

CONTRACTOR: LaBella Env. LLC
DRILLER: M. Pepe
LABELLA REPRESENTATIVE: A. Brett

BORING LOCATION: Lot #8
GROUND SURFACE ELEVATION: NA
START DATE: 9/1/2017 END DATE: 9/1/2017

DATUM: NA

TYPE OF DRILL RIG: Geoprobe
AUGER SIZE AND TYPE: NA
OVERBURDEN SAMPING METHOD: macrocore

DRIVE SAMPLER TYPE: Direct push
INSIDE DIAMETER: 2"
OTHER: NA

DEPTH	SAMPLE: SAMPLE DEPTH	SAMPLE: SAMPLE NO. AND RECOVERY	SAMPLE: STRATA CHANGE	VISUAL CLASSIFICATION	PID FIELD SCREEN (PPM)	RADIATION (µR/hr)	REMARKS
0	0 - 5'	S1 3.9/5.0'	0.0'	ASPHALT	0	9-10	
			0.5'	Gray-brown coarse SAND and angular GRAVEL, moist, no odor.			
			0.9'	Gray brown coarse to fine SAND, some to little Silt, little to trace clay, moist, no odor, wood pieces (FILL).	0	9-10	
					0	9-10	
					0	9-10	
			3.7'	Brown coarse to fine SAND, some angular to subrounded Gravel, trace silt, moist, no odor.			
5	5 - 10'	S2 5.0/5.0'	5.0'	Similar to above.	0	9-10	
			6.0'	Light brown tightly packed fine SAND, little to trace Silt, little coarse to fine subrounded to subangular gravel, moist, no odor.	0	9-10	
					0	9-10	
					0	9-10	
					0	9-10	
10	10 - 15'	S3 0.0/3.0'	10'	No recovery/macrocore over packed.	0	9-10	
				13' - End Boring - Refusal			
15							
20							
25							

WATER LEVEL DATA			DEPTH (FT)			NOTES:
DATE	TIME	ELASPED TIME	BOTTOM OF CASING	BOTTOM OF BORING	GROUNDWATER ENCOUNTERED	
NA	NA	NA	NA	13'	NA	

GENERAL NOTES

1) STRATIFICATION LINES REPRESENT APPROXMATE BOUNDARY BETWEEN SOIL TYPES, TRANSITIONS MAY BE GRADUAL.
2) WATER LEVEL READINGS HAVE BEEN MADE AT TIMES AND UNDER CONDITIONS STATED, FLUCTUATIONS OF GROUNDWATER MAY OCCURE DUE TO OTHER FACTORS THAN THOSE PRESENT AT THE TIME MEASUREMENTS WERE MADE

LABELLA Associates, P.C.

300 STATE STREET, ROCHESTER, NY
ENVIRONMENTAL ENGINEERING CONSULTANTS

PROJECT
1447 St. Paul Street (Hawkeye Facility)
Rochester, NY
Phase II Environmental Site Assessment
Client: Kodak

BORING: **SB-23**
SHEET 1 OF 1
JOB: **2172124**
CHKD BY:

CONTRACTOR: LaBella Env. LLC
DRILLER: M. Pepe
LABELLA REPRESENTATIVE: A. Brett

BORING LOCATION: Lot #8
GROUND SURFACE ELEVATION: NA
START DATE: 9/1/2017 END DATE: 9/1/2017

DATUM: NA

TYPE OF DRILL RIG: Geoprobe
AUGER SIZE AND TYPE: NA
OVERBURDEN SAMPING METHOD: macrocore

DRIVE SAMPLER TYPE: Direct push
INSIDE DIAMETER: 2"
OTHER: NA

DEPTH	SAMPLE: SAMPLE DEPTH	SAMPLE: SAMPLE NO. AND RECOVERY	SAMPLE: STRATA CHANGE	VISUAL CLASSIFICATION	PID FIELD SCREEN (PPM)	RADIATION (µR/hr)	REMARKS
0	0 - 5'	S1 3.0/5.0'	0.0'	ASPHALT	0	9.2	
			0.5'	Light brown fine SAND, little Silt, moist, no odor.	0	9.2	
					0	9.2	
			2.5'	Similar to above, darker, little Clay.	0	9.2	
5	5 - 10'	S2 5.0/5.0'	5.0'	Light brown tightly packed fine SAND, little Silt, little coarse to fine subrounded to angular gravel, moist, no odor.	0	9.2	
					0	9.2	
					0	9.2	
					0	9.2	
					0	10	
10	10 - 15'	S3 4.0/4.0'	10'	Similar to above, extremely tightly packed.	0	10	
					0	10	
					0	10	
					0	10	
				14' - End Boring - Refusal	0	10	
15							
20							
25							

WATER LEVEL DATA			DEPTH (FT)			NOTES:
DATE	TIME	ELASPED TIME	BOTTOM OF CASING	BOTTOM OF BORING	GROUNDWATER ENCOUNTERED	
NA	NA	NA	NA	14'	NA	

GENERAL NOTES

1) STRATIFICATION LINES REPRESENT APPROXMATE BOUNDARY BETWEEN SOIL TYPES, TRANSITIONS MAY BE GRADUAL.
2) WATER LEVEL READINGS HAVE BEEN MADE AT TIMES AND UNDER CONDITIONS STATED, FLUCTUATIONS OF GROUNDWATER MAY OCCURE DUE TO OTHER FACTORS THAN THOSE PRESENT AT THE TIME MEASUREMENTS WERE MADE

LABELLA Associates, P.C.

300 STATE STREET, ROCHESTER, NY
ENVIRONMENTAL ENGINEERING CONSULTANTS

PROJECT
1447 St. Paul Street (Hawkeye Facility)
Rochester, NY
Phase II Environmental Site Assessment
Client: Kodak

BORING: **SB-24**
SHEET 1 OF 1
JOB: **2172124**
CHKD BY:

CONTRACTOR: LaBella Env. LLC
DRILLER: M. Pepe
LABELLA REPRESENTATIVE: A. Brett

BORING LOCATION: Lot #11
GROUND SURFACE ELEVATION: NA
START DATE: 9/1/2017 END DATE: 9/1/2017

DATUM: NA

TYPE OF DRILL RIG: Geoprobe
AUGER SIZE AND TYPE: NA
OVERBURDEN SAMPING METHOD: macrocore

DRIVE SAMPLER TYPE: Direct push
INSIDE DIAMETER: 2"
OTHER: NA

DEPTH	SAMPLE: SAMPLE DEPTH	SAMPLE: SAMPLE NO. AND RECOVERY	SAMPLE: STRATA CHANGE	VISUAL CLASSIFICATION	PID FIELD SCREEN (PPM)	RADIATION (µR/hr)	REMARKS
0	0 - 5'	S1 3.2/5.0'	0.0'	ASPHALT	0	9-10	
			0.5'	Gray-brown SILTY fine SAND, moist, no odor			
			0.9'	Light bronw fine SAND, little coarse to fine subangular to subrounded Gravel, moist, no odor.	0	9-10	
					0	9-10	
					0	9-10	
5	5 - 10'	S2 5.0/5.0'	5.0'	Brown and gray very fine SAND, little coarse to fine subrounded to subangular Gravel, little to trace silt, moist to wet, petro odor, staining.	588	9	
					1450		
					1646	9	
					1001		
					834	9	
					773	9	
					83.3	9	
10	10 - 15'	S3 3.8/3.8'	10'	Similar to above, light brown, no staining, petro odor in first 0.5.	184	10	
					3	10	
					0.6	10	
					0	10	
				13.8' - End Boring - Refusal	0	10	
15							
20							
25							

WATER LEVEL DATA			DEPTH (FT)		
DATE	TIME	ELASPED TIME	BOTTOM OF CASING	BOTTOM OF BORING	GROUNDWATER ENCOUNTERED
NA	NA	NA	13.5'	13.8'	~10'

NOTES:
MW-10 installed to 13.5 feet with 5 feet of screen.

GENERAL NOTES

1) STRATIFICATION LINES REPRESENT APPROXMATE BOUNDARY BETWEEN SOIL TYPES, TRANSITIONS MAY BE GRADUAL.
2) WATER LEVEL READINGS HAVE BEEN MADE AT TIMES AND UNDER CONDITIONS STATED, FLUCTUATIONS OF GROUNDWATER MAY OCCURE DUE TO OTHER FACTORS THAN THOSE PRESENT AT THE TIME MEASUREMENTS WERE MADE

LABELLA Associates, P.C.

300 STATE STREET, ROCHESTER, NY
ENVIRONMENTAL ENGINEERING CONSULTANTS

PROJECT
1447 St. Paul Street (Hawkeye Facility)
Rochester, NY
Phase II Environmental Site Assessment
Client: Kodak

BORING: **SB-25**
SHEET 1 OF 1
JOB: **2172124**
CHKD BY:

CONTRACTOR: LaBella Env. LLC
DRILLER: M. Pepe
LABELLA REPRESENTATIVE: A. Brett

BORING LOCATION: Lot #11
GROUND SURFACE ELEVATION: NA
START DATE: 9/1/2017 END DATE: 9/1/2017

DATUM: NA

TYPE OF DRILL RIG: Geoprobe
AUGER SIZE AND TYPE: NA
OVERBURDEN SAMPING METHOD: macrocore

DRIVE SAMPLER TYPE: Direct push
INSIDE DIAMETER: 2"
OTHER: NA

DEPTH	SAMPLE: SAMPLE DEPTH	SAMPLE: SAMPLE NO. AND RECOVERY	SAMPLE: STRATA CHANGE	VISUAL CLASSIFICATION	PID FIELD SCREEN (PPM)	RADIATION (µR/hr)	REMARKS
0	0 - 5'	S1 4.0/5.0'	0.0'	ASPHALT	0	9	
			0.5'	Gray coarse to fine SAND and angular GRAVEL, moist, no odor.			
			1.0'	Brown fine SAND trace Silt, moist, no odor.	0	9	
					0	9	
					0	9	
					0	9	
					0	9	
5	5 - 10'	S2 5.0/5.0'	5.0'	Light brown very fine SAND, little Gravel, trace silt, moist to wet, no odor.	0	9	
					0	9	
					0	9	
					0	9	
					0	9	
10	10 - 15'	S3 3.0/3.0'	10'	Light brown fine SAND, some coarse to fine subrounded to subangular Gravel, wet, no odor.	0	10	
					0	10	
					0	10	
			12.5'	Light brown tightly packed SAND, little coarse to fine subrounded to subangular Gravel, wet, no odor.	0	10	
				13.0' - End Boring - Refusal			
15							
20							
25							

WATER LEVEL DATA			DEPTH (FT)		
DATE	TIME	ELASPED TIME	BOTTOM OF CASING	BOTTOM OF BORING	GROUNDWATER ENCOUNTERED
NA	NA	NA	12.5'	13.0'	~10'

NOTES:
MW-11 installed to 12.5 feet with 10 feet of screen.

GENERAL NOTES

1) STRATIFICATION LINES REPRESENT APPROXMATE BOUNDARY BETWEEN SOIL TYPES, TRANSITIONS MAY BE GRADUAL.
2) WATER LEVEL READINGS HAVE BEEN MADE AT TIMES AND UNDER CONDITIONS STATED, FLUCTUATIONS OF GROUNDWATER MAY OCCURE DUE TO OTHER FACTORS THAN THOSE PRESENT AT THE TIME MEASUREMENTS WERE MADE

LABELLA Associates, P.C.

300 STATE STREET, ROCHESTER, NY
ENVIRONMENTAL ENGINEERING CONSULTANTS

PROJECT
1447 St. Paul Street (Hawkeye Facility)
Rochester, NY
Phase II Environmental Site Assessment
Client: Kodak

BORING: **SB-26**
SHEET 1 OF 1
JOB: **2172124**
CHKD BY:

CONTRACTOR: LaBella Env. LLC
DRILLER: M. Pepe
LABELLA REPRESENTATIVE: A. Brett

BORING LOCATION: Lot #11
GROUND SURFACE ELEVATION: NA
START DATE: 9/1/2017 END DATE: 9/1/2017

DATUM: NA

TYPE OF DRILL RIG: Geoprobe
AUGER SIZE AND TYPE: NA
OVERBURDEN SAMPING METHOD: macrocore

DRIVE SAMPLER TYPE: Direct push
INSIDE DIAMETER: 2"
OTHER: NA

DEPTH	SAMPLE: SAMPLE DEPTH	SAMPLE: SAMPLE NO. AND RECOVERY	SAMPLE: STRATA CHANGE	VISUAL CLASSIFICATION	PID FIELD SCREEN (PPM)	RADIATION (µR/hr)	REMARKS
0	0 - 5'	S1 4.0/5.0'	0.0'	ASPHALT	0	9	
			0.5'	Gray coarse to fine SAND and angular GRAVEL, moist, no odor.			
			1.0'	Brown fine SAND, moist, no odor.	0.1	9	
					0.2	9	
					0.9	9	
						9	
5	5 - 10'	S2 5.0/5.0'	5.0'	Brown tightly packed very fine SAND, little coarse to fine subrounded to subangular Gravel, moist to wet, petro odor.	152	9	
					436	9	
			6.5'	Similar to above, stained.	989		
					1004	9	
					209		
					11.9	9	
					5.5	9	
10	10 - 15'	S3 1.5/1.5'	10'	Gray fine SAND, some coarse to fine subrounded to subangular Gravel, trace silt, wet, petro odor.	345	10	
					164	10	
				11.5' - End Boring - Refusal			
15							
20							
25							

WATER LEVEL DATA: DATE	TIME	ELASPED TIME	DEPTH (FT): BOTTOM OF CASING	BOTTOM OF BORING	GROUNDWATER ENCOUNTERED
NA	NA	NA	NA	11.5'	~10'

NOTES:

GENERAL NOTES

1) STRATIFICATION LINES REPRESENT APPROXMATE BOUNDARY BETWEEN SOIL TYPES, TRANSITIONS MAY BE GRADUAL.
2) WATER LEVEL READINGS HAVE BEEN MADE AT TIMES AND UNDER CONDITIONS STATED, FLUCTUATIONS OF GROUNDWATER MAY OCCURE DUE TO OTHER FACTORS THAN THOSE PRESENT AT THE TIME MEASUREMENTS WERE MADE

LABELLA Associates, P.C.

300 STATE STREET, ROCHESTER, NY
ENVIRONMENTAL ENGINEERING CONSULTANTS

PROJECT
1447 St. Paul Street (Hawkeye Facility)
Rochester, NY
Phase II Environmental Site Assessment
Client: Kodak

BORING: **SB-27**
SHEET 1 OF 1
JOB: **2172124**
CHKD BY:

CONTRACTOR: LaBella Env. LLC
DRILLER: M. Pepe
LABELLA REPRESENTATIVE: A. Brett

BORING LOCATION: Lot #11
GROUND SURFACE ELEVATION: NA
START DATE: 9/1/2017 END DATE: 9/1/2017

DATUM: NA

TYPE OF DRILL RIG: Geoprobe
AUGER SIZE AND TYPE: NA
OVERBURDEN SAMPING METHOD: macrocore

DRIVE SAMPLER TYPE: Direct push
INSIDE DIAMETER: 2"
OTHER: NA

DEPTH	SAMPLE: SAMPLE DEPTH	SAMPLE: SAMPLE NO. AND RECOVERY	SAMPLE: STRATA CHANGE	VISUAL CLASSIFICATION	PID FIELD SCREEN (PPM)	RADIATION (µR/hr)	REMARKS
0	0 - 5'	S1 3.7/5.0'	0.0'	ASPHALT	0	9	
			0.5'	Gray coarse to fine SAND and angular GRAVEL, moist, no odor.			
			1.0'	Brown fine SAND, moist, no odor.	0	9	
					0	9	
					0	9	
					0	9	
5	5 - 10'	S2 4.1/5.0'	5.0'	Similar to above.	0.2	9	
			5.6'	Black coarse SAND, little to some coarse to fine Gravel, wet, petro odor.	29.9		
						9	
					224.8		
						9	
			7.5'	Gray/Black/Brown very fine SAND, little Silt, little coarse to fine subrounded to subangular gravel, wet, stain, petro odor.	1574	9	
					838		
					234	9	
					892		
10	10 - 15'	S3 2.3/2.3'	10'	Brown tightly packed very fine SAND, little coarse to fine subrounded to subangular Gravel, no odor.	164	10	
					121	10	
					5.6	10	
				12.3' - End Boring - Refusal			
15							
20							
25							

WATER LEVEL DATA: DATE	TIME	ELASPED TIME	DEPTH (FT): BOTTOM OF CASING	BOTTOM OF BORING	GROUNDWATER ENCOUNTERED
NA	NA	NA	NA	12.3'	~7.5'

NOTES:

GENERAL NOTES

1) STRATIFICATION LINES REPRESENT APPROXMATE BOUNDARY BETWEEN SOIL TYPES, TRANSITIONS MAY BE GRADUAL.
2) WATER LEVEL READINGS HAVE BEEN MADE AT TIMES AND UNDER CONDITIONS STATED, FLUCTUATIONS OF GROUNDWATER MAY OCCURE DUE TO OTHER FACTORS THAN THOSE PRESENT AT THE TIME MEASUREMENTS WERE MADE

LABELLA Associates, P.C.

300 STATE STREET, ROCHESTER, NY
ENVIRONMENTAL ENGINEERING CONSULTANTS

PROJECT
1447 St. Paul Street (Hawkeye Facility)
Rochester, NY
Phase II Environmental Site Assessment
Client: Kodak

BORING: **SB-28**
SHEET 1 OF 1
JOB: **2172124**
CHKD BY:

CONTRACTOR: LaBella Env. LLC
DRILLER: M. Pepe
LABELLA REPRESENTATIVE: A. Brett

BORING LOCATION: Courtyard
GROUND SURFACE ELEVATION: NA
START DATE: 9/6/2017 END DATE: 9/6/2017

DATUM: NA

TYPE OF DRILL RIG: Geoprobe
AUGER SIZE AND TYPE: NA
OVERBURDEN SAMPING METHOD: macrocore

DRIVE SAMPLER TYPE: Direct push
INSIDE DIAMETER: 2"
OTHER: NA

DEPTH	SAMPLE: SAMPLE DEPTH	SAMPLE: SAMPLE NO. AND RECOVERY	SAMPLE: STRATA CHANGE	VISUAL CLASSIFICATION	PID FIELD SCREEN (PPM)	RADIATION (µR/hr)	REMARKS
0	0 - 4'	S1 1.5/4.0'	0.0'	CONCRETE	0	15-17	
			0.5'	Gray coarse to fine SAND and subangular to angular GRAVEL, moist, no odor.	0	15-17	
			1.3'	Brown fine SAND, moist, no odor.	0	15-17	
	4 - 8'	S2 1.3/4.0'	4.0'	Brown fine SAND, little coarse to fine subrounded to subangular Gravel, trace silt, moist to wet, no odor.	0	15-17	
5					0	15-17	
					0	15-17	
	8 - 9.3'	S3 1.3/1.3'	8.0'	Similar to above, little Silt, wet.	0	15-17	
			8.5'	Gray coarse to fine SAND and GRAVEL, wet, no odor.	0	15-17	
10				9.3' - End Boring - Refusal			
15							
20							
25							

WATER LEVEL DATA			DEPTH (FT)			NOTES:
DATE	TIME	ELASPED TIME	BOTTOM OF CASING	BOTTOM OF BORING	GROUNDWATER ENCOUNTERED	
NA	NA	NA	NA	9.3'	~8'	

GENERAL NOTES

1) STRATIFICATION LINES REPRESENT APPROXMATE BOUNDARY BETWEEN SOIL TYPES, TRANSITIONS MAY BE GRADUAL.
2) WATER LEVEL READINGS HAVE BEEN MADE AT TIMES AND UNDER CONDITIONS STATED, FLUCTUATIONS OF GROUNDWATER MAY OCCURE DUE TO OTHER FACTORS THAN THOSE PRESENT AT THE TIME MEASUREMENTS WERE MADE

LABELLA Associates, P.C.

300 STATE STREET, ROCHESTER, NY
ENVIRONMENTAL ENGINEERING CONSULTANTS

PROJECT
1447 St. Paul Street (Hawkeye Facility)
Rochester, NY
Phase II Environmental Site Assessment
Client: Kodak

BORING: **SB-29**
SHEET 1 OF 1
JOB: **2172124**
CHKD BY:

CONTRACTOR: LaBella Env. LLC
DRILLER: M. Pepe
LABELLA REPRESENTATIVE: A. Brett

BORING LOCATION: Courtyard
GROUND SURFACE ELEVATION: NA
START DATE: 9/6/2017 END DATE: 9/6/2017

DATUM: NA

TYPE OF DRILL RIG: Geoprobe
AUGER SIZE AND TYPE: NA
OVERBURDEN SAMPING METHOD: macrocore

DRIVE SAMPLER TYPE: Direct push
INSIDE DIAMETER: 2"
OTHER: NA

DEPTH	SAMPLE: SAMPLE DEPTH	SAMPLE: SAMPLE NO. AND RECOVERY	SAMPLE: STRATA CHANGE	VISUAL CLASSIFICATION	PID FIELD SCREEN (PPM)	RADIATION (µR/hr)	REMARKS
0	0 - 4'	S1 1.7/4.0'	0.0'	CONCRETE	0	17-18	
			0.5'	Brown fine SAND, moist to wet, no odor.	0	17-18	
					0	17-18	
	4 - 8'	S2 4.0/4.0'	4.0'	Similar to above	0	17-18	
			4.4'	Brown to gray SILT, little to some Sand, moist to wet, no odor.			
5					0	17-18	
					0	17-18	
					0	17-18	
	8 - 8.4'	S3 0.4/0.4'	8.0'	Similar to above.	0	17-18	
				8.4' - End Boring - Refusal			
10							
15							
20							
25							

WATER LEVEL DATA			DEPTH (FT)			NOTES:
DATE	TIME	ELASPED TIME	BOTTOM OF CASING	BOTTOM OF BORING	GROUNDWATER ENCOUNTERED	
NA	NA	NA	NA	8.4'	~8'	

GENERAL NOTES

1) STRATIFICATION LINES REPRESENT APPROXMATE BOUNDARY BETWEEN SOIL TYPES, TRANSITIONS MAY BE GRADUAL.
2) WATER LEVEL READINGS HAVE BEEN MADE AT TIMES AND UNDER CONDITIONS STATED, FLUCTUATIONS OF GROUNDWATER MAY OCCURE DUE TO OTHER FACTORS THAN THOSE PRESENT AT THE TIME MEASUREMENTS WERE MADE

LABELLA Associates, P.C.

300 STATE STREET, ROCHESTER, NY
ENVIRONMENTAL ENGINEERING CONSULTANTS

PROJECT
1447 St. Paul Street (Hawkeye Facility)
Rochester, NY
Phase II Environmental Site Assessment
Client: Kodak

BORING: **SB-30**
SHEET 1 OF 1
JOB: **2172124**
CHKD BY:

CONTRACTOR: LaBella Env. LLC
DRILLER: M. Pepe
LABELLA REPRESENTATIVE: A. Brett

BORING LOCATION: Courtyard
GROUND SURFACE ELEVATION: NA
START DATE: 9/6/2017 END DATE: 9/6/2017

DATUM: NA

TYPE OF DRILL RIG: Geoprobe
AUGER SIZE AND TYPE: NA
OVERBURDEN SAMPING METHOD: macrocore

DRIVE SAMPLER TYPE: Direct push
INSIDE DIAMETER: 2"
OTHER: NA

DEPTH	SAMPLE: SAMPLE DEPTH	SAMPLE: SAMPLE NO. AND RECOVERY	SAMPLE: STRATA CHANGE	VISUAL CLASSIFICATION	PID FIELD SCREEN (PPM)	RADIATION (µR/hr)	REMARKS
0	0 - 4'	S1 3.0/4.0'	0.0'	CONCRETE	0	16-18	
			0.5'	Brown CLAY, little fine Sand, moist, no odor.			
			0.9'	Brown fine SAND, trace clay, trace silt, moist, no odor.	0	16-18	
					0	16-18	
			2.3'	Brown CLAY, little fine Sand, moist, no odor.			
					0	16-18	
	4 - 8'	S2 4.0/4.0'	4.0'	Brown SILTY SAND, some coarse to fine Gravel, moist to wet, no odor.	0	16-18	
5					0	16-18	
					0	16-18	
					0	16-18	
	8 - 8.6'	S3 0.6/0.6'	8.0'	Similar to above.	0	16-18	
				8.6' - End Boring - Refusal	0	16-18	
10							
15							
20							
25							

WATER LEVEL DATA			DEPTH (FT)		
DATE	TIME	ELASPED TIME	BOTTOM OF CASING	BOTTOM OF BORING	GROUNDWATER ENCOUNTERED
NA	NA	NA	8.6'	8.6'	~8'

NOTES:
MW-12 installed to 8.6 feet with 5 feet of screen.

GENERAL NOTES

1) STRATIFICATION LINES REPRESENT APPROXMATE BOUNDARY BETWEEN SOIL TYPES, TRANSITIONS MAY BE GRADUAL.
2) WATER LEVEL READINGS HAVE BEEN MADE AT TIMES AND UNDER CONDITIONS STATED, FLUCTUATIONS OF GROUNDWATER MAY OCCURE DUE TO OTHER FACTORS THAN THOSE PRESENT AT THE TIME MEASUREMENTS WERE MADE

LABELLA Associates, P.C.

300 STATE STREET, ROCHESTER, NY
ENVIRONMENTAL ENGINEERING CONSULTANTS

PROJECT
1447 St. Paul Street (Hawkeye Facility)
Rochester, NY
Phase II Environmental Site Assessment
Client: Kodak

BORING: **SB-31**
SHEET 1 OF 1
JOB: **2172124**
CHKD BY:

CONTRACTOR: LaBella Env. LLC
DRILLER: M. Pepe
LABELLA REPRESENTATIVE: A. Brett

BORING LOCATION: Courtyard
GROUND SURFACE ELEVATION: NA
START DATE: 9/6/2017 END DATE: 9/6/2017

DATUM: NA

TYPE OF DRILL RIG: Geoprobe
AUGER SIZE AND TYPE: NA
OVERBURDEN SAMPING METHOD: macrocore

DRIVE SAMPLER TYPE: Direct push
INSIDE DIAMETER: 2"
OTHER: NA

DEPTH	SAMPLE: SAMPLE DEPTH	SAMPLE: SAMPLE NO. AND RECOVERY	SAMPLE: STRATA CHANGE	VISUAL CLASSIFICATION	PID FIELD SCREEN (PPM)	RADIATION (µR/hr)	REMARKS
0	0 - 4'	S1 3.1/4.0'	0.0'	Dark brown SILTY SAND topsoil, moist, no odor.	0	12	
			0.3'	Similar to above, lighter brown			
			1.3'	Brown CLAY, little Sand, moist, no odor.	0	12	
			1.6'	Brown SILTY SAND, little coarse to fine subrounded to subangular Gravel, moist, no odor.	0	12	
			2.9'	Brown fine SAND, trace silt, moist, no odor.	0	12	
	4 - 8'	S2 4.0/4.0'	4.0'	Brown very fine SAND, little to some Silt, little coarse to fine subrounded to subangular Gravel, moist, no odor.	0	11	
5					0	11	
			6.0'	Similar to above, wet.	0	11	
					0	11	
	8 - 9.4'	S3 1.4/1.4'	8.0'	Similar to above.	0	11	
					0	11	
10				9.4' - End Boring - Refusal			
15							
20							
25							

WATER LEVEL DATA: DATE	TIME	ELASPED TIME	DEPTH (FT): BOTTOM OF CASING	BOTTOM OF BORING	GROUNDWATER ENCOUNTERED
NA	NA	NA	9.4'	9.4'	NA

NOTES:
MW-13 installed to 9.4 feet with 5 feet of screen.

GENERAL NOTES

1) STRATIFICATION LINES REPRESENT APPROXMATE BOUNDARY BETWEEN SOIL TYPES, TRANSITIONS MAY BE GRADUAL.
2) WATER LEVEL READINGS HAVE BEEN MADE AT TIMES AND UNDER CONDITIONS STATED, FLUCTUATIONS OF GROUNDWATER MAY OCCURE DUE TO OTHER FACTORS THAN THOSE PRESENT AT THE TIME MEASUREMENTS WERE MADE

LABELLA Associates, D.P.C.

300 STATE STREET, ROCHESTER, NY
ENVIRONMENTAL ENGINEERING CONSULTANTS

PROJECT
Phase II Environmental Site Assessment
1447 St. Paul Street, Rochester, New York
Client: Eastman Kodak Company

TEST PIT: TP-1
SHEET 1 OF 1
JOB: 2172124
CHKD BY: SMR

CONTRACTOR: LaBella Environmental, LLC
OPERATOR: M. Winderl Jr.
LABELLA REPRESENTATIVE: S. Rife

TEST PIT LOCATION: Central-northern guard shack, proximate "Anomaly A"
GROUND SURFACE ELEVATION NA
START DATE: 9/14/17
DATUM: NA

TYPE OF EQUIPMENT: Caterpillar 324 Excavator

DEPTH (FEET)	SAMPLE: SAMPLE NO. AND DEPTH	SAMPLE: STRATA CHANGE (FEET)	VISUAL CLASSIFICATION	PID FIELD SCREEN (PPM)	REMARKS
0			Crushed asphalt and crusher-run sub-base GRAVEL, moist, no odor	5.6	0 Metal fence post stub with concrete footing observed here
2	TP-1 3-4'	3'		302	2 Clay pipe observed 3.5' BGS
4	TP-1 5-6'		Grey to black SAND and MF to MC R to SR GRAVEL, saturated, flowing, strong petroleum odor	994	4
6		6'	Brown to trace grey MC SAND, mild petroleum odor, wet	156	6
			Test Pit terminated 7.0' BGS		
8					8
10					10
12					12
14					14
16					16

WATER LEVEL DATA			DEPTH (FT)		
DATE	TIME	ELAPSED TIME	BOTTOM OF CASING	BOTTOM OF TEST PIT	GROUNDWATER ENCOUNTERED
			NA	7'	NA

NOTES:

GENERAL NOTES
1) STRATIFICATION LINES REPRESENT APPROXMATE BOUNDARY BETWEEN SOIL TYPES, TRANSITIONS MAY BE GRADUAL.
2) WATER LEVEL READINGS HAVE BEEN MADE AT TIMES AND UNDER CONDITIONS STATED, FLUCTUATIONS OF GROUNDWATER MAY OCCUR DUE TO OTHER FACTORS THAN THOSE PRESENT AT THE TIME MEASUREMENTS WERE MADE.
3) ABBREVIATIONS:

and = 35 - 50%	C = Coarse	BGS = Below Ground Surface	
some = 20 - 35%	M = Medium	NA = Not Applicable	
little = 10 - 20%	F = Fine	A = Angular	R = Rounded
trace = 1 - 10%	VF = Very Fine	SA = Subangular	SR = Subrounded

BORING: TP-1

LABELLA Associates, D.P.C.

300 STATE STREET, ROCHESTER, NY
ENVIRONMENTAL ENGINEERING CONSULTANTS

PROJECT
Phase II Environmental Site Assessment
1447 St. Paul Street, Rochester, New York
Client: Eastman Kodak Company

TEST PIT: TP-2
SHEET 1 OF 1
JOB: 2172124
CHKD BY: SMR

CONTRACTOR: LaBella Environmental, LLC
OPERATOR: M. Winderl Jr.
LABELLA REPRESENTATIVE: S. Rife

TEST PIT LOCATION: Footprint of "Anomaly C"
GROUND SURFACE ELEVATION NA
START DATE: 9/14/17

DATUM: NA

TYPE OF EQUIPMENT: Caterpillar 324 Excavator

DEPTH (FEET)	SAMPLE: SAMPLE NO. AND DEPTH	SAMPLE: STRATA CHANGE (FEET)	VISUAL CLASSIFICATION	PID FIELD SCREEN (PPM)	REMARKS
0	NO SAMPLE	1.2'	Surface Asphalt, sub-base GRAVEL, moist, no odor	0.8	0
2			Brown VC SAND and urban fill: brick fragments, concrete fragments, apparent concrete footer section, dry to moist, no odor	0.0	2 Concrete fragments at 1-3' BGS, Anomaly C
			Test Pit terminated 3.2' BGS		
4					4
6					6
8					8
10					10
12					12
14					14
16					16

WATER LEVEL DATA			DEPTH (FT)		
DATE	TIME	ELAPSED TIME	BOTTOM OF CASING	BOTTOM OF TEST PIT	GROUNDWATER ENCOUNTERED
			NA	3.2'	NA

NOTES:

GENERAL NOTES
1) STRATIFICATION LINES REPRESENT APPROXMATE BOUNDARY BETWEEN SOIL TYPES, TRANSITIONS MAY BE GRADUAL.
2) WATER LEVEL READINGS HAVE BEEN MADE AT TIMES AND UNDER CONDITIONS STATED, FLUCTUATIONS OF GROUNDWATER MAY OCCUR DUE TO OTHER FACTORS THAN THOSE PRESENT AT THE TIME MEASUREMENTS WERE MADE.
3) ABBREVIATIONS:

and = 35 - 50%	C = Coarse	BGS = Below Ground Surface	
some = 20 - 35%	M = Medium	NA = Not Applicable	
little = 10 - 20%	F = Fine	A = Angular	R = Rounded
trace = 1 - 10%	VF = Very Fine	SA = Subangular	SR = Subrounded

BORING: TP-2

LABELLA Associates, D.P.C.

300 STATE STREET, ROCHESTER, NY
ENVIRONMENTAL ENGINEERING CONSULTANTS

PROJECT
Phase II Environmental Site Assessment
1447 St. Paul Street, Rochester, New York
Client: Eastman Kodak Company

TEST PIT: TP-3
SHEET 1 OF 1
JOB: 2172124
CHKD BY: SMR

CONTRACTOR: LaBella Environmental, LLC
OPERATOR: M. Winderl Jr.
LABELLA REPRESENTATIVE: S. Rife

TEST PIT LOCATION: Footprint of "Anomaly A"
GROUND SURFACE ELEVATION NA
START DATE: 9/14/17

DATUM: NA

TYPE OF EQUIPMENT: Caterpillar 324 Excavator

DEPTH (FEET)	SAMPLE: SAMPLE NO. AND DEPTH	SAMPLE: STRATA CHANGE (FEET)	VISUAL CLASSIFICATION	PID FIELD SCREEN (PPM)	REMARKS
0	NO SAMPLE	0.5'	Asphalt		0
			Crushed sub-base GRAVEL, dry to damp, no odor	0.0	
2		2.4'			2
			Brown MC SAND, little MC R GRAVEL, urban fill: bricks, concrete, metal piping, no odor, moist	0.0	
4				0.0	4
					See notes below
			Test Pit terminated 5.7' BGS		
6					6
8					8
10					10
12					12
14					14
16					16

WATER LEVEL DATA			DEPTH (FT)		
DATE	TIME	ELAPSED TIME	BOTTOM OF CASING	BOTTOM OF TEST PIT	GROUNDWATER ENCOUNTERED
			NA	5.7'	NA

NOTES:
Shallow excavations (1.5-2.0' BGS) commenced to follow apparent perpheral UST piping, terminus of piping observed to be capped or unscrewed; no evidence of a UST observed proximate anomaly A

GENERAL NOTES
1) STRATIFICATION LINES REPRESENT APPROXMATE BOUNDARY BETWEEN SOIL TYPES, TRANSITIONS MAY BE GRADUAL.
2) WATER LEVEL READINGS HAVE BEEN MADE AT TIMES AND UNDER CONDITIONS STATED, FLUCTUATIONS OF GROUNDWATER MAY OCCUR DUE TO OTHER FACTORS THAN THOSE PRESENT AT THE TIME MEASUREMENTS WERE MADE.
3) ABBREVIATIONS:

and = 35 - 50%	C = Coarse	BGS = Below Ground Surface	
some = 20 - 35%	M = Medium	NA = Not Applicable	
little = 10 - 20%	F = Fine	A = Angular	R = Rounded
trace = 1 - 10%	VF = Very Fine	SA = Subangular	SR = Subrounded

BORING: TP-3

LABELLA Associates, D.P.C.

300 STATE STREET, ROCHESTER, NY
ENVIRONMENTAL ENGINEERING CONSULTANTS

PROJECT
Phase II Environmental Site Assessment
1447 St. Paul Street, Rochester, New York
Client: Eastman Kodak Company

TEST PIT: TP-4
SHEET 1 OF 1
JOB: 2172124
CHKD BY: SMR

CONTRACTOR: LaBella Environmental, LLC
OPERATOR: M. Winderl Jr.
LABELLA REPRESENTATIVE: S. Rife

TEST PIT LOCATION: Footprint of "Anomaly D"
GROUND SURFACE ELEVATION NA
START DATE: 9/14/17

DATUM: NA

TYPE OF EQUIPMENT: Caterpillar 324 Excavator

DEPTH (FEET)	SAMPLE: SAMPLE NO. AND DEPTH	SAMPLE: STRATA CHANGE (FEET)	VISUAL CLASSIFICATION	PID FIELD SCREEN (PPM)	REMARKS
0			Crushed asphalt, sub-base GRAVEL, dry to damp, no odor	0.9	0
2		2'	Brown MC SAND and M to C R GRAVEL, moist to wet, faint to medium petroleum odor	789	2
4	TP-4 5-6' BGS	5'		1449	4
6			Brown MC SAND and M to C R GRAVEL, moist to wet, very strong petroleum odor, pockets of black-petroleum stained soil	1220	6 Large concrete fragments observed at 7.2' BGS
8		7.8'	Light grey SILTY SAND, cohesive, mild petroleum odor, damp		8
10			Test Pit terminated 8.6'		10
12					12
14					14
16					16

WATER LEVEL DATA			DEPTH (FT)		
DATE	TIME	ELAPSED TIME	BOTTOM OF CASING	BOTTOM OF TEST PIT	GROUNDWATER ENCOUNTERED
			NA	8.6'	NA

NOTES:

GENERAL NOTES
1) STRATIFICATION LINES REPRESENT APPROXMATE BOUNDARY BETWEEN SOIL TYPES, TRANSITIONS MAY BE GRADUAL.
2) WATER LEVEL READINGS HAVE BEEN MADE AT TIMES AND UNDER CONDITIONS STATED, FLUCTUATIONS OF GROUNDWATER MAY OCCUR DUE TO OTHER FACTORS THAN THOSE PRESENT AT THE TIME MEASUREMENTS WERE MADE.
3) ABBREVIATIONS:

and = 35 - 50%	C = Coarse	BGS = Below Ground Surface	
some = 20 - 35%	M = Medium	NA = Not Applicable	
little = 10 - 20%	F = Fine	A = Angular	R = Rounded
trace = 1 - 10%	VF = Very Fine	SA = Subangular	SR = Subrounded

BORING: TP-4

LABELLA Associates, D.P.C.

Soil Gas Testing Log

Phase II ESA
1447 St Paul Street
Rochester, New York

Project Name: Kodak Hawkeye Facility
Project No: 2172124
Sampled By: Allan Engelbert
Date: 9/8/2017
Weather: Partly Cloudy, 65°F
Wind Speed/Direction: 5-7mph, WNW

ID:	**SS-01**
Sub-Slab Pressure:	**"wc**
Canister:	**496**
Regulator:	**265**
Helium Tracer in shroud:	**180,000ppm**
Helium Tracer at point:	**1,300ppm**

Sub-Slab

Time	Vacuum Reading
820	30+
938	29.0
1106	26.0
1237	23.0
1340	21.0
1457	19.0
1625	16.0
1633	16.0

ID:	**IAQ-01**
Sub-Slab Pressure:	**"wc**
Canister:	**89**
Regulator:	**295**
Helium Tracer in shroud:	
Helium Tracer at point:	

Indoor Air

Time	Vacuum Reading
923	30+
938	29.5
1106	25.0
1237	20.0
1340	17.0
1457	13.5
1626	9.0
1633	7.5

ID:	
Sub-Slab Pressure:	**"wc**
Canister:	
Regulator:	
Helium Tracer in shroud:	
Helium Tracer at point:	

Sub-Slab/ Indoor Air/ Outdoor Air

Time	Vacuum Reading

Notes/Activities: SS-01 removed at 1633. IAQ-01 removed at 1633.

LABELLA Associates, D.P.C.

Soil Gas Testing Log

Phase II ESA
1447 St Paul Street
Rochester, New York

Project Name: Kodak Hawkeye Facility
Project No: 2172124
Sampled By: Allan Engelbert
Date: 9/8/2017
Weather: Partly Cloudy, 65°F
Wind Speed/Direction: 5-7mph, WNW

ID: SS-02	
Sub-Slab Pressure: "wc	
Canister: 569	
Regulator: 310	
Helium Tracer in shroud: 176,000ppm	
Helium Tracer at point: 2,400ppm	
Sub-Slab	
Time	Vacuum Reading
829	30.0
939	25.0
1107	20.0
1239	15.0
1342	11.0
1459	6.5
1521	5.0

ID: IAQ-02	
Sub-Slab Pressure: "wc	
Canister: 544	
Regulator: 346	
Helium Tracer in shroud:	
Helium Tracer at point:	
Indoor Air	
Time	Vacuum Reading
831	30+
939	29.5
1107	26.0
1239	23.0
1342	20.5
1459	18.0
1521	17.0
1627	15.0
1629	15.0

ID:	
Sub-Slab Pressure: "wc	
Canister:	
Regulator:	
Helium Tracer in shroud:	
Helium Tracer at point:	
Sub-Slab/ Indoor Air/ Outdoor Air	
Time	Vacuum Reading

Notes/Activities: SS-02 removed at 1521. IAQ-02 removed at 1629.

LABELLA Associates, D.P.C.

Soil Gas Testing Log

Phase II ESA
1447 St Paul Street
Rochester, New York

Project Name: Kodak Hawkeye Facility
Project No: 2172124
Sampled By: Allan Engelbert
Date: 9/8/2017
Weather: Partly Cloudy, 65°F
Wind Speed/Direction: 5-7mph, WNW

ID:	**SS-03**
Sub-Slab Pressure:	**"wc**
Canister:	**1183**
Regulator:	**300**
Helium Tracer in shroud:	**305,000ppm**
Helium Tracer at point:	**1,150ppm**

Sub-Slab

Time	Vacuum Reading
836	30+
941	27.5
1112	22.5
1241	18.0
1343	15.0
1502	10.5
1609	7.0
1644	5.5

ID:	**IAQ-03**
Sub-Slab Pressure:	**"wc**
Canister:	**599**
Regulator:	**1161**
Helium Tracer in shroud:	
Helium Tracer at point:	

Indoor Air

Time	Vacuum Reading
836	30.0
941	27.5
1112	22.5
1241	18.0
1343	14.5
1502	10.5
1609	7.0
1644	5.0

ID:	
Sub-Slab Pressure:	**"wc**
Canister:	
Regulator:	
Helium Tracer in shroud:	
Helium Tracer at point:	

Sub-Slab/ Indoor Air/ Outdoor Air

Time	Vacuum Reading

Notes/Activities: SS-03 removed at 1644. IAQ-03 removed at 1644.

LABELLA Associates, D.P.C.

Soil Gas Testing Log

Phase II ESA
1447 St Paul Street
Rochester, New York

Project Name: Kodak Hawkeye Facility
Project No: 2172124
Sampled By: Allan Engelbert
Date: 9/8/2017
Weather: Partly Cloudy, 65°F
Wind Speed/Direction: 5-7mph, WNW

ID:	**SS-04**
Sub-Slab Pressure:	**"wc**
Canister:	**1183**
Regulator:	**300**
Helium Tracer in shroud:	**332,000ppm**
Helium Tracer at point:	**30,000ppm**

Sub-Slab

Time	Vacuum Reading
840	29.0
944	25.5
1113	20.5
1243	15.0
1343	12.0
1501	7.0
1525	6.0
1546	5.0

ID:	**IAQ-04**
Sub-Slab Pressure:	**"wc**
Canister:	**239**
Regulator:	**256**
Helium Tracer in shroud:	
Helium Tracer at point:	

Indoor Air

Time	Vacuum Reading
840	29.5
944	25.0
1113	17.0
1243	10.0
1343	5.0

ID:	
Sub-Slab Pressure:	**"wc**
Canister:	
Regulator:	
Helium Tracer in shroud:	
Helium Tracer at point:	

Sub-Slab/ Indoor Air/ Outdoor Air

Time	Vacuum Reading

Notes/Activities: SS-04 removed at 1546. IAQ-04 removed at 1343.

LABELLA Associates, D.P.C.

Soil Gas Testing Log

Phase II ESA
1447 St Paul Street
Rochester, New York

Project Name: Kodak Hawkeye Facility
Project No: 2172124
Sampled By: Allan Engelbert
Date: 9/8/2017
Weather: Partly Cloudy, 65°F
Wind Speed/Direction: 5-7mph, WNW

ID:	**SS-05**
Sub-Slab Pressure:	**"wc**
Canister:	**234**
Regulator:	**258**
Helium Tracer in shroud:	**292,000ppm**
Helium Tracer at point:	**2,275ppm**

Sub-Slab

Time	Vacuum Reading
844	30+
946	27.5
1115	22.0
1247	17.0
1349	13.0
1509	9.0
1611	5.5

ID:	**IAQ-05**
Sub-Slab Pressure:	**"wc**
Canister:	**94**
Regulator:	**378**
Helium Tracer in shroud:	
Helium Tracer at point:	

Indoor Air

Time	Vacuum Reading
845	30.0
946	27.5
1115	23.0
1247	22.0
1349	15.0
1509	11.0
1611	8.0
1651	6.0

ID:	
Sub-Slab Pressure:	**"wc**
Canister:	
Regulator:	
Helium Tracer in shroud:	
Helium Tracer at point:	

Sub-Slab/ Indoor Air/ Outdoor Air

Time	Vacuum Reading

Notes/Activities: SS-05 removed at 1611. IAQ-05 removed at 1651.

LABELLA Associates, D.P.C.

Soil Gas Testing Log

Phase II ESA
1447 St Paul Street
Rochester, New York

Project Name: Kodak Hawkeye Facility
Project No: 2172124
Sampled By: Allan Engelbert
Date: 9/8/2017
Weather: Partly Cloudy, 65°F
Wind Speed/Direction: 5-7mph, WNW

ID:	**SS-06**
Sub-Slab Pressure:	**"wc**
Canister:	**1187**
Regulator:	**340**
Helium Tracer in shroud:	**268,000ppm**
Helium Tracer at point:	**3,225ppm**

Sub-Slab

Time	Vacuum Reading
850	28.0
952	25.0
1117	20.0
1252	15.0
1351	11.0
1507	7.0
1527	5.5

ID:	**IAQ-06**
Sub-Slab Pressure:	**"wc**
Canister:	**363**
Regulator:	**437**
Helium Tracer in shroud:	
Helium Tracer at point:	

Indoor Air

Time	Vacuum Reading
850	30+
952	25.5
1117	18.0
1252	10.5
1351	5.5

ID:	
Sub-Slab Pressure:	**"wc**
Canister:	
Regulator:	
Helium Tracer in shroud:	
Helium Tracer at point:	

Sub-Slab/ Indoor Air/ Outdoor Air

Time	Vacuum Reading

Notes/Activities: SS-06 removed at 1527. IAQ-06 removed at 1351.

LABELLA Associates, D.P.C.

Soil Gas Testing Log

Phase II ESA
1447 St Paul Street
Rochester, New York

Project Name: Kodak Hawkeye Facility
Project No: 2172124
Sampled By: Allan Engelbert
Date: 9/8/2017
Weather: Partly Cloudy, 65°F
Wind Speed/Direction: 5-7mph, WNW

ID: SS-07	
Sub-Slab Pressure: "wc	
Canister: 191	
Regulator: 259	
Helium Tracer in shroud: 239,000ppm	
Helium Tracer at point: 1,475ppm	
Sub-Slab	
Time	Vacuum Reading
855	30+
955	27.0
1121	23.0
1254	19.0
1355	16.0
1505	13.5
1621	9.0
1656	7.0

ID: IAQ-07	
Sub-Slab Pressure: "wc	
Canister: 225	
Regulator: 281	
Helium Tracer in shroud:	
Helium Tracer at point:	
Indoor Air	
Time	Vacuum Reading
855	30+
955	28.0
1121	24.0
1254	20.0
1355	16.5
1505	12.5
1621	10.0
1656	8.8

ID:	
Sub-Slab Pressure: "wc	
Canister:	
Regulator:	
Helium Tracer in shroud:	
Helium Tracer at point:	
Sub-Slab/ Indoor Air/ Outdoor Air	
Time	Vacuum Reading

Notes/Activities: SS-07 removed at 1656. IAQ-07 removed at 1656.

LABELLA Associates, D.P.C.

Soil Gas Testing Log

Phase II ESA
1447 St Paul Street
Rochester, New York

Project Name: Kodak Hawkeye Facility
Project No: 2172124
Sampled By: Allan Engelbert
Date: 9/8/2017
Weather: Partly Cloudy, 65°F
Wind Speed/Direction: 5-7mph, WNW

ID:	**SS-08**
Sub-Slab Pressure:	**"wc**
Canister:	**242**
Regulator:	**298**
Helium Tracer in shroud:	**265,000ppm**
Helium Tracer at point:	**1,775ppm**

Sub-Slab

Time	Vacuum Reading
900	30.0
958	26.5
1124	24.0
1257	20.0
1356	18.0
1503	16.5
1617	13.5
1715	10.5
1722	10.3

ID:	**IAQ-08**
Sub-Slab Pressure:	**"wc**
Canister:	**564**
Regulator:	**447**
Helium Tracer in shroud:	
Helium Tracer at point:	

Indoor Air

Time	Vacuum Reading
900	30.0
958	27.0
1124	22.0
1257	17.0
1356	14.0
1503	10.5
1617	6.5
1700	4.5

ID:	
Sub-Slab Pressure:	**"wc**
Canister:	
Regulator:	
Helium Tracer in shroud:	
Helium Tracer at point:	

Sub-Slab/ Indoor Air/ Outdoor Air

Time	Vacuum Reading

Notes/Activities: SS-08 removed at 1722. IAQ-08 removed at 1700.

LABELLA Associates, D.P.C.

Soil Gas Testing Log

Phase II ESA
1447 St Paul Street
Rochester, New York

Project Name: Kodak Hawkeye Facility
Project No: 2172124
Sampled By: Allan Engelbert
Date: 9/8/2017
Weather: Partly Cloudy, 65°F
Wind Speed/Direction: 5-7mph, WNW

ID:	**SS-09**
Sub-Slab Pressure:	**"wc**
Canister:	**158**
Regulator:	**433**
Helium Tracer in shroud:	**309,000**
Helium Tracer at point:	**2,000ppm**

Sub-Slab	
Time	Vacuum Reading
928	30+
1004	28.5
1130	23.5
1302	18.0
1402	14.5
1513	10.0
1700	4.0

ID:	**IAQ-09**
Sub-Slab Pressure:	**"wc**
Canister:	**1190**
Regulator:	**379**
Helium Tracer in shroud:	
Helium Tracer at point:	

Indoor Air	
Time	Vacuum Reading
929	28.0
1004	26.5
1130	21.5
1302	16.5
1402	13.5
1513	9.5
1707	4.0

ID:	
Sub-Slab Pressure:	**"wc**
Canister:	
Regulator:	
Helium Tracer in shroud:	
Helium Tracer at point:	

Sub-Slab/ Indoor Air/ Outdoor Air	
Time	Vacuum Reading

Notes/Activities: SS-09 removed at 1700. IAQ-09 removed at 1707. Oil odors in air in close proximity to sampling canisters.

LABELLA Associates, D.P.C.

Soil Gas Testing Log

Phase II ESA
1447 St Paul Street
Rochester, New York

Project Name: Kodak Hawkeye Facility
Project No: 2172124
Sampled By: Allan Engelbert
Date: 9/8/2017
Weather: Partly Cloudy, 65°F
Wind Speed/Direction: 5-7mph, WNW

ID:	**Outdoor Air**
Sub-Slab Pressure:	**"wc**
Canister:	**558**
Regulator:	**339**
Helium Tracer in shroud:	
Helium Tracer at point:	
Outdoor Air	
Time	Vacuum Reading
908	30+
1002	28.0
1128	23.0
1300	17.0
1400	14.0
1511	10.0
1700	4.0

ID:	
Sub-Slab Pressure:	**"wc**
Canister:	
Regulator:	
Helium Tracer in shroud:	
Helium Tracer at point:	
Sub-Slab/ Indoor Air/ Outdoor Air	
Time	Vacuum Reading

ID:	
Sub-Slab Pressure:	**"wc**
Canister:	
Regulator:	
Helium Tracer in shroud:	
Helium Tracer at point:	
Sub-Slab/ Indoor Air/ Outdoor Air	
Time	Vacuum Reading

Notes/Activities: Outdoor Air removed at 1700.

LABELLA Associates, P.C. 300 STATE STREET, ROCHESTER, NEW YORK ENVIRONMENTAL ENGINEERING CONSULTANTS	**PROJECT** 1447 St. Paul Street (Hawkeye Facility) Rochester, New York Phase II Environmental Site Assessment	**MONITORING WELL: MW-01** **SHEET** 1 OF 1 **Project #** 2172124 **Client** Kodak

CONTRACTOR:	LaBella Env. LLC	BORING LOCATION:	SB-03
DRILLER:	M. Pepe	GROUND SURFACE ELEVATION:	NA DATUM: NA
LABELLA REPRESENTATIVE:	Alex Brett	START DATE:	8/30/2017 END DATE: 8/30/2017

TYPE OF DRILL RIG:	Geoprobe 54LT
AUGER SIZE AND TYPE:	NA
OVERBURDEN SAMPLING METHOD:	macrocore
ROCK DRILLING METHOD:	NA

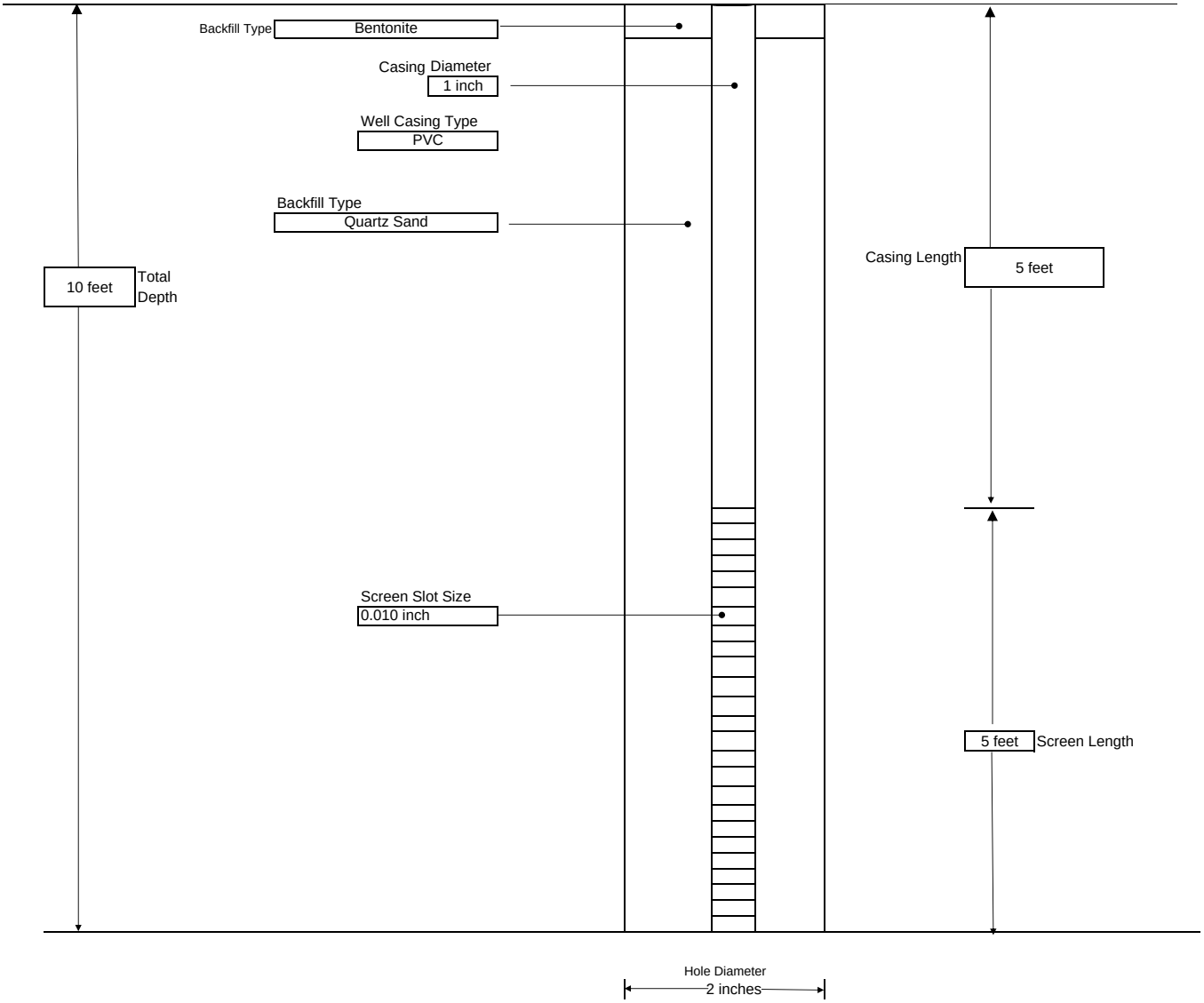

NOTE: NOT TO SCALE

GENERAL NOTES:

1) STRATIFICATION LINES REPRESENT APPROXIMATE BOUNDARY BETWEEN SOIL TYPES, TRANSITIONS MAY BE GRADUAL

LABELLA Associates, P.C. 300 STATE STREET, ROCHESTER, NEW YORK ENVIRONMENTAL ENGINEERING CONSULTANTS	**PROJECT** 1447 St. Paul Street (Hawkeye Facility) Rochester, New York Phase II Environmental Site Assessment	**MONITORING WELL: MW-02** **SHEET** 1 OF 1 **Project #** 2172124 **Client** Kodak

CONTRACTOR: LaBella Env. LLC	BORING LOCATION: SB-04
DRILLER: M. Pepe	GROUND SURFACE ELEVATION: NA DATUM: NA
LABELLA REPRESENTATIVE: Alex Brett	START DATE: 8/30/2017 END DATE: 8/30/2017

TYPE OF DRILL RIG: Geoprobe 54LT
AUGER SIZE AND TYPE: NA
OVERBURDEN SAMPLING METHOD: macrocore
ROCK DRILLING METHOD: NA

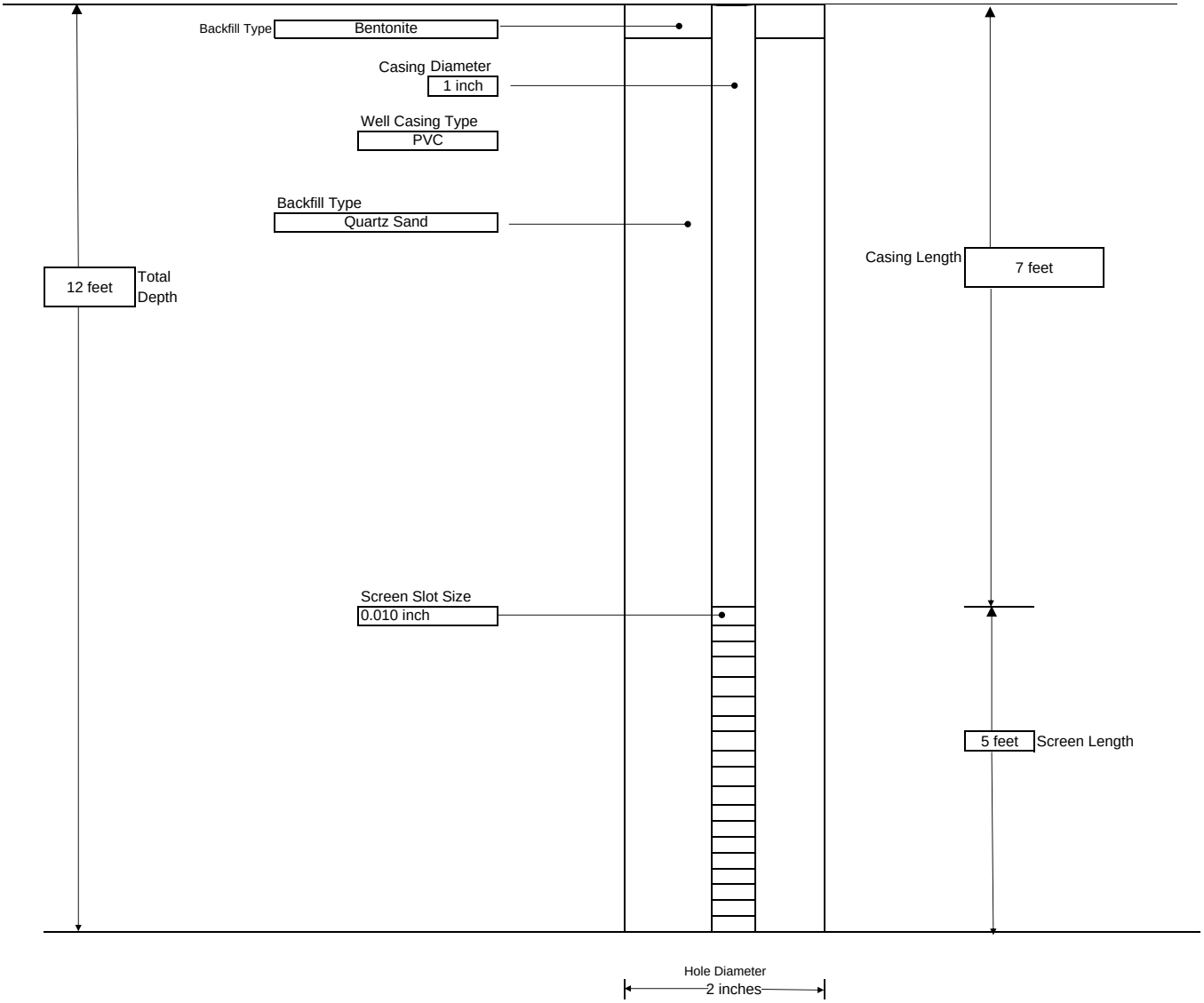

NOTE: NOT TO SCALE

GENERAL NOTES:
1) STRATIFICATION LINES REPRESENT APPROXIMATE BOUNDARY BETWEEN SOIL TYPES, TRANSITIONS MAY BE GRADUAL

LABELLA Associates, P.C. 300 STATE STREET, ROCHESTER, NEW YORK ENVIRONMENTAL ENGINEERING CONSULTANTS	**PROJECT** 1447 St. Paul Street (Hawkeye Facility) Rochester, New York Phase II Environmental Site Assessment	**MONITORING WELL: MW-03** **SHEET** 1 OF 1 **Project #** 2172124 **Client** Kodak

CONTRACTOR:	LaBella Env. LLC	BORING LOCATION:	SB-06
DRILLER:	M. Pepe	GROUND SURFACE ELEVATION:	NA DATUM: NA
LABELLA REPRESENTATIVE:	Alex Brett	START DATE:	8/30/2017 END DATE: 8/30/2017

TYPE OF DRILL RIG:	Geoprobe 54LT
AUGER SIZE AND TYPE:	NA
OVERBURDEN SAMPLING METHOD:	macrocore
ROCK DRILLING METHOD:	NA

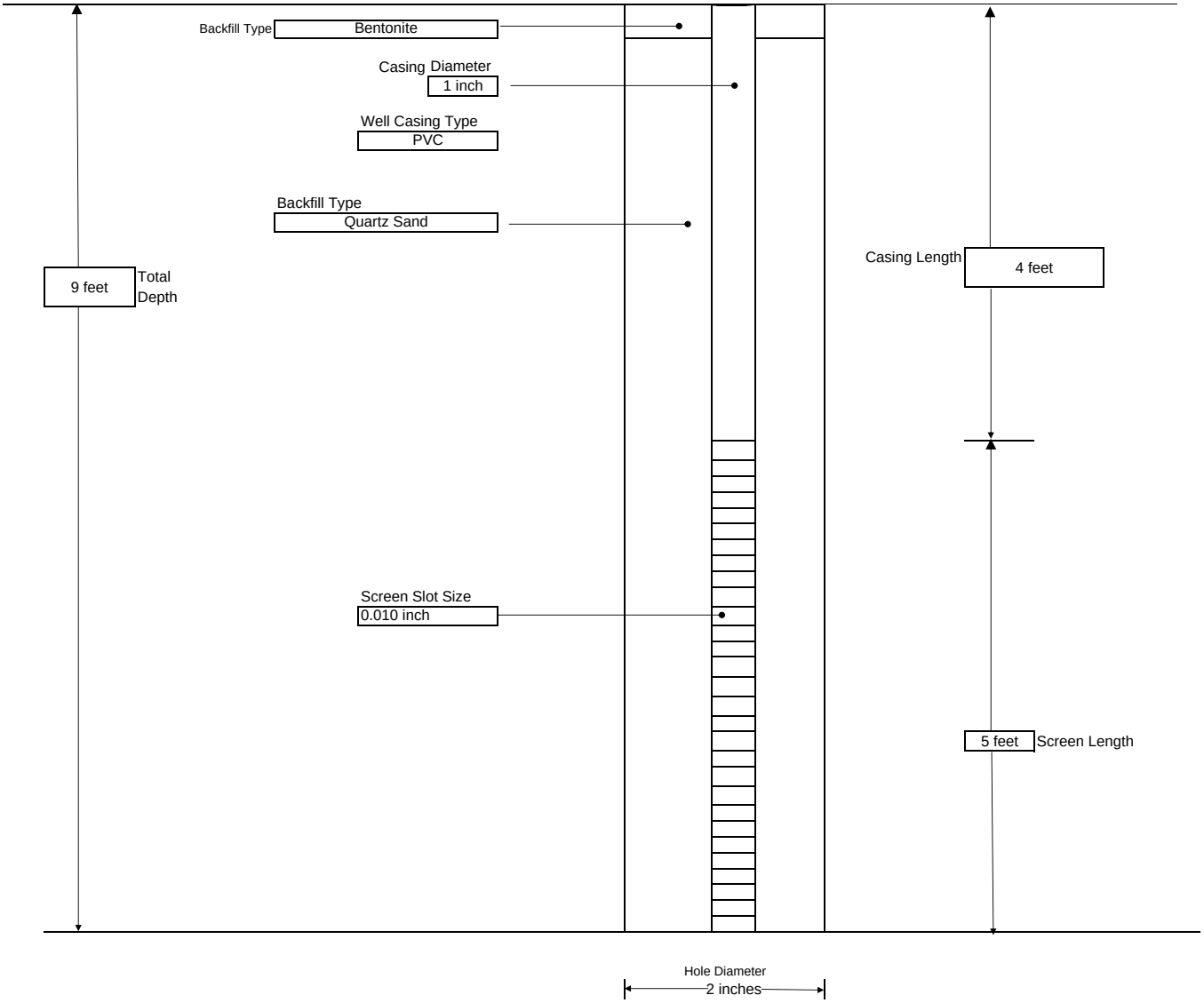

NOTE: NOT TO SCALE

GENERAL NOTES:

1) STRATIFICATION LINES REPRESENT APPROXIMATE BOUNDARY BETWEEN SOIL TYPES, TRANSITIONS MAY BE GRADUAL

LABELLA Associates, P.C. 300 STATE STREET, ROCHESTER, NEW YORK ENVIRONMENTAL ENGINEERING CONSULTANTS	**PROJECT** 1447 St. Paul Street (Hawkeye Facility) Rochester, New York Phase II Environmental Site Assessment	**MONITORING WELL: MW-04** **SHEET** 1 OF 1 **Project #** 2172124 **Client** Kodak

CONTRACTOR: LaBella Env. LLC	BORING LOCATION: SB-07
DRILLER: M. Pepe	GROUND SURFACE ELEVATION: NA DATUM: NA
LABELLA REPRESENTATIVE: Alex Brett	START DATE: 8/30/2017 END DATE: 8/30/2017

TYPE OF DRILL RIG: Geoprobe 54LT
AUGER SIZE AND TYPE: NA
OVERBURDEN SAMPLING METHOD: macrocore
ROCK DRILLING METHOD: NA

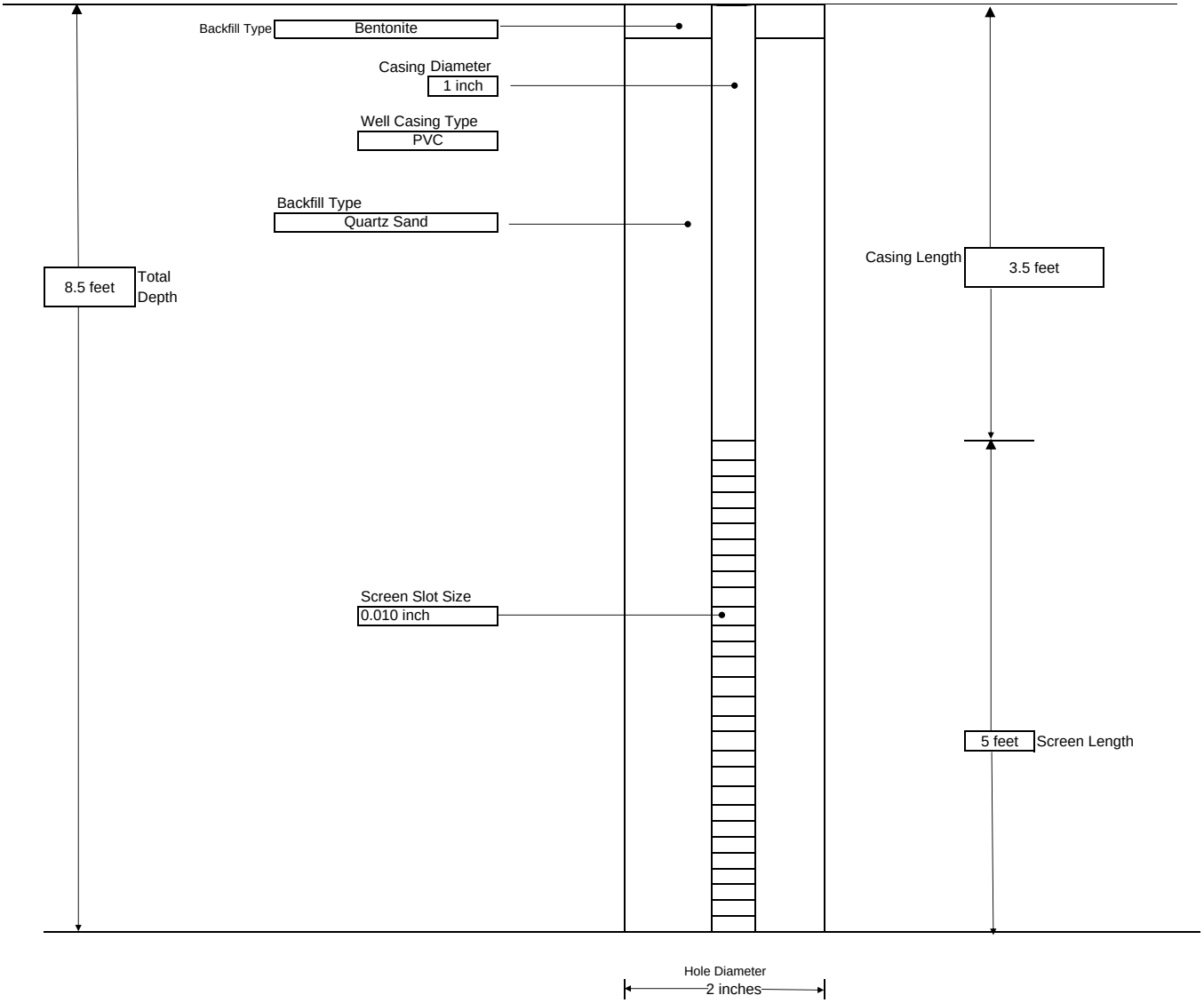

NOTE: NOT TO SCALE

GENERAL NOTES:
1) STRATIFICATION LINES REPRESENT APPROXIMATE BOUNDARY BETWEEN SOIL TYPES, TRANSITIONS MAY BE GRADUAL

LABELLA Associates, P.C. 300 STATE STREET, ROCHESTER, NEW YORK ENVIRONMENTAL ENGINEERING CONSULTANTS	**PROJECT** 1447 St. Paul Street (Hawkeye Facility) Rochester, New York Phase II Environmental Site Assessment	**MONITORING WELL: MW-05** **SHEET** 1 OF 1 **Project #** 2172124 **Client** Kodak

CONTRACTOR:	LaBella Env. LLC	BORING LOCATION:	SB-10
DRILLER:	M. Pepe	GROUND SURFACE ELEVATION:	NA DATUM: NA
LABELLA REPRESENTATIVE:	Alex Brett	START DATE:	8/31/2017 END DATE: 8/31/2017

TYPE OF DRILL RIG:	Geoprobe 54LT
AUGER SIZE AND TYPE:	NA
OVERBURDEN SAMPLING METHOD:	macrocore
ROCK DRILLING METHOD:	NA

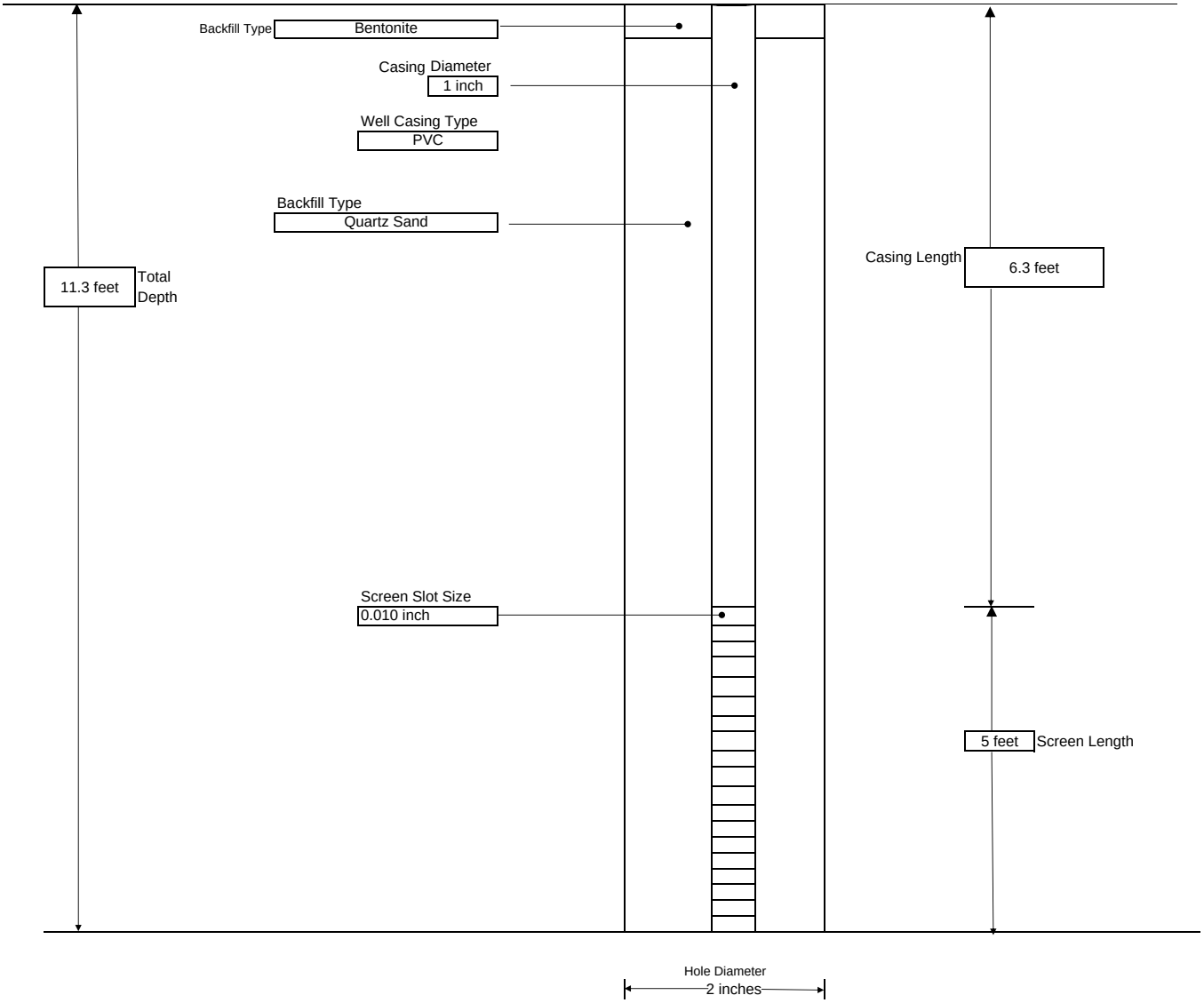

NOTE: NOT TO SCALE

GENERAL NOTES:

1) STRATIFICATION LINES REPRESENT APPROXIMATE BOUNDARY BETWEEN SOIL TYPES, TRANSITIONS MAY BE GRADUAL

LABELLA Associates, P.C. 300 STATE STREET, ROCHESTER, NEW YORK ENVIRONMENTAL ENGINEERING CONSULTANTS	**PROJECT** 1447 St. Paul Street (Hawkeye Facility) Rochester, New York Phase II Environmental Site Assessment	**MONITORING WELL: MW-06** **SHEET** 1 OF 1 **Project #** 2172124 **Client** Kodak

CONTRACTOR:	LaBella Env. LLC	BORING LOCATION:	SB-13
DRILLER:	M. Pepe	GROUND SURFACE ELEVATION:	NA DATUM: NA
LABELLA REPRESENTATIVE:	Alex Brett	START DATE:	8/31/2017 END DATE: 8/31/2017

TYPE OF DRILL RIG:	Geoprobe 54LT
AUGER SIZE AND TYPE:	NA
OVERBURDEN SAMPLING METHOD:	macrocore
ROCK DRILLING METHOD:	NA

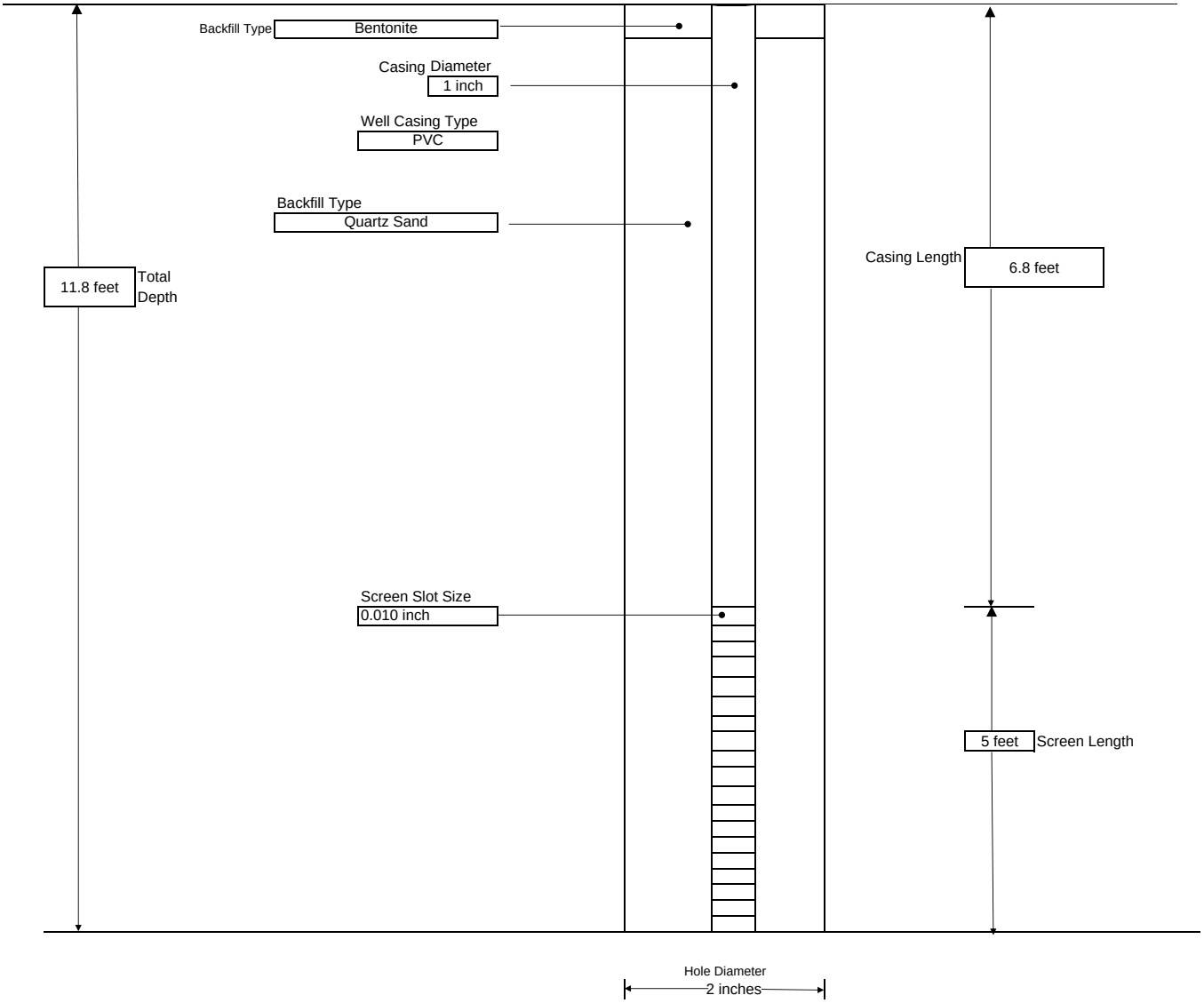

NOTE: NOT TO SCALE

GENERAL NOTES:

1) STRATIFICATION LINES REPRESENT APPROXIMATE BOUNDARY BETWEEN SOIL TYPES, TRANSITIONS MAY BE GRADUAL

LABELLA Associates, P.C. 300 STATE STREET, ROCHESTER, NEW YORK ENVIRONMENTAL ENGINEERING CONSULTANTS	**PROJECT** 1447 St. Paul Street (Hawkeye Facility) Rochester, New York Phase II Environmental Site Assessment	**MONITORING WELL: MW-07** **SHEET** 1 OF 1 **Project #** 2172124 **Client** Kodak

CONTRACTOR:	LaBella Env. LLC	BORING LOCATION:	SB-16
DRILLER:	M. Pepe	GROUND SURFACE ELEVATION:	NA DATUM: NA
LABELLA REPRESENTATIVE:	Alex Brett	START DATE:	8/31/2017 END DATE: 8/31/2017

TYPE OF DRILL RIG:	Geoprobe 54LT
AUGER SIZE AND TYPE:	NA
OVERBURDEN SAMPLING METHOD:	macrocore
ROCK DRILLING METHOD:	NA

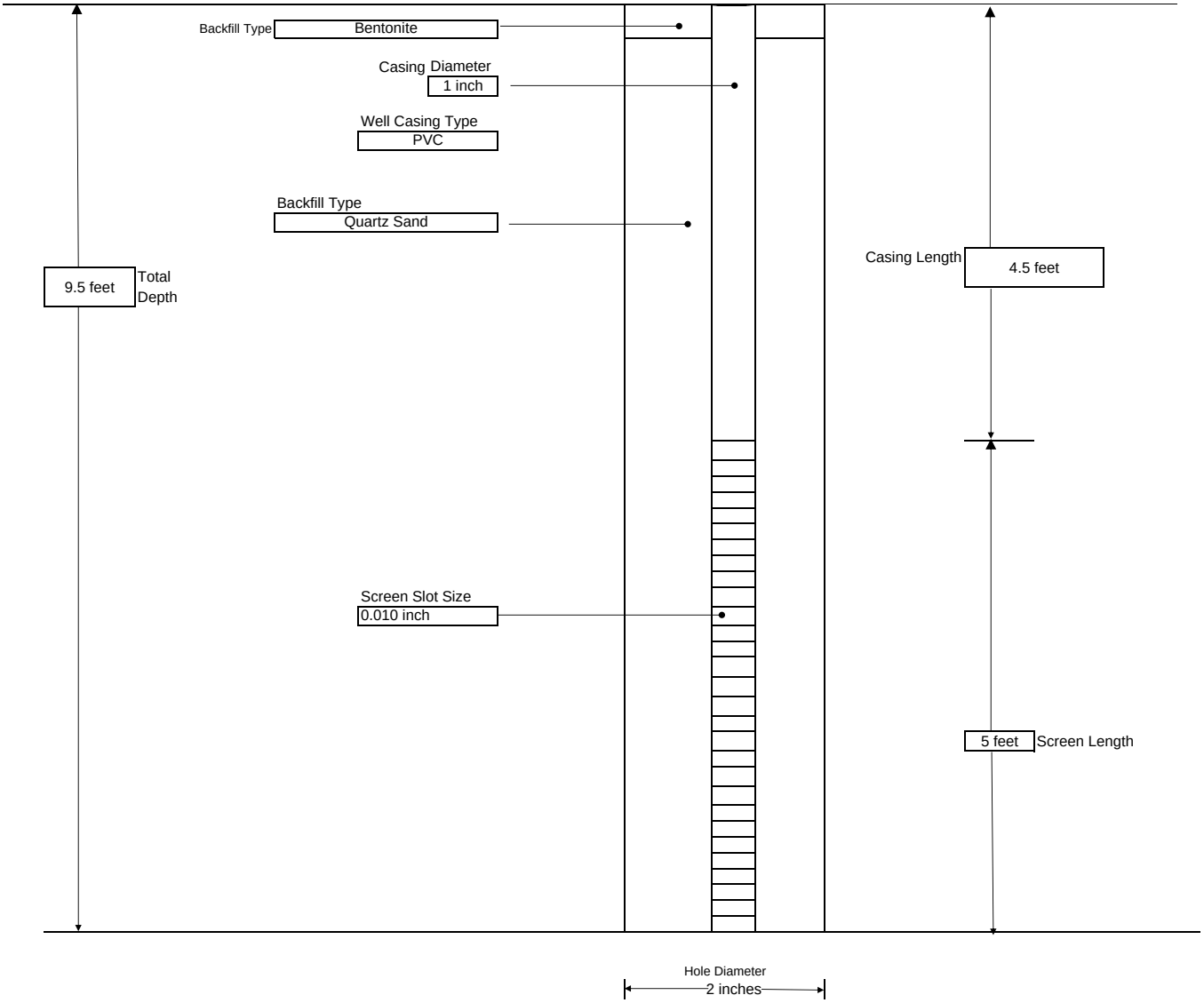

NOTE: NOT TO SCALE

GENERAL NOTES:

1) STRATIFICATION LINES REPRESENT APPROXIMATE BOUNDARY BETWEEN SOIL TYPES, TRANSITIONS MAY BE GRADUAL

LABELLA Associates, P.C. 300 STATE STREET, ROCHESTER, NEW YORK ENVIRONMENTAL ENGINEERING CONSULTANTS	**PROJECT** 1447 St. Paul Street (Hawkeye Facility) Rochester, New York Phase II Environmental Site Assessment	**MONITORING WELL: MW-08** **SHEET** 1 OF 1 **Project #** 2172124 **Client** Kodak

CONTRACTOR:	LaBella Env. LLC	BORING LOCATION:	SB-19
DRILLER:	M. Pepe	GROUND SURFACE ELEVATION:	NA DATUM: NA
LABELLA REPRESENTATIVE:	Alex Brett	START DATE:	9/1/2017 END DATE: 9/1/2017

TYPE OF DRILL RIG:	Geoprobe 6620DT
AUGER SIZE AND TYPE:	NA
OVERBURDEN SAMPLING METHOD:	macrocore
ROCK DRILLING METHOD:	NA

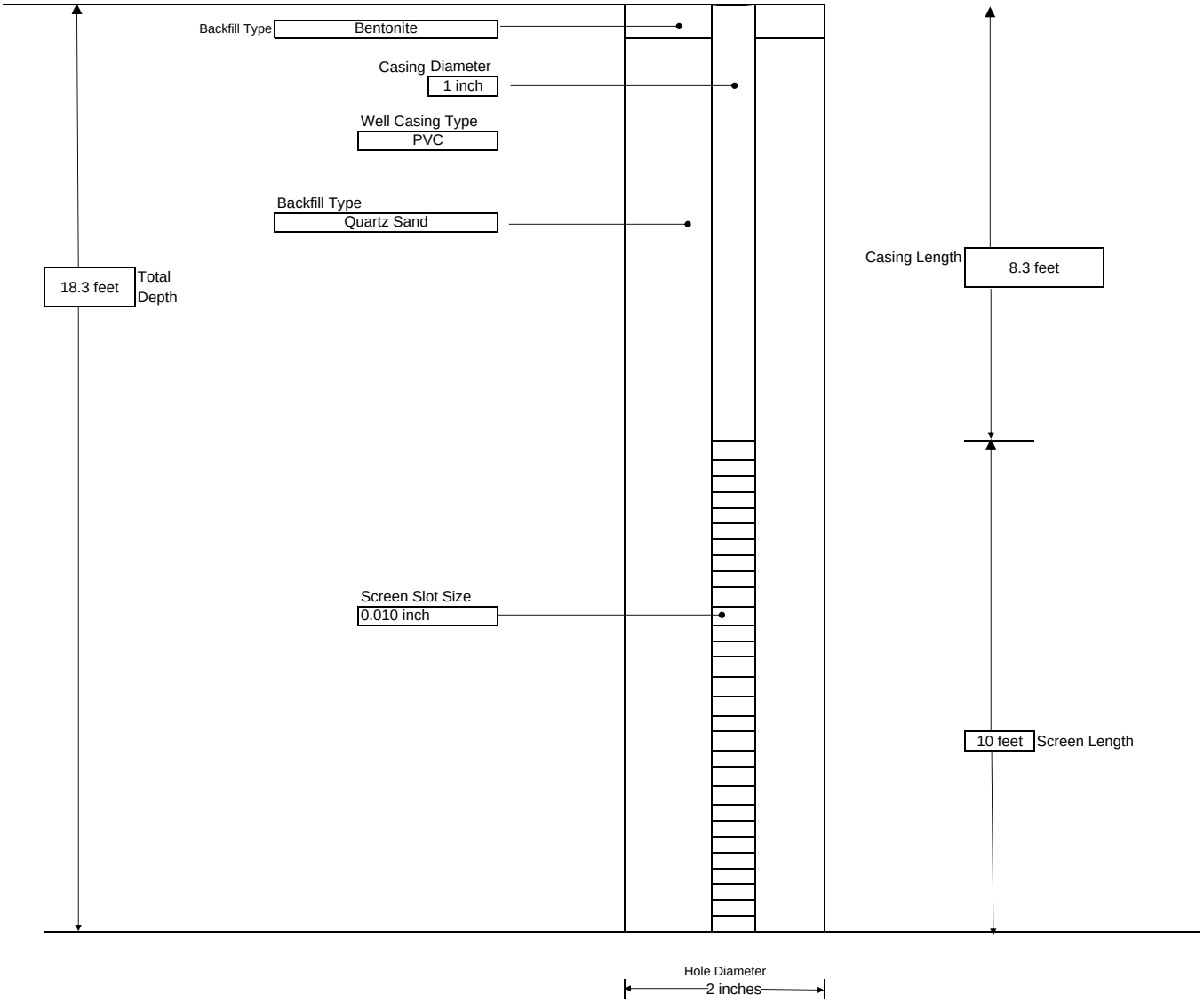

NOTE: NOT TO SCALE

GENERAL NOTES:

1) STRATIFICATION LINES REPRESENT APPROXIMATE BOUNDARY BETWEEN SOIL TYPES, TRANSITIONS MAY BE GRADUAL

LABELLA Associates, P.C. 300 STATE STREET, ROCHESTER, NEW YORK ENVIRONMENTAL ENGINEERING CONSULTANTS	**PROJECT** 1447 St. Paul Street (Hawkeye Facility) Rochester, New York Phase II Environmental Site Assessment	**MONITORING WELL: MW-09** **SHEET** 1 OF 1 **Project #** 2172124 **Client** Kodak

CONTRACTOR:	LaBella Env. LLC	BORING LOCATION:	SB-21
DRILLER:	M. Pepe	GROUND SURFACE ELEVATION:	NA DATUM: NA
LABELLA REPRESENTATIVE:	Alex Brett	START DATE:	9/1/2017 END DATE: 9/1/2017

TYPE OF DRILL RIG:	Geoprobe 6620DT
AUGER SIZE AND TYPE:	NA
OVERBURDEN SAMPLING METHOD:	macrocore
ROCK DRILLING METHOD:	NA

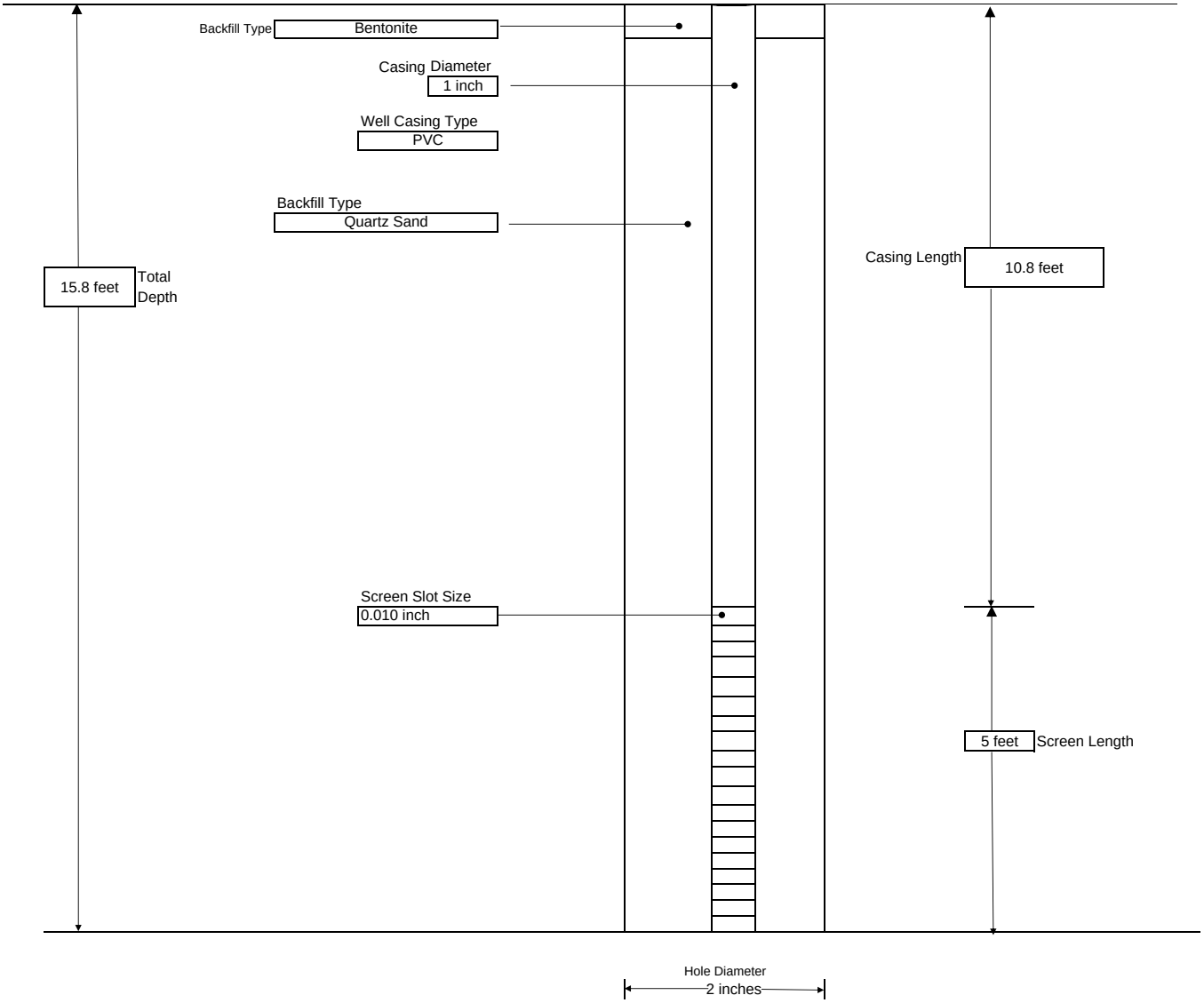

NOTE: NOT TO SCALE

GENERAL NOTES:

1) STRATIFICATION LINES REPRESENT APPROXIMATE BOUNDARY BETWEEN SOIL TYPES, TRANSITIONS MAY BE GRADUAL

LABELLA Associates, P.C. 300 STATE STREET, ROCHESTER, NEW YORK ENVIRONMENTAL ENGINEERING CONSULTANTS	**PROJECT** 1447 St. Paul Street (Hawkeye Facility) Rochester, New York Phase II Environmental Site Assessment	**MONITORING WELL: MW-10** **SHEET** 1 OF 1 **Project #** 2172124 **Client** Kodak

CONTRACTOR:	LaBella Env. LLC	BORING LOCATION:	SB-24
DRILLER:	M. Pepe	GROUND SURFACE ELEVATION:	NA DATUM: NA
LABELLA REPRESENTATIVE:	Alex Brett	START DATE:	9/1/2017 END DATE: 9/1/2017

TYPE OF DRILL RIG:	Geoprobe 6620DT
AUGER SIZE AND TYPE:	NA
OVERBURDEN SAMPLING METHOD:	macrocore
ROCK DRILLING METHOD:	NA

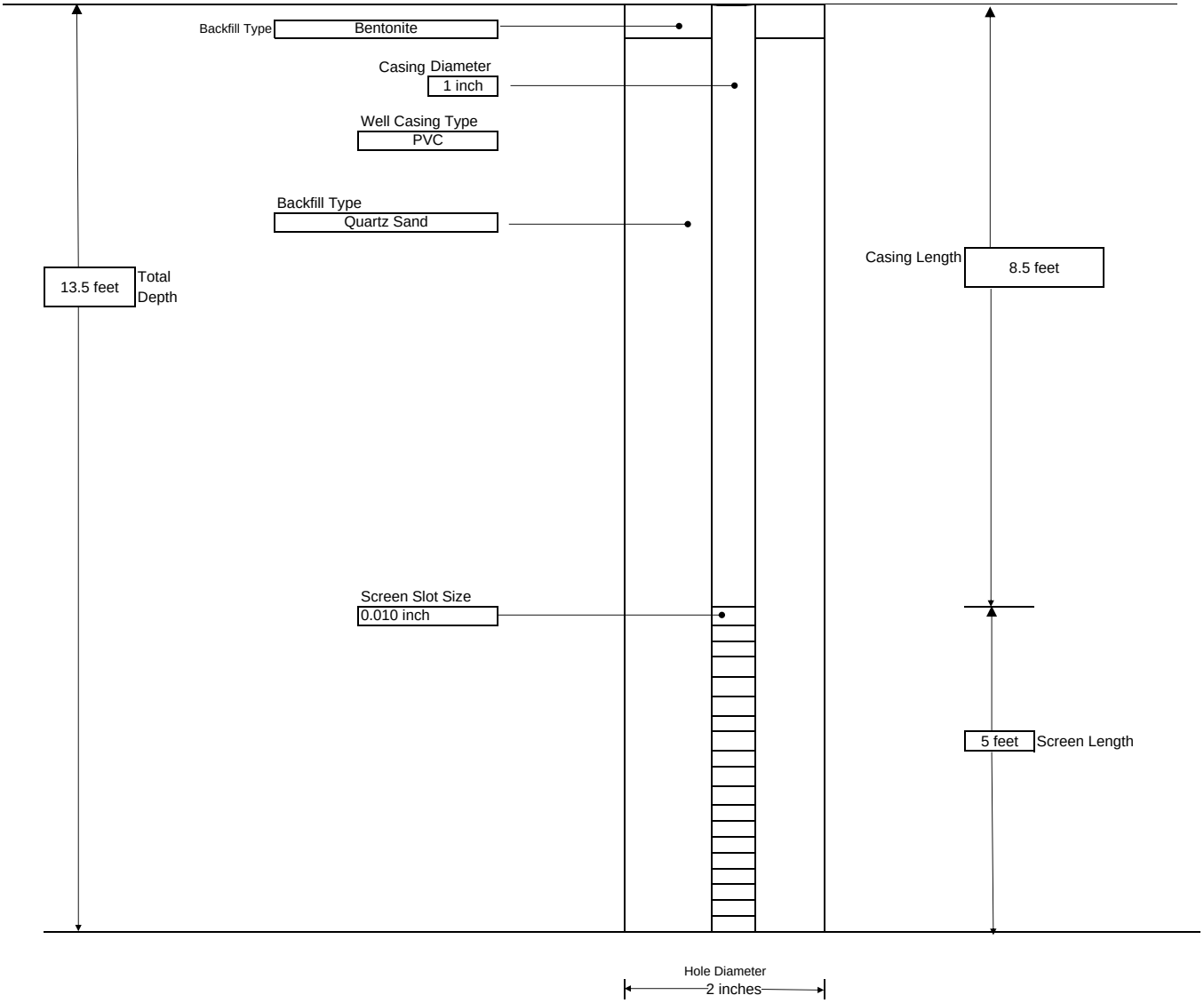

NOTE: NOT TO SCALE

GENERAL NOTES:

1) STRATIFICATION LINES REPRESENT APPROXIMATE BOUNDARY BETWEEN SOIL TYPES, TRANSITIONS MAY BE GRADUAL

LABELLA Associates, P.C. 300 STATE STREET, ROCHESTER, NEW YORK ENVIRONMENTAL ENGINEERING CONSULTANTS	**PROJECT** 1447 St. Paul Street (Hawkeye Facility) Rochester, New York Phase II Environmental Site Assessment	**MONITORING WELL: MW-11** **SHEET** 1 OF 1 **Project #** 2172124 **Client** Kodak

CONTRACTOR: LaBella Env. LLC	BORING LOCATION: SB-25
DRILLER: M. Pepe	GROUND SURFACE ELEVATION: NA DATUM: NA
LABELLA REPRESENTATIVE: Alex Brett	START DATE: 9/1/2017 END DATE: 9/1/2017

TYPE OF DRILL RIG: Geoprobe 6620DT
AUGER SIZE AND TYPE: NA
OVERBURDEN SAMPLING METHOD: macrocore
ROCK DRILLING METHOD: NA

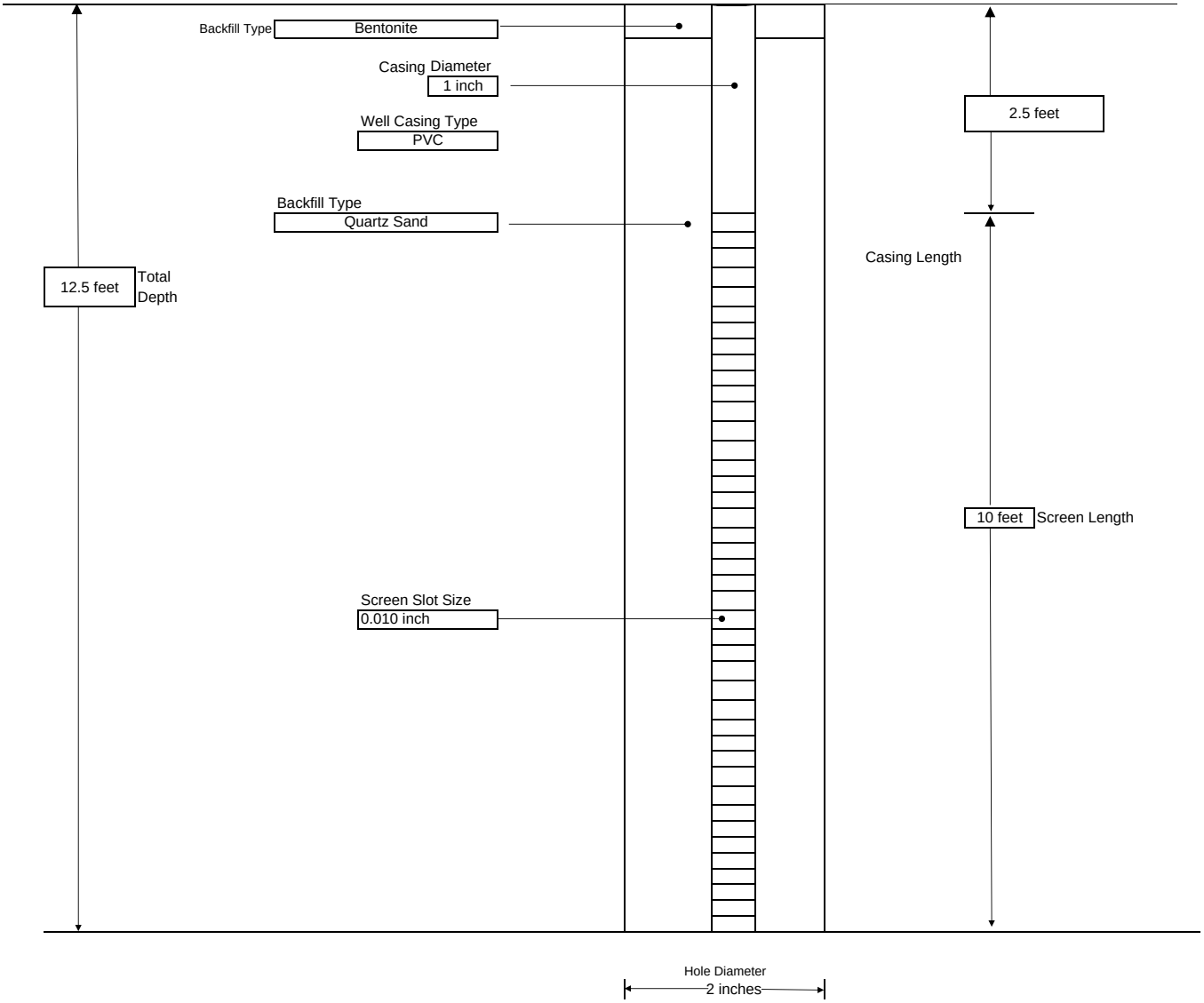

NOTE: NOT TO SCALE

GENERAL NOTES:
1) STRATIFICATION LINES REPRESENT APPROXIMATE BOUNDARY BETWEEN SOIL TYPES, TRANSITIONS MAY BE GRADUAL

LABELLA Associates, P.C. 300 STATE STREET, ROCHESTER, NEW YORK ENVIRONMENTAL ENGINEERING CONSULTANTS	**PROJECT** 1447 St. Paul Street (Hawkeye Facility) Rochester, New York Phase II Environmental Site Assessment	**MONITORING WELL: MW-12** **SHEET** 1 OF 1 **Project #** 2172124 **Client** Kodak

CONTRACTOR:	LaBella Env. LLC	BORING LOCATION:	SB-30
DRILLER:	M. Pepe	GROUND SURFACE ELEVATION:	NA DATUM: NA
LABELLA REPRESENTATIVE:	Alex Brett	START DATE:	9/6/2017 END DATE: 9/6/2017

TYPE OF DRILL RIG:	Geoprobe 54LT
AUGER SIZE AND TYPE:	NA
OVERBURDEN SAMPLING METHOD:	macrocore
ROCK DRILLING METHOD:	NA

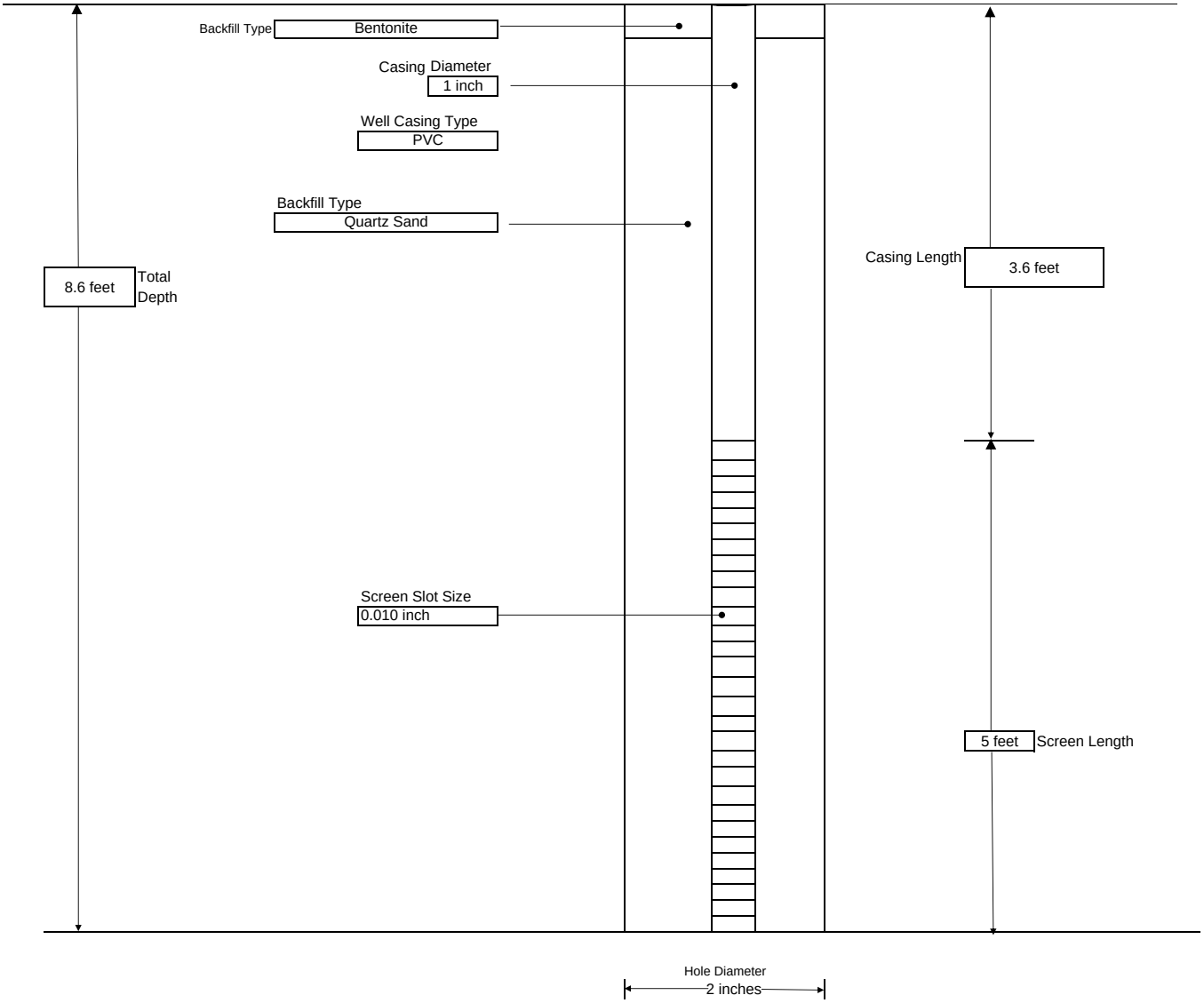

NOTE: NOT TO SCALE

GENERAL NOTES:

1) STRATIFICATION LINES REPRESENT APPROXIMATE BOUNDARY BETWEEN SOIL TYPES, TRANSITIONS MAY BE GRADUAL

LABELLA Associates, P.C. 300 STATE STREET, ROCHESTER, NEW YORK ENVIRONMENTAL ENGINEERING CONSULTANTS	**PROJECT** 1447 St. Paul Street (Hawkeye Facility) Rochester, New York Phase II Environmental Site Assessment	**MONITORING WELL: MW-13** **SHEET** 1 OF 1 **Project #** 2172124 **Client** Kodak

CONTRACTOR:	LaBella Env. LLC	BORING LOCATION:	SB-31
DRILLER:	M. Pepe	GROUND SURFACE ELEVATION:	NA DATUM: NA
LABELLA REPRESENTATIVE:	Alex Brett	START DATE:	9/6/2017 END DATE: 9/6/2017

TYPE OF DRILL RIG:	Geoprobe 54LT
AUGER SIZE AND TYPE:	NA
OVERBURDEN SAMPLING METHOD:	macrocore
ROCK DRILLING METHOD:	NA

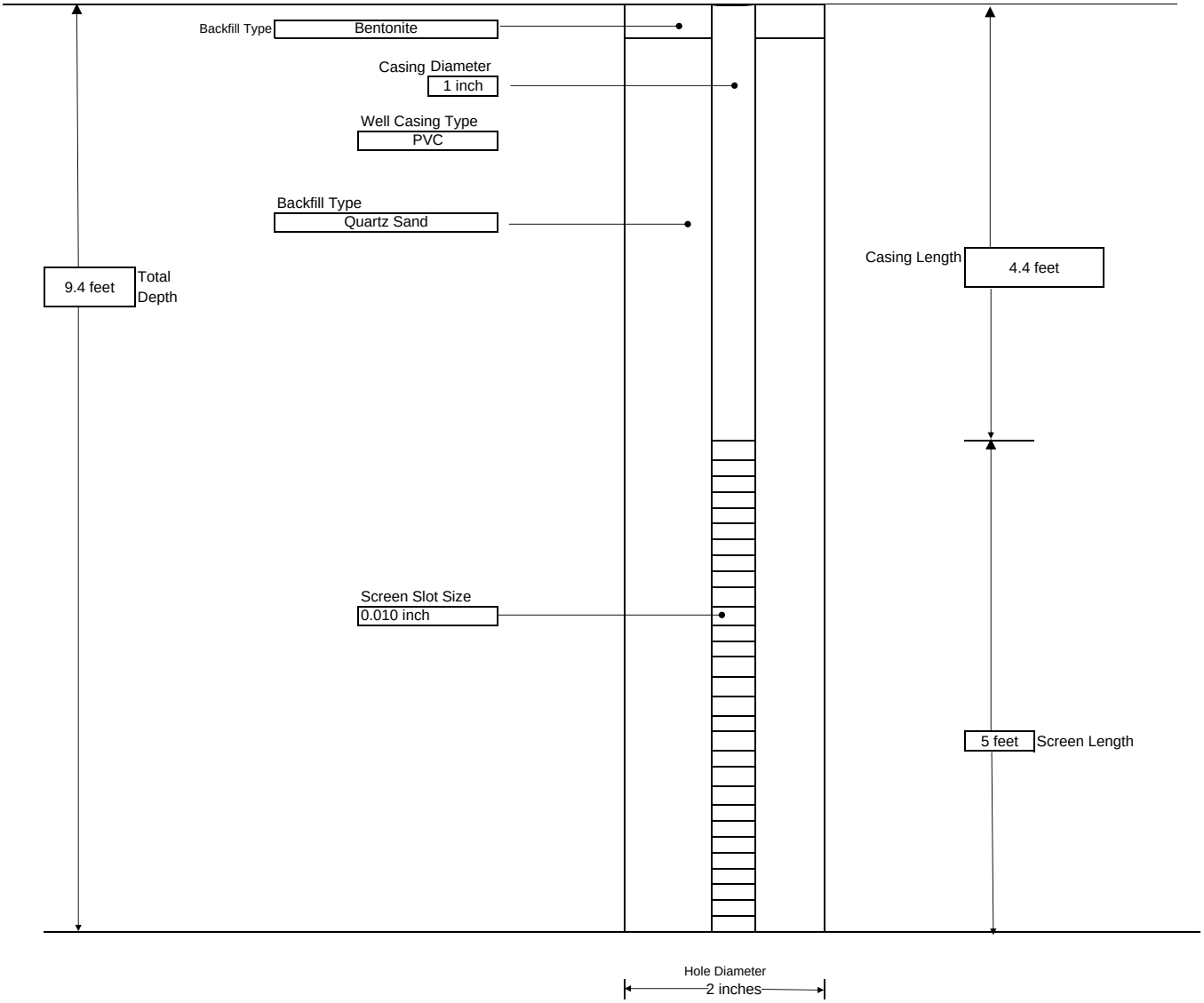

NOTE: NOT TO SCALE

GENERAL NOTES:

1) STRATIFICATION LINES REPRESENT APPROXIMATE BOUNDARY BETWEEN SOIL TYPES, TRANSITIONS MAY BE GRADUAL

LABELLA Associates, P.C. | Engineering Architecture Environmental Planning

APPENDIX 2

Laboratory Reports

Pace Analytical Services, LLC
575 Broad Hollow Road
Melville, NY 11747
(631)694-3040

September 29, 2017

G. Lindsay
LaBella Associates
300 State Street Suite 201
Rochester, NY 14614

RE: Project: HAWKEYE 2172124 9/18
Pace Project No.: 7030141

Dear G. Lindsay:
Enclosed are the analytical results for sample(s) received by the laboratory on September 16, 2017. The results relate only to the samples included in this report. Results reported herein conform to the most current, applicable TNI/NELAC standards and the laboratory's Quality Assurance Manual, where applicable, unless otherwise noted in the body of the report.

If you have any questions concerning this report, please feel free to contact me.

Sincerely,

Jennifer Aracri
jennifer.aracri@pacelabs.com
(631)694-3040
Project Manager

Enclosures

This report shall not be reproduced, except in full,
without the written consent of Pace Analytical Services, LLC.

Pace Analytical Services, LLC
575 Broad Hollow Road
Melville, NY 11747
(631)694-3040

CERTIFICATIONS

Project: HAWKEYE 2172124 9/18
Pace Project No.: 7030141

Long Island Certification IDs

575 Broad Hollow Rd, Melville, NY 11747
New York Certification #: 10478 Primary Accrediting Body
New Jersey Certification #: NY158
Pennsylvania Certification #: 68-00350
Connecticut Certification #: PH-0435
Maryland Certification #: 208
Rhode Island Certification #: LAO00340
Massachusetts Certification #: M-NY026
New Hampshire Certification #: 2987

This report shall not be reproduced, except in full,
without the written consent of Pace Analytical Services, LLC.

Pace Analytical Services, LLC
575 Broad Hollow Road
Melville, NY 11747
(631)694-3040

SUMMARY OF DETECTION

Project: HAWKEYE 2172124 9/18
Pace Project No.: 7030141

Lab Sample ID Method	Client Sample ID Parameters	Result	Units	Report Limit	Analyzed	Qualifiers
7030141001	**TP-1B 5-6'**					
EPA 8260C	n-Butylbenzene	9380	ug/kg	250	09/24/17 13:41	
EPA 8260C	sec-Butylbenzene	4430	ug/kg	250	09/24/17 13:41	
EPA 8260C	Ethylbenzene	913	ug/kg	250	09/24/17 13:41	
EPA 8260C	Isopropylbenzene (Cumene)	1410	ug/kg	250	09/24/17 13:41	
EPA 8260C	p-Isopropyltoluene	983	ug/kg	250	09/24/17 13:41	
EPA 8260C	Naphthalene	365	ug/kg	250	09/24/17 13:41	
EPA 8260C	n-Propylbenzene	8020	ug/kg	250	09/24/17 13:41	
ASTM D2216-92M	Percent Moisture	18.1	%	0.10	09/19/17 23:40	
7030141002	**TP-4 5-6'**					
EPA 8270D	Naphthalene	7050	ug/kg	155	09/26/17 21:27	
EPA 8270D	Phenanthrene	92.5	ug/kg	77.3	09/22/17 13:22	
EPA 8260C	n-Butylbenzene	52500	ug/kg	2820	09/24/17 14:01	
EPA 8260C	Ethylbenzene	115000	ug/kg	2820	09/24/17 14:01	
EPA 8260C	Isopropylbenzene (Cumene)	23300	ug/kg	2820	09/24/17 14:01	
EPA 8260C	p-Isopropyltoluene	9660	ug/kg	2820	09/24/17 14:01	
EPA 8260C	Naphthalene	28300	ug/kg	2820	09/24/17 14:01	
EPA 8260C	n-Propylbenzene	97400	ug/kg	2820	09/24/17 14:01	
EPA 8260C	1,2,4-Trimethylbenzene	585000	ug/kg	14100	09/24/17 14:40	
EPA 8260C	1,3,5-Trimethylbenzene	63500	ug/kg	2820	09/24/17 14:01	
EPA 8260C	Xylene (Total)	134000	ug/kg	5640	09/24/17 14:01	
ASTM D2216-92M	Percent Moisture	13.8	%	0.10	09/19/17 23:40	

This report shall not be reproduced, except in full,
without the written consent of Pace Analytical Services, LLC.

Pace Analytical Services, LLC
575 Broad Hollow Road
Melville, NY 11747
(631)694-3040

ANALYTICAL RESULTS

Project: HAWKEYE 2172124 9/18
Pace Project No.: 7030141

Sample: TP-1B 5-6' **Lab ID: 7030141001** Collected: 09/14/17 10:15 Received: 09/16/17 10:00 Matrix: Solid

Results reported on a "dry weight" basis and are adjusted for percent moisture, sample size and any dilutions.

Parameters	Results	Units	Report Limit	DF	Prepared	Analyzed	CAS No.	Qual
8270 MSSV	Analytical Method: EPA 8270D Preparation Method: EPA 3545A							
Acenaphthene	**<81.7**	ug/kg	81.7	1	09/20/17 10:30	09/22/17 12:55	83-32-9	
Acenaphthylene	**<81.7**	ug/kg	81.7	1	09/20/17 10:30	09/22/17 12:55	208-96-8	
Anthracene	**<81.7**	ug/kg	81.7	1	09/20/17 10:30	09/22/17 12:55	120-12-7	
Benzo(a)anthracene	**<81.7**	ug/kg	81.7	1	09/20/17 10:30	09/22/17 12:55	56-55-3	
Benzo(a)pyrene	**<81.7**	ug/kg	81.7	1	09/20/17 10:30	09/22/17 12:55	50-32-8	
Benzo(b)fluoranthene	**<81.7**	ug/kg	81.7	1	09/20/17 10:30	09/22/17 12:55	205-99-2	
Benzo(g,h,i)perylene	**<81.7**	ug/kg	81.7	1	09/20/17 10:30	09/22/17 12:55	191-24-2	
Benzo(k)fluoranthene	**<81.7**	ug/kg	81.7	1	09/20/17 10:30	09/22/17 12:55	207-08-9	
Chrysene	**<81.7**	ug/kg	81.7	1	09/20/17 10:30	09/22/17 12:55	218-01-9	
Dibenz(a,h)anthracene	**<81.7**	ug/kg	81.7	1	09/20/17 10:30	09/22/17 12:55	53-70-3	
Fluoranthene	**<81.7**	ug/kg	81.7	1	09/20/17 10:30	09/22/17 12:55	206-44-0	
Fluorene	**<81.7**	ug/kg	81.7	1	09/20/17 10:30	09/22/17 12:55	86-73-7	
Indeno(1,2,3-cd)pyrene	**<81.7**	ug/kg	81.7	1	09/20/17 10:30	09/22/17 12:55	193-39-5	
Naphthalene	**<81.7**	ug/kg	81.7	1	09/20/17 10:30	09/22/17 12:55	91-20-3	
Phenanthrene	**<81.7**	ug/kg	81.7	1	09/20/17 10:30	09/22/17 12:55	85-01-8	
Pyrene	**<81.7**	ug/kg	81.7	1	09/20/17 10:30	09/22/17 12:55	129-00-0	
Surrogates								
Nitrobenzene-d5 (S)	20	%.	23-120	1	09/20/17 10:30	09/22/17 12:55	4165-60-0	S0
2-Fluorobiphenyl (S)	50	%.	30-115	1	09/20/17 10:30	09/22/17 12:55	321-60-8	
p-Terphenyl-d14 (S)	66	%.	18-137	1	09/20/17 10:30	09/22/17 12:55	1718-51-0	
Phenol-d5 (S)	54	%.	24-113	1	09/20/17 10:30	09/22/17 12:55	4165-62-2	
2-Fluorophenol (S)	52	%.	25-121	1	09/20/17 10:30	09/22/17 12:55	367-12-4	
2,4,6-Tribromophenol (S)	60	%.	19-122	1	09/20/17 10:30	09/22/17 12:55	118-79-6	
2-Chlorophenol-d4 (S)	52	%.	20-130	1	09/20/17 10:30	09/22/17 12:55	93951-73-6	
1,2-Dichlorobenzene-d4 (S)	35	%.	20-130	1	09/20/17 10:30	09/22/17 12:55	2199-69-1	
8260 MSV 5035A-H Med Level	Analytical Method: EPA 8260C Preparation Method: EPA 5035A-H/5030C							
Benzene	**<250**	ug/kg	250	1.92	09/24/17 09:23	09/24/17 13:41	71-43-2	
n-Butylbenzene	**9380**	ug/kg	250	1.92	09/24/17 09:23	09/24/17 13:41	104-51-8	
sec-Butylbenzene	**4430**	ug/kg	250	1.92	09/24/17 09:23	09/24/17 13:41	135-98-8	
tert-Butylbenzene	**<250**	ug/kg	250	1.92	09/24/17 09:23	09/24/17 13:41	98-06-6	
Ethylbenzene	**913**	ug/kg	250	1.92	09/24/17 09:23	09/24/17 13:41	100-41-4	
Isopropylbenzene (Cumene)	**1410**	ug/kg	250	1.92	09/24/17 09:23	09/24/17 13:41	98-82-8	
p-Isopropyltoluene	**983**	ug/kg	250	1.92	09/24/17 09:23	09/24/17 13:41	99-87-6	
Methyl-tert-butyl ether	**<250**	ug/kg	250	1.92	09/24/17 09:23	09/24/17 13:41	1634-04-4	
Naphthalene	**365**	ug/kg	250	1.92	09/24/17 09:23	09/24/17 13:41	91-20-3	
n-Propylbenzene	**8020**	ug/kg	250	1.92	09/24/17 09:23	09/24/17 13:41	103-65-1	
Toluene	**<250**	ug/kg	250	1.92	09/24/17 09:23	09/24/17 13:41	108-88-3	
1,2,4-Trimethylbenzene	**<250**	ug/kg	250	1.92	09/24/17 09:23	09/24/17 13:41	95-63-6	
1,3,5-Trimethylbenzene	**<250**	ug/kg	250	1.92	09/24/17 09:23	09/24/17 13:41	108-67-8	
Xylene (Total)	**<500**	ug/kg	500	1.92	09/24/17 09:23	09/24/17 13:41	1330-20-7	
Surrogates								
Toluene-d8 (S)	116	%.	43-157	1.92	09/24/17 09:23	09/24/17 13:41	2037-26-5	
4-Bromofluorobenzene (S)	110	%.	34-145	1.92	09/24/17 09:23	09/24/17 13:41	460-00-4	
1,2-Dichloroethane-d4 (S)	100	%.	33-150	1.92	09/24/17 09:23	09/24/17 13:41	17060-07-0	

This report shall not be reproduced, except in full,
without the written consent of Pace Analytical Services, LLC.

Pace Analytical Services, LLC
575 Broad Hollow Road
Melville, NY 11747
(631)694-3040

ANALYTICAL RESULTS

Project: HAWKEYE 2172124 9/18
Pace Project No.: 7030141

Sample: TP-1B 5-6' **Lab ID: 7030141001** Collected: 09/14/17 10:15 Received: 09/16/17 10:00 Matrix: Solid

Results reported on a "dry weight" basis and are adjusted for percent moisture, sample size and any dilutions.

Parameters	Results	Units	Report Limit	DF	Prepared	Analyzed	CAS No.	Qual
Percent Moisture	Analytical Method: ASTM D2216-92M							
Percent Moisture	**18.1**	%	0.10	1		09/19/17 23:40		

This report shall not be reproduced, except in full,
without the written consent of Pace Analytical Services, LLC.

Pace Analytical Services, LLC
575 Broad Hollow Road
Melville, NY 11747
(631)694-3040

ANALYTICAL RESULTS

Project: HAWKEYE 2172124 9/18
Pace Project No.: 7030141

Sample: TP-4 5-6' **Lab ID: 7030141002** Collected: 09/14/17 13:00 Received: 09/16/17 10:00 Matrix: Solid

Results reported on a "dry weight" basis and are adjusted for percent moisture, sample size and any dilutions.

Parameters	Results	Units	Report Limit	DF	Prepared	Analyzed	CAS No.	Qual
8270 MSSV	Analytical Method: EPA 8270D Preparation Method: EPA 3545A							
Acenaphthene	**<77.3**	ug/kg	77.3	1	09/20/17 10:30	09/22/17 13:22	83-32-9	
Acenaphthylene	**<77.3**	ug/kg	77.3	1	09/20/17 10:30	09/22/17 13:22	208-96-8	
Anthracene	**<77.3**	ug/kg	77.3	1	09/20/17 10:30	09/22/17 13:22	120-12-7	
Benzo(a)anthracene	**<77.3**	ug/kg	77.3	1	09/20/17 10:30	09/22/17 13:22	56-55-3	
Benzo(a)pyrene	**<77.3**	ug/kg	77.3	1	09/20/17 10:30	09/22/17 13:22	50-32-8	
Benzo(b)fluoranthene	**<77.3**	ug/kg	77.3	1	09/20/17 10:30	09/22/17 13:22	205-99-2	
Benzo(g,h,i)perylene	**<77.3**	ug/kg	77.3	1	09/20/17 10:30	09/22/17 13:22	191-24-2	
Benzo(k)fluoranthene	**<77.3**	ug/kg	77.3	1	09/20/17 10:30	09/22/17 13:22	207-08-9	
Chrysene	**<77.3**	ug/kg	77.3	1	09/20/17 10:30	09/22/17 13:22	218-01-9	
Dibenz(a,h)anthracene	**<77.3**	ug/kg	77.3	1	09/20/17 10:30	09/22/17 13:22	53-70-3	
Fluoranthene	**<77.3**	ug/kg	77.3	1	09/20/17 10:30	09/22/17 13:22	206-44-0	
Fluorene	**<77.3**	ug/kg	77.3	1	09/20/17 10:30	09/22/17 13:22	86-73-7	
Indeno(1,2,3-cd)pyrene	**<77.3**	ug/kg	77.3	1	09/20/17 10:30	09/22/17 13:22	193-39-5	
Naphthalene	**7050**	ug/kg	155	2	09/20/17 10:30	09/26/17 21:27	91-20-3	
Phenanthrene	**92.5**	ug/kg	77.3	1	09/20/17 10:30	09/22/17 13:22	85-01-8	
Pyrene	**<77.3**	ug/kg	77.3	1	09/20/17 10:30	09/22/17 13:22	129-00-0	
Surrogates								
Nitrobenzene-d5 (S)	68	%.	23-120	1	09/20/17 10:30	09/22/17 13:22	4165-60-0	
2-Fluorobiphenyl (S)	42	%.	30-115	1	09/20/17 10:30	09/22/17 13:22	321-60-8	
p-Terphenyl-d14 (S)	58	%.	18-137	1	09/20/17 10:30	09/22/17 13:22	1718-51-0	
Phenol-d5 (S)	56	%.	24-113	1	09/20/17 10:30	09/22/17 13:22	4165-62-2	
2-Fluorophenol (S)	56	%.	25-121	1	09/20/17 10:30	09/22/17 13:22	367-12-4	
2,4,6-Tribromophenol (S)	55	%.	19-122	1	09/20/17 10:30	09/22/17 13:22	118-79-6	
2-Chlorophenol-d4 (S)	54	%.	20-130	1	09/20/17 10:30	09/22/17 13:22	93951-73-6	
1,2-Dichlorobenzene-d4 (S)	47	%.	20-130	1	09/20/17 10:30	09/22/17 13:22	2199-69-1	
8260 MSV 5035A-H Med Level	Analytical Method: EPA 8260C Preparation Method: EPA 5035A-H/5030C							
Benzene	**<2820**	ug/kg	2820	19	09/24/17 09:23	09/24/17 14:01	71-43-2	
n-Butylbenzene	**52500**	ug/kg	2820	19	09/24/17 09:23	09/24/17 14:01	104-51-8	
sec-Butylbenzene	**<2820**	ug/kg	2820	19	09/24/17 09:23	09/24/17 14:01	135-98-8	
tert-Butylbenzene	**<2820**	ug/kg	2820	19	09/24/17 09:23	09/24/17 14:01	98-06-6	
Ethylbenzene	**115000**	ug/kg	2820	19	09/24/17 09:23	09/24/17 14:01	100-41-4	
Isopropylbenzene (Cumene)	**23300**	ug/kg	2820	19	09/24/17 09:23	09/24/17 14:01	98-82-8	
p-Isopropyltoluene	**9660**	ug/kg	2820	19	09/24/17 09:23	09/24/17 14:01	99-87-6	
Methyl-tert-butyl ether	**<2820**	ug/kg	2820	19	09/24/17 09:23	09/24/17 14:01	1634-04-4	
Naphthalene	**28300**	ug/kg	2820	19	09/24/17 09:23	09/24/17 14:01	91-20-3	
n-Propylbenzene	**97400**	ug/kg	2820	19	09/24/17 09:23	09/24/17 14:01	103-65-1	
Toluene	**<2820**	ug/kg	2820	19	09/24/17 09:23	09/24/17 14:01	108-88-3	
1,2,4-Trimethylbenzene	**585000**	ug/kg	14100	95	09/24/17 09:23	09/24/17 14:40	95-63-6	
1,3,5-Trimethylbenzene	**63500**	ug/kg	2820	19	09/24/17 09:23	09/24/17 14:01	108-67-8	
Xylene (Total)	**134000**	ug/kg	5640	19	09/24/17 09:23	09/24/17 14:01	1330-20-7	
Surrogates								
Toluene-d8 (S)	109	%.	43-157	19	09/24/17 09:23	09/24/17 14:01	2037-26-5	
4-Bromofluorobenzene (S)	120	%.	34-145	19	09/24/17 09:23	09/24/17 14:01	460-00-4	
1,2-Dichloroethane-d4 (S)	100	%.	33-150	19	09/24/17 09:23	09/24/17 14:01	17060-07-0	

This report shall not be reproduced, except in full,
without the written consent of Pace Analytical Services, LLC.

Pace Analytical Services, LLC
575 Broad Hollow Road
Melville, NY 11747
(631)694-3040

ANALYTICAL RESULTS

Project: HAWKEYE 2172124 9/18
Pace Project No.: 7030141

Sample: TP-4 5-6' **Lab ID: 7030141002** Collected: 09/14/17 13:00 Received: 09/16/17 10:00 Matrix: Solid

Results reported on a "dry weight" basis and are adjusted for percent moisture, sample size and any dilutions.

Parameters	Results	Units	Report Limit	DF	Prepared	Analyzed	CAS No.	Qual
Percent Moisture	Analytical Method: ASTM D2216-92M							
Percent Moisture	**13.8**	%	0.10	1		09/19/17 23:40		

REPORT OF LABORATORY ANALYSIS

This report shall not be reproduced, except in full,
without the written consent of Pace Analytical Services, LLC.

Pace Analytical Services, LLC
575 Broad Hollow Road
Melville, NY 11747
(631)694-3040

QUALITY CONTROL DATA

Project: HAWKEYE 2172124 9/18
Pace Project No.: 7030141

QC Batch: 40337
Analysis Method: EPA 8260C
QC Batch Method: EPA 5035A-H/5030C
Analysis Description: 8260 MSV 5035A-H Med
Associated Lab Samples: 7030141001, 7030141002

METHOD BLANK: 187788
Matrix: Solid
Associated Lab Samples: 7030141001, 7030141002

Parameter	Units	Blank Result	Reporting Limit	Analyzed	Qualifiers
1,2,4-Trimethylbenzene	ug/kg	<98.2	98.2	09/24/17 11:28	
1,3,5-Trimethylbenzene	ug/kg	<98.2	98.2	09/24/17 11:28	
Benzene	ug/kg	<98.2	98.2	09/24/17 11:28	
Ethylbenzene	ug/kg	<98.2	98.2	09/24/17 11:28	
Isopropylbenzene (Cumene)	ug/kg	<98.2	98.2	09/24/17 11:28	
Methyl-tert-butyl ether	ug/kg	<98.2	98.2	09/24/17 11:28	
n-Butylbenzene	ug/kg	<98.2	98.2	09/24/17 11:28	
n-Propylbenzene	ug/kg	<98.2	98.2	09/24/17 11:28	
Naphthalene	ug/kg	<98.2	98.2	09/24/17 11:28	
p-Isopropyltoluene	ug/kg	<98.2	98.2	09/24/17 11:28	
sec-Butylbenzene	ug/kg	<98.2	98.2	09/24/17 11:28	
tert-Butylbenzene	ug/kg	<98.2	98.2	09/24/17 11:28	
Toluene	ug/kg	<98.2	98.2	09/24/17 11:28	
Xylene (Total)	ug/kg	<196	196	09/24/17 11:28	
1,2-Dichloroethane-d4 (S)	%.	107	33-150	09/24/17 11:28	
4-Bromofluorobenzene (S)	%.	113	34-145	09/24/17 11:28	
Toluene-d8 (S)	%.	100	43-157	09/24/17 11:28	

LABORATORY CONTROL SAMPLE: 187789

Parameter	Units	Spike Conc.	LCS Result	LCS % Rec	% Rec Limits	Qualifiers
1,2,4-Trimethylbenzene	ug/kg	2560	2520	99	59-126	
1,3,5-Trimethylbenzene	ug/kg	2560	2550	100	49-134	
Benzene	ug/kg	2560	2450	96	65-129	
Ethylbenzene	ug/kg	2560	2700	106	59-135	
Isopropylbenzene (Cumene)	ug/kg	2560	2460	96	56-129	
Methyl-tert-butyl ether	ug/kg	2560	2260	88	25-171	
n-Butylbenzene	ug/kg	2560	2710	106	54-121	
n-Propylbenzene	ug/kg	2560	2390	93	56-125	
Naphthalene	ug/kg	2560	2170	85	55-145	
p-Isopropyltoluene	ug/kg	2560	2660	104	54-126	
sec-Butylbenzene	ug/kg	2560	2660	104	50-126	
tert-Butylbenzene	ug/kg	2560	2530	99	56-127	
Toluene	ug/kg	2560	2660	104	66-131	
Xylene (Total)	ug/kg	7670	8220	107	62-135	
1,2-Dichloroethane-d4 (S)	%.			102	33-150	
4-Bromofluorobenzene (S)	%.			116	34-145	
Toluene-d8 (S)	%.			106	43-157	

Results presented on this page are in the units indicated by the "Units" column except where an alternate unit is presented to the right of the result.

REPORT OF LABORATORY ANALYSIS

This report shall not be reproduced, except in full,
without the written consent of Pace Analytical Services, LLC.

Pace Analytical Services, LLC
575 Broad Hollow Road
Melville, NY 11747
(631)694-3040

QUALITY CONTROL DATA

Project: HAWKEYE 2172124 9/18
Pace Project No.: 7030141

MATRIX SPIKE SAMPLE: 187790

Parameter	Units	7030548007 Result	Spike Conc.	MS Result	MS % Rec	% Rec Limits	Qualifiers
1,2,4-Trimethylbenzene	ug/kg	423	2310	2900	107	59-126	
1,3,5-Trimethylbenzene	ug/kg	<92.3	2310	2650	111	49-134	
Benzene	ug/kg	<92.3	2310	2520	109	65-129	
Ethylbenzene	ug/kg	598	2310	3400	122	59-135	
Isopropylbenzene (Cumene)	ug/kg	344	2310	2880	110	56-129	
Methyl-tert-butyl ether	ug/kg	<92.3	2310	2350	102	25-171	
n-Butylbenzene	ug/kg	428	2310	3100	116	54-121	
n-Propylbenzene	ug/kg	292	2310	2760	107	56-125	
Naphthalene	ug/kg	<92.3	2310	2170	94	55-145	
p-Isopropyltoluene	ug/kg	<92.3	2310	2780	120	54-126	
sec-Butylbenzene	ug/kg	375	2310	3060	117	50-126	
tert-Butylbenzene	ug/kg	<92.3	2310	2620	114	56-127	
Toluene	ug/kg	<92.3	2310	2820	122	66-131	
Xylene (Total)	ug/kg	<185	6920	8680	125	62-135	
1,2-Dichloroethane-d4 (S)	%.				100	33-150	
4-Bromofluorobenzene (S)	%.				118	34-145	
Toluene-d8 (S)	%.				103	43-157	

SAMPLE DUPLICATE: 187791

Parameter	Units	7030548007 Result	Dup Result	RPD	Qualifiers
1,2,4-Trimethylbenzene	ug/kg	423	417	1	
1,3,5-Trimethylbenzene	ug/kg	<92.3	<92.3		
Benzene	ug/kg	<92.3	<92.3		
Ethylbenzene	ug/kg	598	596	0	
Isopropylbenzene (Cumene)	ug/kg	344	334	3	
Methyl-tert-butyl ether	ug/kg	<92.3	<92.3		
n-Butylbenzene	ug/kg	428	431	1	
n-Propylbenzene	ug/kg	292	282	4	
Naphthalene	ug/kg	<92.3	<92.3		
p-Isopropyltoluene	ug/kg	<92.3	<92.3		
sec-Butylbenzene	ug/kg	375	364	3	
tert-Butylbenzene	ug/kg	<92.3	<92.3		
Toluene	ug/kg	<92.3	<92.3		
Xylene (Total)	ug/kg	<185	<185		
1,2-Dichloroethane-d4 (S)	%.	106	106	0	
4-Bromofluorobenzene (S)	%.	116	117	1	
Toluene-d8 (S)	%.	110	109	1	

Results presented on this page are in the units indicated by the "Units" column except where an alternate unit is presented to the right of the result.

This report shall not be reproduced, except in full,
without the written consent of Pace Analytical Services, LLC.

Pace Analytical Services, LLC
575 Broad Hollow Road
Melville, NY 11747
(631)694-3040

QUALITY CONTROL DATA

Project: HAWKEYE 2172124 9/18
Pace Project No.: 7030141

QC Batch: 39751 | Analysis Method: EPA 8270D
QC Batch Method: EPA 3545A | Analysis Description: 8270 Solid MSSV
Associated Lab Samples: 7030141001, 7030141002

METHOD BLANK: 185092 | Matrix: Solid
Associated Lab Samples: 7030141001, 7030141002

Parameter	Units	Blank Result	Reporting Limit	Analyzed	Qualifiers
Acenaphthene	ug/kg	<67.0	67.0	09/22/17 11:34	
Acenaphthylene	ug/kg	<67.0	67.0	09/22/17 11:34	
Anthracene	ug/kg	<67.0	67.0	09/22/17 11:34	
Benzo(a)anthracene	ug/kg	<67.0	67.0	09/22/17 11:34	
Benzo(a)pyrene	ug/kg	<67.0	67.0	09/22/17 11:34	
Benzo(b)fluoranthene	ug/kg	<67.0	67.0	09/22/17 11:34	
Benzo(g,h,i)perylene	ug/kg	<67.0	67.0	09/22/17 11:34	
Benzo(k)fluoranthene	ug/kg	<67.0	67.0	09/22/17 11:34	
Chrysene	ug/kg	<67.0	67.0	09/22/17 11:34	
Dibenz(a,h)anthracene	ug/kg	<67.0	67.0	09/22/17 11:34	
Fluoranthene	ug/kg	<67.0	67.0	09/22/17 11:34	
Fluorene	ug/kg	<67.0	67.0	09/22/17 11:34	
Indeno(1,2,3-cd)pyrene	ug/kg	<67.0	67.0	09/22/17 11:34	
Naphthalene	ug/kg	<67.0	67.0	09/22/17 11:34	
Phenanthrene	ug/kg	<67.0	67.0	09/22/17 11:34	
Pyrene	ug/kg	<67.0	67.0	09/22/17 11:34	
1,2-Dichlorobenzene-d4 (S)	%.	63	20-130	09/22/17 11:34	
2,4,6-Tribromophenol (S)	%.	61	19-122	09/22/17 11:34	
2-Chlorophenol-d4 (S)	%.	67	20-130	09/22/17 11:34	
2-Fluorobiphenyl (S)	%.	68	30-115	09/22/17 11:34	
2-Fluorophenol (S)	%.	65	25-121	09/22/17 11:34	
Nitrobenzene-d5 (S)	%.	73	23-120	09/22/17 11:34	
p-Terphenyl-d14 (S)	%.	73	18-137	09/22/17 11:34	
Phenol-d5 (S)	%.	67	24-113	09/22/17 11:34	

LABORATORY CONTROL SAMPLE: 185096

Parameter	Units	Spike Conc.	LCS Result	LCS % Rec	% Rec Limits	Qualifiers
Acenaphthene	ug/kg	1670	1150	69	45-109	
Acenaphthylene	ug/kg	1670	1140	68	43-107	
Anthracene	ug/kg	1670	1280	77	50-117	
Benzo(a)anthracene	ug/kg	1670	1260	76	52-116	
Benzo(a)pyrene	ug/kg	1670	1230	74	56-119	
Benzo(b)fluoranthene	ug/kg	1670	1180	71	45-122	
Benzo(g,h,i)perylene	ug/kg	1670	1440	87	30-107	
Benzo(k)fluoranthene	ug/kg	1670	1210	72	54-124	
Chrysene	ug/kg	1670	1300	78	48-121	
Dibenz(a,h)anthracene	ug/kg	1670	1320	79	52-109	
Fluoranthene	ug/kg	1670	1320	79	45-126	
Fluorene	ug/kg	1670	1140	68	47-108	

Results presented on this page are in the units indicated by the "Units" column except where an alternate unit is presented to the right of the result.

REPORT OF LABORATORY ANALYSIS

This report shall not be reproduced, except in full,
without the written consent of Pace Analytical Services, LLC.

Pace Analytical Services, LLC
575 Broad Hollow Road
Melville, NY 11747
(631)694-3040

QUALITY CONTROL DATA

Project: HAWKEYE 2172124 9/18
Pace Project No.: 7030141

LABORATORY CONTROL SAMPLE: 185096

Parameter	Units	Spike Conc.	LCS Result	LCS % Rec	% Rec Limits	Qualifiers
Indeno(1,2,3-cd)pyrene	ug/kg	1670	1380	83	50-108	
Naphthalene	ug/kg	1670	1180	71	18-142	
Phenanthrene	ug/kg	1670	1290	77	47-124	
Pyrene	ug/kg	1670	1330	80	49-132	
1,2-Dichlorobenzene-d4 (S)	%.			61	20-130	
2,4,6-Tribromophenol (S)	%.			70	19-122	
2-Chlorophenol-d4 (S)	%.			68	20-130	
2-Fluorobiphenyl (S)	%.			65	30-115	
2-Fluorophenol (S)	%.			67	25-121	
Nitrobenzene-d5 (S)	%.			71	23-120	
p-Terphenyl-d14 (S)	%.			75	18-137	
Phenol-d5 (S)	%.			70	24-113	

MATRIX SPIKE & MATRIX SPIKE DUPLICATE: 185259 185260

Parameter	Units	7030143001 Result	MS Spike Conc.	MSD Spike Conc.	MS Result	MSD Result	MS % Rec	MSD % Rec	% Rec Limits	RPD	Qual
Acenaphthene	ug/kg	<73.9	1830	1830	1240	1310	67	72	45-109	6	
Acenaphthylene	ug/kg	<73.9	1830	1830	1170	1290	64	71	43-107	10	
Anthracene	ug/kg	<73.9	1830	1830	1530	1530	83	83	50-117	0	
Benzo(a)anthracene	ug/kg	<73.9	1830	1830	1600	1540	87	84	52-116	4	
Benzo(a)pyrene	ug/kg	<73.9	1830	1830	1500	1470	82	80	56-119	2	
Benzo(b)fluoranthene	ug/kg	<73.9	1830	1830	1400	1460	76	80	45-122	4	
Benzo(g,h,i)perylene	ug/kg	<73.9	1830	1830	1810	1750	99	96	30-107	3	
Benzo(k)fluoranthene	ug/kg	<73.9	1830	1830	1570	1440	86	79	54-124	9	
Chrysene	ug/kg	<73.9	1830	1830	1640	1550	89	84	48-121	6	
Dibenz(a,h)anthracene	ug/kg	<73.9	1830	1830	1680	1620	92	89	52-109	4	
Fluoranthene	ug/kg	<73.9	1830	1830	1610	1590	88	87	45-126	1	
Fluorene	ug/kg	<73.9	1830	1830	1270	1320	69	72	47-108	3	
Indeno(1,2,3-cd)pyrene	ug/kg	<73.9	1830	1830	1690	1710	92	93	50-108	1	
Naphthalene	ug/kg	<73.9	1830	1830	1100	1300	60	71	18-142	17	
Phenanthrene	ug/kg	<73.9	1830	1830	1520	1520	83	83	47-124	0	
Pyrene	ug/kg	<73.9	1830	1830	1650	1590	90	87	49-132	3	
1,2-Dichlorobenzene-d4 (S)	%.						36	45	20-130		
2,4,6-Tribromophenol (S)	%.						56	49	19-122		
2-Chlorophenol-d4 (S)	%.						51	61	20-130		
2-Fluorobiphenyl (S)	%.						57	64	30-115		
2-Fluorophenol (S)	%.						51	62	25-121		
Nitrobenzene-d5 (S)	%.						59	69	23-120		
p-Terphenyl-d14 (S)	%.						79	76	18-137		
Phenol-d5 (S)	%.						55	64	24-113		

Results presented on this page are in the units indicated by the "Units" column except where an alternate unit is presented to the right of the result.

This report shall not be reproduced, except in full,
without the written consent of Pace Analytical Services, LLC.

Pace Analytical Services, LLC
575 Broad Hollow Road
Melville, NY 11747
(631)694-3040

QUALITY CONTROL DATA

Project: HAWKEYE 2172124 9/18
Pace Project No.: 7030141

QC Batch: 39655
QC Batch Method: ASTM D2216-92M
Analysis Method: ASTM D2216-92M
Analysis Description: Dry Weight/Percent Moisture
Associated Lab Samples: 7030141001, 7030141002

SAMPLE DUPLICATE: 184624

Parameter	Units	7030325013 Result	Dup Result	RPD	Qualifiers
Percent Moisture	%	9.0	9.3	3	

Results presented on this page are in the units indicated by the "Units" column except where an alternate unit is presented to the right of the result.

This report shall not be reproduced, except in full,
without the written consent of Pace Analytical Services, LLC.

Pace Analytical Services, LLC
575 Broad Hollow Road
Melville, NY 11747
(631)694-3040

QUALIFIERS

Project: HAWKEYE 2172124 9/18
Pace Project No.: 7030141

DEFINITIONS

DF - Dilution Factor, if reported, represents the factor applied to the reported data due to dilution of the sample aliquot.

ND - Not Detected at or above adjusted reporting limit.

TNTC - Too Numerous To Count

J - Estimated concentration above the adjusted method detection limit and below the adjusted reporting limit.

MDL - Adjusted Method Detection Limit.

PQL - Practical Quantitation Limit.

RL - Reporting Limit.

S - Surrogate

1,2-Diphenylhydrazine decomposes to and cannot be separated from Azobenzene using Method 8270. The result for each analyte is a combined concentration.

Consistent with EPA guidelines, unrounded data are displayed and have been used to calculate % recovery and RPD values.

LCS(D) - Laboratory Control Sample (Duplicate)

MS(D) - Matrix Spike (Duplicate)

DUP - Sample Duplicate

RPD - Relative Percent Difference

NC - Not Calculable.

SG - Silica Gel - Clean-Up

U - Indicates the compound was analyzed for, but not detected.

N-Nitrosodiphenylamine decomposes and cannot be separated from Diphenylamine using Method 8270. The result reported for each analyte is a combined concentration.

Pace Analytical is TNI accredited. Contact your Pace PM for the current list of accredited analytes.

TNI - The NELAC Institute.

SAMPLE QUALIFIERS

Sample: 7030141001

[1] Sample not collected according to EPA Method 5035A low level specifications. Results may be biased low.

Sample: 7030141002

[1] Sample not collected according to EPA Method 5035A low level specifications. Results may be biased low.

ANALYTE QUALIFIERS

S0 Surrogate recovery outside laboratory control limits.

This report shall not be reproduced, except in full,
without the written consent of Pace Analytical Services, LLC.

Pace Analytical Services, LLC
575 Broad Hollow Road
Melville, NY 11747
(631)694-3040

QUALITY CONTROL DATA CROSS REFERENCE TABLE

Project: HAWKEYE 2172124 9/18
Pace Project No.: 7030141

Lab ID	Sample ID	QC Batch Method	QC Batch	Analytical Method	Analytical Batch
7030141001	**TP-1B 5-6'**	EPA 3545A	39751	EPA 8270D	40052
7030141002	**TP-4 5-6'**	EPA 3545A	39751	EPA 8270D	40052
7030141001	**TP-1B 5-6'**	EPA 5035A-H/5030C	40337	EPA 8260C	40348
7030141002	**TP-4 5-6'**	EPA 5035A-H/5030C	40337	EPA 8260C	40348
7030141001	**TP-1B 5-6'**	ASTM D2216-92M	39655		
7030141002	**TP-4 5-6'**	ASTM D2216-92M	39655		

This report shall not be reproduced, except in full,
without the written consent of Pace Analytical Services, LLC.

WO#:7030141

7030141

CHAIN-OF-CUSTODY / Analytical Request Document

The Chain-of-Custody is a LEGAL DOCUMENT. All relevant fields must be completed accurately.

Section A Required Client Information:	Section B Required Project Information:	Section C Invoice Information:
Company: LaBella Associates, D.P.C.	Report To: aaquilina@labellapc.co	Attention: AP@labellapc.com
Address: 300 State St, Suite 201, Rochester NY	Copy To: srife@labellapc.com	Company Name: SAME
		Address: SAME
Email To: aaquilina@labellapc.com	Purchase Order No.:	Pace Quote Reference:
Phone: 585-295-6289 Fax:	Project Name: Hawkeye	Pace Project Manager: ~~Jim Murphy~~ Lauren Budzo
Requested Due Date/TAT: standard	Project Number: 2172124	Pace Profile #:

REGULATORY AGENCY

☐ NPDES ☐ GROUND WATER ☐ DRINKING WATER

☐ UST ☐ RCRA ☐ OTHER_____

SITE LOCATION

☐ GA ☐ IL ☐ N ☐ MI ☐ NC

☐ OH ☐ SC ☐ WI ☑ OTHER NY

Section D Required Client Information

Valid Matrix Codes

MATRIX	CODE
DRINKING WATER	DW
WATER	WT
WASTE WATER	WW
PRODUCT	P
SOIL/SOLID	SL
OIL	OL
WIPE	WP
AIR	AR
OTHER	OT
TISSUE	TS

ITEM #	SAMPLE ID (A-Z, 0-9 / ,-) Sample IDs MUST BE UNIQUE	MATRIX CODE	SAMPLE TYPE G=GRAB C=COMP	COLLECTED COMPOSITE START DATE	COLLECTED COMPOSITE START TIME	COLLECTED COMPOSITE END/GRAB DATE	COLLECTED COMPOSITE END/GRAB TIME	SAMPLE TEMP AT COLLECTION	# OF CONTAINERS	Preservatives: Unpreserved	H_2SO_4	HNO_3	HCl	NaOH	$Na_2S_2O_3$	Methanol	Na2SO4	Filtered (Y/N)	Requested Analysis: CP-51 VOCs	CP-51 SVOCs	Residual Chlorine (Y/N)	Pace Project No. Lab I.D.
1	TP-1B 5-6'	SL	G			9/14/17	1015		2	X									X	X		001
2	TP-4 5-6'	SL	G			9/14/17	1300		2	X									X	X		002
3																						
4																						
5																						
6																						
7																						
8																						
9																						
10																						
11																						
12																						

ADDITIONAL COMMENTS	RELINQUISHED BY / AFFILIATION	DATE	TIME	ACCEPTED BY / AFFILIATION	DATE	TIME	SAMPLE CONDITIONS			
	S.Rife SR LaBella	9/14/17	1700	LaBella	9/14/17	1700		Y/N	Y/N	Y/N
	LaBella	9/15/17	1150	PACE	9/15/17	1150		Y/N	Y/N	Y/N
	PACE	9/15/17	1700	PACE	9/16/17	10:00	0.8	Y/N	Y/N	Y/N
								Y/N	Y/N	Y/N
							Temp in °C	Received on Ice	Custody Sealed Cooler	Samples Intact

SAMPLER NAME AND SIGNATURE

PRINT Name of SAMPLER: Steven Rife

SIGNATURE of SAMPLER: Steven Rife

DATE Signed (MM / DD / YY): 9/14/17

Sample Condition Upon Receipt

Pace Analytical

Client Name:

Proje

WO#:7030141

PM: JSA Due Date: 09/25/17

CLIENT: LBA

Courier: ☒ Fed Ex ☐ UPS ☐ USPS ☐ Client ☐ Commercial ☐ Pace ☐ Other

Tracking #: 7702 7271 4488

Seals intact: ☒ Yes ☐ No

Custody Seal on Cooler/Box Present: ☒ Yes ☐ No

Type of Ice: (Wet) Blue None

Packing Material: ☐ Bubble Wrap ☒ Bubble Bags ☐ Ziploc ☐ None ☐ Other

☐ Samples on ice, cooling process has begun

Thermometer Used: TH092

Correction Factor: +0.1

Cooler Temperature (°C): 0.8

Cooler Temperature Corrected (°C): 0.9

Date/Time 5035A kits placed in freezer

Temp should be above freezing to 6.0°C

USDA Regulated Soil (☒ N/A, water sample)

Date and Initials of person examining contents: JK 9/16/17

Did samples originate in a quarantine zone within the United States: AL, AR, CA, FL, GA, ID, LA, MS, NC, NM, NY, OK, OR, SC, TN, TX, or VA (check map)? ☐ YES ☐ NO

Did samples orignate from a foreign source (internationally, including Hawaii and Puerto Rico)? ☐ Yes ☒ No

If Yes to either question, fill out a Regulated Soil Checklist (F-LI-C-010) and include with SCUR/COC paperwork.

				COMMENTS:
Chain of Custody Present:	☐Yes	☐No		1.
Chain of Custody Filled Out:	☐Yes	☐No		2.
Chain of Custody Relinquished:	☐Yes	☐No		3.
Sampler Name & Signature on COC:	☐Yes	☐No	☐N/A	4.
Samples Arrived within Hold Time:	☐Yes	☐No		5.
Short Hold Time Analysis (<72hr):	☐Yes	☐No		6.
Rush Turn Around Time Requested:	☐Yes	☐No		7.
Sufficient Volume: (Triple volume provided for MS/MSD)	☐Yes	☐No		8.
Correct Containers Used:	☐Yes	☐No		9.
-Pace Containers Used:	☐Yes	☐No		
Containers Intact:	☐Yes	☐No		10.
Filtered volume received for Dissolved tests	☐Yes	☐No	☒N/A	11. Note if sediment is visible in the dissolved container.
Sample Labels match COC:	☒Yes	☐No		12.
-Includes date/time/ID/Analysis Matrix (SL) WT OIL				
All containers needing preservation have been checked	☐Yes	☐No	☐N/A	13. ☐ HNO_3 ☐ H_2SO_4 ☐ NaOH ☐ HCl
pH paper Lot #				Sample #
All containers needing preservation are found to be in compliance with EPA recommendation? (HNO_3, H_2SO_4, HCl, NaOH>9 Sulfide, NAOH>12 Cyanide)	☐Yes	☐No	☐N/A	
Exceptions: VOA, Coliform, TOC/DOC, Oil and Grease, DRO/8015 (water). Per Method, VOA pH is checked after analysis				Initial when completed: / Lot # of added preservative: / Date/Time preservative added
Samples checked for dechlorination:	☐Yes	☐No	☐N/A	14. Positive for Res. Chlorine? Y N
Residual chlorine strips Lot #				
Headspace in VOA Vials (>6mm):	☐Yes	☐No	☐N/A	15.
Trip Blank Present:	☐Yes	☐No	☐N/A	16.
Trip Blank Custody Seals Present	☐Yes	☐No	☐N/A	
Pace Trip Blank Lot # (if applicable):				

Field Data Required? Y / N

Client Notification/ Resolution:

Date/Time:

Person Contacted: SS 9/16

Comments/ Resolution: ~~W~~ Samples were not collected as per method 5035A. Sample 001 as per COC.

* PM (Project Manager) review is documented electronically in LIMS.

Pace Analytical Services, LLC
575 Broad Hollow Road
Melville, NY 11747
(631)694-3040

September 29, 2017

Ann Aquilina
LaBella Associates
300 State Street
Suite 201
Rochester, NY 14614

RE: Project: KODAK HAWKEYE FACILITY
Pace Project No.: 7029505

Dear Ann Aquilina:
Enclosed are the analytical results for sample(s) received by the laboratory on September 09, 2017. The results relate only to the samples included in this report. Results reported herein conform to the most current, applicable TNI/NELAC standards and the laboratory's Quality Assurance Manual, where applicable, unless otherwise noted in the body of the report.

If you have any questions concerning this report, please feel free to contact me.

Sincerely,

Jennifer Aracri
jennifer.aracri@pacelabs.com
(631)694-3040
Project Manager

Enclosures

cc: Allan Engelbert, LaBella Associates

This report shall not be reproduced, except in full,
without the written consent of Pace Analytical Services, LLC.

Pace Analytical Services, LLC
575 Broad Hollow Road
Melville, NY 11747
(631)694-3040

CERTIFICATIONS

Project: KODAK HAWKEYE FACILITY
Pace Project No.: 7029505

Long Island Certification IDs

575 Broad Hollow Rd, Melville, NY 11747
New York Certification #: 10478 Primary Accrediting Body
New Jersey Certification #: NY158
Pennsylvania Certification #: 68-00350
Connecticut Certification #: PH-0435
Maryland Certification #: 208
Rhode Island Certification #: LAO00340
Massachusetts Certification #: M-NY026
New Hampshire Certification #: 2987

This report shall not be reproduced, except in full,
without the written consent of Pace Analytical Services, LLC.

Pace Analytical Services, LLC
575 Broad Hollow Road
Melville, NY 11747
(631)694-3040

ANALYTICAL RESULTS

Project: KODAK HAWKEYE FACILITY
Pace Project No.: 7029505

Sample: MW-2 **Lab ID: 7029505001** Collected: 09/06/17 10:10 Received: 09/09/17 10:30 Matrix: Water

Parameters	Results	Units	Report Limit	DF	Prepared	Analyzed	CAS No.	Qual
8270 MSSV	Analytical Method: EPA 8270D Preparation Method: EPA 3510C							
Acenaphthene	**<5.0**	ug/L	5.0	1	09/12/17 12:00	09/18/17 19:05	83-32-9	
Acenaphthylene	**<5.0**	ug/L	5.0	1	09/12/17 12:00	09/18/17 19:05	208-96-8	
Anthracene	**<5.0**	ug/L	5.0	1	09/12/17 12:00	09/18/17 19:05	120-12-7	
Benzo(a)anthracene	**<5.0**	ug/L	5.0	1	09/12/17 12:00	09/18/17 19:05	56-55-3	
Benzo(a)pyrene	**<5.0**	ug/L	5.0	1	09/12/17 12:00	09/18/17 19:05	50-32-8	
Benzo(b)fluoranthene	**<5.0**	ug/L	5.0	1	09/12/17 12:00	09/18/17 19:05	205-99-2	
Benzo(g,h,i)perylene	**<5.0**	ug/L	5.0	1	09/12/17 12:00	09/18/17 19:05	191-24-2	
Benzo(k)fluoranthene	**<5.0**	ug/L	5.0	1	09/12/17 12:00	09/18/17 19:05	207-08-9	
Chrysene	**<5.0**	ug/L	5.0	1	09/12/17 12:00	09/18/17 19:05	218-01-9	
Dibenz(a,h)anthracene	**<5.0**	ug/L	5.0	1	09/12/17 12:00	09/18/17 19:05	53-70-3	
Fluoranthene	**<5.0**	ug/L	5.0	1	09/12/17 12:00	09/18/17 19:05	206-44-0	
Fluorene	**<5.0**	ug/L	5.0	1	09/12/17 12:00	09/18/17 19:05	86-73-7	
Indeno(1,2,3-cd)pyrene	**<5.0**	ug/L	5.0	1	09/12/17 12:00	09/18/17 19:05	193-39-5	
2-Methylnaphthalene	**<5.0**	ug/L	5.0	1	09/12/17 12:00	09/18/17 19:05	91-57-6	
Naphthalene	**<5.0**	ug/L	5.0	1	09/12/17 12:00	09/18/17 19:05	91-20-3	
Phenanthrene	**<5.0**	ug/L	5.0	1	09/12/17 12:00	09/18/17 19:05	85-01-8	
Pyrene	**<5.0**	ug/L	5.0	1	09/12/17 12:00	09/18/17 19:05	129-00-0	
Surrogates								
Nitrobenzene-d5 (S)	87	%.	35-114	1	09/12/17 12:00	09/18/17 19:05	4165-60-0	
2-Fluorobiphenyl (S)	84	%.	43-116	1	09/12/17 12:00	09/18/17 19:05	321-60-8	
p-Terphenyl-d14 (S)	48	%.	33-141	1	09/12/17 12:00	09/18/17 19:05	1718-51-0	
Phenol-d5 (S)	33	%.	10-110	1	09/12/17 12:00	09/18/17 19:05	4165-62-2	
2-Fluorophenol (S)	54	%.	21-110	1	09/12/17 12:00	09/18/17 19:05	367-12-4	
2,4,6-Tribromophenol (S)	101	%.	10-123	1	09/12/17 12:00	09/18/17 19:05	118-79-6	
2-Chlorophenol-d4 (S)	80	%.	33-110	1	09/12/17 12:00	09/18/17 19:05	93951-73-6	
1,2-Dichlorobenzene-d4 (S)	74	%.	16-110	1	09/12/17 12:00	09/18/17 19:05	2199-69-1	
8260C Volatile Organics	Analytical Method: EPA 8260C/5030C							
1,1,1-Trichloroethane	**<1.0**	ug/L	1.0	1		09/14/17 16:49	71-55-6	
1,1,2,2-Tetrachloroethane	**<1.0**	ug/L	1.0	1		09/14/17 16:49	79-34-5	
1,1,2-Trichloroethane	**<1.0**	ug/L	1.0	1		09/14/17 16:49	79-00-5	
1,1,2-Trichlorotrifluoroethane	**<1.0**	ug/L	1.0	1		09/14/17 16:49	76-13-1	
1,1-Dichloroethane	**<1.0**	ug/L	1.0	1		09/14/17 16:49	75-34-3	
1,1-Dichloroethene	**<1.0**	ug/L	1.0	1		09/14/17 16:49	75-35-4	
1,2,4-Trichlorobenzene	**<1.0**	ug/L	1.0	1		09/14/17 16:49	120-82-1	
1,2-Dibromo-3-chloropropane	**<1.0**	ug/L	1.0	1		09/14/17 16:49	96-12-8	
1,2-Dibromoethane (EDB)	**<1.0**	ug/L	1.0	1		09/14/17 16:49	106-93-4	
1,2-Dichlorobenzene	**<1.0**	ug/L	1.0	1		09/14/17 16:49	95-50-1	
1,2-Dichloroethane	**<1.0**	ug/L	1.0	1		09/14/17 16:49	107-06-2	
1,2-Dichloropropane	**<1.0**	ug/L	1.0	1		09/14/17 16:49	78-87-5	
1,3-Dichlorobenzene	**<1.0**	ug/L	1.0	1		09/14/17 16:49	541-73-1	
1,4-Dichlorobenzene	**<1.0**	ug/L	1.0	1		09/14/17 16:49	106-46-7	
2-Butanone (MEK)	**1.5J**	ug/L	5.0	1		09/14/17 16:49	78-93-3	
2-Hexanone	**<5.0**	ug/L	5.0	1		09/14/17 16:49	591-78-6	
4-Methyl-2-pentanone (MIBK)	**<5.0**	ug/L	5.0	1		09/14/17 16:49	108-10-1	
Acetone	**69.0**	ug/L	5.0	1		09/14/17 16:49	67-64-1	
Benzene	**<1.0**	ug/L	1.0	1		09/14/17 16:49	71-43-2	

This report shall not be reproduced, except in full,
without the written consent of Pace Analytical Services, LLC.

Pace Analytical Services, LLC
575 Broad Hollow Road
Melville, NY 11747
(631)694-3040

ANALYTICAL RESULTS

Project: KODAK HAWKEYE FACILITY
Pace Project No.: 7029505

Sample: MW-2 **Lab ID: 7029505001** Collected: 09/06/17 10:10 Received: 09/09/17 10:30 Matrix: Water

Parameters	Results	Units	Report Limit	DF	Prepared	Analyzed	CAS No.	Qual
8260C Volatile Organics	Analytical Method: EPA 8260C/5030C							
Bromodichloromethane	**<1.0**	ug/L	1.0	1		09/14/17 16:49	75-27-4	
Bromoform	**<1.0**	ug/L	1.0	1		09/14/17 16:49	75-25-2	
Bromomethane	**<1.0**	ug/L	1.0	1		09/14/17 16:49	74-83-9	
Carbon disulfide	**<1.0**	ug/L	1.0	1		09/14/17 16:49	75-15-0	
Carbon tetrachloride	**<1.0**	ug/L	1.0	1		09/14/17 16:49	56-23-5	
Chlorobenzene	**<1.0**	ug/L	1.0	1		09/14/17 16:49	108-90-7	
Chloroethane	**<1.0**	ug/L	1.0	1		09/14/17 16:49	75-00-3	
Chloroform	**<1.0**	ug/L	1.0	1		09/14/17 16:49	67-66-3	
Chloromethane	**<1.0**	ug/L	1.0	1		09/14/17 16:49	74-87-3	CL
Cyclohexane	**<1.0**	ug/L	1.0	1		09/14/17 16:49	110-82-7	
Dibromochloromethane	**<1.0**	ug/L	1.0	1		09/14/17 16:49	124-48-1	
Dichlorodifluoromethane	**<1.0**	ug/L	1.0	1		09/14/17 16:49	75-71-8	CL
Ethylbenzene	**<1.0**	ug/L	1.0	1		09/14/17 16:49	100-41-4	
Isopropylbenzene (Cumene)	**<1.0**	ug/L	1.0	1		09/14/17 16:49	98-82-8	
Methyl acetate	**<1.0**	ug/L	1.0	1		09/14/17 16:49	79-20-9	
Methyl-tert-butyl ether	**<1.0**	ug/L	1.0	1		09/14/17 16:49	1634-04-4	
Methylcyclohexane	**<1.0**	ug/L	1.0	1		09/14/17 16:49	108-87-2	
Methylene Chloride	**<1.0**	ug/L	1.0	1		09/14/17 16:49	75-09-2	
Styrene	**<1.0**	ug/L	1.0	1		09/14/17 16:49	100-42-5	
Tetrachloroethene	**<1.0**	ug/L	1.0	1		09/14/17 16:49	127-18-4	
Toluene	**<1.0**	ug/L	1.0	1		09/14/17 16:49	108-88-3	
Trichloroethene	**<1.0**	ug/L	1.0	1		09/14/17 16:49	79-01-6	
Trichlorofluoromethane	**<1.0**	ug/L	1.0	1		09/14/17 16:49	75-69-4	
Vinyl chloride	**<1.0**	ug/L	1.0	1		09/14/17 16:49	75-01-4	
Xylene (Total)	**<2.0**	ug/L	2.0	1		09/14/17 16:49	1330-20-7	
cis-1,2-Dichloroethene	**<1.0**	ug/L	1.0	1		09/14/17 16:49	156-59-2	
cis-1,3-Dichloropropene	**<1.0**	ug/L	1.0	1		09/14/17 16:49	10061-01-5	
trans-1,2-Dichloroethene	**<1.0**	ug/L	1.0	1		09/14/17 16:49	156-60-5	
trans-1,3-Dichloropropene	**<1.0**	ug/L	1.0	1		09/14/17 16:49	10061-02-6	L1
Surrogates								
1,2-Dichloroethane-d4 (S)	123	%.	68-153	1		09/14/17 16:49	17060-07-0	
4-Bromofluorobenzene (S)	93	%.	79-124	1		09/14/17 16:49	460-00-4	
Toluene-d8 (S)	88	%.	69-124	1		09/14/17 16:49	2037-26-5	

This report shall not be reproduced, except in full,
without the written consent of Pace Analytical Services, LLC.

Pace Analytical Services, LLC
575 Broad Hollow Road
Melville, NY 11747
(631)694-3040

ANALYTICAL RESULTS

Project: KODAK HAWKEYE FACILITY
Pace Project No.: 7029505

Sample: MW-1 **Lab ID: 7029505002** Collected: 09/06/17 10:30 Received: 09/09/17 10:30 Matrix: Water

Parameters	Results	Units	Report Limit	DF	Prepared	Analyzed	CAS No.	Qual
8260C Volatile Organics	Analytical Method: EPA 8260C/5030C							
1,1,1-Trichloroethane	**<1.0**	ug/L	1.0	1		09/14/17 17:07	71-55-6	
1,1,2,2-Tetrachloroethane	**<1.0**	ug/L	1.0	1		09/14/17 17:07	79-34-5	
1,1,2-Trichloroethane	**<1.0**	ug/L	1.0	1		09/14/17 17:07	79-00-5	
1,1,2-Trichlorotrifluoroethane	**<1.0**	ug/L	1.0	1		09/14/17 17:07	76-13-1	
1,1-Dichloroethane	**<1.0**	ug/L	1.0	1		09/14/17 17:07	75-34-3	
1,1-Dichloroethene	**<1.0**	ug/L	1.0	1		09/14/17 17:07	75-35-4	
1,2,4-Trichlorobenzene	**<1.0**	ug/L	1.0	1		09/14/17 17:07	120-82-1	
1,2-Dibromo-3-chloropropane	**<1.0**	ug/L	1.0	1		09/14/17 17:07	96-12-8	
1,2-Dibromoethane (EDB)	**<1.0**	ug/L	1.0	1		09/14/17 17:07	106-93-4	
1,2-Dichlorobenzene	**<1.0**	ug/L	1.0	1		09/14/17 17:07	95-50-1	
1,2-Dichloroethane	**<1.0**	ug/L	1.0	1		09/14/17 17:07	107-06-2	
1,2-Dichloropropane	**<1.0**	ug/L	1.0	1		09/14/17 17:07	78-87-5	
1,3-Dichlorobenzene	**<1.0**	ug/L	1.0	1		09/14/17 17:07	541-73-1	
1,4-Dichlorobenzene	**<1.0**	ug/L	1.0	1		09/14/17 17:07	106-46-7	
2-Butanone (MEK)	**<5.0**	ug/L	5.0	1		09/14/17 17:07	78-93-3	
2-Hexanone	**<5.0**	ug/L	5.0	1		09/14/17 17:07	591-78-6	
4-Methyl-2-pentanone (MIBK)	**<5.0**	ug/L	5.0	1		09/14/17 17:07	108-10-1	
Acetone	**45.2**	ug/L	5.0	1		09/14/17 17:07	67-64-1	
Benzene	**<1.0**	ug/L	1.0	1		09/14/17 17:07	71-43-2	
Bromodichloromethane	**<1.0**	ug/L	1.0	1		09/14/17 17:07	75-27-4	
Bromoform	**<1.0**	ug/L	1.0	1		09/14/17 17:07	75-25-2	
Bromomethane	**<1.0**	ug/L	1.0	1		09/14/17 17:07	74-83-9	
Carbon disulfide	**<1.0**	ug/L	1.0	1		09/14/17 17:07	75-15-0	
Carbon tetrachloride	**<1.0**	ug/L	1.0	1		09/14/17 17:07	56-23-5	
Chlorobenzene	**<1.0**	ug/L	1.0	1		09/14/17 17:07	108-90-7	
Chloroethane	**<1.0**	ug/L	1.0	1		09/14/17 17:07	75-00-3	
Chloroform	**<1.0**	ug/L	1.0	1		09/14/17 17:07	67-66-3	
Chloromethane	**<1.0**	ug/L	1.0	1		09/14/17 17:07	74-87-3	CL
Cyclohexane	**<1.0**	ug/L	1.0	1		09/14/17 17:07	110-82-7	
Dibromochloromethane	**<1.0**	ug/L	1.0	1		09/14/17 17:07	124-48-1	
Dichlorodifluoromethane	**<1.0**	ug/L	1.0	1		09/14/17 17:07	75-71-8	CL
Ethylbenzene	**<1.0**	ug/L	1.0	1		09/14/17 17:07	100-41-4	
Isopropylbenzene (Cumene)	**<1.0**	ug/L	1.0	1		09/14/17 17:07	98-82-8	
Methyl acetate	**<1.0**	ug/L	1.0	1		09/14/17 17:07	79-20-9	
Methyl-tert-butyl ether	**<1.0**	ug/L	1.0	1		09/14/17 17:07	1634-04-4	
Methylcyclohexane	**<1.0**	ug/L	1.0	1		09/14/17 17:07	108-87-2	
Methylene Chloride	**<1.0**	ug/L	1.0	1		09/14/17 17:07	75-09-2	
Styrene	**<1.0**	ug/L	1.0	1		09/14/17 17:07	100-42-5	
Tetrachloroethene	**<1.0**	ug/L	1.0	1		09/14/17 17:07	127-18-4	
Toluene	**<1.0**	ug/L	1.0	1		09/14/17 17:07	108-88-3	
Trichloroethene	**<1.0**	ug/L	1.0	1		09/14/17 17:07	79-01-6	
Trichlorofluoromethane	**<1.0**	ug/L	1.0	1		09/14/17 17:07	75-69-4	
Vinyl chloride	**<1.0**	ug/L	1.0	1		09/14/17 17:07	75-01-4	
Xylene (Total)	**<2.0**	ug/L	2.0	1		09/14/17 17:07	1330-20-7	
cis-1,2-Dichloroethene	**<1.0**	ug/L	1.0	1		09/14/17 17:07	156-59-2	
cis-1,3-Dichloropropene	**<1.0**	ug/L	1.0	1		09/14/17 17:07	10061-01-5	
trans-1,2-Dichloroethene	**<1.0**	ug/L	1.0	1		09/14/17 17:07	156-60-5	

This report shall not be reproduced, except in full,
without the written consent of Pace Analytical Services, LLC.

Pace Analytical Services, LLC
575 Broad Hollow Road
Melville, NY 11747
(631)694-3040

ANALYTICAL RESULTS

Project: KODAK HAWKEYE FACILITY
Pace Project No.: 7029505

Sample: MW-1 **Lab ID: 7029505002** Collected: 09/06/17 10:30 Received: 09/09/17 10:30 Matrix: Water

Parameters	Results	Units	Report Limit	DF	Prepared	Analyzed	CAS No.	Qual
8260C Volatile Organics	Analytical Method: EPA 8260C/5030C							
trans-1,3-Dichloropropene	**<1.0**	ug/L	1.0	1		09/14/17 17:07	10061-02-6	L1
Surrogates								
1,2-Dichloroethane-d4 (S)	110	%.	68-153	1		09/14/17 17:07	17060-07-0	
4-Bromofluorobenzene (S)	102	%.	79-124	1		09/14/17 17:07	460-00-4	
Toluene-d8 (S)	100	%.	69-124	1		09/14/17 17:07	2037-26-5	

This report shall not be reproduced, except in full,
without the written consent of Pace Analytical Services, LLC.

Pace Analytical Services, LLC
575 Broad Hollow Road
Melville, NY 11747
(631)694-3040

ANALYTICAL RESULTS

Project: KODAK HAWKEYE FACILITY
Pace Project No.: 7029505

Sample: SL6SE **Lab ID: 7029505003** Collected: 09/06/17 11:15 Received: 09/09/17 10:30 Matrix: Water

Parameters	Results	Units	Report Limit	DF	Prepared	Analyzed	CAS No.	Qual
6010 MET ICP	Analytical Method: EPA 6010C Preparation Method: EPA 3005A							
Aluminum	**<200**	ug/L	200	1	09/15/17 09:42	09/17/17 10:53	7429-90-5	
Antimony	**<60.0**	ug/L	60.0	1	09/15/17 09:42	09/17/17 10:53	7440-36-0	
Arsenic	**<10.0**	ug/L	10.0	1	09/15/17 09:42	09/17/17 10:53	7440-38-2	
Barium	**63.2J**	ug/L	200	1	09/15/17 09:42	09/17/17 10:53	7440-39-3	
Beryllium	**<5.0**	ug/L	5.0	1	09/15/17 09:42	09/17/17 10:53	7440-41-7	
Cadmium	**<2.5**	ug/L	2.5	1	09/15/17 09:42	09/17/17 10:53	7440-43-9	
Calcium	**14400**	ug/L	200	1	09/15/17 09:42	09/17/17 10:53	7440-70-2	
Chromium	**<10.0**	ug/L	10.0	1	09/15/17 09:42	09/17/17 10:53	7440-47-3	
Cobalt	**<50.0**	ug/L	50.0	1	09/15/17 09:42	09/17/17 10:53	7440-48-4	
Copper	**<25.0**	ug/L	25.0	1	09/15/17 09:42	09/17/17 10:53	7440-50-8	
Iron	**1290**	ug/L	20.0	1	09/15/17 09:42	09/17/17 10:53	7439-89-6	
Lead	**<5.0**	ug/L	5.0	1	09/15/17 09:42	09/17/17 10:53	7439-92-1	
Magnesium	**2210**	ug/L	200	1	09/15/17 09:42	09/17/17 10:53	7439-95-4	
Manganese	**6.2J**	ug/L	10.0	1	09/15/17 09:42	09/17/17 10:53	7439-96-5	
Nickel	**<40.0**	ug/L	40.0	1	09/15/17 09:42	09/17/17 10:53	7440-02-0	
Potassium	**2400J**	ug/L	5000	1	09/15/17 09:42	09/17/17 10:53	7440-09-7	
Selenium	**<10.0**	ug/L	10.0	1	09/15/17 09:42	09/17/17 10:53	7782-49-2	
Silver	**<10.0**	ug/L	10.0	1	09/15/17 09:42	09/17/17 10:53	7440-22-4	
Sodium	**498000**	ug/L	5000	1	09/15/17 09:42	09/17/17 10:53	7440-23-5	
Thallium	**<10.0**	ug/L	10.0	1	09/15/17 09:42	09/17/17 10:53	7440-28-0	
Vanadium	**1.9J**	ug/L	50.0	1	09/15/17 09:42	09/17/17 10:53	7440-62-2	
Zinc	**<20.0**	ug/L	20.0	1	09/15/17 09:42	09/17/17 10:53	7440-66-6	
7470 Mercury	Analytical Method: EPA 7470A Preparation Method: EPA 7470A							
Mercury	**0.056J**	ug/L	0.20	1	09/18/17 10:34	09/18/17 16:09	7439-97-6	B
8260C Volatile Organics	Analytical Method: EPA 8260C/5030C							
1,1,1-Trichloroethane	**<1.0**	ug/L	1.0	1		09/14/17 17:25	71-55-6	
1,1,2,2-Tetrachloroethane	**<1.0**	ug/L	1.0	1		09/14/17 17:25	79-34-5	
1,1,2-Trichloroethane	**<1.0**	ug/L	1.0	1		09/14/17 17:25	79-00-5	
1,1,2-Trichlorotrifluoroethane	**<1.0**	ug/L	1.0	1		09/14/17 17:25	76-13-1	
1,1-Dichloroethane	**<1.0**	ug/L	1.0	1		09/14/17 17:25	75-34-3	
1,1-Dichloroethene	**<1.0**	ug/L	1.0	1		09/14/17 17:25	75-35-4	
1,2,4-Trichlorobenzene	**<1.0**	ug/L	1.0	1		09/14/17 17:25	120-82-1	
1,2-Dibromo-3-chloropropane	**<1.0**	ug/L	1.0	1		09/14/17 17:25	96-12-8	
1,2-Dibromoethane (EDB)	**<1.0**	ug/L	1.0	1		09/14/17 17:25	106-93-4	
1,2-Dichlorobenzene	**<1.0**	ug/L	1.0	1		09/14/17 17:25	95-50-1	
1,2-Dichloroethane	**<1.0**	ug/L	1.0	1		09/14/17 17:25	107-06-2	
1,2-Dichloropropane	**<1.0**	ug/L	1.0	1		09/14/17 17:25	78-87-5	
1,3-Dichlorobenzene	**<1.0**	ug/L	1.0	1		09/14/17 17:25	541-73-1	
1,4-Dichlorobenzene	**<1.0**	ug/L	1.0	1		09/14/17 17:25	106-46-7	
2-Butanone (MEK)	**<5.0**	ug/L	5.0	1		09/14/17 17:25	78-93-3	
2-Hexanone	**<5.0**	ug/L	5.0	1		09/14/17 17:25	591-78-6	
4-Methyl-2-pentanone (MIBK)	**<5.0**	ug/L	5.0	1		09/14/17 17:25	108-10-1	
Acetone	**34.4**	ug/L	5.0	1		09/14/17 17:25	67-64-1	
Benzene	**<1.0**	ug/L	1.0	1		09/14/17 17:25	71-43-2	

This report shall not be reproduced, except in full,
without the written consent of Pace Analytical Services, LLC.

Pace Analytical Services, LLC
575 Broad Hollow Road
Melville, NY 11747
(631)694-3040

ANALYTICAL RESULTS

Project: KODAK HAWKEYE FACILITY
Pace Project No.: 7029505

Sample: SL6SE **Lab ID: 7029505003** Collected: 09/06/17 11:15 Received: 09/09/17 10:30 Matrix: Water

Parameters	Results	Units	Report Limit	DF	Prepared	Analyzed	CAS No.	Qual
8260C Volatile Organics	Analytical Method: EPA 8260C/5030C							
Bromodichloromethane	**<1.0**	ug/L	1.0	1		09/14/17 17:25	75-27-4	
Bromoform	**<1.0**	ug/L	1.0	1		09/14/17 17:25	75-25-2	
Bromomethane	**<1.0**	ug/L	1.0	1		09/14/17 17:25	74-83-9	
Carbon disulfide	**<1.0**	ug/L	1.0	1		09/14/17 17:25	75-15-0	
Carbon tetrachloride	**<1.0**	ug/L	1.0	1		09/14/17 17:25	56-23-5	
Chlorobenzene	**<1.0**	ug/L	1.0	1		09/14/17 17:25	108-90-7	
Chloroethane	**<1.0**	ug/L	1.0	1		09/14/17 17:25	75-00-3	
Chloroform	**<1.0**	ug/L	1.0	1		09/14/17 17:25	67-66-3	
Chloromethane	**<1.0**	ug/L	1.0	1		09/14/17 17:25	74-87-3	CL
Cyclohexane	**<1.0**	ug/L	1.0	1		09/14/17 17:25	110-82-7	
Dibromochloromethane	**<1.0**	ug/L	1.0	1		09/14/17 17:25	124-48-1	
Dichlorodifluoromethane	**<1.0**	ug/L	1.0	1		09/14/17 17:25	75-71-8	CL
Ethylbenzene	**2.0**	ug/L	1.0	1		09/14/17 17:25	100-41-4	
Isopropylbenzene (Cumene)	**14.8**	ug/L	1.0	1		09/14/17 17:25	98-82-8	
Methyl acetate	**<1.0**	ug/L	1.0	1		09/14/17 17:25	79-20-9	
Methyl-tert-butyl ether	**<1.0**	ug/L	1.0	1		09/14/17 17:25	1634-04-4	
Methylcyclohexane	**16.2**	ug/L	1.0	1		09/14/17 17:25	108-87-2	
Methylene Chloride	**<1.0**	ug/L	1.0	1		09/14/17 17:25	75-09-2	
Styrene	**<1.0**	ug/L	1.0	1		09/14/17 17:25	100-42-5	
Tetrachloroethene	**<1.0**	ug/L	1.0	1		09/14/17 17:25	127-18-4	
Toluene	**<1.0**	ug/L	1.0	1		09/14/17 17:25	108-88-3	
Trichloroethene	**<1.0**	ug/L	1.0	1		09/14/17 17:25	79-01-6	
Trichlorofluoromethane	**<1.0**	ug/L	1.0	1		09/14/17 17:25	75-69-4	
Vinyl chloride	**<1.0**	ug/L	1.0	1		09/14/17 17:25	75-01-4	
Xylene (Total)	**21.9**	ug/L	2.0	1		09/14/17 17:25	1330-20-7	
cis-1,2-Dichloroethene	**<1.0**	ug/L	1.0	1		09/14/17 17:25	156-59-2	
cis-1,3-Dichloropropene	**<1.0**	ug/L	1.0	1		09/14/17 17:25	10061-01-5	
trans-1,2-Dichloroethene	**<1.0**	ug/L	1.0	1		09/14/17 17:25	156-60-5	
trans-1,3-Dichloropropene	**<1.0**	ug/L	1.0	1		09/14/17 17:25	10061-02-6	L1
Surrogates								
1,2-Dichloroethane-d4 (S)	90	%.	68-153	1		09/14/17 17:25	17060-07-0	
4-Bromofluorobenzene (S)	82	%.	79-124	1		09/14/17 17:25	460-00-4	
Toluene-d8 (S)	83	%.	69-124	1		09/14/17 17:25	2037-26-5	

This report shall not be reproduced, except in full,
without the written consent of Pace Analytical Services, LLC.

Pace Analytical Services, LLC
575 Broad Hollow Road
Melville, NY 11747
(631)694-3040

ANALYTICAL RESULTS

Project: KODAK HAWKEYE FACILITY
Pace Project No.: 7029505

Sample: MW-4 **Lab ID: 7029505004** Collected: 09/06/17 12:40 Received: 09/09/17 10:30 Matrix: Water

Parameters	Results	Units	Report Limit	DF	Prepared	Analyzed	CAS No.	Qual
8260C Volatile Organics	Analytical Method: EPA 8260C/5030C							
1,1,1-Trichloroethane	**<1.0**	ug/L	1.0	1		09/14/17 17:43	71-55-6	
1,1,2,2-Tetrachloroethane	**<1.0**	ug/L	1.0	1		09/14/17 17:43	79-34-5	
1,1,2-Trichloroethane	**<1.0**	ug/L	1.0	1		09/14/17 17:43	79-00-5	
1,1,2-Trichlorotrifluoroethane	**<1.0**	ug/L	1.0	1		09/14/17 17:43	76-13-1	
1,1-Dichloroethane	**<1.0**	ug/L	1.0	1		09/14/17 17:43	75-34-3	
1,1-Dichloroethene	**<1.0**	ug/L	1.0	1		09/14/17 17:43	75-35-4	
1,2,4-Trichlorobenzene	**<1.0**	ug/L	1.0	1		09/14/17 17:43	120-82-1	
1,2-Dibromo-3-chloropropane	**<1.0**	ug/L	1.0	1		09/14/17 17:43	96-12-8	
1,2-Dibromoethane (EDB)	**<1.0**	ug/L	1.0	1		09/14/17 17:43	106-93-4	
1,2-Dichlorobenzene	**<1.0**	ug/L	1.0	1		09/14/17 17:43	95-50-1	
1,2-Dichloroethane	**<1.0**	ug/L	1.0	1		09/14/17 17:43	107-06-2	
1,2-Dichloropropane	**<1.0**	ug/L	1.0	1		09/14/17 17:43	78-87-5	
1,3-Dichlorobenzene	**<1.0**	ug/L	1.0	1		09/14/17 17:43	541-73-1	
1,4-Dichlorobenzene	**<1.0**	ug/L	1.0	1		09/14/17 17:43	106-46-7	
2-Butanone (MEK)	**<5.0**	ug/L	5.0	1		09/14/17 17:43	78-93-3	
2-Hexanone	**<5.0**	ug/L	5.0	1		09/14/17 17:43	591-78-6	
4-Methyl-2-pentanone (MIBK)	**<5.0**	ug/L	5.0	1		09/14/17 17:43	108-10-1	
Acetone	**40.9**	ug/L	5.0	1		09/14/17 17:43	67-64-1	
Benzene	**<1.0**	ug/L	1.0	1		09/14/17 17:43	71-43-2	
Bromodichloromethane	**<1.0**	ug/L	1.0	1		09/14/17 17:43	75-27-4	
Bromoform	**<1.0**	ug/L	1.0	1		09/14/17 17:43	75-25-2	
Bromomethane	**<1.0**	ug/L	1.0	1		09/14/17 17:43	74-83-9	
Carbon disulfide	**<1.0**	ug/L	1.0	1		09/14/17 17:43	75-15-0	
Carbon tetrachloride	**<1.0**	ug/L	1.0	1		09/14/17 17:43	56-23-5	
Chlorobenzene	**<1.0**	ug/L	1.0	1		09/14/17 17:43	108-90-7	
Chloroethane	**<1.0**	ug/L	1.0	1		09/14/17 17:43	75-00-3	
Chloroform	**<1.0**	ug/L	1.0	1		09/14/17 17:43	67-66-3	
Chloromethane	**<1.0**	ug/L	1.0	1		09/14/17 17:43	74-87-3	CL
Cyclohexane	**<1.0**	ug/L	1.0	1		09/14/17 17:43	110-82-7	
Dibromochloromethane	**<1.0**	ug/L	1.0	1		09/14/17 17:43	124-48-1	
Dichlorodifluoromethane	**<1.0**	ug/L	1.0	1		09/14/17 17:43	75-71-8	CL
Ethylbenzene	**<1.0**	ug/L	1.0	1		09/14/17 17:43	100-41-4	
Isopropylbenzene (Cumene)	**1.5**	ug/L	1.0	1		09/14/17 17:43	98-82-8	
Methyl acetate	**<1.0**	ug/L	1.0	1		09/14/17 17:43	79-20-9	
Methyl-tert-butyl ether	**<1.0**	ug/L	1.0	1		09/14/17 17:43	1634-04-4	
Methylcyclohexane	**3.9**	ug/L	1.0	1		09/14/17 17:43	108-87-2	
Methylene Chloride	**<1.0**	ug/L	1.0	1		09/14/17 17:43	75-09-2	
Styrene	**<1.0**	ug/L	1.0	1		09/14/17 17:43	100-42-5	
Tetrachloroethene	**<1.0**	ug/L	1.0	1		09/14/17 17:43	127-18-4	
Toluene	**1.5**	ug/L	1.0	1		09/14/17 17:43	108-88-3	
Trichloroethene	**<1.0**	ug/L	1.0	1		09/14/17 17:43	79-01-6	
Trichlorofluoromethane	**<1.0**	ug/L	1.0	1		09/14/17 17:43	75-69-4	
Vinyl chloride	**<1.0**	ug/L	1.0	1		09/14/17 17:43	75-01-4	
Xylene (Total)	**1.3J**	ug/L	2.0	1		09/14/17 17:43	1330-20-7	
cis-1,2-Dichloroethene	**<1.0**	ug/L	1.0	1		09/14/17 17:43	156-59-2	
cis-1,3-Dichloropropene	**<1.0**	ug/L	1.0	1		09/14/17 17:43	10061-01-5	
trans-1,2-Dichloroethene	**<1.0**	ug/L	1.0	1		09/14/17 17:43	156-60-5	

This report shall not be reproduced, except in full,
without the written consent of Pace Analytical Services, LLC.

Pace Analytical Services, LLC
575 Broad Hollow Road
Melville, NY 11747
(631)694-3040

ANALYTICAL RESULTS

Project: KODAK HAWKEYE FACILITY
Pace Project No.: 7029505

Sample: MW-4 **Lab ID: 7029505004** Collected: 09/06/17 12:40 Received: 09/09/17 10:30 Matrix: Water

Parameters	Results	Units	Report Limit	DF	Prepared	Analyzed	CAS No.	Qual
8260C Volatile Organics	Analytical Method: EPA 8260C/5030C							
trans-1,3-Dichloropropene	**<1.0**	ug/L	1.0	1		09/14/17 17:43	10061-02-6	L1
Surrogates								
1,2-Dichloroethane-d4 (S)	95	%.	68-153	1		09/14/17 17:43	17060-07-0	
4-Bromofluorobenzene (S)	105	%.	79-124	1		09/14/17 17:43	460-00-4	
Toluene-d8 (S)	100	%.	69-124	1		09/14/17 17:43	2037-26-5	

This report shall not be reproduced, except in full,
without the written consent of Pace Analytical Services, LLC.

Pace Analytical Services, LLC
575 Broad Hollow Road
Melville, NY 11747
(631)694-3040

ANALYTICAL RESULTS

Project: KODAK HAWKEYE FACILITY
Pace Project No.: 7029505

Sample: IB5SW2 **Lab ID: 7029505005** Collected: 09/06/17 14:10 Received: 09/09/17 10:30 Matrix: Water

Parameters	Results	Units	Report Limit	DF	Prepared	Analyzed	CAS No.	Qual
8260C Volatile Organics	Analytical Method: EPA 8260C/5030C							
1,1,1-Trichloroethane	**<1.0**	ug/L	1.0	1		09/14/17 18:01	71-55-6	
1,1,2,2-Tetrachloroethane	**<1.0**	ug/L	1.0	1		09/14/17 18:01	79-34-5	
1,1,2-Trichloroethane	**<1.0**	ug/L	1.0	1		09/14/17 18:01	79-00-5	
1,1,2-Trichlorotrifluoroethane	**<1.0**	ug/L	1.0	1		09/14/17 18:01	76-13-1	
1,1-Dichloroethane	**<1.0**	ug/L	1.0	1		09/14/17 18:01	75-34-3	
1,1-Dichloroethene	**<1.0**	ug/L	1.0	1		09/14/17 18:01	75-35-4	
1,2,4-Trichlorobenzene	**<1.0**	ug/L	1.0	1		09/14/17 18:01	120-82-1	
1,2-Dibromo-3-chloropropane	**<1.0**	ug/L	1.0	1		09/14/17 18:01	96-12-8	
1,2-Dibromoethane (EDB)	**<1.0**	ug/L	1.0	1		09/14/17 18:01	106-93-4	
1,2-Dichlorobenzene	**<1.0**	ug/L	1.0	1		09/14/17 18:01	95-50-1	
1,2-Dichloroethane	**<1.0**	ug/L	1.0	1		09/14/17 18:01	107-06-2	
1,2-Dichloropropane	**<1.0**	ug/L	1.0	1		09/14/17 18:01	78-87-5	
1,3-Dichlorobenzene	**<1.0**	ug/L	1.0	1		09/14/17 18:01	541-73-1	
1,4-Dichlorobenzene	**<1.0**	ug/L	1.0	1		09/14/17 18:01	106-46-7	
2-Butanone (MEK)	**<5.0**	ug/L	5.0	1		09/14/17 18:01	78-93-3	
2-Hexanone	**<5.0**	ug/L	5.0	1		09/14/17 18:01	591-78-6	
4-Methyl-2-pentanone (MIBK)	**<5.0**	ug/L	5.0	1		09/14/17 18:01	108-10-1	
Acetone	**52.7**	ug/L	5.0	1		09/14/17 18:01	67-64-1	
Benzene	**<1.0**	ug/L	1.0	1		09/14/17 18:01	71-43-2	
Bromodichloromethane	**<1.0**	ug/L	1.0	1		09/14/17 18:01	75-27-4	
Bromoform	**<1.0**	ug/L	1.0	1		09/14/17 18:01	75-25-2	
Bromomethane	**<1.0**	ug/L	1.0	1		09/14/17 18:01	74-83-9	
Carbon disulfide	**<1.0**	ug/L	1.0	1		09/14/17 18:01	75-15-0	
Carbon tetrachloride	**<1.0**	ug/L	1.0	1		09/14/17 18:01	56-23-5	
Chlorobenzene	**<1.0**	ug/L	1.0	1		09/14/17 18:01	108-90-7	
Chloroethane	**<1.0**	ug/L	1.0	1		09/14/17 18:01	75-00-3	
Chloroform	**<1.0**	ug/L	1.0	1		09/14/17 18:01	67-66-3	
Chloromethane	**<1.0**	ug/L	1.0	1		09/14/17 18:01	74-87-3	CL
Cyclohexane	**<1.0**	ug/L	1.0	1		09/14/17 18:01	110-82-7	
Dibromochloromethane	**<1.0**	ug/L	1.0	1		09/14/17 18:01	124-48-1	
Dichlorodifluoromethane	**<1.0**	ug/L	1.0	1		09/14/17 18:01	75-71-8	CL
Ethylbenzene	**<1.0**	ug/L	1.0	1		09/14/17 18:01	100-41-4	
Isopropylbenzene (Cumene)	**<1.0**	ug/L	1.0	1		09/14/17 18:01	98-82-8	
Methyl acetate	**<1.0**	ug/L	1.0	1		09/14/17 18:01	79-20-9	
Methyl-tert-butyl ether	**<1.0**	ug/L	1.0	1		09/14/17 18:01	1634-04-4	
Methylcyclohexane	**<1.0**	ug/L	1.0	1		09/14/17 18:01	108-87-2	
Methylene Chloride	**<1.0**	ug/L	1.0	1		09/14/17 18:01	75-09-2	
Styrene	**<1.0**	ug/L	1.0	1		09/14/17 18:01	100-42-5	
Tetrachloroethene	**<1.0**	ug/L	1.0	1		09/14/17 18:01	127-18-4	
Toluene	**<1.0**	ug/L	1.0	1		09/14/17 18:01	108-88-3	
Trichloroethene	**2.1**	ug/L	1.0	1		09/14/17 18:01	79-01-6	
Trichlorofluoromethane	**<1.0**	ug/L	1.0	1		09/14/17 18:01	75-69-4	
Vinyl chloride	**<1.0**	ug/L	1.0	1		09/14/17 18:01	75-01-4	
Xylene (Total)	**<2.0**	ug/L	2.0	1		09/14/17 18:01	1330-20-7	
cis-1,2-Dichloroethene	**<1.0**	ug/L	1.0	1		09/14/17 18:01	156-59-2	
cis-1,3-Dichloropropene	**<1.0**	ug/L	1.0	1		09/14/17 18:01	10061-01-5	
trans-1,2-Dichloroethene	**<1.0**	ug/L	1.0	1		09/14/17 18:01	156-60-5	

This report shall not be reproduced, except in full,
without the written consent of Pace Analytical Services, LLC.

Pace Analytical Services, LLC
575 Broad Hollow Road
Melville, NY 11747
(631)694-3040

ANALYTICAL RESULTS

Project: KODAK HAWKEYE FACILITY
Pace Project No.: 7029505

Sample: IB5SW2 **Lab ID: 7029505005** Collected: 09/06/17 14:10 Received: 09/09/17 10:30 Matrix: Water

Parameters	Results	Units	Report Limit	DF	Prepared	Analyzed	CAS No.	Qual
8260C Volatile Organics	Analytical Method: EPA 8260C/5030C							
trans-1,3-Dichloropropene	**<1.0**	ug/L	1.0	1		09/14/17 18:01	10061-02-6	L1
Surrogates								
1,2-Dichloroethane-d4 (S)	93	%.	68-153	1		09/14/17 18:01	17060-07-0	
4-Bromofluorobenzene (S)	104	%.	79-124	1		09/14/17 18:01	460-00-4	
Toluene-d8 (S)	97	%.	69-124	1		09/14/17 18:01	2037-26-5	

This report shall not be reproduced, except in full,
without the written consent of Pace Analytical Services, LLC.

Pace Analytical Services, LLC
575 Broad Hollow Road
Melville, NY 11747
(631)694-3040

ANALYTICAL RESULTS

Project: KODAK HAWKEYE FACILITY
Pace Project No.: 7029505

Sample: IB5SW **Lab ID: 7029505006** Collected: 09/06/17 14:30 Received: 09/09/17 10:30 Matrix: Water

Parameters	Results	Units	Report Limit	DF	Prepared	Analyzed	CAS No.	Qual
8260C Volatile Organics	Analytical Method: EPA 8260C/5030C							
1,1,1-Trichloroethane	**<1.0**	ug/L	1.0	1		09/14/17 18:19	71-55-6	
1,1,2,2-Tetrachloroethane	**<1.0**	ug/L	1.0	1		09/14/17 18:19	79-34-5	
1,1,2-Trichloroethane	**<1.0**	ug/L	1.0	1		09/14/17 18:19	79-00-5	
1,1,2-Trichlorotrifluoroethane	**<1.0**	ug/L	1.0	1		09/14/17 18:19	76-13-1	
1,1-Dichloroethane	**<1.0**	ug/L	1.0	1		09/14/17 18:19	75-34-3	
1,1-Dichloroethene	**<1.0**	ug/L	1.0	1		09/14/17 18:19	75-35-4	
1,2,4-Trichlorobenzene	**<1.0**	ug/L	1.0	1		09/14/17 18:19	120-82-1	
1,2-Dibromo-3-chloropropane	**<1.0**	ug/L	1.0	1		09/14/17 18:19	96-12-8	
1,2-Dibromoethane (EDB)	**<1.0**	ug/L	1.0	1		09/14/17 18:19	106-93-4	
1,2-Dichlorobenzene	**<1.0**	ug/L	1.0	1		09/14/17 18:19	95-50-1	
1,2-Dichloroethane	**<1.0**	ug/L	1.0	1		09/14/17 18:19	107-06-2	
1,2-Dichloropropane	**<1.0**	ug/L	1.0	1		09/14/17 18:19	78-87-5	
1,3-Dichlorobenzene	**<1.0**	ug/L	1.0	1		09/14/17 18:19	541-73-1	
1,4-Dichlorobenzene	**<1.0**	ug/L	1.0	1		09/14/17 18:19	106-46-7	
2-Butanone (MEK)	**<5.0**	ug/L	5.0	1		09/14/17 18:19	78-93-3	
2-Hexanone	**<5.0**	ug/L	5.0	1		09/14/17 18:19	591-78-6	
4-Methyl-2-pentanone (MIBK)	**<5.0**	ug/L	5.0	1		09/14/17 18:19	108-10-1	
Acetone	**56.2**	ug/L	5.0	1		09/14/17 18:19	67-64-1	
Benzene	**<1.0**	ug/L	1.0	1		09/14/17 18:19	71-43-2	
Bromodichloromethane	**<1.0**	ug/L	1.0	1		09/14/17 18:19	75-27-4	
Bromoform	**<1.0**	ug/L	1.0	1		09/14/17 18:19	75-25-2	
Bromomethane	**<1.0**	ug/L	1.0	1		09/14/17 18:19	74-83-9	
Carbon disulfide	**<1.0**	ug/L	1.0	1		09/14/17 18:19	75-15-0	
Carbon tetrachloride	**<1.0**	ug/L	1.0	1		09/14/17 18:19	56-23-5	
Chlorobenzene	**<1.0**	ug/L	1.0	1		09/14/17 18:19	108-90-7	
Chloroethane	**<1.0**	ug/L	1.0	1		09/14/17 18:19	75-00-3	
Chloroform	**<1.0**	ug/L	1.0	1		09/14/17 18:19	67-66-3	
Chloromethane	**<1.0**	ug/L	1.0	1		09/14/17 18:19	74-87-3	CL
Cyclohexane	**<1.0**	ug/L	1.0	1		09/14/17 18:19	110-82-7	
Dibromochloromethane	**<1.0**	ug/L	1.0	1		09/14/17 18:19	124-48-1	
Dichlorodifluoromethane	**<1.0**	ug/L	1.0	1		09/14/17 18:19	75-71-8	CL
Ethylbenzene	**<1.0**	ug/L	1.0	1		09/14/17 18:19	100-41-4	
Isopropylbenzene (Cumene)	**<1.0**	ug/L	1.0	1		09/14/17 18:19	98-82-8	
Methyl acetate	**<1.0**	ug/L	1.0	1		09/14/17 18:19	79-20-9	
Methyl-tert-butyl ether	**<1.0**	ug/L	1.0	1		09/14/17 18:19	1634-04-4	
Methylcyclohexane	**<1.0**	ug/L	1.0	1		09/14/17 18:19	108-87-2	
Methylene Chloride	**<1.0**	ug/L	1.0	1		09/14/17 18:19	75-09-2	
Styrene	**<1.0**	ug/L	1.0	1		09/14/17 18:19	100-42-5	
Tetrachloroethene	**<1.0**	ug/L	1.0	1		09/14/17 18:19	127-18-4	
Toluene	**<1.0**	ug/L	1.0	1		09/14/17 18:19	108-88-3	
Trichloroethene	**<1.0**	ug/L	1.0	1		09/14/17 18:19	79-01-6	
Trichlorofluoromethane	**<1.0**	ug/L	1.0	1		09/14/17 18:19	75-69-4	
Vinyl chloride	**<1.0**	ug/L	1.0	1		09/14/17 18:19	75-01-4	
Xylene (Total)	**<2.0**	ug/L	2.0	1		09/14/17 18:19	1330-20-7	
cis-1,2-Dichloroethene	**<1.0**	ug/L	1.0	1		09/14/17 18:19	156-59-2	
cis-1,3-Dichloropropene	**<1.0**	ug/L	1.0	1		09/14/17 18:19	10061-01-5	
trans-1,2-Dichloroethene	**<1.0**	ug/L	1.0	1		09/14/17 18:19	156-60-5	

This report shall not be reproduced, except in full,
without the written consent of Pace Analytical Services, LLC.

Pace Analytical Services, LLC
575 Broad Hollow Road
Melville, NY 11747
(631)694-3040

ANALYTICAL RESULTS

Project: KODAK HAWKEYE FACILITY
Pace Project No.: 7029505

Sample: IB5SW **Lab ID: 7029505006** Collected: 09/06/17 14:30 Received: 09/09/17 10:30 Matrix: Water

Parameters	Results	Units	Report Limit	DF	Prepared	Analyzed	CAS No.	Qual
8260C Volatile Organics	Analytical Method: EPA 8260C/5030C							
trans-1,3-Dichloropropene	**<1.0**	ug/L	1.0	1		09/14/17 18:19	10061-02-6	L1
Surrogates								
1,2-Dichloroethane-d4 (S)	119	%.	68-153	1		09/14/17 18:19	17060-07-0	
4-Bromofluorobenzene (S)	102	%.	79-124	1		09/14/17 18:19	460-00-4	
Toluene-d8 (S)	99	%.	69-124	1		09/14/17 18:19	2037-26-5	

This report shall not be reproduced, except in full,
without the written consent of Pace Analytical Services, LLC.

Pace Analytical Services, LLC
575 Broad Hollow Road
Melville, NY 11747
(631)694-3040

ANALYTICAL RESULTS

Project: KODAK HAWKEYE FACILITY
Pace Project No.: 7029505

Sample: IB5SW **Lab ID: 7029505007** Collected: 09/06/17 14:30 Received: 09/09/17 10:30 Matrix: Water

Parameters	Results	Units	Report Limit	DF	Prepared	Analyzed	CAS No.	Qual
6010 MET ICP	Analytical Method: EPA 6010C Preparation Method: EPA 3005A							
Aluminum	**97.0J**	ug/L	200	1	09/15/17 09:42	09/17/17 10:58	7429-90-5	
Antimony	**<60.0**	ug/L	60.0	1	09/15/17 09:42	09/17/17 10:58	7440-36-0	
Arsenic	**<10.0**	ug/L	10.0	1	09/15/17 09:42	09/17/17 10:58	7440-38-2	
Barium	**14.2J**	ug/L	200	1	09/15/17 09:42	09/17/17 10:58	7440-39-3	
Beryllium	**<5.0**	ug/L	5.0	1	09/15/17 09:42	09/17/17 10:58	7440-41-7	
Cadmium	**0.19J**	ug/L	2.5	1	09/15/17 09:42	09/17/17 10:58	7440-43-9	B
Calcium	**21800**	ug/L	200	1	09/15/17 09:42	09/17/17 10:58	7440-70-2	
Chromium	**<10.0**	ug/L	10.0	1	09/15/17 09:42	09/17/17 10:58	7440-47-3	
Cobalt	**<50.0**	ug/L	50.0	1	09/15/17 09:42	09/17/17 10:58	7440-48-4	
Copper	**<25.0**	ug/L	25.0	1	09/15/17 09:42	09/17/17 10:58	7440-50-8	
Iron	**131**	ug/L	20.0	1	09/15/17 09:42	09/17/17 10:58	7439-89-6	
Lead	**1.6J**	ug/L	5.0	1	09/15/17 09:42	09/17/17 10:58	7439-92-1	
Magnesium	**6800**	ug/L	200	1	09/15/17 09:42	09/17/17 10:58	7439-95-4	
Manganese	**2.3J**	ug/L	10.0	1	09/15/17 09:42	09/17/17 10:58	7439-96-5	
Nickel	**<40.0**	ug/L	40.0	1	09/15/17 09:42	09/17/17 10:58	7440-02-0	
Potassium	**2710J**	ug/L	5000	1	09/15/17 09:42	09/17/17 10:58	7440-09-7	
Selenium	**<10.0**	ug/L	10.0	1	09/15/17 09:42	09/17/17 10:58	7782-49-2	
Silver	**<10.0**	ug/L	10.0	1	09/15/17 09:42	09/17/17 10:58	7440-22-4	
Sodium	**81900**	ug/L	5000	1	09/15/17 09:42	09/17/17 10:58	7440-23-5	
Thallium	**<10.0**	ug/L	10.0	1	09/15/17 09:42	09/17/17 10:58	7440-28-0	
Vanadium	**1.4J**	ug/L	50.0	1	09/15/17 09:42	09/17/17 10:58	7440-62-2	
Zinc	**<20.0**	ug/L	20.0	1	09/15/17 09:42	09/17/17 10:58	7440-66-6	
7470 Mercury	Analytical Method: EPA 7470A Preparation Method: EPA 7470A							
Mercury	**0.066J**	ug/L	0.20	1	09/18/17 10:34	09/18/17 16:11	7439-97-6	B
9014 Cyanide, Total	Analytical Method: EPA 9014 Total Cyanide Preparation Method: EPA 9010C							
Cyanide	**<10.0**	ug/L	10.0	1	09/18/17 09:46	09/18/17 18:18	57-12-5	

This report shall not be reproduced, except in full,
without the written consent of Pace Analytical Services, LLC.

Pace Analytical Services, LLC
575 Broad Hollow Road
Melville, NY 11747
(631)694-3040

ANALYTICAL RESULTS

Project: KODAK HAWKEYE FACILITY
Pace Project No.: 7029505

Sample: IB12SW **Lab ID: 7029505008** Collected: 09/06/17 15:20 Received: 09/09/17 10:30 Matrix: Water

Parameters	Results	Units	Report Limit	DF	Prepared	Analyzed	CAS No.	Qual
9014 Cyanide, Total	Analytical Method: EPA 9014 Total Cyanide Preparation Method: EPA 9010C							
Cyanide	**<10.0**	ug/L	10.0	1	09/18/17 09:46	09/18/17 18:20	57-12-5	

This report shall not be reproduced, except in full,
without the written consent of Pace Analytical Services, LLC.

Pace Analytical Services, LLC
575 Broad Hollow Road
Melville, NY 11747
(631)694-3040

ANALYTICAL RESULTS

Project: KODAK HAWKEYE FACILITY
Pace Project No.: 7029505

Sample: IB12SW **Lab ID: 7029505009** Collected: 09/06/17 15:20 Received: 09/09/17 10:30 Matrix: Water

Parameters	Results	Units	Report Limit	DF	Prepared	Analyzed	CAS No.	Qual
8260C Volatile Organics	Analytical Method: EPA 8260C/5030C							
1,1,1-Trichloroethane	**<1.0**	ug/L	1.0	1		09/14/17 19:49	71-55-6	M1
1,1,2,2-Tetrachloroethane	**<1.0**	ug/L	1.0	1		09/14/17 19:49	79-34-5	
1,1,2-Trichloroethane	**<1.0**	ug/L	1.0	1		09/14/17 19:49	79-00-5	M1
1,1,2-Trichlorotrifluoroethane	**<1.0**	ug/L	1.0	1		09/14/17 19:49	76-13-1	
1,1-Dichloroethane	**<1.0**	ug/L	1.0	1		09/14/17 19:49	75-34-3	
1,1-Dichloroethene	**<1.0**	ug/L	1.0	1		09/14/17 19:49	75-35-4	
1,2,4-Trichlorobenzene	**<1.0**	ug/L	1.0	1		09/14/17 19:49	120-82-1	R1
1,2-Dibromo-3-chloropropane	**<1.0**	ug/L	1.0	1		09/14/17 19:49	96-12-8	
1,2-Dibromoethane (EDB)	**<1.0**	ug/L	1.0	1		09/14/17 19:49	106-93-4	M1
1,2-Dichlorobenzene	**<1.0**	ug/L	1.0	1		09/14/17 19:49	95-50-1	
1,2-Dichloroethane	**<1.0**	ug/L	1.0	1		09/14/17 19:49	107-06-2	
1,2-Dichloropropane	**<1.0**	ug/L	1.0	1		09/14/17 19:49	78-87-5	M1
1,3-Dichlorobenzene	**<1.0**	ug/L	1.0	1		09/14/17 19:49	541-73-1	
1,4-Dichlorobenzene	**<1.0**	ug/L	1.0	1		09/14/17 19:49	106-46-7	
2-Butanone (MEK)	**<5.0**	ug/L	5.0	1		09/14/17 19:49	78-93-3	
2-Hexanone	**<5.0**	ug/L	5.0	1		09/14/17 19:49	591-78-6	
4-Methyl-2-pentanone (MIBK)	**<5.0**	ug/L	5.0	1		09/14/17 19:49	108-10-1	
Acetone	**41.2**	ug/L	5.0	1		09/14/17 19:49	67-64-1	
Benzene	**<1.0**	ug/L	1.0	1		09/14/17 19:49	71-43-2	M1
Bromodichloromethane	**<1.0**	ug/L	1.0	1		09/14/17 19:49	75-27-4	M1
Bromoform	**<1.0**	ug/L	1.0	1		09/14/17 19:49	75-25-2	
Bromomethane	**<1.0**	ug/L	1.0	1		09/14/17 19:49	74-83-9	
Carbon disulfide	**<1.0**	ug/L	1.0	1		09/14/17 19:49	75-15-0	
Carbon tetrachloride	**<1.0**	ug/L	1.0	1		09/14/17 19:49	56-23-5	
Chlorobenzene	**<1.0**	ug/L	1.0	1		09/14/17 19:49	108-90-7	M1
Chloroethane	**<1.0**	ug/L	1.0	1		09/14/17 19:49	75-00-3	
Chloroform	**<1.0**	ug/L	1.0	1		09/14/17 19:49	67-66-3	
Chloromethane	**<1.0**	ug/L	1.0	1		09/14/17 19:49	74-87-3	CL,M1
Cyclohexane	**<1.0**	ug/L	1.0	1		09/14/17 19:49	110-82-7	
Dibromochloromethane	**<1.0**	ug/L	1.0	1		09/14/17 19:49	124-48-1	
Dichlorodifluoromethane	**<1.0**	ug/L	1.0	1		09/14/17 19:49	75-71-8	CL,M1
Ethylbenzene	**<1.0**	ug/L	1.0	1		09/14/17 19:49	100-41-4	M1
Isopropylbenzene (Cumene)	**<1.0**	ug/L	1.0	1		09/14/17 19:49	98-82-8	
Methyl acetate	**<1.0**	ug/L	1.0	1		09/14/17 19:49	79-20-9	M1,R1
Methyl-tert-butyl ether	**<1.0**	ug/L	1.0	1		09/14/17 19:49	1634-04-4	
Methylcyclohexane	**<1.0**	ug/L	1.0	1		09/14/17 19:49	108-87-2	
Methylene Chloride	**<1.0**	ug/L	1.0	1		09/14/17 19:49	75-09-2	
Styrene	**<1.0**	ug/L	1.0	1		09/14/17 19:49	100-42-5	
Tetrachloroethene	**<1.0**	ug/L	1.0	1		09/14/17 19:49	127-18-4	
Toluene	**<1.0**	ug/L	1.0	1		09/14/17 19:49	108-88-3	M1
Trichloroethene	**<1.0**	ug/L	1.0	1		09/14/17 19:49	79-01-6	M1
Trichlorofluoromethane	**<1.0**	ug/L	1.0	1		09/14/17 19:49	75-69-4	
Vinyl chloride	**<1.0**	ug/L	1.0	1		09/14/17 19:49	75-01-4	M1,R1
Xylene (Total)	**<2.0**	ug/L	2.0	1		09/14/17 19:49	1330-20-7	MS
cis-1,2-Dichloroethene	**1.6**	ug/L	1.0	1		09/14/17 19:49	156-59-2	M1
cis-1,3-Dichloropropene	**<1.0**	ug/L	1.0	1		09/14/17 19:49	10061-01-5	M1
trans-1,2-Dichloroethene	**1.3**	ug/L	1.0	1		09/14/17 19:49	156-60-5	

This report shall not be reproduced, except in full,
without the written consent of Pace Analytical Services, LLC.

Pace Analytical Services, LLC
575 Broad Hollow Road
Melville, NY 11747
(631)694-3040

ANALYTICAL RESULTS

Project: KODAK HAWKEYE FACILITY
Pace Project No.: 7029505

Sample: IB12SW **Lab ID: 7029505009** Collected: 09/06/17 15:20 Received: 09/09/17 10:30 Matrix: Water

Parameters	Results	Units	Report Limit	DF	Prepared	Analyzed	CAS No.	Qual
8260C Volatile Organics	Analytical Method: EPA 8260C/5030C							
trans-1,3-Dichloropropene	**<1.0**	ug/L	1.0	1		09/14/17 19:49	10061-02-6	L1,M0
Surrogates								
1,2-Dichloroethane-d4 (S)	93	%.	68-153	1		09/14/17 19:49	17060-07-0	
4-Bromofluorobenzene (S)	100	%.	79-124	1		09/14/17 19:49	460-00-4	
Toluene-d8 (S)	98	%.	69-124	1		09/14/17 19:49	2037-26-5	

This report shall not be reproduced, except in full,
without the written consent of Pace Analytical Services, LLC.

Pace Analytical Services, LLC
575 Broad Hollow Road
Melville, NY 11747
(631)694-3040

ANALYTICAL RESULTS

Project: KODAK HAWKEYE FACILITY
Pace Project No.: 7029505

Sample: MW-7 **Lab ID: 7029505010** Collected: 09/06/17 17:55 Received: 09/09/17 10:30 Matrix: Water

Parameters	Results	Units	Report Limit	DF	Prepared	Analyzed	CAS No.	Qual
8260C Volatile Organics	Analytical Method: EPA 8260C/5030C							
1,1,1-Trichloroethane	**<1.0**	ug/L	1.0	1		09/14/17 18:37	71-55-6	
1,1,2,2-Tetrachloroethane	**<1.0**	ug/L	1.0	1		09/14/17 18:37	79-34-5	
1,1,2-Trichloroethane	**<1.0**	ug/L	1.0	1		09/14/17 18:37	79-00-5	
1,1,2-Trichlorotrifluoroethane	**<1.0**	ug/L	1.0	1		09/14/17 18:37	76-13-1	
1,1-Dichloroethane	**<1.0**	ug/L	1.0	1		09/14/17 18:37	75-34-3	
1,1-Dichloroethene	**<1.0**	ug/L	1.0	1		09/14/17 18:37	75-35-4	
1,2,4-Trichlorobenzene	**<1.0**	ug/L	1.0	1		09/14/17 18:37	120-82-1	
1,2-Dibromo-3-chloropropane	**<1.0**	ug/L	1.0	1		09/14/17 18:37	96-12-8	
1,2-Dibromoethane (EDB)	**<1.0**	ug/L	1.0	1		09/14/17 18:37	106-93-4	
1,2-Dichlorobenzene	**<1.0**	ug/L	1.0	1		09/14/17 18:37	95-50-1	
1,2-Dichloroethane	**<1.0**	ug/L	1.0	1		09/14/17 18:37	107-06-2	
1,2-Dichloropropane	**<1.0**	ug/L	1.0	1		09/14/17 18:37	78-87-5	
1,3-Dichlorobenzene	**<1.0**	ug/L	1.0	1		09/14/17 18:37	541-73-1	
1,4-Dichlorobenzene	**<1.0**	ug/L	1.0	1		09/14/17 18:37	106-46-7	
2-Butanone (MEK)	**<5.0**	ug/L	5.0	1		09/14/17 18:37	78-93-3	
2-Hexanone	**<5.0**	ug/L	5.0	1		09/14/17 18:37	591-78-6	
4-Methyl-2-pentanone (MIBK)	**<5.0**	ug/L	5.0	1		09/14/17 18:37	108-10-1	
Acetone	**50.1**	ug/L	5.0	1		09/14/17 18:37	67-64-1	
Benzene	**<1.0**	ug/L	1.0	1		09/14/17 18:37	71-43-2	
Bromodichloromethane	**<1.0**	ug/L	1.0	1		09/14/17 18:37	75-27-4	
Bromoform	**<1.0**	ug/L	1.0	1		09/14/17 18:37	75-25-2	
Bromomethane	**<1.0**	ug/L	1.0	1		09/14/17 18:37	74-83-9	
Carbon disulfide	**<1.0**	ug/L	1.0	1		09/14/17 18:37	75-15-0	
Carbon tetrachloride	**<1.0**	ug/L	1.0	1		09/14/17 18:37	56-23-5	
Chlorobenzene	**<1.0**	ug/L	1.0	1		09/14/17 18:37	108-90-7	
Chloroethane	**<1.0**	ug/L	1.0	1		09/14/17 18:37	75-00-3	
Chloroform	**<1.0**	ug/L	1.0	1		09/14/17 18:37	67-66-3	
Chloromethane	**<1.0**	ug/L	1.0	1		09/14/17 18:37	74-87-3	CL
Cyclohexane	**<1.0**	ug/L	1.0	1		09/14/17 18:37	110-82-7	
Dibromochloromethane	**<1.0**	ug/L	1.0	1		09/14/17 18:37	124-48-1	
Dichlorodifluoromethane	**<1.0**	ug/L	1.0	1		09/14/17 18:37	75-71-8	CL
Ethylbenzene	**<1.0**	ug/L	1.0	1		09/14/17 18:37	100-41-4	
Isopropylbenzene (Cumene)	**<1.0**	ug/L	1.0	1		09/14/17 18:37	98-82-8	
Methyl acetate	**<1.0**	ug/L	1.0	1		09/14/17 18:37	79-20-9	
Methyl-tert-butyl ether	**<1.0**	ug/L	1.0	1		09/14/17 18:37	1634-04-4	
Methylcyclohexane	**1.2**	ug/L	1.0	1		09/14/17 18:37	108-87-2	
Methylene Chloride	**<1.0**	ug/L	1.0	1		09/14/17 18:37	75-09-2	
Styrene	**<1.0**	ug/L	1.0	1		09/14/17 18:37	100-42-5	
Tetrachloroethene	**2.2**	ug/L	1.0	1		09/14/17 18:37	127-18-4	
Toluene	**1.3**	ug/L	1.0	1		09/14/17 18:37	108-88-3	
Trichloroethene	**15.4**	ug/L	1.0	1		09/14/17 18:37	79-01-6	
Trichlorofluoromethane	**<1.0**	ug/L	1.0	1		09/14/17 18:37	75-69-4	
Vinyl chloride	**<1.0**	ug/L	1.0	1		09/14/17 18:37	75-01-4	
Xylene (Total)	**1.0J**	ug/L	2.0	1		09/14/17 18:37	1330-20-7	
cis-1,2-Dichloroethene	**<1.0**	ug/L	1.0	1		09/14/17 18:37	156-59-2	
cis-1,3-Dichloropropene	**<1.0**	ug/L	1.0	1		09/14/17 18:37	10061-01-5	
trans-1,2-Dichloroethene	**<1.0**	ug/L	1.0	1		09/14/17 18:37	156-60-5	

This report shall not be reproduced, except in full,
without the written consent of Pace Analytical Services, LLC.

Pace Analytical Services, LLC
575 Broad Hollow Road
Melville, NY 11747
(631)694-3040

ANALYTICAL RESULTS

Project: KODAK HAWKEYE FACILITY
Pace Project No.: 7029505

Sample: MW-7 **Lab ID: 7029505010** Collected: 09/06/17 17:55 Received: 09/09/17 10:30 Matrix: Water

Parameters	Results	Units	Report Limit	DF	Prepared	Analyzed	CAS No.	Qual
8260C Volatile Organics	Analytical Method: EPA 8260C/5030C							
trans-1,3-Dichloropropene	**<1.0**	ug/L	1.0	1		09/14/17 18:37	10061-02-6	L1
Surrogates								
1,2-Dichloroethane-d4 (S)	92	%.	68-153	1		09/14/17 18:37	17060-07-0	
4-Bromofluorobenzene (S)	89	%.	79-124	1		09/14/17 18:37	460-00-4	
Toluene-d8 (S)	90	%.	69-124	1		09/14/17 18:37	2037-26-5	

This report shall not be reproduced, except in full,
without the written consent of Pace Analytical Services, LLC.

Pace Analytical Services, LLC
575 Broad Hollow Road
Melville, NY 11747
(631)694-3040

ANALYTICAL RESULTS

Project: KODAK HAWKEYE FACILITY
Pace Project No.: 7029505

Sample: MW-3 **Lab ID: 7029505011** Collected: 09/06/17 17:45 Received: 09/09/17 10:30 Matrix: Water

Parameters	Results	Units	Report Limit	DF	Prepared	Analyzed	CAS No.	Qual
8260C Volatile Organics	Analytical Method: EPA 8260C/5030C							
1,1,1-Trichloroethane	**<1.0**	ug/L	1.0	1		09/14/17 18:55	71-55-6	
1,1,2,2-Tetrachloroethane	**<1.0**	ug/L	1.0	1		09/14/17 18:55	79-34-5	
1,1,2-Trichloroethane	**<1.0**	ug/L	1.0	1		09/14/17 18:55	79-00-5	
1,1,2-Trichlorotrifluoroethane	**<1.0**	ug/L	1.0	1		09/14/17 18:55	76-13-1	
1,1-Dichloroethane	**<1.0**	ug/L	1.0	1		09/14/17 18:55	75-34-3	
1,1-Dichloroethene	**<1.0**	ug/L	1.0	1		09/14/17 18:55	75-35-4	
1,2,4-Trichlorobenzene	**<1.0**	ug/L	1.0	1		09/14/17 18:55	120-82-1	
1,2-Dibromo-3-chloropropane	**<1.0**	ug/L	1.0	1		09/14/17 18:55	96-12-8	
1,2-Dibromoethane (EDB)	**<1.0**	ug/L	1.0	1		09/14/17 18:55	106-93-4	
1,2-Dichlorobenzene	**<1.0**	ug/L	1.0	1		09/14/17 18:55	95-50-1	
1,2-Dichloroethane	**<1.0**	ug/L	1.0	1		09/14/17 18:55	107-06-2	
1,2-Dichloropropane	**<1.0**	ug/L	1.0	1		09/14/17 18:55	78-87-5	
1,3-Dichlorobenzene	**<1.0**	ug/L	1.0	1		09/14/17 18:55	541-73-1	
1,4-Dichlorobenzene	**<1.0**	ug/L	1.0	1		09/14/17 18:55	106-46-7	
2-Butanone (MEK)	**1.8J**	ug/L	5.0	1		09/14/17 18:55	78-93-3	
2-Hexanone	**<5.0**	ug/L	5.0	1		09/14/17 18:55	591-78-6	
4-Methyl-2-pentanone (MIBK)	**<5.0**	ug/L	5.0	1		09/14/17 18:55	108-10-1	
Acetone	**73.5**	ug/L	5.0	1		09/14/17 18:55	67-64-1	
Benzene	**<1.0**	ug/L	1.0	1		09/14/17 18:55	71-43-2	
Bromodichloromethane	**<1.0**	ug/L	1.0	1		09/14/17 18:55	75-27-4	
Bromoform	**<1.0**	ug/L	1.0	1		09/14/17 18:55	75-25-2	
Bromomethane	**<1.0**	ug/L	1.0	1		09/14/17 18:55	74-83-9	
Carbon disulfide	**<1.0**	ug/L	1.0	1		09/14/17 18:55	75-15-0	
Carbon tetrachloride	**<1.0**	ug/L	1.0	1		09/14/17 18:55	56-23-5	
Chlorobenzene	**<1.0**	ug/L	1.0	1		09/14/17 18:55	108-90-7	
Chloroethane	**<1.0**	ug/L	1.0	1		09/14/17 18:55	75-00-3	
Chloroform	**<1.0**	ug/L	1.0	1		09/14/17 18:55	67-66-3	
Chloromethane	**<1.0**	ug/L	1.0	1		09/14/17 18:55	74-87-3	CL
Cyclohexane	**<1.0**	ug/L	1.0	1		09/14/17 18:55	110-82-7	
Dibromochloromethane	**<1.0**	ug/L	1.0	1		09/14/17 18:55	124-48-1	
Dichlorodifluoromethane	**<1.0**	ug/L	1.0	1		09/14/17 18:55	75-71-8	CL
Ethylbenzene	**<1.0**	ug/L	1.0	1		09/14/17 18:55	100-41-4	
Isopropylbenzene (Cumene)	**<1.0**	ug/L	1.0	1		09/14/17 18:55	98-82-8	
Methyl acetate	**5.3**	ug/L	1.0	1		09/14/17 18:55	79-20-9	IH
Methyl-tert-butyl ether	**<1.0**	ug/L	1.0	1		09/14/17 18:55	1634-04-4	
Methylcyclohexane	**<1.0**	ug/L	1.0	1		09/14/17 18:55	108-87-2	
Methylene Chloride	**<1.0**	ug/L	1.0	1		09/14/17 18:55	75-09-2	
Styrene	**<1.0**	ug/L	1.0	1		09/14/17 18:55	100-42-5	
Tetrachloroethene	**<1.0**	ug/L	1.0	1		09/14/17 18:55	127-18-4	
Toluene	**1.1**	ug/L	1.0	1		09/14/17 18:55	108-88-3	
Trichloroethene	**<1.0**	ug/L	1.0	1		09/14/17 18:55	79-01-6	
Trichlorofluoromethane	**<1.0**	ug/L	1.0	1		09/14/17 18:55	75-69-4	
Vinyl chloride	**<1.0**	ug/L	1.0	1		09/14/17 18:55	75-01-4	
Xylene (Total)	**<2.0**	ug/L	2.0	1		09/14/17 18:55	1330-20-7	
cis-1,2-Dichloroethene	**<1.0**	ug/L	1.0	1		09/14/17 18:55	156-59-2	
cis-1,3-Dichloropropene	**<1.0**	ug/L	1.0	1		09/14/17 18:55	10061-01-5	
trans-1,2-Dichloroethene	**<1.0**	ug/L	1.0	1		09/14/17 18:55	156-60-5	

This report shall not be reproduced, except in full,
without the written consent of Pace Analytical Services, LLC.

Pace Analytical Services, LLC
575 Broad Hollow Road
Melville, NY 11747
(631)694-3040

ANALYTICAL RESULTS

Project: KODAK HAWKEYE FACILITY
Pace Project No.: 7029505

Sample: MW-3 **Lab ID: 7029505011** Collected: 09/06/17 17:45 Received: 09/09/17 10:30 Matrix: Water

Parameters	Results	Units	Report Limit	DF	Prepared	Analyzed	CAS No.	Qual
8260C Volatile Organics	Analytical Method: EPA 8260C/5030C							
trans-1,3-Dichloropropene	**<1.0**	ug/L	1.0	1		09/14/17 18:55	10061-02-6	L1
Surrogates								
1,2-Dichloroethane-d4 (S)	117	%.	68-153	1		09/14/17 18:55	17060-07-0	
4-Bromofluorobenzene (S)	105	%.	79-124	1		09/14/17 18:55	460-00-4	
Toluene-d8 (S)	102	%.	69-124	1		09/14/17 18:55	2037-26-5	

This report shall not be reproduced, except in full,
without the written consent of Pace Analytical Services, LLC.

Pace Analytical Services, LLC
575 Broad Hollow Road
Melville, NY 11747
(631)694-3040

ANALYTICAL RESULTS

Project: KODAK HAWKEYE FACILITY
Pace Project No.: 7029505

Sample: MW-9 **Lab ID: 7029505012** Collected: 09/06/17 18:00 Received: 09/09/17 10:30 Matrix: Water

Parameters	Results	Units	Report Limit	DF	Prepared	Analyzed	CAS No.	Qual
8260C Volatile Organics	Analytical Method: EPA 8260C/5030C							
1,1,1-Trichloroethane	**<1.0**	ug/L	1.0	1		09/14/17 19:13	71-55-6	
1,1,2,2-Tetrachloroethane	**<1.0**	ug/L	1.0	1		09/14/17 19:13	79-34-5	
1,1,2-Trichloroethane	**<1.0**	ug/L	1.0	1		09/14/17 19:13	79-00-5	
1,1,2-Trichlorotrifluoroethane	**<1.0**	ug/L	1.0	1		09/14/17 19:13	76-13-1	
1,1-Dichloroethane	**<1.0**	ug/L	1.0	1		09/14/17 19:13	75-34-3	
1,1-Dichloroethene	**<1.0**	ug/L	1.0	1		09/14/17 19:13	75-35-4	
1,2,4-Trichlorobenzene	**<1.0**	ug/L	1.0	1		09/14/17 19:13	120-82-1	
1,2-Dibromo-3-chloropropane	**<1.0**	ug/L	1.0	1		09/14/17 19:13	96-12-8	
1,2-Dibromoethane (EDB)	**<1.0**	ug/L	1.0	1		09/14/17 19:13	106-93-4	
1,2-Dichlorobenzene	**<1.0**	ug/L	1.0	1		09/14/17 19:13	95-50-1	
1,2-Dichloroethane	**<1.0**	ug/L	1.0	1		09/14/17 19:13	107-06-2	
1,2-Dichloropropane	**<1.0**	ug/L	1.0	1		09/14/17 19:13	78-87-5	
1,3-Dichlorobenzene	**<1.0**	ug/L	1.0	1		09/14/17 19:13	541-73-1	
1,4-Dichlorobenzene	**<1.0**	ug/L	1.0	1		09/14/17 19:13	106-46-7	
2-Butanone (MEK)	**1.8J**	ug/L	5.0	1		09/14/17 19:13	78-93-3	
2-Hexanone	**<5.0**	ug/L	5.0	1		09/14/17 19:13	591-78-6	
4-Methyl-2-pentanone (MIBK)	**<5.0**	ug/L	5.0	1		09/14/17 19:13	108-10-1	
Acetone	**34.7**	ug/L	5.0	1		09/14/17 19:13	67-64-1	
Benzene	**<1.0**	ug/L	1.0	1		09/14/17 19:13	71-43-2	
Bromodichloromethane	**<1.0**	ug/L	1.0	1		09/14/17 19:13	75-27-4	
Bromoform	**<1.0**	ug/L	1.0	1		09/14/17 19:13	75-25-2	
Bromomethane	**<1.0**	ug/L	1.0	1		09/14/17 19:13	74-83-9	
Carbon disulfide	**<1.0**	ug/L	1.0	1		09/14/17 19:13	75-15-0	
Carbon tetrachloride	**<1.0**	ug/L	1.0	1		09/14/17 19:13	56-23-5	
Chlorobenzene	**<1.0**	ug/L	1.0	1		09/14/17 19:13	108-90-7	
Chloroethane	**<1.0**	ug/L	1.0	1		09/14/17 19:13	75-00-3	
Chloroform	**<1.0**	ug/L	1.0	1		09/14/17 19:13	67-66-3	
Chloromethane	**<1.0**	ug/L	1.0	1		09/14/17 19:13	74-87-3	CL
Cyclohexane	**<1.0**	ug/L	1.0	1		09/14/17 19:13	110-82-7	
Dibromochloromethane	**<1.0**	ug/L	1.0	1		09/14/17 19:13	124-48-1	
Dichlorodifluoromethane	**<1.0**	ug/L	1.0	1		09/14/17 19:13	75-71-8	CL
Ethylbenzene	**<1.0**	ug/L	1.0	1		09/14/17 19:13	100-41-4	
Isopropylbenzene (Cumene)	**<1.0**	ug/L	1.0	1		09/14/17 19:13	98-82-8	
Methyl acetate	**<1.0**	ug/L	1.0	1		09/14/17 19:13	79-20-9	
Methyl-tert-butyl ether	**<1.0**	ug/L	1.0	1		09/14/17 19:13	1634-04-4	
Methylcyclohexane	**<1.0**	ug/L	1.0	1		09/14/17 19:13	108-87-2	
Methylene Chloride	**<1.0**	ug/L	1.0	1		09/14/17 19:13	75-09-2	
Styrene	**<1.0**	ug/L	1.0	1		09/14/17 19:13	100-42-5	
Tetrachloroethene	**<1.0**	ug/L	1.0	1		09/14/17 19:13	127-18-4	
Toluene	**<1.0**	ug/L	1.0	1		09/14/17 19:13	108-88-3	
Trichloroethene	**<1.0**	ug/L	1.0	1		09/14/17 19:13	79-01-6	
Trichlorofluoromethane	**<1.0**	ug/L	1.0	1		09/14/17 19:13	75-69-4	
Vinyl chloride	**<1.0**	ug/L	1.0	1		09/14/17 19:13	75-01-4	
Xylene (Total)	**<2.0**	ug/L	2.0	1		09/14/17 19:13	1330-20-7	
cis-1,2-Dichloroethene	**<1.0**	ug/L	1.0	1		09/14/17 19:13	156-59-2	
cis-1,3-Dichloropropene	**<1.0**	ug/L	1.0	1		09/14/17 19:13	10061-01-5	
trans-1,2-Dichloroethene	**<1.0**	ug/L	1.0	1		09/14/17 19:13	156-60-5	

This report shall not be reproduced, except in full,
without the written consent of Pace Analytical Services, LLC.

Pace Analytical Services, LLC
575 Broad Hollow Road
Melville, NY 11747
(631)694-3040

ANALYTICAL RESULTS

Project: KODAK HAWKEYE FACILITY
Pace Project No.: 7029505

Sample: MW-9 **Lab ID: 7029505012** Collected: 09/06/17 18:00 Received: 09/09/17 10:30 Matrix: Water

Parameters	Results	Units	Report Limit	DF	Prepared	Analyzed	CAS No.	Qual
8260C Volatile Organics	Analytical Method: EPA 8260C/5030C							
trans-1,3-Dichloropropene	**<1.0**	ug/L	1.0	1		09/14/17 19:13	10061-02-6	L1
Surrogates								
1,2-Dichloroethane-d4 (S)	89	%.	68-153	1		09/14/17 19:13	17060-07-0	
4-Bromofluorobenzene (S)	103	%.	79-124	1		09/14/17 19:13	460-00-4	
Toluene-d8 (S)	96	%.	69-124	1		09/14/17 19:13	2037-26-5	

This report shall not be reproduced, except in full,
without the written consent of Pace Analytical Services, LLC.

Pace Analytical Services, LLC
575 Broad Hollow Road
Melville, NY 11747
(631)694-3040

ANALYTICAL RESULTS

Project: KODAK HAWKEYE FACILITY
Pace Project No.: 7029505

Sample: BLIND DUPLICATE 2 **Lab ID: 7029505014** Collected: 09/06/17 00:00 Received: 09/09/17 10:30 Matrix: Water

Parameters	Results	Units	Report Limit	DF	Prepared	Analyzed	CAS No.	Qual
6010 MET ICP	Analytical Method: EPA 6010C Preparation Method: EPA 3005A							
Aluminum	**129J**	ug/L	200	1	09/15/17 09:42	09/17/17 11:23	7429-90-5	
Antimony	**<60.0**	ug/L	60.0	1	09/15/17 09:42	09/17/17 11:23	7440-36-0	
Arsenic	**<10.0**	ug/L	10.0	1	09/15/17 09:42	09/17/17 11:23	7440-38-2	
Barium	**14.8J**	ug/L	200	1	09/15/17 09:42	09/17/17 11:23	7440-39-3	
Beryllium	**<5.0**	ug/L	5.0	1	09/15/17 09:42	09/17/17 11:23	7440-41-7	
Cadmium	**0.20J**	ug/L	2.5	1	09/15/17 09:42	09/17/17 11:23	7440-43-9	B
Calcium	**22000**	ug/L	200	1	09/15/17 09:42	09/17/17 11:23	7440-70-2	
Chromium	**1.6J**	ug/L	10.0	1	09/15/17 09:42	09/17/17 11:23	7440-47-3	
Cobalt	**<50.0**	ug/L	50.0	1	09/15/17 09:42	09/17/17 11:23	7440-48-4	
Copper	**<25.0**	ug/L	25.0	1	09/15/17 09:42	09/17/17 11:23	7440-50-8	
Iron	**146**	ug/L	20.0	1	09/15/17 09:42	09/17/17 11:23	7439-89-6	
Lead	**<5.0**	ug/L	5.0	1	09/15/17 09:42	09/17/17 11:23	7439-92-1	
Magnesium	**6960**	ug/L	200	1	09/15/17 09:42	09/17/17 11:23	7439-95-4	
Manganese	**2.6J**	ug/L	10.0	1	09/15/17 09:42	09/17/17 11:23	7439-96-5	
Nickel	**1.2J**	ug/L	40.0	1	09/15/17 09:42	09/17/17 11:23	7440-02-0	
Potassium	**2640J**	ug/L	5000	1	09/15/17 09:42	09/17/17 11:23	7440-09-7	
Selenium	**<10.0**	ug/L	10.0	1	09/15/17 09:42	09/17/17 11:23	7782-49-2	
Silver	**<10.0**	ug/L	10.0	1	09/15/17 09:42	09/17/17 11:23	7440-22-4	
Sodium	**82600**	ug/L	5000	1	09/15/17 09:42	09/17/17 11:23	7440-23-5	
Thallium	**<10.0**	ug/L	10.0	1	09/15/17 09:42	09/17/17 11:23	7440-28-0	
Vanadium	**2.4J**	ug/L	50.0	1	09/15/17 09:42	09/17/17 11:23	7440-62-2	
Zinc	**<20.0**	ug/L	20.0	1	09/15/17 09:42	09/17/17 11:23	7440-66-6	
7470 Mercury	Analytical Method: EPA 7470A Preparation Method: EPA 7470A							
Mercury	**0.046J**	ug/L	0.20	1	09/18/17 10:34	09/18/17 16:16	7439-97-6	B

This report shall not be reproduced, except in full,
without the written consent of Pace Analytical Services, LLC.

Pace Analytical Services, LLC
575 Broad Hollow Road
Melville, NY 11747
(631)694-3040

ANALYTICAL RESULTS

Project: KODAK HAWKEYE FACILITY
Pace Project No.: 7029505

Sample: BLIND DUPLICATE 3 **Lab ID: 7029505015** Collected: 09/06/17 00:00 Received: 09/09/17 10:30 Matrix: Water

Parameters	Results	Units	Report Limit	DF	Prepared	Analyzed	CAS No.	Qual
9014 Cyanide, Total	Analytical Method: EPA 9014 Total Cyanide Preparation Method: EPA 9010C							
Cyanide	**<10.0**	ug/L	10.0	1	09/18/17 09:46	09/18/17 18:20	57-12-5	

REPORT OF LABORATORY ANALYSIS

This report shall not be reproduced, except in full,
without the written consent of Pace Analytical Services, LLC.

Pace Analytical Services, LLC
575 Broad Hollow Road
Melville, NY 11747
(631)694-3040

ANALYTICAL RESULTS

Project: KODAK HAWKEYE FACILITY
Pace Project No.: 7029505

Sample: BLIND DUPLICATE 4 **Lab ID: 7029505016** Collected: 09/06/17 00:00 Received: 09/09/17 10:30 Matrix: Water

Parameters	Results	Units	Report Limit	DF	Prepared	Analyzed	CAS No.	Qual
8260C Volatile Organics	Analytical Method: EPA 8260C/5030C							
1,1,1-Trichloroethane	**<1.0**	ug/L	1.0	1		09/14/17 19:31	71-55-6	
1,1,2,2-Tetrachloroethane	**<1.0**	ug/L	1.0	1		09/14/17 19:31	79-34-5	
1,1,2-Trichloroethane	**<1.0**	ug/L	1.0	1		09/14/17 19:31	79-00-5	
1,1,2-Trichlorotrifluoroethane	**<1.0**	ug/L	1.0	1		09/14/17 19:31	76-13-1	
1,1-Dichloroethane	**<1.0**	ug/L	1.0	1		09/14/17 19:31	75-34-3	
1,1-Dichloroethene	**<1.0**	ug/L	1.0	1		09/14/17 19:31	75-35-4	
1,2,4-Trichlorobenzene	**<1.0**	ug/L	1.0	1		09/14/17 19:31	120-82-1	
1,2-Dibromo-3-chloropropane	**<1.0**	ug/L	1.0	1		09/14/17 19:31	96-12-8	
1,2-Dibromoethane (EDB)	**<1.0**	ug/L	1.0	1		09/14/17 19:31	106-93-4	
1,2-Dichlorobenzene	**<1.0**	ug/L	1.0	1		09/14/17 19:31	95-50-1	
1,2-Dichloroethane	**<1.0**	ug/L	1.0	1		09/14/17 19:31	107-06-2	
1,2-Dichloropropane	**<1.0**	ug/L	1.0	1		09/14/17 19:31	78-87-5	
1,3-Dichlorobenzene	**<1.0**	ug/L	1.0	1		09/14/17 19:31	541-73-1	
1,4-Dichlorobenzene	**<1.0**	ug/L	1.0	1		09/14/17 19:31	106-46-7	
2-Butanone (MEK)	**<5.0**	ug/L	5.0	1		09/14/17 19:31	78-93-3	
2-Hexanone	**<5.0**	ug/L	5.0	1		09/14/17 19:31	591-78-6	
4-Methyl-2-pentanone (MIBK)	**<5.0**	ug/L	5.0	1		09/14/17 19:31	108-10-1	
Acetone	**66.9**	ug/L	5.0	1		09/14/17 19:31	67-64-1	
Benzene	**<1.0**	ug/L	1.0	1		09/14/17 19:31	71-43-2	
Bromodichloromethane	**<1.0**	ug/L	1.0	1		09/14/17 19:31	75-27-4	
Bromoform	**<1.0**	ug/L	1.0	1		09/14/17 19:31	75-25-2	
Bromomethane	**<1.0**	ug/L	1.0	1		09/14/17 19:31	74-83-9	
Carbon disulfide	**<1.0**	ug/L	1.0	1		09/14/17 19:31	75-15-0	
Carbon tetrachloride	**<1.0**	ug/L	1.0	1		09/14/17 19:31	56-23-5	
Chlorobenzene	**<1.0**	ug/L	1.0	1		09/14/17 19:31	108-90-7	
Chloroethane	**<1.0**	ug/L	1.0	1		09/14/17 19:31	75-00-3	
Chloroform	**<1.0**	ug/L	1.0	1		09/14/17 19:31	67-66-3	
Chloromethane	**<1.0**	ug/L	1.0	1		09/14/17 19:31	74-87-3	CL
Cyclohexane	**<1.0**	ug/L	1.0	1		09/14/17 19:31	110-82-7	
Dibromochloromethane	**<1.0**	ug/L	1.0	1		09/14/17 19:31	124-48-1	
Dichlorodifluoromethane	**<1.0**	ug/L	1.0	1		09/14/17 19:31	75-71-8	CL
Ethylbenzene	**<1.0**	ug/L	1.0	1		09/14/17 19:31	100-41-4	
Isopropylbenzene (Cumene)	**<1.0**	ug/L	1.0	1		09/14/17 19:31	98-82-8	
Methyl acetate	**<1.0**	ug/L	1.0	1		09/14/17 19:31	79-20-9	
Methyl-tert-butyl ether	**<1.0**	ug/L	1.0	1		09/14/17 19:31	1634-04-4	
Methylcyclohexane	**<1.0**	ug/L	1.0	1		09/14/17 19:31	108-87-2	
Methylene Chloride	**<1.0**	ug/L	1.0	1		09/14/17 19:31	75-09-2	
Styrene	**<1.0**	ug/L	1.0	1		09/14/17 19:31	100-42-5	
Tetrachloroethene	**<1.0**	ug/L	1.0	1		09/14/17 19:31	127-18-4	
Toluene	**<1.0**	ug/L	1.0	1		09/14/17 19:31	108-88-3	
Trichloroethene	**<1.0**	ug/L	1.0	1		09/14/17 19:31	79-01-6	
Trichlorofluoromethane	**<1.0**	ug/L	1.0	1		09/14/17 19:31	75-69-4	
Vinyl chloride	**<1.0**	ug/L	1.0	1		09/14/17 19:31	75-01-4	
Xylene (Total)	**<2.0**	ug/L	2.0	1		09/14/17 19:31	1330-20-7	
cis-1,2-Dichloroethene	**1.8**	ug/L	1.0	1		09/14/17 19:31	156-59-2	
cis-1,3-Dichloropropene	**<1.0**	ug/L	1.0	1		09/14/17 19:31	10061-01-5	
trans-1,2-Dichloroethene	**1.5**	ug/L	1.0	1		09/14/17 19:31	156-60-5	

This report shall not be reproduced, except in full,
without the written consent of Pace Analytical Services, LLC.

Pace Analytical Services, LLC
575 Broad Hollow Road
Melville, NY 11747
(631)694-3040

ANALYTICAL RESULTS

Project: KODAK HAWKEYE FACILITY
Pace Project No.: 7029505

Sample: BLIND DUPLICATE 4 **Lab ID: 7029505016** Collected: 09/06/17 00:00 Received: 09/09/17 10:30 Matrix: Water

Parameters	Results	Units	Report Limit	DF	Prepared	Analyzed	CAS No.	Qual
8260C Volatile Organics	Analytical Method: EPA 8260C/5030C							
trans-1,3-Dichloropropene	**<1.0**	ug/L	1.0	1		09/14/17 19:31	10061-02-6	L1
Surrogates								
1,2-Dichloroethane-d4 (S)	93	%.	68-153	1		09/14/17 19:31	17060-07-0	
4-Bromofluorobenzene (S)	93	%.	79-124	1		09/14/17 19:31	460-00-4	
Toluene-d8 (S)	93	%.	69-124	1		09/14/17 19:31	2037-26-5	

This report shall not be reproduced, except in full,
without the written consent of Pace Analytical Services, LLC.

Pace Analytical Services, LLC
575 Broad Hollow Road
Melville, NY 11747
(631)694-3040

ANALYTICAL RESULTS

Project: KODAK HAWKEYE FACILITY
Pace Project No.: 7029505

Sample: TRIP BLANK **Lab ID: 7029505017** Collected: 09/06/17 18:45 Received: 09/09/17 10:30 Matrix: Water

Parameters	Results	Units	Report Limit	DF	Prepared	Analyzed	CAS No.	Qual
8260C Volatile Organics	Analytical Method: EPA 8260C/5030C							
1,1,1-Trichloroethane	**<1.0**	ug/L	1.0	1		09/14/17 16:31	71-55-6	
1,1,2,2-Tetrachloroethane	**<1.0**	ug/L	1.0	1		09/14/17 16:31	79-34-5	
1,1,2-Trichloroethane	**<1.0**	ug/L	1.0	1		09/14/17 16:31	79-00-5	
1,1,2-Trichlorotrifluoroethane	**<1.0**	ug/L	1.0	1		09/14/17 16:31	76-13-1	
1,1-Dichloroethane	**<1.0**	ug/L	1.0	1		09/14/17 16:31	75-34-3	
1,1-Dichloroethene	**<1.0**	ug/L	1.0	1		09/14/17 16:31	75-35-4	
1,2,4-Trichlorobenzene	**<1.0**	ug/L	1.0	1		09/14/17 16:31	120-82-1	
1,2-Dibromo-3-chloropropane	**<1.0**	ug/L	1.0	1		09/14/17 16:31	96-12-8	
1,2-Dibromoethane (EDB)	**<1.0**	ug/L	1.0	1		09/14/17 16:31	106-93-4	
1,2-Dichlorobenzene	**<1.0**	ug/L	1.0	1		09/14/17 16:31	95-50-1	
1,2-Dichloroethane	**<1.0**	ug/L	1.0	1		09/14/17 16:31	107-06-2	
1,2-Dichloropropane	**<1.0**	ug/L	1.0	1		09/14/17 16:31	78-87-5	
1,3-Dichlorobenzene	**<1.0**	ug/L	1.0	1		09/14/17 16:31	541-73-1	
1,4-Dichlorobenzene	**<1.0**	ug/L	1.0	1		09/14/17 16:31	106-46-7	
2-Butanone (MEK)	**<5.0**	ug/L	5.0	1		09/14/17 16:31	78-93-3	
2-Hexanone	**<5.0**	ug/L	5.0	1		09/14/17 16:31	591-78-6	
4-Methyl-2-pentanone (MIBK)	**<5.0**	ug/L	5.0	1		09/14/17 16:31	108-10-1	
Acetone	**46.1**	ug/L	5.0	1		09/14/17 16:31	67-64-1	
Benzene	**<1.0**	ug/L	1.0	1		09/14/17 16:31	71-43-2	
Bromodichloromethane	**<1.0**	ug/L	1.0	1		09/14/17 16:31	75-27-4	
Bromoform	**<1.0**	ug/L	1.0	1		09/14/17 16:31	75-25-2	
Bromomethane	**<1.0**	ug/L	1.0	1		09/14/17 16:31	74-83-9	
Carbon disulfide	**<1.0**	ug/L	1.0	1		09/14/17 16:31	75-15-0	
Carbon tetrachloride	**<1.0**	ug/L	1.0	1		09/14/17 16:31	56-23-5	
Chlorobenzene	**<1.0**	ug/L	1.0	1		09/14/17 16:31	108-90-7	
Chloroethane	**<1.0**	ug/L	1.0	1		09/14/17 16:31	75-00-3	
Chloroform	**<1.0**	ug/L	1.0	1		09/14/17 16:31	67-66-3	
Chloromethane	**<1.0**	ug/L	1.0	1		09/14/17 16:31	74-87-3	CL
Cyclohexane	**<1.0**	ug/L	1.0	1		09/14/17 16:31	110-82-7	
Dibromochloromethane	**<1.0**	ug/L	1.0	1		09/14/17 16:31	124-48-1	
Dichlorodifluoromethane	**<1.0**	ug/L	1.0	1		09/14/17 16:31	75-71-8	CL
Ethylbenzene	**<1.0**	ug/L	1.0	1		09/14/17 16:31	100-41-4	
Isopropylbenzene (Cumene)	**<1.0**	ug/L	1.0	1		09/14/17 16:31	98-82-8	
Methyl acetate	**<1.0**	ug/L	1.0	1		09/14/17 16:31	79-20-9	
Methyl-tert-butyl ether	**<1.0**	ug/L	1.0	1		09/14/17 16:31	1634-04-4	
Methylcyclohexane	**<1.0**	ug/L	1.0	1		09/14/17 16:31	108-87-2	
Methylene Chloride	**<1.0**	ug/L	1.0	1		09/14/17 16:31	75-09-2	
Styrene	**<1.0**	ug/L	1.0	1		09/14/17 16:31	100-42-5	
Tetrachloroethene	**<1.0**	ug/L	1.0	1		09/14/17 16:31	127-18-4	
Toluene	**<1.0**	ug/L	1.0	1		09/14/17 16:31	108-88-3	
Trichloroethene	**<1.0**	ug/L	1.0	1		09/14/17 16:31	79-01-6	
Trichlorofluoromethane	**<1.0**	ug/L	1.0	1		09/14/17 16:31	75-69-4	
Vinyl chloride	**<1.0**	ug/L	1.0	1		09/14/17 16:31	75-01-4	
Xylene (Total)	**<2.0**	ug/L	2.0	1		09/14/17 16:31	1330-20-7	
cis-1,2-Dichloroethene	**<1.0**	ug/L	1.0	1		09/14/17 16:31	156-59-2	
cis-1,3-Dichloropropene	**<1.0**	ug/L	1.0	1		09/14/17 16:31	10061-01-5	
trans-1,2-Dichloroethene	**<1.0**	ug/L	1.0	1		09/14/17 16:31	156-60-5	

This report shall not be reproduced, except in full,
without the written consent of Pace Analytical Services, LLC.

Pace Analytical Services, LLC
575 Broad Hollow Road
Melville, NY 11747
(631)694-3040

ANALYTICAL RESULTS

Project: KODAK HAWKEYE FACILITY
Pace Project No.: 7029505

Sample: TRIP BLANK **Lab ID: 7029505017** Collected: 09/06/17 18:45 Received: 09/09/17 10:30 Matrix: Water

Parameters	Results	Units	Report Limit	DF	Prepared	Analyzed	CAS No.	Qual
8260C Volatile Organics	Analytical Method: EPA 8260C/5030C							
trans-1,3-Dichloropropene	**<1.0**	ug/L	1.0	1		09/14/17 16:31	10061-02-6	L1
Surrogates								
1,2-Dichloroethane-d4 (S)	121	%.	68-153	1		09/14/17 16:31	17060-07-0	
4-Bromofluorobenzene (S)	92	%.	79-124	1		09/14/17 16:31	460-00-4	
Toluene-d8 (S)	89	%.	69-124	1		09/14/17 16:31	2037-26-5	

This report shall not be reproduced, except in full,
without the written consent of Pace Analytical Services, LLC.

Pace Analytical Services, LLC
575 Broad Hollow Road
Melville, NY 11747
(631)694-3040

QUALITY CONTROL DATA

Project: KODAK HAWKEYE FACILITY
Pace Project No.: 7029505

QC Batch: 39422 | Analysis Method: EPA 7470A
QC Batch Method: EPA 7470A | Analysis Description: 7470 Mercury
Associated Lab Samples: 7029505003, 7029505007, 7029505014

METHOD BLANK: 183317 | Matrix: Water
Associated Lab Samples: 7029505003, 7029505007, 7029505014

Parameter	Units	Blank Result	Reporting Limit	Analyzed	Qualifiers
Mercury	ug/L	0.055J	0.20	09/18/17 15:58	

LABORATORY CONTROL SAMPLE: 183318

Parameter	Units	Spike Conc.	LCS Result	LCS % Rec	% Rec Limits	Qualifiers
Mercury	ug/L	1	1.2	118	80-120	

MATRIX SPIKE SAMPLE: 183319

Parameter	Units	7029505007 Result	Spike Conc.	MS Result	MS % Rec	% Rec Limits	Qualifiers
Mercury	ug/L	0.066J	1	1.1	108	75-125	

SAMPLE DUPLICATE: 183320

Parameter	Units	7029505007 Result	Dup Result	RPD	Qualifiers
Mercury	ug/L	0.066J	<0.20		

Results presented on this page are in the units indicated by the "Units" column except where an alternate unit is presented to the right of the result.

This report shall not be reproduced, except in full,
without the written consent of Pace Analytical Services, LLC.

Pace Analytical Services, LLC
575 Broad Hollow Road
Melville, NY 11747
(631)694-3040

QUALITY CONTROL DATA

Project: KODAK HAWKEYE FACILITY
Pace Project No.: 7029505

QC Batch: 39231 | Analysis Method: EPA 6010C
QC Batch Method: EPA 3005A | Analysis Description: 6010 MET Water
Associated Lab Samples: 7029505003, 7029505007, 7029505014

METHOD BLANK: 182509 | Matrix: Water
Associated Lab Samples: 7029505003, 7029505007, 7029505014

Parameter	Units	Blank Result	Reporting Limit	Analyzed	Qualifiers
Aluminum	ug/L	<200	200	09/17/17 10:37	
Antimony	ug/L	<60.0	60.0	09/17/17 10:37	
Arsenic	ug/L	<10.0	10.0	09/17/17 10:37	
Barium	ug/L	<200	200	09/17/17 10:37	
Beryllium	ug/L	<5.0	5.0	09/17/17 10:37	
Cadmium	ug/L	0.17J	2.5	09/17/17 10:37	
Calcium	ug/L	<200	200	09/17/17 10:37	
Chromium	ug/L	<10.0	10.0	09/17/17 10:37	
Cobalt	ug/L	<50.0	50.0	09/17/17 10:37	
Copper	ug/L	<25.0	25.0	09/17/17 10:37	
Iron	ug/L	<20.0	20.0	09/17/17 10:37	
Lead	ug/L	<5.0	5.0	09/17/17 10:37	
Magnesium	ug/L	<200	200	09/17/17 10:37	
Manganese	ug/L	<10.0	10.0	09/17/17 10:37	
Nickel	ug/L	<40.0	40.0	09/17/17 10:37	
Potassium	ug/L	<5000	5000	09/17/17 10:37	
Selenium	ug/L	<10.0	10.0	09/17/17 10:37	
Silver	ug/L	<10.0	10.0	09/17/17 10:37	
Sodium	ug/L	<5000	5000	09/17/17 10:37	
Thallium	ug/L	<10.0	10.0	09/17/17 10:37	
Vanadium	ug/L	<50.0	50.0	09/17/17 10:37	
Zinc	ug/L	<20.0	20.0	09/17/17 10:37	

LABORATORY CONTROL SAMPLE: 182510

Parameter	Units	Spike Conc.	LCS Result	LCS % Rec	% Rec Limits	Qualifiers
Aluminum	ug/L	5000	4920	98	80-120	
Antimony	ug/L	750	778	104	80-120	
Arsenic	ug/L	500	520	104	80-120	
Barium	ug/L	500	520	104	80-120	
Beryllium	ug/L	50	53.7	107	80-120	
Cadmium	ug/L	50	53.4	107	80-120	
Calcium	ug/L	25000	26800	107	80-120	
Chromium	ug/L	250	256	103	80-120	
Cobalt	ug/L	500	515	103	80-120	
Copper	ug/L	250	269	107	80-120	
Iron	ug/L	2000	2100	105	80-120	
Lead	ug/L	500	510	102	80-120	
Magnesium	ug/L	25000	25200	101	80-120	
Manganese	ug/L	250	247	99	80-120	

Results presented on this page are in the units indicated by the "Units" column except where an alternate unit is presented to the right of the result.

This report shall not be reproduced, except in full,
without the written consent of Pace Analytical Services, LLC.

Pace Analytical Services, LLC
575 Broad Hollow Road
Melville, NY 11747
(631)694-3040

QUALITY CONTROL DATA

Project: KODAK HAWKEYE FACILITY
Pace Project No.: 7029505

LABORATORY CONTROL SAMPLE: 182510

Parameter	Units	Spike Conc.	LCS Result	LCS % Rec	% Rec Limits	Qualifiers
Nickel	ug/L	250	259	104	80-120	
Potassium	ug/L	50000	47700	95	80-120	
Selenium	ug/L	750	769	103	80-120	
Silver	ug/L	250	258	103	80-120	
Sodium	ug/L	50000	52400	105	80-120	
Thallium	ug/L	750	719	96	80-120	
Vanadium	ug/L	500	520	104	80-120	
Zinc	ug/L	1000	1060	106	80-120	

MATRIX SPIKE SAMPLE: 182512

Parameter	Units	7029505007 Result	Spike Conc.	MS Result	MS % Rec	% Rec Limits	Qualifiers
Aluminum	ug/L	97.0J	5000	5130	101	75-125	
Antimony	ug/L	<60.0	750	784	105	75-125	
Arsenic	ug/L	<10.0	500	519	104	75-125	
Barium	ug/L	14.2J	500	533	104	75-125	
Beryllium	ug/L	<5.0	50	53.5	107	75-125	
Cadmium	ug/L	0.19J	50	52.8	105	75-125	
Calcium	ug/L	21800	25000	48400	107	75-125	
Chromium	ug/L	<10.0	250	259	103	75-125	
Cobalt	ug/L	<50.0	500	514	103	75-125	
Copper	ug/L	<25.0	250	266	106	75-125	
Iron	ug/L	131	2000	2210	104	75-125	
Lead	ug/L	1.6J	500	508	101	75-125	
Magnesium	ug/L	6800	25000	31700	100	75-125	
Manganese	ug/L	2.3J	250	252	100	75-125	
Nickel	ug/L	<40.0	250	260	104	75-125	
Potassium	ug/L	2710J	50000	47500	90	75-125	
Selenium	ug/L	<10.0	750	766	102	75-125	
Silver	ug/L	<10.0	250	206	82	75-125	
Sodium	ug/L	81900	50000	136000	109	75-125	
Thallium	ug/L	<10.0	750	720	96	75-125	
Vanadium	ug/L	1.4J	500	515	103	75-125	
Zinc	ug/L	<20.0	1000	1050	105	75-125	

SAMPLE DUPLICATE: 182511

Parameter	Units	7029505007 Result	Dup Result	RPD	Qualifiers
Aluminum	ug/L	97.0J	109J		
Antimony	ug/L	<60.0	<60.0		
Arsenic	ug/L	<10.0	<10.0		
Barium	ug/L	14.2J	14.9J		
Beryllium	ug/L	<5.0	<5.0		
Cadmium	ug/L	0.19J	0.17J		

Results presented on this page are in the units indicated by the "Units" column except where an alternate unit is presented to the right of the result.

This report shall not be reproduced, except in full,
without the written consent of Pace Analytical Services, LLC.

Pace Analytical Services, LLC
575 Broad Hollow Road
Melville, NY 11747
(631)694-3040

QUALITY CONTROL DATA

Project: KODAK HAWKEYE FACILITY
Pace Project No.: 7029505

SAMPLE DUPLICATE: 182511

Parameter	Units	7029505007 Result	Dup Result	RPD	Qualifiers
Calcium	ug/L	21800	22600	4	
Chromium	ug/L	<10.0	<10.0		
Cobalt	ug/L	<50.0	<50.0		
Copper	ug/L	<25.0	<25.0		
Iron	ug/L	131	136	4	
Lead	ug/L	1.6J	<5.0		
Magnesium	ug/L	6800	7030	3	
Manganese	ug/L	2.3J	2.3J		
Nickel	ug/L	<40.0	<40.0		
Potassium	ug/L	2710J	2560J		
Selenium	ug/L	<10.0	<10.0		
Silver	ug/L	<10.0	<10.0		
Sodium	ug/L	81900	83000	1	
Thallium	ug/L	<10.0	<10.0		
Vanadium	ug/L	1.4J	2.1J		
Zinc	ug/L	<20.0	<20.0		

Results presented on this page are in the units indicated by the "Units" column except where an alternate unit is presented to the right of the result.

This report shall not be reproduced, except in full,
without the written consent of Pace Analytical Services, LLC.

Pace Analytical Services, LLC
575 Broad Hollow Road
Melville, NY 11747
(631)694-3040

QUALITY CONTROL DATA

Project: KODAK HAWKEYE FACILITY
Pace Project No.: 7029505

QC Batch: 39090 | Analysis Method: EPA 8260C/5030C
QC Batch Method: EPA 8260C/5030C | Analysis Description: 8260 MSV
Associated Lab Samples: 7029505001, 7029505002, 7029505003, 7029505004, 7029505005, 7029505006, 7029505009, 7029505010, 7029505011, 7029505012, 7029505016, 7029505017

METHOD BLANK: 181854 | Matrix: Water
Associated Lab Samples: 7029505001, 7029505002, 7029505003, 7029505004, 7029505005, 7029505006, 7029505009, 7029505010, 7029505011, 7029505012, 7029505016, 7029505017

Parameter	Units	Blank Result	Reporting Limit	Analyzed	Qualifiers
1,1,1-Trichloroethane	ug/L	<1.0	1.0	09/14/17 15:13	
1,1,2,2-Tetrachloroethane	ug/L	<1.0	1.0	09/14/17 15:13	
1,1,2-Trichloroethane	ug/L	<1.0	1.0	09/14/17 15:13	
1,1,2-Trichlorotrifluoroethane	ug/L	<1.0	1.0	09/14/17 15:13	
1,1-Dichloroethane	ug/L	<1.0	1.0	09/14/17 15:13	
1,1-Dichloroethene	ug/L	<1.0	1.0	09/14/17 15:13	
1,2,4-Trichlorobenzene	ug/L	<1.0	1.0	09/14/17 15:13	
1,2-Dibromo-3-chloropropane	ug/L	<1.0	1.0	09/14/17 15:13	
1,2-Dibromoethane (EDB)	ug/L	<1.0	1.0	09/14/17 15:13	
1,2-Dichlorobenzene	ug/L	<1.0	1.0	09/14/17 15:13	
1,2-Dichloroethane	ug/L	<1.0	1.0	09/14/17 15:13	
1,2-Dichloropropane	ug/L	<1.0	1.0	09/14/17 15:13	
1,3-Dichlorobenzene	ug/L	<1.0	1.0	09/14/17 15:13	
1,4-Dichlorobenzene	ug/L	<1.0	1.0	09/14/17 15:13	
2-Butanone (MEK)	ug/L	<5.0	5.0	09/14/17 15:13	
2-Hexanone	ug/L	<5.0	5.0	09/14/17 15:13	
4-Methyl-2-pentanone (MIBK)	ug/L	<5.0	5.0	09/14/17 15:13	
Acetone	ug/L	<5.0	5.0	09/14/17 15:13	
Benzene	ug/L	<1.0	1.0	09/14/17 15:13	
Bromodichloromethane	ug/L	<1.0	1.0	09/14/17 15:13	
Bromoform	ug/L	<1.0	1.0	09/14/17 15:13	
Bromomethane	ug/L	<1.0	1.0	09/14/17 15:13	
Carbon disulfide	ug/L	<1.0	1.0	09/14/17 15:13	
Carbon tetrachloride	ug/L	<1.0	1.0	09/14/17 15:13	
Chlorobenzene	ug/L	<1.0	1.0	09/14/17 15:13	
Chloroethane	ug/L	<1.0	1.0	09/14/17 15:13	
Chloroform	ug/L	<1.0	1.0	09/14/17 15:13	
Chloromethane	ug/L	<1.0	1.0	09/14/17 15:13	CL
cis-1,2-Dichloroethene	ug/L	<1.0	1.0	09/14/17 15:13	
cis-1,3-Dichloropropene	ug/L	<1.0	1.0	09/14/17 15:13	
Cyclohexane	ug/L	<1.0	1.0	09/14/17 15:13	
Dibromochloromethane	ug/L	<1.0	1.0	09/14/17 15:13	
Dichlorodifluoromethane	ug/L	<1.0	1.0	09/14/17 15:13	CL
Ethylbenzene	ug/L	<1.0	1.0	09/14/17 15:13	
Isopropylbenzene (Cumene)	ug/L	<1.0	1.0	09/14/17 15:13	
Methyl acetate	ug/L	<1.0	1.0	09/14/17 15:13	
Methyl-tert-butyl ether	ug/L	<1.0	1.0	09/14/17 15:13	
Methylcyclohexane	ug/L	<1.0	1.0	09/14/17 15:13	
Methylene Chloride	ug/L	<1.0	1.0	09/14/17 15:13	
Styrene	ug/L	<1.0	1.0	09/14/17 15:13	

Results presented on this page are in the units indicated by the "Units" column except where an alternate unit is presented to the right of the result.

This report shall not be reproduced, except in full,
without the written consent of Pace Analytical Services, LLC.

Pace Analytical Services, LLC
575 Broad Hollow Road
Melville, NY 11747
(631)694-3040

QUALITY CONTROL DATA

Project: KODAK HAWKEYE FACILITY
Pace Project No.: 7029505

METHOD BLANK: 181854 Matrix: Water

Associated Lab Samples: 7029505001, 7029505002, 7029505003, 7029505004, 7029505005, 7029505006, 7029505009, 7029505010, 7029505011, 7029505012, 7029505016, 7029505017

Parameter	Units	Blank Result	Reporting Limit	Analyzed	Qualifiers
Tetrachloroethene	ug/L	<1.0	1.0	09/14/17 15:13	
Toluene	ug/L	<1.0	1.0	09/14/17 15:13	
trans-1,2-Dichloroethene	ug/L	<1.0	1.0	09/14/17 15:13	
trans-1,3-Dichloropropene	ug/L	<1.0	1.0	09/14/17 15:13	
Trichloroethene	ug/L	<1.0	1.0	09/14/17 15:13	
Trichlorofluoromethane	ug/L	<1.0	1.0	09/14/17 15:13	
Vinyl chloride	ug/L	<1.0	1.0	09/14/17 15:13	
Xylene (Total)	ug/L	<2.0	2.0	09/14/17 15:13	
1,2-Dichloroethane-d4 (S)	%.	90	68-153	09/14/17 15:13	
4-Bromofluorobenzene (S)	%.	93	79-124	09/14/17 15:13	
Toluene-d8 (S)	%.	89	69-124	09/14/17 15:13	

LABORATORY CONTROL SAMPLE: 181855

Parameter	Units	Spike Conc.	LCS Result	LCS % Rec	% Rec Limits	Qualifiers
1,1,1-Trichloroethane	ug/L	50	46.9	94	65-118	
1,1,2,2-Tetrachloroethane	ug/L	50	54.9	110	74-121	
1,1,2-Trichloroethane	ug/L	50	52.1	104	80-117	
1,1,2-Trichlorotrifluoroethane	ug/L	50	49.1	98	60-140	
1,1-Dichloroethane	ug/L	50	46.1	92	83-151	
1,1-Dichloroethene	ug/L	50	47.8	96	45-146	
1,2,4-Trichlorobenzene	ug/L	50	43.9	88	66-116	
1,2-Dibromo-3-chloropropane	ug/L	50	52.8	106	74-119	
1,2-Dibromoethane (EDB)	ug/L	50	49.8	100	83-115	
1,2-Dichlorobenzene	ug/L	50	49.1	98	74-113	
1,2-Dichloroethane	ug/L	50	46.3	93	74-129	
1,2-Dichloropropane	ug/L	50	48.6	97	75-117	
1,3-Dichlorobenzene	ug/L	50	50.5	101	71-112	
1,4-Dichlorobenzene	ug/L	50	49.5	99	71-113	
2-Butanone (MEK)	ug/L	50	36.4	73	44-162	
2-Hexanone	ug/L	50	53.3	107	32-183	
4-Methyl-2-pentanone (MIBK)	ug/L	50	63.3	127	69-132	
Acetone	ug/L	50	49.0	98	23-188	
Benzene	ug/L	50	48.7	97	73-119	
Bromodichloromethane	ug/L	50	50.7	101	78-117	
Bromoform	ug/L	50	33.5	67	65-122	
Bromomethane	ug/L	50	42.5	85	52-147	
Carbon disulfide	ug/L	50	44.8	90	41-144	
Carbon tetrachloride	ug/L	50	45.1	90	59-120	
Chlorobenzene	ug/L	50	43.7	87	75-113	
Chloroethane	ug/L	50	50.2	100	49-151	
Chloroform	ug/L	50	46.9	94	72-122	
Chloromethane	ug/L	50	33.7	67	46-144	CL

Results presented on this page are in the units indicated by the "Units" column except where an alternate unit is presented to the right of the result.

REPORT OF LABORATORY ANALYSIS

This report shall not be reproduced, except in full,
without the written consent of Pace Analytical Services, LLC.

Pace Analytical Services, LLC
575 Broad Hollow Road
Melville, NY 11747
(631)694-3040

QUALITY CONTROL DATA

Project: KODAK HAWKEYE FACILITY
Pace Project No.: 7029505

LABORATORY CONTROL SAMPLE: 181855

Parameter	Units	Spike Conc.	LCS Result	LCS % Rec	% Rec Limits	Qualifiers
cis-1,2-Dichloroethene	ug/L	50	48.6	97	72-121	
cis-1,3-Dichloropropene	ug/L	50	56.6	113	78-116	
Cyclohexane	ug/L	50	46.6	93	43-143	
Dibromochloromethane	ug/L	50	40.0	80	70-120	
Dichlorodifluoromethane	ug/L	50	31.9	64	22-154	CL
Ethylbenzene	ug/L	50	44.3	89	70-113	
Isopropylbenzene (Cumene)	ug/L	50	55.7	111	67-115	
Methyl acetate	ug/L	50	42.0	84	60-140	IH
Methyl-tert-butyl ether	ug/L	50	44.2	88	72-131	
Methylcyclohexane	ug/L	50	50.3	101	60-140	
Methylene Chloride	ug/L	50	42.9	86	61-142	
Styrene	ug/L	50	47.1	94	72-118	
Tetrachloroethene	ug/L	50	35.1	70	60-128	
Toluene	ug/L	50	54.4	109	72-119	
trans-1,2-Dichloroethene	ug/L	50	47.5	95	56-142	
trans-1,3-Dichloropropene	ug/L	50	59.0	118	79-116	L1
Trichloroethene	ug/L	50	49.0	98	69-117	
Trichlorofluoromethane	ug/L	50	47.9	96	27-173	
Vinyl chloride	ug/L	50	43.7	87	43-143	
Xylene (Total)	ug/L	150	134	89	71-109	
1,2-Dichloroethane-d4 (S)	%.			89	68-153	
4-Bromofluorobenzene (S)	%.			93	79-124	
Toluene-d8 (S)	%.			89	69-124	

MATRIX SPIKE & MATRIX SPIKE DUPLICATE: 181856 181857

Parameter	Units	7029505009 Result	MS Spike Conc.	MSD Spike Conc.	MS Result	MSD Result	MS % Rec	MSD % Rec	% Rec Limits	RPD	Qual
1,1,1-Trichloroethane	ug/L	<1.0	50	50	58.0	60.0	116	120	65-118	4	M1
1,1,2,2-Tetrachloroethane	ug/L	<1.0	50	50	50.0	56.5	100	113	74-121	12	
1,1,2-Trichloroethane	ug/L	<1.0	50	50	53.2	60.1	106	120	80-117	12	M1
1,1,2-Trichlorotrifluoroethane	ug/L	<1.0	50	50	62.8	66.3	126	133	60-140	5	
1,1-Dichloroethane	ug/L	<1.0	50	50	57.5	68.5	115	137	83-151	17	
1,1-Dichloroethene	ug/L	<1.0	50	50	59.7	64.3	119	129	45-146	7	
1,2,4-Trichlorobenzene	ug/L	<1.0	50	50	41.5	52.3	83	105	66-116	23	R1
1,2-Dibromo-3-chloropropane	ug/L	<1.0	50	50	45.8	50.8	92	102	74-119	10	
1,2-Dibromoethane (EDB)	ug/L	<1.0	50	50	55.4	59.9	111	120	83-115	8	M1
1,2-Dichlorobenzene	ug/L	<1.0	50	50	53.4	53.9	107	108	74-113	1	
1,2-Dichloroethane	ug/L	<1.0	50	50	58.5	60.7	117	121	74-129	4	
1,2-Dichloropropane	ug/L	<1.0	50	50	59.1	61.8	118	124	75-117	4	M1
1,3-Dichlorobenzene	ug/L	<1.0	50	50	54.5	54.8	109	110	71-112	0	
1,4-Dichlorobenzene	ug/L	<1.0	50	50	53.4	54.4	107	109	71-113	2	
2-Butanone (MEK)	ug/L	<5.0	50	50	47.0	49.5	94	99	44-162	5	
2-Hexanone	ug/L	<5.0	50	50	52.4	62.6	105	125	32-183	18	
4-Methyl-2-pentanone (MIBK)	ug/L	<5.0	50	50	54.8	59.8	110	120	69-132	9	

Results presented on this page are in the units indicated by the "Units" column except where an alternate unit is presented to the right of the result.

REPORT OF LABORATORY ANALYSIS

This report shall not be reproduced, except in full,
without the written consent of Pace Analytical Services, LLC.

Pace Analytical Services, LLC
575 Broad Hollow Road
Melville, NY 11747
(631)694-3040

QUALITY CONTROL DATA

Project: KODAK HAWKEYE FACILITY
Pace Project No.: 7029505

MATRIX SPIKE & MATRIX SPIKE DUPLICATE: 181856 181857

Parameter	Units	7029505009 Result	MS Spike Conc.	MSD Spike Conc.	MS Result	MSD Result	MS % Rec	MSD % Rec	% Rec Limits	RPD	Qual
Acetone	ug/L	41.2	50	50	69.2	73.5	56	65	23-188	6	
Benzene	ug/L	<1.0	50	50	59.9	59.8	120	120	73-119	0	M1
Bromodichloromethane	ug/L	<1.0	50	50	56.6	58.9	113	118	78-117	4	M1
Bromoform	ug/L	<1.0	50	50	50.1	51.7	100	103	65-122	3	
Bromomethane	ug/L	<1.0	50	50	58.5	62.9	117	126	52-147	7	
Carbon disulfide	ug/L	<1.0	50	50	62.5	68.7	125	137	41-144	9	
Carbon tetrachloride	ug/L	<1.0	50	50	55.7	58.7	111	117	59-120	5	
Chlorobenzene	ug/L	<1.0	50	50	57.4	56.4	115	113	75-113	2	M1
Chloroethane	ug/L	<1.0	50	50	65.3	74.8	131	150	49-151	13	
Chloroform	ug/L	<1.0	50	50	58.7	61.2	117	122	72-122	4	
Chloromethane	ug/L	<1.0	50	50	69.9	80.4	140	161	46-144	14	CL,M1
cis-1,2-Dichloroethene	ug/L	1.6	50	50	61.6	62.4	120	122	72-121	1	M1
cis-1,3-Dichloropropene	ug/L	<1.0	50	50	56.7	60.1	113	120	78-116	6	M1
Cyclohexane	ug/L	<1.0	50	50	64.4	65.3	129	131	43-143	1	
Dibromochloromethane	ug/L	<1.0	50	50	53.0	53.3	106	107	70-120	1	
Dichlorodifluoromethane	ug/L	<1.0	50	50	86.4	90.9	173	182	22-154	5	CL,M1
Ethylbenzene	ug/L	<1.0	50	50	58.0	56.8	116	114	70-113	2	M1
Isopropylbenzene (Cumene)	ug/L	<1.0	50	50	54.5	55.0	109	110	67-115	1	
Methyl acetate	ug/L	<1.0	50	50	62.2	84.6	124	169	60-140	31	IH,M1,R1
Methyl-tert-butyl ether	ug/L	<1.0	50	50	56.8	65.4	114	131	72-131	14	
Methylcyclohexane	ug/L	<1.0	50	50	60.7	60.7	121	121	60-140	0	
Methylene Chloride	ug/L	<1.0	50	50	53.5	58.8	107	118	61-142	9	
Styrene	ug/L	<1.0	50	50	58.1	57.7	116	115	72-118	1	
Tetrachloroethene	ug/L	<1.0	50	50	54.8	47.8	110	96	60-128	14	
Toluene	ug/L	<1.0	50	50	57.9	60.9	116	122	72-119	5	M1
trans-1,2-Dichloroethene	ug/L	1.3	50	50	61.1	65.5	120	128	56-142	7	
trans-1,3-Dichloropropene	ug/L	<1.0	50	50	56.4	66.6	113	133	79-116	17	M0
Trichloroethene	ug/L	<1.0	50	50	60.7	61.1	121	122	69-117	1	M1
Trichlorofluoromethane	ug/L	<1.0	50	50	65.6	70.4	131	141	27-173	7	
Vinyl chloride	ug/L	<1.0	50	50	63.7	82.7	127	165	43-143	26	M1,R1
Xylene (Total)	ug/L	<2.0	150	150	174	172	116	115	71-109	1	MS
1,2-Dichloroethane-d4 (S)	%.						92	97	68-153		
4-Bromofluorobenzene (S)	%.						100	101	79-124		
Toluene-d8 (S)	%.						97	96	69-124		

Results presented on this page are in the units indicated by the "Units" column except where an alternate unit is presented to the right of the result.

This report shall not be reproduced, except in full,
without the written consent of Pace Analytical Services, LLC.

Pace Analytical Services, LLC
575 Broad Hollow Road
Melville, NY 11747
(631)694-3040

QUALITY CONTROL DATA

Project: KODAK HAWKEYE FACILITY
Pace Project No.: 7029505

QC Batch: 38653
QC Batch Method: EPA 3510C
Analysis Method: EPA 8270D
Analysis Description: 8270 Water MSSV
Associated Lab Samples: 7029505001

METHOD BLANK: 179650
Matrix: Water
Associated Lab Samples: 7029505001

Parameter	Units	Blank Result	Reporting Limit	Analyzed	Qualifiers
2-Methylnaphthalene	ug/L	<5.0	5.0	09/13/17 15:06	
Acenaphthene	ug/L	<5.0	5.0	09/13/17 15:06	
Acenaphthylene	ug/L	<5.0	5.0	09/13/17 15:06	
Anthracene	ug/L	<5.0	5.0	09/13/17 15:06	
Benzo(a)anthracene	ug/L	<5.0	5.0	09/13/17 15:06	
Benzo(a)pyrene	ug/L	<5.0	5.0	09/13/17 15:06	
Benzo(b)fluoranthene	ug/L	<5.0	5.0	09/13/17 15:06	
Benzo(g,h,i)perylene	ug/L	<5.0	5.0	09/13/17 15:06	
Benzo(k)fluoranthene	ug/L	<5.0	5.0	09/13/17 15:06	
Chrysene	ug/L	<5.0	5.0	09/13/17 15:06	
Dibenz(a,h)anthracene	ug/L	<5.0	5.0	09/13/17 15:06	
Fluoranthene	ug/L	<5.0	5.0	09/13/17 15:06	
Fluorene	ug/L	<5.0	5.0	09/13/17 15:06	
Indeno(1,2,3-cd)pyrene	ug/L	<5.0	5.0	09/13/17 15:06	
Naphthalene	ug/L	<5.0	5.0	09/13/17 15:06	
Phenanthrene	ug/L	<5.0	5.0	09/13/17 15:06	
Pyrene	ug/L	<5.0	5.0	09/13/17 15:06	
1,2-Dichlorobenzene-d4 (S)	%.	61	16-110	09/13/17 15:06	
2,4,6-Tribromophenol (S)	%.	90	10-123	09/13/17 15:06	
2-Chlorophenol-d4 (S)	%.	76	33-110	09/13/17 15:06	
2-Fluorobiphenyl (S)	%.	73	43-116	09/13/17 15:06	
2-Fluorophenol (S)	%.	55	21-110	09/13/17 15:06	
Nitrobenzene-d5 (S)	%.	76	35-114	09/13/17 15:06	
p-Terphenyl-d14 (S)	%.	99	33-141	09/13/17 15:06	
Phenol-d5 (S)	%.	38	10-110	09/13/17 15:06	

LABORATORY CONTROL SAMPLE: 179651

Parameter	Units	Spike Conc.	LCS Result	LCS % Rec	% Rec Limits	Qualifiers
2-Methylnaphthalene	ug/L	50	45.1	90	31-123	
Acenaphthene	ug/L	50	49.2	98	50-116	
Acenaphthylene	ug/L	50	47.6	95	50-109	
Anthracene	ug/L	50	52.8	106	54-117	
Benzo(a)anthracene	ug/L	50	52.6	105	31-128	
Benzo(a)pyrene	ug/L	50	50.9	102	30-146	
Benzo(b)fluoranthene	ug/L	50	59.6	119	43-147	
Benzo(g,h,i)perylene	ug/L	50	55.6	111	25-153	
Benzo(k)fluoranthene	ug/L	50	50.0	100	28-148	
Chrysene	ug/L	50	52.0	104	42-140	
Dibenz(a,h)anthracene	ug/L	50	54.7	109	22-147	

Results presented on this page are in the units indicated by the "Units" column except where an alternate unit is presented to the right of the result.

This report shall not be reproduced, except in full,
without the written consent of Pace Analytical Services, LLC.

Pace Analytical Services, LLC
575 Broad Hollow Road
Melville, NY 11747
(631)694-3040

QUALITY CONTROL DATA

Project: KODAK HAWKEYE FACILITY
Pace Project No.: 7029505

LABORATORY CONTROL SAMPLE: 179651

Parameter	Units	Spike Conc.	LCS Result	LCS % Rec	% Rec Limits	Qualifiers
Fluoranthene	ug/L	50	56.4	113	50-123	
Fluorene	ug/L	50	54.1	108	51-118	
Indeno(1,2,3-cd)pyrene	ug/L	50	54.5	109	26-156	
Naphthalene	ug/L	50	44.2	88	39-107	
Phenanthrene	ug/L	50	50.7	101	52-126	
Pyrene	ug/L	50	50.9	102	41-137	
1,2-Dichlorobenzene-d4 (S)	%.			66	16-110	
2,4,6-Tribromophenol (S)	%.			101	10-123	
2-Chlorophenol-d4 (S)	%.			77	33-110	
2-Fluorobiphenyl (S)	%.			82	43-116	
2-Fluorophenol (S)	%.			60	21-110	
Nitrobenzene-d5 (S)	%.			94	35-114	
p-Terphenyl-d14 (S)	%.			92	33-141	
Phenol-d5 (S)	%.			40	10-110	

MATRIX SPIKE & MATRIX SPIKE DUPLICATE: 181958 181959

Parameter	Units	7029493009 Result	MS Spike Conc.	MSD Spike Conc.	MS Result	MSD Result	MS % Rec	MSD % Rec	% Rec Limits	RPD	Qual
2-Methylnaphthalene	ug/L	2.2J	50	50	45.8	48.5	87	93	31-123	6	
Acenaphthene	ug/L	<5.0	50	50	49.0	47.2	98	94	50-116	4	
Acenaphthylene	ug/L	<5.0	50	50	47.2	43.3	94	87	50-109	8	
Anthracene	ug/L	<5.0	50	50	50.4	48.7	101	97	54-117	3	
Benzo(a)anthracene	ug/L	<5.0	50	50	46.9	46.4	94	93	31-128	1	
Benzo(a)pyrene	ug/L	<5.0	50	50	50.9	49.9	102	100	30-146	2	
Benzo(b)fluoranthene	ug/L	<5.0	50	50	69.1	62.2	138	124	43-147	10	
Benzo(g,h,i)perylene	ug/L	<5.0	50	50	27.6	25.6	55	51	25-153	8	CH
Benzo(k)fluoranthene	ug/L	<5.0	50	50	59.1	65.8	118	132	28-148	11	
Chrysene	ug/L	<5.0	50	50	47.2	47.9	94	96	42-140	1	
Dibenz(a,h)anthracene	ug/L	<5.0	50	50	32.4	29.8	65	60	22-147	8	
Fluoranthene	ug/L	<5.0	50	50	51.6	50.5	103	101	50-123	2	
Fluorene	ug/L	<5.0	50	50	57.9	52.1	116	104	51-118	11	
Indeno(1,2,3-cd)pyrene	ug/L	<5.0	50	50	31.5	29.1	63	58	26-156	8	
Naphthalene	ug/L	9.4	50	50	61.1	62.4	103	106	39-107	2	
Phenanthrene	ug/L	<5.0	50	50	51.5	45.1	103	90	52-126	13	
Pyrene	ug/L	<5.0	50	50	47.4	49.1	95	98	41-137	4	
1,2-Dichlorobenzene-d4 (S)	%.						76	72	16-110		
2-Chlorophenol-d4 (S)	%.						90	84	33-110		
2-Fluorobiphenyl (S)	%.						79	74	43-116		
2-Fluorophenol (S)	%.						56	51	21-110		
Nitrobenzene-d5 (S)	%.						84	91	35-114		
p-Terphenyl-d14 (S)	%.						82	76	33-141		
Phenol-d5 (S)	%.						45	42	10-110		

Results presented on this page are in the units indicated by the "Units" column except where an alternate unit is presented to the right of the result.

This report shall not be reproduced, except in full,
without the written consent of Pace Analytical Services, LLC.

Pace Analytical Services, LLC
575 Broad Hollow Road
Melville, NY 11747
(631)694-3040

QUALITY CONTROL DATA

Project: KODAK HAWKEYE FACILITY
Pace Project No.: 7029505

QC Batch: 39385 | Analysis Method: EPA 9014 Total Cyanide
QC Batch Method: EPA 9010C | Analysis Description: 9014 Cyanide, Total
Associated Lab Samples: 7029505007, 7029505008, 7029505015

METHOD BLANK: 183157 | Matrix: Water
Associated Lab Samples: 7029505007, 7029505008, 7029505015

Parameter	Units	Blank Result	Reporting Limit	Analyzed	Qualifiers
Cyanide	ug/L	<10.0	10.0	09/18/17 18:17	

LABORATORY CONTROL SAMPLE: 183158

Parameter	Units	Spike Conc.	LCS Result	LCS % Rec	% Rec Limits	Qualifiers
Cyanide	ug/L	75	64.9	86	85-115	

MATRIX SPIKE SAMPLE: 183159

Parameter	Units	7029505007 Result	Spike Conc.	MS Result	MS % Rec	% Rec Limits	Qualifiers
Cyanide	ug/L	<10.0	100	83.3	81	75-125	

SAMPLE DUPLICATE: 183160

Parameter	Units	7029505007 Result	Dup Result	RPD	Qualifiers
Cyanide	ug/L	<10.0	<10.0		

Results presented on this page are in the units indicated by the "Units" column except where an alternate unit is presented to the right of the result.

This report shall not be reproduced, except in full,
without the written consent of Pace Analytical Services, LLC.

Pace Analytical Services, LLC
575 Broad Hollow Road
Melville, NY 11747
(631)694-3040

QUALIFIERS

Project: KODAK HAWKEYE FACILITY
Pace Project No.: 7029505

DEFINITIONS

DF - Dilution Factor, if reported, represents the factor applied to the reported data due to dilution of the sample aliquot.

ND - Not Detected at or above adjusted reporting limit.

TNTC - Too Numerous To Count

J - Estimated concentration above the adjusted method detection limit and below the adjusted reporting limit.

MDL - Adjusted Method Detection Limit.

PQL - Practical Quantitation Limit.

RL - Reporting Limit.

S - Surrogate

1,2-Diphenylhydrazine decomposes to and cannot be separated from Azobenzene using Method 8270. The result for each analyte is a combined concentration.

Consistent with EPA guidelines, unrounded data are displayed and have been used to calculate % recovery and RPD values.

LCS(D) - Laboratory Control Sample (Duplicate)

MS(D) - Matrix Spike (Duplicate)

DUP - Sample Duplicate

RPD - Relative Percent Difference

NC - Not Calculable.

SG - Silica Gel - Clean-Up

U - Indicates the compound was analyzed for, but not detected.

N-Nitrosodiphenylamine decomposes and cannot be separated from Diphenylamine using Method 8270. The result reported for each analyte is a combined concentration.

Pace Analytical is TNI accredited. Contact your Pace PM for the current list of accredited analytes.

TNI - The NELAC Institute.

ANALYTE QUALIFIERS

B	Analyte was detected in the associated method blank.
CH	The continuing calibration for this compound is outside of Pace Analytical acceptance limits. The results may be biased high.
CL	The continuing calibration for this compound is outside of Pace Analytical acceptance limits. The results may be biased low.
IH	This analyte exceeded secondary source verification criteria high for the initial calibration. The reported results should be considered an estimated value.
L1	Analyte recovery in the laboratory control sample (LCS) was above QC limits. Results for this analyte in associated samples may be biased high.
M0	Matrix spike recovery and/or matrix spike duplicate recovery was outside laboratory control limits.
M1	Matrix spike recovery exceeded QC limits. Batch accepted based on laboratory control sample (LCS) recovery.
MS	Analyte recovery in the matrix spike was outside QC limits for one or more of the constituent analytes used in the calculated result.
R1	RPD value was outside control limits.

This report shall not be reproduced, except in full,
without the written consent of Pace Analytical Services, LLC.

Pace Analytical Services, LLC
575 Broad Hollow Road
Melville, NY 11747
(631)694-3040

QUALITY CONTROL DATA CROSS REFERENCE TABLE

Project: KODAK HAWKEYE FACILITY
Pace Project No.: 7029505

Lab ID	Sample ID	QC Batch Method	QC Batch	Analytical Method	Analytical Batch
7029505003	**SL6SE**	EPA 3005A	39231	EPA 6010C	39266
7029505007	**IB5SW**	EPA 3005A	39231	EPA 6010C	39266
7029505014	**BLIND DUPLICATE 2**	EPA 3005A	39231	EPA 6010C	39266
7029505003	**SL6SE**	EPA 7470A	39422	EPA 7470A	39443
7029505007	**IB5SW**	EPA 7470A	39422	EPA 7470A	39443
7029505014	**BLIND DUPLICATE 2**	EPA 7470A	39422	EPA 7470A	39443
7029505001	**MW-2**	EPA 3510C	38653	EPA 8270D	38754
7029505001	**MW-2**	EPA 8260C/5030C	39090		
7029505002	**MW-1**	EPA 8260C/5030C	39090		
7029505003	**SL6SE**	EPA 8260C/5030C	39090		
7029505004	**MW-4**	EPA 8260C/5030C	39090		
7029505005	**IB5SW2**	EPA 8260C/5030C	39090		
7029505006	**IB5SW**	EPA 8260C/5030C	39090		
7029505009	**IB12SW**	EPA 8260C/5030C	39090		
7029505010	**MW-7**	EPA 8260C/5030C	39090		
7029505011	**MW-3**	EPA 8260C/5030C	39090		
7029505012	**MW-9**	EPA 8260C/5030C	39090		
7029505016	**BLIND DUPLICATE 4**	EPA 8260C/5030C	39090		
7029505017	**TRIP BLANK**	EPA 8260C/5030C	39090		
7029505007	**IB5SW**	EPA 9010C	39385	EPA 9014 Total Cyanide	39465
7029505008	**IB12SW**	EPA 9010C	39385	EPA 9014 Total Cyanide	39465
7029505015	**BLIND DUPLICATE 3**	EPA 9010C	39385	EPA 9014 Total Cyanide	39465

This report shall not be reproduced, except in full,
without the written consent of Pace Analytical Services, LLC.

Pace Analytical®
www.pacelabs.com

CHAIN-OF-CUSTODY / Analytical Request Document

The Chain-of-Custody is a LEGAL DOCUMENT. All relevant fields must be completed

WO#: 7029505

7029505

Section A Required Client Information:	Section B Required Project Information:	Section C Invoice Information:
Company: LaBella Associates	Report To: Allan Engelbert	Attention: ap@labellapc.com
Address: 300 State Street	Copy To:	Company Name: LaBella Associates
Rochester, NY 14614		Address: Same
Email To: aengelbert@labellapc.com	Purchase Order No.: 2172124	Pace Quote Reference: 00040092
Phone: Fax:	Project Name: Kodak Hawkeye Facility	Pace Project Manager: Lauren Buono
Requested Due Date/TAT: Standard	Project Number: 2172124	Pace Profile #:

REGULATORY AGENCY

☐ NPDES ☐ GROUND WATER ☐ DRINKING WATER
☐ UST ☐ RCRA ☐ OTHER _____

Site Location STATE: NY

Section D Required Client Information

Matrix Codes MATRIX / CODE: Drinking Water DW, Water WT, Waste Water WW, Product P, Soil/Solid SL, Oil OL, Wipe WP, Air AR, Tissue TS, Other OT

SAMPLE ID (A-Z, 0-9 / ,-) Sample IDs MUST BE UNIQUE

Requested Analysis Filtered (Y/N)

ITEM #	SAMPLE ID	MATRIX CODE (see valid codes to left)	SAMPLE TYPE (G=GRAB C=COMP)	COLLECTED COMPOSITE START DATE	COMPOSITE START TIME	COMPOSITE END/GRAB DATE	COMPOSITE END/GRAB TIME	SAMPLE TEMP AT COLLECTION	# OF CONTAINERS	Unpreserved	H_2SO_4	HNO_3	HCl	NaOH	$Na_2S_2O_3$	Methanol	Other	Analysis Test (Y/N) TCL/CP-51 VOC	CP-51 SVOC	TAL Metals	Cyanide	PCBs	Residual Chlorine (Y/N)	Pace Project No./ Lab I.D.
1	MW-2	WT	G			9/6/17	1010		3	✓			✓					X	X					-001
2	MW-1	WT	G			9/6/17	1030		2				✓					X						-002
3	SL6SE	WT	G			9/6/17	1115		3			✓	✓					X		X				-003
4	MW-4	WT	G			9/6/17	1240		2				✓					X						-004
5	IB5SW2	WT	G			9/6/17	1410		2				✓					X						-005
6	IB5SW	WT	G			9/6/17	1430		8			✓	✓	✓				X		X	X			-006 / -007
7	IB12SW	WT	G			9/6/17	1520		10	✓			✓	✓				X			X	X		-008 / -009
8	~~SB4NE~~	~~WT~~	~~G~~																					
9	MW-7	WT	G			9/6/17	1755		2				✓					X						-010
10	MW-3	WT	G			9/6/17	1745		2				✓					X						-011
11	MW-9	WT	G			9/6/17	1800		2				✓					X						-012
12	Blind Duplicate 1	WT	G			9/6/17			1	✓												X		-013

ADDITIONAL COMMENTS	RELINQUISHED BY / AFFILIATION	DATE	TIME	ACCEPTED BY / AFFILIATION	DATE	TIME	SAMPLE CONDITIONS
IB5SW-MS/MSD (Metals/CN)	[signature] / LaBella	9/8/17	0915	[signature] / LaBella	9/8/17	0915	
IB12SW-MS/MSD (VOC/PCB)	[signature] / LaBella	9/8/17	1220	[signature] / PACE	9/8/17	1220	
	[signature] / PACE	9/8/17	1700	[signature]	9/9/17	10:30	4.9C U U Y

ORIGINAL

SAMPLER NAME AND SIGNATURE

PRINT Name of SAMPLER: Allan Engelbert

SIGNATURE of SAMPLER: [signature]

DATE Signed (MM/DD/YY): 09/07/17

Temp in °C | Received on Ice (Y/N) | Custody Sealed Cooler (Y/N) | Samples Intact (Y/N)

*Important Note: By signing this form you are accepting Pace's NET 30 day payment terms and agreeing to late charges of 1.5% per month for any invoices not paid within 30 days.

F-ALL-Q-020rev.07, 15-May-2007

Pace Analytical®
www.pacelabs.com

CHAIN-OF-CUSTODY / Analytical Request Do

The Cha n-of-Custody is a LEGAL DOCUMENT. All relevant fields must be complete

WO#: 7029505
PM: JSA Due Date: 09/18/17
CLIENT: LBA

Section A Required Client Information:
Company: LaBella Associates
Address: 300 State Street, Rochester, NY 14614
Email To: aengelbert@labellapc.com
Phone: Fax:
Requested Due Date/TAT:

Section B Required Project Information:
Report To: Allan Engelbert
Copy To:
Purchase Order No.: 2172124
Project Name: Kodak Hawkeye Facility
Project Number: 2172124

Section C Invoice Information:
Attention: ap@labellapc.com
Company Name: LaBella Associates
Address: Same
Pace Quote Reference: 00040092
Pace Project Manager: Lauren Buono
Pace Profile #:

REGULATORY AGENCY: ☐ NPDES ☐ GROUND WATER ☐ DRINKING WATER ☐ UST ☐ RCRA ☐ OTHER
Site Location STATE: NY

Section D Required Client Information

Matrix Codes (MATRIX / CODE): Drinking Water DW, Water WT, Waste Water WW, Product P, Soil/Solid SL, Oil OL, Wipe WP, Air AR, Tissue TS, Other OT

SAMPLE ID (A-Z, 0-9 / ,-) Sample IDs MUST BE UNIQUE

Requested Analysis Filtered (Y/N): Y/N N N N

ITEM #	SAMPLE ID	MATRIX CODE (see valid codes to left)	SAMPLE TYPE (G=GRAB C=COMP)	COLLECTED Composite Start Date	Composite Start Time	Composite End/Grab Date	Composite End/Grab Time	SAMPLE TEMP AT COLLECTION	# OF CONTAINERS	Unpreserved	H_2SO_4	HNO_3	HCl	NaOH	$Na_2S_2O_3$	Methanol	Other	Analysis Test: TAL Metals	Cyanide	TCL/VP-51 VOC	Residual Chlorine (Y/N)	Pace Project No./ Lab I.D.
1	Blind Duplicate 2	WT	G			9/6/17			1			✓						X				-014
2	Blind Duplicate 3	WT	G			9/6/17			1					✓					X			-015
3	Blind Duplicate 4	WT	G			9/6/17			2				✓							X		-016
4	~~Trip Blank~~	~~WT~~	~~G~~			~~9/6/17~~			~~2~~				~~✓~~									
5	Trip Blank	WT	G			9/7/17	1845		2				✓							X		-017
6																						
7																						
8																						
9																						
10																						
11																						
12																						

ADDITIONAL COMMENTS	RELINQUISHED BY / AFFILIATION	DATE	TIME	ACCEPTED BY / AFFILIATION	DATE	TIME	SAMPLE CONDITIONS			
	LaBella	9/8/17	0915	LaBella	9/8/17	0915				
	LaBella	9/8/17	1220	PACE	9/8/17	1220				
	PACE	9/8/17	1700		9/9/17	10:30	4.9C	Y	Y	Y
							Temp in °C	Received on Ice (Y/N)	Custody Sealed Cooler (Y/N)	Samples Intact (Y/N)

ORIGINAL

SAMPLER NAME AND SIGNATURE
PRINT Name of SAMPLER: Allan Engelbert
SIGNATURE of SAMPLER: DATE Signed (MM/DD/YY): 09/07/17

*Important Note: By signing this form you are accepting Pace's NET 30 day payment terms and agreeing to late charges of 1.5% per month for any invoices not paid within 30 days.

F-ALL-Q-020rev.07, 15-May-2007

Pace Analytical™ Long Island Laboratory

Sample Condition Upon Receipt

WO#: 7029505
PM: JSA Due Date: 09/18/17
CLIENT: LBA

Client Name: Labella

Pro

Courier: [X] Fed Ex [ ] UPS [ ] USPS [ ] Client [ ] Commercial [ ] Pace [ ] Other

Tracking #: 7702 1854 9660

Custody Seal on Cooler/Box Present: [ ] Yes [X] No Seals intact: [ ] Yes [ ] No

Packing Material: [ ] Bubble Wrap [X] Bubble Bags [X] Ziploc [ ] None [ ] Other Type of Ice: (Wet) Blue None

Thermometer Used: TH092 Correction Factor: +0.1 [ ] Samples on ice, cooling process has begun

Cooler Temperature (°C): 4.9 Cooler Temperature Corrected (°C): 5.0 Date/Time 5035A kits placed in freezer _____

Temp should be above freezing to 6.0°C

USDA Regulated Soil ([X] N/A, water sample) Date and Initials of person examining contents: 9/11/17 JP

Did samples originate in a quarantine zone within the United States: AL, AR, CA, FL, GA, ID, LA, MS, NC, NM, NY, OK, OR, SC, TN, TX, or VA (check map)? [ ] YES [ ] NO

Did samples orignate from a foreign source (internationally, including Hawaii and Puerto Rico)? [ ] Yes [X] No

If Yes to either question, fill out a Regulated Soil Checklist (F-LI-C-010) and include with SCUR/COC paperwork.

				COMMENTS:
Chain of Custody Present:	[X] Yes	[ ] No		1.
Chain of Custody Filled Out:	[X] Yes	[ ] No		2.
Chain of Custody Relinquished:	[X] Yes	[ ] No		3.
Sampler Name & Signature on COC:	[X] Yes	[ ] No	[ ] N/A	4.
Samples Arrived within Hold Time:	[X] Yes	[ ] No		5.
Short Hold Time Analysis (<72hr):	[ ] Yes	[X] No		6.
Rush Turn Around Time Requested:	[ ] Yes	[X] No		7.
Sufficient Volume: (Triple volume provided for MS/MSD)	[X] Yes	[ ] No		8.
Correct Containers Used:	[X] Yes	[ ] No		9.
-Pace Containers Used:	[X] Yes	[ ] No		
Containers Intact:	[X] Yes	[ ] No		10.
Filtered volume received for Dissolved tests	[ ] Yes	[ ] No	[X] N/A	11. Note if sediment is visible in the dissolved container.
Sample Labels match COC:	[ ] Yes	[ ] No		12.
-Includes date/time/ID/Analysis Matrix SL (WT) OIL				
All containers needing preservation have been checked	[X] Yes	[ ] No	[ ] N/A	13. [ ] HNO_3 [ ] H_2SO_4 [ ] NaOH [ ] HCl
pH paper Lot # HC601354				Sample #
All containers needing preservation are found to be in compliance with EPA recommendation? (HNO_3, H_2SO_4, HCl, NaOH>9 Sulfide, NAOH>12 Cyanide) Exceptions: VOA, Coliform, TOC/DOC, Oil and Grease, DRO/8015 (water). Per Method, VOA pH is checked after analysis	[X] Yes	[ ] No	[ ] N/A	Initial when completed: / Lot # of added preservative: / Date/Time preservative added
Samples checked for dechlorination:	[ ] Yes	[ ] No	[X] N/A	14.
Residual chlorine strips Lot #				Positive for Res. Chlorine? Y N
Headspace in VOA Vials (>6mm):	[ ] Yes	[X] No	[ ] N/A	15.
Trip Blank Present:	[X] Yes	[ ] No	[ ] N/A	16.
Trip Blank Custody Seals Present	[X] Yes	[ ] No	[ ] N/A	
Pace Trip Blank Lot # (if applicable): _____				

Client Notification/ Resolution: Field Data Required? Y / N

Person Contacted: _____ Date/Time: _____

Comments/ Resolution: _____

* PM (Project Manager) review is documented electronically in LIMS.

F-LI-C-002-rev.01

Pace Analytical Services, LLC
575 Broad Hollow Road
Melville, NY 11747
(631)694-3040

September 29, 2017

Ann Aquilina
LaBella Associates
300 State Street
Suite 201
Rochester, NY 14614

RE: Project: KODAK HAWKEYE FACILITY
Pace Project No.: 7029493

Dear Ann Aquilina:
Enclosed are the analytical results for sample(s) received by the laboratory on September 09, 2017. The results relate only to the samples included in this report. Results reported herein conform to the most current, applicable TNI/NELAC standards and the laboratory's Quality Assurance Manual, where applicable, unless otherwise noted in the body of the report.

If you have any questions concerning this report, please feel free to contact me.

Sincerely,

Jennifer Aracri
jennifer.aracri@pacelabs.com
(631)694-3040
Project Manager

Enclosures

cc: Allan Engelbert, LaBella Associates

This report shall not be reproduced, except in full,
without the written consent of Pace Analytical Services, LLC.

Pace Analytical Services, LLC
575 Broad Hollow Road
Melville, NY 11747
(631)694-3040

CERTIFICATIONS

Project: KODAK HAWKEYE FACILITY
Pace Project No.: 7029493

Long Island Certification IDs

575 Broad Hollow Rd, Melville, NY 11747
New York Certification #: 10478 Primary Accrediting Body
New Jersey Certification #: NY158
Pennsylvania Certification #: 68-00350
Connecticut Certification #: PH-0435
Maryland Certification #: 208
Rhode Island Certification #: LAO00340
Massachusetts Certification #: M-NY026
New Hampshire Certification #: 2987

This report shall not be reproduced, except in full,
without the written consent of Pace Analytical Services, LLC.

Pace Analytical Services, LLC
575 Broad Hollow Road
Melville, NY 11747
(631)694-3040

ANALYTICAL RESULTS

Project: KODAK HAWKEYE FACILITY
Pace Project No.: 7029493

Sample: IB11AW **Lab ID: 7029493001** Collected: 09/07/17 08:50 Received: 09/09/17 10:30 Matrix: Water

Parameters	Results	Units	Report Limit	DF	Prepared	Analyzed	CAS No.	Qual
6010 MET ICP	Analytical Method: EPA 6010C Preparation Method: EPA 3005A							
Aluminum	**<200**	ug/L	200	1	09/15/17 09:42	09/17/17 10:47	7429-90-5	
Antimony	**<60.0**	ug/L	60.0	1	09/15/17 09:42	09/17/17 10:47	7440-36-0	
Arsenic	**<10.0**	ug/L	10.0	1	09/15/17 09:42	09/17/17 10:47	7440-38-2	
Barium	**122J**	ug/L	200	1	09/15/17 09:42	09/17/17 10:47	7440-39-3	
Beryllium	**<5.0**	ug/L	5.0	1	09/15/17 09:42	09/17/17 10:47	7440-41-7	
Cadmium	**<2.5**	ug/L	2.5	1	09/15/17 09:42	09/17/17 10:47	7440-43-9	
Calcium	**166000**	ug/L	200	1	09/15/17 09:42	09/17/17 10:47	7440-70-2	
Chromium	**<10.0**	ug/L	10.0	1	09/15/17 09:42	09/17/17 10:47	7440-47-3	
Cobalt	**1.1J**	ug/L	50.0	1	09/15/17 09:42	09/17/17 10:47	7440-48-4	
Copper	**<25.0**	ug/L	25.0	1	09/15/17 09:42	09/17/17 10:47	7440-50-8	
Iron	**<200**	ug/L	200	10	09/15/17 09:42	09/18/17 14:01	7439-89-6	
Lead	**2.3J**	ug/L	5.0	1	09/15/17 09:42	09/17/17 10:47	7439-92-1	
Magnesium	**63700**	ug/L	200	1	09/15/17 09:42	09/17/17 10:47	7439-95-4	
Manganese	**44.2**	ug/L	10.0	1	09/15/17 09:42	09/17/17 10:47	7439-96-5	
Nickel	**2.1J**	ug/L	40.0	1	09/15/17 09:42	09/17/17 10:47	7440-02-0	
Potassium	**9100**	ug/L	5000	1	09/15/17 09:42	09/17/17 10:47	7440-09-7	
Selenium	**<10.0**	ug/L	10.0	1	09/15/17 09:42	09/17/17 10:47	7782-49-2	
Silver	**<10.0**	ug/L	10.0	1	09/15/17 09:42	09/17/17 10:47	7440-22-4	
Sodium	**648000**	ug/L	5000	1	09/15/17 09:42	09/17/17 10:47	7440-23-5	
Thallium	**<10.0**	ug/L	10.0	1	09/15/17 09:42	09/17/17 10:47	7440-28-0	
Vanadium	**1.0J**	ug/L	50.0	1	09/15/17 09:42	09/17/17 10:47	7440-62-2	
Zinc	**21.5**	ug/L	20.0	1	09/15/17 09:42	09/17/17 10:47	7440-66-6	
7470 Mercury	Analytical Method: EPA 7470A Preparation Method: EPA 7470A							
Mercury	**<0.20**	ug/L	0.20	1	09/18/17 10:34	09/18/17 16:01	7439-97-6	
8260C Volatile Organics	Analytical Method: EPA 8260C/5030C							
1,1,1-Trichloroethane	**<1.0**	ug/L	1.0	1		09/14/17 19:21	71-55-6	
1,1,2,2-Tetrachloroethane	**<1.0**	ug/L	1.0	1		09/14/17 19:21	79-34-5	CL
1,1,2-Trichloroethane	**<1.0**	ug/L	1.0	1		09/14/17 19:21	79-00-5	
1,1,2-Trichlorotrifluoroethane	**<1.0**	ug/L	1.0	1		09/14/17 19:21	76-13-1	
1,1-Dichloroethane	**<1.0**	ug/L	1.0	1		09/14/17 19:21	75-34-3	
1,1-Dichloroethene	**<1.0**	ug/L	1.0	1		09/14/17 19:21	75-35-4	
1,2,4-Trichlorobenzene	**<1.0**	ug/L	1.0	1		09/14/17 19:21	120-82-1	
1,2-Dibromo-3-chloropropane	**<1.0**	ug/L	1.0	1		09/14/17 19:21	96-12-8	CL
1,2-Dibromoethane (EDB)	**<1.0**	ug/L	1.0	1		09/14/17 19:21	106-93-4	
1,2-Dichlorobenzene	**<1.0**	ug/L	1.0	1		09/14/17 19:21	95-50-1	
1,2-Dichloroethane	**<1.0**	ug/L	1.0	1		09/14/17 19:21	107-06-2	
1,2-Dichloropropane	**<1.0**	ug/L	1.0	1		09/14/17 19:21	78-87-5	
1,3-Dichlorobenzene	**<1.0**	ug/L	1.0	1		09/14/17 19:21	541-73-1	
1,4-Dichlorobenzene	**<1.0**	ug/L	1.0	1		09/14/17 19:21	106-46-7	
2-Butanone (MEK)	**<5.0**	ug/L	5.0	1		09/14/17 19:21	78-93-3	
2-Hexanone	**<5.0**	ug/L	5.0	1		09/14/17 19:21	591-78-6	
4-Methyl-2-pentanone (MIBK)	**<5.0**	ug/L	5.0	1		09/14/17 19:21	108-10-1	
Acetone	**16.2**	ug/L	5.0	1		09/14/17 19:21	67-64-1	
Benzene	**<1.0**	ug/L	1.0	1		09/14/17 19:21	71-43-2	

This report shall not be reproduced, except in full,
without the written consent of Pace Analytical Services, LLC.

Pace Analytical Services, LLC
575 Broad Hollow Road
Melville, NY 11747
(631)694-3040

ANALYTICAL RESULTS

Project: KODAK HAWKEYE FACILITY
Pace Project No.: 7029493

Sample: IB11AW **Lab ID: 7029493001** Collected: 09/07/17 08:50 Received: 09/09/17 10:30 Matrix: Water

Parameters	Results	Units	Report Limit	DF	Prepared	Analyzed	CAS No.	Qual
8260C Volatile Organics	Analytical Method: EPA 8260C/5030C							
Bromodichloromethane	**<1.0**	ug/L	1.0	1		09/14/17 19:21	75-27-4	
Bromoform	**<1.0**	ug/L	1.0	1		09/14/17 19:21	75-25-2	
Bromomethane	**<1.0**	ug/L	1.0	1		09/14/17 19:21	74-83-9	
Carbon disulfide	**<1.0**	ug/L	1.0	1		09/14/17 19:21	75-15-0	
Carbon tetrachloride	**<1.0**	ug/L	1.0	1		09/14/17 19:21	56-23-5	
Chlorobenzene	**<1.0**	ug/L	1.0	1		09/14/17 19:21	108-90-7	
Chloroethane	**<1.0**	ug/L	1.0	1		09/14/17 19:21	75-00-3	
Chloroform	**<1.0**	ug/L	1.0	1		09/14/17 19:21	67-66-3	
Chloromethane	**<1.0**	ug/L	1.0	1		09/14/17 19:21	74-87-3	
Cyclohexane	**<1.0**	ug/L	1.0	1		09/14/17 19:21	110-82-7	
Dibromochloromethane	**<1.0**	ug/L	1.0	1		09/14/17 19:21	124-48-1	
Dichlorodifluoromethane	**<1.0**	ug/L	1.0	1		09/14/17 19:21	75-71-8	
Ethylbenzene	**<1.0**	ug/L	1.0	1		09/14/17 19:21	100-41-4	
Isopropylbenzene (Cumene)	**<1.0**	ug/L	1.0	1		09/14/17 19:21	98-82-8	
Methyl acetate	**<1.0**	ug/L	1.0	1		09/14/17 19:21	79-20-9	L1
Methyl-tert-butyl ether	**4.8**	ug/L	1.0	1		09/14/17 19:21	1634-04-4	
Methylcyclohexane	**<1.0**	ug/L	1.0	1		09/14/17 19:21	108-87-2	
Methylene Chloride	**<1.0**	ug/L	1.0	1		09/14/17 19:21	75-09-2	
Styrene	**<1.0**	ug/L	1.0	1		09/14/17 19:21	100-42-5	
Tetrachloroethene	**<1.0**	ug/L	1.0	1		09/14/17 19:21	127-18-4	
Toluene	**<1.0**	ug/L	1.0	1		09/14/17 19:21	108-88-3	
Trichloroethene	**13.9**	ug/L	1.0	1		09/14/17 19:21	79-01-6	
Trichlorofluoromethane	**<1.0**	ug/L	1.0	1		09/14/17 19:21	75-69-4	
Vinyl chloride	**<1.0**	ug/L	1.0	1		09/14/17 19:21	75-01-4	
Xylene (Total)	**<2.0**	ug/L	2.0	1		09/14/17 19:21	1330-20-7	
cis-1,2-Dichloroethene	**5.4**	ug/L	1.0	1		09/14/17 19:21	156-59-2	
cis-1,3-Dichloropropene	**<1.0**	ug/L	1.0	1		09/14/17 19:21	10061-01-5	
trans-1,2-Dichloroethene	**<1.0**	ug/L	1.0	1		09/14/17 19:21	156-60-5	
trans-1,3-Dichloropropene	**<1.0**	ug/L	1.0	1		09/14/17 19:21	10061-02-6	
Surrogates								
1,2-Dichloroethane-d4 (S)	110	%.	68-153	1		09/14/17 19:21	17060-07-0	
4-Bromofluorobenzene (S)	111	%.	79-124	1		09/14/17 19:21	460-00-4	
Toluene-d8 (S)	97	%.	69-124	1		09/14/17 19:21	2037-26-5	

This report shall not be reproduced, except in full,
without the written consent of Pace Analytical Services, LLC.

Pace Analytical Services, LLC
575 Broad Hollow Road
Melville, NY 11747
(631)694-3040

ANALYTICAL RESULTS

Project: KODAK HAWKEYE FACILITY
Pace Project No.: 7029493

Sample: MW-8 **Lab ID: 7029493002** Collected: 09/07/17 09:40 Received: 09/09/17 10:30 Matrix: Water

Parameters	Results	Units	Report Limit	DF	Prepared	Analyzed	CAS No.	Qual
8260C Volatile Organics	Analytical Method: EPA 8260C/5030C							
1,1,1-Trichloroethane	**<1.0**	ug/L	1.0	1		09/14/17 19:41	71-55-6	
1,1,2,2-Tetrachloroethane	**<1.0**	ug/L	1.0	1		09/14/17 19:41	79-34-5	CL
1,1,2-Trichloroethane	**<1.0**	ug/L	1.0	1		09/14/17 19:41	79-00-5	
1,1,2-Trichlorotrifluoroethane	**<1.0**	ug/L	1.0	1		09/14/17 19:41	76-13-1	
1,1-Dichloroethane	**<1.0**	ug/L	1.0	1		09/14/17 19:41	75-34-3	
1,1-Dichloroethene	**<1.0**	ug/L	1.0	1		09/14/17 19:41	75-35-4	
1,2,4-Trichlorobenzene	**<1.0**	ug/L	1.0	1		09/14/17 19:41	120-82-1	
1,2-Dibromo-3-chloropropane	**<1.0**	ug/L	1.0	1		09/14/17 19:41	96-12-8	CL
1,2-Dibromoethane (EDB)	**<1.0**	ug/L	1.0	1		09/14/17 19:41	106-93-4	
1,2-Dichlorobenzene	**<1.0**	ug/L	1.0	1		09/14/17 19:41	95-50-1	
1,2-Dichloroethane	**<1.0**	ug/L	1.0	1		09/14/17 19:41	107-06-2	
1,2-Dichloropropane	**<1.0**	ug/L	1.0	1		09/14/17 19:41	78-87-5	
1,3-Dichlorobenzene	**<1.0**	ug/L	1.0	1		09/14/17 19:41	541-73-1	
1,4-Dichlorobenzene	**<1.0**	ug/L	1.0	1		09/14/17 19:41	106-46-7	
2-Butanone (MEK)	**<5.0**	ug/L	5.0	1		09/14/17 19:41	78-93-3	
2-Hexanone	**<5.0**	ug/L	5.0	1		09/14/17 19:41	591-78-6	
4-Methyl-2-pentanone (MIBK)	**<5.0**	ug/L	5.0	1		09/14/17 19:41	108-10-1	
Acetone	**40.8**	ug/L	5.0	1		09/14/17 19:41	67-64-1	
Benzene	**<1.0**	ug/L	1.0	1		09/14/17 19:41	71-43-2	
Bromodichloromethane	**<1.0**	ug/L	1.0	1		09/14/17 19:41	75-27-4	
Bromoform	**<1.0**	ug/L	1.0	1		09/14/17 19:41	75-25-2	
Bromomethane	**<1.0**	ug/L	1.0	1		09/14/17 19:41	74-83-9	
Carbon disulfide	**<1.0**	ug/L	1.0	1		09/14/17 19:41	75-15-0	
Carbon tetrachloride	**<1.0**	ug/L	1.0	1		09/14/17 19:41	56-23-5	
Chlorobenzene	**<1.0**	ug/L	1.0	1		09/14/17 19:41	108-90-7	
Chloroethane	**<1.0**	ug/L	1.0	1		09/14/17 19:41	75-00-3	
Chloroform	**<1.0**	ug/L	1.0	1		09/14/17 19:41	67-66-3	
Chloromethane	**<1.0**	ug/L	1.0	1		09/14/17 19:41	74-87-3	
Cyclohexane	**<1.0**	ug/L	1.0	1		09/14/17 19:41	110-82-7	
Dibromochloromethane	**<1.0**	ug/L	1.0	1		09/14/17 19:41	124-48-1	
Dichlorodifluoromethane	**<1.0**	ug/L	1.0	1		09/14/17 19:41	75-71-8	
Ethylbenzene	**<1.0**	ug/L	1.0	1		09/14/17 19:41	100-41-4	
Isopropylbenzene (Cumene)	**<1.0**	ug/L	1.0	1		09/14/17 19:41	98-82-8	
Methyl acetate	**<1.0**	ug/L	1.0	1		09/14/17 19:41	79-20-9	L1
Methyl-tert-butyl ether	**<1.0**	ug/L	1.0	1		09/14/17 19:41	1634-04-4	
Methylcyclohexane	**<1.0**	ug/L	1.0	1		09/14/17 19:41	108-87-2	
Methylene Chloride	**<1.0**	ug/L	1.0	1		09/14/17 19:41	75-09-2	
Styrene	**<1.0**	ug/L	1.0	1		09/14/17 19:41	100-42-5	
Tetrachloroethene	**<1.0**	ug/L	1.0	1		09/14/17 19:41	127-18-4	
Toluene	**<1.0**	ug/L	1.0	1		09/14/17 19:41	108-88-3	
Trichloroethene	**<1.0**	ug/L	1.0	1		09/14/17 19:41	79-01-6	
Trichlorofluoromethane	**<1.0**	ug/L	1.0	1		09/14/17 19:41	75-69-4	
Vinyl chloride	**<1.0**	ug/L	1.0	1		09/14/17 19:41	75-01-4	
Xylene (Total)	**<2.0**	ug/L	2.0	1		09/14/17 19:41	1330-20-7	
cis-1,2-Dichloroethene	**<1.0**	ug/L	1.0	1		09/14/17 19:41	156-59-2	
cis-1,3-Dichloropropene	**<1.0**	ug/L	1.0	1		09/14/17 19:41	10061-01-5	
trans-1,2-Dichloroethene	**<1.0**	ug/L	1.0	1		09/14/17 19:41	156-60-5	

This report shall not be reproduced, except in full,
without the written consent of Pace Analytical Services, LLC.

Pace Analytical Services, LLC
575 Broad Hollow Road
Melville, NY 11747
(631)694-3040

ANALYTICAL RESULTS

Project: KODAK HAWKEYE FACILITY
Pace Project No.: 7029493

Sample: MW-8 **Lab ID: 7029493002** Collected: 09/07/17 09:40 Received: 09/09/17 10:30 Matrix: Water

Parameters	Results	Units	Report Limit	DF	Prepared	Analyzed	CAS No.	Qual
8260C Volatile Organics	Analytical Method: EPA 8260C/5030C							
trans-1,3-Dichloropropene	**<1.0**	ug/L	1.0	1		09/14/17 19:41	10061-02-6	
Surrogates								
1,2-Dichloroethane-d4 (S)	112	%.	68-153	1		09/14/17 19:41	17060-07-0	
4-Bromofluorobenzene (S)	112	%.	79-124	1		09/14/17 19:41	460-00-4	
Toluene-d8 (S)	97	%.	69-124	1		09/14/17 19:41	2037-26-5	

This report shall not be reproduced, except in full,
without the written consent of Pace Analytical Services, LLC.

Pace Analytical Services, LLC
575 Broad Hollow Road
Melville, NY 11747
(631)694-3040

ANALYTICAL RESULTS

Project: KODAK HAWKEYE FACILITY
Pace Project No.: 7029493

Sample: MW-11 **Lab ID: 7029493003** Collected: 09/07/17 10:15 Received: 09/09/17 10:30 Matrix: Water

Parameters	Results	Units	Report Limit	DF	Prepared	Analyzed	CAS No.	Qual
8270 MSSV	Analytical Method: EPA 8270D Preparation Method: EPA 3510C							
Acenaphthene	**<5.0**	ug/L	5.0	1	09/12/17 12:00	09/18/17 16:47	83-32-9	
Acenaphthylene	**<5.0**	ug/L	5.0	1	09/12/17 12:00	09/18/17 16:47	208-96-8	
Anthracene	**<5.0**	ug/L	5.0	1	09/12/17 12:00	09/18/17 16:47	120-12-7	
Benzo(a)anthracene	**<5.0**	ug/L	5.0	1	09/12/17 12:00	09/18/17 16:47	56-55-3	
Benzo(a)pyrene	**<5.0**	ug/L	5.0	1	09/12/17 12:00	09/18/17 16:47	50-32-8	
Benzo(b)fluoranthene	**<5.0**	ug/L	5.0	1	09/12/17 12:00	09/18/17 16:47	205-99-2	
Benzo(g,h,i)perylene	**<5.0**	ug/L	5.0	1	09/12/17 12:00	09/18/17 16:47	191-24-2	
Benzo(k)fluoranthene	**<5.0**	ug/L	5.0	1	09/12/17 12:00	09/18/17 16:47	207-08-9	
Chrysene	**<5.0**	ug/L	5.0	1	09/12/17 12:00	09/18/17 16:47	218-01-9	
Dibenz(a,h)anthracene	**<5.0**	ug/L	5.0	1	09/12/17 12:00	09/18/17 16:47	53-70-3	
Fluoranthene	**<5.0**	ug/L	5.0	1	09/12/17 12:00	09/18/17 16:47	206-44-0	
Fluorene	**<5.0**	ug/L	5.0	1	09/12/17 12:00	09/18/17 16:47	86-73-7	
Indeno(1,2,3-cd)pyrene	**<5.0**	ug/L	5.0	1	09/12/17 12:00	09/18/17 16:47	193-39-5	
2-Methylnaphthalene	**<5.0**	ug/L	5.0	1	09/12/17 12:00	09/18/17 16:47	91-57-6	
Naphthalene	**<5.0**	ug/L	5.0	1	09/12/17 12:00	09/18/17 16:47	91-20-3	
Phenanthrene	**<5.0**	ug/L	5.0	1	09/12/17 12:00	09/18/17 16:47	85-01-8	
Pyrene	**<5.0**	ug/L	5.0	1	09/12/17 12:00	09/18/17 16:47	129-00-0	
Surrogates								
Nitrobenzene-d5 (S)	80	%.	35-114	1	09/12/17 12:00	09/18/17 16:47	4165-60-0	
2-Fluorobiphenyl (S)	67	%.	43-116	1	09/12/17 12:00	09/18/17 16:47	321-60-8	
p-Terphenyl-d14 (S)	18	%.	33-141	1	09/12/17 12:00	09/18/17 16:47	1718-51-0	S0
Phenol-d5 (S)	34	%.	10-110	1	09/12/17 12:00	09/18/17 16:47	4165-62-2	
2-Fluorophenol (S)	50	%.	21-110	1	09/12/17 12:00	09/18/17 16:47	367-12-4	
2,4,6-Tribromophenol (S)	86	%.	10-123	1	09/12/17 12:00	09/18/17 16:47	118-79-6	
2-Chlorophenol-d4 (S)	76	%.	33-110	1	09/12/17 12:00	09/18/17 16:47	93951-73-6	
1,2-Dichlorobenzene-d4 (S)	73	%.	16-110	1	09/12/17 12:00	09/18/17 16:47	2199-69-1	
8260C Volatile Organics	Analytical Method: EPA 8260C/5030C							
1,1,1-Trichloroethane	**<1.0**	ug/L	1.0	1		09/14/17 20:01	71-55-6	
1,1,2,2-Tetrachloroethane	**<1.0**	ug/L	1.0	1		09/14/17 20:01	79-34-5	CL
1,1,2-Trichloroethane	**<1.0**	ug/L	1.0	1		09/14/17 20:01	79-00-5	
1,1,2-Trichlorotrifluoroethane	**<1.0**	ug/L	1.0	1		09/14/17 20:01	76-13-1	
1,1-Dichloroethane	**<1.0**	ug/L	1.0	1		09/14/17 20:01	75-34-3	
1,1-Dichloroethene	**<1.0**	ug/L	1.0	1		09/14/17 20:01	75-35-4	
1,2,4-Trichlorobenzene	**<1.0**	ug/L	1.0	1		09/14/17 20:01	120-82-1	
1,2-Dibromo-3-chloropropane	**<1.0**	ug/L	1.0	1		09/14/17 20:01	96-12-8	CL
1,2-Dibromoethane (EDB)	**<1.0**	ug/L	1.0	1		09/14/17 20:01	106-93-4	
1,2-Dichlorobenzene	**<1.0**	ug/L	1.0	1		09/14/17 20:01	95-50-1	
1,2-Dichloroethane	**<1.0**	ug/L	1.0	1		09/14/17 20:01	107-06-2	
1,2-Dichloropropane	**<1.0**	ug/L	1.0	1		09/14/17 20:01	78-87-5	
1,3-Dichlorobenzene	**<1.0**	ug/L	1.0	1		09/14/17 20:01	541-73-1	
1,4-Dichlorobenzene	**<1.0**	ug/L	1.0	1		09/14/17 20:01	106-46-7	
2-Butanone (MEK)	**1.7J**	ug/L	5.0	1		09/14/17 20:01	78-93-3	
2-Hexanone	**<5.0**	ug/L	5.0	1		09/14/17 20:01	591-78-6	
4-Methyl-2-pentanone (MIBK)	**<5.0**	ug/L	5.0	1		09/14/17 20:01	108-10-1	
Acetone	**31.3**	ug/L	5.0	1		09/14/17 20:01	67-64-1	
Benzene	**<1.0**	ug/L	1.0	1		09/14/17 20:01	71-43-2	

This report shall not be reproduced, except in full,
without the written consent of Pace Analytical Services, LLC.

Pace Analytical Services, LLC
575 Broad Hollow Road
Melville, NY 11747
(631)694-3040

ANALYTICAL RESULTS

Project: KODAK HAWKEYE FACILITY
Pace Project No.: 7029493

Sample: MW-11 **Lab ID: 7029493003** Collected: 09/07/17 10:15 Received: 09/09/17 10:30 Matrix: Water

Parameters	Results	Units	Report Limit	DF	Prepared	Analyzed	CAS No.	Qual
8260C Volatile Organics	Analytical Method: EPA 8260C/5030C							
Bromodichloromethane	**<1.0**	ug/L	1.0	1		09/14/17 20:01	75-27-4	
Bromoform	**<1.0**	ug/L	1.0	1		09/14/17 20:01	75-25-2	
Bromomethane	**<1.0**	ug/L	1.0	1		09/14/17 20:01	74-83-9	
Carbon disulfide	**<1.0**	ug/L	1.0	1		09/14/17 20:01	75-15-0	
Carbon tetrachloride	**<1.0**	ug/L	1.0	1		09/14/17 20:01	56-23-5	
Chlorobenzene	**<1.0**	ug/L	1.0	1		09/14/17 20:01	108-90-7	
Chloroethane	**<1.0**	ug/L	1.0	1		09/14/17 20:01	75-00-3	
Chloroform	**<1.0**	ug/L	1.0	1		09/14/17 20:01	67-66-3	
Chloromethane	**<1.0**	ug/L	1.0	1		09/14/17 20:01	74-87-3	
Cyclohexane	**<1.0**	ug/L	1.0	1		09/14/17 20:01	110-82-7	
Dibromochloromethane	**<1.0**	ug/L	1.0	1		09/14/17 20:01	124-48-1	
Dichlorodifluoromethane	**<1.0**	ug/L	1.0	1		09/14/17 20:01	75-71-8	
Ethylbenzene	**<1.0**	ug/L	1.0	1		09/14/17 20:01	100-41-4	
Isopropylbenzene (Cumene)	**<1.0**	ug/L	1.0	1		09/14/17 20:01	98-82-8	
Methyl acetate	**<1.0**	ug/L	1.0	1		09/14/17 20:01	79-20-9	L1
Methyl-tert-butyl ether	**<1.0**	ug/L	1.0	1		09/14/17 20:01	1634-04-4	
Methylcyclohexane	**<1.0**	ug/L	1.0	1		09/14/17 20:01	108-87-2	
Methylene Chloride	**<1.0**	ug/L	1.0	1		09/14/17 20:01	75-09-2	
Styrene	**<1.0**	ug/L	1.0	1		09/14/17 20:01	100-42-5	
Tetrachloroethene	**<1.0**	ug/L	1.0	1		09/14/17 20:01	127-18-4	
Toluene	**<1.0**	ug/L	1.0	1		09/14/17 20:01	108-88-3	
Trichloroethene	**<1.0**	ug/L	1.0	1		09/14/17 20:01	79-01-6	
Trichlorofluoromethane	**<1.0**	ug/L	1.0	1		09/14/17 20:01	75-69-4	
Vinyl chloride	**<1.0**	ug/L	1.0	1		09/14/17 20:01	75-01-4	
Xylene (Total)	**<2.0**	ug/L	2.0	1		09/14/17 20:01	1330-20-7	
cis-1,2-Dichloroethene	**<1.0**	ug/L	1.0	1		09/14/17 20:01	156-59-2	
cis-1,3-Dichloropropene	**<1.0**	ug/L	1.0	1		09/14/17 20:01	10061-01-5	
trans-1,2-Dichloroethene	**<1.0**	ug/L	1.0	1		09/14/17 20:01	156-60-5	
trans-1,3-Dichloropropene	**<1.0**	ug/L	1.0	1		09/14/17 20:01	10061-02-6	
Surrogates								
1,2-Dichloroethane-d4 (S)	111	%.	68-153	1		09/14/17 20:01	17060-07-0	
4-Bromofluorobenzene (S)	112	%.	79-124	1		09/14/17 20:01	460-00-4	
Toluene-d8 (S)	97	%.	69-124	1		09/14/17 20:01	2037-26-5	

This report shall not be reproduced, except in full,
without the written consent of Pace Analytical Services, LLC.

Pace Analytical Services, LLC
575 Broad Hollow Road
Melville, NY 11747
(631)694-3040

ANALYTICAL RESULTS

Project: KODAK HAWKEYE FACILITY
Pace Project No.: 7029493

Sample: IL2NE **Lab ID: 7029493004** Collected: 09/07/17 10:00 Received: 09/09/17 10:30 Matrix: Water

Parameters	Results	Units	Report Limit	DF	Prepared	Analyzed	CAS No.	Qual
8260C Volatile Organics	Analytical Method: EPA 8260C/5030C							
1,1,1-Trichloroethane	**<1.0**	ug/L	1.0	1		09/14/17 20:20	71-55-6	
1,1,2,2-Tetrachloroethane	**<1.0**	ug/L	1.0	1		09/14/17 20:20	79-34-5	CL
1,1,2-Trichloroethane	**<1.0**	ug/L	1.0	1		09/14/17 20:20	79-00-5	
1,1,2-Trichlorotrifluoroethane	**<1.0**	ug/L	1.0	1		09/14/17 20:20	76-13-1	
1,1-Dichloroethane	**<1.0**	ug/L	1.0	1		09/14/17 20:20	75-34-3	
1,1-Dichloroethene	**<1.0**	ug/L	1.0	1		09/14/17 20:20	75-35-4	
1,2,4-Trichlorobenzene	**<1.0**	ug/L	1.0	1		09/14/17 20:20	120-82-1	
1,2-Dibromo-3-chloropropane	**<1.0**	ug/L	1.0	1		09/14/17 20:20	96-12-8	CL
1,2-Dibromoethane (EDB)	**<1.0**	ug/L	1.0	1		09/14/17 20:20	106-93-4	
1,2-Dichlorobenzene	**<1.0**	ug/L	1.0	1		09/14/17 20:20	95-50-1	
1,2-Dichloroethane	**<1.0**	ug/L	1.0	1		09/14/17 20:20	107-06-2	
1,2-Dichloropropane	**<1.0**	ug/L	1.0	1		09/14/17 20:20	78-87-5	
1,3-Dichlorobenzene	**<1.0**	ug/L	1.0	1		09/14/17 20:20	541-73-1	
1,4-Dichlorobenzene	**<1.0**	ug/L	1.0	1		09/14/17 20:20	106-46-7	
2-Butanone (MEK)	**<5.0**	ug/L	5.0	1		09/14/17 20:20	78-93-3	
2-Hexanone	**<5.0**	ug/L	5.0	1		09/14/17 20:20	591-78-6	
4-Methyl-2-pentanone (MIBK)	**<5.0**	ug/L	5.0	1		09/14/17 20:20	108-10-1	
Acetone	**19.0**	ug/L	5.0	1		09/14/17 20:20	67-64-1	
Benzene	**<1.0**	ug/L	1.0	1		09/14/17 20:20	71-43-2	
Bromodichloromethane	**<1.0**	ug/L	1.0	1		09/14/17 20:20	75-27-4	
Bromoform	**<1.0**	ug/L	1.0	1		09/14/17 20:20	75-25-2	
Bromomethane	**<1.0**	ug/L	1.0	1		09/14/17 20:20	74-83-9	
Carbon disulfide	**<1.0**	ug/L	1.0	1		09/14/17 20:20	75-15-0	
Carbon tetrachloride	**<1.0**	ug/L	1.0	1		09/14/17 20:20	56-23-5	
Chlorobenzene	**<1.0**	ug/L	1.0	1		09/14/17 20:20	108-90-7	
Chloroethane	**<1.0**	ug/L	1.0	1		09/14/17 20:20	75-00-3	
Chloroform	**<1.0**	ug/L	1.0	1		09/14/17 20:20	67-66-3	
Chloromethane	**<1.0**	ug/L	1.0	1		09/14/17 20:20	74-87-3	
Cyclohexane	**<1.0**	ug/L	1.0	1		09/14/17 20:20	110-82-7	
Dibromochloromethane	**<1.0**	ug/L	1.0	1		09/14/17 20:20	124-48-1	
Dichlorodifluoromethane	**<1.0**	ug/L	1.0	1		09/14/17 20:20	75-71-8	
Ethylbenzene	**<1.0**	ug/L	1.0	1		09/14/17 20:20	100-41-4	
Isopropylbenzene (Cumene)	**<1.0**	ug/L	1.0	1		09/14/17 20:20	98-82-8	
Methyl acetate	**<1.0**	ug/L	1.0	1		09/14/17 20:20	79-20-9	L1
Methyl-tert-butyl ether	**<1.0**	ug/L	1.0	1		09/14/17 20:20	1634-04-4	
Methylcyclohexane	**<1.0**	ug/L	1.0	1		09/14/17 20:20	108-87-2	
Methylene Chloride	**<1.0**	ug/L	1.0	1		09/14/17 20:20	75-09-2	
Styrene	**<1.0**	ug/L	1.0	1		09/14/17 20:20	100-42-5	
Tetrachloroethene	**2.2**	ug/L	1.0	1		09/14/17 20:20	127-18-4	
Toluene	**<1.0**	ug/L	1.0	1		09/14/17 20:20	108-88-3	
Trichloroethene	**8.1**	ug/L	1.0	1		09/14/17 20:20	79-01-6	
Trichlorofluoromethane	**<1.0**	ug/L	1.0	1		09/14/17 20:20	75-69-4	
Vinyl chloride	**<1.0**	ug/L	1.0	1		09/14/17 20:20	75-01-4	
Xylene (Total)	**<2.0**	ug/L	2.0	1		09/14/17 20:20	1330-20-7	
cis-1,2-Dichloroethene	**<1.0**	ug/L	1.0	1		09/14/17 20:20	156-59-2	
cis-1,3-Dichloropropene	**<1.0**	ug/L	1.0	1		09/14/17 20:20	10061-01-5	
trans-1,2-Dichloroethene	**<1.0**	ug/L	1.0	1		09/14/17 20:20	156-60-5	

This report shall not be reproduced, except in full,
without the written consent of Pace Analytical Services, LLC.

Pace Analytical Services, LLC
575 Broad Hollow Road
Melville, NY 11747
(631)694-3040

ANALYTICAL RESULTS

Project: KODAK HAWKEYE FACILITY
Pace Project No.: 7029493

Sample: IL2NE **Lab ID: 7029493004** Collected: 09/07/17 10:00 Received: 09/09/17 10:30 Matrix: Water

Parameters	Results	Units	Report Limit	DF	Prepared	Analyzed	CAS No.	Qual
8260C Volatile Organics	Analytical Method: EPA 8260C/5030C							
trans-1,3-Dichloropropene	**<1.0**	ug/L	1.0	1		09/14/17 20:20	10061-02-6	
Surrogates								
1,2-Dichloroethane-d4 (S)	110	%.	68-153	1		09/14/17 20:20	17060-07-0	
4-Bromofluorobenzene (S)	112	%.	79-124	1		09/14/17 20:20	460-00-4	
Toluene-d8 (S)	96	%.	69-124	1		09/14/17 20:20	2037-26-5	

This report shall not be reproduced, except in full,
without the written consent of Pace Analytical Services, LLC.

Pace Analytical Services, LLC
575 Broad Hollow Road
Melville, NY 11747
(631)694-3040

ANALYTICAL RESULTS

Project: KODAK HAWKEYE FACILITY
Pace Project No.: 7029493

Sample: IB6NE **Lab ID: 7029493005** Collected: 09/07/17 10:30 Received: 09/09/17 10:30 Matrix: Water

Parameters	Results	Units	Report Limit	DF	Prepared	Analyzed	CAS No.	Qual
8260C Volatile Organics	Analytical Method: EPA 8260C/5030C							
1,1,1-Trichloroethane	**<1.0**	ug/L	1.0	1		09/14/17 20:40	71-55-6	
1,1,2,2-Tetrachloroethane	**<1.0**	ug/L	1.0	1		09/14/17 20:40	79-34-5	CL
1,1,2-Trichloroethane	**<1.0**	ug/L	1.0	1		09/14/17 20:40	79-00-5	
1,1,2-Trichlorotrifluoroethane	**<1.0**	ug/L	1.0	1		09/14/17 20:40	76-13-1	
1,1-Dichloroethane	**<1.0**	ug/L	1.0	1		09/14/17 20:40	75-34-3	
1,1-Dichloroethene	**<1.0**	ug/L	1.0	1		09/14/17 20:40	75-35-4	
1,2,4-Trichlorobenzene	**<1.0**	ug/L	1.0	1		09/14/17 20:40	120-82-1	
1,2-Dibromo-3-chloropropane	**<1.0**	ug/L	1.0	1		09/14/17 20:40	96-12-8	CL
1,2-Dibromoethane (EDB)	**<1.0**	ug/L	1.0	1		09/14/17 20:40	106-93-4	
1,2-Dichlorobenzene	**<1.0**	ug/L	1.0	1		09/14/17 20:40	95-50-1	
1,2-Dichloroethane	**<1.0**	ug/L	1.0	1		09/14/17 20:40	107-06-2	
1,2-Dichloropropane	**<1.0**	ug/L	1.0	1		09/14/17 20:40	78-87-5	
1,3-Dichlorobenzene	**<1.0**	ug/L	1.0	1		09/14/17 20:40	541-73-1	
1,4-Dichlorobenzene	**<1.0**	ug/L	1.0	1		09/14/17 20:40	106-46-7	
2-Butanone (MEK)	**<5.0**	ug/L	5.0	1		09/14/17 20:40	78-93-3	
2-Hexanone	**<5.0**	ug/L	5.0	1		09/14/17 20:40	591-78-6	
4-Methyl-2-pentanone (MIBK)	**<5.0**	ug/L	5.0	1		09/14/17 20:40	108-10-1	
Acetone	**10.9**	ug/L	5.0	1		09/14/17 20:40	67-64-1	
Benzene	**<1.0**	ug/L	1.0	1		09/14/17 20:40	71-43-2	
Bromodichloromethane	**<1.0**	ug/L	1.0	1		09/14/17 20:40	75-27-4	
Bromoform	**<1.0**	ug/L	1.0	1		09/14/17 20:40	75-25-2	
Bromomethane	**<1.0**	ug/L	1.0	1		09/14/17 20:40	74-83-9	
Carbon disulfide	**<1.0**	ug/L	1.0	1		09/14/17 20:40	75-15-0	
Carbon tetrachloride	**<1.0**	ug/L	1.0	1		09/14/17 20:40	56-23-5	
Chlorobenzene	**<1.0**	ug/L	1.0	1		09/14/17 20:40	108-90-7	
Chloroethane	**<1.0**	ug/L	1.0	1		09/14/17 20:40	75-00-3	
Chloroform	**<1.0**	ug/L	1.0	1		09/14/17 20:40	67-66-3	
Chloromethane	**<1.0**	ug/L	1.0	1		09/14/17 20:40	74-87-3	
Cyclohexane	**<1.0**	ug/L	1.0	1		09/14/17 20:40	110-82-7	
Dibromochloromethane	**<1.0**	ug/L	1.0	1		09/14/17 20:40	124-48-1	
Dichlorodifluoromethane	**<1.0**	ug/L	1.0	1		09/14/17 20:40	75-71-8	
Ethylbenzene	**<1.0**	ug/L	1.0	1		09/14/17 20:40	100-41-4	
Isopropylbenzene (Cumene)	**<1.0**	ug/L	1.0	1		09/14/17 20:40	98-82-8	
Methyl acetate	**<1.0**	ug/L	1.0	1		09/14/17 20:40	79-20-9	L1
Methyl-tert-butyl ether	**3.1**	ug/L	1.0	1		09/14/17 20:40	1634-04-4	
Methylcyclohexane	**<1.0**	ug/L	1.0	1		09/14/17 20:40	108-87-2	
Methylene Chloride	**<1.0**	ug/L	1.0	1		09/14/17 20:40	75-09-2	
Styrene	**<1.0**	ug/L	1.0	1		09/14/17 20:40	100-42-5	
Tetrachloroethene	**<1.0**	ug/L	1.0	1		09/14/17 20:40	127-18-4	
Toluene	**1.0**	ug/L	1.0	1		09/14/17 20:40	108-88-3	
Trichloroethene	**<1.0**	ug/L	1.0	1		09/14/17 20:40	79-01-6	
Trichlorofluoromethane	**<1.0**	ug/L	1.0	1		09/14/17 20:40	75-69-4	
Vinyl chloride	**<1.0**	ug/L	1.0	1		09/14/17 20:40	75-01-4	
Xylene (Total)	**<2.0**	ug/L	2.0	1		09/14/17 20:40	1330-20-7	
cis-1,2-Dichloroethene	**<1.0**	ug/L	1.0	1		09/14/17 20:40	156-59-2	
cis-1,3-Dichloropropene	**<1.0**	ug/L	1.0	1		09/14/17 20:40	10061-01-5	
trans-1,2-Dichloroethene	**<1.0**	ug/L	1.0	1		09/14/17 20:40	156-60-5	

This report shall not be reproduced, except in full,
without the written consent of Pace Analytical Services, LLC.

Pace Analytical Services, LLC
575 Broad Hollow Road
Melville, NY 11747
(631)694-3040

ANALYTICAL RESULTS

Project: KODAK HAWKEYE FACILITY
Pace Project No.: 7029493

Sample: IB6NE **Lab ID: 7029493005** Collected: 09/07/17 10:30 Received: 09/09/17 10:30 Matrix: Water

Parameters	Results	Units	Report Limit	DF	Prepared	Analyzed	CAS No.	Qual
8260C Volatile Organics	Analytical Method: EPA 8260C/5030C							
trans-1,3-Dichloropropene	**<1.0**	ug/L	1.0	1		09/14/17 20:40	10061-02-6	
Surrogates								
1,2-Dichloroethane-d4 (S)	110	%.	68-153	1		09/14/17 20:40	17060-07-0	
4-Bromofluorobenzene (S)	110	%.	79-124	1		09/14/17 20:40	460-00-4	
Toluene-d8 (S)	95	%.	69-124	1		09/14/17 20:40	2037-26-5	

This report shall not be reproduced, except in full,
without the written consent of Pace Analytical Services, LLC.

Pace Analytical Services, LLC
575 Broad Hollow Road
Melville, NY 11747
(631)694-3040

ANALYTICAL RESULTS

Project: KODAK HAWKEYE FACILITY
Pace Project No.: 7029493

Sample: MW-10 **Lab ID: 7029493006** Collected: 09/07/17 10:30 Received: 09/09/17 10:30 Matrix: Water

Parameters	Results	Units	Report Limit	DF	Prepared	Analyzed	CAS No.	Qual
8260C Volatile Organics	Analytical Method: EPA 8260C/5030C							
1,1,1-Trichloroethane	**<1.0**	ug/L	1.0	1		09/14/17 21:00	71-55-6	
1,1,2,2-Tetrachloroethane	**<1.0**	ug/L	1.0	1		09/14/17 21:00	79-34-5	CL
1,1,2-Trichloroethane	**<1.0**	ug/L	1.0	1		09/14/17 21:00	79-00-5	
1,1,2-Trichlorotrifluoroethane	**<1.0**	ug/L	1.0	1		09/14/17 21:00	76-13-1	
1,1-Dichloroethane	**<1.0**	ug/L	1.0	1		09/14/17 21:00	75-34-3	
1,1-Dichloroethene	**<1.0**	ug/L	1.0	1		09/14/17 21:00	75-35-4	
1,2,4-Trichlorobenzene	**<1.0**	ug/L	1.0	1		09/14/17 21:00	120-82-1	
1,2-Dibromo-3-chloropropane	**<1.0**	ug/L	1.0	1		09/14/17 21:00	96-12-8	CL
1,2-Dibromoethane (EDB)	**<1.0**	ug/L	1.0	1		09/14/17 21:00	106-93-4	
1,2-Dichlorobenzene	**<1.0**	ug/L	1.0	1		09/14/17 21:00	95-50-1	
1,2-Dichloroethane	**<1.0**	ug/L	1.0	1		09/14/17 21:00	107-06-2	
1,2-Dichloropropane	**<1.0**	ug/L	1.0	1		09/14/17 21:00	78-87-5	
1,3-Dichlorobenzene	**<1.0**	ug/L	1.0	1		09/14/17 21:00	541-73-1	
1,4-Dichlorobenzene	**<1.0**	ug/L	1.0	1		09/14/17 21:00	106-46-7	
2-Butanone (MEK)	**<5.0**	ug/L	5.0	1		09/14/17 21:00	78-93-3	
2-Hexanone	**<5.0**	ug/L	5.0	1		09/14/17 21:00	591-78-6	
4-Methyl-2-pentanone (MIBK)	**<5.0**	ug/L	5.0	1		09/14/17 21:00	108-10-1	
Acetone	**57.4**	ug/L	5.0	1		09/14/17 21:00	67-64-1	
Benzene	**<1.0**	ug/L	1.0	1		09/14/17 21:00	71-43-2	
Bromodichloromethane	**<1.0**	ug/L	1.0	1		09/14/17 21:00	75-27-4	
Bromoform	**<1.0**	ug/L	1.0	1		09/14/17 21:00	75-25-2	
Bromomethane	**<1.0**	ug/L	1.0	1		09/14/17 21:00	74-83-9	
Carbon disulfide	**<1.0**	ug/L	1.0	1		09/14/17 21:00	75-15-0	
Carbon tetrachloride	**<1.0**	ug/L	1.0	1		09/14/17 21:00	56-23-5	
Chlorobenzene	**<1.0**	ug/L	1.0	1		09/14/17 21:00	108-90-7	
Chloroethane	**<1.0**	ug/L	1.0	1		09/14/17 21:00	75-00-3	
Chloroform	**<1.0**	ug/L	1.0	1		09/14/17 21:00	67-66-3	
Chloromethane	**<1.0**	ug/L	1.0	1		09/14/17 21:00	74-87-3	
Cyclohexane	**<1.0**	ug/L	1.0	1		09/14/17 21:00	110-82-7	
Dibromochloromethane	**<1.0**	ug/L	1.0	1		09/14/17 21:00	124-48-1	
Dichlorodifluoromethane	**<1.0**	ug/L	1.0	1		09/14/17 21:00	75-71-8	
Ethylbenzene	**1.1**	ug/L	1.0	1		09/14/17 21:00	100-41-4	
Isopropylbenzene (Cumene)	**8.3**	ug/L	1.0	1		09/14/17 21:00	98-82-8	
Methyl acetate	**<1.0**	ug/L	1.0	1		09/14/17 21:00	79-20-9	L1
Methyl-tert-butyl ether	**<1.0**	ug/L	1.0	1		09/14/17 21:00	1634-04-4	
Methylcyclohexane	**<1.0**	ug/L	1.0	1		09/14/17 21:00	108-87-2	
Methylene Chloride	**<1.0**	ug/L	1.0	1		09/14/17 21:00	75-09-2	
Styrene	**<1.0**	ug/L	1.0	1		09/14/17 21:00	100-42-5	
Tetrachloroethene	**<1.0**	ug/L	1.0	1		09/14/17 21:00	127-18-4	
Toluene	**<1.0**	ug/L	1.0	1		09/14/17 21:00	108-88-3	
Trichloroethene	**<1.0**	ug/L	1.0	1		09/14/17 21:00	79-01-6	
Trichlorofluoromethane	**<1.0**	ug/L	1.0	1		09/14/17 21:00	75-69-4	
Vinyl chloride	**<1.0**	ug/L	1.0	1		09/14/17 21:00	75-01-4	
Xylene (Total)	**3.0**	ug/L	2.0	1		09/14/17 21:00	1330-20-7	
cis-1,2-Dichloroethene	**<1.0**	ug/L	1.0	1		09/14/17 21:00	156-59-2	
cis-1,3-Dichloropropene	**<1.0**	ug/L	1.0	1		09/14/17 21:00	10061-01-5	
trans-1,2-Dichloroethene	**<1.0**	ug/L	1.0	1		09/14/17 21:00	156-60-5	

This report shall not be reproduced, except in full,
without the written consent of Pace Analytical Services, LLC.

Pace Analytical Services, LLC
575 Broad Hollow Road
Melville, NY 11747
(631)694-3040

ANALYTICAL RESULTS

Project: KODAK HAWKEYE FACILITY
Pace Project No.: 7029493

Sample: MW-10 **Lab ID: 7029493006** Collected: 09/07/17 10:30 Received: 09/09/17 10:30 Matrix: Water

Parameters	Results	Units	Report Limit	DF	Prepared	Analyzed	CAS No.	Qual
8260C Volatile Organics	Analytical Method: EPA 8260C/5030C							
trans-1,3-Dichloropropene	**<1.0**	ug/L	1.0	1		09/14/17 21:00	10061-02-6	
Surrogates								
1,2-Dichloroethane-d4 (S)	106	%.	68-153	1		09/14/17 21:00	17060-07-0	
4-Bromofluorobenzene (S)	122	%.	79-124	1		09/14/17 21:00	460-00-4	
Toluene-d8 (S)	100	%.	69-124	1		09/14/17 21:00	2037-26-5	

This report shall not be reproduced, except in full,
without the written consent of Pace Analytical Services, LLC.

Pace Analytical Services, LLC
575 Broad Hollow Road
Melville, NY 11747
(631)694-3040

ANALYTICAL RESULTS

Project: KODAK HAWKEYE FACILITY
Pace Project No.: 7029493

Sample: IB5NE **Lab ID: 7029493007** Collected: 09/07/17 13:00 Received: 09/09/17 10:30 Matrix: Water

Parameters	Results	Units	Report Limit	DF	Prepared	Analyzed	CAS No.	Qual
8260C Volatile Organics	Analytical Method: EPA 8260C/5030C							
1,1,1-Trichloroethane	**<1.0**	ug/L	1.0	1		09/14/17 21:19	71-55-6	
1,1,2,2-Tetrachloroethane	**<1.0**	ug/L	1.0	1		09/14/17 21:19	79-34-5	CL
1,1,2-Trichloroethane	**<1.0**	ug/L	1.0	1		09/14/17 21:19	79-00-5	
1,1,2-Trichlorotrifluoroethane	**<1.0**	ug/L	1.0	1		09/14/17 21:19	76-13-1	
1,1-Dichloroethane	**<1.0**	ug/L	1.0	1		09/14/17 21:19	75-34-3	
1,1-Dichloroethene	**<1.0**	ug/L	1.0	1		09/14/17 21:19	75-35-4	
1,2,4-Trichlorobenzene	**<1.0**	ug/L	1.0	1		09/14/17 21:19	120-82-1	
1,2-Dibromo-3-chloropropane	**<1.0**	ug/L	1.0	1		09/14/17 21:19	96-12-8	CL
1,2-Dibromoethane (EDB)	**<1.0**	ug/L	1.0	1		09/14/17 21:19	106-93-4	
1,2-Dichlorobenzene	**<1.0**	ug/L	1.0	1		09/14/17 21:19	95-50-1	
1,2-Dichloroethane	**<1.0**	ug/L	1.0	1		09/14/17 21:19	107-06-2	
1,2-Dichloropropane	**<1.0**	ug/L	1.0	1		09/14/17 21:19	78-87-5	
1,3-Dichlorobenzene	**<1.0**	ug/L	1.0	1		09/14/17 21:19	541-73-1	
1,4-Dichlorobenzene	**<1.0**	ug/L	1.0	1		09/14/17 21:19	106-46-7	
2-Butanone (MEK)	**<5.0**	ug/L	5.0	1		09/14/17 21:19	78-93-3	
2-Hexanone	**<5.0**	ug/L	5.0	1		09/14/17 21:19	591-78-6	
4-Methyl-2-pentanone (MIBK)	**<5.0**	ug/L	5.0	1		09/14/17 21:19	108-10-1	
Acetone	**22.8**	ug/L	5.0	1		09/14/17 21:19	67-64-1	
Benzene	**<1.0**	ug/L	1.0	1		09/14/17 21:19	71-43-2	
Bromodichloromethane	**<1.0**	ug/L	1.0	1		09/14/17 21:19	75-27-4	
Bromoform	**<1.0**	ug/L	1.0	1		09/14/17 21:19	75-25-2	
Bromomethane	**<1.0**	ug/L	1.0	1		09/14/17 21:19	74-83-9	
Carbon disulfide	**<1.0**	ug/L	1.0	1		09/14/17 21:19	75-15-0	
Carbon tetrachloride	**<1.0**	ug/L	1.0	1		09/14/17 21:19	56-23-5	
Chlorobenzene	**<1.0**	ug/L	1.0	1		09/14/17 21:19	108-90-7	
Chloroethane	**<1.0**	ug/L	1.0	1		09/14/17 21:19	75-00-3	
Chloroform	**<1.0**	ug/L	1.0	1		09/14/17 21:19	67-66-3	
Chloromethane	**<1.0**	ug/L	1.0	1		09/14/17 21:19	74-87-3	
Cyclohexane	**<1.0**	ug/L	1.0	1		09/14/17 21:19	110-82-7	
Dibromochloromethane	**<1.0**	ug/L	1.0	1		09/14/17 21:19	124-48-1	
Dichlorodifluoromethane	**<1.0**	ug/L	1.0	1		09/14/17 21:19	75-71-8	
Ethylbenzene	**<1.0**	ug/L	1.0	1		09/14/17 21:19	100-41-4	
Isopropylbenzene (Cumene)	**<1.0**	ug/L	1.0	1		09/14/17 21:19	98-82-8	
Methyl acetate	**<1.0**	ug/L	1.0	1		09/14/17 21:19	79-20-9	L1
Methyl-tert-butyl ether	**<1.0**	ug/L	1.0	1		09/14/17 21:19	1634-04-4	
Methylcyclohexane	**<1.0**	ug/L	1.0	1		09/14/17 21:19	108-87-2	
Methylene Chloride	**<1.0**	ug/L	1.0	1		09/14/17 21:19	75-09-2	
Styrene	**<1.0**	ug/L	1.0	1		09/14/17 21:19	100-42-5	
Tetrachloroethene	**<1.0**	ug/L	1.0	1		09/14/17 21:19	127-18-4	
Toluene	**<1.0**	ug/L	1.0	1		09/14/17 21:19	108-88-3	
Trichloroethene	**<1.0**	ug/L	1.0	1		09/14/17 21:19	79-01-6	
Trichlorofluoromethane	**<1.0**	ug/L	1.0	1		09/14/17 21:19	75-69-4	
Vinyl chloride	**<1.0**	ug/L	1.0	1		09/14/17 21:19	75-01-4	
Xylene (Total)	**<2.0**	ug/L	2.0	1		09/14/17 21:19	1330-20-7	
cis-1,2-Dichloroethene	**<1.0**	ug/L	1.0	1		09/14/17 21:19	156-59-2	
cis-1,3-Dichloropropene	**<1.0**	ug/L	1.0	1		09/14/17 21:19	10061-01-5	
trans-1,2-Dichloroethene	**<1.0**	ug/L	1.0	1		09/14/17 21:19	156-60-5	

This report shall not be reproduced, except in full,
without the written consent of Pace Analytical Services, LLC.

Pace Analytical Services, LLC
575 Broad Hollow Road
Melville, NY 11747
(631)694-3040

ANALYTICAL RESULTS

Project: KODAK HAWKEYE FACILITY
Pace Project No.: 7029493

Sample: IB5NE **Lab ID: 7029493007** Collected: 09/07/17 13:00 Received: 09/09/17 10:30 Matrix: Water

Parameters	Results	Units	Report Limit	DF	Prepared	Analyzed	CAS No.	Qual
8260C Volatile Organics	Analytical Method: EPA 8260C/5030C							
trans-1,3-Dichloropropene	**<1.0**	ug/L	1.0	1		09/14/17 21:19	10061-02-6	
Surrogates								
1,2-Dichloroethane-d4 (S)	111	%.	68-153	1		09/14/17 21:19	17060-07-0	
4-Bromofluorobenzene (S)	112	%.	79-124	1		09/14/17 21:19	460-00-4	
Toluene-d8 (S)	97	%.	69-124	1		09/14/17 21:19	2037-26-5	

This report shall not be reproduced, except in full,
without the written consent of Pace Analytical Services, LLC.

Pace Analytical Services, LLC
575 Broad Hollow Road
Melville, NY 11747
(631)694-3040

ANALYTICAL RESULTS

Project: KODAK HAWKEYE FACILITY
Pace Project No.: 7029493

Sample: MW-12 **Lab ID: 7029493008** Collected: 09/07/17 16:05 Received: 09/09/17 10:30 Matrix: Water

Parameters	Results	Units	Report Limit	DF	Prepared	Analyzed	CAS No.	Qual
8260C Volatile Organics	Analytical Method: EPA 8260C/5030C							
1,1,1-Trichloroethane	**<1.0**	ug/L	1.0	1		09/14/17 21:39	71-55-6	
1,1,2,2-Tetrachloroethane	**<1.0**	ug/L	1.0	1		09/14/17 21:39	79-34-5	CL
1,1,2-Trichloroethane	**<1.0**	ug/L	1.0	1		09/14/17 21:39	79-00-5	
1,1,2-Trichlorotrifluoroethane	**<1.0**	ug/L	1.0	1		09/14/17 21:39	76-13-1	
1,1-Dichloroethane	**<1.0**	ug/L	1.0	1		09/14/17 21:39	75-34-3	
1,1-Dichloroethene	**<1.0**	ug/L	1.0	1		09/14/17 21:39	75-35-4	
1,2,4-Trichlorobenzene	**<1.0**	ug/L	1.0	1		09/14/17 21:39	120-82-1	
1,2-Dibromo-3-chloropropane	**<1.0**	ug/L	1.0	1		09/14/17 21:39	96-12-8	CL
1,2-Dibromoethane (EDB)	**<1.0**	ug/L	1.0	1		09/14/17 21:39	106-93-4	
1,2-Dichlorobenzene	**<1.0**	ug/L	1.0	1		09/14/17 21:39	95-50-1	
1,2-Dichloroethane	**<1.0**	ug/L	1.0	1		09/14/17 21:39	107-06-2	
1,2-Dichloropropane	**<1.0**	ug/L	1.0	1		09/14/17 21:39	78-87-5	
1,3-Dichlorobenzene	**<1.0**	ug/L	1.0	1		09/14/17 21:39	541-73-1	
1,4-Dichlorobenzene	**<1.0**	ug/L	1.0	1		09/14/17 21:39	106-46-7	
2-Butanone (MEK)	**3.1J**	ug/L	5.0	1		09/14/17 21:39	78-93-3	
2-Hexanone	**1.8J**	ug/L	5.0	1		09/14/17 21:39	591-78-6	
4-Methyl-2-pentanone (MIBK)	**<5.0**	ug/L	5.0	1		09/14/17 21:39	108-10-1	
Acetone	**15.9**	ug/L	5.0	1		09/14/17 21:39	67-64-1	
Benzene	**0.72J**	ug/L	1.0	1		09/14/17 21:39	71-43-2	
Bromodichloromethane	**<1.0**	ug/L	1.0	1		09/14/17 21:39	75-27-4	
Bromoform	**<1.0**	ug/L	1.0	1		09/14/17 21:39	75-25-2	
Bromomethane	**<1.0**	ug/L	1.0	1		09/14/17 21:39	74-83-9	
Carbon disulfide	**1.2**	ug/L	1.0	1		09/14/17 21:39	75-15-0	
Carbon tetrachloride	**<1.0**	ug/L	1.0	1		09/14/17 21:39	56-23-5	
Chlorobenzene	**<1.0**	ug/L	1.0	1		09/14/17 21:39	108-90-7	
Chloroethane	**<1.0**	ug/L	1.0	1		09/14/17 21:39	75-00-3	
Chloroform	**<1.0**	ug/L	1.0	1		09/14/17 21:39	67-66-3	
Chloromethane	**<1.0**	ug/L	1.0	1		09/14/17 21:39	74-87-3	
Cyclohexane	**<1.0**	ug/L	1.0	1		09/14/17 21:39	110-82-7	
Dibromochloromethane	**<1.0**	ug/L	1.0	1		09/14/17 21:39	124-48-1	
Dichlorodifluoromethane	**<1.0**	ug/L	1.0	1		09/14/17 21:39	75-71-8	
Ethylbenzene	**<1.0**	ug/L	1.0	1		09/14/17 21:39	100-41-4	
Isopropylbenzene (Cumene)	**<1.0**	ug/L	1.0	1		09/14/17 21:39	98-82-8	
Methyl acetate	**<1.0**	ug/L	1.0	1		09/14/17 21:39	79-20-9	L1
Methyl-tert-butyl ether	**<1.0**	ug/L	1.0	1		09/14/17 21:39	1634-04-4	
Methylcyclohexane	**1.3**	ug/L	1.0	1		09/14/17 21:39	108-87-2	
Methylene Chloride	**<1.0**	ug/L	1.0	1		09/14/17 21:39	75-09-2	
Styrene	**<1.0**	ug/L	1.0	1		09/14/17 21:39	100-42-5	
Tetrachloroethene	**<1.0**	ug/L	1.0	1		09/14/17 21:39	127-18-4	
Toluene	**1.9**	ug/L	1.0	1		09/14/17 21:39	108-88-3	
Trichloroethene	**13.6**	ug/L	1.0	1		09/14/17 21:39	79-01-6	
Trichlorofluoromethane	**<1.0**	ug/L	1.0	1		09/14/17 21:39	75-69-4	
Vinyl chloride	**<1.0**	ug/L	1.0	1		09/14/17 21:39	75-01-4	
Xylene (Total)	**1.5J**	ug/L	2.0	1		09/14/17 21:39	1330-20-7	
cis-1,2-Dichloroethene	**<1.0**	ug/L	1.0	1		09/14/17 21:39	156-59-2	
cis-1,3-Dichloropropene	**<1.0**	ug/L	1.0	1		09/14/17 21:39	10061-01-5	
trans-1,2-Dichloroethene	**<1.0**	ug/L	1.0	1		09/14/17 21:39	156-60-5	

This report shall not be reproduced, except in full,
without the written consent of Pace Analytical Services, LLC.

Pace Analytical Services, LLC
575 Broad Hollow Road
Melville, NY 11747
(631)694-3040

ANALYTICAL RESULTS

Project: KODAK HAWKEYE FACILITY
Pace Project No.: 7029493

Sample: MW-12 **Lab ID: 7029493008** Collected: 09/07/17 16:05 Received: 09/09/17 10:30 Matrix: Water

Parameters	Results	Units	Report Limit	DF	Prepared	Analyzed	CAS No.	Qual
8260C Volatile Organics	Analytical Method: EPA 8260C/5030C							
trans-1,3-Dichloropropene	**<1.0**	ug/L	1.0	1		09/14/17 21:39	10061-02-6	
Surrogates								
1,2-Dichloroethane-d4 (S)	112	%.	68-153	1		09/14/17 21:39	17060-07-0	
4-Bromofluorobenzene (S)	112	%.	79-124	1		09/14/17 21:39	460-00-4	
Toluene-d8 (S)	95	%.	69-124	1		09/14/17 21:39	2037-26-5	

This report shall not be reproduced, except in full,
without the written consent of Pace Analytical Services, LLC.

Pace Analytical Services, LLC
575 Broad Hollow Road
Melville, NY 11747
(631)694-3040

ANALYTICAL RESULTS

Project: KODAK HAWKEYE FACILITY
Pace Project No.: 7029493

Sample: SL6SE **Lab ID: 7029493009** Collected: 09/07/17 12:30 Received: 09/09/17 10:30 Matrix: Water

Parameters	Results	Units	Report Limit	DF	Prepared	Analyzed	CAS No.	Qual
8270 MSSV	Analytical Method: EPA 8270D Preparation Method: EPA 3510C							
Acenaphthene	**<5.0**	ug/L	5.0	1	09/12/17 12:00	09/18/17 17:15	83-32-9	
Acenaphthylene	**<5.0**	ug/L	5.0	1	09/12/17 12:00	09/18/17 17:15	208-96-8	
Anthracene	**<5.0**	ug/L	5.0	1	09/12/17 12:00	09/18/17 17:15	120-12-7	
Benzo(a)anthracene	**<5.0**	ug/L	5.0	1	09/12/17 12:00	09/18/17 17:15	56-55-3	
Benzo(a)pyrene	**<5.0**	ug/L	5.0	1	09/12/17 12:00	09/18/17 17:15	50-32-8	
Benzo(b)fluoranthene	**<5.0**	ug/L	5.0	1	09/12/17 12:00	09/18/17 17:15	205-99-2	
Benzo(g,h,i)perylene	**<5.0**	ug/L	5.0	1	09/12/17 12:00	09/18/17 17:15	191-24-2	CH
Benzo(k)fluoranthene	**<5.0**	ug/L	5.0	1	09/12/17 12:00	09/18/17 17:15	207-08-9	
Chrysene	**<5.0**	ug/L	5.0	1	09/12/17 12:00	09/18/17 17:15	218-01-9	
Dibenz(a,h)anthracene	**<5.0**	ug/L	5.0	1	09/12/17 12:00	09/18/17 17:15	53-70-3	
Fluoranthene	**<5.0**	ug/L	5.0	1	09/12/17 12:00	09/18/17 17:15	206-44-0	
Fluorene	**<5.0**	ug/L	5.0	1	09/12/17 12:00	09/18/17 17:15	86-73-7	
Indeno(1,2,3-cd)pyrene	**<5.0**	ug/L	5.0	1	09/12/17 12:00	09/18/17 17:15	193-39-5	
2-Methylnaphthalene	**2.2J**	ug/L	5.0	1	09/12/17 12:00	09/18/17 17:15	91-57-6	
Naphthalene	**9.4**	ug/L	5.0	1	09/12/17 12:00	09/18/17 17:15	91-20-3	
Phenanthrene	**<5.0**	ug/L	5.0	1	09/12/17 12:00	09/18/17 17:15	85-01-8	
Pyrene	**<5.0**	ug/L	5.0	1	09/12/17 12:00	09/18/17 17:15	129-00-0	
Surrogates								
Nitrobenzene-d5 (S)	79	%.	35-114	1	09/12/17 12:00	09/18/17 17:15	4165-60-0	
2-Fluorobiphenyl (S)	73	%.	43-116	1	09/12/17 12:00	09/18/17 17:15	321-60-8	
p-Terphenyl-d14 (S)	65	%.	33-141	1	09/12/17 12:00	09/18/17 17:15	1718-51-0	
Phenol-d5 (S)	27	%.	10-110	1	09/12/17 12:00	09/18/17 17:15	4165-62-2	
2-Fluorophenol (S)	47	%.	21-110	1	09/12/17 12:00	09/18/17 17:15	367-12-4	
2,4,6-Tribromophenol (S)	100	%.	10-123	1	09/12/17 12:00	09/18/17 17:15	118-79-6	
2-Chlorophenol-d4 (S)	70	%.	33-110	1	09/12/17 12:00	09/18/17 17:15	93951-73-6	
1,2-Dichlorobenzene-d4 (S)	65	%.	16-110	1	09/12/17 12:00	09/18/17 17:15	2199-69-1	

This report shall not be reproduced, except in full,
without the written consent of Pace Analytical Services, LLC.

Pace Analytical Services, LLC
575 Broad Hollow Road
Melville, NY 11747
(631)694-3040

ANALYTICAL RESULTS

Project: KODAK HAWKEYE FACILITY
Pace Project No.: 7029493

Sample: BLIND DUPLICATE **Lab ID: 7029493010** Collected: 09/07/17 00:00 Received: 09/09/17 10:30 Matrix: Water

Parameters	Results	Units	Report Limit	DF	Prepared	Analyzed	CAS No.	Qual
8270 MSSV	Analytical Method: EPA 8270D Preparation Method: EPA 3510C							
Acenaphthene	**<5.0**	ug/L	5.0	1	09/12/17 12:00	09/18/17 18:38	83-32-9	
Acenaphthylene	**<5.0**	ug/L	5.0	1	09/12/17 12:00	09/18/17 18:38	208-96-8	
Anthracene	**<5.0**	ug/L	5.0	1	09/12/17 12:00	09/18/17 18:38	120-12-7	
Benzo(a)anthracene	**<5.0**	ug/L	5.0	1	09/12/17 12:00	09/18/17 18:38	56-55-3	
Benzo(a)pyrene	**<5.0**	ug/L	5.0	1	09/12/17 12:00	09/18/17 18:38	50-32-8	
Benzo(b)fluoranthene	**<5.0**	ug/L	5.0	1	09/12/17 12:00	09/18/17 18:38	205-99-2	
Benzo(g,h,i)perylene	**<5.0**	ug/L	5.0	1	09/12/17 12:00	09/18/17 18:38	191-24-2	
Benzo(k)fluoranthene	**<5.0**	ug/L	5.0	1	09/12/17 12:00	09/18/17 18:38	207-08-9	
Chrysene	**<5.0**	ug/L	5.0	1	09/12/17 12:00	09/18/17 18:38	218-01-9	
Dibenz(a,h)anthracene	**<5.0**	ug/L	5.0	1	09/12/17 12:00	09/18/17 18:38	53-70-3	
Fluoranthene	**<5.0**	ug/L	5.0	1	09/12/17 12:00	09/18/17 18:38	206-44-0	
Fluorene	**1.4J**	ug/L	5.0	1	09/12/17 12:00	09/18/17 18:38	86-73-7	
Indeno(1,2,3-cd)pyrene	**<5.0**	ug/L	5.0	1	09/12/17 12:00	09/18/17 18:38	193-39-5	
2-Methylnaphthalene	**3.2J**	ug/L	5.0	1	09/12/17 12:00	09/18/17 18:38	91-57-6	
Naphthalene	**10.9**	ug/L	5.0	1	09/12/17 12:00	09/18/17 18:38	91-20-3	
Phenanthrene	**<5.0**	ug/L	5.0	1	09/12/17 12:00	09/18/17 18:38	85-01-8	
Pyrene	**<5.0**	ug/L	5.0	1	09/12/17 12:00	09/18/17 18:38	129-00-0	
Surrogates								
Nitrobenzene-d5 (S)	77	%.	35-114	1	09/12/17 12:00	09/18/17 18:38	4165-60-0	
2-Fluorobiphenyl (S)	73	%.	43-116	1	09/12/17 12:00	09/18/17 18:38	321-60-8	
p-Terphenyl-d14 (S)	70	%.	33-141	1	09/12/17 12:00	09/18/17 18:38	1718-51-0	
Phenol-d5 (S)	33	%.	10-110	1	09/12/17 12:00	09/18/17 18:38	4165-62-2	
2-Fluorophenol (S)	47	%.	21-110	1	09/12/17 12:00	09/18/17 18:38	367-12-4	
2,4,6-Tribromophenol (S)	84	%.	10-123	1	09/12/17 12:00	09/18/17 18:38	118-79-6	
2-Chlorophenol-d4 (S)	80	%.	33-110	1	09/12/17 12:00	09/18/17 18:38	93951-73-6	
1,2-Dichlorobenzene-d4 (S)	73	%.	16-110	1	09/12/17 12:00	09/18/17 18:38	2199-69-1	

This report shall not be reproduced, except in full,
without the written consent of Pace Analytical Services, LLC.

Pace Analytical Services, LLC
575 Broad Hollow Road
Melville, NY 11747
(631)694-3040

ANALYTICAL RESULTS

Project: KODAK HAWKEYE FACILITY
Pace Project No.: 7029493

Sample: TRIP BLANK **Lab ID: 7029493011** Collected: 09/07/17 18:45 Received: 09/09/17 10:30 Matrix: Water

Parameters	Results	Units	Report Limit	DF	Prepared	Analyzed	CAS No.	Qual
8260C Volatile Organics	Analytical Method: EPA 8260C/5030C							
1,1,1-Trichloroethane	**<1.0**	ug/L	1.0	1		09/14/17 18:03	71-55-6	
1,1,2,2-Tetrachloroethane	**<1.0**	ug/L	1.0	1		09/14/17 18:03	79-34-5	CL
1,1,2-Trichloroethane	**<1.0**	ug/L	1.0	1		09/14/17 18:03	79-00-5	
1,1,2-Trichlorotrifluoroethane	**<1.0**	ug/L	1.0	1		09/14/17 18:03	76-13-1	
1,1-Dichloroethane	**<1.0**	ug/L	1.0	1		09/14/17 18:03	75-34-3	
1,1-Dichloroethene	**<1.0**	ug/L	1.0	1		09/14/17 18:03	75-35-4	
1,2,4-Trichlorobenzene	**<1.0**	ug/L	1.0	1		09/14/17 18:03	120-82-1	
1,2-Dibromo-3-chloropropane	**<1.0**	ug/L	1.0	1		09/14/17 18:03	96-12-8	CL
1,2-Dibromoethane (EDB)	**<1.0**	ug/L	1.0	1		09/14/17 18:03	106-93-4	
1,2-Dichlorobenzene	**<1.0**	ug/L	1.0	1		09/14/17 18:03	95-50-1	
1,2-Dichloroethane	**<1.0**	ug/L	1.0	1		09/14/17 18:03	107-06-2	
1,2-Dichloropropane	**<1.0**	ug/L	1.0	1		09/14/17 18:03	78-87-5	
1,3-Dichlorobenzene	**<1.0**	ug/L	1.0	1		09/14/17 18:03	541-73-1	
1,4-Dichlorobenzene	**<1.0**	ug/L	1.0	1		09/14/17 18:03	106-46-7	
2-Butanone (MEK)	**<5.0**	ug/L	5.0	1		09/14/17 18:03	78-93-3	
2-Hexanone	**<5.0**	ug/L	5.0	1		09/14/17 18:03	591-78-6	
4-Methyl-2-pentanone (MIBK)	**<5.0**	ug/L	5.0	1		09/14/17 18:03	108-10-1	
Acetone	**27.9**	ug/L	5.0	1		09/14/17 18:03	67-64-1	
Benzene	**<1.0**	ug/L	1.0	1		09/14/17 18:03	71-43-2	
Bromodichloromethane	**<1.0**	ug/L	1.0	1		09/14/17 18:03	75-27-4	
Bromoform	**<1.0**	ug/L	1.0	1		09/14/17 18:03	75-25-2	
Bromomethane	**<1.0**	ug/L	1.0	1		09/14/17 18:03	74-83-9	
Carbon disulfide	**<1.0**	ug/L	1.0	1		09/14/17 18:03	75-15-0	
Carbon tetrachloride	**<1.0**	ug/L	1.0	1		09/14/17 18:03	56-23-5	
Chlorobenzene	**<1.0**	ug/L	1.0	1		09/14/17 18:03	108-90-7	
Chloroethane	**<1.0**	ug/L	1.0	1		09/14/17 18:03	75-00-3	
Chloroform	**<1.0**	ug/L	1.0	1		09/14/17 18:03	67-66-3	
Chloromethane	**<1.0**	ug/L	1.0	1		09/14/17 18:03	74-87-3	
Cyclohexane	**<1.0**	ug/L	1.0	1		09/14/17 18:03	110-82-7	
Dibromochloromethane	**<1.0**	ug/L	1.0	1		09/14/17 18:03	124-48-1	
Dichlorodifluoromethane	**<1.0**	ug/L	1.0	1		09/14/17 18:03	75-71-8	
Ethylbenzene	**<1.0**	ug/L	1.0	1		09/14/17 18:03	100-41-4	
Isopropylbenzene (Cumene)	**<1.0**	ug/L	1.0	1		09/14/17 18:03	98-82-8	
Methyl acetate	**<1.0**	ug/L	1.0	1		09/14/17 18:03	79-20-9	L1
Methyl-tert-butyl ether	**<1.0**	ug/L	1.0	1		09/14/17 18:03	1634-04-4	
Methylcyclohexane	**<1.0**	ug/L	1.0	1		09/14/17 18:03	108-87-2	
Methylene Chloride	**<1.0**	ug/L	1.0	1		09/14/17 18:03	75-09-2	
Styrene	**<1.0**	ug/L	1.0	1		09/14/17 18:03	100-42-5	
Tetrachloroethene	**<1.0**	ug/L	1.0	1		09/14/17 18:03	127-18-4	
Toluene	**<1.0**	ug/L	1.0	1		09/14/17 18:03	108-88-3	
Trichloroethene	**<1.0**	ug/L	1.0	1		09/14/17 18:03	79-01-6	
Trichlorofluoromethane	**<1.0**	ug/L	1.0	1		09/14/17 18:03	75-69-4	
Vinyl chloride	**<1.0**	ug/L	1.0	1		09/14/17 18:03	75-01-4	
Xylene (Total)	**<2.0**	ug/L	2.0	1		09/14/17 18:03	1330-20-7	
cis-1,2-Dichloroethene	**<1.0**	ug/L	1.0	1		09/14/17 18:03	156-59-2	
cis-1,3-Dichloropropene	**<1.0**	ug/L	1.0	1		09/14/17 18:03	10061-01-5	
trans-1,2-Dichloroethene	**<1.0**	ug/L	1.0	1		09/14/17 18:03	156-60-5	

This report shall not be reproduced, except in full,
without the written consent of Pace Analytical Services, LLC.

Pace Analytical Services, LLC
575 Broad Hollow Road
Melville, NY 11747
(631)694-3040

ANALYTICAL RESULTS

Project: KODAK HAWKEYE FACILITY
Pace Project No.: 7029493

Sample: TRIP BLANK **Lab ID: 7029493011** Collected: 09/07/17 18:45 Received: 09/09/17 10:30 Matrix: Water

Parameters	Results	Units	Report Limit	DF	Prepared	Analyzed	CAS No.	Qual
8260C Volatile Organics	Analytical Method: EPA 8260C/5030C							
trans-1,3-Dichloropropene	**<1.0**	ug/L	1.0	1		09/14/17 18:03	10061-02-6	
Surrogates								
1,2-Dichloroethane-d4 (S)	110	%.	68-153	1		09/14/17 18:03	17060-07-0	
4-Bromofluorobenzene (S)	111	%.	79-124	1		09/14/17 18:03	460-00-4	
Toluene-d8 (S)	95	%.	69-124	1		09/14/17 18:03	2037-26-5	

This report shall not be reproduced, except in full,
without the written consent of Pace Analytical Services, LLC.

Pace Analytical Services, LLC
575 Broad Hollow Road
Melville, NY 11747
(631)694-3040

QUALITY CONTROL DATA

Project: KODAK HAWKEYE FACILITY
Pace Project No.: 7029493

QC Batch: 39422
QC Batch Method: EPA 7470A
Analysis Method: EPA 7470A
Analysis Description: 7470 Mercury
Associated Lab Samples: 7029493001

METHOD BLANK: 183317
Matrix: Water
Associated Lab Samples: 7029493001

Parameter	Units	Blank Result	Reporting Limit	Analyzed	Qualifiers
Mercury	ug/L	0.055J	0.20	09/18/17 15:58	

LABORATORY CONTROL SAMPLE: 183318

Parameter	Units	Spike Conc.	LCS Result	LCS % Rec	% Rec Limits	Qualifiers
Mercury	ug/L	1	1.2	118	80-120	

MATRIX SPIKE SAMPLE: 183319

Parameter	Units	7029505007 Result	Spike Conc.	MS Result	MS % Rec	% Rec Limits	Qualifiers
Mercury	ug/L	0.066J	1	1.1	108	75-125	

SAMPLE DUPLICATE: 183320

Parameter	Units	7029505007 Result	Dup Result	RPD	Qualifiers
Mercury	ug/L	0.066J	<0.20		

Results presented on this page are in the units indicated by the "Units" column except where an alternate unit is presented to the right of the result.

This report shall not be reproduced, except in full,
without the written consent of Pace Analytical Services, LLC.

Pace Analytical Services, LLC
575 Broad Hollow Road
Melville, NY 11747
(631)694-3040

QUALITY CONTROL DATA

Project: KODAK HAWKEYE FACILITY
Pace Project No.: 7029493

QC Batch: 39231
QC Batch Method: EPA 3005A
Associated Lab Samples: 7029493001

Analysis Method: EPA 6010C
Analysis Description: 6010 MET Water

METHOD BLANK: 182509
Matrix: Water
Associated Lab Samples: 7029493001

Parameter	Units	Blank Result	Reporting Limit	Analyzed	Qualifiers
Aluminum	ug/L	<200	200	09/17/17 10:37	
Antimony	ug/L	<60.0	60.0	09/17/17 10:37	
Arsenic	ug/L	<10.0	10.0	09/17/17 10:37	
Barium	ug/L	<200	200	09/17/17 10:37	
Beryllium	ug/L	<5.0	5.0	09/17/17 10:37	
Cadmium	ug/L	0.17J	2.5	09/17/17 10:37	
Calcium	ug/L	<200	200	09/17/17 10:37	
Chromium	ug/L	<10.0	10.0	09/17/17 10:37	
Cobalt	ug/L	<50.0	50.0	09/17/17 10:37	
Copper	ug/L	<25.0	25.0	09/17/17 10:37	
Iron	ug/L	<20.0	20.0	09/17/17 10:37	
Lead	ug/L	<5.0	5.0	09/17/17 10:37	
Magnesium	ug/L	<200	200	09/17/17 10:37	
Manganese	ug/L	<10.0	10.0	09/17/17 10:37	
Nickel	ug/L	<40.0	40.0	09/17/17 10:37	
Potassium	ug/L	<5000	5000	09/17/17 10:37	
Selenium	ug/L	<10.0	10.0	09/17/17 10:37	
Silver	ug/L	<10.0	10.0	09/17/17 10:37	
Sodium	ug/L	<5000	5000	09/17/17 10:37	
Thallium	ug/L	<10.0	10.0	09/17/17 10:37	
Vanadium	ug/L	<50.0	50.0	09/17/17 10:37	
Zinc	ug/L	<20.0	20.0	09/17/17 10:37	

LABORATORY CONTROL SAMPLE: 182510

Parameter	Units	Spike Conc.	LCS Result	LCS % Rec	% Rec Limits	Qualifiers
Aluminum	ug/L	5000	4920	98	80-120	
Antimony	ug/L	750	778	104	80-120	
Arsenic	ug/L	500	520	104	80-120	
Barium	ug/L	500	520	104	80-120	
Beryllium	ug/L	50	53.7	107	80-120	
Cadmium	ug/L	50	53.4	107	80-120	
Calcium	ug/L	25000	26800	107	80-120	
Chromium	ug/L	250	256	103	80-120	
Cobalt	ug/L	500	515	103	80-120	
Copper	ug/L	250	269	107	80-120	
Iron	ug/L	2000	2100	105	80-120	
Lead	ug/L	500	510	102	80-120	
Magnesium	ug/L	25000	25200	101	80-120	
Manganese	ug/L	250	247	99	80-120	

Results presented on this page are in the units indicated by the "Units" column except where an alternate unit is presented to the right of the result.

This report shall not be reproduced, except in full,
without the written consent of Pace Analytical Services, LLC.

Pace Analytical Services, LLC
575 Broad Hollow Road
Melville, NY 11747
(631)694-3040

QUALITY CONTROL DATA

Project: KODAK HAWKEYE FACILITY
Pace Project No.: 7029493

LABORATORY CONTROL SAMPLE: 182510

Parameter	Units	Spike Conc.	LCS Result	LCS % Rec	% Rec Limits	Qualifiers
Nickel	ug/L	250	259	104	80-120	
Potassium	ug/L	50000	47700	95	80-120	
Selenium	ug/L	750	769	103	80-120	
Silver	ug/L	250	258	103	80-120	
Sodium	ug/L	50000	52400	105	80-120	
Thallium	ug/L	750	719	96	80-120	
Vanadium	ug/L	500	520	104	80-120	
Zinc	ug/L	1000	1060	106	80-120	

MATRIX SPIKE SAMPLE: 182512

Parameter	Units	7029505007 Result	Spike Conc.	MS Result	MS % Rec	% Rec Limits	Qualifiers
Aluminum	ug/L	97.0J	5000	5130	101	75-125	
Antimony	ug/L	<60.0	750	784	105	75-125	
Arsenic	ug/L	<10.0	500	519	104	75-125	
Barium	ug/L	14.2J	500	533	104	75-125	
Beryllium	ug/L	<5.0	50	53.5	107	75-125	
Cadmium	ug/L	0.19J	50	52.8	105	75-125	
Calcium	ug/L	21800	25000	48400	107	75-125	
Chromium	ug/L	<10.0	250	259	103	75-125	
Cobalt	ug/L	<50.0	500	514	103	75-125	
Copper	ug/L	<25.0	250	266	106	75-125	
Iron	ug/L	131	2000	2210	104	75-125	
Lead	ug/L	1.6J	500	508	101	75-125	
Magnesium	ug/L	6800	25000	31700	100	75-125	
Manganese	ug/L	2.3J	250	252	100	75-125	
Nickel	ug/L	<40.0	250	260	104	75-125	
Potassium	ug/L	2710J	50000	47500	90	75-125	
Selenium	ug/L	<10.0	750	766	102	75-125	
Silver	ug/L	<10.0	250	206	82	75-125	
Sodium	ug/L	81900	50000	136000	109	75-125	
Thallium	ug/L	<10.0	750	720	96	75-125	
Vanadium	ug/L	1.4J	500	515	103	75-125	
Zinc	ug/L	<20.0	1000	1050	105	75-125	

SAMPLE DUPLICATE: 182511

Parameter	Units	7029505007 Result	Dup Result	RPD	Qualifiers
Aluminum	ug/L	97.0J	109J		
Antimony	ug/L	<60.0	<60.0		
Arsenic	ug/L	<10.0	<10.0		
Barium	ug/L	14.2J	14.9J		
Beryllium	ug/L	<5.0	<5.0		
Cadmium	ug/L	0.19J	0.17J		

Results presented on this page are in the units indicated by the "Units" column except where an alternate unit is presented to the right of the result.

REPORT OF LABORATORY ANALYSIS

This report shall not be reproduced, except in full,
without the written consent of Pace Analytical Services, LLC.

Pace Analytical Services, LLC
575 Broad Hollow Road
Melville, NY 11747
(631)694-3040

QUALITY CONTROL DATA

Project: KODAK HAWKEYE FACILITY
Pace Project No.: 7029493

SAMPLE DUPLICATE: 182511

Parameter	Units	7029505007 Result	Dup Result	RPD	Qualifiers
Calcium	ug/L	21800	22600	4	
Chromium	ug/L	<10.0	<10.0		
Cobalt	ug/L	<50.0	<50.0		
Copper	ug/L	<25.0	<25.0		
Iron	ug/L	131	136	4	
Lead	ug/L	1.6J	<5.0		
Magnesium	ug/L	6800	7030	3	
Manganese	ug/L	2.3J	2.3J		
Nickel	ug/L	<40.0	<40.0		
Potassium	ug/L	2710J	2560J		
Selenium	ug/L	<10.0	<10.0		
Silver	ug/L	<10.0	<10.0		
Sodium	ug/L	81900	83000	1	
Thallium	ug/L	<10.0	<10.0		
Vanadium	ug/L	1.4J	2.1J		
Zinc	ug/L	<20.0	<20.0		

Results presented on this page are in the units indicated by the "Units" column except where an alternate unit is presented to the right of the result.

This report shall not be reproduced, except in full,
without the written consent of Pace Analytical Services, LLC.

Pace Analytical Services, LLC
575 Broad Hollow Road
Melville, NY 11747
(631)694-3040

QUALITY CONTROL DATA

Project: KODAK HAWKEYE FACILITY
Pace Project No.: 7029493

QC Batch: 39095 | Analysis Method: EPA 8260C/5030C
QC Batch Method: EPA 8260C/5030C | Analysis Description: 8260 MSV
Associated Lab Samples: 7029493001, 7029493002, 7029493003, 7029493004, 7029493005, 7029493006, 7029493007, 7029493008, 7029493011

METHOD BLANK: 181872 | Matrix: Water
Associated Lab Samples: 7029493001, 7029493002, 7029493003, 7029493004, 7029493005, 7029493006, 7029493007, 7029493008, 7029493011

Parameter	Units	Blank Result	Reporting Limit	Analyzed	Qualifiers
1,1,1-Trichloroethane	ug/L	<1.0	1.0	09/14/17 16:19	
1,1,2,2-Tetrachloroethane	ug/L	<1.0	1.0	09/14/17 16:19	CL
1,1,2-Trichloroethane	ug/L	<1.0	1.0	09/14/17 16:19	
1,1,2-Trichlorotrifluoroethane	ug/L	<1.0	1.0	09/14/17 16:19	
1,1-Dichloroethane	ug/L	<1.0	1.0	09/14/17 16:19	
1,1-Dichloroethene	ug/L	<1.0	1.0	09/14/17 16:19	
1,2,4-Trichlorobenzene	ug/L	<1.0	1.0	09/14/17 16:19	
1,2-Dibromo-3-chloropropane	ug/L	<1.0	1.0	09/14/17 16:19	CL
1,2-Dibromoethane (EDB)	ug/L	<1.0	1.0	09/14/17 16:19	
1,2-Dichlorobenzene	ug/L	<1.0	1.0	09/14/17 16:19	
1,2-Dichloroethane	ug/L	<1.0	1.0	09/14/17 16:19	
1,2-Dichloropropane	ug/L	<1.0	1.0	09/14/17 16:19	
1,3-Dichlorobenzene	ug/L	<1.0	1.0	09/14/17 16:19	
1,4-Dichlorobenzene	ug/L	<1.0	1.0	09/14/17 16:19	
2-Butanone (MEK)	ug/L	<5.0	5.0	09/14/17 16:19	
2-Hexanone	ug/L	<5.0	5.0	09/14/17 16:19	
4-Methyl-2-pentanone (MIBK)	ug/L	<5.0	5.0	09/14/17 16:19	
Acetone	ug/L	<5.0	5.0	09/14/17 16:19	
Benzene	ug/L	<1.0	1.0	09/14/17 16:19	
Bromodichloromethane	ug/L	<1.0	1.0	09/14/17 16:19	
Bromoform	ug/L	<1.0	1.0	09/14/17 16:19	
Bromomethane	ug/L	<1.0	1.0	09/14/17 16:19	
Carbon disulfide	ug/L	<1.0	1.0	09/14/17 16:19	
Carbon tetrachloride	ug/L	<1.0	1.0	09/14/17 16:19	
Chlorobenzene	ug/L	<1.0	1.0	09/14/17 16:19	
Chloroethane	ug/L	<1.0	1.0	09/14/17 16:19	
Chloroform	ug/L	<1.0	1.0	09/14/17 16:19	
Chloromethane	ug/L	<1.0	1.0	09/14/17 16:19	
cis-1,2-Dichloroethene	ug/L	<1.0	1.0	09/14/17 16:19	
cis-1,3-Dichloropropene	ug/L	<1.0	1.0	09/14/17 16:19	
Cyclohexane	ug/L	<1.0	1.0	09/14/17 16:19	
Dibromochloromethane	ug/L	<1.0	1.0	09/14/17 16:19	
Dichlorodifluoromethane	ug/L	<1.0	1.0	09/14/17 16:19	
Ethylbenzene	ug/L	<1.0	1.0	09/14/17 16:19	
Isopropylbenzene (Cumene)	ug/L	<1.0	1.0	09/14/17 16:19	
Methyl acetate	ug/L	<1.0	1.0	09/14/17 16:19	
Methyl-tert-butyl ether	ug/L	<1.0	1.0	09/14/17 16:19	
Methylcyclohexane	ug/L	<1.0	1.0	09/14/17 16:19	
Methylene Chloride	ug/L	<1.0	1.0	09/14/17 16:19	
Styrene	ug/L	<1.0	1.0	09/14/17 16:19	

Results presented on this page are in the units indicated by the "Units" column except where an alternate unit is presented to the right of the result.

This report shall not be reproduced, except in full,
without the written consent of Pace Analytical Services, LLC.

Pace Analytical Services, LLC
575 Broad Hollow Road
Melville, NY 11747
(631)694-3040

QUALITY CONTROL DATA

Project: KODAK HAWKEYE FACILITY
Pace Project No.: 7029493

METHOD BLANK: 181872 Matrix: Water

Associated Lab Samples: 7029493001, 7029493002, 7029493003, 7029493004, 7029493005, 7029493006, 7029493007, 7029493008, 7029493011

Parameter	Units	Blank Result	Reporting Limit	Analyzed	Qualifiers
Tetrachloroethene	ug/L	<1.0	1.0	09/14/17 16:19	
Toluene	ug/L	<1.0	1.0	09/14/17 16:19	
trans-1,2-Dichloroethene	ug/L	<1.0	1.0	09/14/17 16:19	
trans-1,3-Dichloropropene	ug/L	<1.0	1.0	09/14/17 16:19	
Trichloroethene	ug/L	<1.0	1.0	09/14/17 16:19	
Trichlorofluoromethane	ug/L	<1.0	1.0	09/14/17 16:19	
Vinyl chloride	ug/L	<1.0	1.0	09/14/17 16:19	
Xylene (Total)	ug/L	<2.0	2.0	09/14/17 16:19	
1,2-Dichloroethane-d4 (S)	%.	110	68-153	09/14/17 16:19	
4-Bromofluorobenzene (S)	%.	112	79-124	09/14/17 16:19	
Toluene-d8 (S)	%.	96	69-124	09/14/17 16:19	

LABORATORY CONTROL SAMPLE: 181873

Parameter	Units	Spike Conc.	LCS Result	LCS % Rec	% Rec Limits	Qualifiers
1,1,1-Trichloroethane	ug/L	50	53.5	107	65-118	
1,1,2,2-Tetrachloroethane	ug/L	50	40.1	80	74-121	CL
1,1,2-Trichloroethane	ug/L	50	50.9	102	80-117	
1,1,2-Trichlorotrifluoroethane	ug/L	50	57.4	115	60-140	
1,1-Dichloroethane	ug/L	50	58.2	116	83-151	
1,1-Dichloroethene	ug/L	50	52.2	104	45-146	
1,2,4-Trichlorobenzene	ug/L	50	44.9	90	66-116	
1,2-Dibromo-3-chloropropane	ug/L	50	37.7	75	74-119	CL
1,2-Dibromoethane (EDB)	ug/L	50	54.9	110	83-115	
1,2-Dichlorobenzene	ug/L	50	46.3	93	74-113	
1,2-Dichloroethane	ug/L	50	53.7	107	74-129	
1,2-Dichloropropane	ug/L	50	53.3	107	75-117	
1,3-Dichlorobenzene	ug/L	50	49.2	98	71-112	
1,4-Dichlorobenzene	ug/L	50	47.3	95	71-113	
2-Butanone (MEK)	ug/L	50	60.0	120	44-162	
2-Hexanone	ug/L	50	46.6	93	32-183	
4-Methyl-2-pentanone (MIBK)	ug/L	50	53.3	107	69-132	
Acetone	ug/L	50	50.6	101	23-188	
Benzene	ug/L	50	49.6	99	73-119	
Bromodichloromethane	ug/L	50	52.5	105	78-117	
Bromoform	ug/L	50	50.9	102	65-122	
Bromomethane	ug/L	50	46.0	92	52-147	
Carbon disulfide	ug/L	50	52.2	104	41-144	
Carbon tetrachloride	ug/L	50	55.8	112	59-120	
Chlorobenzene	ug/L	50	50.7	101	75-113	
Chloroethane	ug/L	50	59.8	120	49-151	
Chloroform	ug/L	50	46.5	93	72-122	
Chloromethane	ug/L	50	57.5	115	46-144	

Results presented on this page are in the units indicated by the "Units" column except where an alternate unit is presented to the right of the result.

This report shall not be reproduced, except in full,
without the written consent of Pace Analytical Services, LLC.

Pace Analytical Services, LLC
575 Broad Hollow Road
Melville, NY 11747
(631)694-3040

QUALITY CONTROL DATA

Project: KODAK HAWKEYE FACILITY
Pace Project No.: 7029493

LABORATORY CONTROL SAMPLE: 181873

Parameter	Units	Spike Conc.	LCS Result	LCS % Rec	% Rec Limits	Qualifiers
cis-1,2-Dichloroethene	ug/L	50	54.1	108	72-121	
cis-1,3-Dichloropropene	ug/L	50	53.5	107	78-116	
Cyclohexane	ug/L	50	53.4	107	43-143	
Dibromochloromethane	ug/L	50	51.1	102	70-120	
Dichlorodifluoromethane	ug/L	50	48.5	97	22-154	IH
Ethylbenzene	ug/L	50	52.0	104	70-113	
Isopropylbenzene (Cumene)	ug/L	50	48.1	96	67-115	
Methyl acetate	ug/L	50	83.9	168	60-140	CH,IH,L1
Methyl-tert-butyl ether	ug/L	50	50.5	101	72-131	
Methylcyclohexane	ug/L	50	51.8	104	60-140	
Methylene Chloride	ug/L	50	51.0	102	61-142	
Styrene	ug/L	50	53.5	107	72-118	
Tetrachloroethene	ug/L	50	51.7	103	60-128	
Toluene	ug/L	50	55.5	111	72-119	
trans-1,2-Dichloroethene	ug/L	50	52.5	105	56-142	
trans-1,3-Dichloropropene	ug/L	50	55.3	111	79-116	
Trichloroethene	ug/L	50	52.8	106	69-117	
Trichlorofluoromethane	ug/L	50	52.0	104	27-173	
Vinyl chloride	ug/L	50	57.4	115	43-143	
Xylene (Total)	ug/L	150	157	105	71-109	
1,2-Dichloroethane-d4 (S)	%.			103	68-153	
4-Bromofluorobenzene (S)	%.			114	79-124	
Toluene-d8 (S)	%.			97	69-124	

Results presented on this page are in the units indicated by the "Units" column except where an alternate unit is presented to the right of the result.

This report shall not be reproduced, except in full,
without the written consent of Pace Analytical Services, LLC.

Pace Analytical Services, LLC
575 Broad Hollow Road
Melville, NY 11747
(631)694-3040

QUALITY CONTROL DATA

Project: KODAK HAWKEYE FACILITY
Pace Project No.: 7029493

QC Batch: 38653 | Analysis Method: EPA 8270D
QC Batch Method: EPA 3510C | Analysis Description: 8270 Water MSSV
Associated Lab Samples: 7029493003, 7029493009, 7029493010

METHOD BLANK: 179650 | Matrix: Water
Associated Lab Samples: 7029493003, 7029493009, 7029493010

Parameter	Units	Blank Result	Reporting Limit	Analyzed	Qualifiers
2-Methylnaphthalene	ug/L	<5.0	5.0	09/13/17 15:06	
Acenaphthene	ug/L	<5.0	5.0	09/13/17 15:06	
Acenaphthylene	ug/L	<5.0	5.0	09/13/17 15:06	
Anthracene	ug/L	<5.0	5.0	09/13/17 15:06	
Benzo(a)anthracene	ug/L	<5.0	5.0	09/13/17 15:06	
Benzo(a)pyrene	ug/L	<5.0	5.0	09/13/17 15:06	
Benzo(b)fluoranthene	ug/L	<5.0	5.0	09/13/17 15:06	
Benzo(g,h,i)perylene	ug/L	<5.0	5.0	09/13/17 15:06	
Benzo(k)fluoranthene	ug/L	<5.0	5.0	09/13/17 15:06	
Chrysene	ug/L	<5.0	5.0	09/13/17 15:06	
Dibenz(a,h)anthracene	ug/L	<5.0	5.0	09/13/17 15:06	
Fluoranthene	ug/L	<5.0	5.0	09/13/17 15:06	
Fluorene	ug/L	<5.0	5.0	09/13/17 15:06	
Indeno(1,2,3-cd)pyrene	ug/L	<5.0	5.0	09/13/17 15:06	
Naphthalene	ug/L	<5.0	5.0	09/13/17 15:06	
Phenanthrene	ug/L	<5.0	5.0	09/13/17 15:06	
Pyrene	ug/L	<5.0	5.0	09/13/17 15:06	
1,2-Dichlorobenzene-d4 (S)	%.	61	16-110	09/13/17 15:06	
2,4,6-Tribromophenol (S)	%.	90	10-123	09/13/17 15:06	
2-Chlorophenol-d4 (S)	%.	76	33-110	09/13/17 15:06	
2-Fluorobiphenyl (S)	%.	73	43-116	09/13/17 15:06	
2-Fluorophenol (S)	%.	55	21-110	09/13/17 15:06	
Nitrobenzene-d5 (S)	%.	76	35-114	09/13/17 15:06	
p-Terphenyl-d14 (S)	%.	99	33-141	09/13/17 15:06	
Phenol-d5 (S)	%.	38	10-110	09/13/17 15:06	

LABORATORY CONTROL SAMPLE: 179651

Parameter	Units	Spike Conc.	LCS Result	LCS % Rec	% Rec Limits	Qualifiers
2-Methylnaphthalene	ug/L	50	45.1	90	31-123	
Acenaphthene	ug/L	50	49.2	98	50-116	
Acenaphthylene	ug/L	50	47.6	95	50-109	
Anthracene	ug/L	50	52.8	106	54-117	
Benzo(a)anthracene	ug/L	50	52.6	105	31-128	
Benzo(a)pyrene	ug/L	50	50.9	102	30-146	
Benzo(b)fluoranthene	ug/L	50	59.6	119	43-147	
Benzo(g,h,i)perylene	ug/L	50	55.6	111	25-153	
Benzo(k)fluoranthene	ug/L	50	50.0	100	28-148	
Chrysene	ug/L	50	52.0	104	42-140	
Dibenz(a,h)anthracene	ug/L	50	54.7	109	22-147	

Results presented on this page are in the units indicated by the "Units" column except where an alternate unit is presented to the right of the result.

This report shall not be reproduced, except in full,
without the written consent of Pace Analytical Services, LLC.

Pace Analytical Services, LLC
575 Broad Hollow Road
Melville, NY 11747
(631)694-3040

QUALITY CONTROL DATA

Project: KODAK HAWKEYE FACILITY
Pace Project No.: 7029493

LABORATORY CONTROL SAMPLE: 179651

Parameter	Units	Spike Conc.	LCS Result	LCS % Rec	% Rec Limits	Qualifiers
Fluoranthene	ug/L	50	56.4	113	50-123	
Fluorene	ug/L	50	54.1	108	51-118	
Indeno(1,2,3-cd)pyrene	ug/L	50	54.5	109	26-156	
Naphthalene	ug/L	50	44.2	88	39-107	
Phenanthrene	ug/L	50	50.7	101	52-126	
Pyrene	ug/L	50	50.9	102	41-137	
1,2-Dichlorobenzene-d4 (S)	%.			66	16-110	
2,4,6-Tribromophenol (S)	%.			101	10-123	
2-Chlorophenol-d4 (S)	%.			77	33-110	
2-Fluorobiphenyl (S)	%.			82	43-116	
2-Fluorophenol (S)	%.			60	21-110	
Nitrobenzene-d5 (S)	%.			94	35-114	
p-Terphenyl-d14 (S)	%.			92	33-141	
Phenol-d5 (S)	%.			40	10-110	

MATRIX SPIKE & MATRIX SPIKE DUPLICATE: 181958 181959

Parameter	Units	7029493009 Result	MS Spike Conc.	MSD Spike Conc.	MS Result	MSD Result	MS % Rec	MSD % Rec	% Rec Limits	RPD	Qual
2-Methylnaphthalene	ug/L	2.2J	50	50	45.8	48.5	87	93	31-123	6	
Acenaphthene	ug/L	<5.0	50	50	49.0	47.2	98	94	50-116	4	
Acenaphthylene	ug/L	<5.0	50	50	47.2	43.3	94	87	50-109	8	
Anthracene	ug/L	<5.0	50	50	50.4	48.7	101	97	54-117	3	
Benzo(a)anthracene	ug/L	<5.0	50	50	46.9	46.4	94	93	31-128	1	
Benzo(a)pyrene	ug/L	<5.0	50	50	50.9	49.9	102	100	30-146	2	
Benzo(b)fluoranthene	ug/L	<5.0	50	50	69.1	62.2	138	124	43-147	10	
Benzo(g,h,i)perylene	ug/L	<5.0	50	50	27.6	25.6	55	51	25-153	8	CH
Benzo(k)fluoranthene	ug/L	<5.0	50	50	59.1	65.8	118	132	28-148	11	
Chrysene	ug/L	<5.0	50	50	47.2	47.9	94	96	42-140	1	
Dibenz(a,h)anthracene	ug/L	<5.0	50	50	32.4	29.8	65	60	22-147	8	
Fluoranthene	ug/L	<5.0	50	50	51.6	50.5	103	101	50-123	2	
Fluorene	ug/L	<5.0	50	50	57.9	52.1	116	104	51-118	11	
Indeno(1,2,3-cd)pyrene	ug/L	<5.0	50	50	31.5	29.1	63	58	26-156	8	
Naphthalene	ug/L	9.4	50	50	61.1	62.4	103	106	39-107	2	
Phenanthrene	ug/L	<5.0	50	50	51.5	45.1	103	90	52-126	13	
Pyrene	ug/L	<5.0	50	50	47.4	49.1	95	98	41-137	4	
1,2-Dichlorobenzene-d4 (S)	%.						76	72	16-110		
2-Chlorophenol-d4 (S)	%.						90	84	33-110		
2-Fluorobiphenyl (S)	%.						79	74	43-116		
2-Fluorophenol (S)	%.						56	51	21-110		
Nitrobenzene-d5 (S)	%.						84	91	35-114		
p-Terphenyl-d14 (S)	%.						82	76	33-141		
Phenol-d5 (S)	%.						45	42	10-110		

Results presented on this page are in the units indicated by the "Units" column except where an alternate unit is presented to the right of the result.

This report shall not be reproduced, except in full,
without the written consent of Pace Analytical Services, LLC.

Pace Analytical Services, LLC
575 Broad Hollow Road
Melville, NY 11747
(631)694-3040

QUALIFIERS

Project: KODAK HAWKEYE FACILITY
Pace Project No.: 7029493

DEFINITIONS

DF - Dilution Factor, if reported, represents the factor applied to the reported data due to dilution of the sample aliquot.

ND - Not Detected at or above adjusted reporting limit.

TNTC - Too Numerous To Count

J - Estimated concentration above the adjusted method detection limit and below the adjusted reporting limit.

MDL - Adjusted Method Detection Limit.

PQL - Practical Quantitation Limit.

RL - Reporting Limit.

S - Surrogate

1,2-Diphenylhydrazine decomposes to and cannot be separated from Azobenzene using Method 8270. The result for each analyte is a combined concentration.

Consistent with EPA guidelines, unrounded data are displayed and have been used to calculate % recovery and RPD values.

LCS(D) - Laboratory Control Sample (Duplicate)

MS(D) - Matrix Spike (Duplicate)

DUP - Sample Duplicate

RPD - Relative Percent Difference

NC - Not Calculable.

SG - Silica Gel - Clean-Up

U - Indicates the compound was analyzed for, but not detected.

N-Nitrosodiphenylamine decomposes and cannot be separated from Diphenylamine using Method 8270. The result reported for each analyte is a combined concentration.

Pace Analytical is TNI accredited. Contact your Pace PM for the current list of accredited analytes.

TNI - The NELAC Institute.

ANALYTE QUALIFIERS

CH	The continuing calibration for this compound is outside of Pace Analytical acceptance limits. The results may be biased high.
CL	The continuing calibration for this compound is outside of Pace Analytical acceptance limits. The results may be biased low.
IH	This analyte exceeded secondary source verification criteria high for the initial calibration. The reported results should be considered an estimated value.
L1	Analyte recovery in the laboratory control sample (LCS) was above QC limits. Results for this analyte in associated samples may be biased high.
S0	Surrogate recovery outside laboratory control limits.

This report shall not be reproduced, except in full,
without the written consent of Pace Analytical Services, LLC.

Pace Analytical Services, LLC
575 Broad Hollow Road
Melville, NY 11747
(631)694-3040

QUALITY CONTROL DATA CROSS REFERENCE TABLE

Project: KODAK HAWKEYE FACILITY
Pace Project No.: 7029493

Lab ID	Sample ID	QC Batch Method	QC Batch	Analytical Method	Analytical Batch
7029493001	**IB11AW**	EPA 3005A	39231	EPA 6010C	39266
7029493001	**IB11AW**	EPA 7470A	39422	EPA 7470A	39443
7029493003	**MW-11**	EPA 3510C	38653	EPA 8270D	38754
7029493009	**SL6SE**	EPA 3510C	38653	EPA 8270D	38754
7029493010	**BLIND DUPLICATE**	EPA 3510C	38653	EPA 8270D	38754
7029493001	**IB11AW**	EPA 8260C/5030C	39095		
7029493002	**MW-8**	EPA 8260C/5030C	39095		
7029493003	**MW-11**	EPA 8260C/5030C	39095		
7029493004	**IL2NE**	EPA 8260C/5030C	39095		
7029493005	**IB6NE**	EPA 8260C/5030C	39095		
7029493006	**MW-10**	EPA 8260C/5030C	39095		
7029493007	**IB5NE**	EPA 8260C/5030C	39095		
7029493008	**MW-12**	EPA 8260C/5030C	39095		
7029493011	**TRIP BLANK**	EPA 8260C/5030C	39095		

This report shall not be reproduced, except in full,
without the written consent of Pace Analytical Services, LLC.

Pace Analytical®
www.pacelabs.com

CHAIN-OF-CUSTODY / Analytical Request Docu

The Chain-of-Custody is a LEGAL DOCUMENT. All relevant fields must be completed ac

WO# : 7029493

7029493 2201120

Section A Required Client Information:	Section B Required Project Information:	Section C Invoice Information:
Company: LaBella Associates	Report To: Allan Engelbert	Attention: ap@labellapc.com
Address: 300 State Street Rochester, NY 14614	Copy To:	Company Name: LaBella Associates
		Address: Same
Email To: aengelbert@labellapc.com	Purchase Order No.: 2172124	Pace Quote Reference: 00040092
Phone: Fax:	Project Name: Kodak Hawkeye Facility	Pace Project Manager: Lauren Buono
Requested Due Date/TAT: Standard	Project Number: 2172124	Pace Profile #:

REGULATORY AGENCY

☐ NPDES ☐ GROUND WATER ☐ DRINKING WATER
☐ UST ☐ RCRA ☐ OTHER _____

Site Location STATE: NY

Section D Required Client Information

Matrix Codes MATRIX / CODE: Drinking Water DW; Water WT; Waste Water WW; Product P; Soil/Solid SL; Oil OL; Wipe WP; Air AR; Tissue TS; Other OT

SAMPLE ID (A-Z, 0-9 / ,-) Sample IDs MUST BE UNIQUE

Requested Analysis Filtered (Y/N)

ITEM #	SAMPLE ID	MATRIX CODE (see valid codes to left)	SAMPLE TYPE (G=GRAB C=COMP)	COLLECTED COMPOSITE START DATE	COLLECTED COMPOSITE START TIME	COLLECTED COMPOSITE END/GRAB DATE	COLLECTED COMPOSITE END/GRAB TIME	SAMPLE TEMP AT COLLECTION	# OF CONTAINERS	Preservatives: Unpreserved	H_2SO_4	HNO_3	HCl	NaOH	$Na_2S_2O_3$	Methanol	Other	Analysis Test (Y/N)	TCL/GP-51 VOC	TAL Metals	PCBs	CP-51 SVOC	Residual Chlorine (Y/N)	Pace Project No./ Lab I.D.
1	IB11AW	WT	G	9/7/17	0850	9/7/17	0850		4	✓		✓	✓						X	X	X			-001
2	MW-8	WT	G	9/7/17	0930	9/7/17	0930		2				✓						X					-002
3	MW-11	WT	G	9/7/17	1015	9/7/17	1015		3	✓			✓						X			X		-003
4	IL2NE	WT	G	9/7/17	1000	9/7/17	1000		2				✓						X					-004
5	IB6NE	WT	G	9/7/17	1030	9/7/17	1030		2				✓						X					-005
6	MW-10	WT	G	9/7/17	1030	9/7/17	1030		2				✓						X					-006
7	~~MW-13~~	~~WT~~	~~G~~																					
8	IB5NE	WT	G	9/7/17	1300	9/7/17	1300		2				✓						X					-007
9	MW-12	WT	G	9/7/17	1605	9/7/17	1605		2				✓						X					-008
10	SL6SE	WT	G	9/7/17	1230	9/7/17	1230		3	✓												X		-009
11	Blind Duplicate	WT	G	9/7/17		9/7/17			1	✓												X		-010
12	Trip Blank	WT	G			9/7/17	1845																	-011

ADDITIONAL COMMENTS	RELINQUISHED BY / AFFILIATION	DATE	TIME	ACCEPTED BY / AFFILIATION	DATE	TIME	SAMPLE CONDITIONS			
SL6SE-MS/MSD (SVOC)	[signature] / LaBella	9/8/17	0915	[signature] / LaBella	9/8/17	0915				
	[signature] / LaBella	9/8/17	1220	[signature] / PACE	9/8/17	1220				
	[signature] / PACE	9/8/17	1700	[signature] / Pace	9/9/17	10:30	4.9C	Y	Y	Y
							Temp in °C	Received on Ice (Y/N)	Custody Sealed Cooler (Y/N)	Samples Intact (Y/N)

ORIGINAL

SAMPLER NAME AND SIGNATURE

PRINT Name of SAMPLER: Allan J. Engelbert

SIGNATURE of SAMPLER: [signature] DATE Signed (MM/DD/YY): 9/8/17

*Important Note: By signing this form you are accepting Pace's NET 30 day payment terms and agreeing to late charges of 1.5% per month for any invoices not paid within 30 days.

F-ALL-Q-020rev.07, 15-May-2007

Sample Condition Upon Receipt

Pace Analytical™ Long Island Laboratory

WO#: 7029493
PM: JSA Due Date: 09/18/17
CLIENT: LBA

Client Name: Labella

Proje

Courier: ☒ Fed Ex ☐ UPS ☐ USPS ☐ Client ☐ Commercial ☐ Pace ☐ Other

Tracking #: 7702 1854 9660

Custody Seal on Cooler/Box Present: ☐ Yes ☑ No

Seals intact: ☐ Yes ☐ No

Packing Material: ☐ Bubble Wrap ☑ Bubble Bags ☑ Ziploc ☐ None ☐ Other

Type of Ice: Wet Blue None

Thermometer Used: TH092

Correction Factor: +0.1

☐ Samples on ice, cooling process has begun

Cooler Temperature (°C): 4.9

Cooler Temperature Corrected (°C): 5.0

Date/Time 5035A kits placed in freezer _____

Temp should be above freezing to 6.0°C

Date and Initials of person examining contents: JK 9/9/17

USDA Regulated Soil (☑ N/A, water sample)

Did samples originate in a quarantine zone within the United States: AL, AR, CA, FL, GA, ID, LA, MS, NC, NM, NY, OK, OR, SC, TN, TX, or VA (check map)? ☐ YES ☐ NO

Did samples orignate from a foreign source (internationally, including Hawaii and Puerto Rico)? ☐ Yes ☒ No

If Yes to either question, fill out a Regulated Soil Checklist (F-LI-C-010) and include with SCUR/COC paperwork.

				COMMENTS:
Chain of Custody Present:	☑ Yes	☐ No		1.
Chain of Custody Filled Out:	☑ Yes	☐ No		2.
Chain of Custody Relinquished:	☑ Yes	☐ No		3.
Sampler Name & Signature on COC:	☑ Yes	☐ No	☐ N/A	4.
Samples Arrived within Hold Time:	☑ Yes	☐ No		5.
Short Hold Time Analysis (<72hr):	☐ Yes	☑ No		6.
Rush Turn Around Time Requested:	☐ Yes	☑ No		7.
Sufficient Volume: (Triple volume provided for MS/MSD)	☑ Yes	☐ No		8.
Correct Containers Used:	☑ Yes	☐ No		9.
-Pace Containers Used:	☑ Yes	☐ No		
Containers Intact:	☑ Yes	☐ No		10.
Filtered volume received for Dissolved tests	☐ Yes	☐ No	☑ N/A	11. Note if sediment is visible in the dissolved container.
Sample Labels match COC: -Includes date/time/ID/Analysis Matrix: SL WT OIL	☑ Yes	☐ No		12.
All containers needing preservation have been checked pH paper Lot # HC601354	☑ Yes	☐ No	☐ N/A	13. ☐ HNO_3 ☐ H_2SO_4 ☐ NaOH ☐ HCl Sample #
All containers needing preservation are found to be in compliance with EPA recommendation? (HNO_3, H_2SO_4, HCl, NaOH>9 Sulfide, NAOH>12 Cyanide) Exceptions: VOA, Coliform, TOC/DOC, Oil and Grease, DRO/8015 (water). Per Method, VOA pH is checked after analysis	☑ Yes	☐ No	☐ N/A	Initial when completed: / Lot # of added preservative: / Date/Time preservative added
Samples checked for dechlorination:	☐ Yes	☐ No	☑ N/A	14. Positive for Res. Chlorine? Y N
Residual chlorine strips Lot #				
Headspace in VOA Vials (>6mm):	☐ Yes	☑ No	☐ N/A	15.
Trip Blank Present:	☑ Yes	☐ No	☐ N/A	16.
Trip Blank Custody Seals Present	☐ Yes	☐ No	☐ N/A	
Pace Trip Blank Lot # (if applicable): _____				

Field Data Required? Y / N

Client Notification/ Resolution: Date/Time: _____

Person Contacted: _____

Comments/ Resolution: _____

* PM (Project Manager) review is documented electronically in LIMS.

Pace Analytical Services, LLC
575 Broad Hollow Road
Melville, NY 11747
(631)694-3040

September 27, 2017

Ann Aquilina
LaBella Associates
300 State Street
Suite 201
Rochester, NY 14614

RE: Project: Kodak Hawkeye Facility
Pace Project No.: 7029423

Dear Ann Aquilina:
Enclosed are the analytical results for sample(s) received by the laboratory on September 09, 2017. The results relate only to the samples included in this report. Results reported herein conform to the most current, applicable TNI/NELAC standards and the laboratory's Quality Assurance Manual, where applicable, unless otherwise noted in the body of the report.

If you have any questions concerning this report, please feel free to contact me.

Sincerely,

Jennifer Aracri
jennifer.aracri@pacelabs.com
(631)694-3040
Project Manager

Enclosures

cc: Allan Engelbert, LaBella Associates

This report shall not be reproduced, except in full,
without the written consent of Pace Analytical Services, LLC.

Pace Analytical Services, LLC
575 Broad Hollow Road
Melville, NY 11747
(631)694-3040

CERTIFICATIONS

Project:	Kodak Hawkeye Facility
Pace Project No.:	7029423

Long Island Certification IDs

575 Broad Hollow Rd, Melville, NY 11747
New York Certification #: 10478 Primary Accrediting Body
New Jersey Certification #: NY158
Pennsylvania Certification #: 68-00350
Connecticut Certification #: PH-0435
Maryland Certification #: 208
Rhode Island Certification #: LAO00340
Massachusetts Certification #: M-NY026
New Hampshire Certification #: 2987

This report shall not be reproduced, except in full,
without the written consent of Pace Analytical Services, LLC.

Pace Analytical Services, LLC
575 Broad Hollow Road
Melville, NY 11747
(631)694-3040

ANALYTICAL RESULTS

Project: Kodak Hawkeye Facility
Pace Project No.: 7029423

Sample: SB-29 **Lab ID: 7029423001** Collected: 09/06/17 13:45 Received: 09/09/17 10:30 Matrix: Solid

Results reported on a "dry weight" basis and are adjusted for percent moisture, sample size and any dilutions.

Parameters	Results	Units	Report Limit	DF	Prepared	Analyzed	CAS No.	Qual
8082 GCS PCB	Analytical Method: EPA 8082A Preparation Method: EPA 3545A							
PCB-1016 (Aroclor 1016)	**<41.6**	ug/kg	41.6	1	09/19/17 11:20	09/23/17 08:02	12674-11-2	
PCB-1221 (Aroclor 1221)	**<84.4**	ug/kg	84.4	1	09/19/17 11:20	09/23/17 08:02	11104-28-2	
PCB-1232 (Aroclor 1232)	**<41.6**	ug/kg	41.6	1	09/19/17 11:20	09/23/17 08:02	11141-16-5	
PCB-1242 (Aroclor 1242)	**64.7**	ug/kg	41.6	1	09/19/17 11:20	09/23/17 08:02	53469-21-9	
PCB-1248 (Aroclor 1248)	**<41.6**	ug/kg	41.6	1	09/19/17 11:20	09/23/17 08:02	12672-29-6	
PCB-1254 (Aroclor 1254)	**<41.6**	ug/kg	41.6	1	09/19/17 11:20	09/23/17 08:02	11097-69-1	
PCB-1260 (Aroclor 1260)	**<41.6**	ug/kg	41.6	1	09/19/17 11:20	09/23/17 08:02	11096-82-5	
Surrogates								
Tetrachloro-m-xylene (S)	26	%.	30-150	1	09/19/17 11:20	09/23/17 08:02	877-09-8	S0
Decachlorobiphenyl (S)	37	%.	30-150	1	09/19/17 11:20	09/23/17 08:02	2051-24-3	
8260C MSV 5035A-L Low Level	Analytical Method: EPA 8260C Preparation Method: EPA 5035A-L							
1,1,1-Trichloroethane	**<2.6**	ug/kg	2.6	1	09/17/17 10:30	09/17/17 20:23	71-55-6	
1,1,2,2-Tetrachloroethane	**<2.6**	ug/kg	2.6	1	09/17/17 10:30	09/17/17 20:23	79-34-5	
1,1,2-Trichloroethane	**<2.6**	ug/kg	2.6	1	09/17/17 10:30	09/17/17 20:23	79-00-5	
1,1,2-Trichlorotrifluoroethane	**<2.6**	ug/kg	2.6	1	09/17/17 10:30	09/17/17 20:23	76-13-1	
1,1-Dichloroethane	**<2.6**	ug/kg	2.6	1	09/17/17 10:30	09/17/17 20:23	75-34-3	
1,1-Dichloroethene	**<2.6**	ug/kg	2.6	1	09/17/17 10:30	09/17/17 20:23	75-35-4	R1
1,2,4-Trichlorobenzene	**<2.6**	ug/kg	2.6	1	09/17/17 10:30	09/17/17 20:23	120-82-1	
1,2-Dibromo-3-chloropropane	**<2.6**	ug/kg	2.6	1	09/17/17 10:30	09/17/17 20:23	96-12-8	
1,2-Dibromoethane (EDB)	**<2.6**	ug/kg	2.6	1	09/17/17 10:30	09/17/17 20:23	106-93-4	M1
1,2-Dichlorobenzene	**<2.6**	ug/kg	2.6	1	09/17/17 10:30	09/17/17 20:23	95-50-1	
1,2-Dichloroethane	**<2.6**	ug/kg	2.6	1	09/17/17 10:30	09/17/17 20:23	107-06-2	
1,2-Dichloropropane	**<2.6**	ug/kg	2.6	1	09/17/17 10:30	09/17/17 20:23	78-87-5	
1,3-Dichlorobenzene	**<2.6**	ug/kg	2.6	1	09/17/17 10:30	09/17/17 20:23	541-73-1	
1,4-Dichlorobenzene	**<2.6**	ug/kg	2.6	1	09/17/17 10:30	09/17/17 20:23	106-46-7	
2-Butanone (MEK)	**<2.6**	ug/kg	2.6	1	09/17/17 10:30	09/17/17 20:23	78-93-3	
2-Hexanone	**<2.6**	ug/kg	2.6	1	09/17/17 10:30	09/17/17 20:23	591-78-6	R1
4-Methyl-2-pentanone (MIBK)	**<2.6**	ug/kg	2.6	1	09/17/17 10:30	09/17/17 20:23	108-10-1	
Acetone	**<2.6**	ug/kg	2.6	1	09/17/17 10:30	09/17/17 20:23	67-64-1	R1
Benzene	**<2.6**	ug/kg	2.6	1	09/17/17 10:30	09/17/17 20:23	71-43-2	
Bromodichloromethane	**<2.6**	ug/kg	2.6	1	09/17/17 10:30	09/17/17 20:23	75-27-4	
Bromoform	**<2.6**	ug/kg	2.6	1	09/17/17 10:30	09/17/17 20:23	75-25-2	
Bromomethane	**<2.6**	ug/kg	2.6	1	09/17/17 10:30	09/17/17 20:23	74-83-9	
Carbon disulfide	**<2.6**	ug/kg	2.6	1	09/17/17 10:30	09/17/17 20:23	75-15-0	
Carbon tetrachloride	**<2.6**	ug/kg	2.6	1	09/17/17 10:30	09/17/17 20:23	56-23-5	
Chlorobenzene	**<2.6**	ug/kg	2.6	1	09/17/17 10:30	09/17/17 20:23	108-90-7	
Chloroethane	**<2.6**	ug/kg	2.6	1	09/17/17 10:30	09/17/17 20:23	75-00-3	
Chloroform	**<2.6**	ug/kg	2.6	1	09/17/17 10:30	09/17/17 20:23	67-66-3	
Chloromethane	**<2.6**	ug/kg	2.6	1	09/17/17 10:30	09/17/17 20:23	74-87-3	
Cyclohexane	**<2.6**	ug/kg	2.6	1	09/17/17 10:30	09/17/17 20:23	110-82-7	
Dibromochloromethane	**<2.6**	ug/kg	2.6	1	09/17/17 10:30	09/17/17 20:23	124-48-1	
Dichlorodifluoromethane	**<2.6**	ug/kg	2.6	1	09/17/17 10:30	09/17/17 20:23	75-71-8	
Ethylbenzene	**<2.6**	ug/kg	2.6	1	09/17/17 10:30	09/17/17 20:23	100-41-4	
Isopropylbenzene (Cumene)	**<2.6**	ug/kg	2.6	1	09/17/17 10:30	09/17/17 20:23	98-82-8	
Methyl acetate	**<2.6**	ug/kg	2.6	1	09/17/17 10:30	09/17/17 20:23	79-20-9	R1

This report shall not be reproduced, except in full,
without the written consent of Pace Analytical Services, LLC.

Pace Analytical Services, LLC
575 Broad Hollow Road
Melville, NY 11747
(631)694-3040

ANALYTICAL RESULTS

Project: Kodak Hawkeye Facility
Pace Project No.: 7029423

Sample: SB-29 **Lab ID: 7029423001** Collected: 09/06/17 13:45 Received: 09/09/17 10:30 Matrix: Solid

Results reported on a "dry weight" basis and are adjusted for percent moisture, sample size and any dilutions.

Parameters	Results	Units	Report Limit	DF	Prepared	Analyzed	CAS No.	Qual
8260C MSV 5035A-L Low Level	Analytical Method: EPA 8260C Preparation Method: EPA 5035A-L							
Methyl-tert-butyl ether	**<2.6**	ug/kg	2.6	1	09/17/17 10:30	09/17/17 20:23	1634-04-4	
Methylcyclohexane	**<2.6**	ug/kg	2.6	1	09/17/17 10:30	09/17/17 20:23	108-87-2	
Methylene Chloride	**<2.6**	ug/kg	2.6	1	09/17/17 10:30	09/17/17 20:23	75-09-2	
Styrene	**<2.6**	ug/kg	2.6	1	09/17/17 10:30	09/17/17 20:23	100-42-5	
Tetrachloroethene	**<2.6**	ug/kg	2.6	1	09/17/17 10:30	09/17/17 20:23	127-18-4	
Toluene	**<2.6**	ug/kg	2.6	1	09/17/17 10:30	09/17/17 20:23	108-88-3	
Trichloroethene	**12.1**	ug/kg	2.6	1	09/17/17 10:30	09/17/17 20:23	79-01-6	
Trichlorofluoromethane	**<2.6**	ug/kg	2.6	1	09/17/17 10:30	09/17/17 20:23	75-69-4	
Vinyl chloride	**<2.6**	ug/kg	2.6	1	09/17/17 10:30	09/17/17 20:23	75-01-4	
Xylene (Total)	**<5.2**	ug/kg	5.2	1	09/17/17 10:30	09/17/17 20:23	1330-20-7	
cis-1,2-Dichloroethene	**<2.6**	ug/kg	2.6	1	09/17/17 10:30	09/17/17 20:23	156-59-2	
cis-1,3-Dichloropropene	**<2.6**	ug/kg	2.6	1	09/17/17 10:30	09/17/17 20:23	10061-01-5	
trans-1,2-Dichloroethene	**<2.6**	ug/kg	2.6	1	09/17/17 10:30	09/17/17 20:23	156-60-5	
trans-1,3-Dichloropropene	**<2.6**	ug/kg	2.6	1	09/17/17 10:30	09/17/17 20:23	10061-02-6	
Surrogates								
Toluene-d8 (S)	100	%.	43-157	1	09/17/17 10:30	09/17/17 20:23	2037-26-5	
4-Bromofluorobenzene (S)	90	%.	34-145	1	09/17/17 10:30	09/17/17 20:23	460-00-4	
1,2-Dichloroethane-d4 (S)	96	%.	33-150	1	09/17/17 10:30	09/17/17 20:23	17060-07-0	
Percent Moisture	Analytical Method: ASTM D2216-92M							
Percent Moisture	**20.6**	%	0.10	1		09/14/17 00:34		

This report shall not be reproduced, except in full,
without the written consent of Pace Analytical Services, LLC.

Pace Analytical Services, LLC
575 Broad Hollow Road
Melville, NY 11747
(631)694-3040

ANALYTICAL RESULTS

Project: Kodak Hawkeye Facility
Pace Project No.: 7029423

Sample: SB-30 **Lab ID: 7029423002** Collected: 09/06/17 14:30 Received: 09/09/17 10:30 Matrix: Solid

Results reported on a "dry weight" basis and are adjusted for percent moisture, sample size and any dilutions.

Parameters	Results	Units	Report Limit	DF	Prepared	Analyzed	CAS No.	Qual
8082 GCS PCB	Analytical Method: EPA 8082A Preparation Method: EPA 3545A							
PCB-1016 (Aroclor 1016)	**<37.0**	ug/kg	37.0	1	09/19/17 11:20	09/23/17 08:41	12674-11-2	
PCB-1221 (Aroclor 1221)	**<75.2**	ug/kg	75.2	1	09/19/17 11:20	09/23/17 08:41	11104-28-2	
PCB-1232 (Aroclor 1232)	**<37.0**	ug/kg	37.0	1	09/19/17 11:20	09/23/17 08:41	11141-16-5	
PCB-1242 (Aroclor 1242)	**<37.0**	ug/kg	37.0	1	09/19/17 11:20	09/23/17 08:41	53469-21-9	
PCB-1248 (Aroclor 1248)	**<37.0**	ug/kg	37.0	1	09/19/17 11:20	09/23/17 08:41	12672-29-6	
PCB-1254 (Aroclor 1254)	**<37.0**	ug/kg	37.0	1	09/19/17 11:20	09/23/17 08:41	11097-69-1	
PCB-1260 (Aroclor 1260)	**<37.0**	ug/kg	37.0	1	09/19/17 11:20	09/23/17 08:41	11096-82-5	
Surrogates								
Tetrachloro-m-xylene (S)	48	%.	30-150	1	09/19/17 11:20	09/23/17 08:41	877-09-8	
Decachlorobiphenyl (S)	59	%.	30-150	1	09/19/17 11:20	09/23/17 08:41	2051-24-3	
Percent Moisture	Analytical Method: ASTM D2216-92M							
Percent Moisture	**10.9**	%	0.10	1		09/14/17 00:34		

This report shall not be reproduced, except in full,
without the written consent of Pace Analytical Services, LLC.

Pace Analytical Services, LLC
575 Broad Hollow Road
Melville, NY 11747
(631)694-3040

ANALYTICAL RESULTS

Project: Kodak Hawkeye Facility
Pace Project No.: 7029423

Sample: SB-30 **Lab ID: 7029423003** Collected: 09/06/17 14:30 Received: 09/09/17 10:30 Matrix: Solid

Results reported on a "dry weight" basis and are adjusted for percent moisture, sample size and any dilutions.

Parameters	Results	Units	Report Limit	DF	Prepared	Analyzed	CAS No.	Qual
6010 MET ICP	Analytical Method: EPA 6010C Preparation Method: EPA 3050B							
Aluminum	**3500**	mg/kg	10.7	1	09/15/17 10:27	09/17/17 14:43	7429-90-5	D6,M1
Antimony	**<3.2**	mg/kg	3.2	1	09/15/17 10:27	09/17/17 14:43	7440-36-0	M1
Arsenic	**8.1**	mg/kg	0.53	1	09/15/17 10:27	09/17/17 14:43	7440-38-2	
Barium	**44.9**	mg/kg	10.7	1	09/15/17 10:27	09/17/17 14:43	7440-39-3	M1
Beryllium	**0.20J**	mg/kg	0.27	1	09/15/17 10:27	09/17/17 14:43	7440-41-7	
Cadmium	**0.37**	mg/kg	0.13	1	09/15/17 10:27	09/17/17 14:43	7440-43-9	
Calcium	**156000**	mg/kg	535	10	09/15/17 10:27	09/18/17 14:11	7440-70-2	D6,M6
Chromium	**2.2**	mg/kg	0.53	1	09/15/17 10:27	09/17/17 14:43	7440-47-3	D6
Cobalt	**4.5**	mg/kg	2.7	1	09/15/17 10:27	09/17/17 14:43	7440-48-4	D6
Copper	**12.5**	mg/kg	1.3	1	09/15/17 10:27	09/17/17 14:43	7440-50-8	
Iron	**11600**	mg/kg	5.3	1	09/15/17 10:27	09/17/17 14:43	7439-89-6	D6,M1
Lead	**9.6**	mg/kg	0.27	1	09/15/17 10:27	09/17/17 14:43	7439-92-1	
Magnesium	**7630**	mg/kg	53.5	1	09/15/17 10:27	09/17/17 14:43	7439-95-4	D6,M1
Manganese	**862**	mg/kg	0.80	1	09/15/17 10:27	09/17/17 14:43	7439-96-5	D6,M1
Nickel	**9.1**	mg/kg	2.1	1	09/15/17 10:27	09/17/17 14:43	7440-02-0	D6
Potassium	**1230**	mg/kg	267	1	09/15/17 10:27	09/17/17 14:43	7440-09-7	
Selenium	**<0.53**	mg/kg	0.53	1	09/15/17 10:27	09/17/17 14:43	7782-49-2	
Silver	**<0.53**	mg/kg	0.53	1	09/15/17 10:27	09/17/17 14:43	7440-22-4	
Sodium	**1290**	mg/kg	267	1	09/15/17 10:27	09/17/17 14:43	7440-23-5	D6,M1
Thallium	**0.49J**	mg/kg	0.53	1	09/15/17 10:27	09/17/17 14:43	7440-28-0	
Vanadium	**6.7**	mg/kg	2.7	1	09/15/17 10:27	09/17/17 14:43	7440-62-2	D6
Zinc	**37.1**	mg/kg	1.1	1	09/15/17 10:27	09/17/17 14:43	7440-66-6	D6
7471 Mercury	Analytical Method: EPA 7471B Preparation Method: EPA 7471B							
Mercury	**0.057**	mg/kg	0.042	1	09/15/17 10:45	09/15/17 16:14	7439-97-6	B
Percent Moisture	Analytical Method: ASTM D2216-92M							
Percent Moisture	**11.0**	%	0.10	1		09/14/17 00:34		D6

This report shall not be reproduced, except in full,
without the written consent of Pace Analytical Services, LLC.

Pace Analytical Services, LLC
575 Broad Hollow Road
Melville, NY 11747
(631)694-3040

ANALYTICAL RESULTS

Project: Kodak Hawkeye Facility
Pace Project No.: 7029423

Sample: BLIND DUP-6 **Lab ID: 7029423004** Collected: 09/06/17 00:00 Received: 09/09/17 10:30 Matrix: Solid

Results reported on a "dry weight" basis and are adjusted for percent moisture, sample size and any dilutions.

Parameters	Results	Units	Report Limit	DF	Prepared	Analyzed	CAS No.	Qual
8082 GCS PCB	Analytical Method: EPA 8082A Preparation Method: EPA 3545A							
PCB-1016 (Aroclor 1016)	**<39.7**	ug/kg	39.7	1	09/19/17 11:20	09/23/17 08:53	12674-11-2	
PCB-1221 (Aroclor 1221)	**<80.6**	ug/kg	80.6	1	09/19/17 11:20	09/23/17 08:53	11104-28-2	
PCB-1232 (Aroclor 1232)	**<39.7**	ug/kg	39.7	1	09/19/17 11:20	09/23/17 08:53	11141-16-5	
PCB-1242 (Aroclor 1242)	**<39.7**	ug/kg	39.7	1	09/19/17 11:20	09/23/17 08:53	53469-21-9	
PCB-1248 (Aroclor 1248)	**<39.7**	ug/kg	39.7	1	09/19/17 11:20	09/23/17 08:53	12672-29-6	
PCB-1254 (Aroclor 1254)	**<39.7**	ug/kg	39.7	1	09/19/17 11:20	09/23/17 08:53	11097-69-1	
PCB-1260 (Aroclor 1260)	**<39.7**	ug/kg	39.7	1	09/19/17 11:20	09/23/17 08:53	11096-82-5	
Surrogates								
Tetrachloro-m-xylene (S)	47	%.	30-150	1	09/19/17 11:20	09/23/17 08:53	877-09-8	
Decachlorobiphenyl (S)	61	%.	30-150	1	09/19/17 11:20	09/23/17 08:53	2051-24-3	
8260C MSV 5035A-L Low Level	Analytical Method: EPA 8260C Preparation Method: EPA 5035A-L							
1,1,1-Trichloroethane	**<2.3**	ug/kg	2.3	1	09/17/17 10:30	09/17/17 20:43	71-55-6	
1,1,2,2-Tetrachloroethane	**<2.3**	ug/kg	2.3	1	09/17/17 10:30	09/17/17 20:43	79-34-5	
1,1,2-Trichloroethane	**<2.3**	ug/kg	2.3	1	09/17/17 10:30	09/17/17 20:43	79-00-5	
1,1,2-Trichlorotrifluoroethane	**<2.3**	ug/kg	2.3	1	09/17/17 10:30	09/17/17 20:43	76-13-1	
1,1-Dichloroethane	**<2.3**	ug/kg	2.3	1	09/17/17 10:30	09/17/17 20:43	75-34-3	
1,1-Dichloroethene	**<2.3**	ug/kg	2.3	1	09/17/17 10:30	09/17/17 20:43	75-35-4	
1,2,4-Trichlorobenzene	**<2.3**	ug/kg	2.3	1	09/17/17 10:30	09/17/17 20:43	120-82-1	
1,2-Dibromo-3-chloropropane	**<2.3**	ug/kg	2.3	1	09/17/17 10:30	09/17/17 20:43	96-12-8	
1,2-Dibromoethane (EDB)	**<2.3**	ug/kg	2.3	1	09/17/17 10:30	09/17/17 20:43	106-93-4	
1,2-Dichlorobenzene	**<2.3**	ug/kg	2.3	1	09/17/17 10:30	09/17/17 20:43	95-50-1	
1,2-Dichloroethane	**<2.3**	ug/kg	2.3	1	09/17/17 10:30	09/17/17 20:43	107-06-2	
1,2-Dichloropropane	**<2.3**	ug/kg	2.3	1	09/17/17 10:30	09/17/17 20:43	78-87-5	
1,3-Dichlorobenzene	**<2.3**	ug/kg	2.3	1	09/17/17 10:30	09/17/17 20:43	541-73-1	
1,4-Dichlorobenzene	**<2.3**	ug/kg	2.3	1	09/17/17 10:30	09/17/17 20:43	106-46-7	
2-Butanone (MEK)	**<2.3**	ug/kg	2.3	1	09/17/17 10:30	09/17/17 20:43	78-93-3	
2-Hexanone	**<2.3**	ug/kg	2.3	1	09/17/17 10:30	09/17/17 20:43	591-78-6	
4-Methyl-2-pentanone (MIBK)	**<2.3**	ug/kg	2.3	1	09/17/17 10:30	09/17/17 20:43	108-10-1	
Acetone	**<2.3**	ug/kg	2.3	1	09/17/17 10:30	09/17/17 20:43	67-64-1	
Benzene	**<2.3**	ug/kg	2.3	1	09/17/17 10:30	09/17/17 20:43	71-43-2	
Bromodichloromethane	**<2.3**	ug/kg	2.3	1	09/17/17 10:30	09/17/17 20:43	75-27-4	
Bromoform	**<2.3**	ug/kg	2.3	1	09/17/17 10:30	09/17/17 20:43	75-25-2	
Bromomethane	**<2.3**	ug/kg	2.3	1	09/17/17 10:30	09/17/17 20:43	74-83-9	
Carbon disulfide	**<2.3**	ug/kg	2.3	1	09/17/17 10:30	09/17/17 20:43	75-15-0	
Carbon tetrachloride	**<2.3**	ug/kg	2.3	1	09/17/17 10:30	09/17/17 20:43	56-23-5	
Chlorobenzene	**<2.3**	ug/kg	2.3	1	09/17/17 10:30	09/17/17 20:43	108-90-7	
Chloroethane	**<2.3**	ug/kg	2.3	1	09/17/17 10:30	09/17/17 20:43	75-00-3	
Chloroform	**<2.3**	ug/kg	2.3	1	09/17/17 10:30	09/17/17 20:43	67-66-3	
Chloromethane	**<2.3**	ug/kg	2.3	1	09/17/17 10:30	09/17/17 20:43	74-87-3	
Cyclohexane	**<2.3**	ug/kg	2.3	1	09/17/17 10:30	09/17/17 20:43	110-82-7	
Dibromochloromethane	**<2.3**	ug/kg	2.3	1	09/17/17 10:30	09/17/17 20:43	124-48-1	
Dichlorodifluoromethane	**<2.3**	ug/kg	2.3	1	09/17/17 10:30	09/17/17 20:43	75-71-8	
Ethylbenzene	**<2.3**	ug/kg	2.3	1	09/17/17 10:30	09/17/17 20:43	100-41-4	
Isopropylbenzene (Cumene)	**<2.3**	ug/kg	2.3	1	09/17/17 10:30	09/17/17 20:43	98-82-8	
Methyl acetate	**<2.3**	ug/kg	2.3	1	09/17/17 10:30	09/17/17 20:43	79-20-9	

This report shall not be reproduced, except in full,
without the written consent of Pace Analytical Services, LLC.

Pace Analytical Services, LLC
575 Broad Hollow Road
Melville, NY 11747
(631)694-3040

ANALYTICAL RESULTS

Project: Kodak Hawkeye Facility
Pace Project No.: 7029423

Sample: BLIND DUP-6 **Lab ID: 7029423004** Collected: 09/06/17 00:00 Received: 09/09/17 10:30 Matrix: Solid

Results reported on a "dry weight" basis and are adjusted for percent moisture, sample size and any dilutions.

Parameters	Results	Units	Report Limit	DF	Prepared	Analyzed	CAS No.	Qual
8260C MSV 5035A-L Low Level	Analytical Method: EPA 8260C Preparation Method: EPA 5035A-L							
Methyl-tert-butyl ether	**<2.3**	ug/kg	2.3	1	09/17/17 10:30	09/17/17 20:43	1634-04-4	
Methylcyclohexane	**<2.3**	ug/kg	2.3	1	09/17/17 10:30	09/17/17 20:43	108-87-2	
Methylene Chloride	**<2.3**	ug/kg	2.3	1	09/17/17 10:30	09/17/17 20:43	75-09-2	
Styrene	**<2.3**	ug/kg	2.3	1	09/17/17 10:30	09/17/17 20:43	100-42-5	
Tetrachloroethene	**<2.3**	ug/kg	2.3	1	09/17/17 10:30	09/17/17 20:43	127-18-4	
Toluene	**<2.3**	ug/kg	2.3	1	09/17/17 10:30	09/17/17 20:43	108-88-3	
Trichloroethene	**<2.3**	ug/kg	2.3	1	09/17/17 10:30	09/17/17 20:43	79-01-6	
Trichlorofluoromethane	**<2.3**	ug/kg	2.3	1	09/17/17 10:30	09/17/17 20:43	75-69-4	
Vinyl chloride	**<2.3**	ug/kg	2.3	1	09/17/17 10:30	09/17/17 20:43	75-01-4	
Xylene (Total)	**<4.5**	ug/kg	4.5	1	09/17/17 10:30	09/17/17 20:43	1330-20-7	
cis-1,2-Dichloroethene	**<2.3**	ug/kg	2.3	1	09/17/17 10:30	09/17/17 20:43	156-59-2	
cis-1,3-Dichloropropene	**<2.3**	ug/kg	2.3	1	09/17/17 10:30	09/17/17 20:43	10061-01-5	
trans-1,2-Dichloroethene	**<2.3**	ug/kg	2.3	1	09/17/17 10:30	09/17/17 20:43	156-60-5	
trans-1,3-Dichloropropene	**<2.3**	ug/kg	2.3	1	09/17/17 10:30	09/17/17 20:43	10061-02-6	
Surrogates								
Toluene-d8 (S)	96	%.	43-157	1	09/17/17 10:30	09/17/17 20:43	2037-26-5	
4-Bromofluorobenzene (S)	90	%.	34-145	1	09/17/17 10:30	09/17/17 20:43	460-00-4	
1,2-Dichloroethane-d4 (S)	86	%.	33-150	1	09/17/17 10:30	09/17/17 20:43	17060-07-0	
Percent Moisture	Analytical Method: ASTM D2216-92M							
Percent Moisture	**16.8**	%	0.10	1		09/14/17 00:35		

This report shall not be reproduced, except in full,
without the written consent of Pace Analytical Services, LLC.

Pace Analytical Services, LLC
575 Broad Hollow Road
Melville, NY 11747
(631)694-3040

ANALYTICAL RESULTS

Project: Kodak Hawkeye Facility
Pace Project No.: 7029423

Sample: BLIND DUP-7 **Lab ID: 7029423005** Collected: 09/06/17 00:00 Received: 09/09/17 10:30 Matrix: Solid

Results reported on a "dry weight" basis and are adjusted for percent moisture, sample size and any dilutions.

Parameters	Results	Units	Report Limit	DF	Prepared	Analyzed	CAS No.	Qual
6010 MET ICP	Analytical Method: EPA 6010C Preparation Method: EPA 3050B							
Aluminum	**6120**	mg/kg	12.5	1	09/15/17 10:27	09/17/17 15:10	7429-90-5	
Antimony	**<3.7**	mg/kg	3.7	1	09/15/17 10:27	09/17/17 15:10	7440-36-0	
Arsenic	**8.1**	mg/kg	0.62	1	09/15/17 10:27	09/17/17 15:10	7440-38-2	
Barium	**37.0**	mg/kg	12.5	1	09/15/17 10:27	09/17/17 15:10	7440-39-3	
Beryllium	**0.26J**	mg/kg	0.31	1	09/15/17 10:27	09/17/17 15:10	7440-41-7	
Cadmium	**0.36**	mg/kg	0.16	1	09/15/17 10:27	09/17/17 15:10	7440-43-9	
Calcium	**14400**	mg/kg	62.4	1	09/15/17 10:27	09/17/17 15:10	7440-70-2	
Chromium	**4.5**	mg/kg	0.62	1	09/15/17 10:27	09/17/17 15:10	7440-47-3	
Cobalt	**7.6**	mg/kg	3.1	1	09/15/17 10:27	09/17/17 15:10	7440-48-4	
Copper	**15.9**	mg/kg	1.6	1	09/15/17 10:27	09/17/17 15:10	7440-50-8	
Iron	**16100**	mg/kg	6.2	1	09/15/17 10:27	09/17/17 15:10	7439-89-6	
Lead	**12.7**	mg/kg	0.31	1	09/15/17 10:27	09/17/17 15:10	7439-92-1	
Magnesium	**6250**	mg/kg	62.4	1	09/15/17 10:27	09/17/17 15:10	7439-95-4	
Manganese	**630**	mg/kg	0.94	1	09/15/17 10:27	09/17/17 15:10	7439-96-5	
Nickel	**16.5**	mg/kg	2.5	1	09/15/17 10:27	09/17/17 15:10	7440-02-0	
Potassium	**986**	mg/kg	312	1	09/15/17 10:27	09/17/17 15:10	7440-09-7	
Selenium	**<6.2**	mg/kg	6.2	10	09/15/17 10:27	09/18/17 14:47	7782-49-2	
Silver	**<0.62**	mg/kg	0.62	1	09/15/17 10:27	09/17/17 15:10	7440-22-4	
Sodium	**<312**	mg/kg	312	1	09/15/17 10:27	09/17/17 15:10	7440-23-5	
Thallium	**0.31J**	mg/kg	0.62	1	09/15/17 10:27	09/17/17 15:10	7440-28-0	
Vanadium	**11.6**	mg/kg	3.1	1	09/15/17 10:27	09/17/17 15:10	7440-62-2	
Zinc	**45.9**	mg/kg	1.2	1	09/15/17 10:27	09/17/17 15:10	7440-66-6	
7471 Mercury	Analytical Method: EPA 7471B Preparation Method: EPA 7471B							
Mercury	**0.060**	mg/kg	0.047	1	09/15/17 10:45	09/15/17 16:21	7439-97-6	B
Percent Moisture	Analytical Method: ASTM D2216-92M							
Percent Moisture	**21.2**	%	0.10	1		09/14/17 00:35		

This report shall not be reproduced, except in full,
without the written consent of Pace Analytical Services, LLC.

Pace Analytical Services, LLC
575 Broad Hollow Road
Melville, NY 11747
(631)694-3040

QUALITY CONTROL DATA

Project: Kodak Hawkeye Facility
Pace Project No.: 7029423

QC Batch: 39192 | Analysis Method: EPA 7471B
QC Batch Method: EPA 7471B | Analysis Description: 7471 Mercury
Associated Lab Samples: 7029423003, 7029423005

METHOD BLANK: 182383 | Matrix: Solid
Associated Lab Samples: 7029423003, 7029423005

Parameter	Units	Blank Result	Reporting Limit	Analyzed	Qualifiers
Mercury	mg/kg	0.023J	0.033	09/15/17 16:00	

LABORATORY CONTROL SAMPLE: 182384

Parameter	Units	Spike Conc.	LCS Result	LCS % Rec	% Rec Limits	Qualifiers
Mercury	mg/kg	.17	0.19	112	80-120	

MATRIX SPIKE SAMPLE: 182385

Parameter	Units	7029423003 Result	Spike Conc.	MS Result	MS % Rec	% Rec Limits	Qualifiers
Mercury	mg/kg	0.057	.22	0.31	115	80-120	

MATRIX SPIKE SAMPLE: 182387

Parameter	Units	7029600008 Result	Spike Conc.	MS Result	MS % Rec	% Rec Limits	Qualifiers
Mercury	mg/kg	<0.047	.21	0.25	103	80-120	

SAMPLE DUPLICATE: 182386

Parameter	Units	7029423003 Result	Dup Result	RPD	Qualifiers
Mercury	mg/kg	0.057	0.034J		

SAMPLE DUPLICATE: 182388

Parameter	Units	7029600008 Result	Dup Result	RPD	Qualifiers
Mercury	mg/kg	<0.047	0.016J		

Results presented on this page are in the units indicated by the "Units" column except where an alternate unit is presented to the right of the result.

This report shall not be reproduced, except in full,
without the written consent of Pace Analytical Services, LLC.

Pace Analytical Services, LLC
575 Broad Hollow Road
Melville, NY 11747
(631)694-3040

QUALITY CONTROL DATA

Project: Kodak Hawkeye Facility
Pace Project No.: 7029423

QC Batch: 39186
Analysis Method: EPA 6010C
QC Batch Method: EPA 3050B
Analysis Description: 6010 MET
Associated Lab Samples: 7029423003, 7029423005

METHOD BLANK: 182375
Matrix: Solid
Associated Lab Samples: 7029423003, 7029423005

Parameter	Units	Blank Result	Reporting Limit	Analyzed	Qualifiers
Aluminum	mg/kg	<10.0	10.0	09/17/17 14:27	
Antimony	mg/kg	<3.0	3.0	09/17/17 14:27	
Arsenic	mg/kg	<0.50	0.50	09/17/17 14:27	
Barium	mg/kg	<10.0	10.0	09/17/17 14:27	
Beryllium	mg/kg	<0.25	0.25	09/17/17 14:27	
Cadmium	mg/kg	<0.12	0.12	09/17/17 14:27	
Calcium	mg/kg	<50.0	50.0	09/17/17 14:27	
Chromium	mg/kg	<0.50	0.50	09/17/17 14:27	
Cobalt	mg/kg	<2.5	2.5	09/17/17 14:27	
Copper	mg/kg	<1.2	1.2	09/17/17 14:27	
Iron	mg/kg	<5.0	5.0	09/17/17 14:27	
Lead	mg/kg	<0.25	0.25	09/17/17 14:27	
Magnesium	mg/kg	<50.0	50.0	09/17/17 14:27	
Manganese	mg/kg	<0.75	0.75	09/17/17 14:27	
Nickel	mg/kg	<2.0	2.0	09/17/17 14:27	
Potassium	mg/kg	<250	250	09/17/17 14:27	
Selenium	mg/kg	<0.50	0.50	09/17/17 14:27	
Silver	mg/kg	<0.50	0.50	09/17/17 14:27	
Sodium	mg/kg	<250	250	09/17/17 14:27	
Thallium	mg/kg	<0.50	0.50	09/17/17 14:27	
Vanadium	mg/kg	<2.5	2.5	09/17/17 14:27	
Zinc	mg/kg	<1.0	1.0	09/17/17 14:27	

LABORATORY CONTROL SAMPLE: 182376

Parameter	Units	Spike Conc.	LCS Result	LCS % Rec	% Rec Limits	Qualifiers
Aluminum	mg/kg	8830	6240	71	55-146	
Antimony	mg/kg	118	99.0	84	1-204	
Arsenic	mg/kg	29.8	29.4	99	80-120	
Barium	mg/kg	199	202	101	80-120	
Beryllium	mg/kg	92.6	103	111	80-120	
Cadmium	mg/kg	72	79.3	110	80-120	
Calcium	mg/kg	6350	6390	101	80-120	
Chromium	mg/kg	103	102	99	80-120	
Cobalt	mg/kg	51.8	57.0	110	80-120	
Copper	mg/kg	154	155	101	80-120	
Iron	mg/kg	15300	12000	79	47-153	
Lead	mg/kg	140	142	102	80-120	
Magnesium	mg/kg	2780	2450	88	80-120	
Manganese	mg/kg	272	272	100	80-120	

Results presented on this page are in the units indicated by the "Units" column except where an alternate unit is presented to the right of the result.

This report shall not be reproduced, except in full,
without the written consent of Pace Analytical Services, LLC.

Pace Analytical Services, LLC
575 Broad Hollow Road
Melville, NY 11747
(631)694-3040

QUALITY CONTROL DATA

Project: Kodak Hawkeye Facility
Pace Project No.: 7029423

LABORATORY CONTROL SAMPLE: 182376

Parameter	Units	Spike Conc.	LCS Result	LCS % Rec	% Rec Limits	Qualifiers
Nickel	mg/kg	130	146	112	80-120	
Potassium	mg/kg	2440	2250	92	71-129	
Selenium	mg/kg	61	59.5	98	80-120	
Silver	mg/kg	36.7	35.9	98	80-120	
Sodium	mg/kg	825	995	121	72-128	
Thallium	mg/kg	102	111	109	80-120	
Vanadium	mg/kg	81.9	75.8	93	80-120	
Zinc	mg/kg	225	227	101	80-120	

MATRIX SPIKE SAMPLE: 182378

Parameter	Units	7029423003 Result	Spike Conc.	MS Result	MS % Rec	% Rec Limits	Qualifiers
Aluminum	mg/kg	3500	300	7780	1430	75-125	M1
Antimony	mg/kg	<3.2	45	27.2	60	75-125	M1
Arsenic	mg/kg	8.1	30	36.7	95	75-125	
Barium	mg/kg	44.9	30	66.0	70	75-125	M1
Beryllium	mg/kg	0.20J	3	3.0	94	75-125	
Cadmium	mg/kg	0.37	3	3.1	90	75-125	
Calcium	mg/kg	156000	1490	79600	-5110	75-125	M6
Chromium	mg/kg	2.2	14.9	19.4	115	75-125	
Cobalt	mg/kg	4.5	30	32.5	93	75-125	
Copper	mg/kg	12.5	14.9	30.7	122	75-125	
Iron	mg/kg	11600	120	15500	3260	75-125	M1
Lead	mg/kg	9.6	30	42.4	110	75-125	
Magnesium	mg/kg	7630	1490	11100	232	75-125	M1
Manganese	mg/kg	862	14.9	529	-2220	75-125	M1
Nickel	mg/kg	9.1	14.9	25.6	110	75-125	
Potassium	mg/kg	1230	3000	4840	121	75-125	
Selenium	mg/kg	<0.53	45	39.9	89	75-125	
Silver	mg/kg	<0.53	14.9	13.9	93	75-125	
Sodium	mg/kg	1290	3000	3480	73	75-125	M1
Thallium	mg/kg	0.49J	45	38.2	84	75-125	
Vanadium	mg/kg	6.7	30	40.8	114	75-125	
Zinc	mg/kg	37.1	60	102	109	75-125	

MATRIX SPIKE SAMPLE: 182380

Parameter	Units	7029600008 Result	Spike Conc.	MS Result	MS % Rec	% Rec Limits	Qualifiers
Aluminum	mg/kg	3880	257	5390	589	75-125	M1
Antimony	mg/kg	<3.1	38.5	31.0	80	75-125	
Arsenic	mg/kg	1.9	25.7	26.2	95	75-125	
Barium	mg/kg	64.0	25.7	99.1	137	75-125	M1
Beryllium	mg/kg	<0.26	2.6	2.3	89	75-125	
Cadmium	mg/kg	0.15	2.6	2.7	100	75-125	

Results presented on this page are in the units indicated by the "Units" column except where an alternate unit is presented to the right of the result.

REPORT OF LABORATORY ANALYSIS

This report shall not be reproduced, except in full,
without the written consent of Pace Analytical Services, LLC.

Pace Analytical Services, LLC
575 Broad Hollow Road
Melville, NY 11747
(631)694-3040

QUALITY CONTROL DATA

Project: Kodak Hawkeye Facility
Pace Project No.: 7029423

MATRIX SPIKE SAMPLE: 182380

Parameter	Units	7029600008 Result	Spike Conc.	MS Result	MS % Rec	% Rec Limits	Qualifiers
Calcium	mg/kg	627	1290	2170	120	75-125	
Chromium	mg/kg	8.8	12.9	22.0	103	75-125	
Cobalt	mg/kg	3.2	25.7	28.4	98	75-125	
Copper	mg/kg	9.9	12.9	21.9	93	75-125	
Iron	mg/kg	8020	103	7620	-394	75-125	M1
Lead	mg/kg	4.2	25.7	27.9	92	75-125	
Magnesium	mg/kg	2100	1290	3530	112	75-125	
Manganese	mg/kg	100	12.9	113	101	75-125	
Nickel	mg/kg	9.0	12.9	22.6	106	75-125	
Potassium	mg/kg	1370	2570	3920	99	75-125	
Selenium	mg/kg	<0.51	38.5	36.0	93	75-125	
Silver	mg/kg	<0.51	12.9	12.7	99	75-125	
Sodium	mg/kg	<255	2570	2630	102	75-125	
Thallium	mg/kg	<0.51	38.5	37.9	99	75-125	
Vanadium	mg/kg	13.4	25.7	40.0	103	75-125	
Zinc	mg/kg	16.1	51.3	72.6	110	75-125	

SAMPLE DUPLICATE: 182377

Parameter	Units	7029423003 Result	Dup Result	RPD	Qualifiers
Aluminum	mg/kg	3500	6500	60	D6
Antimony	mg/kg	<3.2	<3.2		
Arsenic	mg/kg	8.1	7.0	15	
Barium	mg/kg	44.9	45.7	2	
Beryllium	mg/kg	0.20J	0.16J		
Cadmium	mg/kg	0.37	0.43	16	
Calcium	mg/kg	156000	82000	62	D6
Chromium	mg/kg	2.2	4.6	72	D6
Cobalt	mg/kg	4.5	6.1	30	D6
Copper	mg/kg	12.5	15.2	20	
Iron	mg/kg	11600	14900	25	D6
Lead	mg/kg	9.6	11.0	14	
Magnesium	mg/kg	7630	10700	34	D6
Manganese	mg/kg	862	538	46	D6
Nickel	mg/kg	9.1	15.0	49	D6
Potassium	mg/kg	1230	1440	16	
Selenium	mg/kg	<0.53	<5.3		
Silver	mg/kg	<0.53	<0.53		
Sodium	mg/kg	1290	722	57	D6
Thallium	mg/kg	0.49J	0.32J		
Vanadium	mg/kg	6.7	11.8	55	D6
Zinc	mg/kg	37.1	60.3	48	D6

Results presented on this page are in the units indicated by the "Units" column except where an alternate unit is presented to the right of the result.

This report shall not be reproduced, except in full,
without the written consent of Pace Analytical Services, LLC.

Pace Analytical Services, LLC
575 Broad Hollow Road
Melville, NY 11747
(631)694-3040

QUALITY CONTROL DATA

Project: Kodak Hawkeye Facility
Pace Project No.: 7029423

SAMPLE DUPLICATE: 182379

Parameter	Units	7029600008 Result	Dup Result	RPD	Qualifiers
Aluminum	mg/kg	3880	3900	0	
Antimony	mg/kg	<3.1	<3.0		
Arsenic	mg/kg	1.9	2.4	24	D6
Barium	mg/kg	64.0	60.2	6	
Beryllium	mg/kg	<0.26	<0.25		
Cadmium	mg/kg	0.15	0.14	6	
Calcium	mg/kg	627	619	1	
Chromium	mg/kg	8.8	8.8	0	
Cobalt	mg/kg	3.2	3.2	1	
Copper	mg/kg	9.9	10.1	2	
Iron	mg/kg	8020	8280	3	
Lead	mg/kg	4.2	4.6	8	
Magnesium	mg/kg	2100	2060	2	
Manganese	mg/kg	100	108	7	
Nickel	mg/kg	9.0	11.4	24	D6
Potassium	mg/kg	1370	1350	1	
Selenium	mg/kg	<0.51	<0.50		
Silver	mg/kg	<0.51	<0.50		
Sodium	mg/kg	<255	<249		
Thallium	mg/kg	<0.51	<0.50		
Vanadium	mg/kg	13.4	16.1	18	
Zinc	mg/kg	16.1	15.9	1	

Results presented on this page are in the units indicated by the "Units" column except where an alternate unit is presented to the right of the result.

This report shall not be reproduced, except in full,
without the written consent of Pace Analytical Services, LLC.

Pace Analytical Services, LLC
575 Broad Hollow Road
Melville, NY 11747
(631)694-3040

QUALITY CONTROL DATA

Project: Kodak Hawkeye Facility
Pace Project No.: 7029423

QC Batch: 39497
Analysis Method: EPA 8260C
QC Batch Method: EPA 5035A-L
Analysis Description: 8260 MSV 5035A-L Low Level
Associated Lab Samples: 7029423001, 7029423004

METHOD BLANK: 183840
Matrix: Solid
Associated Lab Samples: 7029423001, 7029423004

Parameter	Units	Blank Result	Reporting Limit	Analyzed	Qualifiers
1,1,1-Trichloroethane	ug/kg	<1.9	1.9	09/17/17 13:43	
1,1,2,2-Tetrachloroethane	ug/kg	<1.9	1.9	09/17/17 13:43	
1,1,2-Trichloroethane	ug/kg	<1.9	1.9	09/17/17 13:43	
1,1,2-Trichlorotrifluoroethane	ug/kg	<1.9	1.9	09/17/17 13:43	
1,1-Dichloroethane	ug/kg	<1.9	1.9	09/17/17 13:43	
1,1-Dichloroethene	ug/kg	<1.9	1.9	09/17/17 13:43	
1,2,4-Trichlorobenzene	ug/kg	<1.9	1.9	09/17/17 13:43	
1,2-Dibromo-3-chloropropane	ug/kg	<1.9	1.9	09/17/17 13:43	
1,2-Dibromoethane (EDB)	ug/kg	<1.9	1.9	09/17/17 13:43	
1,2-Dichlorobenzene	ug/kg	<1.9	1.9	09/17/17 13:43	
1,2-Dichloroethane	ug/kg	<1.9	1.9	09/17/17 13:43	
1,2-Dichloropropane	ug/kg	<1.9	1.9	09/17/17 13:43	
1,3-Dichlorobenzene	ug/kg	<1.9	1.9	09/17/17 13:43	
1,4-Dichlorobenzene	ug/kg	<1.9	1.9	09/17/17 13:43	
2-Butanone (MEK)	ug/kg	<1.9	1.9	09/17/17 13:43	
2-Hexanone	ug/kg	<1.9	1.9	09/17/17 13:43	
4-Methyl-2-pentanone (MIBK)	ug/kg	<1.9	1.9	09/17/17 13:43	
Acetone	ug/kg	<1.9	1.9	09/17/17 13:43	
Benzene	ug/kg	<1.9	1.9	09/17/17 13:43	
Bromodichloromethane	ug/kg	<1.9	1.9	09/17/17 13:43	
Bromoform	ug/kg	<1.9	1.9	09/17/17 13:43	
Bromomethane	ug/kg	<1.9	1.9	09/17/17 13:43	
Carbon disulfide	ug/kg	<1.9	1.9	09/17/17 13:43	
Carbon tetrachloride	ug/kg	<1.9	1.9	09/17/17 13:43	
Chlorobenzene	ug/kg	<1.9	1.9	09/17/17 13:43	
Chloroethane	ug/kg	<1.9	1.9	09/17/17 13:43	
Chloroform	ug/kg	<1.9	1.9	09/17/17 13:43	
Chloromethane	ug/kg	<1.9	1.9	09/17/17 13:43	
cis-1,2-Dichloroethene	ug/kg	<1.9	1.9	09/17/17 13:43	
cis-1,3-Dichloropropene	ug/kg	<1.9	1.9	09/17/17 13:43	
Cyclohexane	ug/kg	<1.9	1.9	09/17/17 13:43	
Dibromochloromethane	ug/kg	<1.9	1.9	09/17/17 13:43	
Dichlorodifluoromethane	ug/kg	<1.9	1.9	09/17/17 13:43	
Ethylbenzene	ug/kg	<1.9	1.9	09/17/17 13:43	
Isopropylbenzene (Cumene)	ug/kg	<1.9	1.9	09/17/17 13:43	
Methyl acetate	ug/kg	<1.9	1.9	09/17/17 13:43	
Methyl-tert-butyl ether	ug/kg	<1.9	1.9	09/17/17 13:43	
Methylcyclohexane	ug/kg	<1.9	1.9	09/17/17 13:43	
Methylene Chloride	ug/kg	<1.9	1.9	09/17/17 13:43	
Styrene	ug/kg	<1.9	1.9	09/17/17 13:43	
Tetrachloroethene	ug/kg	<1.9	1.9	09/17/17 13:43	

Results presented on this page are in the units indicated by the "Units" column except where an alternate unit is presented to the right of the result.

This report shall not be reproduced, except in full,
without the written consent of Pace Analytical Services, LLC.

Pace Analytical Services, LLC
575 Broad Hollow Road
Melville, NY 11747
(631)694-3040

QUALITY CONTROL DATA

Project: Kodak Hawkeye Facility
Pace Project No.: 7029423

METHOD BLANK: 183840 Matrix: Solid
Associated Lab Samples: 7029423001, 7029423004

Parameter	Units	Blank Result	Reporting Limit	Analyzed	Qualifiers
Toluene	ug/kg	<1.9	1.9	09/17/17 13:43	
trans-1,2-Dichloroethene	ug/kg	<1.9	1.9	09/17/17 13:43	
trans-1,3-Dichloropropene	ug/kg	<1.9	1.9	09/17/17 13:43	
Trichloroethene	ug/kg	<1.9	1.9	09/17/17 13:43	
Trichlorofluoromethane	ug/kg	<1.9	1.9	09/17/17 13:43	
Vinyl chloride	ug/kg	<1.9	1.9	09/17/17 13:43	
Xylene (Total)	ug/kg	<3.9	3.9	09/17/17 13:43	
1,2-Dichloroethane-d4 (S)	%.	89	33-150	09/17/17 13:43	
4-Bromofluorobenzene (S)	%.	97	34-145	09/17/17 13:43	
Toluene-d8 (S)	%.	98	43-157	09/17/17 13:43	

LABORATORY CONTROL SAMPLE: 183841

Parameter	Units	Spike Conc.	LCS Result	LCS % Rec	% Rec Limits	Qualifiers
1,1,1-Trichloroethane	ug/kg	50.8	51.2	101	59-134	
1,1,2,2-Tetrachloroethane	ug/kg	50.8	41.3	81	69-132	
1,1,2-Trichloroethane	ug/kg	50.8	46.0	91	73-135	
1,1,2-Trichlorotrifluoroethane	ug/kg	50.8	52.3	103	45-156	
1,1-Dichloroethane	ug/kg	50.8	49.0	96	53-160	IH
1,1-Dichloroethene	ug/kg	50.8	49.6	98	47-152	
1,2,4-Trichlorobenzene	ug/kg	50.8	48.6	96	52-140	
1,2-Dibromo-3-chloropropane	ug/kg	50.8	38.8	76	57-140	
1,2-Dibromoethane (EDB)	ug/kg	50.8	45.0	89	76-138	
1,2-Dichlorobenzene	ug/kg	50.8	50.5	99	67-125	
1,2-Dichloroethane	ug/kg	50.8	45.0	89	65-143	
1,2-Dichloropropane	ug/kg	50.8	49.6	98	72-131	
1,3-Dichlorobenzene	ug/kg	50.8	51.7	102	64-124	
1,4-Dichlorobenzene	ug/kg	50.8	51.4	101	61-127	
2-Butanone (MEK)	ug/kg	50.8	32.5	64	52-164	
2-Hexanone	ug/kg	50.8	43.1	85	66-151	CH
4-Methyl-2-pentanone (MIBK)	ug/kg	50.8	40.6	80	63-154	
Acetone	ug/kg	50.8	41.3	81	23-196	CH
Benzene	ug/kg	50.8	51.2	101	65-129	
Bromodichloromethane	ug/kg	50.8	50.0	98	74-141	
Bromoform	ug/kg	50.8	46.4	91	59-136	
Bromomethane	ug/kg	50.8	44.8	88	32-182	
Carbon disulfide	ug/kg	50.8	47.8	94	26-160	
Carbon tetrachloride	ug/kg	50.8	58.5	115	57-135	
Chlorobenzene	ug/kg	50.8	53.6	106	62-136	
Chloroethane	ug/kg	50.8	46.8	92	50-159	
Chloroform	ug/kg	50.8	47.9	94	71-135	
Chloromethane	ug/kg	50.8	45.7	90	44-139	
cis-1,2-Dichloroethene	ug/kg	50.8	48.5	96	75-130	
cis-1,3-Dichloropropene	ug/kg	50.8	49.4	97	74-140	

Results presented on this page are in the units indicated by the "Units" column except where an alternate unit is presented to the right of the result.

This report shall not be reproduced, except in full,
without the written consent of Pace Analytical Services, LLC.

Pace Analytical Services, LLC
575 Broad Hollow Road
Melville, NY 11747
(631)694-3040

QUALITY CONTROL DATA

Project: Kodak Hawkeye Facility
Pace Project No.: 7029423

LABORATORY CONTROL SAMPLE: 183841

Parameter	Units	Spike Conc.	LCS Result	LCS % Rec	% Rec Limits	Qualifiers
Cyclohexane	ug/kg	50.8	44.0	87	21-139	
Dibromochloromethane	ug/kg	50.8	48.6	96	71-133	
Dichlorodifluoromethane	ug/kg	50.8	42.9	85	10-155	
Ethylbenzene	ug/kg	50.8	54.7	108	59-135	
Isopropylbenzene (Cumene)	ug/kg	50.8	52.0	102	56-129	
Methyl acetate	ug/kg	50.8	39.3	77	33-176	IH
Methyl-tert-butyl ether	ug/kg	50.8	43.1	85	25-171	
Methylcyclohexane	ug/kg	50.8	53.9	106	24-141	
Methylene Chloride	ug/kg	50.8	44.1	87	50-164	
Styrene	ug/kg	50.8	52.8	104	73-133	
Tetrachloroethene	ug/kg	50.8	57.4	113	10-176	
Toluene	ug/kg	50.8	53.2	105	66-131	
trans-1,2-Dichloroethene	ug/kg	50.8	50.7	100	53-157	
trans-1,3-Dichloropropene	ug/kg	50.8	48.1	95	66-144	
Trichloroethene	ug/kg	50.8	52.7	104	62-130	
Trichlorofluoromethane	ug/kg	50.8	47.5	93	38-166	
Vinyl chloride	ug/kg	50.8	45.7	90	45-137	
Xylene (Total)	ug/kg	152	165	109	62-135	
1,2-Dichloroethane-d4 (S)	%.			84	33-150	
4-Bromofluorobenzene (S)	%.			94	34-145	
Toluene-d8 (S)	%.			98	43-157	

MATRIX SPIKE & MATRIX SPIKE DUPLICATE: 183842 183843

Parameter	Units	7029423001 Result	MS Spike Conc.	MSD Spike Conc.	MS Result	MSD Result	MS % Rec	MSD % Rec	% Rec Limits	RPD	Qual
1,1,1-Trichloroethane	ug/kg	<2.6	73.2	62.4	61.7	52.5	84	84	59-134	16	
1,1,2,2-Tetrachloroethane	ug/kg	<2.6	73.2	62.4	50.3	43.2	69	69	69-132	15	
1,1,2-Trichloroethane	ug/kg	<2.6	73.2	62.4	55.3	48.1	76	77	73-135	14	
1,1,2-Trichlorotrifluoroethane	ug/kg	<2.6	73.2	62.4	67.1	56.4	92	90	45-156	17	
1,1-Dichloroethane	ug/kg	<2.6	73.2	62.4	61.4	50.9	84	82	53-160	19	IH
1,1-Dichloroethene	ug/kg	<2.6	73.2	62.4	62.2	50.1	85	80	47-152	22	R1
1,2,4-Trichlorobenzene	ug/kg	<2.6	73.2	62.4	49.0	42.6	67	68	52-140	14	
1,2-Dibromo-3-chloropropane	ug/kg	<2.6	73.2	62.4	49.4	42.4	67	68	57-140	15	
1,2-Dibromoethane (EDB)	ug/kg	<2.6	73.2	62.4	54.7	46.4	75	74	76-138	16	M1
1,2-Dichlorobenzene	ug/kg	<2.6	73.2	62.4	59.3	51.3	81	82	67-125	14	
1,2-Dichloroethane	ug/kg	<2.6	73.2	62.4	59.2	48.7	81	78	65-143	20	
1,2-Dichloropropane	ug/kg	<2.6	73.2	62.4	60.4	52.4	82	84	72-131	14	
1,3-Dichlorobenzene	ug/kg	<2.6	73.2	62.4	60.3	51.9	82	83	64-124	15	
1,4-Dichlorobenzene	ug/kg	<2.6	73.2	62.4	60.9	52.4	83	84	61-127	15	
2-Butanone (MEK)	ug/kg	<2.6	73.2	62.4	49.7	40.8	68	65	52-164	20	
2-Hexanone	ug/kg	<2.6	73.2	62.4	56.7	44.4	77	71	66-151	24	CH,R1
4-Methyl-2-pentanone (MIBK)	ug/kg	<2.6	73.2	62.4	49.5	44.6	68	72	63-154	10	
Acetone	ug/kg	<2.6	73.2	62.4	81.3	61.8	111	99	23-196	27	CH,R1
Benzene	ug/kg	<2.6	73.2	62.4	63.7	53.9	87	86	65-129	17	

Results presented on this page are in the units indicated by the "Units" column except where an alternate unit is presented to the right of the result.

REPORT OF LABORATORY ANALYSIS

This report shall not be reproduced, except in full,
without the written consent of Pace Analytical Services, LLC.

Pace Analytical Services, LLC
575 Broad Hollow Road
Melville, NY 11747
(631)694-3040

QUALITY CONTROL DATA

Project: Kodak Hawkeye Facility
Pace Project No.: 7029423

MATRIX SPIKE & MATRIX SPIKE DUPLICATE: 183842 183843

Parameter	Units	7029423001 Result	MS Spike Conc.	MSD Spike Conc.	MS Result	MSD Result	MS % Rec	MSD % Rec	% Rec Limits	RPD	Qual
Bromodichloromethane	ug/kg	<2.6	73.2	62.4	59.3	50.0	81	80	74-141	17	
Bromoform	ug/kg	<2.6	73.2	62.4	53.9	46.7	74	75	59-136	14	
Bromomethane	ug/kg	<2.6	73.2	62.4	55.2	48.8	75	78	32-182	12	
Carbon disulfide	ug/kg	<2.6	73.2	62.4	61.0	50.8	83	81	26-160	18	
Carbon tetrachloride	ug/kg	<2.6	73.2	62.4	68.6	59.5	94	95	57-135	14	
Chlorobenzene	ug/kg	<2.6	73.2	62.4	63.5	54.4	87	87	62-136	15	
Chloroethane	ug/kg	<2.6	73.2	62.4	59.2	52.6	81	84	50-159	12	
Chloroform	ug/kg	<2.6	73.2	62.4	59.6	50.7	81	81	71-135	16	
Chloromethane	ug/kg	<2.6	73.2	62.4	56.1	48.2	77	77	44-139	15	
cis-1,2-Dichloroethene	ug/kg	<2.6	73.2	62.4	61.7	51.7	84	83	75-130	18	
cis-1,3-Dichloropropene	ug/kg	<2.6	73.2	62.4	59.2	50.7	81	81	74-140	16	
Cyclohexane	ug/kg	<2.6	73.2	62.4	56.8	47.4	78	76	21-139	18	
Dibromochloromethane	ug/kg	<2.6	73.2	62.4	59.6	51.5	81	82	71-133	15	
Dichlorodifluoromethane	ug/kg	<2.6	73.2	62.4	55.3	45.6	75	73	10-155	19	
Ethylbenzene	ug/kg	<2.6	73.2	62.4	66.7	55.9	91	90	59-135	18	
Isopropylbenzene (Cumene)	ug/kg	<2.6	73.2	62.4	66.0	57.9	90	93	56-129	13	
Methyl acetate	ug/kg	<2.6	73.2	62.4	57.3	45.2	78	72	33-176	24	IH,R1
Methyl-tert-butyl ether	ug/kg	<2.6	73.2	62.4	54.8	46.8	75	75	25-171	16	
Methylcyclohexane	ug/kg	<2.6	73.2	62.4	66.1	55.9	90	90	24-141	17	
Methylene Chloride	ug/kg	<2.6	73.2	62.4	57.4	48.8	78	78	50-164	16	
Styrene	ug/kg	<2.6	73.2	62.4	62.2	52.9	85	85	73-133	16	
Tetrachloroethene	ug/kg	<2.6	73.2	62.4	111	98.5	152	158	10-176	12	
Toluene	ug/kg	<2.6	73.2	62.4	64.1	54.6	88	88	66-131	16	
trans-1,2-Dichloroethene	ug/kg	<2.6	73.2	62.4	64.4	52.9	88	85	53-157	20	
trans-1,3-Dichloropropene	ug/kg	<2.6	73.2	62.4	56.1	48.9	77	78	66-144	14	
Trichloroethene	ug/kg	12.1	73.2	62.4	66.6	57.5	74	73	62-130	15	
Trichlorofluoromethane	ug/kg	<2.6	73.2	62.4	62.0	51.7	85	83	38-166	18	
Vinyl chloride	ug/kg	<2.6	73.2	62.4	59.4	49.4	81	79	45-137	18	
Xylene (Total)	ug/kg	<5.2	219	188	196	167	89	89	62-135	16	
1,2-Dichloroethane-d4 (S)	%.						82	84	33-150		
4-Bromofluorobenzene (S)	%.						95	94	34-145		
Toluene-d8 (S)	%.						99	101	43-157		

Results presented on this page are in the units indicated by the "Units" column except where an alternate unit is presented to the right of the result.

This report shall not be reproduced, except in full,
without the written consent of Pace Analytical Services, LLC.

Pace Analytical Services, LLC
575 Broad Hollow Road
Melville, NY 11747
(631)694-3040

QUALITY CONTROL DATA

Project: Kodak Hawkeye Facility
Pace Project No.: 7029423

QC Batch: 39879 | Analysis Method: EPA 8082A
QC Batch Method: EPA 3545A | Analysis Description: 8082 GCS PCB
Associated Lab Samples: 7029423001, 7029423002, 7029423004

METHOD BLANK: 185770 | Matrix: Solid
Associated Lab Samples: 7029423001, 7029423002, 7029423004

Parameter	Units	Blank Result	Reporting Limit	Analyzed	Qualifiers
PCB-1016 (Aroclor 1016)	ug/kg	<33.0	33.0	09/23/17 05:28	
PCB-1221 (Aroclor 1221)	ug/kg	<67.0	67.0	09/23/17 05:28	
PCB-1232 (Aroclor 1232)	ug/kg	<33.0	33.0	09/23/17 05:28	
PCB-1242 (Aroclor 1242)	ug/kg	<33.0	33.0	09/23/17 05:28	
PCB-1248 (Aroclor 1248)	ug/kg	<33.0	33.0	09/23/17 05:28	
PCB-1254 (Aroclor 1254)	ug/kg	<33.0	33.0	09/23/17 05:28	
PCB-1260 (Aroclor 1260)	ug/kg	<33.0	33.0	09/23/17 05:28	
Decachlorobiphenyl (S)	%.	80	30-150	09/23/17 05:28	
Tetrachloro-m-xylene (S)	%.	64	30-150	09/23/17 05:28	

LABORATORY CONTROL SAMPLE: 185771

Parameter	Units	Spike Conc.	LCS Result	LCS % Rec	% Rec Limits	Qualifiers
PCB-1016 (Aroclor 1016)	ug/kg	167	108	65	50-136	
PCB-1260 (Aroclor 1260)	ug/kg	167	131	79	45-154	
Decachlorobiphenyl (S)	%.			75	30-150	
Tetrachloro-m-xylene (S)	%.			59	30-150	

MATRIX SPIKE & MATRIX SPIKE DUPLICATE: 185772 185773

Parameter	Units	7029423001 Result	MS Spike Conc.	MSD Spike Conc.	MS Result	MSD Result	MS % Rec	MSD % Rec	% Rec Limits	RPD	Qual
PCB-1016 (Aroclor 1016)	ug/kg	<41.6	210	210	139	120	66	57	28-173	15	
PCB-1221 (Aroclor 1221)	ug/kg	<84.4			<84.4	<84.4					
PCB-1232 (Aroclor 1232)	ug/kg	<41.6			<41.6	<41.6					
PCB-1242 (Aroclor 1242)	ug/kg	64.7			140	122				13	
PCB-1248 (Aroclor 1248)	ug/kg	<41.6			<41.6	<41.6					
PCB-1254 (Aroclor 1254)	ug/kg	<41.6			<41.6	<41.6					
PCB-1260 (Aroclor 1260)	ug/kg	<41.6	210	210	103	102	49	48	43-138	1	
Decachlorobiphenyl (S)	%.						55	47	30-150		
Tetrachloro-m-xylene (S)	%.						36	38	30-150		

Results presented on this page are in the units indicated by the "Units" column except where an alternate unit is presented to the right of the result.

This report shall not be reproduced, except in full,
without the written consent of Pace Analytical Services, LLC.

Pace Analytical Services, LLC
575 Broad Hollow Road
Melville, NY 11747
(631)694-3040

QUALITY CONTROL DATA

Project: Kodak Hawkeye Facility
Pace Project No.: 7029423

QC Batch: 38775 | Analysis Method: ASTM D2216-92M
QC Batch Method: ASTM D2216-92M | Analysis Description: Dry Weight/Percent Moisture
Associated Lab Samples: 7029423001, 7029423002, 7029423003, 7029423004, 7029423005

SAMPLE DUPLICATE: 180158

Parameter	Units	7029423001 Result	Dup Result	RPD	Qualifiers
Percent Moisture	%	20.6	18.8	9	

SAMPLE DUPLICATE: 180159

Parameter	Units	7029423003 Result	Dup Result	RPD	Qualifiers
Percent Moisture	%	11.0	16.2	38	D6

Results presented on this page are in the units indicated by the "Units" column except where an alternate unit is presented to the right of the result.

This report shall not be reproduced, except in full,
without the written consent of Pace Analytical Services, LLC.

Pace Analytical Services, LLC
575 Broad Hollow Road
Melville, NY 11747
(631)694-3040

QUALIFIERS

Project: Kodak Hawkeye Facility
Pace Project No.: 7029423

DEFINITIONS

DF - Dilution Factor, if reported, represents the factor applied to the reported data due to dilution of the sample aliquot.

ND - Not Detected at or above adjusted reporting limit.

TNTC - Too Numerous To Count

J - Estimated concentration above the adjusted method detection limit and below the adjusted reporting limit.

MDL - Adjusted Method Detection Limit.

PQL - Practical Quantitation Limit.

RL - Reporting Limit.

S - Surrogate

1,2-Diphenylhydrazine decomposes to and cannot be separated from Azobenzene using Method 8270. The result for each analyte is a combined concentration.

Consistent with EPA guidelines, unrounded data are displayed and have been used to calculate % recovery and RPD values.

LCS(D) - Laboratory Control Sample (Duplicate)

MS(D) - Matrix Spike (Duplicate)

DUP - Sample Duplicate

RPD - Relative Percent Difference

NC - Not Calculable.

SG - Silica Gel - Clean-Up

U - Indicates the compound was analyzed for, but not detected.

N-Nitrosodiphenylamine decomposes and cannot be separated from Diphenylamine using Method 8270. The result reported for each analyte is a combined concentration.

Pace Analytical is TNI accredited. Contact your Pace PM for the current list of accredited analytes.

TNI - The NELAC Institute.

SAMPLE QUALIFIERS

Sample: 7029423001

[1] Sample not collected according to EPA Method 5035A low level specifications. Results may be biased low.

Sample: 7029423004

[1] Sample not collected according to EPA Method 5035A low level specifications. Results may be biased low.

ANALYTE QUALIFIERS

B	Analyte was detected in the associated method blank.
CH	The continuing calibration for this compound is outside of Pace Analytical acceptance limits. The results may be biased high.
D6	The precision between the sample and sample duplicate exceeded laboratory control limits.
IH	This analyte exceeded secondary source verification criteria high for the initial calibration. The reported results should be considered an estimated value.
M1	Matrix spike recovery exceeded QC limits. Batch accepted based on laboratory control sample (LCS) recovery.
M6	Matrix spike and Matrix spike duplicate recovery not evaluated against control limits due to sample dilution.
R1	RPD value was outside control limits.
S0	Surrogate recovery outside laboratory control limits.

This report shall not be reproduced, except in full,
without the written consent of Pace Analytical Services, LLC.

Pace Analytical Services, LLC
575 Broad Hollow Road
Melville, NY 11747
(631)694-3040

QUALITY CONTROL DATA CROSS REFERENCE TABLE

Project: Kodak Hawkeye Facility
Pace Project No.: 7029423

Lab ID	Sample ID	QC Batch Method	QC Batch	Analytical Method	Analytical Batch
7029423001	**SB-29**	EPA 3545A	39879	EPA 8082A	39922
7029423002	**SB-30**	EPA 3545A	39879	EPA 8082A	39922
7029423004	**BLIND DUP-6**	EPA 3545A	39879	EPA 8082A	39922
7029423003	**SB-30**	EPA 3050B	39186	EPA 6010C	39280
7029423005	**BLIND DUP-7**	EPA 3050B	39186	EPA 6010C	39280
7029423003	**SB-30**	EPA 7471B	39192	EPA 7471B	39254
7029423005	**BLIND DUP-7**	EPA 7471B	39192	EPA 7471B	39254
7029423001	**SB-29**	EPA 5035A-L	39497	EPA 8260C	39498
7029423004	**BLIND DUP-6**	EPA 5035A-L	39497	EPA 8260C	39498
7029423001	**SB-29**	ASTM D2216-92M	38775		
7029423002	**SB-30**	ASTM D2216-92M	38775		
7029423003	**SB-30**	ASTM D2216-92M	38775		
7029423004	**BLIND DUP-6**	ASTM D2216-92M	38775		
7029423005	**BLIND DUP-7**	ASTM D2216-92M	38775		

This report shall not be reproduced, except in full,
without the written consent of Pace Analytical Services, LLC.

Pace Analytical™
www.pacelabs.com

CHAIN-OF-CUSTODY / Analytical Request Document

The Chain-of-Custody is a LEGAL DOCUMENT. All relevant fields must be completed accurately.

WO#:7029423

7029423

Section A Required Client Information:	Section B Required Project Information:	Section C Invoice Information:
Company: LABELLA ASSOCIATES	Report to: Alex Brett, Ann Aquilina	Attention: AP@LabellaPC.com
Address: 300 STATE STREET, ROCHESTER, NY 14614	Copy To:	Company Name: LaBella
		Address: Same
Email To: ABrett@LaBellaPC.com, Aaquilina@LaBellaPC.com	Purchase Order No.: 2172124	Pace Quote Reference: 00040092
Phone: 585-295-6289 Fax:	Project Name: Kodak Hawkeye Facility	Pace Project Manager: Lauren Buono
Requested Due Date/TAT: STANDARD	Project Number: 2172124	Pace Profile #:

☐ NPDES ☐ GROUND WATER ☐ DRINKING WATER
☐ UST ☐ RCRA ☑ OTHER_____

SITE LOCATION: ☐ GA ☐ IL ☐ N ☐ MI ☐ NC ☐ OH ☐ SC ☐ WI ☒ OTHER NY

Filtered (Y/N): N N N

Requested Analysis:

Section D Required Client Information

Valid Matrix Codes: MATRIX / CODE — DRINKING WATER DW; WATER WT; WASTE WATER WW; PRODUCT P; SOIL/SOLID SL; OIL OL; WIPE WP; AIR AR; OTHER OT; TISSUE TS

ITEM	SAMPLE ID (A-Z, 0-9 / ,-) Sample IDs MUST BE UNIQUE	MATRIX CODE	SAMPLE TYPE G=GRAB C=COMP	COLLECTED COMPOSITE START DATE	COLLECTED COMPOSITE START TIME	COLLECTED COMPOSITE END/GRAB DATE	COLLECTED COMPOSITE END/GRAB TIME	SAMPLE TEMP AT COLLECTION	# OF CONTAINERS	Preservatives: Unpreserved	H_2SO_4	HNO_3	HCl	NaOH	$Na_2S_2O_3$	Methanol	Na2SO4	TCL/RP-SI VOC	PCBs	TAL Metals	Residual Chlorine (Y/N)	Pace Project No. Lab I.D.
1	SB-29	SL	G			9/6/17	1345			X								X	X			001
2	SB-30	SL	G			9/6/17	1430		4	X									X	X		002 003
3	Blind Dup-6	SL	G			9/6/17	-		2									X	X			003
4	Blind Dup-7	SL	G			9/6/17	-		1	X										X		004
5																						
6																						
7																						
8																						
9																						
10																						

ADDITIONAL COMMENTS	RELINQUISHED BY / AFFILIATION	DATE	TIME	ACCEPTED BY / AFFILIATION	DATE	TIME
MS/MSD → SB-29 (VOC, PCB)	[signature] / LaBella	9/8/17	1220	[signature] PACE	9/8/17	1220
MS/MSD → SB-30 (Metals)	[signature] PACE	9/8/17	1700	[signature] Pace	9/9/17	10:30

SAMPLE CONDITIONS

Temp in °C	Received on Ice	Custody Sealed Cooler	Samples Intact
	Y/N	Y/N	Y/N
0.8	Y/N	Y/N	Y/N
	Y/N	Y/N	Y/N
	Y/N	Y/N	Y/N

SAMPLER NAME AND SIGNATURE

PRINT Name of SAMPLER: Alexander Brett

SIGNATURE of SAMPLER: [signature] DATE Signed (MM / DD / YY): 09/08/17

e-File(ALLQ020rev.4,29Mar06)22Jun2005

Pace Analytical™ Long Island Laboratory

Sample Condition Upon Receipt

WO #: 7029423
PM: JSA Due Date: 09/18/17
CLIENT: LBA

Client Name: Lapella

Courier: ☒ Fed Ex ☐ UPS ☐ USPS ☐ Client ☐ Commercial ☐ Pace ☐ Other

Tracking #: 7702 1854 9660

Custody Seal on Cooler/Box Present: ☒ Yes ☐ No Seals intact: ☒ Yes ☐ No

Packing Material: ☐ Bubble Wrap ☐ Bubble Bags ☐ Ziploc ☐ None ☐ Other Type of Ice: (Wet) Blue None

Thermometer Used: TH092 Correction Factor: +0.1 ☐ Samples on ice, cooling process has begun

Cooler Temperature (°C): 0.8 Cooler Temperature Corrected (°C): 0.9 Date/Time 5035A kits placed in freezer _____

Temp should be above freezing to 6.0°C

USDA Regulated Soil (☐ N/A, water sample) Date and Initials of person examining contents: JK 9/9/17

Did samples originate in a quarantine zone within the United States: AL, AR, CA, FL, GA, ID, LA, MS, NC, NM, NY, OK, OR, SC, TN, TX, or VA (check map)? ☐ YES ☒ NO

Did samples orignate from a foreign source (internationally, including Hawaii and Puerto Rico)? ☐ Yes ☒ No

If Yes to either question, fill out a Regulated Soil Checklist (F-LI-C-010) and include with SCUR/COC paperwork.

				COMMENTS:
Chain of Custody Present:	☒ Yes	☐ No		1.
Chain of Custody Filled Out:	☒ Yes	☐ No		2.
Chain of Custody Relinquished:	☒ Yes	☐ No		3.
Sampler Name & Signature on COC:	☒ Yes	☐ No	☐ N/A	4.
Samples Arrived within Hold Time:	☒ Yes	☐ No		5.
Short Hold Time Analysis (<72hr):	☐ Yes	☒ No		6.
Rush Turn Around Time Requested:	☐ Yes	☒ No		7.
Sufficient Volume: (Triple volume provided for MS/MSD)	☒ Yes	☐ No		8.
Correct Containers Used:	☒ Yes	☐ No		9.
-Pace Containers Used:	☒ Yes	☐ No		
Containers Intact:	☒ Yes	☐ No		10.
Filtered volume received for Dissolved tests	☐ Yes	☐ No	☒ N/A	11. Note if sediment is visible in the dissolved container.
Sample Labels match COC: -Includes date/time/ID/Analysis Matrix: (SL) WT OIL	☒ Yes	☐ No		12.
All containers needing preservation have been checked	☐ Yes	☐ No	☒ N/A	13. ☐ HNO_3 ☐ H_2SO_4 ☐ NaOH ☐ HCl
pH paper Lot #				Sample #
All containers needing preservation are found to be in compliance with EPA recommendation? (HNO_3, H_2SO_4, HCl, NaOH>9 Sulfide, NAOH>12 Cyanide) Exceptions: VOA, Coliform, TOC/DOC, Oil and Grease, DRO/8015 (water). Per Method, VOA pH is checked after analysis	☐ Yes	☐ No	☒ N/A	Initial when completed: / Lot # of added preservative: / Date/Time preservative added
Samples checked for dechlorination:	☐ Yes	☐ No	☒ N/A	14. Positive for Res. Chlorine? Y N
Residual chlorine strips Lot #				
Headspace in VOA Vials (>6mm):	☐ Yes	☐ No	☒ N/A	15.
Trip Blank Present:	☐ Yes	☐ No	☒ N/A	16.
Trip Blank Custody Seals Present	☐ Yes	☐ No	☒ N/A	
Pace Trip Blank Lot # (if applicable): _____				

Field Data Required? Y / N

Client Notification/ Resolution: Date/Time: _____

Person Contacted: _____

Comments/ Resolution: Sampling method 5035A not followed

* PM (Project Manager) review is documented electronically in LIMS.

Pace Analytical Services, LLC
575 Broad Hollow Road
Melville, NY 11747
(631)694-3040

September 20, 2017

Ann Aquilina
LaBella Associates
300 State Street
Suite 201
Rochester, NY 14614

RE: Project: Kodak Hawkeye Facility
Pace Project No.: 7028852

Dear Ann Aquilina:
Enclosed are the analytical results for sample(s) received by the laboratory on September 02, 2017. The results relate only to the samples included in this report. Results reported herein conform to the most current, applicable TNI/NELAC standards and the laboratory's Quality Assurance Manual, where applicable, unless otherwise noted in the body of the report.

If you have any questions concerning this report, please feel free to contact me.

Sincerely,

Jennifer Aracri
jennifer.aracri@pacelabs.com
(631)694-3040
Project Manager

Enclosures

cc: Allan Engelbert, LaBella Associates

This report shall not be reproduced, except in full,
without the written consent of Pace Analytical Services, LLC.

Pace Analytical Services, LLC
575 Broad Hollow Road
Melville, NY 11747
(631)694-3040

CERTIFICATIONS

Project:	Kodak Hawkeye Facility
Pace Project No.:	7028852

Long Island Certification IDs

575 Broad Hollow Rd, Melville, NY 11747
New York Certification #: 10478 Primary Accrediting Body
New Jersey Certification #: NY158
Pennsylvania Certification #: 68-00350
Connecticut Certification #: PH-0435
Maryland Certification #: 208
Rhode Island Certification #: LAO00340
Massachusetts Certification #: M-NY026
New Hampshire Certification #: 2987

This report shall not be reproduced, except in full,
without the written consent of Pace Analytical Services, LLC.

Pace Analytical Services, LLC
575 Broad Hollow Road
Melville, NY 11747
(631)694-3040

ANALYTICAL RESULTS

Project: Kodak Hawkeye Facility
Pace Project No.: 7028852

Sample: SB-22 **Lab ID: 7028852001** Collected: 09/01/17 11:25 Received: 09/02/17 10:00 Matrix: Solid

Results reported on a "dry weight" basis and are adjusted for percent moisture, sample size and any dilutions.

Parameters	Results	Units	Report Limit	DF	Prepared	Analyzed	CAS No.	Qual
6010 MET ICP	Analytical Method: EPA 6010C Preparation Method: EPA 3050B							
Aluminum	**3530**	mg/kg	11.6	1	09/11/17 12:15	09/12/17 12:20	7429-90-5	
Antimony	**<3.5**	mg/kg	3.5	1	09/11/17 12:15	09/12/17 12:20	7440-36-0	
Arsenic	**2.7**	mg/kg	0.58	1	09/11/17 12:15	09/12/17 12:20	7440-38-2	
Barium	**43.1**	mg/kg	11.6	1	09/11/17 12:15	09/12/17 12:20	7440-39-3	
Beryllium	**<0.29**	mg/kg	0.29	1	09/11/17 12:15	09/12/17 12:20	7440-41-7	
Cadmium	**0.19**	mg/kg	0.15	1	09/11/17 12:15	09/12/17 12:20	7440-43-9	
Calcium	**27800**	mg/kg	58.1	1	09/11/17 12:15	09/12/17 12:20	7440-70-2	
Chromium	**3.0**	mg/kg	0.58	1	09/11/17 12:15	09/12/17 12:20	7440-47-3	
Cobalt	**3.7**	mg/kg	2.9	1	09/11/17 12:15	09/12/17 12:20	7440-48-4	
Copper	**9.6**	mg/kg	1.5	1	09/11/17 12:15	09/12/17 12:20	7440-50-8	
Iron	**9320**	mg/kg	5.8	1	09/11/17 12:15	09/12/17 12:20	7439-89-6	
Lead	**1.9**	mg/kg	0.29	1	09/11/17 12:15	09/12/17 12:20	7439-92-1	
Magnesium	**6060**	mg/kg	58.1	1	09/11/17 12:15	09/12/17 12:20	7439-95-4	
Manganese	**311**	mg/kg	0.87	1	09/11/17 12:15	09/12/17 12:20	7439-96-5	
Nickel	**7.6**	mg/kg	2.3	1	09/11/17 12:15	09/12/17 12:20	7440-02-0	
Potassium	**698**	mg/kg	291	1	09/11/17 12:15	09/12/17 12:20	7440-09-7	
Selenium	**<0.58**	mg/kg	0.58	1	09/11/17 12:15	09/12/17 12:20	7782-49-2	
Silver	**<0.58**	mg/kg	0.58	1	09/11/17 12:15	09/12/17 12:20	7440-22-4	
Sodium	**814**	mg/kg	291	1	09/11/17 12:15	09/12/17 12:20	7440-23-5	
Thallium	**0.22J**	mg/kg	0.58	1	09/11/17 12:15	09/12/17 12:20	7440-28-0	
Vanadium	**11.8**	mg/kg	2.9	1	09/11/17 12:15	09/12/17 12:20	7440-62-2	
Zinc	**18.2**	mg/kg	1.2	1	09/11/17 12:15	09/12/17 12:20	7440-66-6	
7471 Mercury	Analytical Method: EPA 7471B Preparation Method: EPA 7471B							
Mercury	**0.029J**	mg/kg	0.036	1	09/12/17 11:19	09/12/17 17:11	7439-97-6	B
8260C MSV 5035A-L Low Level	Analytical Method: EPA 8260C Preparation Method: EPA 5035A-L							
1,1,1-Trichloroethane	**<2.4**	ug/kg	2.4	1	09/08/17 08:40	09/08/17 12:53	71-55-6	
1,1,2,2-Tetrachloroethane	**<2.4**	ug/kg	2.4	1	09/08/17 08:40	09/08/17 12:53	79-34-5	
1,1,2-Trichloroethane	**<2.4**	ug/kg	2.4	1	09/08/17 08:40	09/08/17 12:53	79-00-5	
1,1,2-Trichlorotrifluoroethane	**<2.4**	ug/kg	2.4	1	09/08/17 08:40	09/08/17 12:53	76-13-1	
1,1-Dichloroethane	**<2.4**	ug/kg	2.4	1	09/08/17 08:40	09/08/17 12:53	75-34-3	IH
1,1-Dichloroethene	**<2.4**	ug/kg	2.4	1	09/08/17 08:40	09/08/17 12:53	75-35-4	
1,2,4-Trichlorobenzene	**<2.4**	ug/kg	2.4	1	09/08/17 08:40	09/08/17 12:53	120-82-1	
1,2-Dibromo-3-chloropropane	**<2.4**	ug/kg	2.4	1	09/08/17 08:40	09/08/17 12:53	96-12-8	
1,2-Dibromoethane (EDB)	**<2.4**	ug/kg	2.4	1	09/08/17 08:40	09/08/17 12:53	106-93-4	
1,2-Dichlorobenzene	**<2.4**	ug/kg	2.4	1	09/08/17 08:40	09/08/17 12:53	95-50-1	
1,2-Dichloroethane	**<2.4**	ug/kg	2.4	1	09/08/17 08:40	09/08/17 12:53	107-06-2	
1,2-Dichloropropane	**<2.4**	ug/kg	2.4	1	09/08/17 08:40	09/08/17 12:53	78-87-5	
1,3-Dichlorobenzene	**<2.4**	ug/kg	2.4	1	09/08/17 08:40	09/08/17 12:53	541-73-1	
1,4-Dichlorobenzene	**<2.4**	ug/kg	2.4	1	09/08/17 08:40	09/08/17 12:53	106-46-7	
2-Butanone (MEK)	**<2.4**	ug/kg	2.4	1	09/08/17 08:40	09/08/17 12:53	78-93-3	
2-Hexanone	**<2.4**	ug/kg	2.4	1	09/08/17 08:40	09/08/17 12:53	591-78-6	
4-Methyl-2-pentanone (MIBK)	**<2.4**	ug/kg	2.4	1	09/08/17 08:40	09/08/17 12:53	108-10-1	
Acetone	**<2.4**	ug/kg	2.4	1	09/08/17 08:40	09/08/17 12:53	67-64-1	

This report shall not be reproduced, except in full,
without the written consent of Pace Analytical Services, LLC.

Pace Analytical Services, LLC
575 Broad Hollow Road
Melville, NY 11747
(631)694-3040

ANALYTICAL RESULTS

Project: Kodak Hawkeye Facility
Pace Project No.: 7028852

Sample: SB-22 **Lab ID: 7028852001** Collected: 09/01/17 11:25 Received: 09/02/17 10:00 Matrix: Solid

Results reported on a "dry weight" basis and are adjusted for percent moisture, sample size and any dilutions.

Parameters	Results	Units	Report Limit	DF	Prepared	Analyzed	CAS No.	Qual
8260C MSV 5035A-L Low Level	Analytical Method: EPA 8260C Preparation Method: EPA 5035A-L							
Benzene	**<2.4**	ug/kg	2.4	1	09/08/17 08:40	09/08/17 12:53	71-43-2	
Bromodichloromethane	**<2.4**	ug/kg	2.4	1	09/08/17 08:40	09/08/17 12:53	75-27-4	
Bromoform	**<2.4**	ug/kg	2.4	1	09/08/17 08:40	09/08/17 12:53	75-25-2	
Bromomethane	**<2.4**	ug/kg	2.4	1	09/08/17 08:40	09/08/17 12:53	74-83-9	
Carbon disulfide	**<2.4**	ug/kg	2.4	1	09/08/17 08:40	09/08/17 12:53	75-15-0	
Carbon tetrachloride	**<2.4**	ug/kg	2.4	1	09/08/17 08:40	09/08/17 12:53	56-23-5	
Chlorobenzene	**<2.4**	ug/kg	2.4	1	09/08/17 08:40	09/08/17 12:53	108-90-7	
Chloroethane	**<2.4**	ug/kg	2.4	1	09/08/17 08:40	09/08/17 12:53	75-00-3	
Chloroform	**<2.4**	ug/kg	2.4	1	09/08/17 08:40	09/08/17 12:53	67-66-3	
Chloromethane	**<2.4**	ug/kg	2.4	1	09/08/17 08:40	09/08/17 12:53	74-87-3	
Cyclohexane	**<2.4**	ug/kg	2.4	1	09/08/17 08:40	09/08/17 12:53	110-82-7	
Dibromochloromethane	**<2.4**	ug/kg	2.4	1	09/08/17 08:40	09/08/17 12:53	124-48-1	
Dichlorodifluoromethane	**<2.4**	ug/kg	2.4	1	09/08/17 08:40	09/08/17 12:53	75-71-8	
Ethylbenzene	**<2.4**	ug/kg	2.4	1	09/08/17 08:40	09/08/17 12:53	100-41-4	
Isopropylbenzene (Cumene)	**<2.4**	ug/kg	2.4	1	09/08/17 08:40	09/08/17 12:53	98-82-8	
Methyl acetate	**<2.4**	ug/kg	2.4	1	09/08/17 08:40	09/08/17 12:53	79-20-9	IH
Methyl-tert-butyl ether	**<2.4**	ug/kg	2.4	1	09/08/17 08:40	09/08/17 12:53	1634-04-4	
Methylcyclohexane	**<2.4**	ug/kg	2.4	1	09/08/17 08:40	09/08/17 12:53	108-87-2	
Methylene Chloride	**2.1J**	ug/kg	2.4	1	09/08/17 08:40	09/08/17 12:53	75-09-2	
Styrene	**<2.4**	ug/kg	2.4	1	09/08/17 08:40	09/08/17 12:53	100-42-5	
Tetrachloroethene	**<2.4**	ug/kg	2.4	1	09/08/17 08:40	09/08/17 12:53	127-18-4	
Toluene	**<2.4**	ug/kg	2.4	1	09/08/17 08:40	09/08/17 12:53	108-88-3	
Trichloroethene	**<2.4**	ug/kg	2.4	1	09/08/17 08:40	09/08/17 12:53	79-01-6	
Trichlorofluoromethane	**<2.4**	ug/kg	2.4	1	09/08/17 08:40	09/08/17 12:53	75-69-4	
Vinyl chloride	**<2.4**	ug/kg	2.4	1	09/08/17 08:40	09/08/17 12:53	75-01-4	
Xylene (Total)	**<4.7**	ug/kg	4.7	1	09/08/17 08:40	09/08/17 12:53	1330-20-7	
cis-1,2-Dichloroethene	**<2.4**	ug/kg	2.4	1	09/08/17 08:40	09/08/17 12:53	156-59-2	
cis-1,3-Dichloropropene	**<2.4**	ug/kg	2.4	1	09/08/17 08:40	09/08/17 12:53	10061-01-5	
trans-1,2-Dichloroethene	**<2.4**	ug/kg	2.4	1	09/08/17 08:40	09/08/17 12:53	156-60-5	
trans-1,3-Dichloropropene	**<2.4**	ug/kg	2.4	1	09/08/17 08:40	09/08/17 12:53	10061-02-6	
Surrogates								
Toluene-d8 (S)	92	%.	43-157	1	09/08/17 08:40	09/08/17 12:53	2037-26-5	
4-Bromofluorobenzene (S)	100	%.	34-145	1	09/08/17 08:40	09/08/17 12:53	460-00-4	
1,2-Dichloroethane-d4 (S)	105	%.	33-150	1	09/08/17 08:40	09/08/17 12:53	17060-07-0	
Percent Moisture	Analytical Method: ASTM D2216-92M							
Percent Moisture	**7.9**	%	0.10	1		09/06/17 18:07		

This report shall not be reproduced, except in full,
without the written consent of Pace Analytical Services, LLC.

Pace Analytical Services, LLC
575 Broad Hollow Road
Melville, NY 11747
(631)694-3040

ANALYTICAL RESULTS

Project: Kodak Hawkeye Facility
Pace Project No.: 7028852

Sample: SB-24 **Lab ID: 7028852002** Collected: 09/01/17 13:54 Received: 09/02/17 10:00 Matrix: Solid

Results reported on a "dry weight" basis and are adjusted for percent moisture, sample size and any dilutions.

Parameters	Results	Units	Report Limit	DF	Prepared	Analyzed	CAS No.	Qual
8260 MSV 5035A-H Med Level	Analytical Method: EPA 8260C Preparation Method: EPA 5035A-H/5030C							
Acetone	**<111**	ug/kg	111	1	09/08/17 09:49	09/08/17 14:49	67-64-1	
Benzene	**<111**	ug/kg	111	1	09/08/17 09:49	09/08/17 14:49	71-43-2	
Bromodichloromethane	**<111**	ug/kg	111	1	09/08/17 09:49	09/08/17 14:49	75-27-4	
Bromoform	**<111**	ug/kg	111	1	09/08/17 09:49	09/08/17 14:49	75-25-2	
Bromomethane	**<111**	ug/kg	111	1	09/08/17 09:49	09/08/17 14:49	74-83-9	
2-Butanone (MEK)	**141**	ug/kg	111	1	09/08/17 09:49	09/08/17 14:49	78-93-3	CL
Carbon disulfide	**<111**	ug/kg	111	1	09/08/17 09:49	09/08/17 14:49	75-15-0	L2
Carbon tetrachloride	**<111**	ug/kg	111	1	09/08/17 09:49	09/08/17 14:49	56-23-5	
Chlorobenzene	**<111**	ug/kg	111	1	09/08/17 09:49	09/08/17 14:49	108-90-7	
Chloroethane	**<111**	ug/kg	111	1	09/08/17 09:49	09/08/17 14:49	75-00-3	L2
Chloroform	**<111**	ug/kg	111	1	09/08/17 09:49	09/08/17 14:49	67-66-3	L2
Chloromethane	**<111**	ug/kg	111	1	09/08/17 09:49	09/08/17 14:49	74-87-3	
Cyclohexane	**<111**	ug/kg	111	1	09/08/17 09:49	09/08/17 14:49	110-82-7	
1,2-Dibromo-3-chloropropane	**<111**	ug/kg	111	1	09/08/17 09:49	09/08/17 14:49	96-12-8	CL,L2
Dibromochloromethane	**<111**	ug/kg	111	1	09/08/17 09:49	09/08/17 14:49	124-48-1	L2
1,2-Dibromoethane (EDB)	**<111**	ug/kg	111	1	09/08/17 09:49	09/08/17 14:49	106-93-4	
1,2-Dichlorobenzene	**<111**	ug/kg	111	1	09/08/17 09:49	09/08/17 14:49	95-50-1	
1,3-Dichlorobenzene	**<111**	ug/kg	111	1	09/08/17 09:49	09/08/17 14:49	541-73-1	
1,4-Dichlorobenzene	**<111**	ug/kg	111	1	09/08/17 09:49	09/08/17 14:49	106-46-7	
Dichlorodifluoromethane	**<111**	ug/kg	111	1	09/08/17 09:49	09/08/17 14:49	75-71-8	
1,1-Dichloroethane	**<111**	ug/kg	111	1	09/08/17 09:49	09/08/17 14:49	75-34-3	
1,2-Dichloroethane	**<111**	ug/kg	111	1	09/08/17 09:49	09/08/17 14:49	107-06-2	
1,1-Dichloroethene	**<111**	ug/kg	111	1	09/08/17 09:49	09/08/17 14:49	75-35-4	L2
cis-1,2-Dichloroethene	**<111**	ug/kg	111	1	09/08/17 09:49	09/08/17 14:49	156-59-2	
trans-1,2-Dichloroethene	**<111**	ug/kg	111	1	09/08/17 09:49	09/08/17 14:49	156-60-5	
1,2-Dichloropropane	**<111**	ug/kg	111	1	09/08/17 09:49	09/08/17 14:49	78-87-5	
cis-1,3-Dichloropropene	**<111**	ug/kg	111	1	09/08/17 09:49	09/08/17 14:49	10061-01-5	
trans-1,3-Dichloropropene	**<111**	ug/kg	111	1	09/08/17 09:49	09/08/17 14:49	10061-02-6	
Ethylbenzene	**<111**	ug/kg	111	1	09/08/17 09:49	09/08/17 14:49	100-41-4	
2-Hexanone	**<111**	ug/kg	111	1	09/08/17 09:49	09/08/17 14:49	591-78-6	
Isopropylbenzene (Cumene)	**<111**	ug/kg	111	1	09/08/17 09:49	09/08/17 14:49	98-82-8	
Methyl acetate	**<111**	ug/kg	111	1	09/08/17 09:49	09/08/17 14:49	79-20-9	CL,IH
Methylcyclohexane	**<111**	ug/kg	111	1	09/08/17 09:49	09/08/17 14:49	108-87-2	
Methylene Chloride	**<111**	ug/kg	111	1	09/08/17 09:49	09/08/17 14:49	75-09-2	
4-Methyl-2-pentanone (MIBK)	**<111**	ug/kg	111	1	09/08/17 09:49	09/08/17 14:49	108-10-1	L2
Methyl-tert-butyl ether	**<111**	ug/kg	111	1	09/08/17 09:49	09/08/17 14:49	1634-04-4	
Styrene	**<111**	ug/kg	111	1	09/08/17 09:49	09/08/17 14:49	100-42-5	
1,1,2,2-Tetrachloroethane	**<111**	ug/kg	111	1	09/08/17 09:49	09/08/17 14:49	79-34-5	CL,L2
Tetrachloroethene	**<111**	ug/kg	111	1	09/08/17 09:49	09/08/17 14:49	127-18-4	
Toluene	**<111**	ug/kg	111	1	09/08/17 09:49	09/08/17 14:49	108-88-3	
1,2,4-Trichlorobenzene	**<111**	ug/kg	111	1	09/08/17 09:49	09/08/17 14:49	120-82-1	
1,1,1-Trichloroethane	**<111**	ug/kg	111	1	09/08/17 09:49	09/08/17 14:49	71-55-6	
1,1,2-Trichloroethane	**<111**	ug/kg	111	1	09/08/17 09:49	09/08/17 14:49	79-00-5	L2
Trichloroethene	**<111**	ug/kg	111	1	09/08/17 09:49	09/08/17 14:49	79-01-6	
Trichlorofluoromethane	**<111**	ug/kg	111	1	09/08/17 09:49	09/08/17 14:49	75-69-4	L2
1,1,2-Trichlorotrifluoroethane	**<111**	ug/kg	111	1	09/08/17 09:49	09/08/17 14:49	76-13-1	L2

This report shall not be reproduced, except in full,
without the written consent of Pace Analytical Services, LLC.

Pace Analytical Services, LLC
575 Broad Hollow Road
Melville, NY 11747
(631)694-3040

ANALYTICAL RESULTS

Project: Kodak Hawkeye Facility
Pace Project No.: 7028852

Sample: SB-24 **Lab ID: 7028852002** Collected: 09/01/17 13:54 Received: 09/02/17 10:00 Matrix: Solid

Results reported on a "dry weight" basis and are adjusted for percent moisture, sample size and any dilutions.

Parameters	Results	Units	Report Limit	DF	Prepared	Analyzed	CAS No.	Qual
8260 MSV 5035A-H Med Level	Analytical Method: EPA 8260C Preparation Method: EPA 5035A-H/5030C							
Vinyl chloride	**<111**	ug/kg	111	1	09/08/17 09:49	09/08/17 14:49	75-01-4	
Xylene (Total)	**<223**	ug/kg	223	1	09/08/17 09:49	09/08/17 14:49	1330-20-7	
Surrogates								
Toluene-d8 (S)	93	%.	43-157	1	09/08/17 09:49	09/08/17 14:49	2037-26-5	
4-Bromofluorobenzene (S)	111	%.	34-145	1	09/08/17 09:49	09/08/17 14:49	460-00-4	
1,2-Dichloroethane-d4 (S)	84	%.	33-150	1	09/08/17 09:49	09/08/17 14:49	17060-07-0	
Percent Moisture	Analytical Method: ASTM D2216-92M							
Percent Moisture	**10.4**	%	0.10	1		09/06/17 18:07		

This report shall not be reproduced, except in full,
without the written consent of Pace Analytical Services, LLC.

Pace Analytical Services, LLC
575 Broad Hollow Road
Melville, NY 11747
(631)694-3040

ANALYTICAL RESULTS

Project: Kodak Hawkeye Facility
Pace Project No.: 7028852

Sample: SB-26 **Lab ID: 7028852003** Collected: 09/01/17 15:00 Received: 09/02/17 10:00 Matrix: Solid

Results reported on a "dry weight" basis and are adjusted for percent moisture, sample size and any dilutions.

Parameters	Results	Units	Report Limit	DF	Prepared	Analyzed	CAS No.	Qual
6010 MET ICP	Analytical Method: EPA 6010C Preparation Method: EPA 3050B							
Aluminum	**3870**	mg/kg	12.5	1	09/11/17 12:15	09/12/17 12:25	7429-90-5	M1
Antimony	**<3.7**	mg/kg	3.7	1	09/11/17 12:15	09/12/17 12:25	7440-36-0	M1
Arsenic	**4.3**	mg/kg	0.62	1	09/11/17 12:15	09/12/17 12:25	7440-38-2	
Barium	**36.3**	mg/kg	12.5	1	09/11/17 12:15	09/12/17 12:25	7440-39-3	D6
Beryllium	**0.058J**	mg/kg	0.31	1	09/11/17 12:15	09/12/17 12:25	7440-41-7	
Cadmium	**0.24**	mg/kg	0.16	1	09/11/17 12:15	09/12/17 12:25	7440-43-9	
Calcium	**42400**	mg/kg	62.3	1	09/11/17 12:15	09/12/17 12:25	7440-70-2	M6
Chromium	**6.1**	mg/kg	0.62	1	09/11/17 12:15	09/12/17 12:25	7440-47-3	
Cobalt	**4.1**	mg/kg	3.1	1	09/11/17 12:15	09/12/17 12:25	7440-48-4	
Copper	**13.9**	mg/kg	1.6	1	09/11/17 12:15	09/12/17 12:25	7440-50-8	
Iron	**9690**	mg/kg	6.2	1	09/11/17 12:15	09/12/17 12:25	7439-89-6	M1
Lead	**7.2**	mg/kg	0.31	1	09/11/17 12:15	09/12/17 12:25	7439-92-1	
Magnesium	**10500**	mg/kg	62.3	1	09/11/17 12:15	09/12/17 12:25	7439-95-4	M1
Manganese	**350**	mg/kg	0.93	1	09/11/17 12:15	09/12/17 12:25	7439-96-5	M1
Nickel	**8.7**	mg/kg	2.5	1	09/11/17 12:15	09/12/17 12:25	7440-02-0	
Potassium	**1060**	mg/kg	311	1	09/11/17 12:15	09/12/17 12:25	7440-09-7	M1
Selenium	**<0.62**	mg/kg	0.62	1	09/11/17 12:15	09/12/17 12:25	7782-49-2	
Silver	**<0.62**	mg/kg	0.62	1	09/11/17 12:15	09/12/17 12:25	7440-22-4	M1
Sodium	**1330**	mg/kg	311	1	09/11/17 12:15	09/12/17 12:25	7440-23-5	
Thallium	**0.26J**	mg/kg	0.62	1	09/11/17 12:15	09/12/17 12:25	7440-28-0	
Vanadium	**11.5**	mg/kg	3.1	1	09/11/17 12:15	09/12/17 12:25	7440-62-2	
Zinc	**53.3**	mg/kg	1.2	1	09/11/17 12:15	09/12/17 12:25	7440-66-6	D6,M1
7471 Mercury	Analytical Method: EPA 7471B Preparation Method: EPA 7471B							
Mercury	**0.045**	mg/kg	0.043	1	09/12/17 11:19	09/12/17 17:13	7439-97-6	B,M1
8260 MSV 5035A-H Med Level	Analytical Method: EPA 8260C Preparation Method: EPA 5035A-H/5030C							
Acetone	**<124**	ug/kg	124	1	09/08/17 09:49	09/08/17 15:42	67-64-1	
Benzene	**<124**	ug/kg	124	1	09/08/17 09:49	09/08/17 15:42	71-43-2	
Bromodichloromethane	**<124**	ug/kg	124	1	09/08/17 09:49	09/08/17 15:42	75-27-4	
Bromoform	**<124**	ug/kg	124	1	09/08/17 09:49	09/08/17 15:42	75-25-2	CH
Bromomethane	**<124**	ug/kg	124	1	09/08/17 09:49	09/08/17 15:42	74-83-9	
2-Butanone (MEK)	**<124**	ug/kg	124	1	09/08/17 09:49	09/08/17 15:42	78-93-3	CL
Carbon disulfide	**<124**	ug/kg	124	1	09/08/17 09:49	09/08/17 15:42	75-15-0	L2
Carbon tetrachloride	**<124**	ug/kg	124	1	09/08/17 09:49	09/08/17 15:42	56-23-5	CH
Chlorobenzene	**<124**	ug/kg	124	1	09/08/17 09:49	09/08/17 15:42	108-90-7	
Chloroethane	**<124**	ug/kg	124	1	09/08/17 09:49	09/08/17 15:42	75-00-3	L2,M0
Chloroform	**<124**	ug/kg	124	1	09/08/17 09:49	09/08/17 15:42	67-66-3	L2
Chloromethane	**<124**	ug/kg	124	1	09/08/17 09:49	09/08/17 15:42	74-87-3	
Cyclohexane	**<124**	ug/kg	124	1	09/08/17 09:49	09/08/17 15:42	110-82-7	
1,2-Dibromo-3-chloropropane	**<124**	ug/kg	124	1	09/08/17 09:49	09/08/17 15:42	96-12-8	CL,L2
Dibromochloromethane	**<124**	ug/kg	124	1	09/08/17 09:49	09/08/17 15:42	124-48-1	L2
1,2-Dibromoethane (EDB)	**<124**	ug/kg	124	1	09/08/17 09:49	09/08/17 15:42	106-93-4	
1,2-Dichlorobenzene	**<124**	ug/kg	124	1	09/08/17 09:49	09/08/17 15:42	95-50-1	
1,3-Dichlorobenzene	**<124**	ug/kg	124	1	09/08/17 09:49	09/08/17 15:42	541-73-1	

This report shall not be reproduced, except in full,
without the written consent of Pace Analytical Services, LLC.

Pace Analytical Services, LLC
575 Broad Hollow Road
Melville, NY 11747
(631)694-3040

ANALYTICAL RESULTS

Project: Kodak Hawkeye Facility
Pace Project No.: 7028852

Sample: SB-26 **Lab ID: 7028852003** Collected: 09/01/17 15:00 Received: 09/02/17 10:00 Matrix: Solid

Results reported on a "dry weight" basis and are adjusted for percent moisture, sample size and any dilutions.

Parameters	Results	Units	Report Limit	DF	Prepared	Analyzed	CAS No.	Qual
8260 MSV 5035A-H Med Level	Analytical Method: EPA 8260C Preparation Method: EPA 5035A-H/5030C							
1,4-Dichlorobenzene	**<124**	ug/kg	124	1	09/08/17 09:49	09/08/17 15:42	106-46-7	
Dichlorodifluoromethane	**<124**	ug/kg	124	1	09/08/17 09:49	09/08/17 15:42	75-71-8	CH
1,1-Dichloroethane	**<124**	ug/kg	124	1	09/08/17 09:49	09/08/17 15:42	75-34-3	
1,2-Dichloroethane	**<124**	ug/kg	124	1	09/08/17 09:49	09/08/17 15:42	107-06-2	
1,1-Dichloroethene	**<124**	ug/kg	124	1	09/08/17 09:49	09/08/17 15:42	75-35-4	L2
cis-1,2-Dichloroethene	**<124**	ug/kg	124	1	09/08/17 09:49	09/08/17 15:42	156-59-2	
trans-1,2-Dichloroethene	**<124**	ug/kg	124	1	09/08/17 09:49	09/08/17 15:42	156-60-5	
1,2-Dichloropropane	**<124**	ug/kg	124	1	09/08/17 09:49	09/08/17 15:42	78-87-5	
cis-1,3-Dichloropropene	**<124**	ug/kg	124	1	09/08/17 09:49	09/08/17 15:42	10061-01-5	
trans-1,3-Dichloropropene	**<124**	ug/kg	124	1	09/08/17 09:49	09/08/17 15:42	10061-02-6	
Ethylbenzene	**143**	ug/kg	124	1	09/08/17 09:49	09/08/17 15:42	100-41-4	
2-Hexanone	**<124**	ug/kg	124	1	09/08/17 09:49	09/08/17 15:42	591-78-6	
Isopropylbenzene (Cumene)	**<124**	ug/kg	124	1	09/08/17 09:49	09/08/17 15:42	98-82-8	
Methyl acetate	**<124**	ug/kg	124	1	09/08/17 09:49	09/08/17 15:42	79-20-9	CL,IH
Methylcyclohexane	**<124**	ug/kg	124	1	09/08/17 09:49	09/08/17 15:42	108-87-2	
Methylene Chloride	**<124**	ug/kg	124	1	09/08/17 09:49	09/08/17 15:42	75-09-2	
4-Methyl-2-pentanone (MIBK)	**<124**	ug/kg	124	1	09/08/17 09:49	09/08/17 15:42	108-10-1	L2
Methyl-tert-butyl ether	**<124**	ug/kg	124	1	09/08/17 09:49	09/08/17 15:42	1634-04-4	
Styrene	**<124**	ug/kg	124	1	09/08/17 09:49	09/08/17 15:42	100-42-5	
1,1,2,2-Tetrachloroethane	**<124**	ug/kg	124	1	09/08/17 09:49	09/08/17 15:42	79-34-5	CL,L2
Tetrachloroethene	**<124**	ug/kg	124	1	09/08/17 09:49	09/08/17 15:42	127-18-4	M1
Toluene	**<124**	ug/kg	124	1	09/08/17 09:49	09/08/17 15:42	108-88-3	
1,2,4-Trichlorobenzene	**<124**	ug/kg	124	1	09/08/17 09:49	09/08/17 15:42	120-82-1	
1,1,1-Trichloroethane	**<124**	ug/kg	124	1	09/08/17 09:49	09/08/17 15:42	71-55-6	
1,1,2-Trichloroethane	**<124**	ug/kg	124	1	09/08/17 09:49	09/08/17 15:42	79-00-5	L2
Trichloroethene	**<124**	ug/kg	124	1	09/08/17 09:49	09/08/17 15:42	79-01-6	
Trichlorofluoromethane	**<124**	ug/kg	124	1	09/08/17 09:49	09/08/17 15:42	75-69-4	L2,M0, R1
1,1,2-Trichlorotrifluoroethane	**<124**	ug/kg	124	1	09/08/17 09:49	09/08/17 15:42	76-13-1	L2
Vinyl chloride	**<124**	ug/kg	124	1	09/08/17 09:49	09/08/17 15:42	75-01-4	
Xylene (Total)	**<248**	ug/kg	248	1	09/08/17 09:49	09/08/17 15:42	1330-20-7	
Surrogates								
Toluene-d8 (S)	92	%.	43-157	1	09/08/17 09:49	09/08/17 15:42	2037-26-5	
4-Bromofluorobenzene (S)	108	%.	34-145	1	09/08/17 09:49	09/08/17 15:42	460-00-4	
1,2-Dichloroethane-d4 (S)	83	%.	33-150	1	09/08/17 09:49	09/08/17 15:42	17060-07-0	
Percent Moisture	Analytical Method: ASTM D2216-92M							
Percent Moisture	**11.9**	%	0.10	1		09/06/17 18:07		

REPORT OF LABORATORY ANALYSIS

This report shall not be reproduced, except in full,
without the written consent of Pace Analytical Services, LLC.

Pace Analytical Services, LLC
575 Broad Hollow Road
Melville, NY 11747
(631)694-3040

ANALYTICAL RESULTS

Project: Kodak Hawkeye Facility
Pace Project No.: 7028852

Sample: SB-27 **Lab ID: 7028852004** Collected: 09/01/17 15:30 Received: 09/02/17 10:00 Matrix: Solid

Results reported on a "dry weight" basis and are adjusted for percent moisture, sample size and any dilutions.

Parameters	Results	Units	Report Limit	DF	Prepared	Analyzed	CAS No.	Qual
8260 MSV 5035A-H Med Level	Analytical Method: EPA 8260C Preparation Method: EPA 5035A-H/5030C							
Acetone	**<85.2**	ug/kg	85.2	1	09/08/17 09:49	09/08/17 15:06	67-64-1	
Benzene	**<85.2**	ug/kg	85.2	1	09/08/17 09:49	09/08/17 15:06	71-43-2	
Bromodichloromethane	**<85.2**	ug/kg	85.2	1	09/08/17 09:49	09/08/17 15:06	75-27-4	
Bromoform	**<85.2**	ug/kg	85.2	1	09/08/17 09:49	09/08/17 15:06	75-25-2	
Bromomethane	**<85.2**	ug/kg	85.2	1	09/08/17 09:49	09/08/17 15:06	74-83-9	
2-Butanone (MEK)	**105**	ug/kg	85.2	1	09/08/17 09:49	09/08/17 15:06	78-93-3	CL
Carbon disulfide	**<85.2**	ug/kg	85.2	1	09/08/17 09:49	09/08/17 15:06	75-15-0	L2
Carbon tetrachloride	**<85.2**	ug/kg	85.2	1	09/08/17 09:49	09/08/17 15:06	56-23-5	
Chlorobenzene	**<85.2**	ug/kg	85.2	1	09/08/17 09:49	09/08/17 15:06	108-90-7	
Chloroethane	**<85.2**	ug/kg	85.2	1	09/08/17 09:49	09/08/17 15:06	75-00-3	L2
Chloroform	**<85.2**	ug/kg	85.2	1	09/08/17 09:49	09/08/17 15:06	67-66-3	L2
Chloromethane	**<85.2**	ug/kg	85.2	1	09/08/17 09:49	09/08/17 15:06	74-87-3	
Cyclohexane	**<85.2**	ug/kg	85.2	1	09/08/17 09:49	09/08/17 15:06	110-82-7	
1,2-Dibromo-3-chloropropane	**<85.2**	ug/kg	85.2	1	09/08/17 09:49	09/08/17 15:06	96-12-8	CL,L2
Dibromochloromethane	**<85.2**	ug/kg	85.2	1	09/08/17 09:49	09/08/17 15:06	124-48-1	L2
1,2-Dibromoethane (EDB)	**<85.2**	ug/kg	85.2	1	09/08/17 09:49	09/08/17 15:06	106-93-4	
1,2-Dichlorobenzene	**<85.2**	ug/kg	85.2	1	09/08/17 09:49	09/08/17 15:06	95-50-1	
1,3-Dichlorobenzene	**<85.2**	ug/kg	85.2	1	09/08/17 09:49	09/08/17 15:06	541-73-1	
1,4-Dichlorobenzene	**<85.2**	ug/kg	85.2	1	09/08/17 09:49	09/08/17 15:06	106-46-7	
Dichlorodifluoromethane	**<85.2**	ug/kg	85.2	1	09/08/17 09:49	09/08/17 15:06	75-71-8	
1,1-Dichloroethane	**<85.2**	ug/kg	85.2	1	09/08/17 09:49	09/08/17 15:06	75-34-3	
1,2-Dichloroethane	**<85.2**	ug/kg	85.2	1	09/08/17 09:49	09/08/17 15:06	107-06-2	
1,1-Dichloroethene	**<85.2**	ug/kg	85.2	1	09/08/17 09:49	09/08/17 15:06	75-35-4	L2
cis-1,2-Dichloroethene	**<85.2**	ug/kg	85.2	1	09/08/17 09:49	09/08/17 15:06	156-59-2	
trans-1,2-Dichloroethene	**<85.2**	ug/kg	85.2	1	09/08/17 09:49	09/08/17 15:06	156-60-5	
1,2-Dichloropropane	**<85.2**	ug/kg	85.2	1	09/08/17 09:49	09/08/17 15:06	78-87-5	
cis-1,3-Dichloropropene	**<85.2**	ug/kg	85.2	1	09/08/17 09:49	09/08/17 15:06	10061-01-5	
trans-1,3-Dichloropropene	**<85.2**	ug/kg	85.2	1	09/08/17 09:49	09/08/17 15:06	10061-02-6	
Ethylbenzene	**221**	ug/kg	85.2	1	09/08/17 09:49	09/08/17 15:06	100-41-4	
2-Hexanone	**<85.2**	ug/kg	85.2	1	09/08/17 09:49	09/08/17 15:06	591-78-6	
Isopropylbenzene (Cumene)	**180**	ug/kg	85.2	1	09/08/17 09:49	09/08/17 15:06	98-82-8	
Methyl acetate	**<85.2**	ug/kg	85.2	1	09/08/17 09:49	09/08/17 15:06	79-20-9	CL,IH
Methylcyclohexane	**<85.2**	ug/kg	85.2	1	09/08/17 09:49	09/08/17 15:06	108-87-2	
Methylene Chloride	**<85.2**	ug/kg	85.2	1	09/08/17 09:49	09/08/17 15:06	75-09-2	
4-Methyl-2-pentanone (MIBK)	**<85.2**	ug/kg	85.2	1	09/08/17 09:49	09/08/17 15:06	108-10-1	L2
Methyl-tert-butyl ether	**<85.2**	ug/kg	85.2	1	09/08/17 09:49	09/08/17 15:06	1634-04-4	
Styrene	**<85.2**	ug/kg	85.2	1	09/08/17 09:49	09/08/17 15:06	100-42-5	
1,1,2,2-Tetrachloroethane	**<85.2**	ug/kg	85.2	1	09/08/17 09:49	09/08/17 15:06	79-34-5	CL,L2
Tetrachloroethene	**<85.2**	ug/kg	85.2	1	09/08/17 09:49	09/08/17 15:06	127-18-4	
Toluene	**<85.2**	ug/kg	85.2	1	09/08/17 09:49	09/08/17 15:06	108-88-3	
1,2,4-Trichlorobenzene	**<85.2**	ug/kg	85.2	1	09/08/17 09:49	09/08/17 15:06	120-82-1	
1,1,1-Trichloroethane	**<85.2**	ug/kg	85.2	1	09/08/17 09:49	09/08/17 15:06	71-55-6	
1,1,2-Trichloroethane	**<85.2**	ug/kg	85.2	1	09/08/17 09:49	09/08/17 15:06	79-00-5	L2
Trichloroethene	**<85.2**	ug/kg	85.2	1	09/08/17 09:49	09/08/17 15:06	79-01-6	
Trichlorofluoromethane	**<85.2**	ug/kg	85.2	1	09/08/17 09:49	09/08/17 15:06	75-69-4	L2
1,1,2-Trichlorotrifluoroethane	**<85.2**	ug/kg	85.2	1	09/08/17 09:49	09/08/17 15:06	76-13-1	L2

This report shall not be reproduced, except in full,
without the written consent of Pace Analytical Services, LLC.

Pace Analytical Services, LLC
575 Broad Hollow Road
Melville, NY 11747
(631)694-3040

ANALYTICAL RESULTS

Project: Kodak Hawkeye Facility
Pace Project No.: 7028852

Sample: SB-27 **Lab ID: 7028852004** Collected: 09/01/17 15:30 Received: 09/02/17 10:00 Matrix: Solid

Results reported on a "dry weight" basis and are adjusted for percent moisture, sample size and any dilutions.

Parameters	Results	Units	Report Limit	DF	Prepared	Analyzed	CAS No.	Qual
8260 MSV 5035A-H Med Level	Analytical Method: EPA 8260C Preparation Method: EPA 5035A-H/5030C							
Vinyl chloride	**<85.2**	ug/kg	85.2	1	09/08/17 09:49	09/08/17 15:06	75-01-4	
Xylene (Total)	**114J**	ug/kg	170	1	09/08/17 09:49	09/08/17 15:06	1330-20-7	
Surrogates								
Toluene-d8 (S)	90	%.	43-157	1	09/08/17 09:49	09/08/17 15:06	2037-26-5	
4-Bromofluorobenzene (S)	106	%.	34-145	1	09/08/17 09:49	09/08/17 15:06	460-00-4	
1,2-Dichloroethane-d4 (S)	87	%.	33-150	1	09/08/17 09:49	09/08/17 15:06	17060-07-0	
Percent Moisture	Analytical Method: ASTM D2216-92M							
Percent Moisture	**18.8**	%	0.10	1		09/06/17 18:08		

This report shall not be reproduced, except in full,
without the written consent of Pace Analytical Services, LLC.

Pace Analytical Services, LLC
575 Broad Hollow Road
Melville, NY 11747
(631)694-3040

ANALYTICAL RESULTS

Project: Kodak Hawkeye Facility
Pace Project No.: 7028852

Sample: SB-27 **Lab ID: 7028852005** Collected: 09/01/17 15:30 Received: 09/02/17 10:00 Matrix: Solid

Results reported on a "dry weight" basis and are adjusted for percent moisture, sample size and any dilutions.

Parameters	Results	Units	Report Limit	DF	Prepared	Analyzed	CAS No.	Qual
8270 MSSV	Analytical Method: EPA 8270D Preparation Method: EPA 3545A							
2-Methylnaphthalene	**1430**	ug/kg	85.7	1	09/14/17 11:08	09/19/17 12:07	91-57-6	
Acenaphthene	**<85.7**	ug/kg	85.7	1	09/14/17 11:08	09/19/17 12:07	83-32-9	
Acenaphthylene	**<85.7**	ug/kg	85.7	1	09/14/17 11:08	09/19/17 12:07	208-96-8	
Anthracene	**<85.7**	ug/kg	85.7	1	09/14/17 11:08	09/19/17 12:07	120-12-7	
Benzo(a)anthracene	**<85.7**	ug/kg	85.7	1	09/14/17 11:08	09/19/17 12:07	56-55-3	
Benzo(a)pyrene	**<85.7**	ug/kg	85.7	1	09/14/17 11:08	09/19/17 12:07	50-32-8	
Benzo(b)fluoranthene	**<85.7**	ug/kg	85.7	1	09/14/17 11:08	09/19/17 12:07	205-99-2	
Benzo(g,h,i)perylene	**<85.7**	ug/kg	85.7	1	09/14/17 11:08	09/19/17 12:07	191-24-2	
Benzo(k)fluoranthene	**<85.7**	ug/kg	85.7	1	09/14/17 11:08	09/19/17 12:07	207-08-9	
Chrysene	**<85.7**	ug/kg	85.7	1	09/14/17 11:08	09/19/17 12:07	218-01-9	
Dibenz(a,h)anthracene	**<85.7**	ug/kg	85.7	1	09/14/17 11:08	09/19/17 12:07	53-70-3	
Fluoranthene	**<85.7**	ug/kg	85.7	1	09/14/17 11:08	09/19/17 12:07	206-44-0	
Fluorene	**<85.7**	ug/kg	85.7	1	09/14/17 11:08	09/19/17 12:07	86-73-7	
Indeno(1,2,3-cd)pyrene	**<85.7**	ug/kg	85.7	1	09/14/17 11:08	09/19/17 12:07	193-39-5	
Naphthalene	**1240**	ug/kg	85.7	1	09/14/17 11:08	09/19/17 12:07	91-20-3	
Phenanthrene	**<85.7**	ug/kg	85.7	1	09/14/17 11:08	09/19/17 12:07	85-01-8	
Pyrene	**<85.7**	ug/kg	85.7	1	09/14/17 11:08	09/19/17 12:07	129-00-0	
Surrogates								
Nitrobenzene-d5 (S)	48	%.	23-120	1	09/14/17 11:08	09/19/17 12:07	4165-60-0	
2-Fluorobiphenyl (S)	51	%.	30-115	1	09/14/17 11:08	09/19/17 12:07	321-60-8	
p-Terphenyl-d14 (S)	68	%.	18-137	1	09/14/17 11:08	09/19/17 12:07	1718-51-0	
Phenol-d5 (S)	54	%.	24-113	1	09/14/17 11:08	09/19/17 12:07	4165-62-2	
2-Fluorophenol (S)	49	%.	25-121	1	09/14/17 11:08	09/19/17 12:07	367-12-4	
2,4,6-Tribromophenol (S)	53	%.	19-122	1	09/14/17 11:08	09/19/17 12:07	118-79-6	
2-Chlorophenol-d4 (S)	49	%.	20-130	1	09/14/17 11:08	09/19/17 12:07	93951-73-6	
1,2-Dichlorobenzene-d4 (S)	44	%.	20-130	1	09/14/17 11:08	09/19/17 12:07	2199-69-1	
Percent Moisture	Analytical Method: ASTM D2216-92M							
Percent Moisture	**22.2**	%	0.10	1		09/06/17 18:08		

This report shall not be reproduced, except in full,
without the written consent of Pace Analytical Services, LLC.

Pace Analytical Services, LLC
575 Broad Hollow Road
Melville, NY 11747
(631)694-3040

ANALYTICAL RESULTS

Project: Kodak Hawkeye Facility
Pace Project No.: 7028852

Sample: BLIND DUP-4 **Lab ID: 7028852006** Collected: 09/01/17 00:00 Received: 09/02/17 10:00 Matrix: Solid

Results reported on a "dry weight" basis and are adjusted for percent moisture, sample size and any dilutions.

Parameters	Results	Units	Report Limit	DF	Prepared	Analyzed	CAS No.	Qual
6010 MET ICP	Analytical Method: EPA 6010C Preparation Method: EPA 3050B							
Aluminum	**6500**	mg/kg	11.7	1	09/11/17 12:15	09/12/17 12:47	7429-90-5	
Antimony	**<3.5**	mg/kg	3.5	1	09/11/17 12:15	09/12/17 12:47	7440-36-0	
Arsenic	**8.0**	mg/kg	0.59	1	09/11/17 12:15	09/12/17 12:47	7440-38-2	
Barium	**47.1**	mg/kg	11.7	1	09/11/17 12:15	09/12/17 12:47	7440-39-3	
Beryllium	**0.14J**	mg/kg	0.29	1	09/11/17 12:15	09/12/17 12:47	7440-41-7	
Cadmium	**0.42**	mg/kg	0.15	1	09/11/17 12:15	09/12/17 12:47	7440-43-9	
Calcium	**99700**	mg/kg	587	10	09/11/17 12:15	09/12/17 15:27	7440-70-2	
Chromium	**8.3**	mg/kg	0.59	1	09/11/17 12:15	09/12/17 12:47	7440-47-3	
Cobalt	**6.3**	mg/kg	2.9	1	09/11/17 12:15	09/12/17 12:47	7440-48-4	
Copper	**19.8**	mg/kg	1.5	1	09/11/17 12:15	09/12/17 12:47	7440-50-8	
Iron	**14900**	mg/kg	5.9	1	09/11/17 12:15	09/12/17 12:47	7439-89-6	
Lead	**10.8**	mg/kg	0.29	1	09/11/17 12:15	09/12/17 12:47	7439-92-1	
Magnesium	**13800**	mg/kg	58.7	1	09/11/17 12:15	09/12/17 12:47	7439-95-4	
Manganese	**778**	mg/kg	0.88	1	09/11/17 12:15	09/12/17 12:47	7439-96-5	
Nickel	**13.3**	mg/kg	2.3	1	09/11/17 12:15	09/12/17 12:47	7440-02-0	
Potassium	**1770**	mg/kg	294	1	09/11/17 12:15	09/12/17 12:47	7440-09-7	
Selenium	**<0.59**	mg/kg	0.59	1	09/11/17 12:15	09/12/17 12:47	7782-49-2	
Silver	**<0.59**	mg/kg	0.59	1	09/11/17 12:15	09/12/17 12:47	7440-22-4	
Sodium	**1840**	mg/kg	294	1	09/11/17 12:15	09/12/17 12:47	7440-23-5	
Thallium	**0.79**	mg/kg	0.59	1	09/11/17 12:15	09/12/17 12:47	7440-28-0	
Vanadium	**15.5**	mg/kg	2.9	1	09/11/17 12:15	09/12/17 12:47	7440-62-2	
Zinc	**47.5**	mg/kg	1.2	1	09/11/17 12:15	09/12/17 12:47	7440-66-6	
7471 Mercury	Analytical Method: EPA 7471B Preparation Method: EPA 7471B							
Mercury	**0.043**	mg/kg	0.042	1	09/12/17 11:19	09/12/17 17:20	7439-97-6	B
8260 MSV 5035A-H Med Level	Analytical Method: EPA 8260C Preparation Method: EPA 5035A-H/5030C							
Acetone	**<82.4**	ug/kg	82.4	1	09/08/17 09:49	09/08/17 15:24	67-64-1	
Benzene	**<82.4**	ug/kg	82.4	1	09/08/17 09:49	09/08/17 15:24	71-43-2	
Bromodichloromethane	**<82.4**	ug/kg	82.4	1	09/08/17 09:49	09/08/17 15:24	75-27-4	
Bromoform	**<82.4**	ug/kg	82.4	1	09/08/17 09:49	09/08/17 15:24	75-25-2	
Bromomethane	**<82.4**	ug/kg	82.4	1	09/08/17 09:49	09/08/17 15:24	74-83-9	
2-Butanone (MEK)	**97.7**	ug/kg	82.4	1	09/08/17 09:49	09/08/17 15:24	78-93-3	CL
Carbon disulfide	**<82.4**	ug/kg	82.4	1	09/08/17 09:49	09/08/17 15:24	75-15-0	L2
Carbon tetrachloride	**<82.4**	ug/kg	82.4	1	09/08/17 09:49	09/08/17 15:24	56-23-5	
Chlorobenzene	**<82.4**	ug/kg	82.4	1	09/08/17 09:49	09/08/17 15:24	108-90-7	
Chloroethane	**<82.4**	ug/kg	82.4	1	09/08/17 09:49	09/08/17 15:24	75-00-3	L2
Chloroform	**<82.4**	ug/kg	82.4	1	09/08/17 09:49	09/08/17 15:24	67-66-3	L2
Chloromethane	**<82.4**	ug/kg	82.4	1	09/08/17 09:49	09/08/17 15:24	74-87-3	
Cyclohexane	**<82.4**	ug/kg	82.4	1	09/08/17 09:49	09/08/17 15:24	110-82-7	
1,2-Dibromo-3-chloropropane	**<82.4**	ug/kg	82.4	1	09/08/17 09:49	09/08/17 15:24	96-12-8	CL,L2
Dibromochloromethane	**<82.4**	ug/kg	82.4	1	09/08/17 09:49	09/08/17 15:24	124-48-1	L2
1,2-Dibromoethane (EDB)	**<82.4**	ug/kg	82.4	1	09/08/17 09:49	09/08/17 15:24	106-93-4	
1,2-Dichlorobenzene	**<82.4**	ug/kg	82.4	1	09/08/17 09:49	09/08/17 15:24	95-50-1	
1,3-Dichlorobenzene	**<82.4**	ug/kg	82.4	1	09/08/17 09:49	09/08/17 15:24	541-73-1	

This report shall not be reproduced, except in full,
without the written consent of Pace Analytical Services, LLC.

Pace Analytical Services, LLC
575 Broad Hollow Road
Melville, NY 11747
(631)694-3040

ANALYTICAL RESULTS

Project: Kodak Hawkeye Facility
Pace Project No.: 7028852

Sample: BLIND DUP-4 **Lab ID: 7028852006** Collected: 09/01/17 00:00 Received: 09/02/17 10:00 Matrix: Solid

Results reported on a "dry weight" basis and are adjusted for percent moisture, sample size and any dilutions.

Parameters	Results	Units	Report Limit	DF	Prepared	Analyzed	CAS No.	Qual
8260 MSV 5035A-H Med Level	Analytical Method: EPA 8260C Preparation Method: EPA 5035A-H/5030C							
1,4-Dichlorobenzene	**<82.4**	ug/kg	82.4	1	09/08/17 09:49	09/08/17 15:24	106-46-7	
Dichlorodifluoromethane	**<82.4**	ug/kg	82.4	1	09/08/17 09:49	09/08/17 15:24	75-71-8	
1,1-Dichloroethane	**<82.4**	ug/kg	82.4	1	09/08/17 09:49	09/08/17 15:24	75-34-3	
1,2-Dichloroethane	**<82.4**	ug/kg	82.4	1	09/08/17 09:49	09/08/17 15:24	107-06-2	
1,1-Dichloroethene	**<82.4**	ug/kg	82.4	1	09/08/17 09:49	09/08/17 15:24	75-35-4	L2
cis-1,2-Dichloroethene	**<82.4**	ug/kg	82.4	1	09/08/17 09:49	09/08/17 15:24	156-59-2	
trans-1,2-Dichloroethene	**<82.4**	ug/kg	82.4	1	09/08/17 09:49	09/08/17 15:24	156-60-5	
1,2-Dichloropropane	**<82.4**	ug/kg	82.4	1	09/08/17 09:49	09/08/17 15:24	78-87-5	
cis-1,3-Dichloropropene	**<82.4**	ug/kg	82.4	1	09/08/17 09:49	09/08/17 15:24	10061-01-5	
trans-1,3-Dichloropropene	**<82.4**	ug/kg	82.4	1	09/08/17 09:49	09/08/17 15:24	10061-02-6	
Ethylbenzene	**856**	ug/kg	82.4	1	09/08/17 09:49	09/08/17 15:24	100-41-4	
2-Hexanone	**<82.4**	ug/kg	82.4	1	09/08/17 09:49	09/08/17 15:24	591-78-6	
Isopropylbenzene (Cumene)	**349**	ug/kg	82.4	1	09/08/17 09:49	09/08/17 15:24	98-82-8	
Methyl acetate	**<82.4**	ug/kg	82.4	1	09/08/17 09:49	09/08/17 15:24	79-20-9	CL,IH
Methylcyclohexane	**<82.4**	ug/kg	82.4	1	09/08/17 09:49	09/08/17 15:24	108-87-2	
Methylene Chloride	**<82.4**	ug/kg	82.4	1	09/08/17 09:49	09/08/17 15:24	75-09-2	
4-Methyl-2-pentanone (MIBK)	**<82.4**	ug/kg	82.4	1	09/08/17 09:49	09/08/17 15:24	108-10-1	L2
Methyl-tert-butyl ether	**<82.4**	ug/kg	82.4	1	09/08/17 09:49	09/08/17 15:24	1634-04-4	
Styrene	**<82.4**	ug/kg	82.4	1	09/08/17 09:49	09/08/17 15:24	100-42-5	
1,1,2,2-Tetrachloroethane	**<82.4**	ug/kg	82.4	1	09/08/17 09:49	09/08/17 15:24	79-34-5	CL,L2
Tetrachloroethene	**<82.4**	ug/kg	82.4	1	09/08/17 09:49	09/08/17 15:24	127-18-4	
Toluene	**<82.4**	ug/kg	82.4	1	09/08/17 09:49	09/08/17 15:24	108-88-3	
1,2,4-Trichlorobenzene	**<82.4**	ug/kg	82.4	1	09/08/17 09:49	09/08/17 15:24	120-82-1	
1,1,1-Trichloroethane	**<82.4**	ug/kg	82.4	1	09/08/17 09:49	09/08/17 15:24	71-55-6	
1,1,2-Trichloroethane	**<82.4**	ug/kg	82.4	1	09/08/17 09:49	09/08/17 15:24	79-00-5	L2
Trichloroethene	**<82.4**	ug/kg	82.4	1	09/08/17 09:49	09/08/17 15:24	79-01-6	
Trichlorofluoromethane	**<82.4**	ug/kg	82.4	1	09/08/17 09:49	09/08/17 15:24	75-69-4	L2
1,1,2-Trichlorotrifluoroethane	**<82.4**	ug/kg	82.4	1	09/08/17 09:49	09/08/17 15:24	76-13-1	L2
Vinyl chloride	**<82.4**	ug/kg	82.4	1	09/08/17 09:49	09/08/17 15:24	75-01-4	
Xylene (Total)	**115J**	ug/kg	165	1	09/08/17 09:49	09/08/17 15:24	1330-20-7	
Surrogates								
Toluene-d8 (S)	84	%.	43-157	1	09/08/17 09:49	09/08/17 15:24	2037-26-5	
4-Bromofluorobenzene (S)	106	%.	34-145	1	09/08/17 09:49	09/08/17 15:24	460-00-4	
1,2-Dichloroethane-d4 (S)	87	%.	33-150	1	09/08/17 09:49	09/08/17 15:24	17060-07-0	
Percent Moisture	Analytical Method: ASTM D2216-92M							
Percent Moisture	**14.7**	%	0.10	1		09/06/17 18:08		

This report shall not be reproduced, except in full,
without the written consent of Pace Analytical Services, LLC.

Pace Analytical Services, LLC
575 Broad Hollow Road
Melville, NY 11747
(631)694-3040

ANALYTICAL RESULTS

Project: Kodak Hawkeye Facility
Pace Project No.: 7028852

Sample: BLIND DUP-5 **Lab ID: 7028852007** Collected: 09/01/17 00:00 Received: 09/02/17 10:00 Matrix: Solid

Results reported on a "dry weight" basis and are adjusted for percent moisture, sample size and any dilutions.

Parameters	Results	Units	Report Limit	DF	Prepared	Analyzed	CAS No.	Qual
8270 MSSV	Analytical Method: EPA 8270D Preparation Method: EPA 3545A							
2-Methylnaphthalene	**194**	ug/kg	74.5	1	09/06/17 12:00	09/08/17 21:23	91-57-6	
Acenaphthene	**<74.5**	ug/kg	74.5	1	09/06/17 12:00	09/08/17 21:23	83-32-9	
Acenaphthylene	**<74.5**	ug/kg	74.5	1	09/06/17 12:00	09/08/17 21:23	208-96-8	
Anthracene	**<74.5**	ug/kg	74.5	1	09/06/17 12:00	09/08/17 21:23	120-12-7	
Benzo(a)anthracene	**<74.5**	ug/kg	74.5	1	09/06/17 12:00	09/08/17 21:23	56-55-3	
Benzo(a)pyrene	**<74.5**	ug/kg	74.5	1	09/06/17 12:00	09/08/17 21:23	50-32-8	
Benzo(b)fluoranthene	**<74.5**	ug/kg	74.5	1	09/06/17 12:00	09/08/17 21:23	205-99-2	
Benzo(g,h,i)perylene	**<74.5**	ug/kg	74.5	1	09/06/17 12:00	09/08/17 21:23	191-24-2	L1
Benzo(k)fluoranthene	**<74.5**	ug/kg	74.5	1	09/06/17 12:00	09/08/17 21:23	207-08-9	
Chrysene	**<74.5**	ug/kg	74.5	1	09/06/17 12:00	09/08/17 21:23	218-01-9	
Dibenz(a,h)anthracene	**<74.5**	ug/kg	74.5	1	09/06/17 12:00	09/08/17 21:23	53-70-3	L1
Fluoranthene	**<74.5**	ug/kg	74.5	1	09/06/17 12:00	09/08/17 21:23	206-44-0	
Fluorene	**<74.5**	ug/kg	74.5	1	09/06/17 12:00	09/08/17 21:23	86-73-7	
Indeno(1,2,3-cd)pyrene	**<74.5**	ug/kg	74.5	1	09/06/17 12:00	09/08/17 21:23	193-39-5	L1
Naphthalene	**139**	ug/kg	74.5	1	09/06/17 12:00	09/08/17 21:23	91-20-3	
Phenanthrene	**<74.5**	ug/kg	74.5	1	09/06/17 12:00	09/08/17 21:23	85-01-8	
Pyrene	**<74.5**	ug/kg	74.5	1	09/06/17 12:00	09/08/17 21:23	129-00-0	
Surrogates								
Nitrobenzene-d5 (S)	41	%.	23-120	1	09/06/17 12:00	09/08/17 21:23	4165-60-0	
2-Fluorobiphenyl (S)	63	%.	30-115	1	09/06/17 12:00	09/08/17 21:23	321-60-8	
p-Terphenyl-d14 (S)	80	%.	18-137	1	09/06/17 12:00	09/08/17 21:23	1718-51-0	
Phenol-d5 (S)	58	%.	24-113	1	09/06/17 12:00	09/08/17 21:23	4165-62-2	
2-Fluorophenol (S)	58	%.	25-121	1	09/06/17 12:00	09/08/17 21:23	367-12-4	
2,4,6-Tribromophenol (S)	43	%.	19-122	1	09/06/17 12:00	09/08/17 21:23	118-79-6	
2-Chlorophenol-d4 (S)	59	%.	20-130	1	09/06/17 12:00	09/08/17 21:23	93951-73-6	
1,2-Dichlorobenzene-d4 (S)	86	%.	20-130	1	09/06/17 12:00	09/08/17 21:23	2199-69-1	
Percent Moisture	Analytical Method: ASTM D2216-92M							
Percent Moisture	**10.1**	%	0.10	1		09/08/17 01:16		

This report shall not be reproduced, except in full,
without the written consent of Pace Analytical Services, LLC.

Pace Analytical Services, LLC
575 Broad Hollow Road
Melville, NY 11747
(631)694-3040

QUALITY CONTROL DATA

Project: Kodak Hawkeye Facility
Pace Project No.: 7028852

QC Batch: 38690 | Analysis Method: EPA 7471B
QC Batch Method: EPA 7471B | Analysis Description: 7471 Mercury
Associated Lab Samples: 7028852001, 7028852003, 7028852006

METHOD BLANK: 179696 | Matrix: Solid
Associated Lab Samples: 7028852001, 7028852003, 7028852006

Parameter	Units	Blank Result	Reporting Limit	Analyzed	Qualifiers
Mercury	mg/kg	0.024J	0.033	09/12/17 16:29	

LABORATORY CONTROL SAMPLE: 179697

Parameter	Units	Spike Conc.	LCS Result	LCS % Rec	% Rec Limits	Qualifiers
Mercury	mg/kg	.17	0.18	108	80-120	

MATRIX SPIKE SAMPLE: 179698

Parameter	Units	7028849008 Result	Spike Conc.	MS Result	MS % Rec	% Rec Limits	Qualifiers
Mercury	mg/kg	0.13	.29	0.71	201	80-120	M1

MATRIX SPIKE SAMPLE: 179700

Parameter	Units	7028852003 Result	Spike Conc.	MS Result	MS % Rec	% Rec Limits	Qualifiers
Mercury	mg/kg	0.045	.24	0.11	29	80-120	M1

SAMPLE DUPLICATE: 179699

Parameter	Units	7028849008 Result	Dup Result	RPD	Qualifiers
Mercury	mg/kg	0.13	0.16	17	

SAMPLE DUPLICATE: 179701

Parameter	Units	7028852003 Result	Dup Result	RPD	Qualifiers
Mercury	mg/kg	0.045	0.045J		

Results presented on this page are in the units indicated by the "Units" column except where an alternate unit is presented to the right of the result.

This report shall not be reproduced, except in full,
without the written consent of Pace Analytical Services, LLC.

Pace Analytical Services, LLC
575 Broad Hollow Road
Melville, NY 11747
(631)694-3040

QUALITY CONTROL DATA

Project: Kodak Hawkeye Facility
Pace Project No.: 7028852

QC Batch: 38550 | Analysis Method: EPA 6010C
QC Batch Method: EPA 3050B | Analysis Description: 6010 MET
Associated Lab Samples: 7028852001, 7028852003, 7028852006

METHOD BLANK: 179035 | Matrix: Solid
Associated Lab Samples: 7028852001, 7028852003, 7028852006

Parameter	Units	Blank Result	Reporting Limit	Analyzed	Qualifiers
Aluminum	mg/kg	<10.0	10.0	09/12/17 13:03	
Antimony	mg/kg	<3.0	3.0	09/12/17 13:03	
Arsenic	mg/kg	<0.50	0.50	09/12/17 13:03	
Barium	mg/kg	<10.0	10.0	09/12/17 13:03	
Beryllium	mg/kg	<0.25	0.25	09/12/17 13:03	
Cadmium	mg/kg	<0.12	0.12	09/12/17 13:03	
Calcium	mg/kg	<50.0	50.0	09/12/17 13:03	
Chromium	mg/kg	<0.50	0.50	09/12/17 13:03	
Cobalt	mg/kg	<2.5	2.5	09/12/17 13:03	
Copper	mg/kg	<1.2	1.2	09/12/17 13:03	
Iron	mg/kg	<5.0	5.0	09/12/17 13:03	
Lead	mg/kg	<0.25	0.25	09/12/17 13:03	
Magnesium	mg/kg	<50.0	50.0	09/12/17 13:03	
Manganese	mg/kg	<0.75	0.75	09/12/17 13:03	
Nickel	mg/kg	<2.0	2.0	09/12/17 13:03	
Potassium	mg/kg	<250	250	09/12/17 13:03	
Selenium	mg/kg	<0.50	0.50	09/12/17 13:03	
Silver	mg/kg	<0.50	0.50	09/12/17 13:03	
Sodium	mg/kg	<250	250	09/12/17 13:03	
Thallium	mg/kg	<0.50	0.50	09/12/17 13:03	
Vanadium	mg/kg	<2.5	2.5	09/12/17 13:03	
Zinc	mg/kg	<1.0	1.0	09/12/17 13:03	

LABORATORY CONTROL SAMPLE: 179036

Parameter	Units	Spike Conc.	LCS Result	LCS % Rec	% Rec Limits	Qualifiers
Aluminum	mg/kg	8750	7900	90	55-146	
Antimony	mg/kg	117	81.1	69	1-204	
Arsenic	mg/kg	29.5	30.8	104	80-120	
Barium	mg/kg	198	199	101	80-120	
Beryllium	mg/kg	91.8	91.9	100	80-120	
Cadmium	mg/kg	71.4	70.0	98	80-120	
Calcium	mg/kg	6300	6180	98	80-120	
Chromium	mg/kg	102	96.1	94	80-120	
Cobalt	mg/kg	51.3	52.3	102	80-120	
Copper	mg/kg	153	151	99	80-120	
Iron	mg/kg	15200	14500	96	47-153	
Lead	mg/kg	139	138	99	80-120	
Magnesium	mg/kg	2750	2630	96	80-120	
Manganese	mg/kg	269	263	98	80-120	

Results presented on this page are in the units indicated by the "Units" column except where an alternate unit is presented to the right of the result.

This report shall not be reproduced, except in full,
without the written consent of Pace Analytical Services, LLC.

Pace Analytical Services, LLC
575 Broad Hollow Road
Melville, NY 11747
(631)694-3040

QUALITY CONTROL DATA

Project: Kodak Hawkeye Facility
Pace Project No.: 7028852

LABORATORY CONTROL SAMPLE: 179036

Parameter	Units	Spike Conc.	LCS Result	LCS % Rec	% Rec Limits	Qualifiers
Nickel	mg/kg	129	130	101	80-120	
Potassium	mg/kg	2420	2420	100	71-129	
Selenium	mg/kg	60.5	59.1	98	80-120	
Silver	mg/kg	36.3	36.9	102	80-120	
Sodium	mg/kg	817	687	84	72-128	
Thallium	mg/kg	101	105	104	80-120	
Vanadium	mg/kg	81.1	79.2	98	80-120	
Zinc	mg/kg	223	219	99	80-120	

MATRIX SPIKE SAMPLE: 179038

Parameter	Units	7028849008 Result	Spike Conc.	MS Result	MS % Rec	% Rec Limits	Qualifiers
Aluminum	mg/kg	8350	283	15500	2510	75-125	M1
Antimony	mg/kg	<3.9	42.5	21.5	51	75-125	M1
Arsenic	mg/kg	14.3	28.3	38.9	87	75-125	
Barium	mg/kg	83.1	28.3	101	64	75-125	M1
Beryllium	mg/kg	0.35	2.8	3.1	97	75-125	
Cadmium	mg/kg	0.50	2.8	3.2	97	75-125	
Calcium	mg/kg	14000	1420	29000	1060	75-125	M1
Chromium	mg/kg	5.3	14.2	22.8	123	75-125	
Cobalt	mg/kg	6.9	28.3	33.3	93	75-125	
Copper	mg/kg	25.8	14.2	43.3	124	75-125	
Iron	mg/kg	22100	113	31600	8390	75-125	M6
Lead	mg/kg	16.6	28.3	59.3	151	75-125	M1
Magnesium	mg/kg	4570	1420	7290	191	75-125	M1
Manganese	mg/kg	898	14.2	850	-334	75-125	M1
Nickel	mg/kg	16.8	14.2	34.2	123	75-125	
Potassium	mg/kg	1580	2830	5740	147	75-125	M1
Selenium	mg/kg	<0.66	42.5	36.3	86	75-125	
Silver	mg/kg	1.2	14.2	9.8	61	75-125	M1
Sodium	mg/kg	1720	2830	4660	104	75-125	
Thallium	mg/kg	0.97	42.5	37.4	86	75-125	
Vanadium	mg/kg	16.6	28.3	51.2	122	75-125	
Zinc	mg/kg	62.3	56.7	130	119	75-125	

MATRIX SPIKE SAMPLE: 179040

Parameter	Units	7028852003 Result	Spike Conc.	MS Result	MS % Rec	% Rec Limits	Qualifiers
Aluminum	mg/kg	3870	272	6280	884	75-125	M1
Antimony	mg/kg	<3.7	40.9	27.9	68	75-125	M1
Arsenic	mg/kg	4.3	27.2	30.3	95	75-125	
Barium	mg/kg	36.3	27.2	57.0	76	75-125	
Beryllium	mg/kg	0.058J	2.7	2.6	93	75-125	
Cadmium	mg/kg	0.24	2.7	2.7	91	75-125	

Results presented on this page are in the units indicated by the "Units" column except where an alternate unit is presented to the right of the result.

REPORT OF LABORATORY ANALYSIS

This report shall not be reproduced, except in full,
without the written consent of Pace Analytical Services, LLC.

Pace Analytical Services, LLC
575 Broad Hollow Road
Melville, NY 11747
(631)694-3040

QUALITY CONTROL DATA

Project: Kodak Hawkeye Facility
Pace Project No.: 7028852

MATRIX SPIKE SAMPLE: 179040

Parameter	Units	7028852003 Result	Spike Conc.	MS Result	MS % Rec	% Rec Limits	Qualifiers
Calcium	mg/kg	42400	1360	67200	1820	75-125	M6
Chromium	mg/kg	6.1	13.6	20.1	103	75-125	
Cobalt	mg/kg	4.1	27.2	28.2	89	75-125	
Copper	mg/kg	13.9	13.6	25.6	86	75-125	
Iron	mg/kg	9690	109	9860	157	75-125	M1
Lead	mg/kg	7.2	27.2	29.8	83	75-125	
Magnesium	mg/kg	10500	1360	22400	876	75-125	M1
Manganese	mg/kg	350	13.6	420	515	75-125	M1
Nickel	mg/kg	8.7	13.6	20.2	85	75-125	
Potassium	mg/kg	1060	2720	4710	134	75-125	M1
Selenium	mg/kg	<0.62	40.9	37.2	91	75-125	
Silver	mg/kg	<0.62	13.6	7.4	54	75-125	M1
Sodium	mg/kg	1330	2720	4120	102	75-125	
Thallium	mg/kg	0.26J	40.9	36.5	89	75-125	
Vanadium	mg/kg	11.5	27.2	39.0	101	75-125	
Zinc	mg/kg	53.3	54.5	92.4	72	75-125	M1

SAMPLE DUPLICATE: 179037

Parameter	Units	7028849008 Result	Dup Result	RPD	Qualifiers
Aluminum	mg/kg	8350	10300	21	D6
Antimony	mg/kg	<3.9	<3.8		
Arsenic	mg/kg	14.3	21.3	39	D6
Barium	mg/kg	83.1	109	27	D6
Beryllium	mg/kg	0.35	0.38	10	
Cadmium	mg/kg	0.50	0.66	27	D6
Calcium	mg/kg	14000	17800	24	D6
Chromium	mg/kg	5.3	7.4	32	D6
Cobalt	mg/kg	6.9	7.8	12	
Copper	mg/kg	25.8	29.7	14	
Iron	mg/kg	22100	31900	36	D6
Lead	mg/kg	16.6	17.6	6	
Magnesium	mg/kg	4570	6740	38	D6
Manganese	mg/kg	898	929	3	
Nickel	mg/kg	16.8	20.2	18	
Potassium	mg/kg	1580	1890	18	
Selenium	mg/kg	<0.66	3.6		
Silver	mg/kg	1.2	2.3	64	D6
Sodium	mg/kg	1720	2000	15	
Thallium	mg/kg	0.97	1.9	64	D6
Vanadium	mg/kg	16.6	20.9	23	D6
Zinc	mg/kg	62.3	73.1	16	

Results presented on this page are in the units indicated by the "Units" column except where an alternate unit is presented to the right of the result.

This report shall not be reproduced, except in full,
without the written consent of Pace Analytical Services, LLC.

Pace Analytical Services, LLC
575 Broad Hollow Road
Melville, NY 11747
(631)694-3040

QUALITY CONTROL DATA

Project: Kodak Hawkeye Facility
Pace Project No.: 7028852

SAMPLE DUPLICATE: 179039

Parameter	Units	7028852003 Result	Dup Result	RPD	Qualifiers
Aluminum	mg/kg	3870	3780	2	
Antimony	mg/kg	<3.7	<3.3		
Arsenic	mg/kg	4.3	4.4	2	
Barium	mg/kg	36.3	29.2	22	D6
Beryllium	mg/kg	0.058J	0.056J		
Cadmium	mg/kg	0.24	0.23	4	
Calcium	mg/kg	42400	42100	1	
Chromium	mg/kg	6.1	5.5	10	
Cobalt	mg/kg	4.1	4.2	4	
Copper	mg/kg	13.9	13.4	3	
Iron	mg/kg	9690	9570	1	
Lead	mg/kg	7.2	6.0	17	
Magnesium	mg/kg	10500	10000	4	
Manganese	mg/kg	350	339	3	
Nickel	mg/kg	8.7	8.6	1	
Potassium	mg/kg	1060	1050	1	
Selenium	mg/kg	<0.62	<0.55		
Silver	mg/kg	<0.62	<0.55		
Sodium	mg/kg	1330	1330	0	
Thallium	mg/kg	0.26J	0.30J		
Vanadium	mg/kg	11.5	11.5	0	
Zinc	mg/kg	53.3	39.3	30	D6

Results presented on this page are in the units indicated by the "Units" column except where an alternate unit is presented to the right of the result.

This report shall not be reproduced, except in full,
without the written consent of Pace Analytical Services, LLC.

Pace Analytical Services, LLC
575 Broad Hollow Road
Melville, NY 11747
(631)694-3040

QUALITY CONTROL DATA

Project: Kodak Hawkeye Facility
Pace Project No.: 7028852

QC Batch: 38623
QC Batch Method: EPA 5035A-L
Associated Lab Samples: 7028852001

Analysis Method: EPA 8260C
Analysis Description: 8260 MSV 5035A-L Low Level

METHOD BLANK: 179605
Matrix: Solid
Associated Lab Samples: 7028852001

Parameter	Units	Blank Result	Reporting Limit	Analyzed	Qualifiers
1,1,1-Trichloroethane	ug/kg	<1.9	1.9	09/08/17 11:22	
1,1,2,2-Tetrachloroethane	ug/kg	<1.9	1.9	09/08/17 11:22	
1,1,2-Trichloroethane	ug/kg	<1.9	1.9	09/08/17 11:22	
1,1,2-Trichlorotrifluoroethane	ug/kg	<1.9	1.9	09/08/17 11:22	
1,1-Dichloroethane	ug/kg	<1.9	1.9	09/08/17 11:22	IH
1,1-Dichloroethene	ug/kg	<1.9	1.9	09/08/17 11:22	
1,2,4-Trichlorobenzene	ug/kg	<1.9	1.9	09/08/17 11:22	
1,2-Dibromo-3-chloropropane	ug/kg	<1.9	1.9	09/08/17 11:22	
1,2-Dibromoethane (EDB)	ug/kg	<1.9	1.9	09/08/17 11:22	
1,2-Dichlorobenzene	ug/kg	<1.9	1.9	09/08/17 11:22	
1,2-Dichloroethane	ug/kg	<1.9	1.9	09/08/17 11:22	
1,2-Dichloropropane	ug/kg	<1.9	1.9	09/08/17 11:22	
1,3-Dichlorobenzene	ug/kg	<1.9	1.9	09/08/17 11:22	
1,4-Dichlorobenzene	ug/kg	<1.9	1.9	09/08/17 11:22	
2-Butanone (MEK)	ug/kg	<1.9	1.9	09/08/17 11:22	
2-Hexanone	ug/kg	<1.9	1.9	09/08/17 11:22	
4-Methyl-2-pentanone (MIBK)	ug/kg	<1.9	1.9	09/08/17 11:22	
Acetone	ug/kg	<1.9	1.9	09/08/17 11:22	
Benzene	ug/kg	<1.9	1.9	09/08/17 11:22	
Bromodichloromethane	ug/kg	<1.9	1.9	09/08/17 11:22	
Bromoform	ug/kg	<1.9	1.9	09/08/17 11:22	
Bromomethane	ug/kg	<1.9	1.9	09/08/17 11:22	
Carbon disulfide	ug/kg	<1.9	1.9	09/08/17 11:22	
Carbon tetrachloride	ug/kg	<1.9	1.9	09/08/17 11:22	
Chlorobenzene	ug/kg	<1.9	1.9	09/08/17 11:22	
Chloroethane	ug/kg	<1.9	1.9	09/08/17 11:22	
Chloroform	ug/kg	<1.9	1.9	09/08/17 11:22	
Chloromethane	ug/kg	<1.9	1.9	09/08/17 11:22	
cis-1,2-Dichloroethene	ug/kg	<1.9	1.9	09/08/17 11:22	
cis-1,3-Dichloropropene	ug/kg	<1.9	1.9	09/08/17 11:22	
Cyclohexane	ug/kg	<1.9	1.9	09/08/17 11:22	
Dibromochloromethane	ug/kg	<1.9	1.9	09/08/17 11:22	
Dichlorodifluoromethane	ug/kg	<1.9	1.9	09/08/17 11:22	
Ethylbenzene	ug/kg	<1.9	1.9	09/08/17 11:22	
Isopropylbenzene (Cumene)	ug/kg	<1.9	1.9	09/08/17 11:22	
Methyl acetate	ug/kg	<1.9	1.9	09/08/17 11:22	IH
Methyl-tert-butyl ether	ug/kg	<1.9	1.9	09/08/17 11:22	
Methylcyclohexane	ug/kg	<1.9	1.9	09/08/17 11:22	
Methylene Chloride	ug/kg	1.1J	1.9	09/08/17 11:22	
Styrene	ug/kg	<1.9	1.9	09/08/17 11:22	
Tetrachloroethene	ug/kg	<1.9	1.9	09/08/17 11:22	

Results presented on this page are in the units indicated by the "Units" column except where an alternate unit is presented to the right of the result.

REPORT OF LABORATORY ANALYSIS

This report shall not be reproduced, except in full,
without the written consent of Pace Analytical Services, LLC.

Pace Analytical Services, LLC
575 Broad Hollow Road
Melville, NY 11747
(631)694-3040

QUALITY CONTROL DATA

Project: Kodak Hawkeye Facility
Pace Project No.: 7028852

METHOD BLANK: 179605 Matrix: Solid
Associated Lab Samples: 7028852001

Parameter	Units	Blank Result	Reporting Limit	Analyzed	Qualifiers
Toluene	ug/kg	<1.9	1.9	09/08/17 11:22	
trans-1,2-Dichloroethene	ug/kg	<1.9	1.9	09/08/17 11:22	
trans-1,3-Dichloropropene	ug/kg	<1.9	1.9	09/08/17 11:22	
Trichloroethene	ug/kg	<1.9	1.9	09/08/17 11:22	
Trichlorofluoromethane	ug/kg	<1.9	1.9	09/08/17 11:22	
Vinyl chloride	ug/kg	<1.9	1.9	09/08/17 11:22	
Xylene (Total)	ug/kg	<3.9	3.9	09/08/17 11:22	
1,2-Dichloroethane-d4 (S)	%.	103	33-150	09/08/17 11:22	
4-Bromofluorobenzene (S)	%.	100	34-145	09/08/17 11:22	
Toluene-d8 (S)	%.	91	43-157	09/08/17 11:22	

LABORATORY CONTROL SAMPLE: 179606

Parameter	Units	Spike Conc.	LCS Result	LCS % Rec	% Rec Limits	Qualifiers
1,1,1-Trichloroethane	ug/kg	51.1	55.3	108	59-134	
1,1,2,2-Tetrachloroethane	ug/kg	51.1	51.0	100	69-132	
1,1,2-Trichloroethane	ug/kg	51.1	58.4	114	73-135	
1,1,2-Trichlorotrifluoroethane	ug/kg	51.1	58.2	114	45-156	CH
1,1-Dichloroethane	ug/kg	51.1	60.0	117	53-160	IH
1,1-Dichloroethene	ug/kg	51.1	58.6	115	47-152	CH
1,2,4-Trichlorobenzene	ug/kg	51.1	43.9	86	52-140	
1,2-Dibromo-3-chloropropane	ug/kg	51.1	50.0	98	57-140	
1,2-Dibromoethane (EDB)	ug/kg	51.1	59.2	116	76-138	
1,2-Dichlorobenzene	ug/kg	51.1	50.8	99	67-125	
1,2-Dichloroethane	ug/kg	51.1	63.0	123	65-143	
1,2-Dichloropropane	ug/kg	51.1	58.2	114	72-131	
1,3-Dichlorobenzene	ug/kg	51.1	49.8	97	64-124	
1,4-Dichlorobenzene	ug/kg	51.1	49.5	97	61-127	
2-Butanone (MEK)	ug/kg	51.1	55.9	109	52-164	
2-Hexanone	ug/kg	51.1	54.8	107	66-151	
4-Methyl-2-pentanone (MIBK)	ug/kg	51.1	59.8	117	63-154	
Acetone	ug/kg	51.1	68.0	133	23-196	CH
Benzene	ug/kg	51.1	57.2	112	65-129	
Bromodichloromethane	ug/kg	51.1	59.8	117	74-141	
Bromoform	ug/kg	51.1	55.8	109	59-136	
Bromomethane	ug/kg	51.1	58.2	114	32-182	
Carbon disulfide	ug/kg	51.1	57.8	113	26-160	
Carbon tetrachloride	ug/kg	51.1	63.8	125	57-135	CH
Chlorobenzene	ug/kg	51.1	54.1	106	62-136	
Chloroethane	ug/kg	51.1	57.4	112	50-159	
Chloroform	ug/kg	51.1	58.6	115	71-135	
Chloromethane	ug/kg	51.1	51.9	102	44-139	
cis-1,2-Dichloroethene	ug/kg	51.1	59.6	117	75-130	
cis-1,3-Dichloropropene	ug/kg	51.1	59.2	116	74-140	

Results presented on this page are in the units indicated by the "Units" column except where an alternate unit is presented to the right of the result.

REPORT OF LABORATORY ANALYSIS

This report shall not be reproduced, except in full,
without the written consent of Pace Analytical Services, LLC.

Pace Analytical Services, LLC
575 Broad Hollow Road
Melville, NY 11747
(631)694-3040

QUALITY CONTROL DATA

Project: Kodak Hawkeye Facility
Pace Project No.: 7028852

LABORATORY CONTROL SAMPLE: 179606

Parameter	Units	Spike Conc.	LCS Result	LCS % Rec	% Rec Limits	Qualifiers
Cyclohexane	ug/kg	51.1	52.4	103	21-139	
Dibromochloromethane	ug/kg	51.1	55.0	108	71-133	
Dichlorodifluoromethane	ug/kg	51.1	42.4	83	10-155	
Ethylbenzene	ug/kg	51.1	54.6	107	59-135	
Isopropylbenzene (Cumene)	ug/kg	51.1	51.0	100	56-129	
Methyl acetate	ug/kg	51.1	60.4	118	33-176	IH
Methyl-tert-butyl ether	ug/kg	51.1	65.2	128	25-171	
Methylcyclohexane	ug/kg	51.1	57.8	113	24-141	
Methylene Chloride	ug/kg	51.1	58.3	114	50-164	
Styrene	ug/kg	51.1	52.6	103	73-133	
Tetrachloroethene	ug/kg	51.1	55.0	108	10-176	
Toluene	ug/kg	51.1	59.1	116	66-131	
trans-1,2-Dichloroethene	ug/kg	51.1	60.9	119	53-157	
trans-1,3-Dichloropropene	ug/kg	51.1	60.4	118	66-144	
Trichloroethene	ug/kg	51.1	57.4	112	62-130	
Trichlorofluoromethane	ug/kg	51.1	57.0	112	38-166	
Vinyl chloride	ug/kg	51.1	53.3	104	45-137	
Xylene (Total)	ug/kg	153	164	107	62-135	
1,2-Dichloroethane-d4 (S)	%.			99	33-150	
4-Bromofluorobenzene (S)	%.			104	34-145	
Toluene-d8 (S)	%.			95	43-157	

MATRIX SPIKE & MATRIX SPIKE DUPLICATE: 179607 179608

Parameter	Units	7028849003 Result	MS Spike Conc.	MSD Spike Conc.	MS Result	MSD Result	MS % Rec	MSD % Rec	% Rec Limits	RPD	Qual
1,1,1-Trichloroethane	ug/kg	<2.3	57.6	50.8	54.4	44.1	94	87	59-134	21	R1
1,1,2,2-Tetrachloroethane	ug/kg	<2.3	57.6	50.8	50.1	44.1	87	87	69-132	13	
1,1,2-Trichloroethane	ug/kg	<2.3	57.6	50.8	62.0	50.2	108	99	73-135	21	R1
1,1,2-Trichlorotrifluoroethane	ug/kg	<2.3	57.6	50.8	48.8	37.9	85	75	45-156	25	CH,R1
1,1-Dichloroethane	ug/kg	<2.3	57.6	50.8	68.5	54.0	119	106	53-160	24	IH,R1
1,1-Dichloroethene	ug/kg	<2.3	57.6	50.8	56.0	46.5	97	92	47-152	19	CH
1,2,4-Trichlorobenzene	ug/kg	<2.3	57.6	50.8	38.7	30.3	67	60	52-140	24	R1
1,2-Dibromo-3-chloropropane	ug/kg	<2.3	57.6	50.8	48.6	41.6	84	82	57-140	16	
1,2-Dibromoethane (EDB)	ug/kg	<2.3	57.6	50.8	59.5	50.1	103	99	76-138	17	
1,2-Dichlorobenzene	ug/kg	<2.3	57.6	50.8	50.2	40.1	87	79	67-125	22	R1
1,2-Dichloroethane	ug/kg	<2.3	57.6	50.8	65.1	55.0	113	108	65-143	17	
1,2-Dichloropropane	ug/kg	<2.3	57.6	50.8	59.9	50.1	104	99	72-131	18	
1,3-Dichlorobenzene	ug/kg	<2.3	57.6	50.8	49.4	39.6	86	78	64-124	22	R1
1,4-Dichlorobenzene	ug/kg	<2.3	57.6	50.8	49.2	39.4	85	78	61-127	22	R1
2-Butanone (MEK)	ug/kg	<2.3	57.6	50.8	66.1	47.6	115	94	52-164	33	R1
2-Hexanone	ug/kg	<2.3	57.6	50.8	53.6	47.2	93	93	66-151	13	
4-Methyl-2-pentanone (MIBK)	ug/kg	<2.3	57.6	50.8	58.3	49.9	101	98	63-154	16	
Acetone	ug/kg	6.9	57.6	50.8	76.8	67.7	121	120	23-196	13	CH
Benzene	ug/kg	<2.3	57.6	50.8	59.6	49.2	103	97	65-129	19	

Results presented on this page are in the units indicated by the "Units" column except where an alternate unit is presented to the right of the result.

REPORT OF LABORATORY ANALYSIS

This report shall not be reproduced, except in full,
without the written consent of Pace Analytical Services, LLC.

Pace Analytical Services, LLC
575 Broad Hollow Road
Melville, NY 11747
(631)694-3040

QUALITY CONTROL DATA

Project: Kodak Hawkeye Facility
Pace Project No.: 7028852

MATRIX SPIKE & MATRIX SPIKE DUPLICATE: 179607 179608

Parameter	Units	7028849003 Result	MS Spike Conc.	MSD Spike Conc.	MS Result	MSD Result	MS % Rec	MSD % Rec	% Rec Limits	RPD	Qual
Bromodichloromethane	ug/kg	<2.3	57.6	50.8	61.0	50.3	106	99	74-141	19	
Bromoform	ug/kg	<2.3	57.6	50.8	55.4	46.1	96	91	59-136	18	
Bromomethane	ug/kg	<2.3	57.6	50.8	57.3	52.6	100	104	32-182	9	
Carbon disulfide	ug/kg	<2.3	57.6	50.8	55.6	46.9	97	92	26-160	17	
Carbon tetrachloride	ug/kg	<2.3	57.6	50.8	56.4	45.4	98	90	57-135	22	CH,R1
Chlorobenzene	ug/kg	<2.3	57.6	50.8	54.9	43.9	95	86	62-136	22	R1
Chloroethane	ug/kg	<2.3	57.6	50.8	57.1	49.4	99	97	50-159	14	
Chloroform	ug/kg	<2.3	57.6	50.8	66.9	53.1	116	105	71-135	23	R1
Chloromethane	ug/kg	<2.3	57.6	50.8	54.7	45.4	95	90	44-139	19	
cis-1,2-Dichloroethene	ug/kg	<2.3	57.6	50.8	66.4	54.2	115	107	75-130	20	
cis-1,3-Dichloropropene	ug/kg	<2.3	57.6	50.8	60.6	49.9	105	98	74-140	19	
Cyclohexane	ug/kg	<2.3	57.6	50.8	43.1	33.3	75	66	21-139	25	R1
Dibromochloromethane	ug/kg	<2.3	57.6	50.8	56.6	47.2	98	93	71-133	18	
Dichlorodifluoromethane	ug/kg	<2.3	57.6	50.8	36.2	29.0	63	57	10-155	22	R1
Ethylbenzene	ug/kg	<2.3	57.6	50.8	53.8	42.3	93	83	59-135	24	R1
Isopropylbenzene (Cumene)	ug/kg	<2.3	57.6	50.8	50.8	41.3	88	81	56-129	21	R1
Methyl acetate	ug/kg	<2.3	57.6	50.8	63.8	56.9	111	112	33-176	11	IH
Methyl-tert-butyl ether	ug/kg	<2.3	57.6	50.8	67.3	59.8	117	118	25-171	12	
Methylcyclohexane	ug/kg	<2.3	57.6	50.8	43.7	31.5	76	62	24-141	32	R1
Methylene Chloride	ug/kg	1.8J	57.6	50.8	64.0	54.2	108	103	50-164	17	
Styrene	ug/kg	<2.3	57.6	50.8	53.6	42.7	93	84	73-133	23	R1
Tetrachloroethene	ug/kg	<2.3	57.6	50.8	84.8	68.1	147	134	10-176	22	R1
Toluene	ug/kg	<2.3	57.6	50.8	60.2	49.0	105	97	66-131	21	R1
trans-1,2-Dichloroethene	ug/kg	<2.3	57.6	50.8	62.4	52.0	108	103	53-157	18	
trans-1,3-Dichloropropene	ug/kg	<2.3	57.6	50.8	60.8	49.7	106	98	66-144	20	
Trichloroethene	ug/kg	<2.3	57.6	50.8	61.0	46.9	106	92	62-130	26	R1
Trichlorofluoromethane	ug/kg	<2.3	57.6	50.8	51.6	42.4	90	83	38-166	20	
Vinyl chloride	ug/kg	<2.3	57.6	50.8	52.0	43.9	90	86	45-137	17	
Xylene (Total)	ug/kg	<4.7	173	152	161	128	93	84	62-135	23	RS
1,2-Dichloroethane-d4 (S)	%.						94	94	33-150		
4-Bromofluorobenzene (S)	%.						99	98	34-145		
Toluene-d8 (S)	%.						95	96	43-157		

Results presented on this page are in the units indicated by the "Units" column except where an alternate unit is presented to the right of the result.

This report shall not be reproduced, except in full,
without the written consent of Pace Analytical Services, LLC.

Pace Analytical Services, LLC
575 Broad Hollow Road
Melville, NY 11747
(631)694-3040

QUALITY CONTROL DATA

Project: Kodak Hawkeye Facility
Pace Project No.: 7028852

QC Batch: 38898 | Analysis Method: EPA 8260C
QC Batch Method: EPA 5035A-H/5030C | Analysis Description: 8260 MSV 5035A-H Med
Associated Lab Samples: 7028852002, 7028852003, 7028852004, 7028852006

METHOD BLANK: 180714 | Matrix: Solid
Associated Lab Samples: 7028852002, 7028852003, 7028852004, 7028852006

Parameter	Units	Blank Result	Reporting Limit	Analyzed	Qualifiers
1,1,1-Trichloroethane	ug/kg	<98.4	98.4	09/08/17 09:50	
1,1,2,2-Tetrachloroethane	ug/kg	<98.4	98.4	09/08/17 09:50	CL
1,1,2-Trichloroethane	ug/kg	<98.4	98.4	09/08/17 09:50	
1,1,2-Trichlorotrifluoroethane	ug/kg	<98.4	98.4	09/08/17 09:50	
1,1-Dichloroethane	ug/kg	<98.4	98.4	09/08/17 09:50	
1,1-Dichloroethene	ug/kg	<98.4	98.4	09/08/17 09:50	
1,2,4-Trichlorobenzene	ug/kg	<98.4	98.4	09/08/17 09:50	
1,2-Dibromo-3-chloropropane	ug/kg	<98.4	98.4	09/08/17 09:50	CL
1,2-Dibromoethane (EDB)	ug/kg	<98.4	98.4	09/08/17 09:50	
1,2-Dichlorobenzene	ug/kg	<98.4	98.4	09/08/17 09:50	
1,2-Dichloroethane	ug/kg	<98.4	98.4	09/08/17 09:50	
1,2-Dichloropropane	ug/kg	<98.4	98.4	09/08/17 09:50	
1,3-Dichlorobenzene	ug/kg	<98.4	98.4	09/08/17 09:50	
1,4-Dichlorobenzene	ug/kg	<98.4	98.4	09/08/17 09:50	
2-Butanone (MEK)	ug/kg	<98.4	98.4	09/08/17 09:50	CL
2-Hexanone	ug/kg	<98.4	98.4	09/08/17 09:50	
4-Methyl-2-pentanone (MIBK)	ug/kg	<98.4	98.4	09/08/17 09:50	
Acetone	ug/kg	<98.4	98.4	09/08/17 09:50	
Benzene	ug/kg	<98.4	98.4	09/08/17 09:50	
Bromodichloromethane	ug/kg	<98.4	98.4	09/08/17 09:50	
Bromoform	ug/kg	<98.4	98.4	09/08/17 09:50	
Bromomethane	ug/kg	<98.4	98.4	09/08/17 09:50	
Carbon disulfide	ug/kg	<98.4	98.4	09/08/17 09:50	
Carbon tetrachloride	ug/kg	<98.4	98.4	09/08/17 09:50	
Chlorobenzene	ug/kg	<98.4	98.4	09/08/17 09:50	
Chloroethane	ug/kg	<98.4	98.4	09/08/17 09:50	
Chloroform	ug/kg	<98.4	98.4	09/08/17 09:50	
Chloromethane	ug/kg	<98.4	98.4	09/08/17 09:50	
cis-1,2-Dichloroethene	ug/kg	<98.4	98.4	09/08/17 09:50	
cis-1,3-Dichloropropene	ug/kg	<98.4	98.4	09/08/17 09:50	
Cyclohexane	ug/kg	<98.4	98.4	09/08/17 09:50	
Dibromochloromethane	ug/kg	<98.4	98.4	09/08/17 09:50	
Dichlorodifluoromethane	ug/kg	<98.4	98.4	09/08/17 09:50	
Ethylbenzene	ug/kg	<98.4	98.4	09/08/17 09:50	
Isopropylbenzene (Cumene)	ug/kg	<98.4	98.4	09/08/17 09:50	
Methyl acetate	ug/kg	<98.4	98.4	09/08/17 09:50	CL,IH
Methyl-tert-butyl ether	ug/kg	<98.4	98.4	09/08/17 09:50	
Methylcyclohexane	ug/kg	<98.4	98.4	09/08/17 09:50	
Methylene Chloride	ug/kg	<98.4	98.4	09/08/17 09:50	
Styrene	ug/kg	<98.4	98.4	09/08/17 09:50	
Tetrachloroethene	ug/kg	<98.4	98.4	09/08/17 09:50	

Results presented on this page are in the units indicated by the "Units" column except where an alternate unit is presented to the right of the result.

REPORT OF LABORATORY ANALYSIS

This report shall not be reproduced, except in full,
without the written consent of Pace Analytical Services, LLC.

Pace Analytical Services, LLC
575 Broad Hollow Road
Melville, NY 11747
(631)694-3040

QUALITY CONTROL DATA

Project: Kodak Hawkeye Facility
Pace Project No.: 7028852

METHOD BLANK: 180714 Matrix: Solid
Associated Lab Samples: 7028852002, 7028852003, 7028852004, 7028852006

Parameter	Units	Blank Result	Reporting Limit	Analyzed	Qualifiers
Toluene	ug/kg	<98.4	98.4	09/08/17 09:50	
trans-1,2-Dichloroethene	ug/kg	<98.4	98.4	09/08/17 09:50	
trans-1,3-Dichloropropene	ug/kg	<98.4	98.4	09/08/17 09:50	
Trichloroethene	ug/kg	<98.4	98.4	09/08/17 09:50	
Trichlorofluoromethane	ug/kg	<98.4	98.4	09/08/17 09:50	
Vinyl chloride	ug/kg	<98.4	98.4	09/08/17 09:50	
Xylene (Total)	ug/kg	<197	197	09/08/17 09:50	
1,2-Dichloroethane-d4 (S)	%.	85	33-150	09/08/17 09:50	
4-Bromofluorobenzene (S)	%.	110	34-145	09/08/17 09:50	
Toluene-d8 (S)	%.	95	43-157	09/08/17 09:50	

LABORATORY CONTROL SAMPLE: 180715

Parameter	Units	Spike Conc.	LCS Result	LCS % Rec	% Rec Limits	Qualifiers
1,1,1-Trichloroethane	ug/kg	2540	2050	81	59-134	
1,1,2,2-Tetrachloroethane	ug/kg	2540	1580	62	69-132	CL,L2
1,1,2-Trichloroethane	ug/kg	2540	1540	61	73-135	L2
1,1,2-Trichlorotrifluoroethane	ug/kg	2540	762	30	45-156	L2
1,1-Dichloroethane	ug/kg	2540	1720	68	53-160	
1,1-Dichloroethene	ug/kg	2540	297	12	47-152	L2
1,2,4-Trichlorobenzene	ug/kg	2540	2120	83	52-140	
1,2-Dibromo-3-chloropropane	ug/kg	2540	1350	53	57-140	CL,L2
1,2-Dibromoethane (EDB)	ug/kg	2540	2400	94	76-138	
1,2-Dichlorobenzene	ug/kg	2540	1990	78	67-125	
1,2-Dichloroethane	ug/kg	2540	1970	78	65-143	
1,2-Dichloropropane	ug/kg	2540	2020	79	72-131	
1,3-Dichlorobenzene	ug/kg	2540	2000	79	64-124	
1,4-Dichlorobenzene	ug/kg	2540	1970	78	61-127	
2-Butanone (MEK)	ug/kg	2540	1480	58	52-164	CL
2-Hexanone	ug/kg	2540	1930	76	66-151	
4-Methyl-2-pentanone (MIBK)	ug/kg	2540	334	13	63-154	L2
Acetone	ug/kg	2540	2000	79	23-196	
Benzene	ug/kg	2540	2090	82	65-129	
Bromodichloromethane	ug/kg	2540	1940	76	74-141	
Bromoform	ug/kg	2540	2000	79	59-136	CH
Bromomethane	ug/kg	2540	829	33	32-182	
Carbon disulfide	ug/kg	2540	402	16	26-160	L2
Carbon tetrachloride	ug/kg	2540	1920	76	57-135	CH
Chlorobenzene	ug/kg	2540	2310	91	62-136	
Chloroethane	ug/kg	2540	268	11	50-159	L2
Chloroform	ug/kg	2540	1760	69	71-135	L2
Chloromethane	ug/kg	2540	1810	71	44-139	
cis-1,2-Dichloroethene	ug/kg	2540	2000	79	75-130	
cis-1,3-Dichloropropene	ug/kg	2540	2030	80	74-140	

Results presented on this page are in the units indicated by the "Units" column except where an alternate unit is presented to the right of the result.

REPORT OF LABORATORY ANALYSIS

This report shall not be reproduced, except in full,
without the written consent of Pace Analytical Services, LLC.

Pace Analytical Services, LLC
575 Broad Hollow Road
Melville, NY 11747
(631)694-3040

QUALITY CONTROL DATA

Project: Kodak Hawkeye Facility
Pace Project No.: 7028852

LABORATORY CONTROL SAMPLE: 180715

Parameter	Units	Spike Conc.	LCS Result	LCS % Rec	% Rec Limits	Qualifiers
Cyclohexane	ug/kg	2540	1740	69	21-139	
Dibromochloromethane	ug/kg	2540	738	29	71-133	L2
Dichlorodifluoromethane	ug/kg	2540	2370	93	10-155	CH
Ethylbenzene	ug/kg	2540	2240	88	59-135	
Isopropylbenzene (Cumene)	ug/kg	2540	1770	70	56-129	
Methyl acetate	ug/kg	2540	2320	91	33-176	CL,IH
Methyl-tert-butyl ether	ug/kg	2540	1920	76	25-171	
Methylcyclohexane	ug/kg	2540	2110	83	24-141	
Methylene Chloride	ug/kg	2540	1880	74	50-164	
Styrene	ug/kg	2540	2350	92	73-133	
Tetrachloroethene	ug/kg	2540	2270	89	10-176	
Toluene	ug/kg	2540	2230	88	66-131	
trans-1,2-Dichloroethene	ug/kg	2540	1960	77	53-157	
trans-1,3-Dichloropropene	ug/kg	2540	2170	85	66-144	
Trichloroethene	ug/kg	2540	2230	88	62-130	
Trichlorofluoromethane	ug/kg	2540	573	23	38-166	L2
Vinyl chloride	ug/kg	2540	1920	76	45-137	
Xylene (Total)	ug/kg	7620	6920	91	62-135	
1,2-Dichloroethane-d4 (S)	%.			76	33-150	
4-Bromofluorobenzene (S)	%.			111	34-145	
Toluene-d8 (S)	%.			95	43-157	

MATRIX SPIKE & MATRIX SPIKE DUPLICATE: 180716 180717

Parameter	Units	7028852003 Result	MS Spike Conc.	MSD Spike Conc.	MS Result	MSD Result	MS % Rec	MSD % Rec	% Rec Limits	RPD	Qual
1,1,1-Trichloroethane	ug/kg	<124	3100	3100	3400	3510	110	113	59-134	3	
1,1,2,2-Tetrachloroethane	ug/kg	<124	3100	3100	2410	2460	78	79	69-132	2	CL
1,1,2-Trichloroethane	ug/kg	<124	3100	3100	3470	3470	112	112	73-135	0	
1,1,2-Trichlorotrifluoroethane	ug/kg	<124	3100	3100	3640	3830	117	123	45-156	5	
1,1-Dichloroethane	ug/kg	<124	3100	3100	2890	2910	93	94	53-160	1	
1,1-Dichloroethene	ug/kg	<124	3100	3100	3520	3550	114	115	47-152	1	
1,2,4-Trichlorobenzene	ug/kg	<124	3100	3100	3160	3220	102	104	52-140	2	
1,2-Dibromo-3-chloropropane	ug/kg	<124	3100	3100	2100	2240	68	72	57-140	6	CL
1,2-Dibromoethane (EDB)	ug/kg	<124	3100	3100	3760	3730	121	120	76-138	1	
1,2-Dichlorobenzene	ug/kg	<124	3100	3100	3080	3140	100	101	67-125	2	
1,2-Dichloroethane	ug/kg	<124	3100	3100	3080	3080	99	100	65-143	0	
1,2-Dichloropropane	ug/kg	<124	3100	3100	3190	3120	103	101	72-131	2	
1,3-Dichlorobenzene	ug/kg	<124	3100	3100	3120	3180	101	103	64-124	2	
1,4-Dichlorobenzene	ug/kg	<124	3100	3100	3050	3140	99	101	61-127	3	
2-Butanone (MEK)	ug/kg	<124	3100	3100	2810	2930	91	95	52-164	4	CL
2-Hexanone	ug/kg	<124	3100	3100	3360	3420	109	111	66-151	2	
4-Methyl-2-pentanone (MIBK)	ug/kg	<124	3100	3100	2900	2930	94	95	63-154	1	
Acetone	ug/kg	<124	3100	3100	4220	4120	136	133	23-196	3	
Benzene	ug/kg	<124	3100	3100	3350	3320	108	107	65-129	1	

Results presented on this page are in the units indicated by the "Units" column except where an alternate unit is presented to the right of the result.

REPORT OF LABORATORY ANALYSIS

This report shall not be reproduced, except in full,
without the written consent of Pace Analytical Services, LLC.

Pace Analytical Services, LLC
575 Broad Hollow Road
Melville, NY 11747
(631)694-3040

QUALITY CONTROL DATA

Project: Kodak Hawkeye Facility
Pace Project No.: 7028852

MATRIX SPIKE & MATRIX SPIKE DUPLICATE: 180716 180717

Parameter	Units	7028852003 Result	MS Spike Conc.	MSD Spike Conc.	MS Result	MSD Result	MS % Rec	MSD % Rec	% Rec Limits	RPD	Qual
Bromodichloromethane	ug/kg	<124	3100	3100	3100	3190	100	103	74-141	3	
Bromoform	ug/kg	<124	3100	3100	2940	3250	95	105	59-136	10	CH
Bromomethane	ug/kg	<124	3100	3100	1730	1780	56	58	32-182	3	
Carbon disulfide	ug/kg	<124	3100	3100	3270	3440	106	111	26-160	5	
Carbon tetrachloride	ug/kg	<124	3100	3100	3180	3350	103	108	57-135	5	CH
Chlorobenzene	ug/kg	<124	3100	3100	3640	3690	118	119	62-136	1	
Chloroethane	ug/kg	<124	3100	3100	1380	77.0J	45	2	50-159		M0
Chloroform	ug/kg	<124	3100	3100	3010	3020	97	97	71-135	0	
Chloromethane	ug/kg	<124	3100	3100	3010	3040	97	98	44-139	1	
cis-1,2-Dichloroethene	ug/kg	<124	3100	3100	3290	3300	106	106	75-130	0	
cis-1,3-Dichloropropene	ug/kg	<124	3100	3100	3270	3270	105	106	74-140	0	
Cyclohexane	ug/kg	<124	3100	3100	3410	3430	110	111	21-139	1	
Dibromochloromethane	ug/kg	<124	3100	3100	3070	3290	99	106	71-133	7	
Dichlorodifluoromethane	ug/kg	<124	3100	3100	4610	4540	149	147	10-155	1	CH
Ethylbenzene	ug/kg	143	3100	3100	3680	3720	114	115	59-135	1	
Isopropylbenzene (Cumene)	ug/kg	<124	3100	3100	2910	2900	94	93	56-129	0	
Methyl acetate	ug/kg	<124	3100	3100	3510	3520	113	113	33-176	0	CL,IH
Methyl-tert-butyl ether	ug/kg	<124	3100	3100	2880	2950	93	95	25-171	2	
Methylcyclohexane	ug/kg	<124	3100	3100	3520	3430	114	111	24-141	2	
Methylene Chloride	ug/kg	<124	3100	3100	2760	2830	89	91	50-164	3	
Styrene	ug/kg	<124	3100	3100	3710	3770	120	122	73-133	2	
Tetrachloroethene	ug/kg	<124	3100	3100	5600	5950	181	192	10-176	6	M1
Toluene	ug/kg	<124	3100	3100	3630	3550	117	115	66-131	2	
trans-1,2-Dichloroethene	ug/kg	<124	3100	3100	3320	3390	107	109	53-157	2	
trans-1,3-Dichloropropene	ug/kg	<124	3100	3100	3500	3520	113	114	66-144	1	
Trichloroethene	ug/kg	<124	3100	3100	3770	3720	122	120	62-130	1	
Trichlorofluoromethane	ug/kg	<124	3100	3100	533	422	17	14	38-166	23	M0,R1
Vinyl chloride	ug/kg	<124	3100	3100	3460	3450	112	112	45-137	0	
Xylene (Total)	ug/kg	<248	9300	9300	10800	10900	116	118	62-135	2	
1,2-Dichloroethane-d4 (S)	%.						84	80	33-150		
4-Bromofluorobenzene (S)	%.						110	113	34-145		
Toluene-d8 (S)	%.						92	94	43-157		

Results presented on this page are in the units indicated by the "Units" column except where an alternate unit is presented to the right of the result.

REPORT OF LABORATORY ANALYSIS

This report shall not be reproduced, except in full,
without the written consent of Pace Analytical Services, LLC.

Pace Analytical Services, LLC
575 Broad Hollow Road
Melville, NY 11747
(631)694-3040

QUALITY CONTROL DATA

Project: Kodak Hawkeye Facility
Pace Project No.: 7028852

QC Batch: 37903
QC Batch Method: EPA 3545A
Associated Lab Samples: 7028852007

Analysis Method: EPA 8270D
Analysis Description: 8270 Solid MSSV

METHOD BLANK: 176082
Matrix: Solid
Associated Lab Samples: 7028852007

Parameter	Units	Blank Result	Reporting Limit	Analyzed	Qualifiers
2-Methylnaphthalene	ug/kg	<67.0	67.0	09/08/17 16:53	
Acenaphthene	ug/kg	<67.0	67.0	09/08/17 16:53	
Acenaphthylene	ug/kg	<67.0	67.0	09/08/17 16:53	
Anthracene	ug/kg	<67.0	67.0	09/08/17 16:53	
Benzo(a)anthracene	ug/kg	<67.0	67.0	09/08/17 16:53	
Benzo(a)pyrene	ug/kg	<67.0	67.0	09/08/17 16:53	
Benzo(b)fluoranthene	ug/kg	<67.0	67.0	09/08/17 16:53	
Benzo(g,h,i)perylene	ug/kg	<67.0	67.0	09/08/17 16:53	
Benzo(k)fluoranthene	ug/kg	<67.0	67.0	09/08/17 16:53	
Chrysene	ug/kg	<67.0	67.0	09/08/17 16:53	
Dibenz(a,h)anthracene	ug/kg	<67.0	67.0	09/08/17 16:53	
Fluoranthene	ug/kg	<67.0	67.0	09/08/17 16:53	
Fluorene	ug/kg	<67.0	67.0	09/08/17 16:53	
Indeno(1,2,3-cd)pyrene	ug/kg	<67.0	67.0	09/08/17 16:53	
Naphthalene	ug/kg	<67.0	67.0	09/08/17 16:53	
Phenanthrene	ug/kg	<67.0	67.0	09/08/17 16:53	
Pyrene	ug/kg	<67.0	67.0	09/08/17 16:53	
1,2-Dichlorobenzene-d4 (S)	%.	86	20-130	09/08/17 16:53	
2,4,6-Tribromophenol (S)	%.	61	19-122	09/08/17 16:53	
2-Chlorophenol-d4 (S)	%.	60	20-130	09/08/17 16:53	
2-Fluorobiphenyl (S)	%.	65	30-115	09/08/17 16:53	
2-Fluorophenol (S)	%.	58	25-121	09/08/17 16:53	
Nitrobenzene-d5 (S)	%.	68	23-120	09/08/17 16:53	
p-Terphenyl-d14 (S)	%.	75	18-137	09/08/17 16:53	
Phenol-d5 (S)	%.	64	24-113	09/08/17 16:53	

LABORATORY CONTROL SAMPLE: 176083

Parameter	Units	Spike Conc.	LCS Result	LCS % Rec	% Rec Limits	Qualifiers
2-Methylnaphthalene	ug/kg	1670	1310	79	31-135	
Acenaphthene	ug/kg	1670	1380	83	45-109	
Acenaphthylene	ug/kg	1670	1330	80	43-107	
Anthracene	ug/kg	1670	1450	87	50-117	
Benzo(a)anthracene	ug/kg	1670	1500	90	52-116	
Benzo(a)pyrene	ug/kg	1670	1580	95	56-119	
Benzo(b)fluoranthene	ug/kg	1670	1520	91	45-122	
Benzo(g,h,i)perylene	ug/kg	1670	2180	131	30-107	CH,L1
Benzo(k)fluoranthene	ug/kg	1670	1560	94	54-124	
Chrysene	ug/kg	1670	1590	95	48-121	
Dibenz(a,h)anthracene	ug/kg	1670	1960	117	52-109	CH,L1

Results presented on this page are in the units indicated by the "Units" column except where an alternate unit is presented to the right of the result.

REPORT OF LABORATORY ANALYSIS

This report shall not be reproduced, except in full,
without the written consent of Pace Analytical Services, LLC.

Pace Analytical Services, LLC
575 Broad Hollow Road
Melville, NY 11747
(631)694-3040

QUALITY CONTROL DATA

Project: Kodak Hawkeye Facility
Pace Project No.: 7028852

LABORATORY CONTROL SAMPLE: 176083

Parameter	Units	Spike Conc.	LCS Result	LCS % Rec	% Rec Limits	Qualifiers
Fluoranthene	ug/kg	1670	1530	92	45-126	
Fluorene	ug/kg	1670	1400	84	47-108	
Indeno(1,2,3-cd)pyrene	ug/kg	1670	1860	112	50-108	CH,L1
Naphthalene	ug/kg	1670	1280	77	18-142	
Phenanthrene	ug/kg	1670	1440	87	47-124	
Pyrene	ug/kg	1670	1560	94	49-132	
1,2-Dichlorobenzene-d4 (S)	%.			86	20-130	
2,4,6-Tribromophenol (S)	%.			80	19-122	
2-Chlorophenol-d4 (S)	%.			70	20-130	
2-Fluorobiphenyl (S)	%.			77	30-115	
2-Fluorophenol (S)	%.			71	25-121	
Nitrobenzene-d5 (S)	%.			79	23-120	
p-Terphenyl-d14 (S)	%.			89	18-137	
Phenol-d5 (S)	%.			72	24-113	

MATRIX SPIKE & MATRIX SPIKE DUPLICATE: 176556 176557

Parameter	Units	7028849005 Result	MS Spike Conc.	MSD Spike Conc.	MS Result	MSD Result	MS % Rec	MSD % Rec	% Rec Limits	RPD	Qual
2-Methylnaphthalene	ug/kg	<75.1	1870	1870	1090	1500	58	80	31-135	32	R1
Acenaphthene	ug/kg	<75.1	1870	1870	1110	1540	59	82	45-109	33	R1
Acenaphthylene	ug/kg	<75.1	1870	1870	1060	1470	57	79	43-107	32	R1
Anthracene	ug/kg	<75.1	1870	1870	1140	1570	61	84	50-117	31	R1
Benzo(a)anthracene	ug/kg	<75.1	1870	1870	1180	1610	63	86	52-116	30	
Benzo(a)pyrene	ug/kg	<75.1	1870	1870	1220	1670	65	89	56-119	31	R1
Benzo(b)fluoranthene	ug/kg	<75.1	1870	1870	1250	1790	67	96	45-122	35	R1
Benzo(g,h,i)perylene	ug/kg	<75.1	1870	1870	1630	2160	87	115	30-107	28	CH,M0
Benzo(k)fluoranthene	ug/kg	<75.1	1870	1870	1340	1750	72	94	54-124	27	
Chrysene	ug/kg	<75.1	1870	1870	1260	1780	68	95	48-121	34	R1
Dibenz(a,h)anthracene	ug/kg	<75.1	1870	1870	1490	1990	80	107	52-109	29	CH
Fluoranthene	ug/kg	<75.1	1870	1870	1160	1610	62	86	45-126	32	R1
Fluorene	ug/kg	<75.1	1870	1870	1110	1550	59	83	47-108	33	R1
Indeno(1,2,3-cd)pyrene	ug/kg	<75.1	1870	1870	1400	1860	75	100	50-108	28	CH
Naphthalene	ug/kg	<75.1	1870	1870	1090	1490	58	80	18-142	31	R1
Phenanthrene	ug/kg	<75.1	1870	1870	1170	1560	63	84	47-124	28	
Pyrene	ug/kg	<75.1	1870	1870	1230	1670	66	89	49-132	30	
1,2-Dichlorobenzene-d4 (S)	%.						86	86	20-130		
2,4,6-Tribromophenol (S)	%.						41	59	19-122		
2-Chlorophenol-d4 (S)	%.						50	64	20-130		
2-Fluorobiphenyl (S)	%.						59	74	30-115		
2-Fluorophenol (S)	%.						49	63	25-121		
Nitrobenzene-d5 (S)	%.						64	81	23-120		
p-Terphenyl-d14 (S)	%.						65	80	18-137		
Phenol-d5 (S)	%.						55	68	24-113		

Results presented on this page are in the units indicated by the "Units" column except where an alternate unit is presented to the right of the result.

This report shall not be reproduced, except in full,
without the written consent of Pace Analytical Services, LLC.

Pace Analytical Services, LLC
575 Broad Hollow Road
Melville, NY 11747
(631)694-3040

QUALITY CONTROL DATA

Project: Kodak Hawkeye Facility
Pace Project No.: 7028852

MATRIX SPIKE & MATRIX SPIKE DUPLICATE: 176558 176559

Parameter	Units	7028852005 Result	MS Spike Conc.	MSD Spike Conc.	MS Result	MSD Result	MS % Rec	MSD % Rec	% Rec Limits	RPD	Qual
2-Methylnaphthalene	ug/kg	1430			3100	2780				11	
Acenaphthene	ug/kg	<85.7			1640	1680				3	
Acenaphthylene	ug/kg	<85.7			1420	1500				5	
Anthracene	ug/kg	<85.7			1760	1820				3	
Benzo(a)anthracene	ug/kg	<85.7			1820	1900				4	
Benzo(a)pyrene	ug/kg	<85.7			1920	1980				3	
Benzo(b)fluoranthene	ug/kg	<85.7			1870	2070				10	
Benzo(g,h,i)perylene	ug/kg	<85.7			2480	2430				2	CH,M0
Benzo(k)fluoranthene	ug/kg	<85.7			1960	2170				10	
Chrysene	ug/kg	<85.7			1950	2130				9	
Dibenz(a,h)anthracene	ug/kg	<85.7			2280	2350				3	CH,M0
Fluoranthene	ug/kg	<85.7			1790	1860				4	
Fluorene	ug/kg	<85.7			1780	1810				2	
Indeno(1,2,3-cd)pyrene	ug/kg	<85.7			2130	2100				2	CH
Naphthalene	ug/kg	1240			2660	2780				4	
Phenanthrene	ug/kg	<85.7			1840	1880				2	
Pyrene	ug/kg	<85.7			1840	1970				7	
1,2-Dichlorobenzene-d4 (S)	%.						86	86	20-130		
2,4,6-Tribromophenol (S)	%.						55	55	19-122		
2-Chlorophenol-d4 (S)	%.						68	61	20-130		
2-Fluorobiphenyl (S)	%.						62	61	30-115		
2-Fluorophenol (S)	%.						64	60	25-121		
Nitrobenzene-d5 (S)	%.						48	39	23-120		
p-Terphenyl-d14 (S)	%.						77	79	18-137		
Phenol-d5 (S)	%.						61	59	24-113		

Results presented on this page are in the units indicated by the "Units" column except where an alternate unit is presented to the right of the result.

REPORT OF LABORATORY ANALYSIS

This report shall not be reproduced, except in full,
without the written consent of Pace Analytical Services, LLC.

Pace Analytical Services, LLC
575 Broad Hollow Road
Melville, NY 11747
(631)694-3040

QUALITY CONTROL DATA

Project: Kodak Hawkeye Facility
Pace Project No.: 7028852

QC Batch: 38888
QC Batch Method: EPA 3545A
Analysis Method: EPA 8270D
Analysis Description: 8270 Solid MSSV
Associated Lab Samples: 7028852005

METHOD BLANK: 180600
Matrix: Solid
Associated Lab Samples: 7028852005

Parameter	Units	Blank Result	Reporting Limit	Analyzed	Qualifiers
2-Methylnaphthalene	ug/kg	<67.0	67.0	09/18/17 15:15	
Acenaphthene	ug/kg	<67.0	67.0	09/18/17 15:15	
Acenaphthylene	ug/kg	<67.0	67.0	09/18/17 15:15	
Anthracene	ug/kg	<67.0	67.0	09/18/17 15:15	
Benzo(a)anthracene	ug/kg	<67.0	67.0	09/18/17 15:15	
Benzo(a)pyrene	ug/kg	<67.0	67.0	09/18/17 15:15	
Benzo(b)fluoranthene	ug/kg	<67.0	67.0	09/18/17 15:15	
Benzo(g,h,i)perylene	ug/kg	<67.0	67.0	09/18/17 15:15	
Benzo(k)fluoranthene	ug/kg	<67.0	67.0	09/18/17 15:15	
Chrysene	ug/kg	<67.0	67.0	09/18/17 15:15	
Dibenz(a,h)anthracene	ug/kg	<67.0	67.0	09/18/17 15:15	
Fluoranthene	ug/kg	<67.0	67.0	09/18/17 15:15	
Fluorene	ug/kg	<67.0	67.0	09/18/17 15:15	
Indeno(1,2,3-cd)pyrene	ug/kg	<67.0	67.0	09/18/17 15:15	
Naphthalene	ug/kg	<67.0	67.0	09/18/17 15:15	
Phenanthrene	ug/kg	<67.0	67.0	09/18/17 15:15	
Pyrene	ug/kg	<67.0	67.0	09/18/17 15:15	
1,2-Dichlorobenzene-d4 (S)	%.	60	20-130	09/18/17 15:15	
2,4,6-Tribromophenol (S)	%.	64	19-122	09/18/17 15:15	
2-Chlorophenol-d4 (S)	%.	64	20-130	09/18/17 15:15	
2-Fluorobiphenyl (S)	%.	66	30-115	09/18/17 15:15	
2-Fluorophenol (S)	%.	66	25-121	09/18/17 15:15	
Nitrobenzene-d5 (S)	%.	69	23-120	09/18/17 15:15	
p-Terphenyl-d14 (S)	%.	84	18-137	09/18/17 15:15	
Phenol-d5 (S)	%.	68	24-113	09/18/17 15:15	

LABORATORY CONTROL SAMPLE: 180601

Parameter	Units	Spike Conc.	LCS Result	LCS % Rec	% Rec Limits	Qualifiers
2-Methylnaphthalene	ug/kg	1670	1100	66	31-135	
Acenaphthene	ug/kg	1670	1210	73	45-109	
Acenaphthylene	ug/kg	1670	1200	72	43-107	
Anthracene	ug/kg	1670	1360	82	50-117	
Benzo(a)anthracene	ug/kg	1670	1410	84	52-116	
Benzo(a)pyrene	ug/kg	1670	1330	80	56-119	
Benzo(b)fluoranthene	ug/kg	1670	1280	77	45-122	
Benzo(g,h,i)perylene	ug/kg	1670	1180	71	30-107	
Benzo(k)fluoranthene	ug/kg	1670	1390	83	54-124	
Chrysene	ug/kg	1670	1370	82	48-121	
Dibenz(a,h)anthracene	ug/kg	1670	1260	76	52-109	

Results presented on this page are in the units indicated by the "Units" column except where an alternate unit is presented to the right of the result.

This report shall not be reproduced, except in full,
without the written consent of Pace Analytical Services, LLC.

Pace Analytical Services, LLC
575 Broad Hollow Road
Melville, NY 11747
(631)694-3040

QUALITY CONTROL DATA

Project: Kodak Hawkeye Facility
Pace Project No.: 7028852

LABORATORY CONTROL SAMPLE: 180601

Parameter	Units	Spike Conc.	LCS Result	LCS % Rec	% Rec Limits	Qualifiers
Fluoranthene	ug/kg	1670	1430	86	45-126	
Fluorene	ug/kg	1670	1180	71	47-108	
Indeno(1,2,3-cd)pyrene	ug/kg	1670	1220	73	50-108	
Naphthalene	ug/kg	1670	1150	69	18-142	
Phenanthrene	ug/kg	1670	1360	82	47-124	
Pyrene	ug/kg	1670	1410	85	49-132	
1,2-Dichlorobenzene-d4 (S)	%.			58	20-130	
2,4,6-Tribromophenol (S)	%.			64	19-122	
2-Chlorophenol-d4 (S)	%.			64	20-130	
2-Fluorobiphenyl (S)	%.			68	30-115	
2-Fluorophenol (S)	%.			66	25-121	
Nitrobenzene-d5 (S)	%.			69	23-120	
p-Terphenyl-d14 (S)	%.			79	18-137	
Phenol-d5 (S)	%.			70	24-113	

MATRIX SPIKE & MATRIX SPIKE DUPLICATE: 180602 180603

Parameter	Units	7028852005 Result	MS Spike Conc.	MSD Spike Conc.	MS Result	MSD Result	MS % Rec	MSD % Rec	% Rec Limits	RPD	Qual
2-Methylnaphthalene	ug/kg	1430	2130	2130	3120	2900	79	69	31-135	7	
Acenaphthene	ug/kg	<85.7	2130	2130	1560	1460	73	69	45-109	6	
Acenaphthylene	ug/kg	<85.7	2130	2130	1530	1410	72	66	43-107	9	
Anthracene	ug/kg	<85.7	2130	2130	1940	1860	91	87	50-117	4	
Benzo(a)anthracene	ug/kg	<85.7	2130	2130	1920	1840	90	86	52-116	5	
Benzo(a)pyrene	ug/kg	<85.7	2130	2130	1870	1800	88	85	56-119	4	
Benzo(b)fluoranthene	ug/kg	<85.7	2130	2130	1960	1880	92	88	45-122	4	
Benzo(g,h,i)perylene	ug/kg	<85.7	2130	2130	1220	1200	57	56	30-107	2	
Benzo(k)fluoranthene	ug/kg	<85.7	2130	2130	1910	1850	90	87	54-124	3	
Chrysene	ug/kg	<85.7	2130	2130	1970	1880	93	88	48-121	5	
Dibenz(a,h)anthracene	ug/kg	<85.7	2130	2130	1410	1350	66	64	52-109	4	
Fluoranthene	ug/kg	<85.7	2130	2130	1980	1880	93	88	45-126	5	
Fluorene	ug/kg	<85.7	2130	2130	1620	1560	76	73	47-108	4	
Indeno(1,2,3-cd)pyrene	ug/kg	<85.7	2130	2130	1350	1290	63	61	50-108	4	
Naphthalene	ug/kg	1240	2130	2130	3140	2870	89	76	18-142	9	
Phenanthrene	ug/kg	<85.7	2130	2130	1970	1920	93	90	47-124	3	
Pyrene	ug/kg	<85.7	2130	2130	1980	1900	93	89	49-132	4	
1,2-Dichlorobenzene-d4 (S)	%.						49	39	20-130		
2,4,6-Tribromophenol (S)	%.						67	63	19-122		
2-Chlorophenol-d4 (S)	%.						60	57	20-130		
2-Fluorobiphenyl (S)	%.						63	58	30-115		
2-Fluorophenol (S)	%.						63	57	25-121		
Nitrobenzene-d5 (S)	%.						66	58	23-120		
p-Terphenyl-d14 (S)	%.						84	79	18-137		
Phenol-d5 (S)	%.						63	63	24-113		

Results presented on this page are in the units indicated by the "Units" column except where an alternate unit is presented to the right of the result.

REPORT OF LABORATORY ANALYSIS

This report shall not be reproduced, except in full,
without the written consent of Pace Analytical Services, LLC.

Pace Analytical Services, LLC
575 Broad Hollow Road
Melville, NY 11747
(631)694-3040

QUALITY CONTROL DATA

Project: Kodak Hawkeye Facility
Pace Project No.: 7028852

MATRIX SPIKE & MATRIX SPIKE DUPLICATE: 180604 180605

Parameter	Units	7029600008 Result	MS Spike Conc.	MSD Spike Conc.	MS Result	MSD Result	MS % Rec	MSD % Rec	% Rec Limits	RPD	Qual
2-Methylnaphthalene	ug/kg	<69.4	1720	1720	1130	1170	65	68	31-135	4	
Acenaphthene	ug/kg	<69.4	1720	1720	1160	1260	67	73	45-109	8	
Acenaphthylene	ug/kg	<69.4	1720	1720	1150	1250	67	72	43-107	8	
Anthracene	ug/kg	<69.4	1720	1720	1400	1520	81	88	50-117	8	
Benzo(a)anthracene	ug/kg	<69.4	1720	1720	1430	1520	82	88	52-116	6	
Benzo(a)pyrene	ug/kg	<69.4	1720	1720	1370	1490	79	86	56-119	8	
Benzo(b)fluoranthene	ug/kg	<69.4	1720	1720	1350	1570	78	91	45-122	15	
Benzo(g,h,i)perylene	ug/kg	<69.4	1720	1720	895	959	52	56	30-107	7	
Benzo(k)fluoranthene	ug/kg	<69.4	1720	1720	1520	1550	88	90	54-124	2	
Chrysene	ug/kg	<69.4	1720	1720	1420	1490	82	87	48-121	5	
Dibenz(a,h)anthracene	ug/kg	<69.4	1720	1720	1050	1130	61	65	52-109	7	
Fluoranthene	ug/kg	<69.4	1720	1720	1470	1600	85	93	45-126	8	
Fluorene	ug/kg	<69.4	1720	1720	1200	1270	69	74	47-108	6	
Indeno(1,2,3-cd)pyrene	ug/kg	<69.4	1720	1720	925	955	53	55	50-108	3	
Naphthalene	ug/kg	<69.4	1720	1720	1170	1270	68	73	18-142	8	
Phenanthrene	ug/kg	<69.4	1720	1720	1400	1510	81	88	47-124	8	
Pyrene	ug/kg	<69.4	1720	1720	1480	1580	85	91	49-132	7	
1,2-Dichlorobenzene-d4 (S)	%.						55	59	20-130		
2,4,6-Tribromophenol (S)	%.						69	74	19-122		
2-Chlorophenol-d4 (S)	%.						62	68	20-130		
2-Fluorobiphenyl (S)	%.						63	67	30-115		
2-Fluorophenol (S)	%.						65	70	25-121		
Nitrobenzene-d5 (S)	%.						68	74	23-120		
p-Terphenyl-d14 (S)	%.						76	80	18-137		
Phenol-d5 (S)	%.						66	73	24-113		

Results presented on this page are in the units indicated by the "Units" column except where an alternate unit is presented to the right of the result.

This report shall not be reproduced, except in full,
without the written consent of Pace Analytical Services, LLC.

Pace Analytical Services, LLC
575 Broad Hollow Road
Melville, NY 11747
(631)694-3040

QUALITY CONTROL DATA

Project: Kodak Hawkeye Facility
Pace Project No.: 7028852

QC Batch: 38073 | Analysis Method: ASTM D2216-92M
QC Batch Method: ASTM D2216-92M | Analysis Description: Dry Weight/Percent Moisture
Associated Lab Samples: 7028852001, 7028852002, 7028852003, 7028852004, 7028852005, 7028852006

SAMPLE DUPLICATE: 176646

Parameter	Units	7028849003 Result	Dup Result	RPD	Qualifiers
Percent Moisture	%	9.8	11.8	19	

SAMPLE DUPLICATE: 176647

Parameter	Units	7028849005 Result	Dup Result	RPD	Qualifiers
Percent Moisture	%	10.8	10.9	1	

SAMPLE DUPLICATE: 176648

Parameter	Units	7028849008 Result	Dup Result	RPD	Qualifiers
Percent Moisture	%	18.4	17.1	7	

SAMPLE DUPLICATE: 176649

Parameter	Units	7028852003 Result	Dup Result	RPD	Qualifiers
Percent Moisture	%	11.9	11.5	3	

SAMPLE DUPLICATE: 176650

Parameter	Units	7028852005 Result	Dup Result	RPD	Qualifiers
Percent Moisture	%	22.2	21.9	1	

Results presented on this page are in the units indicated by the "Units" column except where an alternate unit is presented to the right of the result.

This report shall not be reproduced, except in full,
without the written consent of Pace Analytical Services, LLC.

Pace Analytical Services, LLC
575 Broad Hollow Road
Melville, NY 11747
(631)694-3040

QUALITY CONTROL DATA

Project: Kodak Hawkeye Facility
Pace Project No.: 7028852

QC Batch: 38291
QC Batch Method: ASTM D2216-92M
Associated Lab Samples: 7028852007

Analysis Method: ASTM D2216-92M
Analysis Description: Dry Weight/Percent Moisture

SAMPLE DUPLICATE: 177901

Parameter	Units	7029081002 Result	Dup Result	RPD	Qualifiers
Percent Moisture	%	7.8	8.8	11	

Results presented on this page are in the units indicated by the "Units" column except where an alternate unit is presented to the right of the result.

This report shall not be reproduced, except in full,
without the written consent of Pace Analytical Services, LLC.

Pace Analytical Services, LLC
575 Broad Hollow Road
Melville, NY 11747
(631)694-3040

QUALIFIERS

Project: Kodak Hawkeye Facility
Pace Project No.: 7028852

DEFINITIONS

DF - Dilution Factor, if reported, represents the factor applied to the reported data due to dilution of the sample aliquot.

ND - Not Detected at or above adjusted reporting limit.

TNTC - Too Numerous To Count

J - Estimated concentration above the adjusted method detection limit and below the adjusted reporting limit.

MDL - Adjusted Method Detection Limit.

PQL - Practical Quantitation Limit.

RL - Reporting Limit.

S - Surrogate

1,2-Diphenylhydrazine decomposes to and cannot be separated from Azobenzene using Method 8270. The result for each analyte is a combined concentration.

Consistent with EPA guidelines, unrounded data are displayed and have been used to calculate % recovery and RPD values.

LCS(D) - Laboratory Control Sample (Duplicate)

MS(D) - Matrix Spike (Duplicate)

DUP - Sample Duplicate

RPD - Relative Percent Difference

NC - Not Calculable.

SG - Silica Gel - Clean-Up

U - Indicates the compound was analyzed for, but not detected.

N-Nitrosodiphenylamine decomposes and cannot be separated from Diphenylamine using Method 8270. The result reported for each analyte is a combined concentration.

Pace Analytical is TNI accredited. Contact your Pace PM for the current list of accredited analytes.

TNI - The NELAC Institute.

SAMPLE QUALIFIERS

Sample: 7028852001

[1] Sample not collected according to EPA Method 5035A low level specifications. Results may be biased low.

Sample: 7028852002

[1] Sample not collected according to EPA Method 5035A low level specifications. Results may be biased low.

Sample: 7028852003

[1] Sample not collected according to EPA Method 5035A low level specifications. Results may be biased low.

Sample: 7028852004

[1] Sample not collected according to EPA Method 5035A low level specifications. Results may be biased low.

Sample: 7028852006

[1] Sample not collected according to EPA Method 5035A low level specifications. Results may be biased low.

ANALYTE QUALIFIERS

B	Analyte was detected in the associated method blank.
CH	The continuing calibration for this compound is outside of Pace Analytical acceptance limits. The results may be biased high.
CL	The continuing calibration for this compound is outside of Pace Analytical acceptance limits. The results may be biased low.
D6	The precision between the sample and sample duplicate exceeded laboratory control limits.
IH	This analyte exceeded secondary source verification criteria high for the initial calibration. The reported results should be considered an estimated value.

This report shall not be reproduced, except in full,
without the written consent of Pace Analytical Services, LLC.

Pace Analytical Services, LLC
575 Broad Hollow Road
Melville, NY 11747
(631)694-3040

QUALIFIERS

Project: Kodak Hawkeye Facility
Pace Project No.: 7028852

ANALYTE QUALIFIERS

L1	Analyte recovery in the laboratory control sample (LCS) was above QC limits. Results for this analyte in associated samples may be biased high.
L2	Analyte recovery in the laboratory control sample (LCS) was below QC limits. Results for this analyte in associated samples may be biased low.
M0	Matrix spike recovery and/or matrix spike duplicate recovery was outside laboratory control limits.
M1	Matrix spike recovery exceeded QC limits. Batch accepted based on laboratory control sample (LCS) recovery.
M6	Matrix spike and Matrix spike duplicate recovery not evaluated against control limits due to sample dilution.
R1	RPD value was outside control limits.
RS	The RPD value in one of the constituent analytes was outside the control limits.

This report shall not be reproduced, except in full,
without the written consent of Pace Analytical Services, LLC.

Pace Analytical Services, LLC
575 Broad Hollow Road
Melville, NY 11747
(631)694-3040

QUALITY CONTROL DATA CROSS REFERENCE TABLE

Project: Kodak Hawkeye Facility
Pace Project No.: 7028852

Lab ID	Sample ID	QC Batch Method	QC Batch	Analytical Method	Analytical Batch
7028852001	**SB-22**	EPA 3050B	38550	EPA 6010C	38570
7028852003	**SB-26**	EPA 3050B	38550	EPA 6010C	38570
7028852006	**BLIND DUP-4**	EPA 3050B	38550	EPA 6010C	38570
7028852001	**SB-22**	EPA 7471B	38690	EPA 7471B	38733
7028852003	**SB-26**	EPA 7471B	38690	EPA 7471B	38733
7028852006	**BLIND DUP-4**	EPA 7471B	38690	EPA 7471B	38733
7028852005	**SB-27**	EPA 3545A	38888	EPA 8270D	39352
7028852007	**BLIND DUP-5**	EPA 3545A	37903	EPA 8270D	38279
7028852001	**SB-22**	EPA 5035A-L	38623	EPA 8260C	38625
7028852002	**SB-24**	EPA 5035A-H/5030C	38898	EPA 8260C	38905
7028852003	**SB-26**	EPA 5035A-H/5030C	38898	EPA 8260C	38905
7028852004	**SB-27**	EPA 5035A-H/5030C	38898	EPA 8260C	38905
7028852006	**BLIND DUP-4**	EPA 5035A-H/5030C	38898	EPA 8260C	38905
7028852001	**SB-22**	ASTM D2216-92M	38073		
7028852002	**SB-24**	ASTM D2216-92M	38073		
7028852003	**SB-26**	ASTM D2216-92M	38073		
7028852004	**SB-27**	ASTM D2216-92M	38073		
7028852005	**SB-27**	ASTM D2216-92M	38073		
7028852006	**BLIND DUP-4**	ASTM D2216-92M	38073		
7028852007	**BLIND DUP-5**	ASTM D2216-92M	38291		

This report shall not be reproduced, except in full,
without the written consent of Pace Analytical Services, LLC.

Pace Analytical®
www.pacelabs.com

CHAIN-OF-CUSTODY / Analytical Request Document

The Chain-of-Custody is a LEGAL DOCUMENT. All relevant fields must be completed accurately.

Page: 1 of 1

2201124

Section A Required Client Information:	Section B Required Project Information:	Section C Invoice Information:
Company: LABELLA	Report To: Ann Aquilina / Alex Brett	Attention: ap@LabellaPC.com
Address: 300 STATE STREET	Copy To:	Company Name: Labella
ROCHESTER, NY 14614		Address: 300 State Street (Same)
Email To: abrett@LabellaPC.com; aquilina@labellaPC.com	Purchase Order No.: 2172124	Pace Quote Reference: 00040692
Phone: 585-295-6289 Fax:	Project Name: KODAK HAWKEYE FACILITY	Pace Project Manager: Lauren Buono
Requested Due Date/TAT: standard	Project Number: 2172124	Pace Profile #:

REGULATORY AGENCY

☐ NPDES ☐ GROUND WATER ☐ DRINKING WATER
☐ UST ☐ RCRA ☐ OTHER

Site Location STATE: NY

Section D Required Client Information

Matrix Codes MATRIX / CODE: Drinking Water DW; Water WT; Waste Water WW; Product P; Soil/Solid SL; Oil OL; Wipe WP; Air AR; Tissue TS; Other OT

SAMPLE ID (A-Z, 0-9 / ,-) Sample IDs MUST BE UNIQUE

Requested Analysis Filtered (Y/N)

ITEM #	SAMPLE ID	MATRIX CODE (see valid codes to left)	SAMPLE TYPE (G=GRAB C=COMP)	COLLECTED COMPOSITE START DATE	COLLECTED COMPOSITE START TIME	COLLECTED COMPOSITE END/GRAB DATE	COLLECTED COMPOSITE END/GRAB TIME	SAMPLE TEMP AT COLLECTION	# OF CONTAINERS	Unpreserved	H_2SO_4	HNO_3	HCl	NaOH	$Na_2S_2O_3$	Methanol	Other	Analysis Test (Y/N)	TCL/CP-51 VOC	CP-51 SVOC	TAL Metals	Residual Chlorine (Y/N)	Pace Project No./ Lab I.D.
1	SB-22	SL	G	~~9/1/17~~	~~1125~~ AB	9/1/17	1125		2	X									X		X		001
2	SB-24	SL	G	—	—	9/1/17	1354		1	X									X				002
3	SB-26	SL	G	—	—	9/1/17	1500	5	~~6~~	X	(LSD) 9/5/17								X		X		003
4	SB-27	SL	G	—	—	9/1/17	1530		4	X									X	X			004/005
5	Blind Dup-4	SL	C	—	—	9/1/17	—		2	X									X		X		006
6	Blind Dup-5	SL	G	—	—	9/1/17	—		1	X										X			007
7																							
8																							
9																							
10																							
11																							
12																							

WO#:7028852

7028852

ADDITIONAL COMMENTS	RELINQUISHED BY / AFFILIATION	DATE	TIME	ACCEPTED BY / AFFILIATION	DATE	TIME	SAMPLE CONDITIONS
MS/MSD → SB-26 (VOC, Metals)	[signature] LaBella	9/1/17	1630	[signature] LABELLA	9/1/17	1630	
MS/MSD → SB-27 (SVOC)	[signature] LABELLA	9/1/17	1730	FEDEX			
				[signature]	9/2/17	10:00	4.9 C

ORIGINAL

SAMPLER NAME AND SIGNATURE

PRINT Name of SAMPLER: Alexander Brett

SIGNATURE of SAMPLER: [signature] DATE Signed (MM/DD/YY): 09/01/17

Temp in °C | Received on Ice (Y/N) | Custody Sealed Cooler (Y/N) | Samples Intact (Y/N)

*Important Note: By signing this form you are accepting Pace's NET 30 day payment terms and agreeing to late charges of 1.5% per month for any invoices not paid within 30 days.

F-ALL-Q-020rev.07, 15-May-2007

Sample Condition Upon Receipt

Pace Analytical™ Long Island Laboratory

WO#: 7028852
PM: JSA Due Date: 09/12/17
CLIENT: LBA

Client Name: LBA

Projec

Courier: ☑ Fed Ex ☐ UPS ☐ USPS ☐ Client ☐ Commercial ☐ Pace ☐ Other

Tracking #: 8081 0037 4267

Custody Seal on Cooler/Box Present: ☑ Yes ☐ No

Seals intact: ☐ Yes ☐ No

Packing Material: ☐ Bubble Wrap ☐ Bubble Bags ☑ Ziploc ☐ None ☐ Other

Type of Ice: Wet Blue None

Thermometer Used: TH092

Correction Factor: +0.1

☐ Samples on ice, cooling process has begun

Cooler Temperature (°C): 4.9

Cooler Temperature Corrected (°C): 5.0

Date/Time 5035A kits placed in freezer _____

Temp should be above freezing to 6.0°C

Date and Initials of person examining contents: SK 9/12/17

USDA Regulated Soil (☐ N/A, water sample)

Did samples originate in a quarantine zone within the United States: AL, AR, CA, FL, GA, ID, LA, MS, NC, NM, NY, OK, OR, SC, TN, TX, or VA (check map)? ☐ YES ☐ NO

Did samples orignate from a foreign source (internationally, including Hawaii and Puerto Rico)? ☐ Yes ☒ No

If Yes to either question, fill out a Regulated Soil Checklist (F-LI-C-010) and include with SCUR/COC paperwork.

				COMMENTS:
Chain of Custody Present:	☑ Yes	☐ No		1.
Chain of Custody Filled Out:	☑ Yes	☐ No		2.
Chain of Custody Relinquished:	☑ Yes	☐ No		3.
Sampler Name & Signature on COC:	☑ Yes	☐ No	☐ N/A	4.
Samples Arrived within Hold Time:	☑ Yes	☐ No		5.
Short Hold Time Analysis (<72hr):	☐ Yes	☑ No		6.
Rush Turn Around Time Requested:	☐ Yes	☑ No		7.
Sufficient Volume: (Triple volume provided for MS/MSD)	☑ Yes	☐ No		8.
Correct Containers Used:	☑ Yes	☑ No VOCs		9.
-Pace Containers Used:	☑ Yes	☐ No		
Containers Intact:	☑ Yes	☐ No		10.
Filtered volume received for Dissolved tests	☐ Yes	☐ No	☑ N/A	11. Note if sediment is visible in the dissolved container.
Sample Labels match COC: -Includes date/time/ID/Analysis Matrix: SL WT OIL	☑ Yes	☐ No		12.
All containers needing preservation have been checked	☐ Yes	☐ No	☑ N/A	13. ☐ HNO_3 ☐ H_2SO_4 ☐ NaOH ☐ HCl
pH paper Lot #				Sample #
All containers needing preservation are found to be in compliance with EPA recommendation? (HNO_3, H_2SO_4, HCl, NaOH>9 Sulfide, NaOH>12 Cyanide) Exceptions: VOA, Coliform, TOC/DOC, Oil and Grease, DRO/8015 (water). Per Method, VOA pH is checked after analysis	☐ Yes	☐ No	☑ N/A	Initial when completed: / Lot # of added preservative: / Date/Time preservative added
Samples checked for dechlorination:	☐ Yes	☐ No	☑ N/A	14. Positive for Res. Chlorine? Y N
Residual chlorine strips Lot #				
Headspace in VOA Vials (>6mm):	☐ Yes	☐ No	☑ N/A	15.
Trip Blank Present:	☐ Yes	☐ No	☑ N/A	16.
Trip Blank Custody Seals Present	☐ Yes	☐ No	☑ N/A	
Pace Trip Blank Lot # (if applicable): _____				

Field Data Required? Y / N

Client Notification/ Resolution:

Date/Time: _____

Person Contacted: _____

Comments/ Resolution: Sampling method 5035A not followed. 2 jars broke for sample ID SB-26. One of those jars was able to be transferred into another jar and will be used only if necessary. 1 jar broke for sample ID SB-27. This will only be used if necessary. The caps broke on one jar for SB-22 and Blind DUP 4

* PM (Project Manager) review is documented electronically in LIMS.

Pace Analytical Services, LLC
575 Broad Hollow Road
Melville, NY 11747
(631)694-3040

September 14, 2017

Ann Aquilina
LaBella Associates
300 State Street
Suite 201
Rochester, NY 14614

RE: Project: Kodak Hawkeye Facility
Pace Project No.: 7028849

Dear Ann Aquilina:
Enclosed are the analytical results for sample(s) received by the laboratory on September 02, 2017. The results relate only to the samples included in this report. Results reported herein conform to the most current, applicable TNI/NELAC standards and the laboratory's Quality Assurance Manual, where applicable, unless otherwise noted in the body of the report.

If you have any questions concerning this report, please feel free to contact me.

Sincerely,

Jennifer Aracri
jennifer.aracri@pacelabs.com
(631)694-3040
Project Manager

Enclosures

cc: Allan Engelbert, LaBella Associates

This report shall not be reproduced, except in full,
without the written consent of Pace Analytical Services, LLC.

Pace Analytical Services, LLC
575 Broad Hollow Road
Melville, NY 11747
(631)694-3040

CERTIFICATIONS

Project:	Kodak Hawkeye Facility
Pace Project No.:	7028849

Long Island Certification IDs

575 Broad Hollow Rd, Melville, NY 11747
New York Certification #: 10478 Primary Accrediting Body
New Jersey Certification #: NY158
Pennsylvania Certification #: 68-00350
Connecticut Certification #: PH-0435
Maryland Certification #: 208
Rhode Island Certification #: LAO00340
Massachusetts Certification #: M-NY026
New Hampshire Certification #: 2987

This report shall not be reproduced, except in full,
without the written consent of Pace Analytical Services, LLC.

Pace Analytical Services, LLC
575 Broad Hollow Road
Melville, NY 11747
(631)694-3040

ANALYTICAL RESULTS

Project: Kodak Hawkeye Facility
Pace Project No.: 7028849

Sample: SB-01 **Lab ID: 7028849001** Collected: 08/30/17 09:25 Received: 09/02/17 10:00 Matrix: Solid

Results reported on a "dry weight" basis and are adjusted for percent moisture, sample size and any dilutions.

Parameters	Results	Units	Report Limit	DF	Prepared	Analyzed	CAS No.	Qual
6010 MET ICP	Analytical Method: EPA 6010C Preparation Method: EPA 3050B							
Aluminum	**3470**	mg/kg	11.4	1	09/11/17 12:15	09/12/17 11:03	7429-90-5	
Antimony	**<3.4**	mg/kg	3.4	1	09/11/17 12:15	09/12/17 11:03	7440-36-0	
Arsenic	**4.6**	mg/kg	0.57	1	09/11/17 12:15	09/12/17 11:03	7440-38-2	
Barium	**36.5**	mg/kg	11.4	1	09/11/17 12:15	09/12/17 11:03	7440-39-3	
Beryllium	**0.21J**	mg/kg	0.28	1	09/11/17 12:15	09/12/17 11:03	7440-41-7	
Cadmium	**0.25**	mg/kg	0.14	1	09/11/17 12:15	09/12/17 11:03	7440-43-9	
Calcium	**157000**	mg/kg	569	10	09/11/17 12:15	09/12/17 14:26	7440-70-2	
Chromium	**2.0**	mg/kg	0.57	1	09/11/17 12:15	09/12/17 11:03	7440-47-3	
Cobalt	**3.2**	mg/kg	2.8	1	09/11/17 12:15	09/12/17 11:03	7440-48-4	
Copper	**14.1**	mg/kg	1.4	1	09/11/17 12:15	09/12/17 11:03	7440-50-8	
Iron	**9210**	mg/kg	5.7	1	09/11/17 12:15	09/12/17 11:03	7439-89-6	
Lead	**16.6**	mg/kg	0.28	1	09/11/17 12:15	09/12/17 11:03	7439-92-1	
Magnesium	**14800**	mg/kg	56.9	1	09/11/17 12:15	09/12/17 11:03	7439-95-4	
Manganese	**342**	mg/kg	0.85	1	09/11/17 12:15	09/12/17 11:03	7439-96-5	
Nickel	**8.2**	mg/kg	2.3	1	09/11/17 12:15	09/12/17 11:03	7440-02-0	
Potassium	**1930**	mg/kg	285	1	09/11/17 12:15	09/12/17 11:03	7440-09-7	
Selenium	**<0.57**	mg/kg	0.57	1	09/11/17 12:15	09/12/17 11:03	7782-49-2	
Silver	**<0.57**	mg/kg	0.57	1	09/11/17 12:15	09/12/17 11:03	7440-22-4	
Sodium	**2240**	mg/kg	285	1	09/11/17 12:15	09/12/17 11:03	7440-23-5	
Thallium	**<0.57**	mg/kg	0.57	1	09/11/17 12:15	09/12/17 11:03	7440-28-0	
Vanadium	**6.7**	mg/kg	2.8	1	09/11/17 12:15	09/12/17 11:03	7440-62-2	
Zinc	**16.8**	mg/kg	1.1	1	09/11/17 12:15	09/12/17 11:03	7440-66-6	
7471 Mercury	Analytical Method: EPA 7471B Preparation Method: EPA 7471B							
Mercury	**0.13**	mg/kg	0.043	1	09/12/17 11:19	09/12/17 16:43	7439-97-6	B
8270 MSSV	Analytical Method: EPA 8270D Preparation Method: EPA 3545A							
2-Methylnaphthalene	**<80.0**	ug/kg	80.0	1	09/06/17 12:00	09/08/17 17:48	91-57-6	
Acenaphthene	**<80.0**	ug/kg	80.0	1	09/06/17 12:00	09/08/17 17:48	83-32-9	
Acenaphthylene	**<80.0**	ug/kg	80.0	1	09/06/17 12:00	09/08/17 17:48	208-96-8	
Anthracene	**<80.0**	ug/kg	80.0	1	09/06/17 12:00	09/08/17 17:48	120-12-7	
Benzo(a)anthracene	**<80.0**	ug/kg	80.0	1	09/06/17 12:00	09/08/17 17:48	56-55-3	
Benzo(a)pyrene	**<80.0**	ug/kg	80.0	1	09/06/17 12:00	09/08/17 17:48	50-32-8	
Benzo(b)fluoranthene	**<80.0**	ug/kg	80.0	1	09/06/17 12:00	09/08/17 17:48	205-99-2	
Benzo(g,h,i)perylene	**<80.0**	ug/kg	80.0	1	09/06/17 12:00	09/08/17 17:48	191-24-2	L1
Benzo(k)fluoranthene	**<80.0**	ug/kg	80.0	1	09/06/17 12:00	09/08/17 17:48	207-08-9	
Chrysene	**<80.0**	ug/kg	80.0	1	09/06/17 12:00	09/08/17 17:48	218-01-9	
Dibenz(a,h)anthracene	**<80.0**	ug/kg	80.0	1	09/06/17 12:00	09/08/17 17:48	53-70-3	L1
Fluoranthene	**<80.0**	ug/kg	80.0	1	09/06/17 12:00	09/08/17 17:48	206-44-0	
Fluorene	**<80.0**	ug/kg	80.0	1	09/06/17 12:00	09/08/17 17:48	86-73-7	
Indeno(1,2,3-cd)pyrene	**<80.0**	ug/kg	80.0	1	09/06/17 12:00	09/08/17 17:48	193-39-5	L1
Naphthalene	**<80.0**	ug/kg	80.0	1	09/06/17 12:00	09/08/17 17:48	91-20-3	
Phenanthrene	**<80.0**	ug/kg	80.0	1	09/06/17 12:00	09/08/17 17:48	85-01-8	
Pyrene	**<80.0**	ug/kg	80.0	1	09/06/17 12:00	09/08/17 17:48	129-00-0	
Surrogates								
Nitrobenzene-d5 (S)	40	%.	23-120	1	09/06/17 12:00	09/08/17 17:48	4165-60-0	

REPORT OF LABORATORY ANALYSIS

This report shall not be reproduced, except in full,
without the written consent of Pace Analytical Services, LLC.

Pace Analytical Services, LLC
575 Broad Hollow Road
Melville, NY 11747
(631)694-3040

ANALYTICAL RESULTS

Project: Kodak Hawkeye Facility
Pace Project No.: 7028849

Sample: SB-01 **Lab ID: 7028849001** Collected: 08/30/17 09:25 Received: 09/02/17 10:00 Matrix: Solid

Results reported on a "dry weight" basis and are adjusted for percent moisture, sample size and any dilutions.

Parameters	Results	Units	Report Limit	DF	Prepared	Analyzed	CAS No.	Qual
8270 MSSV	Analytical Method: EPA 8270D Preparation Method: EPA 3545A							
Surrogates								
2-Fluorobiphenyl (S)	36	%.	30-115	1	09/06/17 12:00	09/08/17 17:48	321-60-8	
p-Terphenyl-d14 (S)	39	%.	18-137	1	09/06/17 12:00	09/08/17 17:48	1718-51-0	
Phenol-d5 (S)	37	%.	24-113	1	09/06/17 12:00	09/08/17 17:48	4165-62-2	
2-Fluorophenol (S)	33	%.	25-121	1	09/06/17 12:00	09/08/17 17:48	367-12-4	
2,4,6-Tribromophenol (S)	29	%.	19-122	1	09/06/17 12:00	09/08/17 17:48	118-79-6	
2-Chlorophenol-d4 (S)	33	%.	20-130	1	09/06/17 12:00	09/08/17 17:48	93951-73-6	
1,2-Dichlorobenzene-d4 (S)	86	%.	20-130	1	09/06/17 12:00	09/08/17 17:48	2199-69-1	
8260C MSV 5035A-L Low Level	Analytical Method: EPA 8260C Preparation Method: EPA 5035A-L							
1,1,1-Trichloroethane	**<2.7**	ug/kg	2.7	1	09/08/17 08:40	09/08/17 14:16	71-55-6	
1,1,2,2-Tetrachloroethane	**<2.7**	ug/kg	2.7	1	09/08/17 08:40	09/08/17 14:16	79-34-5	
1,1,2-Trichloroethane	**<2.7**	ug/kg	2.7	1	09/08/17 08:40	09/08/17 14:16	79-00-5	
1,1,2-Trichlorotrifluoroethane	**<2.7**	ug/kg	2.7	1	09/08/17 08:40	09/08/17 14:16	76-13-1	
1,1-Dichloroethane	**<2.7**	ug/kg	2.7	1	09/08/17 08:40	09/08/17 14:16	75-34-3	IH
1,1-Dichloroethene	**<2.7**	ug/kg	2.7	1	09/08/17 08:40	09/08/17 14:16	75-35-4	
1,2,4-Trichlorobenzene	**<2.7**	ug/kg	2.7	1	09/08/17 08:40	09/08/17 14:16	120-82-1	
1,2-Dibromo-3-chloropropane	**<2.7**	ug/kg	2.7	1	09/08/17 08:40	09/08/17 14:16	96-12-8	
1,2-Dibromoethane (EDB)	**<2.7**	ug/kg	2.7	1	09/08/17 08:40	09/08/17 14:16	106-93-4	
1,2-Dichlorobenzene	**<2.7**	ug/kg	2.7	1	09/08/17 08:40	09/08/17 14:16	95-50-1	
1,2-Dichloroethane	**<2.7**	ug/kg	2.7	1	09/08/17 08:40	09/08/17 14:16	107-06-2	
1,2-Dichloropropane	**<2.7**	ug/kg	2.7	1	09/08/17 08:40	09/08/17 14:16	78-87-5	
1,3-Dichlorobenzene	**<2.7**	ug/kg	2.7	1	09/08/17 08:40	09/08/17 14:16	541-73-1	
1,4-Dichlorobenzene	**<2.7**	ug/kg	2.7	1	09/08/17 08:40	09/08/17 14:16	106-46-7	
2-Butanone (MEK)	**<2.7**	ug/kg	2.7	1	09/08/17 08:40	09/08/17 14:16	78-93-3	
2-Hexanone	**<2.7**	ug/kg	2.7	1	09/08/17 08:40	09/08/17 14:16	591-78-6	
4-Methyl-2-pentanone (MIBK)	**<2.7**	ug/kg	2.7	1	09/08/17 08:40	09/08/17 14:16	108-10-1	
Acetone	**<2.7**	ug/kg	2.7	1	09/08/17 08:40	09/08/17 14:16	67-64-1	
Benzene	**<2.7**	ug/kg	2.7	1	09/08/17 08:40	09/08/17 14:16	71-43-2	
Bromodichloromethane	**<2.7**	ug/kg	2.7	1	09/08/17 08:40	09/08/17 14:16	75-27-4	
Bromoform	**<2.7**	ug/kg	2.7	1	09/08/17 08:40	09/08/17 14:16	75-25-2	
Bromomethane	**<2.7**	ug/kg	2.7	1	09/08/17 08:40	09/08/17 14:16	74-83-9	
Carbon disulfide	**<2.7**	ug/kg	2.7	1	09/08/17 08:40	09/08/17 14:16	75-15-0	
Carbon tetrachloride	**<2.7**	ug/kg	2.7	1	09/08/17 08:40	09/08/17 14:16	56-23-5	
Chlorobenzene	**<2.7**	ug/kg	2.7	1	09/08/17 08:40	09/08/17 14:16	108-90-7	
Chloroethane	**<2.7**	ug/kg	2.7	1	09/08/17 08:40	09/08/17 14:16	75-00-3	
Chloroform	**<2.7**	ug/kg	2.7	1	09/08/17 08:40	09/08/17 14:16	67-66-3	
Chloromethane	**<2.7**	ug/kg	2.7	1	09/08/17 08:40	09/08/17 14:16	74-87-3	
Cyclohexane	**<2.7**	ug/kg	2.7	1	09/08/17 08:40	09/08/17 14:16	110-82-7	
Dibromochloromethane	**<2.7**	ug/kg	2.7	1	09/08/17 08:40	09/08/17 14:16	124-48-1	
Dichlorodifluoromethane	**<2.7**	ug/kg	2.7	1	09/08/17 08:40	09/08/17 14:16	75-71-8	
Ethylbenzene	**<2.7**	ug/kg	2.7	1	09/08/17 08:40	09/08/17 14:16	100-41-4	
Isopropylbenzene (Cumene)	**<2.7**	ug/kg	2.7	1	09/08/17 08:40	09/08/17 14:16	98-82-8	
Methyl acetate	**<2.7**	ug/kg	2.7	1	09/08/17 08:40	09/08/17 14:16	79-20-9	IH
Methyl-tert-butyl ether	**<2.7**	ug/kg	2.7	1	09/08/17 08:40	09/08/17 14:16	1634-04-4	
Methylcyclohexane	**<2.7**	ug/kg	2.7	1	09/08/17 08:40	09/08/17 14:16	108-87-2	

This report shall not be reproduced, except in full,
without the written consent of Pace Analytical Services, LLC.

Pace Analytical Services, LLC
575 Broad Hollow Road
Melville, NY 11747
(631)694-3040

ANALYTICAL RESULTS

Project: Kodak Hawkeye Facility
Pace Project No.: 7028849

Sample: SB-01 **Lab ID: 7028849001** Collected: 08/30/17 09:25 Received: 09/02/17 10:00 Matrix: Solid

Results reported on a "dry weight" basis and are adjusted for percent moisture, sample size and any dilutions.

Parameters	Results	Units	Report Limit	DF	Prepared	Analyzed	CAS No.	Qual
8260C MSV 5035A-L Low Level	Analytical Method: EPA 8260C Preparation Method: EPA 5035A-L							
Methylene Chloride	**2.4J**	ug/kg	2.7	1	09/08/17 08:40	09/08/17 14:16	75-09-2	
Styrene	**<2.7**	ug/kg	2.7	1	09/08/17 08:40	09/08/17 14:16	100-42-5	
Tetrachloroethene	**<2.7**	ug/kg	2.7	1	09/08/17 08:40	09/08/17 14:16	127-18-4	
Toluene	**<2.7**	ug/kg	2.7	1	09/08/17 08:40	09/08/17 14:16	108-88-3	
Trichloroethene	**<2.7**	ug/kg	2.7	1	09/08/17 08:40	09/08/17 14:16	79-01-6	
Trichlorofluoromethane	**<2.7**	ug/kg	2.7	1	09/08/17 08:40	09/08/17 14:16	75-69-4	
Vinyl chloride	**<2.7**	ug/kg	2.7	1	09/08/17 08:40	09/08/17 14:16	75-01-4	
Xylene (Total)	**<5.5**	ug/kg	5.5	1	09/08/17 08:40	09/08/17 14:16	1330-20-7	
cis-1,2-Dichloroethene	**<2.7**	ug/kg	2.7	1	09/08/17 08:40	09/08/17 14:16	156-59-2	
cis-1,3-Dichloropropene	**<2.7**	ug/kg	2.7	1	09/08/17 08:40	09/08/17 14:16	10061-01-5	
trans-1,2-Dichloroethene	**<2.7**	ug/kg	2.7	1	09/08/17 08:40	09/08/17 14:16	156-60-5	
trans-1,3-Dichloropropene	**<2.7**	ug/kg	2.7	1	09/08/17 08:40	09/08/17 14:16	10061-02-6	
Surrogates								
Toluene-d8 (S)	97	%.	43-157	1	09/08/17 08:40	09/08/17 14:16	2037-26-5	
4-Bromofluorobenzene (S)	97	%.	34-145	1	09/08/17 08:40	09/08/17 14:16	460-00-4	
1,2-Dichloroethane-d4 (S)	109	%.	33-150	1	09/08/17 08:40	09/08/17 14:16	17060-07-0	
Percent Moisture	Analytical Method: ASTM D2216-92M							
Percent Moisture	**16.3**	%	0.10	1		09/06/17 18:04		

This report shall not be reproduced, except in full,
without the written consent of Pace Analytical Services, LLC.

Pace Analytical Services, LLC
575 Broad Hollow Road
Melville, NY 11747
(631)694-3040

ANALYTICAL RESULTS

Project: Kodak Hawkeye Facility
Pace Project No.: 7028849

Sample: SB-02 **Lab ID: 7028849002** Collected: 08/30/17 10:00 Received: 09/02/17 10:00 Matrix: Solid

Results reported on a "dry weight" basis and are adjusted for percent moisture, sample size and any dilutions.

Parameters	Results	Units	Report Limit	DF	Prepared	Analyzed	CAS No.	Qual
8260 MSV 5035A-H Med Level	Analytical Method: EPA 8260C Preparation Method: EPA 5035A-H/5030C							
Acetone	**<121**	ug/kg	121	0.96	09/13/17 10:26	09/12/17 08:35	67-64-1	
Benzene	**<121**	ug/kg	121	0.96	09/13/17 10:26	09/12/17 08:35	71-43-2	
Bromodichloromethane	**<121**	ug/kg	121	0.96	09/13/17 10:26	09/12/17 08:35	75-27-4	
Bromoform	**<121**	ug/kg	121	0.96	09/13/17 10:26	09/12/17 08:35	75-25-2	
Bromomethane	**<121**	ug/kg	121	0.96	09/13/17 10:26	09/12/17 08:35	74-83-9	
2-Butanone (MEK)	**<121**	ug/kg	121	0.96	09/13/17 10:26	09/12/17 08:35	78-93-3	CL
Carbon disulfide	**<121**	ug/kg	121	0.96	09/13/17 10:26	09/12/17 08:35	75-15-0	
Carbon tetrachloride	**<121**	ug/kg	121	0.96	09/13/17 10:26	09/12/17 08:35	56-23-5	
Chlorobenzene	**<121**	ug/kg	121	0.96	09/13/17 10:26	09/12/17 08:35	108-90-7	
Chloroethane	**<121**	ug/kg	121	0.96	09/13/17 10:26	09/12/17 08:35	75-00-3	L2
Chloroform	**<121**	ug/kg	121	0.96	09/13/17 10:26	09/12/17 08:35	67-66-3	
Chloromethane	**<121**	ug/kg	121	0.96	09/13/17 10:26	09/12/17 08:35	74-87-3	
Cyclohexane	**1700**	ug/kg	121	0.96	09/13/17 10:26	09/12/17 08:35	110-82-7	
1,2-Dibromo-3-chloropropane	**<121**	ug/kg	121	0.96	09/13/17 10:26	09/12/17 08:35	96-12-8	CL
Dibromochloromethane	**<121**	ug/kg	121	0.96	09/13/17 10:26	09/12/17 08:35	124-48-1	
1,2-Dibromoethane (EDB)	**<121**	ug/kg	121	0.96	09/13/17 10:26	09/12/17 08:35	106-93-4	
1,2-Dichlorobenzene	**<121**	ug/kg	121	0.96	09/13/17 10:26	09/12/17 08:35	95-50-1	
1,3-Dichlorobenzene	**<121**	ug/kg	121	0.96	09/13/17 10:26	09/12/17 08:35	541-73-1	
1,4-Dichlorobenzene	**<121**	ug/kg	121	0.96	09/13/17 10:26	09/12/17 08:35	106-46-7	
Dichlorodifluoromethane	**<121**	ug/kg	121	0.96	09/13/17 10:26	09/12/17 08:35	75-71-8	
1,1-Dichloroethane	**<121**	ug/kg	121	0.96	09/13/17 10:26	09/12/17 08:35	75-34-3	
1,2-Dichloroethane	**<121**	ug/kg	121	0.96	09/13/17 10:26	09/12/17 08:35	107-06-2	
1,1-Dichloroethene	**<121**	ug/kg	121	0.96	09/13/17 10:26	09/12/17 08:35	75-35-4	
cis-1,2-Dichloroethene	**<121**	ug/kg	121	0.96	09/13/17 10:26	09/12/17 08:35	156-59-2	
trans-1,2-Dichloroethene	**<121**	ug/kg	121	0.96	09/13/17 10:26	09/12/17 08:35	156-60-5	
1,2-Dichloropropane	**<121**	ug/kg	121	0.96	09/13/17 10:26	09/12/17 08:35	78-87-5	
cis-1,3-Dichloropropene	**<121**	ug/kg	121	0.96	09/13/17 10:26	09/12/17 08:35	10061-01-5	
trans-1,3-Dichloropropene	**<121**	ug/kg	121	0.96	09/13/17 10:26	09/12/17 08:35	10061-02-6	
Ethylbenzene	**100J**	ug/kg	121	0.96	09/13/17 10:26	09/12/17 08:35	100-41-4	
2-Hexanone	**<121**	ug/kg	121	0.96	09/13/17 10:26	09/12/17 08:35	591-78-6	
Isopropylbenzene (Cumene)	**255**	ug/kg	121	0.96	09/13/17 10:26	09/12/17 08:35	98-82-8	
Methyl acetate	**<121**	ug/kg	121	0.96	09/13/17 10:26	09/12/17 08:35	79-20-9	IH
Methylcyclohexane	**8310**	ug/kg	121	0.96	09/13/17 10:26	09/12/17 08:35	108-87-2	
Methylene Chloride	**<121**	ug/kg	121	0.96	09/13/17 10:26	09/12/17 08:35	75-09-2	
4-Methyl-2-pentanone (MIBK)	**<121**	ug/kg	121	0.96	09/13/17 10:26	09/12/17 08:35	108-10-1	
Methyl-tert-butyl ether	**<121**	ug/kg	121	0.96	09/13/17 10:26	09/12/17 08:35	1634-04-4	
Styrene	**<121**	ug/kg	121	0.96	09/13/17 10:26	09/12/17 08:35	100-42-5	
1,1,2,2-Tetrachloroethane	**<121**	ug/kg	121	0.96	09/13/17 10:26	09/12/17 08:35	79-34-5	
Tetrachloroethene	**<121**	ug/kg	121	0.96	09/13/17 10:26	09/12/17 08:35	127-18-4	
Toluene	**<121**	ug/kg	121	0.96	09/13/17 10:26	09/12/17 08:35	108-88-3	
1,2,4-Trichlorobenzene	**<121**	ug/kg	121	0.96	09/13/17 10:26	09/12/17 08:35	120-82-1	
1,1,1-Trichloroethane	**<121**	ug/kg	121	0.96	09/13/17 10:26	09/12/17 08:35	71-55-6	
1,1,2-Trichloroethane	**<121**	ug/kg	121	0.96	09/13/17 10:26	09/12/17 08:35	79-00-5	L2
Trichloroethene	**<121**	ug/kg	121	0.96	09/13/17 10:26	09/12/17 08:35	79-01-6	
Trichlorofluoromethane	**<121**	ug/kg	121	0.96	09/13/17 10:26	09/12/17 08:35	75-69-4	L2
1,1,2-Trichlorotrifluoroethane	**<121**	ug/kg	121	0.96	09/13/17 10:26	09/12/17 08:35	76-13-1	

This report shall not be reproduced, except in full,
without the written consent of Pace Analytical Services, LLC.

Pace Analytical Services, LLC
575 Broad Hollow Road
Melville, NY 11747
(631)694-3040

ANALYTICAL RESULTS

Project: Kodak Hawkeye Facility
Pace Project No.: 7028849

Sample: SB-02 **Lab ID: 7028849002** Collected: 08/30/17 10:00 Received: 09/02/17 10:00 Matrix: Solid

Results reported on a "dry weight" basis and are adjusted for percent moisture, sample size and any dilutions.

Parameters	Results	Units	Report Limit	DF	Prepared	Analyzed	CAS No.	Qual
8260 MSV 5035A-H Med Level	Analytical Method: EPA 8260C Preparation Method: EPA 5035A-H/5030C							
Vinyl chloride	**<121**	ug/kg	121	0.96	09/13/17 10:26	09/12/17 08:35	75-01-4	
Xylene (Total)	**120J**	ug/kg	241	0.96	09/13/17 10:26	09/12/17 08:35	1330-20-7	
Surrogates								
Toluene-d8 (S)	75	%.	43-157	0.96	09/13/17 10:26	09/12/17 08:35	2037-26-5	
4-Bromofluorobenzene (S)	91	%.	34-145	0.96	09/13/17 10:26	09/12/17 08:35	460-00-4	
1,2-Dichloroethane-d4 (S)	87	%.	33-150	0.96	09/13/17 10:26	09/12/17 08:35	17060-07-0	
Percent Moisture	Analytical Method: ASTM D2216-92M							
Percent Moisture	**18.1**	%	0.10	1		09/06/17 18:05		

This report shall not be reproduced, except in full,
without the written consent of Pace Analytical Services, LLC.

Pace Analytical Services, LLC
575 Broad Hollow Road
Melville, NY 11747
(631)694-3040

ANALYTICAL RESULTS

Project: Kodak Hawkeye Facility
Pace Project No.: 7028849

Sample: SB-10 **Lab ID: 7028849003** Collected: 08/31/17 09:15 Received: 09/02/17 10:00 Matrix: Solid

Results reported on a "dry weight" basis and are adjusted for percent moisture, sample size and any dilutions.

Parameters	Results	Units	Report Limit	DF	Prepared	Analyzed	CAS No.	Qual
8082 GCS PCB	Analytical Method: EPA 8082A Preparation Method: EPA 3545A							
PCB-1016 (Aroclor 1016)	**<36.4**	ug/kg	36.4	1	09/07/17 12:15	09/12/17 09:26	12674-11-2	
PCB-1221 (Aroclor 1221)	**<74.0**	ug/kg	74.0	1	09/07/17 12:15	09/12/17 09:26	11104-28-2	
PCB-1232 (Aroclor 1232)	**<36.4**	ug/kg	36.4	1	09/07/17 12:15	09/12/17 09:26	11141-16-5	
PCB-1242 (Aroclor 1242)	**<36.4**	ug/kg	36.4	1	09/07/17 12:15	09/12/17 09:26	53469-21-9	
PCB-1248 (Aroclor 1248)	**<36.4**	ug/kg	36.4	1	09/07/17 12:15	09/12/17 09:26	12672-29-6	
PCB-1254 (Aroclor 1254)	**<36.4**	ug/kg	36.4	1	09/07/17 12:15	09/12/17 09:26	11097-69-1	
PCB-1260 (Aroclor 1260)	**<36.4**	ug/kg	36.4	1	09/07/17 12:15	09/12/17 09:26	11096-82-5	
Surrogates								
Tetrachloro-m-xylene (S)	48	%.	30-150	1	09/07/17 12:15	09/12/17 09:26	877-09-8	
Decachlorobiphenyl (S)	71	%.	30-150	1	09/07/17 12:15	09/12/17 09:26	2051-24-3	
8260C MSV 5035A-L Low Level	Analytical Method: EPA 8260C Preparation Method: EPA 5035A-L							
1,1,1-Trichloroethane	**<2.3**	ug/kg	2.3	1	09/08/17 08:40	09/08/17 14:37	71-55-6	R1
1,1,2,2-Tetrachloroethane	**<2.3**	ug/kg	2.3	1	09/08/17 08:40	09/08/17 14:37	79-34-5	
1,1,2-Trichloroethane	**<2.3**	ug/kg	2.3	1	09/08/17 08:40	09/08/17 14:37	79-00-5	R1
1,1,2-Trichlorotrifluoroethane	**<2.3**	ug/kg	2.3	1	09/08/17 08:40	09/08/17 14:37	76-13-1	R1
1,1-Dichloroethane	**<2.3**	ug/kg	2.3	1	09/08/17 08:40	09/08/17 14:37	75-34-3	IH,R1
1,1-Dichloroethene	**<2.3**	ug/kg	2.3	1	09/08/17 08:40	09/08/17 14:37	75-35-4	
1,2,4-Trichlorobenzene	**<2.3**	ug/kg	2.3	1	09/08/17 08:40	09/08/17 14:37	120-82-1	R1
1,2-Dibromo-3-chloropropane	**<2.3**	ug/kg	2.3	1	09/08/17 08:40	09/08/17 14:37	96-12-8	
1,2-Dibromoethane (EDB)	**<2.3**	ug/kg	2.3	1	09/08/17 08:40	09/08/17 14:37	106-93-4	
1,2-Dichlorobenzene	**<2.3**	ug/kg	2.3	1	09/08/17 08:40	09/08/17 14:37	95-50-1	R1
1,2-Dichloroethane	**<2.3**	ug/kg	2.3	1	09/08/17 08:40	09/08/17 14:37	107-06-2	
1,2-Dichloropropane	**<2.3**	ug/kg	2.3	1	09/08/17 08:40	09/08/17 14:37	78-87-5	
1,3-Dichlorobenzene	**<2.3**	ug/kg	2.3	1	09/08/17 08:40	09/08/17 14:37	541-73-1	R1
1,4-Dichlorobenzene	**<2.3**	ug/kg	2.3	1	09/08/17 08:40	09/08/17 14:37	106-46-7	R1
2-Butanone (MEK)	**<2.3**	ug/kg	2.3	1	09/08/17 08:40	09/08/17 14:37	78-93-3	R1
2-Hexanone	**<2.3**	ug/kg	2.3	1	09/08/17 08:40	09/08/17 14:37	591-78-6	
4-Methyl-2-pentanone (MIBK)	**<2.3**	ug/kg	2.3	1	09/08/17 08:40	09/08/17 14:37	108-10-1	
Acetone	**6.9**	ug/kg	2.3	1	09/08/17 08:40	09/08/17 14:37	67-64-1	CH
Benzene	**<2.3**	ug/kg	2.3	1	09/08/17 08:40	09/08/17 14:37	71-43-2	
Bromodichloromethane	**<2.3**	ug/kg	2.3	1	09/08/17 08:40	09/08/17 14:37	75-27-4	
Bromoform	**<2.3**	ug/kg	2.3	1	09/08/17 08:40	09/08/17 14:37	75-25-2	
Bromomethane	**<2.3**	ug/kg	2.3	1	09/08/17 08:40	09/08/17 14:37	74-83-9	
Carbon disulfide	**<2.3**	ug/kg	2.3	1	09/08/17 08:40	09/08/17 14:37	75-15-0	
Carbon tetrachloride	**<2.3**	ug/kg	2.3	1	09/08/17 08:40	09/08/17 14:37	56-23-5	R1
Chlorobenzene	**<2.3**	ug/kg	2.3	1	09/08/17 08:40	09/08/17 14:37	108-90-7	R1
Chloroethane	**<2.3**	ug/kg	2.3	1	09/08/17 08:40	09/08/17 14:37	75-00-3	
Chloroform	**<2.3**	ug/kg	2.3	1	09/08/17 08:40	09/08/17 14:37	67-66-3	R1
Chloromethane	**<2.3**	ug/kg	2.3	1	09/08/17 08:40	09/08/17 14:37	74-87-3	
Cyclohexane	**<2.3**	ug/kg	2.3	1	09/08/17 08:40	09/08/17 14:37	110-82-7	R1
Dibromochloromethane	**<2.3**	ug/kg	2.3	1	09/08/17 08:40	09/08/17 14:37	124-48-1	
Dichlorodifluoromethane	**<2.3**	ug/kg	2.3	1	09/08/17 08:40	09/08/17 14:37	75-71-8	R1
Ethylbenzene	**<2.3**	ug/kg	2.3	1	09/08/17 08:40	09/08/17 14:37	100-41-4	R1
Isopropylbenzene (Cumene)	**<2.3**	ug/kg	2.3	1	09/08/17 08:40	09/08/17 14:37	98-82-8	R1
Methyl acetate	**<2.3**	ug/kg	2.3	1	09/08/17 08:40	09/08/17 14:37	79-20-9	IH

This report shall not be reproduced, except in full,
without the written consent of Pace Analytical Services, LLC.

Pace Analytical Services, LLC
575 Broad Hollow Road
Melville, NY 11747
(631)694-3040

ANALYTICAL RESULTS

Project: Kodak Hawkeye Facility
Pace Project No.: 7028849

Sample: SB-10 **Lab ID: 7028849003** Collected: 08/31/17 09:15 Received: 09/02/17 10:00 Matrix: Solid

Results reported on a "dry weight" basis and are adjusted for percent moisture, sample size and any dilutions.

Parameters	Results	Units	Report Limit	DF	Prepared	Analyzed	CAS No.	Qual
8260C MSV 5035A-L Low Level	Analytical Method: EPA 8260C Preparation Method: EPA 5035A-L							
Methyl-tert-butyl ether	**<2.3**	ug/kg	2.3	1	09/08/17 08:40	09/08/17 14:37	1634-04-4	
Methylcyclohexane	**<2.3**	ug/kg	2.3	1	09/08/17 08:40	09/08/17 14:37	108-87-2	R1
Methylene Chloride	**1.8J**	ug/kg	2.3	1	09/08/17 08:40	09/08/17 14:37	75-09-2	
Styrene	**<2.3**	ug/kg	2.3	1	09/08/17 08:40	09/08/17 14:37	100-42-5	R1
Tetrachloroethene	**<2.3**	ug/kg	2.3	1	09/08/17 08:40	09/08/17 14:37	127-18-4	R1
Toluene	**<2.3**	ug/kg	2.3	1	09/08/17 08:40	09/08/17 14:37	108-88-3	R1
Trichloroethene	**<2.3**	ug/kg	2.3	1	09/08/17 08:40	09/08/17 14:37	79-01-6	R1
Trichlorofluoromethane	**<2.3**	ug/kg	2.3	1	09/08/17 08:40	09/08/17 14:37	75-69-4	
Vinyl chloride	**<2.3**	ug/kg	2.3	1	09/08/17 08:40	09/08/17 14:37	75-01-4	
Xylene (Total)	**<4.7**	ug/kg	4.7	1	09/08/17 08:40	09/08/17 14:37	1330-20-7	RS
cis-1,2-Dichloroethene	**<2.3**	ug/kg	2.3	1	09/08/17 08:40	09/08/17 14:37	156-59-2	
cis-1,3-Dichloropropene	**<2.3**	ug/kg	2.3	1	09/08/17 08:40	09/08/17 14:37	10061-01-5	
trans-1,2-Dichloroethene	**<2.3**	ug/kg	2.3	1	09/08/17 08:40	09/08/17 14:37	156-60-5	
trans-1,3-Dichloropropene	**<2.3**	ug/kg	2.3	1	09/08/17 08:40	09/08/17 14:37	10061-02-6	
Surrogates								
Toluene-d8 (S)	92	%.	43-157	1	09/08/17 08:40	09/08/17 14:37	2037-26-5	
4-Bromofluorobenzene (S)	97	%.	34-145	1	09/08/17 08:40	09/08/17 14:37	460-00-4	
1,2-Dichloroethane-d4 (S)	100	%.	33-150	1	09/08/17 08:40	09/08/17 14:37	17060-07-0	
Percent Moisture	Analytical Method: ASTM D2216-92M							
Percent Moisture	**9.8**	%	0.10	1		09/06/17 18:05		

This report shall not be reproduced, except in full,
without the written consent of Pace Analytical Services, LLC.

Pace Analytical Services, LLC
575 Broad Hollow Road
Melville, NY 11747
(631)694-3040

ANALYTICAL RESULTS

Project: Kodak Hawkeye Facility
Pace Project No.: 7028849

Sample: SB-11 **Lab ID: 7028849004** Collected: 08/31/17 14:30 Received: 09/02/17 10:00 Matrix: Solid

Results reported on a "dry weight" basis and are adjusted for percent moisture, sample size and any dilutions.

Parameters	Results	Units	Report Limit	DF	Prepared	Analyzed	CAS No.	Qual
8082 GCS PCB	Analytical Method: EPA 8082A Preparation Method: EPA 3545A							
PCB-1016 (Aroclor 1016)	**<38.6**	ug/kg	38.6	1	09/07/17 12:15	09/12/17 10:10	12674-11-2	
PCB-1221 (Aroclor 1221)	**<78.3**	ug/kg	78.3	1	09/07/17 12:15	09/12/17 10:10	11104-28-2	
PCB-1232 (Aroclor 1232)	**<38.6**	ug/kg	38.6	1	09/07/17 12:15	09/12/17 10:10	11141-16-5	
PCB-1242 (Aroclor 1242)	**<38.6**	ug/kg	38.6	1	09/07/17 12:15	09/12/17 10:10	53469-21-9	
PCB-1248 (Aroclor 1248)	**<38.6**	ug/kg	38.6	1	09/07/17 12:15	09/12/17 10:10	12672-29-6	
PCB-1254 (Aroclor 1254)	**<38.6**	ug/kg	38.6	1	09/07/17 12:15	09/12/17 10:10	11097-69-1	
PCB-1260 (Aroclor 1260)	**<38.6**	ug/kg	38.6	1	09/07/17 12:15	09/12/17 10:10	11096-82-5	
Surrogates								
Tetrachloro-m-xylene (S)	49	%.	30-150	1	09/07/17 12:15	09/12/17 10:10	877-09-8	
Decachlorobiphenyl (S)	72	%.	30-150	1	09/07/17 12:15	09/12/17 10:10	2051-24-3	
8260C MSV 5035A-L Low Level	Analytical Method: EPA 8260C Preparation Method: EPA 5035A-L							
1,1,1-Trichloroethane	**<2.3**	ug/kg	2.3	1	09/08/17 08:40	09/08/17 16:49	71-55-6	
1,1,2,2-Tetrachloroethane	**<2.3**	ug/kg	2.3	1	09/08/17 08:40	09/08/17 16:49	79-34-5	
1,1,2-Trichloroethane	**<2.3**	ug/kg	2.3	1	09/08/17 08:40	09/08/17 16:49	79-00-5	
1,1,2-Trichlorotrifluoroethane	**<2.3**	ug/kg	2.3	1	09/08/17 08:40	09/08/17 16:49	76-13-1	
1,1-Dichloroethane	**<2.3**	ug/kg	2.3	1	09/08/17 08:40	09/08/17 16:49	75-34-3	IH
1,1-Dichloroethene	**<2.3**	ug/kg	2.3	1	09/08/17 08:40	09/08/17 16:49	75-35-4	
1,2,4-Trichlorobenzene	**<2.3**	ug/kg	2.3	1	09/08/17 08:40	09/08/17 16:49	120-82-1	
1,2-Dibromo-3-chloropropane	**<2.3**	ug/kg	2.3	1	09/08/17 08:40	09/08/17 16:49	96-12-8	
1,2-Dibromoethane (EDB)	**<2.3**	ug/kg	2.3	1	09/08/17 08:40	09/08/17 16:49	106-93-4	
1,2-Dichlorobenzene	**<2.3**	ug/kg	2.3	1	09/08/17 08:40	09/08/17 16:49	95-50-1	
1,2-Dichloroethane	**<2.3**	ug/kg	2.3	1	09/08/17 08:40	09/08/17 16:49	107-06-2	
1,2-Dichloropropane	**<2.3**	ug/kg	2.3	1	09/08/17 08:40	09/08/17 16:49	78-87-5	
1,3-Dichlorobenzene	**<2.3**	ug/kg	2.3	1	09/08/17 08:40	09/08/17 16:49	541-73-1	
1,4-Dichlorobenzene	**<2.3**	ug/kg	2.3	1	09/08/17 08:40	09/08/17 16:49	106-46-7	
2-Butanone (MEK)	**<2.3**	ug/kg	2.3	1	09/08/17 08:40	09/08/17 16:49	78-93-3	
2-Hexanone	**<2.3**	ug/kg	2.3	1	09/08/17 08:40	09/08/17 16:49	591-78-6	
4-Methyl-2-pentanone (MIBK)	**<2.3**	ug/kg	2.3	1	09/08/17 08:40	09/08/17 16:49	108-10-1	
Acetone	**1.2J**	ug/kg	2.3	1	09/08/17 08:40	09/08/17 16:49	67-64-1	CH
Benzene	**<2.3**	ug/kg	2.3	1	09/08/17 08:40	09/08/17 16:49	71-43-2	
Bromodichloromethane	**<2.3**	ug/kg	2.3	1	09/08/17 08:40	09/08/17 16:49	75-27-4	
Bromoform	**<2.3**	ug/kg	2.3	1	09/08/17 08:40	09/08/17 16:49	75-25-2	
Bromomethane	**<2.3**	ug/kg	2.3	1	09/08/17 08:40	09/08/17 16:49	74-83-9	
Carbon disulfide	**<2.3**	ug/kg	2.3	1	09/08/17 08:40	09/08/17 16:49	75-15-0	
Carbon tetrachloride	**<2.3**	ug/kg	2.3	1	09/08/17 08:40	09/08/17 16:49	56-23-5	
Chlorobenzene	**<2.3**	ug/kg	2.3	1	09/08/17 08:40	09/08/17 16:49	108-90-7	
Chloroethane	**<2.3**	ug/kg	2.3	1	09/08/17 08:40	09/08/17 16:49	75-00-3	
Chloroform	**<2.3**	ug/kg	2.3	1	09/08/17 08:40	09/08/17 16:49	67-66-3	
Chloromethane	**<2.3**	ug/kg	2.3	1	09/08/17 08:40	09/08/17 16:49	74-87-3	
Cyclohexane	**<2.3**	ug/kg	2.3	1	09/08/17 08:40	09/08/17 16:49	110-82-7	
Dibromochloromethane	**<2.3**	ug/kg	2.3	1	09/08/17 08:40	09/08/17 16:49	124-48-1	
Dichlorodifluoromethane	**<2.3**	ug/kg	2.3	1	09/08/17 08:40	09/08/17 16:49	75-71-8	
Ethylbenzene	**<2.3**	ug/kg	2.3	1	09/08/17 08:40	09/08/17 16:49	100-41-4	
Isopropylbenzene (Cumene)	**<2.3**	ug/kg	2.3	1	09/08/17 08:40	09/08/17 16:49	98-82-8	
Methyl acetate	**<2.3**	ug/kg	2.3	1	09/08/17 08:40	09/08/17 16:49	79-20-9	IH

This report shall not be reproduced, except in full,
without the written consent of Pace Analytical Services, LLC.

Pace Analytical Services, LLC
575 Broad Hollow Road
Melville, NY 11747
(631)694-3040

ANALYTICAL RESULTS

Project: Kodak Hawkeye Facility
Pace Project No.: 7028849

Sample: SB-11 **Lab ID: 7028849004** Collected: 08/31/17 14:30 Received: 09/02/17 10:00 Matrix: Solid

Results reported on a "dry weight" basis and are adjusted for percent moisture, sample size and any dilutions.

Parameters	Results	Units	Report Limit	DF	Prepared	Analyzed	CAS No.	Qual
8260C MSV 5035A-L Low Level	Analytical Method: EPA 8260C Preparation Method: EPA 5035A-L							
Methyl-tert-butyl ether	**<2.3**	ug/kg	2.3	1	09/08/17 08:40	09/08/17 16:49	1634-04-4	
Methylcyclohexane	**<2.3**	ug/kg	2.3	1	09/08/17 08:40	09/08/17 16:49	108-87-2	
Methylene Chloride	**1.6J**	ug/kg	2.3	1	09/08/17 08:40	09/08/17 16:49	75-09-2	B
Styrene	**<2.3**	ug/kg	2.3	1	09/08/17 08:40	09/08/17 16:49	100-42-5	
Tetrachloroethene	**<2.3**	ug/kg	2.3	1	09/08/17 08:40	09/08/17 16:49	127-18-4	
Toluene	**<2.3**	ug/kg	2.3	1	09/08/17 08:40	09/08/17 16:49	108-88-3	
Trichloroethene	**1.2J**	ug/kg	2.3	1	09/08/17 08:40	09/08/17 16:49	79-01-6	
Trichlorofluoromethane	**<2.3**	ug/kg	2.3	1	09/08/17 08:40	09/08/17 16:49	75-69-4	
Vinyl chloride	**<2.3**	ug/kg	2.3	1	09/08/17 08:40	09/08/17 16:49	75-01-4	
Xylene (Total)	**<4.6**	ug/kg	4.6	1	09/08/17 08:40	09/08/17 16:49	1330-20-7	
cis-1,2-Dichloroethene	**<2.3**	ug/kg	2.3	1	09/08/17 08:40	09/08/17 16:49	156-59-2	
cis-1,3-Dichloropropene	**<2.3**	ug/kg	2.3	1	09/08/17 08:40	09/08/17 16:49	10061-01-5	
trans-1,2-Dichloroethene	**<2.3**	ug/kg	2.3	1	09/08/17 08:40	09/08/17 16:49	156-60-5	
trans-1,3-Dichloropropene	**<2.3**	ug/kg	2.3	1	09/08/17 08:40	09/08/17 16:49	10061-02-6	
Surrogates								
Toluene-d8 (S)	95	%.	43-157	1	09/08/17 08:40	09/08/17 16:49	2037-26-5	
4-Bromofluorobenzene (S)	99	%.	34-145	1	09/08/17 08:40	09/08/17 16:49	460-00-4	
1,2-Dichloroethane-d4 (S)	102	%.	33-150	1	09/08/17 08:40	09/08/17 16:49	17060-07-0	
Percent Moisture	Analytical Method: ASTM D2216-92M							
Percent Moisture	**14.8**	%	0.10	1		09/06/17 18:05		

This report shall not be reproduced, except in full,
without the written consent of Pace Analytical Services, LLC.

Pace Analytical Services, LLC
575 Broad Hollow Road
Melville, NY 11747
(631)694-3040

ANALYTICAL RESULTS

Project: Kodak Hawkeye Facility
Pace Project No.: 7028849

Sample: SB-13 **Lab ID: 7028849005** Collected: 08/31/17 15:30 Received: 09/02/17 10:00 Matrix: Solid

Results reported on a "dry weight" basis and are adjusted for percent moisture, sample size and any dilutions.

Parameters	Results	Units	Report Limit	DF	Prepared	Analyzed	CAS No.	Qual
8270 MSSV	Analytical Method: EPA 8270D Preparation Method: EPA 3545A							
2-Methylnaphthalene	**<75.1**	ug/kg	75.1	1	09/06/17 12:00	09/08/17 18:15	91-57-6	R1
Acenaphthene	**<75.1**	ug/kg	75.1	1	09/06/17 12:00	09/08/17 18:15	83-32-9	R1
Acenaphthylene	**<75.1**	ug/kg	75.1	1	09/06/17 12:00	09/08/17 18:15	208-96-8	R1
Anthracene	**<75.1**	ug/kg	75.1	1	09/06/17 12:00	09/08/17 18:15	120-12-7	R1
Benzo(a)anthracene	**<75.1**	ug/kg	75.1	1	09/06/17 12:00	09/08/17 18:15	56-55-3	
Benzo(a)pyrene	**<75.1**	ug/kg	75.1	1	09/06/17 12:00	09/08/17 18:15	50-32-8	R1
Benzo(b)fluoranthene	**<75.1**	ug/kg	75.1	1	09/06/17 12:00	09/08/17 18:15	205-99-2	R1
Benzo(g,h,i)perylene	**<75.1**	ug/kg	75.1	1	09/06/17 12:00	09/08/17 18:15	191-24-2	L1,M0
Benzo(k)fluoranthene	**<75.1**	ug/kg	75.1	1	09/06/17 12:00	09/08/17 18:15	207-08-9	
Chrysene	**<75.1**	ug/kg	75.1	1	09/06/17 12:00	09/08/17 18:15	218-01-9	R1
Dibenz(a,h)anthracene	**<75.1**	ug/kg	75.1	1	09/06/17 12:00	09/08/17 18:15	53-70-3	L1
Fluoranthene	**<75.1**	ug/kg	75.1	1	09/06/17 12:00	09/08/17 18:15	206-44-0	R1
Fluorene	**<75.1**	ug/kg	75.1	1	09/06/17 12:00	09/08/17 18:15	86-73-7	R1
Indeno(1,2,3-cd)pyrene	**<75.1**	ug/kg	75.1	1	09/06/17 12:00	09/08/17 18:15	193-39-5	L1
Naphthalene	**<75.1**	ug/kg	75.1	1	09/06/17 12:00	09/08/17 18:15	91-20-3	R1
Phenanthrene	**<75.1**	ug/kg	75.1	1	09/06/17 12:00	09/08/17 18:15	85-01-8	
Pyrene	**<75.1**	ug/kg	75.1	1	09/06/17 12:00	09/08/17 18:15	129-00-0	
Surrogates								
Nitrobenzene-d5 (S)	74	%.	23-120	1	09/06/17 12:00	09/08/17 18:15	4165-60-0	
2-Fluorobiphenyl (S)	71	%.	30-115	1	09/06/17 12:00	09/08/17 18:15	321-60-8	
p-Terphenyl-d14 (S)	75	%.	18-137	1	09/06/17 12:00	09/08/17 18:15	1718-51-0	
Phenol-d5 (S)	63	%.	24-113	1	09/06/17 12:00	09/08/17 18:15	4165-62-2	
2-Fluorophenol (S)	52	%.	25-121	1	09/06/17 12:00	09/08/17 18:15	367-12-4	
2,4,6-Tribromophenol (S)	62	%.	19-122	1	09/06/17 12:00	09/08/17 18:15	118-79-6	
2-Chlorophenol-d4 (S)	57	%.	20-130	1	09/06/17 12:00	09/08/17 18:15	93951-73-6	
1,2-Dichlorobenzene-d4 (S)	86	%.	20-130	1	09/06/17 12:00	09/08/17 18:15	2199-69-1	
Percent Moisture	Analytical Method: ASTM D2216-92M							
Percent Moisture	**10.8**	%	0.10	1		09/06/17 18:05		

This report shall not be reproduced, except in full,
without the written consent of Pace Analytical Services, LLC.

Pace Analytical Services, LLC
575 Broad Hollow Road
Melville, NY 11747
(631)694-3040

ANALYTICAL RESULTS

Project: Kodak Hawkeye Facility
Pace Project No.: 7028849

Sample: SB-13 **Lab ID: 7028849006** Collected: 08/31/17 15:30 Received: 09/02/17 10:00 Matrix: Solid

Results reported on a "dry weight" basis and are adjusted for percent moisture, sample size and any dilutions.

Parameters	Results	Units	Report Limit	DF	Prepared	Analyzed	CAS No.	Qual
8082 GCS PCB	Analytical Method: EPA 8082A Preparation Method: EPA 3545A							
PCB-1016 (Aroclor 1016)	**<37.1**	ug/kg	37.1	1	09/07/17 12:15	09/12/17 10:25	12674-11-2	
PCB-1221 (Aroclor 1221)	**<75.3**	ug/kg	75.3	1	09/07/17 12:15	09/12/17 10:25	11104-28-2	
PCB-1232 (Aroclor 1232)	**<37.1**	ug/kg	37.1	1	09/07/17 12:15	09/12/17 10:25	11141-16-5	
PCB-1242 (Aroclor 1242)	**<37.1**	ug/kg	37.1	1	09/07/17 12:15	09/12/17 10:25	53469-21-9	
PCB-1248 (Aroclor 1248)	**<37.1**	ug/kg	37.1	1	09/07/17 12:15	09/12/17 10:25	12672-29-6	
PCB-1254 (Aroclor 1254)	**<37.1**	ug/kg	37.1	1	09/07/17 12:15	09/12/17 10:25	11097-69-1	
PCB-1260 (Aroclor 1260)	**<37.1**	ug/kg	37.1	1	09/07/17 12:15	09/12/17 10:25	11096-82-5	
Surrogates								
Tetrachloro-m-xylene (S)	47	%.	30-150	1	09/07/17 12:15	09/12/17 10:25	877-09-8	
Decachlorobiphenyl (S)	67	%.	30-150	1	09/07/17 12:15	09/12/17 10:25	2051-24-3	
6010 MET ICP	Analytical Method: EPA 6010C Preparation Method: EPA 3050B							
Aluminum	**3780**	mg/kg	11.1	1	09/11/17 12:15	09/12/17 11:08	7429-90-5	
Antimony	**<3.3**	mg/kg	3.3	1	09/11/17 12:15	09/12/17 11:08	7440-36-0	
Arsenic	**6.6**	mg/kg	0.55	1	09/11/17 12:15	09/12/17 11:08	7440-38-2	
Barium	**25.5**	mg/kg	11.1	1	09/11/17 12:15	09/12/17 11:08	7440-39-3	
Beryllium	**0.28**	mg/kg	0.28	1	09/11/17 12:15	09/12/17 11:08	7440-41-7	
Cadmium	**0.31**	mg/kg	0.14	1	09/11/17 12:15	09/12/17 11:08	7440-43-9	
Calcium	**134000**	mg/kg	554	10	09/11/17 12:15	09/12/17 14:31	7440-70-2	
Chromium	**2.0**	mg/kg	0.55	1	09/11/17 12:15	09/12/17 11:08	7440-47-3	
Cobalt	**3.4**	mg/kg	2.8	1	09/11/17 12:15	09/12/17 11:08	7440-48-4	
Copper	**17.3**	mg/kg	1.4	1	09/11/17 12:15	09/12/17 11:08	7440-50-8	
Iron	**10300**	mg/kg	5.5	1	09/11/17 12:15	09/12/17 11:08	7439-89-6	
Lead	**15.7**	mg/kg	0.28	1	09/11/17 12:15	09/12/17 11:08	7439-92-1	
Magnesium	**21900**	mg/kg	55.4	1	09/11/17 12:15	09/12/17 11:08	7439-95-4	
Manganese	**334**	mg/kg	0.83	1	09/11/17 12:15	09/12/17 11:08	7439-96-5	
Nickel	**7.1**	mg/kg	2.2	1	09/11/17 12:15	09/12/17 11:08	7440-02-0	
Potassium	**2330**	mg/kg	277	1	09/11/17 12:15	09/12/17 11:08	7440-09-7	
Selenium	**<5.5**	mg/kg	5.5	10	09/11/17 12:15	09/12/17 14:31	7782-49-2	
Silver	**<0.55**	mg/kg	0.55	1	09/11/17 12:15	09/12/17 11:08	7440-22-4	
Sodium	**1890**	mg/kg	277	1	09/11/17 12:15	09/12/17 11:08	7440-23-5	
Thallium	**0.34J**	mg/kg	0.55	1	09/11/17 12:15	09/12/17 11:08	7440-28-0	
Vanadium	**6.7**	mg/kg	2.8	1	09/11/17 12:15	09/12/17 11:08	7440-62-2	
Zinc	**43.1**	mg/kg	1.1	1	09/11/17 12:15	09/12/17 11:08	7440-66-6	
7471 Mercury	Analytical Method: EPA 7471B Preparation Method: EPA 7471B							
Mercury	**0.057**	mg/kg	0.038	1	09/12/17 11:19	09/12/17 16:45	7439-97-6	B
8260C MSV 5035A-L Low Level	Analytical Method: EPA 8260C Preparation Method: EPA 5035A-L							
1,1,1-Trichloroethane	**<2.1**	ug/kg	2.1	1	09/08/17 08:40	09/08/17 17:09	71-55-6	
1,1,2,2-Tetrachloroethane	**<2.1**	ug/kg	2.1	1	09/08/17 08:40	09/08/17 17:09	79-34-5	
1,1,2-Trichloroethane	**<2.1**	ug/kg	2.1	1	09/08/17 08:40	09/08/17 17:09	79-00-5	
1,1,2-Trichlorotrifluoroethane	**<2.1**	ug/kg	2.1	1	09/08/17 08:40	09/08/17 17:09	76-13-1	
1,1-Dichloroethane	**<2.1**	ug/kg	2.1	1	09/08/17 08:40	09/08/17 17:09	75-34-3	IH
1,1-Dichloroethene	**<2.1**	ug/kg	2.1	1	09/08/17 08:40	09/08/17 17:09	75-35-4	

This report shall not be reproduced, except in full,
without the written consent of Pace Analytical Services, LLC.

Pace Analytical Services, LLC
575 Broad Hollow Road
Melville, NY 11747
(631)694-3040

ANALYTICAL RESULTS

Project: Kodak Hawkeye Facility
Pace Project No.: 7028849

Sample: SB-13 **Lab ID: 7028849006** Collected: 08/31/17 15:30 Received: 09/02/17 10:00 Matrix: Solid

Results reported on a "dry weight" basis and are adjusted for percent moisture, sample size and any dilutions.

Parameters	Results	Units	Report Limit	DF	Prepared	Analyzed	CAS No.	Qual
8260C MSV 5035A-L Low Level	Analytical Method: EPA 8260C Preparation Method: EPA 5035A-L							
1,2,4-Trichlorobenzene	**<2.1**	ug/kg	2.1	1	09/08/17 08:40	09/08/17 17:09	120-82-1	
1,2-Dibromo-3-chloropropane	**<2.1**	ug/kg	2.1	1	09/08/17 08:40	09/08/17 17:09	96-12-8	
1,2-Dibromoethane (EDB)	**<2.1**	ug/kg	2.1	1	09/08/17 08:40	09/08/17 17:09	106-93-4	
1,2-Dichlorobenzene	**<2.1**	ug/kg	2.1	1	09/08/17 08:40	09/08/17 17:09	95-50-1	
1,2-Dichloroethane	**<2.1**	ug/kg	2.1	1	09/08/17 08:40	09/08/17 17:09	107-06-2	
1,2-Dichloropropane	**<2.1**	ug/kg	2.1	1	09/08/17 08:40	09/08/17 17:09	78-87-5	
1,3-Dichlorobenzene	**<2.1**	ug/kg	2.1	1	09/08/17 08:40	09/08/17 17:09	541-73-1	
1,4-Dichlorobenzene	**<2.1**	ug/kg	2.1	1	09/08/17 08:40	09/08/17 17:09	106-46-7	
2-Butanone (MEK)	**<2.1**	ug/kg	2.1	1	09/08/17 08:40	09/08/17 17:09	78-93-3	
2-Hexanone	**<2.1**	ug/kg	2.1	1	09/08/17 08:40	09/08/17 17:09	591-78-6	
4-Methyl-2-pentanone (MIBK)	**<2.1**	ug/kg	2.1	1	09/08/17 08:40	09/08/17 17:09	108-10-1	
Acetone	**3.6**	ug/kg	2.1	1	09/08/17 08:40	09/08/17 17:09	67-64-1	CH
Benzene	**<2.1**	ug/kg	2.1	1	09/08/17 08:40	09/08/17 17:09	71-43-2	
Bromodichloromethane	**<2.1**	ug/kg	2.1	1	09/08/17 08:40	09/08/17 17:09	75-27-4	
Bromoform	**<2.1**	ug/kg	2.1	1	09/08/17 08:40	09/08/17 17:09	75-25-2	
Bromomethane	**<2.1**	ug/kg	2.1	1	09/08/17 08:40	09/08/17 17:09	74-83-9	
Carbon disulfide	**<2.1**	ug/kg	2.1	1	09/08/17 08:40	09/08/17 17:09	75-15-0	
Carbon tetrachloride	**<2.1**	ug/kg	2.1	1	09/08/17 08:40	09/08/17 17:09	56-23-5	
Chlorobenzene	**<2.1**	ug/kg	2.1	1	09/08/17 08:40	09/08/17 17:09	108-90-7	
Chloroethane	**<2.1**	ug/kg	2.1	1	09/08/17 08:40	09/08/17 17:09	75-00-3	
Chloroform	**<2.1**	ug/kg	2.1	1	09/08/17 08:40	09/08/17 17:09	67-66-3	
Chloromethane	**<2.1**	ug/kg	2.1	1	09/08/17 08:40	09/08/17 17:09	74-87-3	
Cyclohexane	**<2.1**	ug/kg	2.1	1	09/08/17 08:40	09/08/17 17:09	110-82-7	
Dibromochloromethane	**<2.1**	ug/kg	2.1	1	09/08/17 08:40	09/08/17 17:09	124-48-1	
Dichlorodifluoromethane	**<2.1**	ug/kg	2.1	1	09/08/17 08:40	09/08/17 17:09	75-71-8	
Ethylbenzene	**<2.1**	ug/kg	2.1	1	09/08/17 08:40	09/08/17 17:09	100-41-4	
Isopropylbenzene (Cumene)	**<2.1**	ug/kg	2.1	1	09/08/17 08:40	09/08/17 17:09	98-82-8	
Methyl acetate	**<2.1**	ug/kg	2.1	1	09/08/17 08:40	09/08/17 17:09	79-20-9	IH
Methyl-tert-butyl ether	**<2.1**	ug/kg	2.1	1	09/08/17 08:40	09/08/17 17:09	1634-04-4	
Methylcyclohexane	**<2.1**	ug/kg	2.1	1	09/08/17 08:40	09/08/17 17:09	108-87-2	
Methylene Chloride	**1.6J**	ug/kg	2.1	1	09/08/17 08:40	09/08/17 17:09	75-09-2	B
Styrene	**<2.1**	ug/kg	2.1	1	09/08/17 08:40	09/08/17 17:09	100-42-5	
Tetrachloroethene	**<2.1**	ug/kg	2.1	1	09/08/17 08:40	09/08/17 17:09	127-18-4	
Toluene	**<2.1**	ug/kg	2.1	1	09/08/17 08:40	09/08/17 17:09	108-88-3	
Trichloroethene	**<2.1**	ug/kg	2.1	1	09/08/17 08:40	09/08/17 17:09	79-01-6	
Trichlorofluoromethane	**<2.1**	ug/kg	2.1	1	09/08/17 08:40	09/08/17 17:09	75-69-4	
Vinyl chloride	**<2.1**	ug/kg	2.1	1	09/08/17 08:40	09/08/17 17:09	75-01-4	
Xylene (Total)	**<4.3**	ug/kg	4.3	1	09/08/17 08:40	09/08/17 17:09	1330-20-7	
cis-1,2-Dichloroethene	**<2.1**	ug/kg	2.1	1	09/08/17 08:40	09/08/17 17:09	156-59-2	
cis-1,3-Dichloropropene	**<2.1**	ug/kg	2.1	1	09/08/17 08:40	09/08/17 17:09	10061-01-5	
trans-1,2-Dichloroethene	**<2.1**	ug/kg	2.1	1	09/08/17 08:40	09/08/17 17:09	156-60-5	
trans-1,3-Dichloropropene	**<2.1**	ug/kg	2.1	1	09/08/17 08:40	09/08/17 17:09	10061-02-6	
Surrogates								
Toluene-d8 (S)	96	%.	43-157	1	09/08/17 08:40	09/08/17 17:09	2037-26-5	
4-Bromofluorobenzene (S)	99	%.	34-145	1	09/08/17 08:40	09/08/17 17:09	460-00-4	
1,2-Dichloroethane-d4 (S)	105	%.	33-150	1	09/08/17 08:40	09/08/17 17:09	17060-07-0	

This report shall not be reproduced, except in full,
without the written consent of Pace Analytical Services, LLC.

Pace Analytical Services, LLC
575 Broad Hollow Road
Melville, NY 11747
(631)694-3040

ANALYTICAL RESULTS

Project: Kodak Hawkeye Facility
Pace Project No.: 7028849

Sample: SB-13 **Lab ID: 7028849006** Collected: 08/31/17 15:30 Received: 09/02/17 10:00 Matrix: Solid

Results reported on a "dry weight" basis and are adjusted for percent moisture, sample size and any dilutions.

Parameters	Results	Units	Report Limit	DF	Prepared	Analyzed	CAS No.	Qual
Percent Moisture	Analytical Method: ASTM D2216-92M							
Percent Moisture	**11.1**	%	0.10	1		09/06/17 18:06		

REPORT OF LABORATORY ANALYSIS

This report shall not be reproduced, except in full,
without the written consent of Pace Analytical Services, LLC.

Pace Analytical Services, LLC
575 Broad Hollow Road
Melville, NY 11747
(631)694-3040

ANALYTICAL RESULTS

Project: Kodak Hawkeye Facility
Pace Project No.: 7028849

Sample: SB-14 **Lab ID: 7028849007** Collected: 08/31/17 16:30 Received: 09/02/17 10:00 Matrix: Solid

Results reported on a "dry weight" basis and are adjusted for percent moisture, sample size and any dilutions.

Parameters	Results	Units	Report Limit	DF	Prepared	Analyzed	CAS No.	Qual
8270 MSSV	Analytical Method: EPA 8270D Preparation Method: EPA 3545A							
2-Methylnaphthalene	**<82.2**	ug/kg	82.2	1	09/06/17 12:00	09/08/17 19:36	91-57-6	
Acenaphthene	**<82.2**	ug/kg	82.2	1	09/06/17 12:00	09/08/17 19:36	83-32-9	
Acenaphthylene	**<82.2**	ug/kg	82.2	1	09/06/17 12:00	09/08/17 19:36	208-96-8	
Anthracene	**<82.2**	ug/kg	82.2	1	09/06/17 12:00	09/08/17 19:36	120-12-7	
Benzo(a)anthracene	**<82.2**	ug/kg	82.2	1	09/06/17 12:00	09/08/17 19:36	56-55-3	
Benzo(a)pyrene	**<82.2**	ug/kg	82.2	1	09/06/17 12:00	09/08/17 19:36	50-32-8	
Benzo(b)fluoranthene	**<82.2**	ug/kg	82.2	1	09/06/17 12:00	09/08/17 19:36	205-99-2	
Benzo(g,h,i)perylene	**<82.2**	ug/kg	82.2	1	09/06/17 12:00	09/08/17 19:36	191-24-2	L1
Benzo(k)fluoranthene	**<82.2**	ug/kg	82.2	1	09/06/17 12:00	09/08/17 19:36	207-08-9	
Chrysene	**<82.2**	ug/kg	82.2	1	09/06/17 12:00	09/08/17 19:36	218-01-9	
Dibenz(a,h)anthracene	**<82.2**	ug/kg	82.2	1	09/06/17 12:00	09/08/17 19:36	53-70-3	L1
Fluoranthene	**<82.2**	ug/kg	82.2	1	09/06/17 12:00	09/08/17 19:36	206-44-0	
Fluorene	**<82.2**	ug/kg	82.2	1	09/06/17 12:00	09/08/17 19:36	86-73-7	
Indeno(1,2,3-cd)pyrene	**<82.2**	ug/kg	82.2	1	09/06/17 12:00	09/08/17 19:36	193-39-5	L1
Naphthalene	**<82.2**	ug/kg	82.2	1	09/06/17 12:00	09/08/17 19:36	91-20-3	
Phenanthrene	**<82.2**	ug/kg	82.2	1	09/06/17 12:00	09/08/17 19:36	85-01-8	
Pyrene	**<82.2**	ug/kg	82.2	1	09/06/17 12:00	09/08/17 19:36	129-00-0	
Surrogates								
Nitrobenzene-d5 (S)	64	%.	23-120	1	09/06/17 12:00	09/08/17 19:36	4165-60-0	
2-Fluorobiphenyl (S)	62	%.	30-115	1	09/06/17 12:00	09/08/17 19:36	321-60-8	
p-Terphenyl-d14 (S)	84	%.	18-137	1	09/06/17 12:00	09/08/17 19:36	1718-51-0	
Phenol-d5 (S)	43	%.	24-113	1	09/06/17 12:00	09/08/17 19:36	4165-62-2	
2-Fluorophenol (S)	35	%.	25-121	1	09/06/17 12:00	09/08/17 19:36	367-12-4	
2,4,6-Tribromophenol (S)	46	%.	19-122	1	09/06/17 12:00	09/08/17 19:36	118-79-6	
2-Chlorophenol-d4 (S)	42	%.	20-130	1	09/06/17 12:00	09/08/17 19:36	93951-73-6	
1,2-Dichlorobenzene-d4 (S)	86	%.	20-130	1	09/06/17 12:00	09/08/17 19:36	2199-69-1	
8260C MSV 5035A-L Low Level	Analytical Method: EPA 8260C Preparation Method: EPA 5035A-L							
1,1,1-Trichloroethane	**<2.6**	ug/kg	2.6	1	09/08/17 08:40	09/08/17 17:29	71-55-6	
1,1,2,2-Tetrachloroethane	**<2.6**	ug/kg	2.6	1	09/08/17 08:40	09/08/17 17:29	79-34-5	
1,1,2-Trichloroethane	**<2.6**	ug/kg	2.6	1	09/08/17 08:40	09/08/17 17:29	79-00-5	
1,1,2-Trichlorotrifluoroethane	**<2.6**	ug/kg	2.6	1	09/08/17 08:40	09/08/17 17:29	76-13-1	
1,1-Dichloroethane	**<2.6**	ug/kg	2.6	1	09/08/17 08:40	09/08/17 17:29	75-34-3	IH
1,1-Dichloroethene	**<2.6**	ug/kg	2.6	1	09/08/17 08:40	09/08/17 17:29	75-35-4	
1,2,4-Trichlorobenzene	**<2.6**	ug/kg	2.6	1	09/08/17 08:40	09/08/17 17:29	120-82-1	
1,2-Dibromo-3-chloropropane	**<2.6**	ug/kg	2.6	1	09/08/17 08:40	09/08/17 17:29	96-12-8	
1,2-Dibromoethane (EDB)	**<2.6**	ug/kg	2.6	1	09/08/17 08:40	09/08/17 17:29	106-93-4	
1,2-Dichlorobenzene	**<2.6**	ug/kg	2.6	1	09/08/17 08:40	09/08/17 17:29	95-50-1	
1,2-Dichloroethane	**<2.6**	ug/kg	2.6	1	09/08/17 08:40	09/08/17 17:29	107-06-2	
1,2-Dichloropropane	**<2.6**	ug/kg	2.6	1	09/08/17 08:40	09/08/17 17:29	78-87-5	
1,3-Dichlorobenzene	**<2.6**	ug/kg	2.6	1	09/08/17 08:40	09/08/17 17:29	541-73-1	
1,4-Dichlorobenzene	**<2.6**	ug/kg	2.6	1	09/08/17 08:40	09/08/17 17:29	106-46-7	
2-Butanone (MEK)	**3.5**	ug/kg	2.6	1	09/08/17 08:40	09/08/17 17:29	78-93-3	
2-Hexanone	**<2.6**	ug/kg	2.6	1	09/08/17 08:40	09/08/17 17:29	591-78-6	
4-Methyl-2-pentanone (MIBK)	**<2.6**	ug/kg	2.6	1	09/08/17 08:40	09/08/17 17:29	108-10-1	
Acetone	**11.4**	ug/kg	2.6	1	09/08/17 08:40	09/08/17 17:29	67-64-1	CH

This report shall not be reproduced, except in full,
without the written consent of Pace Analytical Services, LLC.

Pace Analytical Services, LLC
575 Broad Hollow Road
Melville, NY 11747
(631)694-3040

ANALYTICAL RESULTS

Project: Kodak Hawkeye Facility
Pace Project No.: 7028849

Sample: SB-14 **Lab ID: 7028849007** Collected: 08/31/17 16:30 Received: 09/02/17 10:00 Matrix: Solid

Results reported on a "dry weight" basis and are adjusted for percent moisture, sample size and any dilutions.

Parameters	Results	Units	Report Limit	DF	Prepared	Analyzed	CAS No.	Qual
8260C MSV 5035A-L Low Level	Analytical Method: EPA 8260C Preparation Method: EPA 5035A-L							
Benzene	**<2.6**	ug/kg	2.6	1	09/08/17 08:40	09/08/17 17:29	71-43-2	
Bromodichloromethane	**<2.6**	ug/kg	2.6	1	09/08/17 08:40	09/08/17 17:29	75-27-4	
Bromoform	**<2.6**	ug/kg	2.6	1	09/08/17 08:40	09/08/17 17:29	75-25-2	
Bromomethane	**<2.6**	ug/kg	2.6	1	09/08/17 08:40	09/08/17 17:29	74-83-9	
Carbon disulfide	**<2.6**	ug/kg	2.6	1	09/08/17 08:40	09/08/17 17:29	75-15-0	
Carbon tetrachloride	**<2.6**	ug/kg	2.6	1	09/08/17 08:40	09/08/17 17:29	56-23-5	
Chlorobenzene	**<2.6**	ug/kg	2.6	1	09/08/17 08:40	09/08/17 17:29	108-90-7	
Chloroethane	**<2.6**	ug/kg	2.6	1	09/08/17 08:40	09/08/17 17:29	75-00-3	
Chloroform	**<2.6**	ug/kg	2.6	1	09/08/17 08:40	09/08/17 17:29	67-66-3	
Chloromethane	**<2.6**	ug/kg	2.6	1	09/08/17 08:40	09/08/17 17:29	74-87-3	
Cyclohexane	**<2.6**	ug/kg	2.6	1	09/08/17 08:40	09/08/17 17:29	110-82-7	
Dibromochloromethane	**<2.6**	ug/kg	2.6	1	09/08/17 08:40	09/08/17 17:29	124-48-1	
Dichlorodifluoromethane	**<2.6**	ug/kg	2.6	1	09/08/17 08:40	09/08/17 17:29	75-71-8	
Ethylbenzene	**<2.6**	ug/kg	2.6	1	09/08/17 08:40	09/08/17 17:29	100-41-4	
Isopropylbenzene (Cumene)	**<2.6**	ug/kg	2.6	1	09/08/17 08:40	09/08/17 17:29	98-82-8	
Methyl acetate	**<2.6**	ug/kg	2.6	1	09/08/17 08:40	09/08/17 17:29	79-20-9	IH
Methyl-tert-butyl ether	**<2.6**	ug/kg	2.6	1	09/08/17 08:40	09/08/17 17:29	1634-04-4	
Methylcyclohexane	**<2.6**	ug/kg	2.6	1	09/08/17 08:40	09/08/17 17:29	108-87-2	
Methylene Chloride	**1.4J**	ug/kg	2.6	1	09/08/17 08:40	09/08/17 17:29	75-09-2	
Styrene	**<2.6**	ug/kg	2.6	1	09/08/17 08:40	09/08/17 17:29	100-42-5	
Tetrachloroethene	**8.0**	ug/kg	2.6	1	09/08/17 08:40	09/08/17 17:29	127-18-4	
Toluene	**<2.6**	ug/kg	2.6	1	09/08/17 08:40	09/08/17 17:29	108-88-3	
Trichloroethene	**43.6**	ug/kg	2.6	1	09/08/17 08:40	09/08/17 17:29	79-01-6	
Trichlorofluoromethane	**<2.6**	ug/kg	2.6	1	09/08/17 08:40	09/08/17 17:29	75-69-4	
Vinyl chloride	**<2.6**	ug/kg	2.6	1	09/08/17 08:40	09/08/17 17:29	75-01-4	
Xylene (Total)	**<5.2**	ug/kg	5.2	1	09/08/17 08:40	09/08/17 17:29	1330-20-7	
cis-1,2-Dichloroethene	**1.4J**	ug/kg	2.6	1	09/08/17 08:40	09/08/17 17:29	156-59-2	
cis-1,3-Dichloropropene	**<2.6**	ug/kg	2.6	1	09/08/17 08:40	09/08/17 17:29	10061-01-5	
trans-1,2-Dichloroethene	**<2.6**	ug/kg	2.6	1	09/08/17 08:40	09/08/17 17:29	156-60-5	
trans-1,3-Dichloropropene	**<2.6**	ug/kg	2.6	1	09/08/17 08:40	09/08/17 17:29	10061-02-6	
Surrogates								
Toluene-d8 (S)	93	%.	43-157	1	09/08/17 08:40	09/08/17 17:29	2037-26-5	
4-Bromofluorobenzene (S)	98	%.	34-145	1	09/08/17 08:40	09/08/17 17:29	460-00-4	
1,2-Dichloroethane-d4 (S)	104	%.	33-150	1	09/08/17 08:40	09/08/17 17:29	17060-07-0	
Percent Moisture	Analytical Method: ASTM D2216-92M							
Percent Moisture	**18.4**	%	0.10	1		09/06/17 18:06		

This report shall not be reproduced, except in full,
without the written consent of Pace Analytical Services, LLC.

Pace Analytical Services, LLC
575 Broad Hollow Road
Melville, NY 11747
(631)694-3040

ANALYTICAL RESULTS

Project: Kodak Hawkeye Facility
Pace Project No.: 7028849

Sample: SB-15 **Lab ID: 7028849008** Collected: 08/31/17 17:06 Received: 09/02/17 10:00 Matrix: Solid

Results reported on a "dry weight" basis and are adjusted for percent moisture, sample size and any dilutions.

Parameters	Results	Units	Report Limit	DF	Prepared	Analyzed	CAS No.	Qual
6010 MET ICP	Analytical Method: EPA 6010C Preparation Method: EPA 3050B							
Aluminum	**8350**	mg/kg	13.1	1	09/11/17 12:15	09/12/17 11:14	7429-90-5	D6,M1
Antimony	**<3.9**	mg/kg	3.9	1	09/11/17 12:15	09/12/17 11:14	7440-36-0	M1
Arsenic	**14.3**	mg/kg	0.66	1	09/11/17 12:15	09/12/17 11:14	7440-38-2	D6
Barium	**83.1**	mg/kg	13.1	1	09/11/17 12:15	09/12/17 11:14	7440-39-3	D6,M1
Beryllium	**0.35**	mg/kg	0.33	1	09/11/17 12:15	09/12/17 11:14	7440-41-7	
Cadmium	**0.50**	mg/kg	0.16	1	09/11/17 12:15	09/12/17 11:14	7440-43-9	D6
Calcium	**14000**	mg/kg	65.7	1	09/11/17 12:15	09/12/17 11:14	7440-70-2	D6,M1
Chromium	**5.3**	mg/kg	0.66	1	09/11/17 12:15	09/12/17 11:14	7440-47-3	D6
Cobalt	**6.9**	mg/kg	3.3	1	09/11/17 12:15	09/12/17 11:14	7440-48-4	
Copper	**25.8**	mg/kg	1.6	1	09/11/17 12:15	09/12/17 11:14	7440-50-8	
Iron	**22100**	mg/kg	6.6	1	09/11/17 12:15	09/12/17 11:14	7439-89-6	D6,M6
Lead	**16.6**	mg/kg	0.33	1	09/11/17 12:15	09/12/17 11:14	7439-92-1	M1
Magnesium	**4570**	mg/kg	65.7	1	09/11/17 12:15	09/12/17 11:14	7439-95-4	D6,M1
Manganese	**898**	mg/kg	0.99	1	09/11/17 12:15	09/12/17 11:14	7439-96-5	M1
Nickel	**16.8**	mg/kg	2.6	1	09/11/17 12:15	09/12/17 11:14	7440-02-0	
Potassium	**1580**	mg/kg	329	1	09/11/17 12:15	09/12/17 11:14	7440-09-7	M1
Selenium	**<0.66**	mg/kg	0.66	1	09/11/17 12:15	09/12/17 11:14	7782-49-2	
Silver	**1.2**	mg/kg	0.66	1	09/11/17 12:15	09/12/17 11:14	7440-22-4	D6,M1
Sodium	**1720**	mg/kg	329	1	09/11/17 12:15	09/12/17 11:14	7440-23-5	
Thallium	**0.97**	mg/kg	0.66	1	09/11/17 12:15	09/12/17 11:14	7440-28-0	D6
Vanadium	**16.6**	mg/kg	3.3	1	09/11/17 12:15	09/12/17 11:14	7440-62-2	D6
Zinc	**62.3**	mg/kg	1.3	1	09/11/17 12:15	09/12/17 11:14	7440-66-6	
7471 Mercury	Analytical Method: EPA 7471B Preparation Method: EPA 7471B							
Mercury	**0.13**	mg/kg	0.057	1	09/12/17 11:19	09/12/17 16:48	7439-97-6	B,M1
Percent Moisture	Analytical Method: ASTM D2216-92M							
Percent Moisture	**18.4**	%	0.10	1		09/06/17 18:06		

This report shall not be reproduced, except in full,
without the written consent of Pace Analytical Services, LLC.

Pace Analytical Services, LLC
575 Broad Hollow Road
Melville, NY 11747
(631)694-3040

ANALYTICAL RESULTS

Project: Kodak Hawkeye Facility
Pace Project No.: 7028849

Sample: SB-16 **Lab ID: 7028849009** Collected: 08/31/17 17:25 Received: 09/02/17 10:00 Matrix: Solid

Results reported on a "dry weight" basis and are adjusted for percent moisture, sample size and any dilutions.

Parameters	Results	Units	Report Limit	DF	Prepared	Analyzed	CAS No.	Qual
6010 MET ICP	Analytical Method: EPA 6010C Preparation Method: EPA 3050B							
Aluminum	**4240**	mg/kg	12.6	1	09/11/17 12:15	09/12/17 11:59	7429-90-5	
Antimony	**<3.8**	mg/kg	3.8	1	09/11/17 12:15	09/12/17 11:59	7440-36-0	
Arsenic	**7.0**	mg/kg	0.63	1	09/11/17 12:15	09/12/17 11:59	7440-38-2	
Barium	**22.7**	mg/kg	12.6	1	09/11/17 12:15	09/12/17 11:59	7440-39-3	
Beryllium	**0.22J**	mg/kg	0.31	1	09/11/17 12:15	09/12/17 11:59	7440-41-7	
Cadmium	**1.6**	mg/kg	0.16	1	09/11/17 12:15	09/12/17 11:59	7440-43-9	
Calcium	**119000**	mg/kg	628	10	09/11/17 12:15	09/12/17 14:51	7440-70-2	
Chromium	**3.3**	mg/kg	0.63	1	09/11/17 12:15	09/12/17 11:59	7440-47-3	
Cobalt	**4.1**	mg/kg	3.1	1	09/11/17 12:15	09/12/17 11:59	7440-48-4	
Copper	**53.8**	mg/kg	1.6	1	09/11/17 12:15	09/12/17 11:59	7440-50-8	
Iron	**11000**	mg/kg	6.3	1	09/11/17 12:15	09/12/17 11:59	7439-89-6	
Lead	**18.8**	mg/kg	0.31	1	09/11/17 12:15	09/12/17 11:59	7439-92-1	
Magnesium	**18200**	mg/kg	62.8	1	09/11/17 12:15	09/12/17 11:59	7439-95-4	
Manganese	**367**	mg/kg	0.94	1	09/11/17 12:15	09/12/17 11:59	7439-96-5	
Nickel	**95.5**	mg/kg	2.5	1	09/11/17 12:15	09/12/17 11:59	7440-02-0	
Potassium	**1870**	mg/kg	314	1	09/11/17 12:15	09/12/17 11:59	7440-09-7	
Selenium	**<6.3**	mg/kg	6.3	10	09/11/17 12:15	09/12/17 14:51	7782-49-2	
Silver	**1.5**	mg/kg	0.63	1	09/11/17 12:15	09/12/17 11:59	7440-22-4	
Sodium	**2040**	mg/kg	314	1	09/11/17 12:15	09/12/17 11:59	7440-23-5	
Thallium	**<0.63**	mg/kg	0.63	1	09/11/17 12:15	09/12/17 11:59	7440-28-0	
Vanadium	**8.0**	mg/kg	3.1	1	09/11/17 12:15	09/12/17 11:59	7440-62-2	
Zinc	**91.7**	mg/kg	1.3	1	09/11/17 12:15	09/12/17 11:59	7440-66-6	
7471 Mercury	Analytical Method: EPA 7471B Preparation Method: EPA 7471B							
Mercury	**0.29**	mg/kg	0.045	1	09/12/17 11:19	09/12/17 17:01	7439-97-6	
Percent Moisture	Analytical Method: ASTM D2216-92M							
Percent Moisture	**18.4**	%	0.10	1		09/08/17 01:16		

This report shall not be reproduced, except in full,
without the written consent of Pace Analytical Services, LLC.

Pace Analytical Services, LLC
575 Broad Hollow Road
Melville, NY 11747
(631)694-3040

ANALYTICAL RESULTS

Project: Kodak Hawkeye Facility
Pace Project No.: 7028849

Sample: SB-17 **Lab ID: 7028849010** Collected: 08/31/17 18:00 Received: 09/02/17 10:00 Matrix: Solid

Results reported on a "dry weight" basis and are adjusted for percent moisture, sample size and any dilutions.

Parameters	Results	Units	Report Limit	DF	Prepared	Analyzed	CAS No.	Qual
6010 MET ICP	Analytical Method: EPA 6010C Preparation Method: EPA 3050B							
Aluminum	**4310**	mg/kg	10.6	1	09/11/17 12:15	09/12/17 12:04	7429-90-5	
Antimony	**<3.2**	mg/kg	3.2	1	09/11/17 12:15	09/12/17 12:04	7440-36-0	
Arsenic	**6.2**	mg/kg	0.53	1	09/11/17 12:15	09/12/17 12:04	7440-38-2	
Barium	**26.5**	mg/kg	10.6	1	09/11/17 12:15	09/12/17 12:04	7440-39-3	
Beryllium	**0.28**	mg/kg	0.27	1	09/11/17 12:15	09/12/17 12:04	7440-41-7	
Cadmium	**0.33**	mg/kg	0.13	1	09/11/17 12:15	09/12/17 12:04	7440-43-9	
Calcium	**137000**	mg/kg	532	10	09/11/17 12:15	09/12/17 14:56	7440-70-2	
Chromium	**2.8**	mg/kg	0.53	1	09/11/17 12:15	09/12/17 12:04	7440-47-3	
Cobalt	**3.1**	mg/kg	2.7	1	09/11/17 12:15	09/12/17 12:04	7440-48-4	
Copper	**10.4**	mg/kg	1.3	1	09/11/17 12:15	09/12/17 12:04	7440-50-8	
Iron	**10400**	mg/kg	5.3	1	09/11/17 12:15	09/12/17 12:04	7439-89-6	
Lead	**20.6**	mg/kg	0.27	1	09/11/17 12:15	09/12/17 12:04	7439-92-1	
Magnesium	**22100**	mg/kg	53.2	1	09/11/17 12:15	09/12/17 12:04	7439-95-4	
Manganese	**277**	mg/kg	0.80	1	09/11/17 12:15	09/12/17 12:04	7439-96-5	
Nickel	**8.4**	mg/kg	2.1	1	09/11/17 12:15	09/12/17 12:04	7440-02-0	
Potassium	**2550**	mg/kg	266	1	09/11/17 12:15	09/12/17 12:04	7440-09-7	
Selenium	**<5.3**	mg/kg	5.3	10	09/11/17 12:15	09/12/17 14:56	7782-49-2	
Silver	**1.3**	mg/kg	0.53	1	09/11/17 12:15	09/12/17 12:04	7440-22-4	
Sodium	**2680**	mg/kg	266	1	09/11/17 12:15	09/12/17 12:04	7440-23-5	
Thallium	**0.30J**	mg/kg	0.53	1	09/11/17 12:15	09/12/17 12:04	7440-28-0	
Vanadium	**6.9**	mg/kg	2.7	1	09/11/17 12:15	09/12/17 12:04	7440-62-2	
Zinc	**59.7**	mg/kg	1.1	1	09/11/17 12:15	09/12/17 12:04	7440-66-6	
7471 Mercury	Analytical Method: EPA 7471B Preparation Method: EPA 7471B							
Mercury	**0.052**	mg/kg	0.037	1	09/12/17 11:19	09/12/17 17:03	7439-97-6	B
Percent Moisture	Analytical Method: ASTM D2216-92M							
Percent Moisture	**9.7**	%	0.10	1		09/08/17 01:16		

This report shall not be reproduced, except in full,
without the written consent of Pace Analytical Services, LLC.

Pace Analytical Services, LLC
575 Broad Hollow Road
Melville, NY 11747
(631)694-3040

ANALYTICAL RESULTS

Project: Kodak Hawkeye Facility
Pace Project No.: 7028849

Sample: SB-18 **Lab ID: 7028849011** Collected: 08/31/17 18:30 Received: 09/02/17 10:00 Matrix: Solid

Results reported on a "dry weight" basis and are adjusted for percent moisture, sample size and any dilutions.

Parameters	Results	Units	Report Limit	DF	Prepared	Analyzed	CAS No.	Qual
6010 MET ICP	Analytical Method: EPA 6010C Preparation Method: EPA 3050B							
Aluminum	**5700**	mg/kg	10.4	1	09/11/17 12:15	09/12/17 12:10	7429-90-5	
Antimony	**<3.1**	mg/kg	3.1	1	09/11/17 12:15	09/12/17 12:10	7440-36-0	
Arsenic	**5.2**	mg/kg	0.52	1	09/11/17 12:15	09/12/17 12:10	7440-38-2	
Barium	**75.2**	mg/kg	10.4	1	09/11/17 12:15	09/12/17 12:10	7440-39-3	
Beryllium	**0.10J**	mg/kg	0.26	1	09/11/17 12:15	09/12/17 12:10	7440-41-7	
Cadmium	**0.52**	mg/kg	0.13	1	09/11/17 12:15	09/12/17 12:10	7440-43-9	
Calcium	**145000**	mg/kg	519	10	09/11/17 12:15	09/12/17 15:02	7440-70-2	
Chromium	**8.0**	mg/kg	0.52	1	09/11/17 12:15	09/12/17 12:10	7440-47-3	
Cobalt	**3.0**	mg/kg	2.6	1	09/11/17 12:15	09/12/17 12:10	7440-48-4	
Copper	**12.6**	mg/kg	1.3	1	09/11/17 12:15	09/12/17 12:10	7440-50-8	
Iron	**9480**	mg/kg	5.2	1	09/11/17 12:15	09/12/17 12:10	7439-89-6	
Lead	**21.2**	mg/kg	0.26	1	09/11/17 12:15	09/12/17 12:10	7439-92-1	
Magnesium	**48800**	mg/kg	519	10	09/11/17 12:15	09/12/17 15:02	7439-95-4	
Manganese	**319**	mg/kg	0.78	1	09/11/17 12:15	09/12/17 12:10	7439-96-5	
Nickel	**7.9**	mg/kg	2.1	1	09/11/17 12:15	09/12/17 12:10	7440-02-0	
Potassium	**1420**	mg/kg	260	1	09/11/17 12:15	09/12/17 12:10	7440-09-7	
Selenium	**<5.2**	mg/kg	5.2	10	09/11/17 12:15	09/12/17 15:02	7782-49-2	
Silver	**2.3**	mg/kg	0.52	1	09/11/17 12:15	09/12/17 12:10	7440-22-4	
Sodium	**2760**	mg/kg	260	1	09/11/17 12:15	09/12/17 12:10	7440-23-5	
Thallium	**<0.52**	mg/kg	0.52	1	09/11/17 12:15	09/12/17 12:10	7440-28-0	
Vanadium	**13.0**	mg/kg	2.6	1	09/11/17 12:15	09/12/17 12:10	7440-62-2	
Zinc	**80.2**	mg/kg	1.0	1	09/11/17 12:15	09/12/17 12:10	7440-66-6	
7471 Mercury	Analytical Method: EPA 7471B Preparation Method: EPA 7471B							
Mercury	**0.091**	mg/kg	0.041	1	09/12/17 11:19	09/12/17 17:06	7439-97-6	B
8260C MSV 5035A-L Low Level	Analytical Method: EPA 8260C Preparation Method: EPA 5035A-L							
1,1,1-Trichloroethane	**<2.5**	ug/kg	2.5	1	09/08/17 08:40	09/08/17 17:49	71-55-6	
1,1,2,2-Tetrachloroethane	**<2.5**	ug/kg	2.5	1	09/08/17 08:40	09/08/17 17:49	79-34-5	
1,1,2-Trichloroethane	**<2.5**	ug/kg	2.5	1	09/08/17 08:40	09/08/17 17:49	79-00-5	
1,1,2-Trichlorotrifluoroethane	**<2.5**	ug/kg	2.5	1	09/08/17 08:40	09/08/17 17:49	76-13-1	
1,1-Dichloroethane	**<2.5**	ug/kg	2.5	1	09/08/17 08:40	09/08/17 17:49	75-34-3	IH
1,1-Dichloroethene	**<2.5**	ug/kg	2.5	1	09/08/17 08:40	09/08/17 17:49	75-35-4	
1,2,4-Trichlorobenzene	**<2.5**	ug/kg	2.5	1	09/08/17 08:40	09/08/17 17:49	120-82-1	
1,2-Dibromo-3-chloropropane	**<2.5**	ug/kg	2.5	1	09/08/17 08:40	09/08/17 17:49	96-12-8	
1,2-Dibromoethane (EDB)	**<2.5**	ug/kg	2.5	1	09/08/17 08:40	09/08/17 17:49	106-93-4	
1,2-Dichlorobenzene	**<2.5**	ug/kg	2.5	1	09/08/17 08:40	09/08/17 17:49	95-50-1	
1,2-Dichloroethane	**<2.5**	ug/kg	2.5	1	09/08/17 08:40	09/08/17 17:49	107-06-2	
1,2-Dichloropropane	**<2.5**	ug/kg	2.5	1	09/08/17 08:40	09/08/17 17:49	78-87-5	
1,3-Dichlorobenzene	**<2.5**	ug/kg	2.5	1	09/08/17 08:40	09/08/17 17:49	541-73-1	
1,4-Dichlorobenzene	**<2.5**	ug/kg	2.5	1	09/08/17 08:40	09/08/17 17:49	106-46-7	
2-Butanone (MEK)	**<2.5**	ug/kg	2.5	1	09/08/17 08:40	09/08/17 17:49	78-93-3	
2-Hexanone	**<2.5**	ug/kg	2.5	1	09/08/17 08:40	09/08/17 17:49	591-78-6	
4-Methyl-2-pentanone (MIBK)	**<2.5**	ug/kg	2.5	1	09/08/17 08:40	09/08/17 17:49	108-10-1	
Acetone	**13.1**	ug/kg	2.5	1	09/08/17 08:40	09/08/17 17:49	67-64-1	CH

This report shall not be reproduced, except in full,
without the written consent of Pace Analytical Services, LLC.

Pace Analytical Services, LLC
575 Broad Hollow Road
Melville, NY 11747
(631)694-3040

ANALYTICAL RESULTS

Project: Kodak Hawkeye Facility
Pace Project No.: 7028849

Sample: SB-18 **Lab ID: 7028849011** Collected: 08/31/17 18:30 Received: 09/02/17 10:00 Matrix: Solid

Results reported on a "dry weight" basis and are adjusted for percent moisture, sample size and any dilutions.

Parameters	Results	Units	Report Limit	DF	Prepared	Analyzed	CAS No.	Qual
8260C MSV 5035A-L Low Level	Analytical Method: EPA 8260C Preparation Method: EPA 5035A-L							
Benzene	**<2.5**	ug/kg	2.5	1	09/08/17 08:40	09/08/17 17:49	71-43-2	
Bromodichloromethane	**<2.5**	ug/kg	2.5	1	09/08/17 08:40	09/08/17 17:49	75-27-4	
Bromoform	**<2.5**	ug/kg	2.5	1	09/08/17 08:40	09/08/17 17:49	75-25-2	
Bromomethane	**<2.5**	ug/kg	2.5	1	09/08/17 08:40	09/08/17 17:49	74-83-9	
Carbon disulfide	**<2.5**	ug/kg	2.5	1	09/08/17 08:40	09/08/17 17:49	75-15-0	
Carbon tetrachloride	**<2.5**	ug/kg	2.5	1	09/08/17 08:40	09/08/17 17:49	56-23-5	
Chlorobenzene	**<2.5**	ug/kg	2.5	1	09/08/17 08:40	09/08/17 17:49	108-90-7	
Chloroethane	**<2.5**	ug/kg	2.5	1	09/08/17 08:40	09/08/17 17:49	75-00-3	
Chloroform	**<2.5**	ug/kg	2.5	1	09/08/17 08:40	09/08/17 17:49	67-66-3	
Chloromethane	**<2.5**	ug/kg	2.5	1	09/08/17 08:40	09/08/17 17:49	74-87-3	
Cyclohexane	**<2.5**	ug/kg	2.5	1	09/08/17 08:40	09/08/17 17:49	110-82-7	
Dibromochloromethane	**<2.5**	ug/kg	2.5	1	09/08/17 08:40	09/08/17 17:49	124-48-1	
Dichlorodifluoromethane	**<2.5**	ug/kg	2.5	1	09/08/17 08:40	09/08/17 17:49	75-71-8	
Ethylbenzene	**<2.5**	ug/kg	2.5	1	09/08/17 08:40	09/08/17 17:49	100-41-4	
Isopropylbenzene (Cumene)	**<2.5**	ug/kg	2.5	1	09/08/17 08:40	09/08/17 17:49	98-82-8	
Methyl acetate	**<2.5**	ug/kg	2.5	1	09/08/17 08:40	09/08/17 17:49	79-20-9	IH
Methyl-tert-butyl ether	**<2.5**	ug/kg	2.5	1	09/08/17 08:40	09/08/17 17:49	1634-04-4	
Methylcyclohexane	**<2.5**	ug/kg	2.5	1	09/08/17 08:40	09/08/17 17:49	108-87-2	
Methylene Chloride	**<2.5**	ug/kg	2.5	1	09/08/17 08:40	09/08/17 17:49	75-09-2	
Styrene	**<2.5**	ug/kg	2.5	1	09/08/17 08:40	09/08/17 17:49	100-42-5	
Tetrachloroethene	**<2.5**	ug/kg	2.5	1	09/08/17 08:40	09/08/17 17:49	127-18-4	
Toluene	**<2.5**	ug/kg	2.5	1	09/08/17 08:40	09/08/17 17:49	108-88-3	
Trichloroethene	**1.7J**	ug/kg	2.5	1	09/08/17 08:40	09/08/17 17:49	79-01-6	
Trichlorofluoromethane	**<2.5**	ug/kg	2.5	1	09/08/17 08:40	09/08/17 17:49	75-69-4	
Vinyl chloride	**<2.5**	ug/kg	2.5	1	09/08/17 08:40	09/08/17 17:49	75-01-4	
Xylene (Total)	**<4.9**	ug/kg	4.9	1	09/08/17 08:40	09/08/17 17:49	1330-20-7	
cis-1,2-Dichloroethene	**<2.5**	ug/kg	2.5	1	09/08/17 08:40	09/08/17 17:49	156-59-2	
cis-1,3-Dichloropropene	**<2.5**	ug/kg	2.5	1	09/08/17 08:40	09/08/17 17:49	10061-01-5	
trans-1,2-Dichloroethene	**<2.5**	ug/kg	2.5	1	09/08/17 08:40	09/08/17 17:49	156-60-5	
trans-1,3-Dichloropropene	**<2.5**	ug/kg	2.5	1	09/08/17 08:40	09/08/17 17:49	10061-02-6	
Surrogates								
Toluene-d8 (S)	92	%.	43-157	1	09/08/17 08:40	09/08/17 17:49	2037-26-5	
4-Bromofluorobenzene (S)	99	%.	34-145	1	09/08/17 08:40	09/08/17 17:49	460-00-4	
1,2-Dichloroethane-d4 (S)	98	%.	33-150	1	09/08/17 08:40	09/08/17 17:49	17060-07-0	
Percent Moisture	Analytical Method: ASTM D2216-92M							
Percent Moisture	**8.2**	%	0.10	1		09/06/17 18:07		

This report shall not be reproduced, except in full,
without the written consent of Pace Analytical Services, LLC.

Pace Analytical Services, LLC
575 Broad Hollow Road
Melville, NY 11747
(631)694-3040

ANALYTICAL RESULTS

Project: Kodak Hawkeye Facility
Pace Project No.: 7028849

Sample: BLIND DUP 1 **Lab ID: 7028849012** Collected: 08/31/17 00:00 Received: 09/02/17 10:00 Matrix: Solid

Results reported on a "dry weight" basis and are adjusted for percent moisture, sample size and any dilutions.

Parameters	Results	Units	Report Limit	DF	Prepared	Analyzed	CAS No.	Qual
8082 GCS PCB	Analytical Method: EPA 8082A Preparation Method: EPA 3545A							
PCB-1016 (Aroclor 1016)	**<39.8**	ug/kg	39.8	1	09/07/17 12:15	09/12/17 10:39	12674-11-2	
PCB-1221 (Aroclor 1221)	**<80.8**	ug/kg	80.8	1	09/07/17 12:15	09/12/17 10:39	11104-28-2	
PCB-1232 (Aroclor 1232)	**<39.8**	ug/kg	39.8	1	09/07/17 12:15	09/12/17 10:39	11141-16-5	
PCB-1242 (Aroclor 1242)	**<39.8**	ug/kg	39.8	1	09/07/17 12:15	09/12/17 10:39	53469-21-9	
PCB-1248 (Aroclor 1248)	**<39.8**	ug/kg	39.8	1	09/07/17 12:15	09/12/17 10:39	12672-29-6	
PCB-1254 (Aroclor 1254)	**<39.8**	ug/kg	39.8	1	09/07/17 12:15	09/12/17 10:39	11097-69-1	
PCB-1260 (Aroclor 1260)	**<39.8**	ug/kg	39.8	1	09/07/17 12:15	09/12/17 10:39	11096-82-5	
Surrogates								
Tetrachloro-m-xylene (S)	45	%.	30-150	1	09/07/17 12:15	09/12/17 10:39	877-09-8	
Decachlorobiphenyl (S)	62	%.	30-150	1	09/07/17 12:15	09/12/17 10:39	2051-24-3	
8260C MSV 5035A-L Low Level	Analytical Method: EPA 8260C Preparation Method: EPA 5035A-L							
1,1,1-Trichloroethane	**<2.3**	ug/kg	2.3	1	09/08/17 08:40	09/08/17 18:09	71-55-6	
1,1,2,2-Tetrachloroethane	**<2.3**	ug/kg	2.3	1	09/08/17 08:40	09/08/17 18:09	79-34-5	
1,1,2-Trichloroethane	**<2.3**	ug/kg	2.3	1	09/08/17 08:40	09/08/17 18:09	79-00-5	
1,1,2-Trichlorotrifluoroethane	**<2.3**	ug/kg	2.3	1	09/08/17 08:40	09/08/17 18:09	76-13-1	
1,1-Dichloroethane	**<2.3**	ug/kg	2.3	1	09/08/17 08:40	09/08/17 18:09	75-34-3	IH
1,1-Dichloroethene	**<2.3**	ug/kg	2.3	1	09/08/17 08:40	09/08/17 18:09	75-35-4	
1,2,4-Trichlorobenzene	**<2.3**	ug/kg	2.3	1	09/08/17 08:40	09/08/17 18:09	120-82-1	
1,2-Dibromo-3-chloropropane	**<2.3**	ug/kg	2.3	1	09/08/17 08:40	09/08/17 18:09	96-12-8	
1,2-Dibromoethane (EDB)	**<2.3**	ug/kg	2.3	1	09/08/17 08:40	09/08/17 18:09	106-93-4	
1,2-Dichlorobenzene	**<2.3**	ug/kg	2.3	1	09/08/17 08:40	09/08/17 18:09	95-50-1	
1,2-Dichloroethane	**<2.3**	ug/kg	2.3	1	09/08/17 08:40	09/08/17 18:09	107-06-2	
1,2-Dichloropropane	**<2.3**	ug/kg	2.3	1	09/08/17 08:40	09/08/17 18:09	78-87-5	
1,3-Dichlorobenzene	**<2.3**	ug/kg	2.3	1	09/08/17 08:40	09/08/17 18:09	541-73-1	
1,4-Dichlorobenzene	**<2.3**	ug/kg	2.3	1	09/08/17 08:40	09/08/17 18:09	106-46-7	
2-Butanone (MEK)	**<2.3**	ug/kg	2.3	1	09/08/17 08:40	09/08/17 18:09	78-93-3	
2-Hexanone	**<2.3**	ug/kg	2.3	1	09/08/17 08:40	09/08/17 18:09	591-78-6	
4-Methyl-2-pentanone (MIBK)	**<2.3**	ug/kg	2.3	1	09/08/17 08:40	09/08/17 18:09	108-10-1	
Acetone	**<2.3**	ug/kg	2.3	1	09/08/17 08:40	09/08/17 18:09	67-64-1	
Benzene	**<2.3**	ug/kg	2.3	1	09/08/17 08:40	09/08/17 18:09	71-43-2	
Bromodichloromethane	**<2.3**	ug/kg	2.3	1	09/08/17 08:40	09/08/17 18:09	75-27-4	
Bromoform	**<2.3**	ug/kg	2.3	1	09/08/17 08:40	09/08/17 18:09	75-25-2	
Bromomethane	**<2.3**	ug/kg	2.3	1	09/08/17 08:40	09/08/17 18:09	74-83-9	
Carbon disulfide	**<2.3**	ug/kg	2.3	1	09/08/17 08:40	09/08/17 18:09	75-15-0	
Carbon tetrachloride	**<2.3**	ug/kg	2.3	1	09/08/17 08:40	09/08/17 18:09	56-23-5	
Chlorobenzene	**<2.3**	ug/kg	2.3	1	09/08/17 08:40	09/08/17 18:09	108-90-7	
Chloroethane	**<2.3**	ug/kg	2.3	1	09/08/17 08:40	09/08/17 18:09	75-00-3	
Chloroform	**<2.3**	ug/kg	2.3	1	09/08/17 08:40	09/08/17 18:09	67-66-3	
Chloromethane	**<2.3**	ug/kg	2.3	1	09/08/17 08:40	09/08/17 18:09	74-87-3	
Cyclohexane	**<2.3**	ug/kg	2.3	1	09/08/17 08:40	09/08/17 18:09	110-82-7	
Dibromochloromethane	**<2.3**	ug/kg	2.3	1	09/08/17 08:40	09/08/17 18:09	124-48-1	
Dichlorodifluoromethane	**<2.3**	ug/kg	2.3	1	09/08/17 08:40	09/08/17 18:09	75-71-8	
Ethylbenzene	**<2.3**	ug/kg	2.3	1	09/08/17 08:40	09/08/17 18:09	100-41-4	
Isopropylbenzene (Cumene)	**<2.3**	ug/kg	2.3	1	09/08/17 08:40	09/08/17 18:09	98-82-8	
Methyl acetate	**<2.3**	ug/kg	2.3	1	09/08/17 08:40	09/08/17 18:09	79-20-9	IH

This report shall not be reproduced, except in full,
without the written consent of Pace Analytical Services, LLC.

Pace Analytical Services, LLC
575 Broad Hollow Road
Melville, NY 11747
(631)694-3040

ANALYTICAL RESULTS

Project: Kodak Hawkeye Facility
Pace Project No.: 7028849

Sample: BLIND DUP 1 **Lab ID: 7028849012** Collected: 08/31/17 00:00 Received: 09/02/17 10:00 Matrix: Solid

Results reported on a "dry weight" basis and are adjusted for percent moisture, sample size and any dilutions.

Parameters	Results	Units	Report Limit	DF	Prepared	Analyzed	CAS No.	Qual
8260C MSV 5035A-L Low Level	Analytical Method: EPA 8260C Preparation Method: EPA 5035A-L							
Methyl-tert-butyl ether	**<2.3**	ug/kg	2.3	1	09/08/17 08:40	09/08/17 18:09	1634-04-4	
Methylcyclohexane	**<2.3**	ug/kg	2.3	1	09/08/17 08:40	09/08/17 18:09	108-87-2	
Methylene Chloride	**1.9J**	ug/kg	2.3	1	09/08/17 08:40	09/08/17 18:09	75-09-2	B
Styrene	**<2.3**	ug/kg	2.3	1	09/08/17 08:40	09/08/17 18:09	100-42-5	
Tetrachloroethene	**<2.3**	ug/kg	2.3	1	09/08/17 08:40	09/08/17 18:09	127-18-4	
Toluene	**<2.3**	ug/kg	2.3	1	09/08/17 08:40	09/08/17 18:09	108-88-3	
Trichloroethene	**<2.3**	ug/kg	2.3	1	09/08/17 08:40	09/08/17 18:09	79-01-6	
Trichlorofluoromethane	**<2.3**	ug/kg	2.3	1	09/08/17 08:40	09/08/17 18:09	75-69-4	
Vinyl chloride	**<2.3**	ug/kg	2.3	1	09/08/17 08:40	09/08/17 18:09	75-01-4	
Xylene (Total)	**<4.6**	ug/kg	4.6	1	09/08/17 08:40	09/08/17 18:09	1330-20-7	
cis-1,2-Dichloroethene	**<2.3**	ug/kg	2.3	1	09/08/17 08:40	09/08/17 18:09	156-59-2	
cis-1,3-Dichloropropene	**<2.3**	ug/kg	2.3	1	09/08/17 08:40	09/08/17 18:09	10061-01-5	
trans-1,2-Dichloroethene	**<2.3**	ug/kg	2.3	1	09/08/17 08:40	09/08/17 18:09	156-60-5	
trans-1,3-Dichloropropene	**<2.3**	ug/kg	2.3	1	09/08/17 08:40	09/08/17 18:09	10061-02-6	
Surrogates								
Toluene-d8 (S)	99	%.	43-157	1	09/08/17 08:40	09/08/17 18:09	2037-26-5	
4-Bromofluorobenzene (S)	93	%.	34-145	1	09/08/17 08:40	09/08/17 18:09	460-00-4	
1,2-Dichloroethane-d4 (S)	101	%.	33-150	1	09/08/17 08:40	09/08/17 18:09	17060-07-0	
Percent Moisture	Analytical Method: ASTM D2216-92M							
Percent Moisture	**17.0**	%	0.10	1		09/06/17 18:07		

This report shall not be reproduced, except in full,
without the written consent of Pace Analytical Services, LLC.

Pace Analytical Services, LLC
575 Broad Hollow Road
Melville, NY 11747
(631)694-3040

ANALYTICAL RESULTS

Project: Kodak Hawkeye Facility
Pace Project No.: 7028849

Sample: BLIND DUP 2 **Lab ID: 7028849013** Collected: 08/31/17 00:00 Received: 09/02/17 10:00 Matrix: Solid

Results reported on a "dry weight" basis and are adjusted for percent moisture, sample size and any dilutions.

Parameters	Results	Units	Report Limit	DF	Prepared	Analyzed	CAS No.	Qual
8270 MSSV	Analytical Method: EPA 8270D Preparation Method: EPA 3545A							
2-Methylnaphthalene	**<74.7**	ug/kg	74.7	1	09/06/17 12:00	09/08/17 21:50	91-57-6	
Acenaphthene	**<74.7**	ug/kg	74.7	1	09/06/17 12:00	09/08/17 21:50	83-32-9	
Acenaphthylene	**<74.7**	ug/kg	74.7	1	09/06/17 12:00	09/08/17 21:50	208-96-8	
Anthracene	**<74.7**	ug/kg	74.7	1	09/06/17 12:00	09/08/17 21:50	120-12-7	
Benzo(a)anthracene	**<74.7**	ug/kg	74.7	1	09/06/17 12:00	09/08/17 21:50	56-55-3	
Benzo(a)pyrene	**<74.7**	ug/kg	74.7	1	09/06/17 12:00	09/08/17 21:50	50-32-8	
Benzo(b)fluoranthene	**<74.7**	ug/kg	74.7	1	09/06/17 12:00	09/08/17 21:50	205-99-2	
Benzo(g,h,i)perylene	**<74.7**	ug/kg	74.7	1	09/06/17 12:00	09/08/17 21:50	191-24-2	L1
Benzo(k)fluoranthene	**<74.7**	ug/kg	74.7	1	09/06/17 12:00	09/08/17 21:50	207-08-9	
Chrysene	**<74.7**	ug/kg	74.7	1	09/06/17 12:00	09/08/17 21:50	218-01-9	
Dibenz(a,h)anthracene	**<74.7**	ug/kg	74.7	1	09/06/17 12:00	09/08/17 21:50	53-70-3	L1
Fluoranthene	**<74.7**	ug/kg	74.7	1	09/06/17 12:00	09/08/17 21:50	206-44-0	
Fluorene	**<74.7**	ug/kg	74.7	1	09/06/17 12:00	09/08/17 21:50	86-73-7	
Indeno(1,2,3-cd)pyrene	**<74.7**	ug/kg	74.7	1	09/06/17 12:00	09/08/17 21:50	193-39-5	L1
Naphthalene	**<74.7**	ug/kg	74.7	1	09/06/17 12:00	09/08/17 21:50	91-20-3	
Phenanthrene	**<74.7**	ug/kg	74.7	1	09/06/17 12:00	09/08/17 21:50	85-01-8	
Pyrene	**<74.7**	ug/kg	74.7	1	09/06/17 12:00	09/08/17 21:50	129-00-0	
Surrogates								
Nitrobenzene-d5 (S)	72	%.	23-120	1	09/06/17 12:00	09/08/17 21:50	4165-60-0	
2-Fluorobiphenyl (S)	67	%.	30-115	1	09/06/17 12:00	09/08/17 21:50	321-60-8	
p-Terphenyl-d14 (S)	81	%.	18-137	1	09/06/17 12:00	09/08/17 21:50	1718-51-0	
Phenol-d5 (S)	60	%.	24-113	1	09/06/17 12:00	09/08/17 21:50	4165-62-2	
2-Fluorophenol (S)	50	%.	25-121	1	09/06/17 12:00	09/08/17 21:50	367-12-4	
2,4,6-Tribromophenol (S)	44	%.	19-122	1	09/06/17 12:00	09/08/17 21:50	118-79-6	
2-Chlorophenol-d4 (S)	56	%.	20-130	1	09/06/17 12:00	09/08/17 21:50	93951-73-6	
1,2-Dichlorobenzene-d4 (S)	86	%.	20-130	1	09/06/17 12:00	09/08/17 21:50	2199-69-1	
Percent Moisture	Analytical Method: ASTM D2216-92M							
Percent Moisture	**10.3**	%	0.10	1		09/06/17 18:07		

This report shall not be reproduced, except in full,
without the written consent of Pace Analytical Services, LLC.

Pace Analytical Services, LLC
575 Broad Hollow Road
Melville, NY 11747
(631)694-3040

ANALYTICAL RESULTS

Project: Kodak Hawkeye Facility
Pace Project No.: 7028849

Sample: BLIND DUP 3 **Lab ID: 7028849014** Collected: 08/31/17 00:00 Received: 09/02/17 10:00 Matrix: Solid

Results reported on a "dry weight" basis and are adjusted for percent moisture, sample size and any dilutions.

Parameters	Results	Units	Report Limit	DF	Prepared	Analyzed	CAS No.	Qual
6010 MET ICP	Analytical Method: EPA 6010C Preparation Method: EPA 3050B							
Aluminum	**10000**	mg/kg	13.4	1	09/11/17 12:15	09/12/17 12:15	7429-90-5	
Antimony	**<4.0**	mg/kg	4.0	1	09/11/17 12:15	09/12/17 12:15	7440-36-0	
Arsenic	**11.5**	mg/kg	0.67	1	09/11/17 12:15	09/12/17 12:15	7440-38-2	
Barium	**93.3**	mg/kg	13.4	1	09/11/17 12:15	09/12/17 12:15	7440-39-3	
Beryllium	**0.47**	mg/kg	0.34	1	09/11/17 12:15	09/12/17 12:15	7440-41-7	
Cadmium	**0.71**	mg/kg	0.17	1	09/11/17 12:15	09/12/17 12:15	7440-43-9	
Calcium	**33700**	mg/kg	67.2	1	09/11/17 12:15	09/12/17 12:15	7440-70-2	
Chromium	**9.3**	mg/kg	0.67	1	09/11/17 12:15	09/12/17 12:15	7440-47-3	
Cobalt	**8.2**	mg/kg	3.4	1	09/11/17 12:15	09/12/17 12:15	7440-48-4	
Copper	**40.8**	mg/kg	1.7	1	09/11/17 12:15	09/12/17 12:15	7440-50-8	
Iron	**21100**	mg/kg	6.7	1	09/11/17 12:15	09/12/17 12:15	7439-89-6	
Lead	**40.1**	mg/kg	0.34	1	09/11/17 12:15	09/12/17 12:15	7439-92-1	
Magnesium	**13600**	mg/kg	67.2	1	09/11/17 12:15	09/12/17 12:15	7439-95-4	
Manganese	**1030**	mg/kg	1.0	1	09/11/17 12:15	09/12/17 12:15	7439-96-5	
Nickel	**25.4**	mg/kg	2.7	1	09/11/17 12:15	09/12/17 12:15	7440-02-0	
Potassium	**2330**	mg/kg	336	1	09/11/17 12:15	09/12/17 12:15	7440-09-7	
Selenium	**<6.7**	mg/kg	6.7	10	09/11/17 12:15	09/12/17 15:17	7782-49-2	
Silver	**3.6**	mg/kg	0.67	1	09/11/17 12:15	09/12/17 12:15	7440-22-4	
Sodium	**2380**	mg/kg	336	1	09/11/17 12:15	09/12/17 12:15	7440-23-5	
Thallium	**0.98**	mg/kg	0.67	1	09/11/17 12:15	09/12/17 12:15	7440-28-0	
Vanadium	**20.1**	mg/kg	3.4	1	09/11/17 12:15	09/12/17 12:15	7440-62-2	
Zinc	**90.4**	mg/kg	1.3	1	09/11/17 12:15	09/12/17 12:15	7440-66-6	
7471 Mercury	Analytical Method: EPA 7471B Preparation Method: EPA 7471B							
Mercury	**0.21**	mg/kg	0.047	1	09/12/17 11:19	09/12/17 17:08	7439-97-6	B
Percent Moisture	Analytical Method: ASTM D2216-92M							
Percent Moisture	**20.0**	%	0.10	1		09/08/17 01:16		

This report shall not be reproduced, except in full,
without the written consent of Pace Analytical Services, LLC.

Pace Analytical Services, LLC
575 Broad Hollow Road
Melville, NY 11747
(631)694-3040

QUALITY CONTROL DATA

Project: Kodak Hawkeye Facility
Pace Project No.: 7028849

QC Batch: 38690 | Analysis Method: EPA 7471B
QC Batch Method: EPA 7471B | Analysis Description: 7471 Mercury
Associated Lab Samples: 7028849001, 7028849006, 7028849008, 7028849009, 7028849010, 7028849011, 7028849014

METHOD BLANK: 179696 | Matrix: Solid
Associated Lab Samples: 7028849001, 7028849006, 7028849008, 7028849009, 7028849010, 7028849011, 7028849014

Parameter	Units	Blank Result	Reporting Limit	Analyzed	Qualifiers
Mercury	mg/kg	0.024J	0.033	09/12/17 16:29	

LABORATORY CONTROL SAMPLE: 179697

Parameter	Units	Spike Conc.	LCS Result	LCS % Rec	% Rec Limits	Qualifiers
Mercury	mg/kg	.17	0.18	108	80-120	

MATRIX SPIKE SAMPLE: 179698

Parameter	Units	7028849008 Result	Spike Conc.	MS Result	MS % Rec	% Rec Limits	Qualifiers
Mercury	mg/kg	0.13	.29	0.71	201	80-120	M1

MATRIX SPIKE SAMPLE: 179700

Parameter	Units	7028852003 Result	Spike Conc.	MS Result	MS % Rec	% Rec Limits	Qualifiers
Mercury	mg/kg	0.045	.24	0.11	29	80-120	M1

SAMPLE DUPLICATE: 179699

Parameter	Units	7028849008 Result	Dup Result	RPD	Qualifiers
Mercury	mg/kg	0.13	0.16	17	

SAMPLE DUPLICATE: 179701

Parameter	Units	7028852003 Result	Dup Result	RPD	Qualifiers
Mercury	mg/kg	0.045	0.045J		

Results presented on this page are in the units indicated by the "Units" column except where an alternate unit is presented to the right of the result.

This report shall not be reproduced, except in full,
without the written consent of Pace Analytical Services, LLC.

Pace Analytical Services, LLC
575 Broad Hollow Road
Melville, NY 11747
(631)694-3040

QUALITY CONTROL DATA

Project: Kodak Hawkeye Facility
Pace Project No.: 7028849

QC Batch: 38550 | Analysis Method: EPA 6010C
QC Batch Method: EPA 3050B | Analysis Description: 6010 MET
Associated Lab Samples: 7028849001, 7028849006, 7028849008, 7028849009, 7028849010, 7028849011, 7028849014

METHOD BLANK: 179035 | Matrix: Solid
Associated Lab Samples: 7028849001, 7028849006, 7028849008, 7028849009, 7028849010, 7028849011, 7028849014

Parameter	Units	Blank Result	Reporting Limit	Analyzed	Qualifiers
Aluminum	mg/kg	<10.0	10.0	09/12/17 13:03	
Antimony	mg/kg	<3.0	3.0	09/12/17 13:03	
Arsenic	mg/kg	<0.50	0.50	09/12/17 13:03	
Barium	mg/kg	<10.0	10.0	09/12/17 13:03	
Beryllium	mg/kg	<0.25	0.25	09/12/17 13:03	
Cadmium	mg/kg	<0.12	0.12	09/12/17 13:03	
Calcium	mg/kg	<50.0	50.0	09/12/17 13:03	
Chromium	mg/kg	<0.50	0.50	09/12/17 13:03	
Cobalt	mg/kg	<2.5	2.5	09/12/17 13:03	
Copper	mg/kg	<1.2	1.2	09/12/17 13:03	
Iron	mg/kg	<5.0	5.0	09/12/17 13:03	
Lead	mg/kg	<0.25	0.25	09/12/17 13:03	
Magnesium	mg/kg	<50.0	50.0	09/12/17 13:03	
Manganese	mg/kg	<0.75	0.75	09/12/17 13:03	
Nickel	mg/kg	<2.0	2.0	09/12/17 13:03	
Potassium	mg/kg	<250	250	09/12/17 13:03	
Selenium	mg/kg	<0.50	0.50	09/12/17 13:03	
Silver	mg/kg	<0.50	0.50	09/12/17 13:03	
Sodium	mg/kg	<250	250	09/12/17 13:03	
Thallium	mg/kg	<0.50	0.50	09/12/17 13:03	
Vanadium	mg/kg	<2.5	2.5	09/12/17 13:03	
Zinc	mg/kg	<1.0	1.0	09/12/17 13:03	

LABORATORY CONTROL SAMPLE: 179036

Parameter	Units	Spike Conc.	LCS Result	LCS % Rec	% Rec Limits	Qualifiers
Aluminum	mg/kg	8750	7900	90	55-146	
Antimony	mg/kg	117	81.1	69	1-204	
Arsenic	mg/kg	29.5	30.8	104	80-120	
Barium	mg/kg	198	199	101	80-120	
Beryllium	mg/kg	91.8	91.9	100	80-120	
Cadmium	mg/kg	71.4	70.0	98	80-120	
Calcium	mg/kg	6300	6180	98	80-120	
Chromium	mg/kg	102	96.1	94	80-120	
Cobalt	mg/kg	51.3	52.3	102	80-120	
Copper	mg/kg	153	151	99	80-120	
Iron	mg/kg	15200	14500	96	47-153	
Lead	mg/kg	139	138	99	80-120	
Magnesium	mg/kg	2750	2630	96	80-120	
Manganese	mg/kg	269	263	98	80-120	

Results presented on this page are in the units indicated by the "Units" column except where an alternate unit is presented to the right of the result.

This report shall not be reproduced, except in full,
without the written consent of Pace Analytical Services, LLC.

Pace Analytical Services, LLC
575 Broad Hollow Road
Melville, NY 11747
(631)694-3040

QUALITY CONTROL DATA

Project: Kodak Hawkeye Facility
Pace Project No.: 7028849

LABORATORY CONTROL SAMPLE: 179036

Parameter	Units	Spike Conc.	LCS Result	LCS % Rec	% Rec Limits	Qualifiers
Nickel	mg/kg	129	130	101	80-120	
Potassium	mg/kg	2420	2420	100	71-129	
Selenium	mg/kg	60.5	59.1	98	80-120	
Silver	mg/kg	36.3	36.9	102	80-120	
Sodium	mg/kg	817	687	84	72-128	
Thallium	mg/kg	101	105	104	80-120	
Vanadium	mg/kg	81.1	79.2	98	80-120	
Zinc	mg/kg	223	219	99	80-120	

MATRIX SPIKE SAMPLE: 179038

Parameter	Units	7028849008 Result	Spike Conc.	MS Result	MS % Rec	% Rec Limits	Qualifiers
Aluminum	mg/kg	8350	283	15500	2510	75-125	M1
Antimony	mg/kg	<3.9	42.5	21.5	51	75-125	M1
Arsenic	mg/kg	14.3	28.3	38.9	87	75-125	
Barium	mg/kg	83.1	28.3	101	64	75-125	M1
Beryllium	mg/kg	0.35	2.8	3.1	97	75-125	
Cadmium	mg/kg	0.50	2.8	3.2	97	75-125	
Calcium	mg/kg	14000	1420	29000	1060	75-125	M1
Chromium	mg/kg	5.3	14.2	22.8	123	75-125	
Cobalt	mg/kg	6.9	28.3	33.3	93	75-125	
Copper	mg/kg	25.8	14.2	43.3	124	75-125	
Iron	mg/kg	22100	113	31600	8390	75-125	M6
Lead	mg/kg	16.6	28.3	59.3	151	75-125	M1
Magnesium	mg/kg	4570	1420	7290	191	75-125	M1
Manganese	mg/kg	898	14.2	850	-334	75-125	M1
Nickel	mg/kg	16.8	14.2	34.2	123	75-125	
Potassium	mg/kg	1580	2830	5740	147	75-125	M1
Selenium	mg/kg	<0.66	42.5	36.3	86	75-125	
Silver	mg/kg	1.2	14.2	9.8	61	75-125	M1
Sodium	mg/kg	1720	2830	4660	104	75-125	
Thallium	mg/kg	0.97	42.5	37.4	86	75-125	
Vanadium	mg/kg	16.6	28.3	51.2	122	75-125	
Zinc	mg/kg	62.3	56.7	130	119	75-125	

MATRIX SPIKE SAMPLE: 179040

Parameter	Units	7028852003 Result	Spike Conc.	MS Result	MS % Rec	% Rec Limits	Qualifiers
Aluminum	mg/kg	3870	272	6280	884	75-125	M1
Antimony	mg/kg	<3.7	40.9	27.9	68	75-125	M1
Arsenic	mg/kg	4.3	27.2	30.3	95	75-125	
Barium	mg/kg	36.3	27.2	57.0	76	75-125	
Beryllium	mg/kg	0.058J	2.7	2.6	93	75-125	
Cadmium	mg/kg	0.24	2.7	2.7	91	75-125	

Results presented on this page are in the units indicated by the "Units" column except where an alternate unit is presented to the right of the result.

REPORT OF LABORATORY ANALYSIS

This report shall not be reproduced, except in full,
without the written consent of Pace Analytical Services, LLC.

Pace Analytical Services, LLC
575 Broad Hollow Road
Melville, NY 11747
(631)694-3040

QUALITY CONTROL DATA

Project: Kodak Hawkeye Facility
Pace Project No.: 7028849

MATRIX SPIKE SAMPLE: 179040

Parameter	Units	7028852003 Result	Spike Conc.	MS Result	MS % Rec	% Rec Limits	Qualifiers
Calcium	mg/kg	42400	1360	67200	1820	75-125	M6
Chromium	mg/kg	6.1	13.6	20.1	103	75-125	
Cobalt	mg/kg	4.1	27.2	28.2	89	75-125	
Copper	mg/kg	13.9	13.6	25.6	86	75-125	
Iron	mg/kg	9690	109	9860	157	75-125	M1
Lead	mg/kg	7.2	27.2	29.8	83	75-125	
Magnesium	mg/kg	10500	1360	22400	876	75-125	M1
Manganese	mg/kg	350	13.6	420	515	75-125	M1
Nickel	mg/kg	8.7	13.6	20.2	85	75-125	
Potassium	mg/kg	1060	2720	4710	134	75-125	M1
Selenium	mg/kg	<0.62	40.9	37.2	91	75-125	
Silver	mg/kg	<0.62	13.6	7.4	54	75-125	M1
Sodium	mg/kg	1330	2720	4120	102	75-125	
Thallium	mg/kg	0.26J	40.9	36.5	89	75-125	
Vanadium	mg/kg	11.5	27.2	39.0	101	75-125	
Zinc	mg/kg	53.3	54.5	92.4	72	75-125	M1

SAMPLE DUPLICATE: 179037

Parameter	Units	7028849008 Result	Dup Result	RPD	Qualifiers
Aluminum	mg/kg	8350	10300	21	D6
Antimony	mg/kg	<3.9	<3.8		
Arsenic	mg/kg	14.3	21.3	39	D6
Barium	mg/kg	83.1	109	27	D6
Beryllium	mg/kg	0.35	0.38	10	
Cadmium	mg/kg	0.50	0.66	27	D6
Calcium	mg/kg	14000	17800	24	D6
Chromium	mg/kg	5.3	7.4	32	D6
Cobalt	mg/kg	6.9	7.8	12	
Copper	mg/kg	25.8	29.7	14	
Iron	mg/kg	22100	31900	36	D6
Lead	mg/kg	16.6	17.6	6	
Magnesium	mg/kg	4570	6740	38	D6
Manganese	mg/kg	898	929	3	
Nickel	mg/kg	16.8	20.2	18	
Potassium	mg/kg	1580	1890	18	
Selenium	mg/kg	<0.66	3.6		
Silver	mg/kg	1.2	2.3	64	D6
Sodium	mg/kg	1720	2000	15	
Thallium	mg/kg	0.97	1.9	64	D6
Vanadium	mg/kg	16.6	20.9	23	D6
Zinc	mg/kg	62.3	73.1	16	

Results presented on this page are in the units indicated by the "Units" column except where an alternate unit is presented to the right of the result.

REPORT OF LABORATORY ANALYSIS

This report shall not be reproduced, except in full,
without the written consent of Pace Analytical Services, LLC.

Pace Analytical Services, LLC
575 Broad Hollow Road
Melville, NY 11747
(631)694-3040

QUALITY CONTROL DATA

Project: Kodak Hawkeye Facility
Pace Project No.: 7028849

SAMPLE DUPLICATE: 179039

Parameter	Units	7028852003 Result	Dup Result	RPD	Qualifiers
Aluminum	mg/kg	3870	3780	2	
Antimony	mg/kg	<3.7	<3.3		
Arsenic	mg/kg	4.3	4.4	2	
Barium	mg/kg	36.3	29.2	22	D6
Beryllium	mg/kg	0.058J	0.056J		
Cadmium	mg/kg	0.24	0.23	4	
Calcium	mg/kg	42400	42100	1	
Chromium	mg/kg	6.1	5.5	10	
Cobalt	mg/kg	4.1	4.2	4	
Copper	mg/kg	13.9	13.4	3	
Iron	mg/kg	9690	9570	1	
Lead	mg/kg	7.2	6.0	17	
Magnesium	mg/kg	10500	10000	4	
Manganese	mg/kg	350	339	3	
Nickel	mg/kg	8.7	8.6	1	
Potassium	mg/kg	1060	1050	1	
Selenium	mg/kg	<0.62	<0.55		
Silver	mg/kg	<0.62	<0.55		
Sodium	mg/kg	1330	1330	0	
Thallium	mg/kg	0.26J	0.30J		
Vanadium	mg/kg	11.5	11.5	0	
Zinc	mg/kg	53.3	39.3	30	D6

Results presented on this page are in the units indicated by the "Units" column except where an alternate unit is presented to the right of the result.

This report shall not be reproduced, except in full,
without the written consent of Pace Analytical Services, LLC.

Pace Analytical Services, LLC
575 Broad Hollow Road
Melville, NY 11747
(631)694-3040

QUALITY CONTROL DATA

Project: Kodak Hawkeye Facility
Pace Project No.: 7028849

QC Batch: 38623 | Analysis Method: EPA 8260C
QC Batch Method: EPA 5035A-L | Analysis Description: 8260 MSV 5035A-L Low Level
Associated Lab Samples: 7028849001, 7028849003, 7028849004, 7028849006, 7028849007, 7028849011, 7028849012

METHOD BLANK: 179605 | Matrix: Solid
Associated Lab Samples: 7028849001, 7028849003, 7028849004, 7028849006, 7028849007, 7028849011, 7028849012

Parameter	Units	Blank Result	Reporting Limit	Analyzed	Qualifiers
1,1,1-Trichloroethane	ug/kg	<1.9	1.9	09/08/17 11:22	
1,1,2,2-Tetrachloroethane	ug/kg	<1.9	1.9	09/08/17 11:22	
1,1,2-Trichloroethane	ug/kg	<1.9	1.9	09/08/17 11:22	
1,1,2-Trichlorotrifluoroethane	ug/kg	<1.9	1.9	09/08/17 11:22	
1,1-Dichloroethane	ug/kg	<1.9	1.9	09/08/17 11:22	IH
1,1-Dichloroethene	ug/kg	<1.9	1.9	09/08/17 11:22	
1,2,4-Trichlorobenzene	ug/kg	<1.9	1.9	09/08/17 11:22	
1,2-Dibromo-3-chloropropane	ug/kg	<1.9	1.9	09/08/17 11:22	
1,2-Dibromoethane (EDB)	ug/kg	<1.9	1.9	09/08/17 11:22	
1,2-Dichlorobenzene	ug/kg	<1.9	1.9	09/08/17 11:22	
1,2-Dichloroethane	ug/kg	<1.9	1.9	09/08/17 11:22	
1,2-Dichloropropane	ug/kg	<1.9	1.9	09/08/17 11:22	
1,3-Dichlorobenzene	ug/kg	<1.9	1.9	09/08/17 11:22	
1,4-Dichlorobenzene	ug/kg	<1.9	1.9	09/08/17 11:22	
2-Butanone (MEK)	ug/kg	<1.9	1.9	09/08/17 11:22	
2-Hexanone	ug/kg	<1.9	1.9	09/08/17 11:22	
4-Methyl-2-pentanone (MIBK)	ug/kg	<1.9	1.9	09/08/17 11:22	
Acetone	ug/kg	<1.9	1.9	09/08/17 11:22	
Benzene	ug/kg	<1.9	1.9	09/08/17 11:22	
Bromodichloromethane	ug/kg	<1.9	1.9	09/08/17 11:22	
Bromoform	ug/kg	<1.9	1.9	09/08/17 11:22	
Bromomethane	ug/kg	<1.9	1.9	09/08/17 11:22	
Carbon disulfide	ug/kg	<1.9	1.9	09/08/17 11:22	
Carbon tetrachloride	ug/kg	<1.9	1.9	09/08/17 11:22	
Chlorobenzene	ug/kg	<1.9	1.9	09/08/17 11:22	
Chloroethane	ug/kg	<1.9	1.9	09/08/17 11:22	
Chloroform	ug/kg	<1.9	1.9	09/08/17 11:22	
Chloromethane	ug/kg	<1.9	1.9	09/08/17 11:22	
cis-1,2-Dichloroethene	ug/kg	<1.9	1.9	09/08/17 11:22	
cis-1,3-Dichloropropene	ug/kg	<1.9	1.9	09/08/17 11:22	
Cyclohexane	ug/kg	<1.9	1.9	09/08/17 11:22	
Dibromochloromethane	ug/kg	<1.9	1.9	09/08/17 11:22	
Dichlorodifluoromethane	ug/kg	<1.9	1.9	09/08/17 11:22	
Ethylbenzene	ug/kg	<1.9	1.9	09/08/17 11:22	
Isopropylbenzene (Cumene)	ug/kg	<1.9	1.9	09/08/17 11:22	
Methyl acetate	ug/kg	<1.9	1.9	09/08/17 11:22	IH
Methyl-tert-butyl ether	ug/kg	<1.9	1.9	09/08/17 11:22	
Methylcyclohexane	ug/kg	<1.9	1.9	09/08/17 11:22	
Methylene Chloride	ug/kg	1.1J	1.9	09/08/17 11:22	
Styrene	ug/kg	<1.9	1.9	09/08/17 11:22	
Tetrachloroethene	ug/kg	<1.9	1.9	09/08/17 11:22	

Results presented on this page are in the units indicated by the "Units" column except where an alternate unit is presented to the right of the result.

REPORT OF LABORATORY ANALYSIS

This report shall not be reproduced, except in full,
without the written consent of Pace Analytical Services, LLC.

Pace Analytical Services, LLC
575 Broad Hollow Road
Melville, NY 11747
(631)694-3040

QUALITY CONTROL DATA

Project: Kodak Hawkeye Facility
Pace Project No.: 7028849

METHOD BLANK: 179605 Matrix: Solid
Associated Lab Samples: 7028849001, 7028849003, 7028849004, 7028849006, 7028849007, 7028849011, 7028849012

Parameter	Units	Blank Result	Reporting Limit	Analyzed	Qualifiers
Toluene	ug/kg	<1.9	1.9	09/08/17 11:22	
trans-1,2-Dichloroethene	ug/kg	<1.9	1.9	09/08/17 11:22	
trans-1,3-Dichloropropene	ug/kg	<1.9	1.9	09/08/17 11:22	
Trichloroethene	ug/kg	<1.9	1.9	09/08/17 11:22	
Trichlorofluoromethane	ug/kg	<1.9	1.9	09/08/17 11:22	
Vinyl chloride	ug/kg	<1.9	1.9	09/08/17 11:22	
Xylene (Total)	ug/kg	<3.9	3.9	09/08/17 11:22	
1,2-Dichloroethane-d4 (S)	%.	103	33-150	09/08/17 11:22	
4-Bromofluorobenzene (S)	%.	100	34-145	09/08/17 11:22	
Toluene-d8 (S)	%.	91	43-157	09/08/17 11:22	

LABORATORY CONTROL SAMPLE: 179606

Parameter	Units	Spike Conc.	LCS Result	LCS % Rec	% Rec Limits	Qualifiers
1,1,1-Trichloroethane	ug/kg	51.1	55.3	108	59-134	
1,1,2,2-Tetrachloroethane	ug/kg	51.1	51.0	100	69-132	
1,1,2-Trichloroethane	ug/kg	51.1	58.4	114	73-135	
1,1,2-Trichlorotrifluoroethane	ug/kg	51.1	58.2	114	45-156	CH
1,1-Dichloroethane	ug/kg	51.1	60.0	117	53-160	IH
1,1-Dichloroethene	ug/kg	51.1	58.6	115	47-152	CH
1,2,4-Trichlorobenzene	ug/kg	51.1	43.9	86	52-140	
1,2-Dibromo-3-chloropropane	ug/kg	51.1	50.0	98	57-140	
1,2-Dibromoethane (EDB)	ug/kg	51.1	59.2	116	76-138	
1,2-Dichlorobenzene	ug/kg	51.1	50.8	99	67-125	
1,2-Dichloroethane	ug/kg	51.1	63.0	123	65-143	
1,2-Dichloropropane	ug/kg	51.1	58.2	114	72-131	
1,3-Dichlorobenzene	ug/kg	51.1	49.8	97	64-124	
1,4-Dichlorobenzene	ug/kg	51.1	49.5	97	61-127	
2-Butanone (MEK)	ug/kg	51.1	55.9	109	52-164	
2-Hexanone	ug/kg	51.1	54.8	107	66-151	
4-Methyl-2-pentanone (MIBK)	ug/kg	51.1	59.8	117	63-154	
Acetone	ug/kg	51.1	68.0	133	23-196	CH
Benzene	ug/kg	51.1	57.2	112	65-129	
Bromodichloromethane	ug/kg	51.1	59.8	117	74-141	
Bromoform	ug/kg	51.1	55.8	109	59-136	
Bromomethane	ug/kg	51.1	58.2	114	32-182	
Carbon disulfide	ug/kg	51.1	57.8	113	26-160	
Carbon tetrachloride	ug/kg	51.1	63.8	125	57-135	CH
Chlorobenzene	ug/kg	51.1	54.1	106	62-136	
Chloroethane	ug/kg	51.1	57.4	112	50-159	
Chloroform	ug/kg	51.1	58.6	115	71-135	
Chloromethane	ug/kg	51.1	51.9	102	44-139	
cis-1,2-Dichloroethene	ug/kg	51.1	59.6	117	75-130	
cis-1,3-Dichloropropene	ug/kg	51.1	59.2	116	74-140	

Results presented on this page are in the units indicated by the "Units" column except where an alternate unit is presented to the right of the result.

REPORT OF LABORATORY ANALYSIS

This report shall not be reproduced, except in full,
without the written consent of Pace Analytical Services, LLC.

Pace Analytical Services, LLC
575 Broad Hollow Road
Melville, NY 11747
(631)694-3040

QUALITY CONTROL DATA

Project: Kodak Hawkeye Facility
Pace Project No.: 7028849

LABORATORY CONTROL SAMPLE: 179606

Parameter	Units	Spike Conc.	LCS Result	LCS % Rec	% Rec Limits	Qualifiers
Cyclohexane	ug/kg	51.1	52.4	103	21-139	
Dibromochloromethane	ug/kg	51.1	55.0	108	71-133	
Dichlorodifluoromethane	ug/kg	51.1	42.4	83	10-155	
Ethylbenzene	ug/kg	51.1	54.6	107	59-135	
Isopropylbenzene (Cumene)	ug/kg	51.1	51.0	100	56-129	
Methyl acetate	ug/kg	51.1	60.4	118	33-176	IH
Methyl-tert-butyl ether	ug/kg	51.1	65.2	128	25-171	
Methylcyclohexane	ug/kg	51.1	57.8	113	24-141	
Methylene Chloride	ug/kg	51.1	58.3	114	50-164	
Styrene	ug/kg	51.1	52.6	103	73-133	
Tetrachloroethene	ug/kg	51.1	55.0	108	10-176	
Toluene	ug/kg	51.1	59.1	116	66-131	
trans-1,2-Dichloroethene	ug/kg	51.1	60.9	119	53-157	
trans-1,3-Dichloropropene	ug/kg	51.1	60.4	118	66-144	
Trichloroethene	ug/kg	51.1	57.4	112	62-130	
Trichlorofluoromethane	ug/kg	51.1	57.0	112	38-166	
Vinyl chloride	ug/kg	51.1	53.3	104	45-137	
Xylene (Total)	ug/kg	153	164	107	62-135	
1,2-Dichloroethane-d4 (S)	%.			99	33-150	
4-Bromofluorobenzene (S)	%.			104	34-145	
Toluene-d8 (S)	%.			95	43-157	

MATRIX SPIKE & MATRIX SPIKE DUPLICATE: 179607 179608

Parameter	Units	7028849003 Result	MS Spike Conc.	MSD Spike Conc.	MS Result	MSD Result	MS % Rec	MSD % Rec	% Rec Limits	RPD	Qual
1,1,1-Trichloroethane	ug/kg	<2.3	57.6	50.8	54.4	44.1	94	87	59-134	21	R1
1,1,2,2-Tetrachloroethane	ug/kg	<2.3	57.6	50.8	50.1	44.1	87	87	69-132	13	
1,1,2-Trichloroethane	ug/kg	<2.3	57.6	50.8	62.0	50.2	108	99	73-135	21	R1
1,1,2-Trichlorotrifluoroethane	ug/kg	<2.3	57.6	50.8	48.8	37.9	85	75	45-156	25	CH,R1
1,1-Dichloroethane	ug/kg	<2.3	57.6	50.8	68.5	54.0	119	106	53-160	24	IH,R1
1,1-Dichloroethene	ug/kg	<2.3	57.6	50.8	56.0	46.5	97	92	47-152	19	CH
1,2,4-Trichlorobenzene	ug/kg	<2.3	57.6	50.8	38.7	30.3	67	60	52-140	24	R1
1,2-Dibromo-3-chloropropane	ug/kg	<2.3	57.6	50.8	48.6	41.6	84	82	57-140	16	
1,2-Dibromoethane (EDB)	ug/kg	<2.3	57.6	50.8	59.5	50.1	103	99	76-138	17	
1,2-Dichlorobenzene	ug/kg	<2.3	57.6	50.8	50.2	40.1	87	79	67-125	22	R1
1,2-Dichloroethane	ug/kg	<2.3	57.6	50.8	65.1	55.0	113	108	65-143	17	
1,2-Dichloropropane	ug/kg	<2.3	57.6	50.8	59.9	50.1	104	99	72-131	18	
1,3-Dichlorobenzene	ug/kg	<2.3	57.6	50.8	49.4	39.6	86	78	64-124	22	R1
1,4-Dichlorobenzene	ug/kg	<2.3	57.6	50.8	49.2	39.4	85	78	61-127	22	R1
2-Butanone (MEK)	ug/kg	<2.3	57.6	50.8	66.1	47.6	115	94	52-164	33	R1
2-Hexanone	ug/kg	<2.3	57.6	50.8	53.6	47.2	93	93	66-151	13	
4-Methyl-2-pentanone (MIBK)	ug/kg	<2.3	57.6	50.8	58.3	49.9	101	98	63-154	16	
Acetone	ug/kg	6.9	57.6	50.8	76.8	67.7	121	120	23-196	13	CH
Benzene	ug/kg	<2.3	57.6	50.8	59.6	49.2	103	97	65-129	19	

Results presented on this page are in the units indicated by the "Units" column except where an alternate unit is presented to the right of the result.

REPORT OF LABORATORY ANALYSIS

This report shall not be reproduced, except in full,
without the written consent of Pace Analytical Services, LLC.

Pace Analytical Services, LLC
575 Broad Hollow Road
Melville, NY 11747
(631)694-3040

QUALITY CONTROL DATA

Project: Kodak Hawkeye Facility
Pace Project No.: 7028849

MATRIX SPIKE & MATRIX SPIKE DUPLICATE: 179607 179608

Parameter	Units	7028849003 Result	MS Spike Conc.	MSD Spike Conc.	MS Result	MSD Result	MS % Rec	MSD % Rec	% Rec Limits	RPD	Qual
Bromodichloromethane	ug/kg	<2.3	57.6	50.8	61.0	50.3	106	99	74-141	19	
Bromoform	ug/kg	<2.3	57.6	50.8	55.4	46.1	96	91	59-136	18	
Bromomethane	ug/kg	<2.3	57.6	50.8	57.3	52.6	100	104	32-182	9	
Carbon disulfide	ug/kg	<2.3	57.6	50.8	55.6	46.9	97	92	26-160	17	
Carbon tetrachloride	ug/kg	<2.3	57.6	50.8	56.4	45.4	98	90	57-135	22	CH,R1
Chlorobenzene	ug/kg	<2.3	57.6	50.8	54.9	43.9	95	86	62-136	22	R1
Chloroethane	ug/kg	<2.3	57.6	50.8	57.1	49.4	99	97	50-159	14	
Chloroform	ug/kg	<2.3	57.6	50.8	66.9	53.1	116	105	71-135	23	R1
Chloromethane	ug/kg	<2.3	57.6	50.8	54.7	45.4	95	90	44-139	19	
cis-1,2-Dichloroethene	ug/kg	<2.3	57.6	50.8	66.4	54.2	115	107	75-130	20	
cis-1,3-Dichloropropene	ug/kg	<2.3	57.6	50.8	60.6	49.9	105	98	74-140	19	
Cyclohexane	ug/kg	<2.3	57.6	50.8	43.1	33.3	75	66	21-139	25	R1
Dibromochloromethane	ug/kg	<2.3	57.6	50.8	56.6	47.2	98	93	71-133	18	
Dichlorodifluoromethane	ug/kg	<2.3	57.6	50.8	36.2	29.0	63	57	10-155	22	R1
Ethylbenzene	ug/kg	<2.3	57.6	50.8	53.8	42.3	93	83	59-135	24	R1
Isopropylbenzene (Cumene)	ug/kg	<2.3	57.6	50.8	50.8	41.3	88	81	56-129	21	R1
Methyl acetate	ug/kg	<2.3	57.6	50.8	63.8	56.9	111	112	33-176	11	IH
Methyl-tert-butyl ether	ug/kg	<2.3	57.6	50.8	67.3	59.8	117	118	25-171	12	
Methylcyclohexane	ug/kg	<2.3	57.6	50.8	43.7	31.5	76	62	24-141	32	R1
Methylene Chloride	ug/kg	1.8J	57.6	50.8	64.0	54.2	108	103	50-164	17	
Styrene	ug/kg	<2.3	57.6	50.8	53.6	42.7	93	84	73-133	23	R1
Tetrachloroethene	ug/kg	<2.3	57.6	50.8	84.8	68.1	147	134	10-176	22	R1
Toluene	ug/kg	<2.3	57.6	50.8	60.2	49.0	105	97	66-131	21	R1
trans-1,2-Dichloroethene	ug/kg	<2.3	57.6	50.8	62.4	52.0	108	103	53-157	18	
trans-1,3-Dichloropropene	ug/kg	<2.3	57.6	50.8	60.8	49.7	106	98	66-144	20	
Trichloroethene	ug/kg	<2.3	57.6	50.8	61.0	46.9	106	92	62-130	26	R1
Trichlorofluoromethane	ug/kg	<2.3	57.6	50.8	51.6	42.4	90	83	38-166	20	
Vinyl chloride	ug/kg	<2.3	57.6	50.8	52.0	43.9	90	86	45-137	17	
Xylene (Total)	ug/kg	<4.7	173	152	161	128	93	84	62-135	23	RS
1,2-Dichloroethane-d4 (S)	%.						94	94	33-150		
4-Bromofluorobenzene (S)	%.						99	98	34-145		
Toluene-d8 (S)	%.						95	96	43-157		

Results presented on this page are in the units indicated by the "Units" column except where an alternate unit is presented to the right of the result.

This report shall not be reproduced, except in full,
without the written consent of Pace Analytical Services, LLC.

Pace Analytical Services, LLC
575 Broad Hollow Road
Melville, NY 11747
(631)694-3040

QUALITY CONTROL DATA

Project: Kodak Hawkeye Facility
Pace Project No.: 7028849

QC Batch: 38853
QC Batch Method: EPA 5035A-H/5030C
Associated Lab Samples: 7028849002

Analysis Method: EPA 8260C
Analysis Description: 8260 MSV 5035A-H Med

METHOD BLANK: 180564
Matrix: Solid
Associated Lab Samples: 7028849002

Parameter	Units	Blank Result	Reporting Limit	Analyzed	Qualifiers
1,1,1-Trichloroethane	ug/kg	<96.5	96.5	09/12/17 07:26	
1,1,2,2-Tetrachloroethane	ug/kg	<96.5	96.5	09/12/17 07:26	
1,1,2-Trichloroethane	ug/kg	<96.5	96.5	09/12/17 07:26	
1,1,2-Trichlorotrifluoroethane	ug/kg	<96.5	96.5	09/12/17 07:26	
1,1-Dichloroethane	ug/kg	<96.5	96.5	09/12/17 07:26	
1,1-Dichloroethene	ug/kg	<96.5	96.5	09/12/17 07:26	
1,2,4-Trichlorobenzene	ug/kg	<96.5	96.5	09/12/17 07:26	
1,2-Dibromo-3-chloropropane	ug/kg	<96.5	96.5	09/12/17 07:26	CL
1,2-Dibromoethane (EDB)	ug/kg	<96.5	96.5	09/12/17 07:26	
1,2-Dichlorobenzene	ug/kg	<96.5	96.5	09/12/17 07:26	
1,2-Dichloroethane	ug/kg	<96.5	96.5	09/12/17 07:26	
1,2-Dichloropropane	ug/kg	<96.5	96.5	09/12/17 07:26	
1,3-Dichlorobenzene	ug/kg	<96.5	96.5	09/12/17 07:26	
1,4-Dichlorobenzene	ug/kg	<96.5	96.5	09/12/17 07:26	
2-Butanone (MEK)	ug/kg	<96.5	96.5	09/12/17 07:26	CL
2-Hexanone	ug/kg	<96.5	96.5	09/12/17 07:26	
4-Methyl-2-pentanone (MIBK)	ug/kg	<96.5	96.5	09/12/17 07:26	
Acetone	ug/kg	<96.5	96.5	09/12/17 07:26	
Benzene	ug/kg	<96.5	96.5	09/12/17 07:26	
Bromodichloromethane	ug/kg	<96.5	96.5	09/12/17 07:26	
Bromoform	ug/kg	<96.5	96.5	09/12/17 07:26	
Bromomethane	ug/kg	<96.5	96.5	09/12/17 07:26	
Carbon disulfide	ug/kg	<96.5	96.5	09/12/17 07:26	
Carbon tetrachloride	ug/kg	<96.5	96.5	09/12/17 07:26	
Chlorobenzene	ug/kg	<96.5	96.5	09/12/17 07:26	
Chloroethane	ug/kg	<96.5	96.5	09/12/17 07:26	
Chloroform	ug/kg	<96.5	96.5	09/12/17 07:26	
Chloromethane	ug/kg	<96.5	96.5	09/12/17 07:26	
cis-1,2-Dichloroethene	ug/kg	<96.5	96.5	09/12/17 07:26	
cis-1,3-Dichloropropene	ug/kg	<96.5	96.5	09/12/17 07:26	
Cyclohexane	ug/kg	<96.5	96.5	09/12/17 07:26	
Dibromochloromethane	ug/kg	<96.5	96.5	09/12/17 07:26	
Dichlorodifluoromethane	ug/kg	<96.5	96.5	09/12/17 07:26	
Ethylbenzene	ug/kg	<96.5	96.5	09/12/17 07:26	
Isopropylbenzene (Cumene)	ug/kg	<96.5	96.5	09/12/17 07:26	
Methyl acetate	ug/kg	<96.5	96.5	09/12/17 07:26	IH
Methyl-tert-butyl ether	ug/kg	<96.5	96.5	09/12/17 07:26	
Methylcyclohexane	ug/kg	<96.5	96.5	09/12/17 07:26	
Methylene Chloride	ug/kg	<96.5	96.5	09/12/17 07:26	
Styrene	ug/kg	<96.5	96.5	09/12/17 07:26	
Tetrachloroethene	ug/kg	<96.5	96.5	09/12/17 07:26	

Results presented on this page are in the units indicated by the "Units" column except where an alternate unit is presented to the right of the result.

This report shall not be reproduced, except in full,
without the written consent of Pace Analytical Services, LLC.

Pace Analytical Services, LLC
575 Broad Hollow Road
Melville, NY 11747
(631)694-3040

QUALITY CONTROL DATA

Project: Kodak Hawkeye Facility
Pace Project No.: 7028849

METHOD BLANK: 180564 Matrix: Solid
Associated Lab Samples: 7028849002

Parameter	Units	Blank Result	Reporting Limit	Analyzed	Qualifiers
Toluene	ug/kg	<96.5	96.5	09/12/17 07:26	
trans-1,2-Dichloroethene	ug/kg	<96.5	96.5	09/12/17 07:26	
trans-1,3-Dichloropropene	ug/kg	<96.5	96.5	09/12/17 07:26	
Trichloroethene	ug/kg	<96.5	96.5	09/12/17 07:26	
Trichlorofluoromethane	ug/kg	<96.5	96.5	09/12/17 07:26	
Vinyl chloride	ug/kg	<96.5	96.5	09/12/17 07:26	
Xylene (Total)	ug/kg	<193	193	09/12/17 07:26	
1,2-Dichloroethane-d4 (S)	%.	88	33-150	09/12/17 07:26	
4-Bromofluorobenzene (S)	%.	107	34-145	09/12/17 07:26	
Toluene-d8 (S)	%.	88	43-157	09/12/17 07:26	

LABORATORY CONTROL SAMPLE: 180565

Parameter	Units	Spike Conc.	LCS Result	LCS % Rec	% Rec Limits	Qualifiers
1,1,1-Trichloroethane	ug/kg	2550	2440	96	59-134	
1,1,2,2-Tetrachloroethane	ug/kg	2550	1920	76	69-132	
1,1,2-Trichloroethane	ug/kg	2550	1610	63	73-135	L2
1,1,2-Trichlorotrifluoroethane	ug/kg	2550	2640	104	45-156	
1,1-Dichloroethane	ug/kg	2550	2290	90	53-160	
1,1-Dichloroethene	ug/kg	2550	2430	96	47-152	
1,2,4-Trichlorobenzene	ug/kg	2550	2200	86	52-140	
1,2-Dibromo-3-chloropropane	ug/kg	2550	1650	65	57-140	CL
1,2-Dibromoethane (EDB)	ug/kg	2550	2750	108	76-138	
1,2-Dichlorobenzene	ug/kg	2550	2180	86	67-125	
1,2-Dichloroethane	ug/kg	2550	2440	96	65-143	
1,2-Dichloropropane	ug/kg	2550	2530	99	72-131	
1,3-Dichlorobenzene	ug/kg	2550	2190	86	64-124	
1,4-Dichlorobenzene	ug/kg	2550	2180	86	61-127	
2-Butanone (MEK)	ug/kg	2550	2140	84	52-164	CL
2-Hexanone	ug/kg	2550	2320	91	66-151	
4-Methyl-2-pentanone (MIBK)	ug/kg	2550	2390	94	63-154	
Acetone	ug/kg	2550	2610	103	23-196	
Benzene	ug/kg	2550	2550	100	65-129	
Bromodichloromethane	ug/kg	2550	2450	96	74-141	
Bromoform	ug/kg	2550	2230	87	59-136	
Bromomethane	ug/kg	2550	1060	41	32-182	
Carbon disulfide	ug/kg	2550	2520	99	26-160	
Carbon tetrachloride	ug/kg	2550	2330	91	57-135	
Chlorobenzene	ug/kg	2550	2410	94	62-136	
Chloroethane	ug/kg	2550	925	36	50-159	L2
Chloroform	ug/kg	2550	2260	89	71-135	
Chloromethane	ug/kg	2550	2170	85	44-139	
cis-1,2-Dichloroethene	ug/kg	2550	2520	99	75-130	
cis-1,3-Dichloropropene	ug/kg	2550	2560	101	74-140	

Results presented on this page are in the units indicated by the "Units" column except where an alternate unit is presented to the right of the result.

This report shall not be reproduced, except in full,
without the written consent of Pace Analytical Services, LLC.

Pace Analytical Services, LLC
575 Broad Hollow Road
Melville, NY 11747
(631)694-3040

QUALITY CONTROL DATA

Project: Kodak Hawkeye Facility
Pace Project No.: 7028849

LABORATORY CONTROL SAMPLE: 180565

Parameter	Units	Spike Conc.	LCS Result	LCS % Rec	% Rec Limits	Qualifiers
Cyclohexane	ug/kg	2550	2430	95	21-139	
Dibromochloromethane	ug/kg	2550	2240	88	71-133	
Dichlorodifluoromethane	ug/kg	2550	2620	103	10-155	
Ethylbenzene	ug/kg	2550	2380	93	59-135	
Isopropylbenzene (Cumene)	ug/kg	2550	2060	81	56-129	
Methyl acetate	ug/kg	2550	3320	131	33-176	IH
Methyl-tert-butyl ether	ug/kg	2550	2480	97	25-171	
Methylcyclohexane	ug/kg	2550	2550	100	24-141	
Methylene Chloride	ug/kg	2550	2410	95	50-164	
Styrene	ug/kg	2550	2480	97	73-133	
Tetrachloroethene	ug/kg	2550	2230	88	10-176	
Toluene	ug/kg	2550	2640	104	66-131	
trans-1,2-Dichloroethene	ug/kg	2550	2560	101	53-157	
trans-1,3-Dichloropropene	ug/kg	2550	2690	106	66-144	
Trichloroethene	ug/kg	2550	2650	104	62-130	
Trichlorofluoromethane	ug/kg	2550	749	29	38-166	L2
Vinyl chloride	ug/kg	2550	2390	94	45-137	
Xylene (Total)	ug/kg	7640	7230	95	62-135	
1,2-Dichloroethane-d4 (S)	%.			82	33-150	
4-Bromofluorobenzene (S)	%.			106	34-145	
Toluene-d8 (S)	%.			89	43-157	

Results presented on this page are in the units indicated by the "Units" column except where an alternate unit is presented to the right of the result.

This report shall not be reproduced, except in full,
without the written consent of Pace Analytical Services, LLC.

Pace Analytical Services, LLC
575 Broad Hollow Road
Melville, NY 11747
(631)694-3040

QUALITY CONTROL DATA

Project: Kodak Hawkeye Facility
Pace Project No.: 7028849

QC Batch: 38187 | Analysis Method: EPA 8082A
QC Batch Method: EPA 3545A | Analysis Description: 8082 GCS PCB
Associated Lab Samples: 7028849003, 7028849004, 7028849006, 7028849012

METHOD BLANK: 177197 | Matrix: Solid
Associated Lab Samples: 7028849003, 7028849004, 7028849006, 7028849012

Parameter	Units	Blank Result	Reporting Limit	Analyzed	Qualifiers
PCB-1016 (Aroclor 1016)	ug/kg	<33.0	33.0	09/12/17 08:56	
PCB-1221 (Aroclor 1221)	ug/kg	<67.0	67.0	09/12/17 08:56	
PCB-1232 (Aroclor 1232)	ug/kg	<33.0	33.0	09/12/17 08:56	
PCB-1242 (Aroclor 1242)	ug/kg	<33.0	33.0	09/12/17 08:56	
PCB-1248 (Aroclor 1248)	ug/kg	<33.0	33.0	09/12/17 08:56	
PCB-1254 (Aroclor 1254)	ug/kg	<33.0	33.0	09/12/17 08:56	
PCB-1260 (Aroclor 1260)	ug/kg	<33.0	33.0	09/12/17 08:56	
Decachlorobiphenyl (S)	%.	53	30-150	09/12/17 08:56	
Tetrachloro-m-xylene (S)	%.	38	30-150	09/12/17 08:56	

LABORATORY CONTROL SAMPLE: 177198

Parameter	Units	Spike Conc.	LCS Result	LCS % Rec	% Rec Limits	Qualifiers
PCB-1016 (Aroclor 1016)	ug/kg	167	104	62	50-136	
PCB-1260 (Aroclor 1260)	ug/kg	167	154	92	45-154	
Decachlorobiphenyl (S)	%.			81	30-150	
Tetrachloro-m-xylene (S)	%.			57	30-150	

MATRIX SPIKE & MATRIX SPIKE DUPLICATE: 177199 177200

Parameter	Units	7028849003 Result	MS Spike Conc.	MSD Spike Conc.	MS Result	MSD Result	MS % Rec	MSD % Rec	% Rec Limits	RPD	Qual
PCB-1016 (Aroclor 1016)	ug/kg	<36.4	184	185	86.4	95.1	47	51	28-173	10	
PCB-1221 (Aroclor 1221)	ug/kg	<74.0			<74.1	<74.3					
PCB-1232 (Aroclor 1232)	ug/kg	<36.4			<36.5	<36.6					
PCB-1242 (Aroclor 1242)	ug/kg	<36.4			<36.5	<36.6					
PCB-1248 (Aroclor 1248)	ug/kg	<36.4			<36.5	<36.6					
PCB-1254 (Aroclor 1254)	ug/kg	<36.4			<36.5	<36.6					
PCB-1260 (Aroclor 1260)	ug/kg	<36.4	184	185	173	170	94	92	43-138	2	
Decachlorobiphenyl (S)	%.						70	67	30-150		
Tetrachloro-m-xylene (S)	%.						42	40	30-150		

Results presented on this page are in the units indicated by the "Units" column except where an alternate unit is presented to the right of the result.

REPORT OF LABORATORY ANALYSIS

This report shall not be reproduced, except in full,
without the written consent of Pace Analytical Services, LLC.

Pace Analytical Services, LLC
575 Broad Hollow Road
Melville, NY 11747
(631)694-3040

QUALITY CONTROL DATA

Project: Kodak Hawkeye Facility
Pace Project No.: 7028849

QC Batch: 37903 | Analysis Method: EPA 8270D
QC Batch Method: EPA 3545A | Analysis Description: 8270 Solid MSSV
Associated Lab Samples: 7028849001, 7028849005, 7028849007, 7028849013

METHOD BLANK: 176082 | Matrix: Solid
Associated Lab Samples: 7028849001, 7028849005, 7028849007, 7028849013

Parameter	Units	Blank Result	Reporting Limit	Analyzed	Qualifiers
2-Methylnaphthalene	ug/kg	<67.0	67.0	09/08/17 16:53	
Acenaphthene	ug/kg	<67.0	67.0	09/08/17 16:53	
Acenaphthylene	ug/kg	<67.0	67.0	09/08/17 16:53	
Anthracene	ug/kg	<67.0	67.0	09/08/17 16:53	
Benzo(a)anthracene	ug/kg	<67.0	67.0	09/08/17 16:53	
Benzo(a)pyrene	ug/kg	<67.0	67.0	09/08/17 16:53	
Benzo(b)fluoranthene	ug/kg	<67.0	67.0	09/08/17 16:53	
Benzo(g,h,i)perylene	ug/kg	<67.0	67.0	09/08/17 16:53	
Benzo(k)fluoranthene	ug/kg	<67.0	67.0	09/08/17 16:53	
Chrysene	ug/kg	<67.0	67.0	09/08/17 16:53	
Dibenz(a,h)anthracene	ug/kg	<67.0	67.0	09/08/17 16:53	
Fluoranthene	ug/kg	<67.0	67.0	09/08/17 16:53	
Fluorene	ug/kg	<67.0	67.0	09/08/17 16:53	
Indeno(1,2,3-cd)pyrene	ug/kg	<67.0	67.0	09/08/17 16:53	
Naphthalene	ug/kg	<67.0	67.0	09/08/17 16:53	
Phenanthrene	ug/kg	<67.0	67.0	09/08/17 16:53	
Pyrene	ug/kg	<67.0	67.0	09/08/17 16:53	
1,2-Dichlorobenzene-d4 (S)	%.	86	20-130	09/08/17 16:53	
2,4,6-Tribromophenol (S)	%.	61	19-122	09/08/17 16:53	
2-Chlorophenol-d4 (S)	%.	60	20-130	09/08/17 16:53	
2-Fluorobiphenyl (S)	%.	65	30-115	09/08/17 16:53	
2-Fluorophenol (S)	%.	58	25-121	09/08/17 16:53	
Nitrobenzene-d5 (S)	%.	68	23-120	09/08/17 16:53	
p-Terphenyl-d14 (S)	%.	75	18-137	09/08/17 16:53	
Phenol-d5 (S)	%.	64	24-113	09/08/17 16:53	

LABORATORY CONTROL SAMPLE: 176083

Parameter	Units	Spike Conc.	LCS Result	LCS % Rec	% Rec Limits	Qualifiers
2-Methylnaphthalene	ug/kg	1670	1310	79	31-135	
Acenaphthene	ug/kg	1670	1380	83	45-109	
Acenaphthylene	ug/kg	1670	1330	80	43-107	
Anthracene	ug/kg	1670	1450	87	50-117	
Benzo(a)anthracene	ug/kg	1670	1500	90	52-116	
Benzo(a)pyrene	ug/kg	1670	1580	95	56-119	
Benzo(b)fluoranthene	ug/kg	1670	1520	91	45-122	
Benzo(g,h,i)perylene	ug/kg	1670	2180	131	30-107	CH,L1
Benzo(k)fluoranthene	ug/kg	1670	1560	94	54-124	
Chrysene	ug/kg	1670	1590	95	48-121	
Dibenz(a,h)anthracene	ug/kg	1670	1960	117	52-109	CH,L1

Results presented on this page are in the units indicated by the "Units" column except where an alternate unit is presented to the right of the result.

REPORT OF LABORATORY ANALYSIS

This report shall not be reproduced, except in full,
without the written consent of Pace Analytical Services, LLC.

Pace Analytical Services, LLC
575 Broad Hollow Road
Melville, NY 11747
(631)694-3040

QUALITY CONTROL DATA

Project: Kodak Hawkeye Facility
Pace Project No.: 7028849

LABORATORY CONTROL SAMPLE: 176083

Parameter	Units	Spike Conc.	LCS Result	LCS % Rec	% Rec Limits	Qualifiers
Fluoranthene	ug/kg	1670	1530	92	45-126	
Fluorene	ug/kg	1670	1400	84	47-108	
Indeno(1,2,3-cd)pyrene	ug/kg	1670	1860	112	50-108	CH,L1
Naphthalene	ug/kg	1670	1280	77	18-142	
Phenanthrene	ug/kg	1670	1440	87	47-124	
Pyrene	ug/kg	1670	1560	94	49-132	
1,2-Dichlorobenzene-d4 (S)	%.			86	20-130	
2,4,6-Tribromophenol (S)	%.			80	19-122	
2-Chlorophenol-d4 (S)	%.			70	20-130	
2-Fluorobiphenyl (S)	%.			77	30-115	
2-Fluorophenol (S)	%.			71	25-121	
Nitrobenzene-d5 (S)	%.			79	23-120	
p-Terphenyl-d14 (S)	%.			89	18-137	
Phenol-d5 (S)	%.			72	24-113	

MATRIX SPIKE & MATRIX SPIKE DUPLICATE: 176556 176557

Parameter	Units	7028849005 Result	MS Spike Conc.	MSD Spike Conc.	MS Result	MSD Result	MS % Rec	MSD % Rec	% Rec Limits	RPD	Qual
2-Methylnaphthalene	ug/kg	<75.1	1870	1870	1090	1500	58	80	31-135	32	R1
Acenaphthene	ug/kg	<75.1	1870	1870	1110	1540	59	82	45-109	33	R1
Acenaphthylene	ug/kg	<75.1	1870	1870	1060	1470	57	79	43-107	32	R1
Anthracene	ug/kg	<75.1	1870	1870	1140	1570	61	84	50-117	31	R1
Benzo(a)anthracene	ug/kg	<75.1	1870	1870	1180	1610	63	86	52-116	30	
Benzo(a)pyrene	ug/kg	<75.1	1870	1870	1220	1670	65	89	56-119	31	R1
Benzo(b)fluoranthene	ug/kg	<75.1	1870	1870	1250	1790	67	96	45-122	35	R1
Benzo(g,h,i)perylene	ug/kg	<75.1	1870	1870	1630	2160	87	115	30-107	28	CH,M0
Benzo(k)fluoranthene	ug/kg	<75.1	1870	1870	1340	1750	72	94	54-124	27	
Chrysene	ug/kg	<75.1	1870	1870	1260	1780	68	95	48-121	34	R1
Dibenz(a,h)anthracene	ug/kg	<75.1	1870	1870	1490	1990	80	107	52-109	29	CH
Fluoranthene	ug/kg	<75.1	1870	1870	1160	1610	62	86	45-126	32	R1
Fluorene	ug/kg	<75.1	1870	1870	1110	1550	59	83	47-108	33	R1
Indeno(1,2,3-cd)pyrene	ug/kg	<75.1	1870	1870	1400	1860	75	100	50-108	28	CH
Naphthalene	ug/kg	<75.1	1870	1870	1090	1490	58	80	18-142	31	R1
Phenanthrene	ug/kg	<75.1	1870	1870	1170	1560	63	84	47-124	28	
Pyrene	ug/kg	<75.1	1870	1870	1230	1670	66	89	49-132	30	
1,2-Dichlorobenzene-d4 (S)	%.						86	86	20-130		
2,4,6-Tribromophenol (S)	%.						41	59	19-122		
2-Chlorophenol-d4 (S)	%.						50	64	20-130		
2-Fluorobiphenyl (S)	%.						59	74	30-115		
2-Fluorophenol (S)	%.						49	63	25-121		
Nitrobenzene-d5 (S)	%.						64	81	23-120		
p-Terphenyl-d14 (S)	%.						65	80	18-137		
Phenol-d5 (S)	%.						55	68	24-113		

Results presented on this page are in the units indicated by the "Units" column except where an alternate unit is presented to the right of the result.

This report shall not be reproduced, except in full,
without the written consent of Pace Analytical Services, LLC.

Pace Analytical Services, LLC
575 Broad Hollow Road
Melville, NY 11747
(631)694-3040

QUALITY CONTROL DATA

Project: Kodak Hawkeye Facility
Pace Project No.: 7028849

MATRIX SPIKE & MATRIX SPIKE DUPLICATE: 176558 176559

Parameter	Units	7028852005 Result	MS Spike Conc.	MSD Spike Conc.	MS Result	MSD Result	MS % Rec	MSD % Rec	% Rec Limits	RPD	Qual
2-Methylnaphthalene	ug/kg				3100	2780				11	
Acenaphthene	ug/kg				1640	1680				3	
Acenaphthylene	ug/kg				1420	1500				5	
Anthracene	ug/kg				1760	1820				3	
Benzo(a)anthracene	ug/kg				1820	1900				4	
Benzo(a)pyrene	ug/kg				1920	1980				3	
Benzo(b)fluoranthene	ug/kg				1870	2070				10	
Benzo(g,h,i)perylene	ug/kg				2480	2430				2	CH,M0
Benzo(k)fluoranthene	ug/kg				1960	2170				10	
Chrysene	ug/kg				1950	2130				9	
Dibenz(a,h)anthracene	ug/kg				2280	2350				3	CH,M0
Fluoranthene	ug/kg				1790	1860				4	
Fluorene	ug/kg				1780	1810				2	
Indeno(1,2,3-cd)pyrene	ug/kg				2130	2100				2	CH
Naphthalene	ug/kg				2660	2780				4	
Phenanthrene	ug/kg				1840	1880				2	
Pyrene	ug/kg				1840	1970				7	
1,2-Dichlorobenzene-d4 (S)	%.						86	86	20-130		
2,4,6-Tribromophenol (S)	%.						55	55	19-122		
2-Chlorophenol-d4 (S)	%.						68	61	20-130		
2-Fluorobiphenyl (S)	%.						62	61	30-115		
2-Fluorophenol (S)	%.						64	60	25-121		
Nitrobenzene-d5 (S)	%.						48	39	23-120		
p-Terphenyl-d14 (S)	%.						77	79	18-137		
Phenol-d5 (S)	%.						61	59	24-113		

Results presented on this page are in the units indicated by the "Units" column except where an alternate unit is presented to the right of the result.

This report shall not be reproduced, except in full,
without the written consent of Pace Analytical Services, LLC.

Pace Analytical Services, LLC
575 Broad Hollow Road
Melville, NY 11747
(631)694-3040

QUALITY CONTROL DATA

Project: Kodak Hawkeye Facility
Pace Project No.: 7028849

QC Batch: 38073 | Analysis Method: ASTM D2216-92M
QC Batch Method: ASTM D2216-92M | Analysis Description: Dry Weight/Percent Moisture
Associated Lab Samples: 7028849001, 7028849002, 7028849003, 7028849004, 7028849005, 7028849006, 7028849007, 7028849008, 7028849011, 7028849012, 7028849013

SAMPLE DUPLICATE: 176646

Parameter	Units	7028849003 Result	Dup Result	RPD	Qualifiers
Percent Moisture	%	9.8	11.8	19	

SAMPLE DUPLICATE: 176647

Parameter	Units	7028849005 Result	Dup Result	RPD	Qualifiers
Percent Moisture	%	10.8	10.9	1	

SAMPLE DUPLICATE: 176648

Parameter	Units	7028849008 Result	Dup Result	RPD	Qualifiers
Percent Moisture	%	18.4	17.1	7	

SAMPLE DUPLICATE: 176649

Parameter	Units	7028852003 Result	Dup Result	RPD	Qualifiers
Percent Moisture	%	11.9	11.5	3	

SAMPLE DUPLICATE: 176650

Parameter	Units	7028852005 Result	Dup Result	RPD	Qualifiers
Percent Moisture	%	22.2	21.9	1	

Results presented on this page are in the units indicated by the "Units" column except where an alternate unit is presented to the right of the result.

This report shall not be reproduced, except in full,
without the written consent of Pace Analytical Services, LLC.

Pace Analytical Services, LLC
575 Broad Hollow Road
Melville, NY 11747
(631)694-3040

QUALITY CONTROL DATA

Project: Kodak Hawkeye Facility
Pace Project No.: 7028849

QC Batch: 38291 | Analysis Method: ASTM D2216-92M
QC Batch Method: ASTM D2216-92M | Analysis Description: Dry Weight/Percent Moisture
Associated Lab Samples: 7028849009, 7028849010, 7028849014

SAMPLE DUPLICATE: 177901

Parameter	Units	7029081002 Result	Dup Result	RPD	Qualifiers
Percent Moisture	%	7.8	8.8	11	

Results presented on this page are in the units indicated by the "Units" column except where an alternate unit is presented to the right of the result.

This report shall not be reproduced, except in full,
without the written consent of Pace Analytical Services, LLC.

Pace Analytical Services, LLC
575 Broad Hollow Road
Melville, NY 11747
(631)694-3040

QUALIFIERS

Project: Kodak Hawkeye Facility
Pace Project No.: 7028849

DEFINITIONS

DF - Dilution Factor, if reported, represents the factor applied to the reported data due to dilution of the sample aliquot.

ND - Not Detected at or above adjusted reporting limit.

TNTC - Too Numerous To Count

J - Estimated concentration above the adjusted method detection limit and below the adjusted reporting limit.

MDL - Adjusted Method Detection Limit.

PQL - Practical Quantitation Limit.

RL - Reporting Limit.

S - Surrogate

1,2-Diphenylhydrazine decomposes to and cannot be separated from Azobenzene using Method 8270. The result for each analyte is a combined concentration.

Consistent with EPA guidelines, unrounded data are displayed and have been used to calculate % recovery and RPD values.

LCS(D) - Laboratory Control Sample (Duplicate)

MS(D) - Matrix Spike (Duplicate)

DUP - Sample Duplicate

RPD - Relative Percent Difference

NC - Not Calculable.

SG - Silica Gel - Clean-Up

U - Indicates the compound was analyzed for, but not detected.

N-Nitrosodiphenylamine decomposes and cannot be separated from Diphenylamine using Method 8270. The result reported for each analyte is a combined concentration.

Pace Analytical is TNI accredited. Contact your Pace PM for the current list of accredited analytes.

TNI - The NELAC Institute.

SAMPLE QUALIFIERS

Sample: 7028849001
[1] Sample not collected according to EPA Method 5035A low level specifications. Results may be biased low.

Sample: 7028849002
[1] Sample not collected according to EPA Method 5035A low level specifications. Results may be biased low.

Sample: 7028849003
[1] Sample not collected according to EPA Method 5035A low level specifications. Results may be biased low.

Sample: 7028849004
[1] Sample not collected according to EPA Method 5035A low level specifications. Results may be biased low.

Sample: 7028849006
[1] Sample not collected according to EPA Method 5035A low level specifications. Results may be biased low.

Sample: 7028849007
[1] Sample not collected according to EPA Method 5035A low level specifications. Results may be biased low.

Sample: 7028849011
[1] Sample not collected according to EPA Method 5035A low level specifications. Results may be biased low.

Sample: 7028849012
[1] Sample not collected according to EPA Method 5035A low level specifications. Results may be biased low.

ANALYTE QUALIFIERS

B Analyte was detected in the associated method blank.

This report shall not be reproduced, except in full,
without the written consent of Pace Analytical Services, LLC.

Pace Analytical Services, LLC
575 Broad Hollow Road
Melville, NY 11747
(631)694-3040

QUALIFIERS

Project: Kodak Hawkeye Facility
Pace Project No.: 7028849

ANALYTE QUALIFIERS

CH	The continuing calibration for this compound is outside of Pace Analytical acceptance limits. The results may be biased high.
CL	The continuing calibration for this compound is outside of Pace Analytical acceptance limits. The results may be biased low.
D6	The precision between the sample and sample duplicate exceeded laboratory control limits.
IH	This analyte exceeded secondary source verification criteria high for the initial calibration. The reported results should be considered an estimated value.
L1	Analyte recovery in the laboratory control sample (LCS) was above QC limits. Results for this analyte in associated samples may be biased high.
L2	Analyte recovery in the laboratory control sample (LCS) was below QC limits. Results for this analyte in associated samples may be biased low.
M0	Matrix spike recovery and/or matrix spike duplicate recovery was outside laboratory control limits.
M1	Matrix spike recovery exceeded QC limits. Batch accepted based on laboratory control sample (LCS) recovery.
M6	Matrix spike and Matrix spike duplicate recovery not evaluated against control limits due to sample dilution.
R1	RPD value was outside control limits.
RS	The RPD value in one of the constituent analytes was outside the control limits.

This report shall not be reproduced, except in full,
without the written consent of Pace Analytical Services, LLC.

Pace Analytical Services, LLC
575 Broad Hollow Road
Melville, NY 11747
(631)694-3040

QUALITY CONTROL DATA CROSS REFERENCE TABLE

Project: Kodak Hawkeye Facility
Pace Project No.: 7028849

Lab ID	Sample ID	QC Batch Method	QC Batch	Analytical Method	Analytical Batch
7028849003	**SB-10**	EPA 3545A	38187	EPA 8082A	38700
7028849004	**SB-11**	EPA 3545A	38187	EPA 8082A	38700
7028849006	**SB-13**	EPA 3545A	38187	EPA 8082A	38700
7028849012	**BLIND DUP 1**	EPA 3545A	38187	EPA 8082A	38700
7028849001	**SB-01**	EPA 3050B	38550	EPA 6010C	38570
7028849006	**SB-13**	EPA 3050B	38550	EPA 6010C	38570
7028849008	**SB-15**	EPA 3050B	38550	EPA 6010C	38570
7028849009	**SB-16**	EPA 3050B	38550	EPA 6010C	38570
7028849010	**SB-17**	EPA 3050B	38550	EPA 6010C	38570
7028849011	**SB-18**	EPA 3050B	38550	EPA 6010C	38570
7028849014	**BLIND DUP 3**	EPA 3050B	38550	EPA 6010C	38570
7028849001	**SB-01**	EPA 7471B	38690	EPA 7471B	38733
7028849006	**SB-13**	EPA 7471B	38690	EPA 7471B	38733
7028849008	**SB-15**	EPA 7471B	38690	EPA 7471B	38733
7028849009	**SB-16**	EPA 7471B	38690	EPA 7471B	38733
7028849010	**SB-17**	EPA 7471B	38690	EPA 7471B	38733
7028849011	**SB-18**	EPA 7471B	38690	EPA 7471B	38733
7028849014	**BLIND DUP 3**	EPA 7471B	38690	EPA 7471B	38733
7028849001	**SB-01**	EPA 3545A	37903	EPA 8270D	38279
7028849005	**SB-13**	EPA 3545A	37903	EPA 8270D	38279
7028849007	**SB-14**	EPA 3545A	37903	EPA 8270D	38279
7028849013	**BLIND DUP 2**	EPA 3545A	37903	EPA 8270D	38279
7028849001	**SB-01**	EPA 5035A-L	38623	EPA 8260C	38625
7028849003	**SB-10**	EPA 5035A-L	38623	EPA 8260C	38625
7028849004	**SB-11**	EPA 5035A-L	38623	EPA 8260C	38625
7028849006	**SB-13**	EPA 5035A-L	38623	EPA 8260C	38625
7028849007	**SB-14**	EPA 5035A-L	38623	EPA 8260C	38625
7028849011	**SB-18**	EPA 5035A-L	38623	EPA 8260C	38625
7028849012	**BLIND DUP 1**	EPA 5035A-L	38623	EPA 8260C	38625
7028849002	**SB-02**	EPA 5035A-H/5030C	38853	EPA 8260C	38865
7028849001	**SB-01**	ASTM D2216-92M	38073		
7028849002	**SB-02**	ASTM D2216-92M	38073		
7028849003	**SB-10**	ASTM D2216-92M	38073		
7028849004	**SB-11**	ASTM D2216-92M	38073		
7028849005	**SB-13**	ASTM D2216-92M	38073		
7028849006	**SB-13**	ASTM D2216-92M	38073		
7028849007	**SB-14**	ASTM D2216-92M	38073		
7028849008	**SB-15**	ASTM D2216-92M	38073		
7028849009	**SB-16**	ASTM D2216-92M	38291		
7028849010	**SB-17**	ASTM D2216-92M	38291		
7028849011	**SB-18**	ASTM D2216-92M	38073		
7028849012	**BLIND DUP 1**	ASTM D2216-92M	38073		
7028849013	**BLIND DUP 2**	ASTM D2216-92M	38073		
7028849014	**BLIND DUP 3**	ASTM D2216-92M	38291		

This report shall not be reproduced, except in full,
without the written consent of Pace Analytical Services, LLC.

Pace Analytical®
www.pacelabs.com

CHAIN-OF-CUSTODY / Analytical Request Document

The Chain-of-Custody is a LEGAL DOCUMENT. All relevant fields must be completed accurately.

Page: 1 of 2

2201118

Section A Required Client Information:

Company: LaBella
Address: 300 State Street, Rochester, NY 14614
Email To: abrett@labellapc.com aquilina@labellapc.com
Phone: 585-295-6259 Fax:
Requested Due Date/TAT: Standard

Section B Required Project Information:

Report To: Ann Aquilina / Alex Brett
Copy To:
Purchase Order No.: 2172124
Project Name: Kodak Hawkeye Facility
Project Number: 2172124

Section C Invoice Information:

Attention: ap@labellapc.com
Company Name: LaBella
Address: same
Pace Quote Reference: 00040092
Pace Project Manager: Lauren Buono
Pace Profile #:

REGULATORY AGENCY

☐ NPDES ☐ GROUND WATER ☐ DRINKING WATER
☐ UST ☐ RCRA ☐ OTHER

Site Location STATE: NY

WO#:7028849

7028849

Section D Required Client Information

Matrix Codes (MATRIX / CODE): Drinking Water DW; Water WT; Waste Water WW; Product P; Soil/Solid SL; Oil OL; Wipe WP; Air AR; Tissue TS; Other OT

Requested Analysis Filtered (Y/N): VOC N, SVOC N, TAL metals N, PCBs N

ITEM #	SAMPLE ID (A-Z, 0-9 / ,-) Sample IDs MUST BE UNIQUE	MATRIX CODE (see valid codes to left)	SAMPLE TYPE (G=GRAB C=COMP)	COLLECTED Composite Start DATE	Composite Start TIME	Composite End/Grab DATE	Composite End/Grab TIME	SAMPLE TEMP AT COLLECTION	# OF CONTAINERS	Unpreserved	H_2SO_4	HNO_3	HCl	NaOH	$Na_2S_2O_3$	Methanol	Other	TCL/CP51 VOC	CP51 SVOC	TAL metals	PCBs	Residual Chlorine	Pace Project No./ Lab I.D.
1	SB-01	SL	G	~~8/30/17~~ AA	~~925~~	8/30/17	0925		3	✓								X	X	X			001
2	SB-02	SL	G	—	—	8/30/17	1000		1	✓								X			~~X~~ AA		002
3	SB-10	SL	G	—	—	8/31/17	0915		6	✓								X			X		003
4	SB-11	SL	G	—	—	8/31/17	1430		2	✓								X			X		004
5	SB-13	SL	G	—	—	8/31/17	1530		6	✓								X	X	X	X		005/006
6	SB-14	SL	G	—	—	8/31/17	1630		2	✓								X	X				007
7	SB-15	SL	G	—	—	8/31/17	1706		3	✓										X			008
8	SB-16	SL	G	—	—	8/31/17	1725		1	✓										X			009
9	SB-17	SL	G	—	—	8/31/17	1800		1	✓										X			010
10	SB-18	SL	G	—	—	8/31/17	1830		2	✓								X		X			011
11	Blind Dup 1	SL	G	—	—	8/31/17	—		2	✓								X			X		012
12	Blind Dup 2	SL	G	—	—	8/31/17	—		1	✓									X				013

ADDITIONAL COMMENTS	RELINQUISHED BY / AFFILIATION	DATE	TIME	ACCEPTED BY / AFFILIATION	DATE	TIME	SAMPLE CONDITIONS			
MS/MSD → SB-10 (VOC, PCB)	[signature] LABELLA	9/1/17	0700	[signature] LABELLA	9/1/17	0700				
MS/MSD → SB-13 (SVOC)	[signature] LABELLA	9/1/17	1325	[signature] PACE	9/1/17	1325				
MS/MSD → SB-15 (metals)	[signature] PACE	9/1/17	1700	[signature]	9/2/17	10:00	0.5	Y	Y	Y
							Temp in °C	Received on Ice (Y/N)	Custody Sealed Cooler (Y/N)	Samples Intact (Y/N)

ORIGINAL

SAMPLER NAME AND SIGNATURE

PRINT Name of SAMPLER: Alexander Brett

SIGNATURE of SAMPLER: [signature] DATE Signed (MM/DD/YY): 9/1/17

*Important Note: By signing this form you are accepting Pace's NET 30 day payment terms and agreeing to late charges of 1.5% per month for any invoices not paid within 30 days.

F-ALL-Q-020rev.07, 15-May-2007

Pace Analytical®
www.pacelabs.com

CHAIN-OF-CUSTODY / Analytical Request Document

The Chain-of-Custody is a LEGAL DOCUMENT. All relevant fields must be completed accurately.

Page: 2 of 2

2201117

Section A Required Client Information:

Company: LaBella
Address: 300 State Street, Rochester, NY 14614
Email To: abrett@labellapc.com aaquilina@labellapc.com
Phone: 585-295-6289 Fax:
Requested Due Date/TAT: standard

Section B Required Project Information:

Report To: Ann Aquilina | Alex Brett
Copy To:
Purchase Order No.: 2172124
Project Name: Kodak Hawkeye facility
Project Number: 2172124

Section C Invoice Information:

Attention: ap@labellapc.com
Company Name: same
Address:
Pace Quote Reference: 00040092
Pace Project Manager: Lauren Buono
Pace Profile #:

REGULATORY AGENCY

☐ NPDES ☐ GROUND WATER ☐ DRINKING WATER
☐ UST ☐ RCRA ☐ OTHER _____

Site Location STATE: NY

Section D Required Client Information

Matrix Codes (MATRIX / CODE): Drinking Water DW; Water WT; Waste Water WW; Product P; Soil/Solid SL; Oil OL; Wipe WP; Air AR; Tissue TS; Other OT

SAMPLE ID (A-Z, 0-9 / ,-) Sample IDs MUST BE UNIQUE

Requested Analysis Filtered (Y/N)

ITEM #	SAMPLE ID	MATRIX CODE (see valid codes to left)	SAMPLE TYPE (G=GRAB C=COMP)	COLLECTED COMPOSITE START DATE	COLLECTED COMPOSITE START TIME	COLLECTED COMPOSITE END/GRAB DATE	COLLECTED COMPOSITE END/GRAB TIME	SAMPLE TEMP AT COLLECTION	# OF CONTAINERS	Preservatives: Unpreserved	H_2SO_4	HNO_3	HCl	NaOH	$Na_2S_2O_3$	Methanol	Other	Analysis Test (Y/N): Metals (TAL)	Residual Chlorine (Y/N)	Pace Project No./ Lab I.D.
1	Blind Dup 3	SL	G	—	—	8/31/17	—		1	X								X		014
2																				
3																				
4																				
5																				
6																				
7																				
8																				
9																				
10																				
11																				
12																				

ADDITIONAL COMMENTS	RELINQUISHED BY / AFFILIATION	DATE	TIME	ACCEPTED BY / AFFILIATION	DATE	TIME	SAMPLE CONDITIONS: Temp in °C	Received on Ice (Y/N)	Custody Sealed Cooler (Y/N)	Samples Intact (Y/N)
	[signature] LABELLA	~~8/31~~ 9/1/17	0700	[signature] LABELLA	9/1/17	0700				
	[signature] LABELLA	9/1/17	1325	[signature] PACE	9/1/17	1325				
	[signature] PACE	9/1/17	1700	[signature]	9/2/17	10:00	0.5	Y	Y	Y

ORIGINAL

SAMPLER NAME AND SIGNATURE

PRINT Name of SAMPLER: Alexander Brett

SIGNATURE of SAMPLER: [signature] DATE Signed (MM/DD/YY): 9/1/17

*Important Note: By signing this form you are accepting Pace's NET 30 day payment terms and agreeing to late charges of 1.5% per month for any invoices not paid within 30 days.

F-ALL-Q-020rev.07, 15-May-2007

Pace Analytical
Long Island Laboratory

Sample Condition Upc

WO#: 7028849
PM: JSA Due Date: 09/12/17
CLIENT: LBA

Client Name: Labella

Courier: ☒ Fed Ex ☐ UPS ☐ USPS ☐ Client ☐ Commercial ☐ Pace ☐ Other

Tracking #: 7701 7183 2958

Custody Seal on Cooler/Box Present: ☒ Yes ☐ No Seals intact: ☒ Yes ☐ No

Packing Material: ☐ Bubble Wrap ☒ Bubble Bags ☒ Ziploc ☐ None ☐ Other

Type of Ice: (Wet) Blue None

Thermometer Used: TH092 Correction Factor: +0.1

☐ Samples on ice, cooling process has begun

Cooler Temperature (°C): 0.5 Cooler Temperature Corrected (°C): 0.6

Date/Time 5035A kits placed in freezer _____

Temp should be above freezing to 6.0°C

Date and Initials of person examining contents: JK 9/2/17

USDA Regulated Soil (☐ N/A, water sample)

Did samples originate in a quarantine zone within the United States: AL, AR, CA, FL, GA, ID, LA, MS, NC, NM, NY, OK, OR, SC, TN, TX, or VA (check map)? ☐ YES ☐ NO

Did samples orignate from a foreign source (internationally, including Hawaii and Puerto Rico)? ☐ Yes ☒ No

If Yes to either question, fill out a Regulated Soil Checklist (F-LI-C-010) and include with SCUR/COC paperwork.

				COMMENTS:
Chain of Custody Present:	☒ Yes	☐ No		1.
Chain of Custody Filled Out:	☒ Yes	☐ No		2.
Chain of Custody Relinquished:	☒ Yes	☐ No		3.
Sampler Name & Signature on COC:	☒ Yes	☐ No	☐ N/A	4.
Samples Arrived within Hold Time:	☒ Yes	☐ No		5.
Short Hold Time Analysis (<72hr):	☐ Yes	☒ No		6.
Rush Turn Around Time Requested:	☐ Yes	☒ No		7.
Sufficient Volume: (Triple volume provided for MS/MSD)	☒ Yes	☐ No		8.
Correct Containers Used:	☐ Yes	☒ No -VOC		9.
-Pace Containers Used:	☒ Yes	☐ No		
Containers Intact:	☒ Yes	☐ No		10.
Filtered volume received for Dissolved tests	☐ Yes	☐ No	☒ N/A	11. Note if sediment is visible in the dissolved container.
Sample Labels match COC:	☒ Yes	☐ No		12.
-Includes date/time/ID/Analysis Matrix: (SL) WT OIL				
All containers needing preservation have been checked	☐ Yes	☐ No	☒ N/A	13. ☐ HNO_3 ☐ H_2SO_4 ☐ NaOH ☐ HCl
pH paper Lot #				Sample #
All containers needing preservation are found to be in compliance with EPA recommendation? (HNO_3, H_2SO_4, HCl, NaOH>9 Sulfide, NAOH>12 Cyanide)	☐ Yes	☐ No	☒ N/A	
Exceptions: VOA, Coliform, TOC/DOC, Oil and Grease, DRO/8015 (water). Per Method, VOA pH is checked after analysis				Initial when completed: / Lot # of added preservative: / Date/Time preservative added
Samples checked for dechlorination:	☐ Yes	☐ No	☒ N/A	14. Positive for Res. Chlorine? Y N
Residual chlorine strips Lot #				
Headspace in VOA Vials (>6mm):	☐ Yes	☐ No	☒ N/A	15.
Trip Blank Present:	☐ Yes	☐ No	☒ N/A	16.
Trip Blank Custody Seals Present	☐ Yes	☐ No	☒ N/A	
Pace Trip Blank Lot # (if applicable): _____				

Field Data Required? Y / N

Client Notification/ Resolution:

Date/Time:

Person Contacted:

Comments/ Resolution: 5035A VOC sampling Method not followed. Rec'd 4 oz jars

* PM (Project Manager) review is documented electronically in LIMS.

Pace Analytical Services, LLC
575 Broad Hollow Road
Melville, NY 11747
(631)694-3040

October 03, 2017

Ann Aquilina
LaBella Associates
300 State Street
Suite 201
Rochester, NY 14614

RE: Project: Kodak Hawkeye Facility
Pace Project No.: 7029482

Dear Ann Aquilina:
Enclosed are the analytical results for sample(s) received by the laboratory on September 09, 2017. The results relate only to the samples included in this report. Results reported herein conform to the most current, applicable TNI/NELAC standards and the laboratory's Quality Assurance Manual, where applicable, unless otherwise noted in the body of the report.

If you have any questions concerning this report, please feel free to contact me.

Sincerely,

Jennifer Aracri
jennifer.aracri@pacelabs.com
(631)694-3040
Project Manager

Enclosures

cc: Allan Engelbert, LaBella Associates

This report shall not be reproduced, except in full,
without the written consent of Pace Analytical Services, LLC.

Pace Analytical Services, LLC
575 Broad Hollow Road
Melville, NY 11747
(631)694-3040

CERTIFICATIONS

Project: Kodak Hawkeye Facility
Pace Project No.: 7029482

Pennsylvania Certification IDs
1638 Roseytown Rd Suites 2,3&4, Greensburg, PA 15601
L-A-B DOD-ELAP Accreditation #: L2417
Alabama Certification #: 41590
Arizona Certification #: AZ0734
Arkansas Certification
California Certification #: 04222CA
Colorado Certification
Connecticut Certification #: PH-0694
Delaware Certification
Florida/TNI Certification #: E87683
Georgia Certification #: C040
Guam Certification
Hawaii Certification
Idaho Certification
Illinois Certification
Indiana Certification
Iowa Certification #: 391
Kansas/TNI Certification #: E-10358
Kentucky Certification #: 90133
Louisiana DHH/TNI Certification #: LA140008
Louisiana DEQ/TNI Certification #: 4086
Maine Certification #: PA00091
Maryland Certification #: 308
Massachusetts Certification #: M-PA1457
Michigan/PADEP Certification
Missouri Certification #: 235
Montana Certification #: Cert 0082
Nebraska Certification #: NE-05-29-14
Nevada Certification #: PA014572015-1
New Hampshire/TNI Certification #: 2976
New Jersey/TNI Certification #: PA 051
New Mexico Certification #: PA01457
New York/TNI Certification #: 10888
North Carolina Certification #: 42706
North Dakota Certification #: R-190
Oregon/TNI Certification #: PA200002
Pennsylvania/TNI Certification #: 65-00282
Puerto Rico Certification #: PA01457
Rhode Island Certification #: 65-00282
South Dakota Certification
Tennessee Certification #: TN2867
Texas/TNI Certification #: T104704188-14-8
Utah/TNI Certification #: PA014572015-5
USDA Soil Permit #: P330-14-00213
Vermont Dept. of Health: ID# VT-0282
Virgin Island/PADEP Certification
Virginia/VELAP Certification #: 460198
Washington Certification #: C868
West Virginia DEP Certification #: 143
West Virginia DHHR Certification #: 9964C
Wisconsin Certification
Wyoming Certification #: 8TMS-L

This report shall not be reproduced, except in full,
without the written consent of Pace Analytical Services, LLC.

Pace Analytical Services, LLC
575 Broad Hollow Road
Melville, NY 11747
(631)694-3040

SAMPLE ANALYTE COUNT

Project: Kodak Hawkeye Facility
Pace Project No.: 7029482

Lab ID	Sample ID	Method	Analysts	Analytes Reported	Laboratory
7029482001	**SB-29**	HSL-300	LAL	3	PASI-PA
7029482002	**SB-31**	HSL-300	LAL	3	PASI-PA
7029482003	**IB5SW2**	HSL-300	JC2	3	PASI-PA
7029482004	**IB12SW**	HSL-300	JC2	3	PASI-PA
7029482005	**MW-11**	HSL-300	JC2	3	PASI-PA
7029482006	**MW-12**	HSL-300	JC2	3	PASI-PA
7029482007	**IB11AW**	HSL-300	JC2	3	PASI-PA
7029482008	**IB6NE**	HSL-300	JC2	3	PASI-PA
7029482009	**IB5SW**	HSL-300	JC2	3	PASI-PA

This report shall not be reproduced, except in full,
without the written consent of Pace Analytical Services, LLC.

Pace Analytical Services, LLC
575 Broad Hollow Road
Melville, NY 11747
(631)694-3040

ANALYTICAL RESULTS - RADIOCHEMISTRY

Project: Kodak Hawkeye Facility
Pace Project No.: 7029482

Sample: SB-29 **Lab ID: 7029482001** Collected: 09/06/17 13:45 Received: 09/09/17 11:00 Matrix: Solid
PWS: Site ID: Sample Type:

Results reported on a "dry-weight" basis

Parameters	Method	Act ± Unc (MDC) Carr Trac	Units	Analyzed	CAS No.	Qual
Thorium-228	HSL-300	**0.560 ± 0.212 (0.166)** **C:NA T:67%**	pCi/g	09/29/17 13:00	14274-82-9	N2
Thorium-230	HSL-300	**0.473 ± 0.184 (0.101)** **C:NA T:67%**	pCi/g	09/29/17 13:00	14269-63-7	N2
Thorium-232	HSL-300	**0.742 ± 0.239 (0.056)** **C:NA T:67%**	pCi/g	09/29/17 13:00	7440-29-1	N2

This report shall not be reproduced, except in full,
without the written consent of Pace Analytical Services, LLC.

Pace Analytical Services, LLC
575 Broad Hollow Road
Melville, NY 11747
(631)694-3040

ANALYTICAL RESULTS - RADIOCHEMISTRY

Project: Kodak Hawkeye Facility
Pace Project No.: 7029482

Sample: SB-31 **Lab ID: 7029482002** Collected: 09/06/17 16:00 Received: 09/09/17 11:00 Matrix: Solid
PWS: Site ID: Sample Type:

Results reported on a "dry-weight" basis

Parameters	Method	Act ± Unc (MDC) Carr Trac	Units	Analyzed	CAS No.	Qual
Thorium-228	HSL-300	**0.443 ± 0.222 (0.244)** **C:NA T:67%**	pCi/g	10/02/17 07:31	14274-82-9	N2
Thorium-230	HSL-300	**0.415 ± 0.196 (0.105)** **C:NA T:67%**	pCi/g	10/02/17 07:31	14269-63-7	N2
Thorium-232	HSL-300	**0.478 ± 0.212 (0.104)** **C:NA T:67%**	pCi/g	10/02/17 07:31	7440-29-1	N2

This report shall not be reproduced, except in full,
without the written consent of Pace Analytical Services, LLC.

Pace Analytical Services, LLC
575 Broad Hollow Road
Melville, NY 11747
(631)694-3040

ANALYTICAL RESULTS - RADIOCHEMISTRY

Project: Kodak Hawkeye Facility
Pace Project No.: 7029482

Sample: IB5SW2 **Lab ID: 7029482003** Collected: 09/06/17 14:10 Received: 09/09/17 11:00 Matrix: Water
PWS: Site ID: Sample Type:

Parameters	Method	Act ± Unc (MDC) Carr Trac	Units	Analyzed	CAS No.	Qual
Thorium-228	HSL-300	**0.117 ± 0.166 (0.330)** **C:NA T:69%**	pCi/L	09/21/17 07:20	14274-82-9	N2
Thorium-230	HSL-300	**-0.022 ± 0.108 (0.200)** **C:NA T:69%**	pCi/L	09/21/17 07:20	14269-63-7	N2
Thorium-232	HSL-300	**-0.007 ± 0.108 (0.150)** **C:NA T:69%**	pCi/L	09/21/17 07:20	7440-29-1	N2

This report shall not be reproduced, except in full,
without the written consent of Pace Analytical Services, LLC.

Pace Analytical Services, LLC
575 Broad Hollow Road
Melville, NY 11747
(631)694-3040

ANALYTICAL RESULTS - RADIOCHEMISTRY

Project: Kodak Hawkeye Facility
Pace Project No.: 7029482

Sample: IB12SW **Lab ID: 7029482004** Collected: 09/06/17 15:20 Received: 09/09/17 11:00 Matrix: Water
PWS: Site ID: Sample Type:

Parameters	Method	Act ± Unc (MDC) Carr Trac	Units	Analyzed	CAS No.	Qual
Thorium-228	HSL-300	**0.185 ± 0.191 (0.333)** **C:NA T:71%**	pCi/L	09/21/17 07:20	14274-82-9	N2
Thorium-230	HSL-300	**0.061 ± 0.110 (0.082)** **C:NA T:71%**	pCi/L	09/21/17 07:20	14269-63-7	N2
Thorium-232	HSL-300	**0.030 ± 0.109 (0.082)** **C:NA T:71%**	pCi/L	09/21/17 07:20	7440-29-1	N2

This report shall not be reproduced, except in full,
without the written consent of Pace Analytical Services, LLC.

Pace Analytical Services, LLC
575 Broad Hollow Road
Melville, NY 11747
(631)694-3040

ANALYTICAL RESULTS - RADIOCHEMISTRY

Project: Kodak Hawkeye Facility
Pace Project No.: 7029482

Sample: MW-11 **Lab ID: 7029482005** Collected: 09/07/17 10:15 Received: 09/09/17 11:00 Matrix: Water
PWS: Site ID: Sample Type:

Parameters	Method	Act ± Unc (MDC) Carr Trac	Units	Analyzed	CAS No.	Qual
Thorium-228	HSL-300	**0.020 ± 0.119 (0.303)** **C:NA T:82%**	pCi/L	09/21/17 07:20	14274-82-9	N2
Thorium-230	HSL-300	**0.045 ± 0.088 (0.188)** **C:NA T:82%**	pCi/L	09/21/17 07:20	14269-63-7	N2
Thorium-232	HSL-300	**0.024 ± 0.088 (0.066)** **C:NA T:82%**	pCi/L	09/21/17 07:20	7440-29-1	N2

This report shall not be reproduced, except in full,
without the written consent of Pace Analytical Services, LLC.

Pace Analytical Services, LLC
575 Broad Hollow Road
Melville, NY 11747
(631)694-3040

ANALYTICAL RESULTS - RADIOCHEMISTRY

Project: Kodak Hawkeye Facility
Pace Project No.: 7029482

Sample: MW-12 **Lab ID: 7029482006** Collected: 09/07/17 16:05 Received: 09/09/17 11:00 Matrix: Water
PWS: Site ID: Sample Type:

Parameters	Method	Act ± Unc (MDC) Carr Trac	Units	Analyzed	CAS No.	Qual
Thorium-228	HSL-300	**0.098 ± 0.231 (0.519)** **C:NA T:71%**	pCi/L	09/21/17 07:20	14274-82-9	N2
Thorium-230	HSL-300	**0.040 ± 0.111 (0.206)** **C:NA T:71%**	pCi/L	09/21/17 07:20	14269-63-7	N2
Thorium-232	HSL-300	**0.009 ± 0.111 (0.155)** **C:NA T:71%**	pCi/L	09/21/17 07:20	7440-29-1	N2

This report shall not be reproduced, except in full,
without the written consent of Pace Analytical Services, LLC.

Pace Analytical Services, LLC
575 Broad Hollow Road
Melville, NY 11747
(631)694-3040

ANALYTICAL RESULTS - RADIOCHEMISTRY

Project: Kodak Hawkeye Facility
Pace Project No.: 7029482

Sample: IB11AW **Lab ID: 7029482007** Collected: 09/07/17 08:50 Received: 09/09/17 11:00 Matrix: Water
PWS: Site ID: Sample Type:

Parameters	Method	Act ± Unc (MDC) Carr Trac	Units	Analyzed	CAS No.	Qual
Thorium-228	HSL-300	**1.30 ± 0.458 (0.371)** **C:NA T:74%**	pCi/L	09/21/17 15:31	14274-82-9	N2
Thorium-230	HSL-300	**0.061 ± 0.122 (0.269)** **C:NA T:74%**	pCi/L	09/21/17 15:31	14269-63-7	N2
Thorium-232	HSL-300	**0.522 ± 0.258 (0.147)** **C:NA T:74%**	pCi/L	09/21/17 15:31	7440-29-1	N2

This report shall not be reproduced, except in full,
without the written consent of Pace Analytical Services, LLC.

Pace Analytical Services, LLC
575 Broad Hollow Road
Melville, NY 11747
(631)694-3040

ANALYTICAL RESULTS - RADIOCHEMISTRY

Project: Kodak Hawkeye Facility
Pace Project No.: 7029482

Sample: IB6NE **Lab ID: 7029482008** Collected: 09/07/17 10:35 Received: 09/09/17 11:00 Matrix: Water
PWS: Site ID: Sample Type:

Parameters	Method	Act ± Unc (MDC) Carr Trac	Units	Analyzed	CAS No.	Qual
Thorium-228	HSL-300	**0.004 ± 0.149 (0.401)** **C:NA T:67%**	pCi/L	09/21/17 07:20	14274-82-9	N2
Thorium-230	HSL-300	**-0.061 ± 0.115 (0.291)** **C:NA T:67%**	pCi/L	09/21/17 07:20	14269-63-7	N2
Thorium-232	HSL-300	**-0.008 ± 0.114 (0.159)** **C:NA T:67%**	pCi/L	09/21/17 07:20	7440-29-1	N2

This report shall not be reproduced, except in full,
without the written consent of Pace Analytical Services, LLC.

Pace Analytical Services, LLC
575 Broad Hollow Road
Melville, NY 11747
(631)694-3040

ANALYTICAL RESULTS - RADIOCHEMISTRY

Project: Kodak Hawkeye Facility
Pace Project No.: 7029482

Sample: IB5SW **Lab ID: 7029482009** Collected: 09/07/17 16:35 Received: 09/09/17 11:00 Matrix: Water
PWS: Site ID: Sample Type:

Parameters	Method	Act ± Unc (MDC) Carr Trac	Units	Analyzed	CAS No.	Qual
Thorium-228	HSL-300	**0.029 ± 0.141 (0.357)** **C:NA T:86%**	pCi/L	09/21/17 07:20	14274-82-9	N2
Thorium-230	HSL-300	**-0.007 ± 0.110 (0.153)** **C:NA T:86%**	pCi/L	09/21/17 07:20	14269-63-7	N2
Thorium-232	HSL-300	**-0.007 ± 0.110 (0.153)** **C:NA T:86%**	pCi/L	09/21/17 07:20	7440-29-1	N2

This report shall not be reproduced, except in full,
without the written consent of Pace Analytical Services, LLC.

Pace Analytical Services, LLC
575 Broad Hollow Road
Melville, NY 11747
(631)694-3040

QUALITY CONTROL - RADIOCHEMISTRY

Project: Kodak Hawkeye Facility
Pace Project No.: 7029482

QC Batch: 272234 Analysis Method: HSL-300
QC Batch Method: HSL-300 Analysis Description: HSL300(AS) Actinides
Associated Lab Samples: 7029482003, 7029482004, 7029482005, 7029482006, 7029482007, 7029482008, 7029482009

METHOD BLANK: 1339333 Matrix: Water
Associated Lab Samples: 7029482003, 7029482004, 7029482005, 7029482006, 7029482007, 7029482008, 7029482009

Parameter	Act ± Unc (MDC) Carr Trac	Units	Analyzed	Qualifiers
Thorium-228	0.039 ± 0.148 (0.366) C:NA T:66%	pCi/L	09/21/17 07:20	N2
Thorium-230	0.025 ± 0.116 (0.161) C:NA T:66%	pCi/L	09/21/17 07:20	N2
Thorium-232	-0.008 ± 0.116 (0.161) C:NA T:66%	pCi/L	09/21/17 07:20	N2

Results presented on this page are in the units indicated by the "Units" column except where an alternate unit is presented to the right of the result.

This report shall not be reproduced, except in full,
without the written consent of Pace Analytical Services, LLC.

Pace Analytical Services, LLC
575 Broad Hollow Road
Melville, NY 11747
(631)694-3040

QUALITY CONTROL - RADIOCHEMISTRY

Project: Kodak Hawkeye Facility
Pace Project No.: 7029482

QC Batch: 272891 | Analysis Method: HSL-300
QC Batch Method: HSL-300 | Analysis Description: HSL300(AS) Actinides
Associated Lab Samples: 7029482001, 7029482002

METHOD BLANK: 1342871 | Matrix: Solid
Associated Lab Samples: 7029482001, 7029482002

Parameter	Act ± Unc (MDC) Carr Trac	Units	Analyzed	Qualifiers
Thorium-228	-0.005 ± 0.042 (0.092) C:NA T:79%	pCi/g	09/29/17 13:00	N2
Thorium-230	-0.008 ± 0.042 (0.074) C:NA T:79%	pCi/g	09/29/17 13:00	N2
Thorium-232	0.000 ± 0.042 (0.030) C:NA T:79%	pCi/g	09/29/17 13:00	N2

Results presented on this page are in the units indicated by the "Units" column except where an alternate unit is presented to the right of the result.

This report shall not be reproduced, except in full,
without the written consent of Pace Analytical Services, LLC.

Pace Analytical Services, LLC
575 Broad Hollow Road
Melville, NY 11747
(631)694-3040

QUALIFIERS

Project: Kodak Hawkeye Facility
Pace Project No.: 7029482

DEFINITIONS

DF - Dilution Factor, if reported, represents the factor applied to the reported data due to dilution of the sample aliquot.

ND - Not Detected at or above adjusted reporting limit.

TNTC - Too Numerous To Count

J - Estimated concentration above the adjusted method detection limit and below the adjusted reporting limit.

MDL - Adjusted Method Detection Limit.

PQL - Practical Quantitation Limit.

RL - Reporting Limit.

S - Surrogate

1,2-Diphenylhydrazine decomposes to and cannot be separated from Azobenzene using Method 8270. The result for each analyte is a combined concentration.

Consistent with EPA guidelines, unrounded data are displayed and have been used to calculate % recovery and RPD values.

LCS(D) - Laboratory Control Sample (Duplicate)

MS(D) - Matrix Spike (Duplicate)

DUP - Sample Duplicate

RPD - Relative Percent Difference

NC - Not Calculable.

SG - Silica Gel - Clean-Up

U - Indicates the compound was analyzed for, but not detected.

N-Nitrosodiphenylamine decomposes and cannot be separated from Diphenylamine using Method 8270. The result reported for each analyte is a combined concentration.

Act - Activity

Unc - Uncertainty: SDWA = 1.96 sigma count uncertainty, all other matrices = Expanded Uncertainty (95% confidence interval). Gamma Spec = Expanded Uncertainty (95.4% Confidence Interval)

(MDC) - Minimum Detectable Concentration

Trac - Tracer Recovery (%)

Carr - Carrier Recovery (%)

Pace Analytical is TNI accredited. Contact your Pace PM for the current list of accredited analytes.

TNI - The NELAC Institute.

LABORATORIES

PASI-PA	Pace Analytical Services - Greensburg

ANALYTE QUALIFIERS

N2	The lab does not hold NELAC/TNI accreditation for this parameter.

This report shall not be reproduced, except in full,
without the written consent of Pace Analytical Services, LLC.

Pace Analytical Services, LLC
575 Broad Hollow Road
Melville, NY 11747
(631)694-3040

QUALITY CONTROL DATA CROSS REFERENCE TABLE

Project: Kodak Hawkeye Facility
Pace Project No.: 7029482

Lab ID	Sample ID	QC Batch Method	QC Batch	Analytical Method	Analytical Batch
7029482001	**SB-29**	HSL-300	272891		
7029482002	**SB-31**	HSL-300	272891		
7029482003	**IB5SW2**	HSL-300	272234		
7029482004	**IB12SW**	HSL-300	272234		
7029482005	**MW-11**	HSL-300	272234		
7029482006	**MW-12**	HSL-300	272234		
7029482007	**IB11AW**	HSL-300	272234		
7029482008	**IB6NE**	HSL-300	272234		
7029482009	**IB5SW**	HSL-300	272234		

This report shall not be reproduced, except in full,
without the written consent of Pace Analytical Services, LLC.

Pace Analytical®
www.pacelabs.com

CHAIN-OF-CUSTODY / Analytical Request Document

The Chain-of-Custody is a LEGAL DOCUMENT. All relevant fields must be completed accurately.

Page: 1 of 1

2201122

Section A Required Client Information:

Company: LaBella Associates
Address: 300 State Street, Rochester, NY 14614
Email To: ABrett@LaBellaPC.com; AAquilina@LaBellaPC.com
Phone: 585-295-6289 Fax:
Requested Due Date/TAT: Standard

Section B Required Project Information:

Report To: Ann Aquilina / Alex Brett
Copy To:
Purchase Order No.: 2172124
Project Name: Kodak Hawkeye Facility
Project Number: 2172124

Section C Invoice Information:

Attention: AP@LaBellaPC.com
Company Name: same
Address:
Pace Quote Reference: 00040092
Pace Project Manager: Lauren Byrnd
Pace Profile #:

REGULATORY AGENCY: ☐ NPDES ☐ GROUND WATER ☐ DRINKING WATER ☐ UST ☐ RCRA ☐ OTHER

Site Location STATE: NY

WO#: 7029482

Section D Required Client Information

Matrix Codes (MATRIX / CODE): Drinking Water DW; Water WT; Waste Water WW; Product P; Soil/Solid SL; Oil OL; Wipe WP; Air AR; Tissue TS; Other OT

SAMPLE ID (A-Z, 0-9 / ,-) Sample IDs MUST BE UNIQUE

Requested Analysis Filtered (Y/N): Thorium Isotopes

ITEM #	SAMPLE ID	MATRIX CODE (see valid codes to left)	SAMPLE TYPE (G=GRAB C=COMP)	COLLECTED Composite Start DATE	Composite Start TIME	Composite End/Grab DATE	Composite End/Grab TIME	SAMPLE TEMP AT COLLECTION	# OF CONTAINERS	Unpreserved	H_2SO_4	HNO_3	HCl	NaOH	$Na_2S_2O_3$	Methanol	Other	Analysis Test	Thorium Isotopes	Residual Chlorine	Pace Project No./ Lab I.D.
1	SB-29	SL	G			9/6/17	1345	N/A	4	X									X		001
2	SB-31	SL	G			9/6/17	1600		2	X									X		002
3	IB5SW2	WT	G			9/6/17	1410		1			X							X		003
4	IB12SW	WT	G			9/6/17	1520		1			X							X		004
5	MW-11	WT	G			9/7/17	1015		1			X							X		005
6	MW-12	WT	G			9/7/17	1605		1			X							X		006
7	IB11AW	WT	G			9/7/17	0850		1			X							X		007
8	IB6NE	WT	G			9/7/17	1035		1			X							X		008
9	IB5SW	WT	G			9/7/17	1635		1			X							X		009
10																					
11																					
12																					

ADDITIONAL COMMENTS	RELINQUISHED BY / AFFILIATION	DATE	TIME	ACCEPTED BY / AFFILIATION	DATE	TIME	SAMPLE CONDITIONS
0.2 pCi/g detection limit soil	[signature] / LaBella	9/8/17	1220p	[signature] PACE	9/8/17	1220p	[signature] 9/9/17
0.2 pCi/L detection limit water	[signature] PACE	9/8/17	1700	Alyma R Vinchoney Pace	9/9/17	1100	4.0 Y Y Y
Report Thorium-228,							
Thorium-230, Thorium-232							

Temp in °C | Received on Ice (Y/N) | Custody Sealed Cooler (Y/N) | Samples Intact (Y/N)

ORIGINAL

SAMPLER NAME AND SIGNATURE
PRINT Name of SAMPLER: ALEXANDER BRETT
SIGNATURE of SAMPLER: [signature] DATE Signed (MM/DD/YY): 09/07/17

*Important Note: By signing this form you are accepting Pace's NET 30 day payment terms and agreeing to late charges of 1.5% per month for any invoices not paid within 30 days.

F-ALL-Q-020rev.07, 15-May-2007

CENTEK LABORATORIES, LLC

143 Midler Park Drive * Syracuse, NY 13206
Phone (315) 431-9730 * Emergency 24/7 (315) 416-2752
NYSDOH ELAP Certificate No. 11830

Analytical Report

Alex Brett
LaBella Associates, P.C.
300 State Street, Suite 201
Rochester, NY 14614

TEL: (585) 454-6110
FAX (585) 454-3066

Thursday, September 21, 2017
Order No.: C1709046

RE: Kodak Hawkeye Facility

Dear Alex Brett:

Centek Laboratories, LLC received 19 sample(s) on 9/14/2017 for the analyses presented in the following report.

I certify that this data package is in compliance with the terms and conditions of the Contract, both technically and for completeness. Release of the data contained in this hardcopy data package and/or in the computer readable data submitted has been authorized by the Laboratory Manager or his designee, as verified by the following signature.

All method blanks, laboratory spikes, and/or matrix spikes met quality assurance objective except as indicated in the case narrative. All samples were received and analyzed within the EPA recommended holding times. Test results are not Method Blank (MB) corrected for contamination.

Centek Laboratories is distinctively qualified to meet your needs for precise and timely volatile organic compound analysis. We perform all analyses according to EPA, NIOSH or OSHA-approved analytical methods. Centek Laboratories is dedicated to providing quality analyses and exceptional customer service. Samples were analyzed using the methods outlined in the following references:

Compendium of Methods for the Determination of Toxic Organic Compounds, Compendium Method TO-15, January 1999.

Centek Laboratories SOP TS-80

Analytical results relate to samples as received at laboratory. We do our best to make our reporting format clear and understandable and hope you are thoroughly satisfied with our services.

Please contact your client service representative at (315) 431-9730 or myself, if you would like any additional information regarding this report.

This report cannot be reproduced except in its entirety, without prior written authorization.

Sincerely,

William Dobbin
Lead Technical Director

Disclaimer: The test results and procedures utilized, and laboratory interpretations of the data obtained by Centek as contained in this report are believed by Centek to be accurate and reliable for sample(s) tested. In accepting this report, the customer agrees that the full extent of any and all liability for actual and consequential damages of Centek for the services performed shall be equal to the fee charged to the customer for the services as liquidated damages. ELAP does not offer certification for the following parameters by this method at present time, they are: 4-ethyltoluene, ethyl acetate, propylene, tetrahydrofuran, 4-PCH, sulfur derived and silcon series compounds.

Centek Laboratories, LLC Terms and Conditions

Sample Submission

All samples sent to Centek Laboratories should be accompanied by our Request for Analysis Form or Chain of Custody Form. A Chain of Custody will be provided with each order shipped for all sampling events, or if needed, one is available at our website www.CentekLabs.com. Samples received after 3:00pm are considered to be a part of the next day's business.

Sample Media

Samples can be collected in an canister or a Tedlar bag. Depending on your analytical needs, Centek Laboratories may receive a bulk, liquid, soil or other matrix sample for headspace analysis.

Blanks

Every sample is run with a surrogate or tracer compound at a pre-established concentration. The surrogate compound run with each sample is used as a standard to measure the performance of each run of the instrument. If required, a Minican can be provided containing nitrogen to be run as a trip blank with your samples.

Sampling Equipment

Centek Laboratories will be happy to provide the canisters to carry-out your sampling event at no charge. The necessary accessories, such as regulators, tubing or personal sampling belts, are also provided to meet your sampling needs. The customer is responsible for all shipping charges to the client's destination and return shipping to the laboratory. Client assumes all responsibility for lost, stolen and any dameges of equipment.

Turn Around time (TAT)

Centek Laboratories will provide results to its clients in one business-week by 6:00pm EST after receipt of samples. For example, if samples are received on a Monday they are due on the following Monday by 6:00pm EST. Results are faxed or emailed to the requested location indicated on the Chain of Custody. Non-routine analysis may require more than the one business-week turnaround time. Please confirm non-routine sample turnaround times.

Reporting

Results are emailed or faxed at no additional charge. A hard copy of the result report is mailed within 24 hours of the faxing or emailing of your results. Cat "B" like packages are within 3-4 weeks from time of analysis. Standard Electronic Disk Deliverables (EDD) is also available at no additional charge.

Payment Terms

Payment for all purchases shall be due within 30 days from date of invoice. The client agrees to pay a finance charge of 1.5% per month on the overdue balance and cost of collection, including attorney fees, if collection proceedings are necessary. You must have a completed credit application on file to extend credit. Purchase orders or checks information must be submitted for us to release results

Rush Turnaround Samples

Expedited turn around times is available. Please confirm rush turnaround times with Client Services before submitting samples.

Applicable Surcharges for Rush Turnaround Samples:
Same day TAT = 200%
Next business day TAT by Noon = 150%
Next business day TAT by 6:00pm = 100%
Second business day TAT by 6:00pm = 75%
Third business day TAT by 6:00pm = 50%
Fourth business day TAT by 6:00pm = 35%
Fifth business day = Standard

Statement of Confidentiality

Centek Laboratories, LLC is aware of the importance of the confidentiality of results to many of our clients. Your name and data will be held in the strictest of confidence. We will not accept business that may constitute a conflict of interest. We commonly sign Confidential Nondisclosure Agreements with clients prior to beginning work. All research, results and reports will be kept strictly confidential. Secrecy Agreements and Disclosure Statements will be signed for the client if so specified. Results will be provided only to the addressee specified on the Chain of Custody Form submitted with the samples unless law requires release. Written permission is required from the addressee to release results to any other party.

Limitation on Liability

Centek Laboratories, LLC warrants the test results to be accurate to the methodology and sample type for each sample submitted to Centek Laboratories, LLC. In no event shall Centek Laboratories, LLC be liable for direct, indirect, special, punitive, incidental, exemplary or consequential damages, or any damages whatsoever, even if Centek Laboratories, LLC has been previously advised of the possibility of such damages whether in an action under contract, negligence, or any other theory, arising out of or in connection with the use, inability to use or performance of the information, services, products and materials available from the laboratory or this site. These limitations shall apply notwithstanding any failure of essential purpose of any limited remedy. Because some jurisdictions do not allow limitations on how long an implied warranty lasts, or the exclusion or limitation of liability for consequential or incidental damages, the above limitations may not apply to you. This is a comprehensive limitation of

liability that applies to all damages of any kind, including (without limitation) compensatory, direct, indirect or consequential damages, loss of data, income or profit and or loss of or damage to property and claims of third parties.

CENTEK LABORATORIES, LLC

Date: *26-Sep-17*

CLIENT: LaBella Associates, P.C.

Project: Kodak Hawkeye Facility

Lab Order: C1709046

CASE NARRATIVE

Samples were analyzed using the methods outlined in the following references:

Centek Laboratories, LLC SOP TS-80
Compendium of Methods for the Determination of Toxic Organic Compounds, Compendium Method TO-15, January 1999

All method blanks, laboratory spikes, and/or matrix spikes met quality assurance objective except as indicated in the corrective action report(s). All samples were received and analyzed within the EPA recommended holding times. Test results are not Method Blank (MB) corrected for contamination.

NYSDEC ASP samples:
Canisters should be evacuated to a reading of less than or equal to 50 millitorr prior to shipment to sampling personnel. The vacuum in the canister will be field checked prior to sampling, and must read 28" of Hg (±2", vacuum, absolute) before a sample can be collected. After the sample has been collected, the pressure of the canister will be read and recorded again, and must be 5" of Hg (±1", vacuum, absolute) for the sample to be valid. Once received at the laboratory, the canister vacuum should be confirmed to be 5" of Hg,±1". Please record and report the pressure/vacuum of received canisters on the sample receipt paperwork. A pressure/vacuum reading should also be taken just prior to the withdrawal of sample from the canister, and recorded on the sample preparation log sheet. All regulators are calibrated to meet these requirements before they leave the laboratory. However, due to environmental conditions and use of the equipment Centek can not guarantee that this criteria can always be achieved.

Centek Labs - Chain of Custody

Centek Laboratories

143 Midler Park Drive
Syracuse, NY 13206
315-431-9730
www.CentekLabs.com

Vapor Intrusion & IAQ

Site Name: Kodak Hawkeye Facility
Project: 2172124
PO#:
Quote # Q-SP
Canister Order #: 6721

Detection Limit	Report Level
☐ 5ppbv	☑ Level I
☑ 1ug/M3	☐ Level II
☑ 1ug/M3 +TCE .25	☐ Cat "B" Like

TAT Turnaround Time:	Check One	Rush TAT Surcharge %	Due Date:
5 Business Days	☑	0%	
4 Business Days	☐	25%	
3 Business Days	☐	50%	
2 Business Days	☐	75%	
*Next Day by 5pm	☐	100%	
*Next Day by Noon	☐	150%	
*Same Day	☐	200%	

*For Same and Next Day TAT Please Notify Lab

Company: LaBella Associates

Report to:
Address: 300 State Street
City, State, Zip Rochester, NY 14614
Email: aengelbert@labellapc.com; abrett@labellapc.com; nguilina@labellapc.com
Phone: 585-454-6110

Company: Check Here If Same: ☑

Invoice to:
Address:
City, State, Zip
Email: ap@labellapc.com
Phone:

Sample ID	Date Sampled	Canister Number	Regulator Number	Analysis Request	Field Vacuum Start / Stop	Labs Vacuum** Rec'd/Analysis	Comments
SS-04	9/8/2017	571	337	TO-15	-29 / -5.0	-3 / -3	
IAQ-04	9/8/2017	239	256	TO-15	-29.5 / -5.0	-3 / -3	
SS-06	9/8/2017	1187	340	TO-15	-28 / -5.5	-5 / -5	
IAQ-06	9/8/2017	363	437	TO-15	-30+ / -5.5	-4 / -4	
SS-01	9/8/2017	496	265	TO-15	-30+ / -16.0	-15 / -14	
IAQ-01	9/8/2017	89	295	TO-15	-30+ / -2.5	-5 / -5	
SS-02	9/8/2017	569	310	TO-15	-30 / -5.0	-4 / -4	
IAQ-02	9/8/2017	544	346	TO-15	-30+ / -15.0	-12 / -12	
SS-03	9/8/2017	~~599~~ 1183	~~1161~~ 300	TO-15	-30+ / -5.5	-4 / -4	
IAQ-03	9/8/2017	599	1161	TO-15	-30 / -5.0	-3 / -4	
SS-05	9/8/2017	234	258	TO-15	-30+ / -5.5	-4 / -4	
IAQ-05	9/8/2017	94	378	TO-15	-30 / -6.0	-4 / -4	
~~SS-06~~ SS-07	9/8/2017	191	259	TO-15	-30 / -7.0	-6 / -6	
IAQ-07	9/8/2017	225	281	TO-15	-30 / -8.75	-8 / -8	
SS-08	9/8/2017	242	298	TO-15	-30 / -10.25	-9 / -9	
IAQ-08	9/8/2017	564	447	TO-15	-30 / -4.5	-3 / -3	
SS-09	9/8/2017	158	433	TO-15	-30+ / -4.0	-3 / -4	
IAQ-09	9/8/2017	1190	379	TO-15	-28 / -4.0	-4 / -4	

Chain of Custody	Print Name	Signature	Date/Time
Sampled by:	Allan Engelbert	[signature]	9/8/2017-1730
Relinquished by:	Allan Engelbert	[signature]	9/11/2017-1650
Received at Lab by:	Jan Scola	[signature]	9.14.17

Courier: CIRCLE ONE
FedEx UPS Pickup/Dropoff

**For LAB USE ONLY
Work Order # C1709046

*** By signing Centek Labs Chain of Custody, you are accepting Centek Labs Terms and Conditions listed on the reverse side.

Centek Labs - Chain of Custody

Centek Laboratories

143 Midler Park Drive
Syracuse, NY 13206
315-431-9730
www.CentekLabs.com

Vapor Intrusion & IAQ

Site Name: Kodak Hawkeye Facility
Project: 2172124
PO#:
Quote # Q-SP
Canister Order #: 6721

Detection Limit	Report Level
☐ 5ppbv	☑ Level I
☑ 1ug/M3	☐ Level II
☑ 1ug/M3 +TCE .25	☐ Cat "B" Like

TAT Turnaround Time:	Check One	Rush TAT Surcharge %	Due Date:
5 Business Days	☑	0%	
4 Business Days	☐	25%	
3 Business Days	☐	50%	
2 Business Days	☐	75%	
*Next Day by 5pm	☐	100%	
*Next Day by Noon	☐	150%	
*Same Day	☐	200%	

*For Same and Next Day TAT Please Notify Lab

Company: Labella Associates

Report to:
Address: 300 State Street
City, State, Zip Rochester, NY 14614
Email: aengelbert@labellapc.com, abrett@labellapc.com, aaquilina@labellapc.com
Phone: 585-454-6110

Company:
Check Here If Same: ☑

Invoice to:
Address:
City, State, Zip
Email: lep@labellapc.com
Phone:

Sample ID	Date Sampled	Canister Number	Regulator Number	Analysis Request	Field Vacuum Start / Stop	Labs Vacuum** RecV/Analysis	Comments
Outdoor Air	9/8/2017	558	339	TO-15	-30+ / -4.0	-2 / -3	
					/	/	
					/	/	
					/	/	
					/	/	
					/	/	
					/	/	
					/	/	
					/	/	
					/	/	
					/	/	
					/	/	
					/	/	
					/	/	
					/	/	
					/	/	
					/	/	
					/	/	

Chain of Custody	Print Name	Signature	Date/Time
Sampled by:	Allan Engelbert	[signature]	9-8-2017/1730
Relinquished by:	Allan Engelbert	[signature]	9-11-2017/1650
Received at Lab by:	Jan Scale	[signature]	9.14.17

Courier: CIRCLE ONE
FedEx UPS Pickup/Dropoff
**For LAB USE ONLY
Work Order # C1709046

*** By signing Centek Labs Chain of Custody, you are accepting Centek Labs Terms and Conditions listed on the reverse side.

CENTEK LABORATORIES, LLC

Sample Receipt Checklist

Client Name LABELLA - ROCHESTER

Date and Time Receive 9/14/2017

Work Order Numbe C1709046

Received by JDS

Checklist completed by _____ Signature | 9-14-17 Date

Reviewed by WD Initials | 9/14/17 Date

Matrix:

Carrier name FedEx Ground

Shipping container/cooler in good condition?	Yes ☑	No ☐	Not Presen ☐
Custody seals intact on shippping container/cooler?	Yes ☐	No ☐	Not Presen ☑
Custody seals intact on sample bottles?	Yes ☐	No ☐	Not Presen ☑
Chain of custody present?	Yes ☑	No ☐	
Chain of custody signed when relinquished and received?	Yes ☑	No ☐	
Chain of custody agrees with sample labels?	Yes ☑	No ☐	
Samples in proper container/bottle?	Yes ☑	No ☐	
Sample containers intact?	Yes ☑	No ☐	
Sufficient sample volume for indicated test?	Yes ☑	No ☐	
All samples received within holding time?	Yes ☑	No ☐	
Container/Temp Blank temperature in compliance?	Yes ☑	No ☐	
Water - VOA vials have zero headspace?	No VOA vials submitted ☑	Yes ☐	No ☐
Water - pH acceptable upon receipt?	Yes ☐	No ☑	

Adjusted? _____ Checked b _____

Any No and/or NA (not applicable) response must be detailed in the comments section be

Client contacted _____ Date contacted: _____ Person contacted _____

Contacted by: _____ Regarding: _____

Comments: _____

Corrective Action _____

CENTEK LABORATORIES, LLC

Date: *26-Sep-17*

CLIENT: LaBella Associates, P.C.
Project: Kodak Hawkeye Facility
Lab Order: C1709046

Work Order Sample Summary

Lab Sample ID	Client Sample ID	Tag Number	Collection Date	Date Received
C1709046-001A	SS-04	571,337	9/8/2017	9/14/2017
C1709046-002A	IAQ-04	239,256	9/8/2017	9/14/2017
C1709046-003A	SS-06	1187,340	9/8/2017	9/14/2017
C1709046-004A	IAQ-06	763,437	9/8/2017	9/14/2017
C1709046-005A	SS-01	496,265	9/8/2017	9/14/2017
C1709046-006A	IAQ-01	89,295	9/8/2017	9/14/2017
C1709046-007A	SS-02	569,310	9/8/2017	9/14/2017

CLIENT: LaBella Associates, P.C.
Project: Kodak Hawkeye Facility
Lab Order: C1709046

Work Order Sample Summary

Lab Sample ID	Client Sample ID	Tag Number	Collection Date	Date Received
C1709046-008A	IAQ-02	544,346	9/8/2017	9/14/2017
C1709046-009A	SS-03	1183,300	9/8/2017	9/14/2017
C1709046-010A	IAQ-03	599,1161	9/8/2017	9/14/2017
C1709046-011A	SS-05	234,258	9/8/2017	9/14/2017
C1709046-012A	IAQ-05	94,378	9/8/2017	9/14/2017
C1709046-013A	SS-07	191,259	9/8/2017	9/14/2017
C1709046-014A	IAQ-07	225,281	9/8/2017	9/14/2017
C1709046-015A	SS-08	242,298	9/8/2017	9/14/2017

CLIENT: LaBella Associates, P.C.
Project: Kodak Hawkeye Facility
Lab Order: C1709046

Work Order Sample Summary

Lab Sample ID	Client Sample ID	Tag Number	Collection Date	Date Received
C1709046-016A	IAQ-08	564,447	9/8/2017	9/14/2017
C1709046-017A	SS-09	158,433	9/8/2017	9/14/2017
C1709046-018A	IAQ-09	1190,379	9/8/2017	9/14/2017
C1709046-019A	Outdoor Air	558,339	9/8/2017	9/14/2017

Centek Laboratories, LLC

26-Sep-17

Lab Order: C1709046
Client: LaBella Associates, P.C.
Project: Kodak Hawkeye Facility

DATES REPORT

Sample ID	Client Sample ID	Collection Date	Matrix	Test Name	TCLP Date	Prep Date	Analysis Date
C1709046-001A	SS-04	9/8/2017	Air	1ug/M3 by Method TO15			9/20/2017
				1ug/M3 by Method TO15			9/20/2017
				1ug/M3 by Method TO15			9/20/2017
				1ug/M3 by Method TO15			9/19/2017
C1709046-002A	IAQ-04			1ug/m3 w/ 0.25ug/M3 CT-TCE-VC			9/15/2017
				1ug/m3 w/ 0.25ug/M3 CT-TCE-VC			9/18/2017
C1709046-003A	SS-06			1ug/M3 by Method TO15			9/19/2017
				1ug/M3 by Method TO15			9/20/2017
				1ug/M3 by Method TO15			9/20/2017
				1ug/M3 by Method TO15			9/20/2017
C1709046-004A	IAQ-06			1ug/m3 w/ 0.25ug/M3 CT-TCE-VC			9/15/2017
				1ug/m3 w/ 0.25ug/M3 CT-TCE-VC			9/18/2017
C1709046-005A	SS-01			1ug/M3 by Method TO15			9/20/2017
				1ug/M3 by Method TO15			9/20/2017
				1ug/M3 by Method TO15			9/19/2017
C1709046-006A	IAQ-01			1ug/m3 w/ 0.25ug/M3 CT-TCE-VC			9/15/2017
C1709046-007A	SS-02			1ug/M3 by Method TO15			9/19/2017
				1ug/M3 by Method TO15			9/20/2017
				1ug/M3 by Method TO15			9/20/2017
C1709046-008A	IAQ-02			1ug/m3 w/ 0.25ug/M3 CT-TCE-VC			9/15/2017
				1ug/m3 w/ 0.25ug/M3 CT-TCE-VC			9/18/2017
C1709046-009A	SS-03			1ug/M3 by Method TO15			9/20/2017
				1ug/M3 by Method TO15			9/19/2017
C1709046-010A	IAQ-03			1ug/m3 w/ 0.25ug/M3 CT-TCE-VC			9/18/2017
				1ug/m3 w/ 0.25ug/M3 CT-TCE-VC			9/15/2017
C1709046-011A	SS-05			1ug/M3 by Method TO15			9/19/2017
				1ug/M3 by Method TO15			9/20/2017
				1ug/M3 by Method TO15			9/20/2017

Centek Laboratories, LLC

26-Sep-17

Lab Order: C1709046
Client: LaBella Associates, P.C.
Project: Kodak Hawkeye Facility

DATES REPORT

Sample ID	Client Sample ID	Collection Date	Matrix	Test Name	TCLP Date	Prep Date	Analysis Date
C1709046-012A	IAQ-05	9/8/2017	Air	1ug/m3 w/ 0.25ug/M3 CT-TCE-VC			9/15/2017
				1ug/m3 w/ 0.25ug/M3 CT-TCE-VC			9/18/2017
C1709046-013A	SS-07			1ug/M3 by Method TO15			9/19/2017
				1ug/M3 by Method TO15			9/20/2017
				1ug/M3 by Method TO15			9/20/2017
C1709046-014A	IAQ-07			1ug/m3 w/ 0.25ug/M3 CT-TCE-VC			9/18/2017
				1ug/m3 w/ 0.25ug/M3 CT-TCE-VC			9/15/2017
C1709046-015A	SS-08			1ug/M3 by Method TO15			9/20/2017
				1ug/M3 by Method TO15			9/19/2017
				1ug/M3 by Method TO15			9/20/2017
C1709046-016A	IAQ-08			1ug/m3 w/ 0.25ug/M3 CT-TCE-VC			9/15/2017
				1ug/m3 w/ 0.25ug/M3 CT-TCE-VC			9/18/2017
C1709046-017A	SS-09			1ug/M3 by Method TO15			9/19/2017
				1ug/M3 by Method TO15			9/20/2017
				1ug/M3 by Method TO15			9/20/2017
C1709046-018A	IAQ-09			1ug/m3 w/ 0.25ug/M3 CT-TCE-VC			9/15/2017
				1ug/m3 w/ 0.25ug/M3 CT-TCE-VC			9/18/2017
C1709046-019A	Outdoor Air			1ug/m3 w/ 0.25ug/M3 CT-TCE-VC			9/18/2017
				1ug/m3 w/ 0.25ug/M3 CT-TCE-VC			9/15/2017

Centek Laboratories, LLC

Date: *21-Sep-17*

CLIENT:	LaBella Associates, P.C.	**Client Sample ID:**	SS-04
Lab Order:	C1709046	**Tag Number:**	571,337
Project:	Kodak Hawkeye Facility	**Collection Date:**	9/8/2017
Lab ID:	C1709046-001A	**Matrix:**	AIR

Analyses	Result	**Limit	Qual	Units	DF	Date Analyzed
FIELD PARAMETERS		**FLD**				Analyst:
Lab Vacuum In	-3			"Hg		9/14/2017
Lab Vacuum Out	-30			"Hg		9/14/2017
1UG/M3 BY METHOD TO15		**TO-15**				Analyst: **RJP**
1,1,1-Trichloroethane	0.50	0.15		ppbV	1	9/19/2017 2:46:00 PM
1,1,2,2-Tetrachloroethane	< 0.15	0.15		ppbV	1	9/19/2017 2:46:00 PM
1,1,2-Trichloroethane	< 0.15	0.15		ppbV	1	9/19/2017 2:46:00 PM
1,1-Dichloroethane	< 0.15	0.15		ppbV	1	9/19/2017 2:46:00 PM
1,1-Dichloroethene	< 0.15	0.15		ppbV	1	9/19/2017 2:46:00 PM
1,2,4-Trichlorobenzene	< 0.15	0.15		ppbV	1	9/19/2017 2:46:00 PM
1,2,4-Trimethylbenzene	1.4	0.15		ppbV	1	9/19/2017 2:46:00 PM
1,2-Dibromoethane	< 0.15	0.15		ppbV	1	9/19/2017 2:46:00 PM
1,2-Dichlorobenzene	< 0.15	0.15		ppbV	1	9/19/2017 2:46:00 PM
1,2-Dichloroethane	< 0.15	0.15		ppbV	1	9/19/2017 2:46:00 PM
1,2-Dichloropropane	< 0.15	0.15		ppbV	1	9/19/2017 2:46:00 PM
1,3,5-Trimethylbenzene	0.55	0.15		ppbV	1	9/19/2017 2:46:00 PM
1,3-butadiene	< 0.15	0.15		ppbV	1	9/19/2017 2:46:00 PM
1,3-Dichlorobenzene	< 0.15	0.15		ppbV	1	9/19/2017 2:46:00 PM
1,4-Dichlorobenzene	< 0.15	0.15		ppbV	1	9/19/2017 2:46:00 PM
1,4-Dioxane	< 0.30	0.30		ppbV	1	9/19/2017 2:46:00 PM
2,2,4-trimethylpentane	< 0.15	0.15		ppbV	1	9/19/2017 2:46:00 PM
4-ethyltoluene	0.38	0.15		ppbV	1	9/19/2017 2:46:00 PM
Acetone	560	81		ppbV	270	9/20/2017 3:14:00 PM
Allyl chloride	< 0.15	0.15		ppbV	1	9/19/2017 2:46:00 PM
Benzene	7.3	1.5		ppbV	10	9/20/2017 1:10:00 AM
Benzyl chloride	< 0.15	0.15		ppbV	1	9/19/2017 2:46:00 PM
Bromodichloromethane	< 0.15	0.15		ppbV	1	9/19/2017 2:46:00 PM
Bromoform	< 0.15	0.15		ppbV	1	9/19/2017 2:46:00 PM
Bromomethane	< 0.15	0.15		ppbV	1	9/19/2017 2:46:00 PM
Carbon disulfide	8.5	1.5		ppbV	10	9/20/2017 1:10:00 AM
Carbon tetrachloride	< 0.15	0.15		ppbV	1	9/19/2017 2:46:00 PM
Chlorobenzene	< 0.15	0.15		ppbV	1	9/19/2017 2:46:00 PM
Chloroethane	< 0.15	0.15		ppbV	1	9/19/2017 2:46:00 PM
Chloroform	0.22	0.15		ppbV	1	9/19/2017 2:46:00 PM
Chloromethane	0.72	0.15		ppbV	1	9/19/2017 2:46:00 PM
cis-1,2-Dichloroethene	< 0.15	0.15		ppbV	1	9/19/2017 2:46:00 PM
cis-1,3-Dichloropropene	< 0.15	0.15		ppbV	1	9/19/2017 2:46:00 PM
Cyclohexane	12	1.5		ppbV	10	9/20/2017 1:10:00 AM
Dibromochloromethane	< 0.15	0.15		ppbV	1	9/19/2017 2:46:00 PM
Ethyl acetate	< 0.15	0.15		ppbV	1	9/19/2017 2:46:00 PM

Qualifiers:

**	Quantitation Limit	.	Results reported are not blank corrected
B	Analyte detected in the associated Method Blank	E	Estimated Value above quantitation range
H	Holding times for preparation or analysis exceeded	J	Analyte detected below quantitation limit
JN	Non-routine analyte. Quantitation estimated.	ND	Not Detected at the Limit of Detection
S	Spike Recovery outside accepted recovery limits		

Centek Laboratories, LLC

Date: *21-Sep-17*

CLIENT:	LaBella Associates, P.C.	**Client Sample ID:**	SS-04
Lab Order:	C1709046	**Tag Number:**	571,337
Project:	Kodak Hawkeye Facility	**Collection Date:**	9/8/2017
Lab ID:	C1709046-001A	**Matrix:**	AIR

Analyses	Result	**Limit	Qual	Units	DF	Date Analyzed
1UG/M3 BY METHOD TO15		**TO-15**				Analyst: **RJP**
Ethylbenzene	0.30	0.15		ppbV	1	9/19/2017 2:46:00 PM
Freon 11	2.2	0.15		ppbV	1	9/19/2017 2:46:00 PM
Freon 113	0.19	0.15		ppbV	1	9/19/2017 2:46:00 PM
Freon 114	< 0.15	0.15		ppbV	1	9/19/2017 2:46:00 PM
Freon 12	0.59	0.15		ppbV	1	9/19/2017 2:46:00 PM
Heptane	22	14		ppbV	90	9/20/2017 1:46:00 AM
Hexachloro-1,3-butadiene	< 0.15	0.15		ppbV	1	9/19/2017 2:46:00 PM
Hexane	22	14		ppbV	90	9/20/2017 1:46:00 AM
Isopropyl alcohol	19	1.5		ppbV	10	9/20/2017 1:10:00 AM
m&p-Xylene	0.70	0.30		ppbV	1	9/19/2017 2:46:00 PM
Methyl Butyl Ketone	< 0.30	0.30		ppbV	1	9/19/2017 2:46:00 PM
Methyl Ethyl Ketone	8.9	3.0		ppbV	10	9/20/2017 1:10:00 AM
Methyl Isobutyl Ketone	< 0.30	0.30		ppbV	1	9/19/2017 2:46:00 PM
Methyl tert-butyl ether	< 0.15	0.15		ppbV	1	9/19/2017 2:46:00 PM
Methylene chloride	5.6	1.5		ppbV	10	9/20/2017 1:10:00 AM
o-Xylene	0.32	0.15		ppbV	1	9/19/2017 2:46:00 PM
Propylene	< 0.15	0.15		ppbV	1	9/19/2017 2:46:00 PM
Styrene	0.22	0.15		ppbV	1	9/19/2017 2:46:00 PM
Tetrachloroethylene	1.5	0.15		ppbV	1	9/19/2017 2:46:00 PM
Tetrahydrofuran	< 0.15	0.15		ppbV	1	9/19/2017 2:46:00 PM
Toluene	7.2	1.5		ppbV	10	9/20/2017 1:10:00 AM
trans-1,2-Dichloroethene	< 0.15	0.15		ppbV	1	9/19/2017 2:46:00 PM
trans-1,3-Dichloropropene	< 0.15	0.15		ppbV	1	9/19/2017 2:46:00 PM
Trichloroethene	14	1.5		ppbV	10	9/20/2017 1:10:00 AM
Vinyl acetate	< 0.15	0.15		ppbV	1	9/19/2017 2:46:00 PM
Vinyl Bromide	< 0.15	0.15		ppbV	1	9/19/2017 2:46:00 PM
Vinyl chloride	0.90	0.15		ppbV	1	9/19/2017 2:46:00 PM
Surr: Bromofluorobenzene	96.0	70-130		%REC	1	9/19/2017 2:46:00 PM

Qualifiers:

**	Quantitation Limit	.	Results reported are not blank corrected
B	Analyte detected in the associated Method Blank	E	Estimated Value above quantitation range
H	Holding times for preparation or analysis exceeded	J	Analyte detected below quantitation limit
JN	Non-routine analyte. Quantitation estimated.	ND	Not Detected at the Limit of Detection
S	Spike Recovery outside accepted recovery limits		

Centek Laboratories, LLC

Date: *21-Sep-17*

CLIENT:	LaBella Associates, P.C.	**Client Sample ID:**	IAQ-04
Lab Order:	C1709046	**Tag Number:**	239,256
Project:	Kodak Hawkeye Facility	**Collection Date:**	9/8/2017
Lab ID:	C1709046-002A	**Matrix:**	AIR

Analyses	Result	**Limit	Qual	Units	DF	Date Analyzed
FIELD PARAMETERS		**FLD**				Analyst:
Lab Vacuum In	-3			"Hg		9/14/2017
Lab Vacuum Out	-30			"Hg		9/14/2017
1UG/M3 W/ 0.25UG/M3 CT-TCE-VC		**TO-15**				Analyst: **RJP**
1,1,1-Trichloroethane	< 0.15	0.15		ppbV	1	9/15/2017 12:13:00 PM
1,1,2,2-Tetrachloroethane	< 0.15	0.15		ppbV	1	9/15/2017 12:13:00 PM
1,1,2-Trichloroethane	< 0.15	0.15		ppbV	1	9/15/2017 12:13:00 PM
1,1-Dichloroethane	< 0.15	0.15		ppbV	1	9/15/2017 12:13:00 PM
1,1-Dichloroethene	< 0.15	0.15		ppbV	1	9/15/2017 12:13:00 PM
1,2,4-Trichlorobenzene	< 0.15	0.15		ppbV	1	9/15/2017 12:13:00 PM
1,2,4-Trimethylbenzene	0.12	0.15	J	ppbV	1	9/15/2017 12:13:00 PM
1,2-Dibromoethane	< 0.15	0.15		ppbV	1	9/15/2017 12:13:00 PM
1,2-Dichlorobenzene	< 0.15	0.15		ppbV	1	9/15/2017 12:13:00 PM
1,2-Dichloroethane	< 0.15	0.15		ppbV	1	9/15/2017 12:13:00 PM
1,2-Dichloropropane	< 0.15	0.15		ppbV	1	9/15/2017 12:13:00 PM
1,3,5-Trimethylbenzene	< 0.15	0.15		ppbV	1	9/15/2017 12:13:00 PM
1,3-butadiene	< 0.15	0.15		ppbV	1	9/15/2017 12:13:00 PM
1,3-Dichlorobenzene	< 0.15	0.15		ppbV	1	9/15/2017 12:13:00 PM
1,4-Dichlorobenzene	< 0.15	0.15		ppbV	1	9/15/2017 12:13:00 PM
1,4-Dioxane	< 0.30	0.30		ppbV	1	9/15/2017 12:13:00 PM
2,2,4-trimethylpentane	< 0.15	0.15		ppbV	1	9/15/2017 12:13:00 PM
4-ethyltoluene	< 0.15	0.15		ppbV	1	9/15/2017 12:13:00 PM
Acetone	7.0	3.0		ppbV	10	9/18/2017 12:12:00 PM
Allyl chloride	< 0.15	0.15		ppbV	1	9/15/2017 12:13:00 PM
Benzene	0.15	0.15		ppbV	1	9/15/2017 12:13:00 PM
Benzyl chloride	< 0.15	0.15		ppbV	1	9/15/2017 12:13:00 PM
Bromodichloromethane	< 0.15	0.15		ppbV	1	9/15/2017 12:13:00 PM
Bromoform	< 0.15	0.15		ppbV	1	9/15/2017 12:13:00 PM
Bromomethane	< 0.15	0.15		ppbV	1	9/15/2017 12:13:00 PM
Carbon disulfide	< 0.15	0.15		ppbV	1	9/15/2017 12:13:00 PM
Carbon tetrachloride	0.10	0.040		ppbV	1	9/15/2017 12:13:00 PM
Chlorobenzene	< 0.15	0.15		ppbV	1	9/15/2017 12:13:00 PM
Chloroethane	< 0.15	0.15		ppbV	1	9/15/2017 12:13:00 PM
Chloroform	< 0.15	0.15		ppbV	1	9/15/2017 12:13:00 PM
Chloromethane	0.60	0.15		ppbV	1	9/15/2017 12:13:00 PM
cis-1,2-Dichloroethene	< 0.15	0.15		ppbV	1	9/15/2017 12:13:00 PM
cis-1,3-Dichloropropene	< 0.15	0.15		ppbV	1	9/15/2017 12:13:00 PM
Cyclohexane	< 0.15	0.15		ppbV	1	9/15/2017 12:13:00 PM
Dibromochloromethane	< 0.15	0.15		ppbV	1	9/15/2017 12:13:00 PM
Ethyl acetate	0.14	0.15	J	ppbV	1	9/15/2017 12:13:00 PM

Qualifiers:

**	Quantitation Limit	.	Results reported are not blank corrected
B	Analyte detected in the associated Method Blank	E	Estimated Value above quantitation range
H	Holding times for preparation or analysis exceeded	J	Analyte detected below quantitation limit
JN	Non-routine analyte. Quantitation estimated.	ND	Not Detected at the Limit of Detection
S	Spike Recovery outside accepted recovery limits		

Centek Laboratories, LLC

Date: *21-Sep-17*

CLIENT:	LaBella Associates, P.C.	**Client Sample ID:**	IAQ-04
Lab Order:	C1709046	**Tag Number:**	239,256
Project:	Kodak Hawkeye Facility	**Collection Date:**	9/8/2017
Lab ID:	C1709046-002A	**Matrix:**	AIR

Analyses	Result	**Limit	Qual	Units	DF	Date Analyzed
1UG/M3 W/ 0.25UG/M3 CT-TCE-VC		**TO-15**				Analyst: **RJP**
Ethylbenzene	< 0.15	0.15		ppbV	1	9/15/2017 12:13:00 PM
Freon 11	0.37	0.15		ppbV	1	9/15/2017 12:13:00 PM
Freon 113	< 0.15	0.15		ppbV	1	9/15/2017 12:13:00 PM
Freon 114	< 0.15	0.15		ppbV	1	9/15/2017 12:13:00 PM
Freon 12	0.59	0.15		ppbV	1	9/15/2017 12:13:00 PM
Heptane	0.11	0.15	J	ppbV	1	9/15/2017 12:13:00 PM
Hexachloro-1,3-butadiene	< 0.15	0.15		ppbV	1	9/15/2017 12:13:00 PM
Hexane	0.15	0.15		ppbV	1	9/15/2017 12:13:00 PM
Isopropyl alcohol	1.0	0.15		ppbV	1	9/15/2017 12:13:00 PM
m&p-Xylene	0.12	0.30	J	ppbV	1	9/15/2017 12:13:00 PM
Methyl Butyl Ketone	< 0.30	0.30		ppbV	1	9/15/2017 12:13:00 PM
Methyl Ethyl Ketone	0.24	0.30	J	ppbV	1	9/15/2017 12:13:00 PM
Methyl Isobutyl Ketone	< 0.30	0.30		ppbV	1	9/15/2017 12:13:00 PM
Methyl tert-butyl ether	< 0.15	0.15		ppbV	1	9/15/2017 12:13:00 PM
Methylene chloride	0.76	0.15		ppbV	1	9/15/2017 12:13:00 PM
o-Xylene	< 0.15	0.15		ppbV	1	9/15/2017 12:13:00 PM
Propylene	< 0.15	0.15		ppbV	1	9/15/2017 12:13:00 PM
Styrene	< 0.15	0.15		ppbV	1	9/15/2017 12:13:00 PM
Tetrachloroethylene	< 0.15	0.15		ppbV	1	9/15/2017 12:13:00 PM
Tetrahydrofuran	< 0.15	0.15		ppbV	1	9/15/2017 12:13:00 PM
Toluene	0.28	0.15		ppbV	1	9/15/2017 12:13:00 PM
trans-1,2-Dichloroethene	< 0.15	0.15		ppbV	1	9/15/2017 12:13:00 PM
trans-1,3-Dichloropropene	< 0.15	0.15		ppbV	1	9/15/2017 12:13:00 PM
Trichloroethene	0.14	0.040		ppbV	1	9/15/2017 12:13:00 PM
Vinyl acetate	< 0.15	0.15		ppbV	1	9/15/2017 12:13:00 PM
Vinyl Bromide	< 0.15	0.15		ppbV	1	9/15/2017 12:13:00 PM
Vinyl chloride	< 0.040	0.040		ppbV	1	9/15/2017 12:13:00 PM
Surr: Bromofluorobenzene	81.0	70-130		%REC	1	9/15/2017 12:13:00 PM

Qualifiers:				
	**	Quantitation Limit	.	Results reported are not blank corrected
	B	Analyte detected in the associated Method Blank	E	Estimated Value above quantitation range
	H	Holding times for preparation or analysis exceeded	J	Analyte detected below quantitation limit
	JN	Non-routine analyte. Quantitation estimated.	ND	Not Detected at the Limit of Detection
	S	Spike Recovery outside accepted recovery limits		

Centek Laboratories, LLC

Date: *21-Sep-17*

CLIENT:	LaBella Associates, P.C.	**Client Sample ID:**	SS-06
Lab Order:	C1709046	**Tag Number:**	1187,340
Project:	Kodak Hawkeye Facility	**Collection Date:**	9/8/2017
Lab ID:	C1709046-003A	**Matrix:**	AIR

Analyses	Result	**Limit	Qual	Units	DF	Date Analyzed
FIELD PARAMETERS		**FLD**				Analyst:
Lab Vacuum In	-5			"Hg		9/14/2017
Lab Vacuum Out	-30			"Hg		9/14/2017
1UG/M3 BY METHOD TO15		**TO-15**				Analyst: **RJP**
1,1,1-Trichloroethane	0.16	0.15		ppbV	1	9/19/2017 3:28:00 PM
1,1,2,2-Tetrachloroethane	< 0.15	0.15		ppbV	1	9/19/2017 3:28:00 PM
1,1,2-Trichloroethane	< 0.15	0.15		ppbV	1	9/19/2017 3:28:00 PM
1,1-Dichloroethane	< 0.15	0.15		ppbV	1	9/19/2017 3:28:00 PM
1,1-Dichloroethene	< 0.15	0.15		ppbV	1	9/19/2017 3:28:00 PM
1,2,4-Trichlorobenzene	< 0.15	0.15		ppbV	1	9/19/2017 3:28:00 PM
1,2,4-Trimethylbenzene	1.9	0.15		ppbV	1	9/19/2017 3:28:00 PM
1,2-Dibromoethane	< 0.15	0.15		ppbV	1	9/19/2017 3:28:00 PM
1,2-Dichlorobenzene	< 0.15	0.15		ppbV	1	9/19/2017 3:28:00 PM
1,2-Dichloroethane	< 0.15	0.15		ppbV	1	9/19/2017 3:28:00 PM
1,2-Dichloropropane	< 0.15	0.15		ppbV	1	9/19/2017 3:28:00 PM
1,3,5-Trimethylbenzene	0.71	0.15		ppbV	1	9/19/2017 3:28:00 PM
1,3-butadiene	< 0.15	0.15		ppbV	1	9/19/2017 3:28:00 PM
1,3-Dichlorobenzene	< 0.15	0.15		ppbV	1	9/19/2017 3:28:00 PM
1,4-Dichlorobenzene	< 0.15	0.15		ppbV	1	9/19/2017 3:28:00 PM
1,4-Dioxane	< 0.30	0.30		ppbV	1	9/19/2017 3:28:00 PM
2,2,4-trimethylpentane	< 0.15	0.15		ppbV	1	9/19/2017 3:28:00 PM
4-ethyltoluene	0.47	0.15		ppbV	1	9/19/2017 3:28:00 PM
Acetone	33	12		ppbV	40	9/20/2017 3:00:00 AM
Allyl chloride	< 0.15	0.15		ppbV	1	9/19/2017 3:28:00 PM
Benzene	1.2	0.15		ppbV	1	9/19/2017 3:28:00 PM
Benzyl chloride	< 0.15	0.15		ppbV	1	9/19/2017 3:28:00 PM
Bromodichloromethane	< 0.15	0.15		ppbV	1	9/19/2017 3:28:00 PM
Bromoform	< 0.15	0.15		ppbV	1	9/19/2017 3:28:00 PM
Bromomethane	< 0.15	0.15		ppbV	1	9/19/2017 3:28:00 PM
Carbon disulfide	< 0.15	0.15		ppbV	1	9/19/2017 3:28:00 PM
Carbon tetrachloride	< 0.15	0.15		ppbV	1	9/19/2017 3:28:00 PM
Chlorobenzene	< 0.15	0.15		ppbV	1	9/19/2017 3:28:00 PM
Chloroethane	< 0.15	0.15		ppbV	1	9/19/2017 3:28:00 PM
Chloroform	0.86	0.15		ppbV	1	9/19/2017 3:28:00 PM
Chloromethane	0.55	0.15		ppbV	1	9/19/2017 3:28:00 PM
cis-1,2-Dichloroethene	6.2	1.5		ppbV	10	9/20/2017 2:23:00 AM
cis-1,3-Dichloropropene	< 0.15	0.15		ppbV	1	9/19/2017 3:28:00 PM
Cyclohexane	1.6	0.15		ppbV	1	9/19/2017 3:28:00 PM
Dibromochloromethane	< 0.15	0.15		ppbV	1	9/19/2017 3:28:00 PM
Ethyl acetate	< 0.15	0.15		ppbV	1	9/19/2017 3:28:00 PM

Qualifiers:

**	Quantitation Limit	.	Results reported are not blank corrected
B	Analyte detected in the associated Method Blank	E	Estimated Value above quantitation range
H	Holding times for preparation or analysis exceeded	J	Analyte detected below quantitation limit
JN	Non-routine analyte. Quantitation estimated.	ND	Not Detected at the Limit of Detection
S	Spike Recovery outside accepted recovery limits		

Centek Laboratories, LLC

Date: *21-Sep-17*

CLIENT:	LaBella Associates, P.C.	**Client Sample ID:**	SS-06
Lab Order:	C1709046	**Tag Number:**	1187,340
Project:	Kodak Hawkeye Facility	**Collection Date:**	9/8/2017
Lab ID:	C1709046-003A	**Matrix:**	AIR

Analyses	Result	**Limit	Qual	Units	DF	Date Analyzed
1UG/M3 BY METHOD TO15		**TO-15**				Analyst: **RJP**
Ethylbenzene	0.43	0.15		ppbV	1	9/19/2017 3:28:00 PM
Freon 11	0.34	0.15		ppbV	1	9/19/2017 3:28:00 PM
Freon 113	400	120		ppbV	810	9/20/2017 3:51:00 PM
Freon 114	< 0.15	0.15		ppbV	1	9/19/2017 3:28:00 PM
Freon 12	< 0.15	0.15		ppbV	1	9/19/2017 3:28:00 PM
Heptane	5.4	1.5		ppbV	10	9/20/2017 2:23:00 AM
Hexachloro-1,3-butadiene	< 0.15	0.15		ppbV	1	9/19/2017 3:28:00 PM
Hexane	5.2	1.5		ppbV	10	9/20/2017 2:23:00 AM
Isopropyl alcohol	20	1.5		ppbV	10	9/20/2017 2:23:00 AM
m&p-Xylene	1.2	0.30		ppbV	1	9/19/2017 3:28:00 PM
Methyl Butyl Ketone	< 0.30	0.30		ppbV	1	9/19/2017 3:28:00 PM
Methyl Ethyl Ketone	2.6	3.0	J	ppbV	10	9/20/2017 2:23:00 AM
Methyl Isobutyl Ketone	< 0.30	0.30		ppbV	1	9/19/2017 3:28:00 PM
Methyl tert-butyl ether	< 0.15	0.15		ppbV	1	9/19/2017 3:28:00 PM
Methylene chloride	3.0	1.5		ppbV	10	9/20/2017 2:23:00 AM
o-Xylene	0.49	0.15		ppbV	1	9/19/2017 3:28:00 PM
Propylene	< 0.15	0.15		ppbV	1	9/19/2017 3:28:00 PM
Styrene	0.31	0.15		ppbV	1	9/19/2017 3:28:00 PM
Tetrachloroethylene	0.21	0.15		ppbV	1	9/19/2017 3:28:00 PM
Tetrahydrofuran	< 0.15	0.15		ppbV	1	9/19/2017 3:28:00 PM
Toluene	12	1.5		ppbV	10	9/20/2017 2:23:00 AM
trans-1,2-Dichloroethene	0.28	0.15		ppbV	1	9/19/2017 3:28:00 PM
trans-1,3-Dichloropropene	< 0.15	0.15		ppbV	1	9/19/2017 3:28:00 PM
Trichloroethene	540	120		ppbV	810	9/20/2017 3:51:00 PM
Vinyl acetate	< 0.15	0.15		ppbV	1	9/19/2017 3:28:00 PM
Vinyl Bromide	< 0.15	0.15		ppbV	1	9/19/2017 3:28:00 PM
Vinyl chloride	0.19	0.15		ppbV	1	9/19/2017 3:28:00 PM
Surr: Bromofluorobenzene	111	70-130		%REC	1	9/19/2017 3:28:00 PM

Qualifiers:

**	Quantitation Limit	.	Results reported are not blank corrected
B	Analyte detected in the associated Method Blank	E	Estimated Value above quantitation range
H	Holding times for preparation or analysis exceeded	J	Analyte detected below quantitation limit
JN	Non-routine analyte. Quantitation estimated.	ND	Not Detected at the Limit of Detection
S	Spike Recovery outside accepted recovery limits		

Centek Laboratories, LLC

Date: *21-Sep-17*

CLIENT:	LaBella Associates, P.C.	**Client Sample ID:**	IAQ-06
Lab Order:	C1709046	**Tag Number:**	763,437
Project:	Kodak Hawkeye Facility	**Collection Date:**	9/8/2017
Lab ID:	C1709046-004A	**Matrix:**	AIR

Analyses	Result	**Limit	Qual	Units	DF	Date Analyzed
FIELD PARAMETERS		**FLD**				Analyst:
Lab Vacuum In	-4			"Hg		9/14/2017
Lab Vacuum Out	-30			"Hg		9/14/2017
1UG/M3 W/ 0.25UG/M3 CT-TCE-VC		**TO-15**				Analyst: **RJP**
1,1,1-Trichloroethane	< 0.15	0.15		ppbV	1	9/15/2017 12:54:00 PM
1,1,2,2-Tetrachloroethane	< 0.15	0.15		ppbV	1	9/15/2017 12:54:00 PM
1,1,2-Trichloroethane	< 0.15	0.15		ppbV	1	9/15/2017 12:54:00 PM
1,1-Dichloroethane	< 0.15	0.15		ppbV	1	9/15/2017 12:54:00 PM
1,1-Dichloroethene	< 0.15	0.15		ppbV	1	9/15/2017 12:54:00 PM
1,2,4-Trichlorobenzene	< 0.15	0.15		ppbV	1	9/15/2017 12:54:00 PM
1,2,4-Trimethylbenzene	< 0.15	0.15		ppbV	1	9/15/2017 12:54:00 PM
1,2-Dibromoethane	< 0.15	0.15		ppbV	1	9/15/2017 12:54:00 PM
1,2-Dichlorobenzene	< 0.15	0.15		ppbV	1	9/15/2017 12:54:00 PM
1,2-Dichloroethane	< 0.15	0.15		ppbV	1	9/15/2017 12:54:00 PM
1,2-Dichloropropane	< 0.15	0.15		ppbV	1	9/15/2017 12:54:00 PM
1,3,5-Trimethylbenzene	< 0.15	0.15		ppbV	1	9/15/2017 12:54:00 PM
1,3-butadiene	< 0.15	0.15		ppbV	1	9/15/2017 12:54:00 PM
1,3-Dichlorobenzene	< 0.15	0.15		ppbV	1	9/15/2017 12:54:00 PM
1,4-Dichlorobenzene	< 0.15	0.15		ppbV	1	9/15/2017 12:54:00 PM
1,4-Dioxane	< 0.30	0.30		ppbV	1	9/15/2017 12:54:00 PM
2,2,4-trimethylpentane	< 0.15	0.15		ppbV	1	9/15/2017 12:54:00 PM
4-ethyltoluene	< 0.15	0.15		ppbV	1	9/15/2017 12:54:00 PM
Acetone	6.9	3.0		ppbV	10	9/18/2017 12:49:00 PM
Allyl chloride	< 0.15	0.15		ppbV	1	9/15/2017 12:54:00 PM
Benzene	0.35	0.15		ppbV	1	9/15/2017 12:54:00 PM
Benzyl chloride	< 0.15	0.15		ppbV	1	9/15/2017 12:54:00 PM
Bromodichloromethane	< 0.15	0.15		ppbV	1	9/15/2017 12:54:00 PM
Bromoform	< 0.15	0.15		ppbV	1	9/15/2017 12:54:00 PM
Bromomethane	< 0.15	0.15		ppbV	1	9/15/2017 12:54:00 PM
Carbon disulfide	0.12	0.15	J	ppbV	1	9/15/2017 12:54:00 PM
Carbon tetrachloride	0.10	0.040		ppbV	1	9/15/2017 12:54:00 PM
Chlorobenzene	< 0.15	0.15		ppbV	1	9/15/2017 12:54:00 PM
Chloroethane	< 0.15	0.15		ppbV	1	9/15/2017 12:54:00 PM
Chloroform	0.11	0.15	J	ppbV	1	9/15/2017 12:54:00 PM
Chloromethane	0.74	0.15		ppbV	1	9/15/2017 12:54:00 PM
cis-1,2-Dichloroethene	< 0.15	0.15		ppbV	1	9/15/2017 12:54:00 PM
cis-1,3-Dichloropropene	< 0.15	0.15		ppbV	1	9/15/2017 12:54:00 PM
Cyclohexane	< 0.15	0.15		ppbV	1	9/15/2017 12:54:00 PM
Dibromochloromethane	< 0.15	0.15		ppbV	1	9/15/2017 12:54:00 PM
Ethyl acetate	0.13	0.15	J	ppbV	1	9/15/2017 12:54:00 PM

Qualifiers:

**	Quantitation Limit	.	Results reported are not blank corrected
B	Analyte detected in the associated Method Blank	E	Estimated Value above quantitation range
H	Holding times for preparation or analysis exceeded	J	Analyte detected below quantitation limit
JN	Non-routine analyte. Quantitation estimated.	ND	Not Detected at the Limit of Detection
S	Spike Recovery outside accepted recovery limits		

Centek Laboratories, LLC

Date: *21-Sep-17*

CLIENT:	LaBella Associates, P.C.	**Client Sample ID:**	IAQ-06
Lab Order:	C1709046	**Tag Number:**	763,437
Project:	Kodak Hawkeye Facility	**Collection Date:**	9/8/2017
Lab ID:	C1709046-004A	**Matrix:**	AIR

Analyses	Result	**Limit	Qual	Units	DF	Date Analyzed
1UG/M3 W/ 0.25UG/M3 CT-TCE-VC		**TO-15**				Analyst: **RJP**
Ethylbenzene	< 0.15	0.15		ppbV	1	9/15/2017 12:54:00 PM
Freon 11	0.31	0.15		ppbV	1	9/15/2017 12:54:00 PM
Freon 113	0.21	0.15		ppbV	1	9/15/2017 12:54:00 PM
Freon 114	< 0.15	0.15		ppbV	1	9/15/2017 12:54:00 PM
Freon 12	0.59	0.15		ppbV	1	9/15/2017 12:54:00 PM
Heptane	0.13	0.15	J	ppbV	1	9/15/2017 12:54:00 PM
Hexachloro-1,3-butadiene	< 0.15	0.15		ppbV	1	9/15/2017 12:54:00 PM
Hexane	0.19	0.15		ppbV	1	9/15/2017 12:54:00 PM
Isopropyl alcohol	1.0	0.15		ppbV	1	9/15/2017 12:54:00 PM
m&p-Xylene	0.15	0.30	J	ppbV	1	9/15/2017 12:54:00 PM
Methyl Butyl Ketone	< 0.30	0.30		ppbV	1	9/15/2017 12:54:00 PM
Methyl Ethyl Ketone	0.24	0.30	J	ppbV	1	9/15/2017 12:54:00 PM
Methyl Isobutyl Ketone	0.24	0.30	J	ppbV	1	9/15/2017 12:54:00 PM
Methyl tert-butyl ether	< 0.15	0.15		ppbV	1	9/15/2017 12:54:00 PM
Methylene chloride	0.45	0.15		ppbV	1	9/15/2017 12:54:00 PM
o-Xylene	< 0.15	0.15		ppbV	1	9/15/2017 12:54:00 PM
Propylene	< 0.15	0.15		ppbV	1	9/15/2017 12:54:00 PM
Styrene	< 0.15	0.15		ppbV	1	9/15/2017 12:54:00 PM
Tetrachloroethylene	< 0.15	0.15		ppbV	1	9/15/2017 12:54:00 PM
Tetrahydrofuran	< 0.15	0.15		ppbV	1	9/15/2017 12:54:00 PM
Toluene	0.33	0.15		ppbV	1	9/15/2017 12:54:00 PM
trans-1,2-Dichloroethene	< 0.15	0.15		ppbV	1	9/15/2017 12:54:00 PM
trans-1,3-Dichloropropene	< 0.15	0.15		ppbV	1	9/15/2017 12:54:00 PM
Trichloroethene	0.83	0.040		ppbV	1	9/15/2017 12:54:00 PM
Vinyl acetate	< 0.15	0.15		ppbV	1	9/15/2017 12:54:00 PM
Vinyl Bromide	< 0.15	0.15		ppbV	1	9/15/2017 12:54:00 PM
Vinyl chloride	< 0.040	0.040		ppbV	1	9/15/2017 12:54:00 PM
Surr: Bromofluorobenzene	79.0	70-130		%REC	1	9/15/2017 12:54:00 PM

Qualifiers:

**	Quantitation Limit	.	Results reported are not blank corrected
B	Analyte detected in the associated Method Blank	E	Estimated Value above quantitation range
H	Holding times for preparation or analysis exceeded	J	Analyte detected below quantitation limit
JN	Non-routine analyte. Quantitation estimated.	ND	Not Detected at the Limit of Detection
S	Spike Recovery outside accepted recovery limits		

Centek Laboratories, LLC

Date: *21-Sep-17*

CLIENT:	LaBella Associates, P.C.	**Client Sample ID:**	SS-01
Lab Order:	C1709046	**Tag Number:**	496,265
Project:	Kodak Hawkeye Facility	**Collection Date:**	9/8/2017
Lab ID:	C1709046-005A	**Matrix:**	AIR

Analyses	Result	**Limit	Qual	Units	DF	Date Analyzed
FIELD PARAMETERS		**FLD**				Analyst:
Lab Vacuum In	-15			"Hg		9/14/2017
Lab Vacuum Out	-30			"Hg		9/14/2017
1UG/M3 BY METHOD TO15		**TO-15**				Analyst: **RJP**
1,1,1-Trichloroethane	2.4	0.15		ppbV	1	9/19/2017 4:11:00 PM
1,1,2,2-Tetrachloroethane	< 0.15	0.15		ppbV	1	9/19/2017 4:11:00 PM
1,1,2-Trichloroethane	< 0.15	0.15		ppbV	1	9/19/2017 4:11:00 PM
1,1-Dichloroethane	< 0.15	0.15		ppbV	1	9/19/2017 4:11:00 PM
1,1-Dichloroethene	< 0.15	0.15		ppbV	1	9/19/2017 4:11:00 PM
1,2,4-Trichlorobenzene	< 0.15	0.15		ppbV	1	9/19/2017 4:11:00 PM
1,2,4-Trimethylbenzene	0.70	0.15		ppbV	1	9/19/2017 4:11:00 PM
1,2-Dibromoethane	< 0.15	0.15		ppbV	1	9/19/2017 4:11:00 PM
1,2-Dichlorobenzene	< 0.15	0.15		ppbV	1	9/19/2017 4:11:00 PM
1,2-Dichloroethane	< 0.15	0.15		ppbV	1	9/19/2017 4:11:00 PM
1,2-Dichloropropane	< 0.15	0.15		ppbV	1	9/19/2017 4:11:00 PM
1,3,5-Trimethylbenzene	0.27	0.15		ppbV	1	9/19/2017 4:11:00 PM
1,3-butadiene	< 0.15	0.15		ppbV	1	9/19/2017 4:11:00 PM
1,3-Dichlorobenzene	< 0.15	0.15		ppbV	1	9/19/2017 4:11:00 PM
1,4-Dichlorobenzene	< 0.15	0.15		ppbV	1	9/19/2017 4:11:00 PM
1,4-Dioxane	< 0.30	0.30		ppbV	1	9/19/2017 4:11:00 PM
2,2,4-trimethylpentane	< 0.15	0.15		ppbV	1	9/19/2017 4:11:00 PM
4-ethyltoluene	0.20	0.15		ppbV	1	9/19/2017 4:11:00 PM
Acetone	47	12		ppbV	40	9/20/2017 4:14:00 AM
Allyl chloride	< 0.15	0.15		ppbV	1	9/19/2017 4:11:00 PM
Benzene	1.1	0.15		ppbV	1	9/19/2017 4:11:00 PM
Benzyl chloride	< 0.15	0.15		ppbV	1	9/19/2017 4:11:00 PM
Bromodichloromethane	< 0.15	0.15		ppbV	1	9/19/2017 4:11:00 PM
Bromoform	< 0.15	0.15		ppbV	1	9/19/2017 4:11:00 PM
Bromomethane	< 0.15	0.15		ppbV	1	9/19/2017 4:11:00 PM
Carbon disulfide	1.1	0.15		ppbV	1	9/19/2017 4:11:00 PM
Carbon tetrachloride	0.13	0.15	J	ppbV	1	9/19/2017 4:11:00 PM
Chlorobenzene	< 0.15	0.15		ppbV	1	9/19/2017 4:11:00 PM
Chloroethane	< 0.15	0.15		ppbV	1	9/19/2017 4:11:00 PM
Chloroform	0.31	0.15		ppbV	1	9/19/2017 4:11:00 PM
Chloromethane	0.52	0.15		ppbV	1	9/19/2017 4:11:00 PM
cis-1,2-Dichloroethene	< 0.15	0.15		ppbV	1	9/19/2017 4:11:00 PM
cis-1,3-Dichloropropene	< 0.15	0.15		ppbV	1	9/19/2017 4:11:00 PM
Cyclohexane	4.6	1.5		ppbV	10	9/20/2017 3:37:00 AM
Dibromochloromethane	< 0.15	0.15		ppbV	1	9/19/2017 4:11:00 PM
Ethyl acetate	< 0.15	0.15		ppbV	1	9/19/2017 4:11:00 PM

Qualifiers:

**	Quantitation Limit	.	Results reported are not blank corrected
B	Analyte detected in the associated Method Blank	E	Estimated Value above quantitation range
H	Holding times for preparation or analysis exceeded	J	Analyte detected below quantitation limit
JN	Non-routine analyte. Quantitation estimated.	ND	Not Detected at the Limit of Detection
S	Spike Recovery outside accepted recovery limits		

Centek Laboratories, LLC

Date: *21-Sep-17*

CLIENT:	LaBella Associates, P.C.	**Client Sample ID:**	SS-01
Lab Order:	C1709046	**Tag Number:**	496,265
Project:	Kodak Hawkeye Facility	**Collection Date:**	9/8/2017
Lab ID:	C1709046-005A	**Matrix:**	AIR

Analyses	Result	**Limit	Qual	Units	DF	Date Analyzed
1UG/M3 BY METHOD TO15		**TO-15**				Analyst: **RJP**
Ethylbenzene	0.19	0.15		ppbV	1	9/19/2017 4:11:00 PM
Freon 11	1.1	0.15		ppbV	1	9/19/2017 4:11:00 PM
Freon 113	0.30	0.15		ppbV	1	9/19/2017 4:11:00 PM
Freon 114	< 0.15	0.15		ppbV	1	9/19/2017 4:11:00 PM
Freon 12	0.37	0.15		ppbV	1	9/19/2017 4:11:00 PM
Heptane	12	1.5		ppbV	10	9/20/2017 3:37:00 AM
Hexachloro-1,3-butadiene	< 0.15	0.15		ppbV	1	9/19/2017 4:11:00 PM
Hexane	14	1.5		ppbV	10	9/20/2017 3:37:00 AM
Isopropyl alcohol	20	1.5		ppbV	10	9/20/2017 3:37:00 AM
m&p-Xylene	0.48	0.30		ppbV	1	9/19/2017 4:11:00 PM
Methyl Butyl Ketone	< 0.30	0.30		ppbV	1	9/19/2017 4:11:00 PM
Methyl Ethyl Ketone	2.0	0.30		ppbV	1	9/19/2017 4:11:00 PM
Methyl Isobutyl Ketone	< 0.30	0.30		ppbV	1	9/19/2017 4:11:00 PM
Methyl tert-butyl ether	< 0.15	0.15		ppbV	1	9/19/2017 4:11:00 PM
Methylene chloride	2.0	0.15		ppbV	1	9/19/2017 4:11:00 PM
o-Xylene	0.19	0.15		ppbV	1	9/19/2017 4:11:00 PM
Propylene	< 0.15	0.15		ppbV	1	9/19/2017 4:11:00 PM
Styrene	0.14	0.15	J	ppbV	1	9/19/2017 4:11:00 PM
Tetrachloroethylene	0.14	0.15	J	ppbV	1	9/19/2017 4:11:00 PM
Tetrahydrofuran	< 0.15	0.15		ppbV	1	9/19/2017 4:11:00 PM
Toluene	7.8	1.5		ppbV	10	9/20/2017 3:37:00 AM
trans-1,2-Dichloroethene	< 0.15	0.15		ppbV	1	9/19/2017 4:11:00 PM
trans-1,3-Dichloropropene	< 0.15	0.15		ppbV	1	9/19/2017 4:11:00 PM
Trichloroethene	34	6.0		ppbV	40	9/20/2017 4:14:00 AM
Vinyl acetate	< 0.15	0.15		ppbV	1	9/19/2017 4:11:00 PM
Vinyl Bromide	< 0.15	0.15		ppbV	1	9/19/2017 4:11:00 PM
Vinyl chloride	0.16	0.15		ppbV	1	9/19/2017 4:11:00 PM
Surr: Bromofluorobenzene	100	70-130		%REC	1	9/19/2017 4:11:00 PM

Qualifiers:

**	Quantitation Limit	.	Results reported are not blank corrected
B	Analyte detected in the associated Method Blank	E	Estimated Value above quantitation range
H	Holding times for preparation or analysis exceeded	J	Analyte detected below quantitation limit
JN	Non-routine analyte. Quantitation estimated.	ND	Not Detected at the Limit of Detection
S	Spike Recovery outside accepted recovery limits		

Centek Laboratories, LLC

Date: *21-Sep-17*

CLIENT:	LaBella Associates, P.C.	**Client Sample ID:**	IAQ-01
Lab Order:	C1709046	**Tag Number:**	89,295
Project:	Kodak Hawkeye Facility	**Collection Date:**	9/8/2017
Lab ID:	C1709046-006A	**Matrix:**	AIR

Analyses	Result	**Limit	Qual	Units	DF	Date Analyzed
FIELD PARAMETERS		**FLD**				Analyst:
Lab Vacuum In	-5			"Hg		9/14/2017
Lab Vacuum Out	-30			"Hg		9/14/2017
1UG/M3 W/ 0.25UG/M3 CT-TCE-VC		**TO-15**				Analyst: **RJP**
1,1,1-Trichloroethane	< 0.15	0.15		ppbV	1	9/15/2017 1:35:00 PM
1,1,2,2-Tetrachloroethane	< 0.15	0.15		ppbV	1	9/15/2017 1:35:00 PM
1,1,2-Trichloroethane	< 0.15	0.15		ppbV	1	9/15/2017 1:35:00 PM
1,1-Dichloroethane	< 0.15	0.15		ppbV	1	9/15/2017 1:35:00 PM
1,1-Dichloroethene	< 0.15	0.15		ppbV	1	9/15/2017 1:35:00 PM
1,2,4-Trichlorobenzene	< 0.15	0.15		ppbV	1	9/15/2017 1:35:00 PM
1,2,4-Trimethylbenzene	< 0.15	0.15		ppbV	1	9/15/2017 1:35:00 PM
1,2-Dibromoethane	< 0.15	0.15		ppbV	1	9/15/2017 1:35:00 PM
1,2-Dichlorobenzene	< 0.15	0.15		ppbV	1	9/15/2017 1:35:00 PM
1,2-Dichloroethane	< 0.15	0.15		ppbV	1	9/15/2017 1:35:00 PM
1,2-Dichloropropane	< 0.15	0.15		ppbV	1	9/15/2017 1:35:00 PM
1,3,5-Trimethylbenzene	< 0.15	0.15		ppbV	1	9/15/2017 1:35:00 PM
1,3-butadiene	< 0.15	0.15		ppbV	1	9/15/2017 1:35:00 PM
1,3-Dichlorobenzene	< 0.15	0.15		ppbV	1	9/15/2017 1:35:00 PM
1,4-Dichlorobenzene	< 0.15	0.15		ppbV	1	9/15/2017 1:35:00 PM
1,4-Dioxane	< 0.30	0.30		ppbV	1	9/15/2017 1:35:00 PM
2,2,4-trimethylpentane	< 0.15	0.15		ppbV	1	9/15/2017 1:35:00 PM
4-ethyltoluene	< 0.15	0.15		ppbV	1	9/15/2017 1:35:00 PM
Acetone	2.9	0.30		ppbV	1	9/15/2017 1:35:00 PM
Allyl chloride	< 0.15	0.15		ppbV	1	9/15/2017 1:35:00 PM
Benzene	0.11	0.15	J	ppbV	1	9/15/2017 1:35:00 PM
Benzyl chloride	< 0.15	0.15		ppbV	1	9/15/2017 1:35:00 PM
Bromodichloromethane	< 0.15	0.15		ppbV	1	9/15/2017 1:35:00 PM
Bromoform	< 0.15	0.15		ppbV	1	9/15/2017 1:35:00 PM
Bromomethane	< 0.15	0.15		ppbV	1	9/15/2017 1:35:00 PM
Carbon disulfide	< 0.15	0.15		ppbV	1	9/15/2017 1:35:00 PM
Carbon tetrachloride	0.10	0.040		ppbV	1	9/15/2017 1:35:00 PM
Chlorobenzene	< 0.15	0.15		ppbV	1	9/15/2017 1:35:00 PM
Chloroethane	< 0.15	0.15		ppbV	1	9/15/2017 1:35:00 PM
Chloroform	< 0.15	0.15		ppbV	1	9/15/2017 1:35:00 PM
Chloromethane	0.68	0.15		ppbV	1	9/15/2017 1:35:00 PM
cis-1,2-Dichloroethene	< 0.15	0.15		ppbV	1	9/15/2017 1:35:00 PM
cis-1,3-Dichloropropene	< 0.15	0.15		ppbV	1	9/15/2017 1:35:00 PM
Cyclohexane	< 0.15	0.15		ppbV	1	9/15/2017 1:35:00 PM
Dibromochloromethane	< 0.15	0.15		ppbV	1	9/15/2017 1:35:00 PM
Ethyl acetate	< 0.15	0.15		ppbV	1	9/15/2017 1:35:00 PM

Qualifiers:

**	Quantitation Limit	.	Results reported are not blank corrected
B	Analyte detected in the associated Method Blank	E	Estimated Value above quantitation range
H	Holding times for preparation or analysis exceeded	J	Analyte detected below quantitation limit
JN	Non-routine analyte. Quantitation estimated.	ND	Not Detected at the Limit of Detection
S	Spike Recovery outside accepted recovery limits		

Centek Laboratories, LLC

Date: *21-Sep-17*

CLIENT:	LaBella Associates, P.C.	**Client Sample ID:**	IAQ-01
Lab Order:	C1709046	**Tag Number:**	89,295
Project:	Kodak Hawkeye Facility	**Collection Date:**	9/8/2017
Lab ID:	C1709046-006A	**Matrix:**	AIR

Analyses	Result	**Limit	Qual	Units	DF	Date Analyzed
1UG/M3 W/ 0.25UG/M3 CT-TCE-VC		**TO-15**				Analyst: **RJP**
Ethylbenzene	< 0.15	0.15		ppbV	1	9/15/2017 1:35:00 PM
Freon 11	0.28	0.15		ppbV	1	9/15/2017 1:35:00 PM
Freon 113	< 0.15	0.15		ppbV	1	9/15/2017 1:35:00 PM
Freon 114	< 0.15	0.15		ppbV	1	9/15/2017 1:35:00 PM
Freon 12	0.55	0.15		ppbV	1	9/15/2017 1:35:00 PM
Heptane	< 0.15	0.15		ppbV	1	9/15/2017 1:35:00 PM
Hexachloro-1,3-butadiene	< 0.15	0.15		ppbV	1	9/15/2017 1:35:00 PM
Hexane	< 0.15	0.15		ppbV	1	9/15/2017 1:35:00 PM
Isopropyl alcohol	0.85	0.15		ppbV	1	9/15/2017 1:35:00 PM
m&p-Xylene	< 0.30	0.30		ppbV	1	9/15/2017 1:35:00 PM
Methyl Butyl Ketone	< 0.30	0.30		ppbV	1	9/15/2017 1:35:00 PM
Methyl Ethyl Ketone	0.16	0.30	J	ppbV	1	9/15/2017 1:35:00 PM
Methyl Isobutyl Ketone	< 0.30	0.30		ppbV	1	9/15/2017 1:35:00 PM
Methyl tert-butyl ether	< 0.15	0.15		ppbV	1	9/15/2017 1:35:00 PM
Methylene chloride	0.44	0.15		ppbV	1	9/15/2017 1:35:00 PM
o-Xylene	< 0.15	0.15		ppbV	1	9/15/2017 1:35:00 PM
Propylene	< 0.15	0.15		ppbV	1	9/15/2017 1:35:00 PM
Styrene	< 0.15	0.15		ppbV	1	9/15/2017 1:35:00 PM
Tetrachloroethylene	< 0.15	0.15		ppbV	1	9/15/2017 1:35:00 PM
Tetrahydrofuran	< 0.15	0.15		ppbV	1	9/15/2017 1:35:00 PM
Toluene	0.24	0.15		ppbV	1	9/15/2017 1:35:00 PM
trans-1,2-Dichloroethene	< 0.15	0.15		ppbV	1	9/15/2017 1:35:00 PM
trans-1,3-Dichloropropene	< 0.15	0.15		ppbV	1	9/15/2017 1:35:00 PM
Trichloroethene	< 0.040	0.040		ppbV	1	9/15/2017 1:35:00 PM
Vinyl acetate	< 0.15	0.15		ppbV	1	9/15/2017 1:35:00 PM
Vinyl Bromide	< 0.15	0.15		ppbV	1	9/15/2017 1:35:00 PM
Vinyl chloride	< 0.040	0.040		ppbV	1	9/15/2017 1:35:00 PM
Surr: Bromofluorobenzene	75.0	70-130		%REC	1	9/15/2017 1:35:00 PM

Qualifiers:				
	**	Quantitation Limit	.	Results reported are not blank corrected
	B	Analyte detected in the associated Method Blank	E	Estimated Value above quantitation range
	H	Holding times for preparation or analysis exceeded	J	Analyte detected below quantitation limit
	JN	Non-routine analyte. Quantitation estimated.	ND	Not Detected at the Limit of Detection
	S	Spike Recovery outside accepted recovery limits		

Centek Laboratories, LLC

Date: *21-Sep-17*

CLIENT:	LaBella Associates, P.C.	**Client Sample ID:**	SS-02
Lab Order:	C1709046	**Tag Number:**	569,310
Project:	Kodak Hawkeye Facility	**Collection Date:**	9/8/2017
Lab ID:	C1709046-007A	**Matrix:**	AIR

Analyses	Result	**Limit	Qual	Units	DF	Date Analyzed
FIELD PARAMETERS		**FLD**				Analyst:
Lab Vacuum In	-4			"Hg		9/14/2017
Lab Vacuum Out	-30			"Hg		9/14/2017
1UG/M3 BY METHOD TO15		**TO-15**				Analyst: **RJP**
1,1,1-Trichloroethane	2.3	1.5		ppbV	10	9/20/2017 4:51:00 AM
1,1,2,2-Tetrachloroethane	< 0.15	0.15		ppbV	1	9/19/2017 4:52:00 PM
1,1,2-Trichloroethane	< 0.15	0.15		ppbV	1	9/19/2017 4:52:00 PM
1,1-Dichloroethane	< 0.15	0.15		ppbV	1	9/19/2017 4:52:00 PM
1,1-Dichloroethene	< 0.15	0.15		ppbV	1	9/19/2017 4:52:00 PM
1,2,4-Trichlorobenzene	< 0.15	0.15		ppbV	1	9/19/2017 4:52:00 PM
1,2,4-Trimethylbenzene	1.8	0.15		ppbV	1	9/19/2017 4:52:00 PM
1,2-Dibromoethane	< 0.15	0.15		ppbV	1	9/19/2017 4:52:00 PM
1,2-Dichlorobenzene	< 0.15	0.15		ppbV	1	9/19/2017 4:52:00 PM
1,2-Dichloroethane	< 0.15	0.15		ppbV	1	9/19/2017 4:52:00 PM
1,2-Dichloropropane	< 0.15	0.15		ppbV	1	9/19/2017 4:52:00 PM
1,3,5-Trimethylbenzene	0.71	0.15		ppbV	1	9/19/2017 4:52:00 PM
1,3-butadiene	< 0.15	0.15		ppbV	1	9/19/2017 4:52:00 PM
1,3-Dichlorobenzene	< 0.15	0.15		ppbV	1	9/19/2017 4:52:00 PM
1,4-Dichlorobenzene	< 0.15	0.15		ppbV	1	9/19/2017 4:52:00 PM
1,4-Dioxane	< 0.30	0.30		ppbV	1	9/19/2017 4:52:00 PM
2,2,4-trimethylpentane	< 0.15	0.15		ppbV	1	9/19/2017 4:52:00 PM
4-ethyltoluene	0.49	0.15		ppbV	1	9/19/2017 4:52:00 PM
Acetone	110	27		ppbV	90	9/20/2017 5:29:00 AM
Allyl chloride	< 0.15	0.15		ppbV	1	9/19/2017 4:52:00 PM
Benzene	3.3	1.5		ppbV	10	9/20/2017 4:51:00 AM
Benzyl chloride	< 0.15	0.15		ppbV	1	9/19/2017 4:52:00 PM
Bromodichloromethane	< 0.15	0.15		ppbV	1	9/19/2017 4:52:00 PM
Bromoform	< 0.15	0.15		ppbV	1	9/19/2017 4:52:00 PM
Bromomethane	< 0.15	0.15		ppbV	1	9/19/2017 4:52:00 PM
Carbon disulfide	5.1	1.5		ppbV	10	9/20/2017 4:51:00 AM
Carbon tetrachloride	0.16	0.15		ppbV	1	9/19/2017 4:52:00 PM
Chlorobenzene	< 0.15	0.15		ppbV	1	9/19/2017 4:52:00 PM
Chloroethane	< 0.15	0.15		ppbV	1	9/19/2017 4:52:00 PM
Chloroform	1.4	0.15		ppbV	1	9/19/2017 4:52:00 PM
Chloromethane	2.2	0.15		ppbV	1	9/19/2017 4:52:00 PM
cis-1,2-Dichloroethene	0.18	0.15		ppbV	1	9/19/2017 4:52:00 PM
cis-1,3-Dichloropropene	< 0.15	0.15		ppbV	1	9/19/2017 4:52:00 PM
Cyclohexane	10	1.5		ppbV	10	9/20/2017 4:51:00 AM
Dibromochloromethane	< 0.15	0.15		ppbV	1	9/19/2017 4:52:00 PM
Ethyl acetate	< 0.15	0.15		ppbV	1	9/19/2017 4:52:00 PM

Qualifiers:

**	Quantitation Limit	.	Results reported are not blank corrected
B	Analyte detected in the associated Method Blank	E	Estimated Value above quantitation range
H	Holding times for preparation or analysis exceeded	J	Analyte detected below quantitation limit
JN	Non-routine analyte. Quantitation estimated.	ND	Not Detected at the Limit of Detection
S	Spike Recovery outside accepted recovery limits		

Centek Laboratories, LLC

Date: *21-Sep-17*

CLIENT:	LaBella Associates, P.C.	**Client Sample ID:**	SS-02
Lab Order:	C1709046	**Tag Number:**	569,310
Project:	Kodak Hawkeye Facility	**Collection Date:**	9/8/2017
Lab ID:	C1709046-007A	**Matrix:**	AIR

Analyses	Result	**Limit	Qual	Units	DF	Date Analyzed
1UG/M3 BY METHOD TO15		**TO-15**				Analyst: **RJP**
Ethylbenzene	0.34	0.15		ppbV	1	9/19/2017 4:52:00 PM
Freon 11	0.81	0.15		ppbV	1	9/19/2017 4:52:00 PM
Freon 113	0.30	0.15		ppbV	1	9/19/2017 4:52:00 PM
Freon 114	< 0.15	0.15		ppbV	1	9/19/2017 4:52:00 PM
Freon 12	0.59	0.15		ppbV	1	9/19/2017 4:52:00 PM
Heptane	23	14		ppbV	90	9/20/2017 5:29:00 AM
Hexachloro-1,3-butadiene	< 0.15	0.15		ppbV	1	9/19/2017 4:52:00 PM
Hexane	22	14		ppbV	90	9/20/2017 5:29:00 AM
Isopropyl alcohol	22	1.5		ppbV	10	9/20/2017 4:51:00 AM
m&p-Xylene	0.89	0.30		ppbV	1	9/19/2017 4:52:00 PM
Methyl Butyl Ketone	< 0.30	0.30		ppbV	1	9/19/2017 4:52:00 PM
Methyl Ethyl Ketone	1.9	3.0	J	ppbV	10	9/20/2017 4:51:00 AM
Methyl Isobutyl Ketone	< 0.30	0.30		ppbV	1	9/19/2017 4:52:00 PM
Methyl tert-butyl ether	< 0.15	0.15		ppbV	1	9/19/2017 4:52:00 PM
Methylene chloride	4.4	1.5		ppbV	10	9/20/2017 4:51:00 AM
o-Xylene	0.37	0.15		ppbV	1	9/19/2017 4:52:00 PM
Propylene	< 0.15	0.15		ppbV	1	9/19/2017 4:52:00 PM
Styrene	0.23	0.15		ppbV	1	9/19/2017 4:52:00 PM
Tetrachloroethylene	0.33	0.15		ppbV	1	9/19/2017 4:52:00 PM
Tetrahydrofuran	< 0.15	0.15		ppbV	1	9/19/2017 4:52:00 PM
Toluene	6.8	1.5		ppbV	10	9/20/2017 4:51:00 AM
trans-1,2-Dichloroethene	< 0.15	0.15		ppbV	1	9/19/2017 4:52:00 PM
trans-1,3-Dichloropropene	< 0.15	0.15		ppbV	1	9/19/2017 4:52:00 PM
Trichloroethene	35	14		ppbV	90	9/20/2017 5:29:00 AM
Vinyl acetate	< 0.15	0.15		ppbV	1	9/19/2017 4:52:00 PM
Vinyl Bromide	< 0.15	0.15		ppbV	1	9/19/2017 4:52:00 PM
Vinyl chloride	0.22	0.15		ppbV	1	9/19/2017 4:52:00 PM
Surr: Bromofluorobenzene	112	70-130		%REC	1	9/19/2017 4:52:00 PM

Qualifiers:				
	**	Quantitation Limit	.	Results reported are not blank corrected
	B	Analyte detected in the associated Method Blank	E	Estimated Value above quantitation range
	H	Holding times for preparation or analysis exceeded	J	Analyte detected below quantitation limit
	JN	Non-routine analyte. Quantitation estimated.	ND	Not Detected at the Limit of Detection
	S	Spike Recovery outside accepted recovery limits		

Centek Laboratories, LLC

Date: *21-Sep-17*

CLIENT:	LaBella Associates, P.C.	**Client Sample ID:**	IAQ-02
Lab Order:	C1709046	**Tag Number:**	544,346
Project:	Kodak Hawkeye Facility	**Collection Date:**	9/8/2017
Lab ID:	C1709046-008A	**Matrix:**	AIR

Analyses	Result	**Limit	Qual	Units	DF	Date Analyzed
FIELD PARAMETERS		**FLD**				Analyst:
Lab Vacuum In	-12			"Hg		9/14/2017
Lab Vacuum Out	-30			"Hg		9/14/2017
1UG/M3 W/ 0.25UG/M3 CT-TCE-VC		**TO-15**				Analyst: **RJP**
1,1,1-Trichloroethane	< 0.15	0.15		ppbV	1	9/15/2017 2:17:00 PM
1,1,2,2-Tetrachloroethane	< 0.15	0.15		ppbV	1	9/15/2017 2:17:00 PM
1,1,2-Trichloroethane	< 0.15	0.15		ppbV	1	9/15/2017 2:17:00 PM
1,1-Dichloroethane	< 0.15	0.15		ppbV	1	9/15/2017 2:17:00 PM
1,1-Dichloroethene	< 0.15	0.15		ppbV	1	9/15/2017 2:17:00 PM
1,2,4-Trichlorobenzene	< 0.15	0.15		ppbV	1	9/15/2017 2:17:00 PM
1,2,4-Trimethylbenzene	0.11	0.15	J	ppbV	1	9/15/2017 2:17:00 PM
1,2-Dibromoethane	< 0.15	0.15		ppbV	1	9/15/2017 2:17:00 PM
1,2-Dichlorobenzene	< 0.15	0.15		ppbV	1	9/15/2017 2:17:00 PM
1,2-Dichloroethane	< 0.15	0.15		ppbV	1	9/15/2017 2:17:00 PM
1,2-Dichloropropane	< 0.15	0.15		ppbV	1	9/15/2017 2:17:00 PM
1,3,5-Trimethylbenzene	< 0.15	0.15		ppbV	1	9/15/2017 2:17:00 PM
1,3-butadiene	< 0.15	0.15		ppbV	1	9/15/2017 2:17:00 PM
1,3-Dichlorobenzene	< 0.15	0.15		ppbV	1	9/15/2017 2:17:00 PM
1,4-Dichlorobenzene	< 0.15	0.15		ppbV	1	9/15/2017 2:17:00 PM
1,4-Dioxane	< 0.30	0.30		ppbV	1	9/15/2017 2:17:00 PM
2,2,4-trimethylpentane	< 0.15	0.15		ppbV	1	9/15/2017 2:17:00 PM
4-ethyltoluene	< 0.15	0.15		ppbV	1	9/15/2017 2:17:00 PM
Acetone	8.1	3.0		ppbV	10	9/18/2017 1:26:00 PM
Allyl chloride	< 0.15	0.15		ppbV	1	9/15/2017 2:17:00 PM
Benzene	0.11	0.15	J	ppbV	1	9/15/2017 2:17:00 PM
Benzyl chloride	< 0.15	0.15		ppbV	1	9/15/2017 2:17:00 PM
Bromodichloromethane	< 0.15	0.15		ppbV	1	9/15/2017 2:17:00 PM
Bromoform	< 0.15	0.15		ppbV	1	9/15/2017 2:17:00 PM
Bromomethane	< 0.15	0.15		ppbV	1	9/15/2017 2:17:00 PM
Carbon disulfide	< 0.15	0.15		ppbV	1	9/15/2017 2:17:00 PM
Carbon tetrachloride	0.080	0.040		ppbV	1	9/15/2017 2:17:00 PM
Chlorobenzene	< 0.15	0.15		ppbV	1	9/15/2017 2:17:00 PM
Chloroethane	< 0.15	0.15		ppbV	1	9/15/2017 2:17:00 PM
Chloroform	< 0.15	0.15		ppbV	1	9/15/2017 2:17:00 PM
Chloromethane	0.45	0.15		ppbV	1	9/15/2017 2:17:00 PM
cis-1,2-Dichloroethene	< 0.15	0.15		ppbV	1	9/15/2017 2:17:00 PM
cis-1,3-Dichloropropene	< 0.15	0.15		ppbV	1	9/15/2017 2:17:00 PM
Cyclohexane	< 0.15	0.15		ppbV	1	9/15/2017 2:17:00 PM
Dibromochloromethane	< 0.15	0.15		ppbV	1	9/15/2017 2:17:00 PM
Ethyl acetate	0.14	0.15	J	ppbV	1	9/15/2017 2:17:00 PM

Qualifiers:

**	Quantitation Limit	.	Results reported are not blank corrected
B	Analyte detected in the associated Method Blank	E	Estimated Value above quantitation range
H	Holding times for preparation or analysis exceeded	J	Analyte detected below quantitation limit
JN	Non-routine analyte. Quantitation estimated.	ND	Not Detected at the Limit of Detection
S	Spike Recovery outside accepted recovery limits		

Centek Laboratories, LLC

Date: *21-Sep-17*

CLIENT:	LaBella Associates, P.C.	**Client Sample ID:**	IAQ-02
Lab Order:	C1709046	**Tag Number:**	544,346
Project:	Kodak Hawkeye Facility	**Collection Date:**	9/8/2017
Lab ID:	C1709046-008A	**Matrix:**	AIR

Analyses	Result	**Limit	Qual	Units	DF	Date Analyzed
1UG/M3 W/ 0.25UG/M3 CT-TCE-VC		**TO-15**				Analyst: **RJP**
Ethylbenzene	< 0.15	0.15		ppbV	1	9/15/2017 2:17:00 PM
Freon 11	0.54	0.15		ppbV	1	9/15/2017 2:17:00 PM
Freon 113	< 0.15	0.15		ppbV	1	9/15/2017 2:17:00 PM
Freon 114	< 0.15	0.15		ppbV	1	9/15/2017 2:17:00 PM
Freon 12	0.59	0.15		ppbV	1	9/15/2017 2:17:00 PM
Heptane	< 0.15	0.15		ppbV	1	9/15/2017 2:17:00 PM
Hexachloro-1,3-butadiene	< 0.15	0.15		ppbV	1	9/15/2017 2:17:00 PM
Hexane	0.16	0.15		ppbV	1	9/15/2017 2:17:00 PM
Isopropyl alcohol	1.2	0.15		ppbV	1	9/15/2017 2:17:00 PM
m&p-Xylene	0.11	0.30	J	ppbV	1	9/15/2017 2:17:00 PM
Methyl Butyl Ketone	< 0.30	0.30		ppbV	1	9/15/2017 2:17:00 PM
Methyl Ethyl Ketone	0.31	0.30		ppbV	1	9/15/2017 2:17:00 PM
Methyl Isobutyl Ketone	< 0.30	0.30		ppbV	1	9/15/2017 2:17:00 PM
Methyl tert-butyl ether	< 0.15	0.15		ppbV	1	9/15/2017 2:17:00 PM
Methylene chloride	0.47	0.15		ppbV	1	9/15/2017 2:17:00 PM
o-Xylene	< 0.15	0.15		ppbV	1	9/15/2017 2:17:00 PM
Propylene	< 0.15	0.15		ppbV	1	9/15/2017 2:17:00 PM
Styrene	< 0.15	0.15		ppbV	1	9/15/2017 2:17:00 PM
Tetrachloroethylene	< 0.15	0.15		ppbV	1	9/15/2017 2:17:00 PM
Tetrahydrofuran	< 0.15	0.15		ppbV	1	9/15/2017 2:17:00 PM
Toluene	0.42	0.15		ppbV	1	9/15/2017 2:17:00 PM
trans-1,2-Dichloroethene	< 0.15	0.15		ppbV	1	9/15/2017 2:17:00 PM
trans-1,3-Dichloropropene	< 0.15	0.15		ppbV	1	9/15/2017 2:17:00 PM
Trichloroethene	0.29	0.040		ppbV	1	9/15/2017 2:17:00 PM
Vinyl acetate	< 0.15	0.15		ppbV	1	9/15/2017 2:17:00 PM
Vinyl Bromide	< 0.15	0.15		ppbV	1	9/15/2017 2:17:00 PM
Vinyl chloride	< 0.040	0.040		ppbV	1	9/15/2017 2:17:00 PM
Surr: Bromofluorobenzene	79.0	70-130		%REC	1	9/15/2017 2:17:00 PM

Qualifiers:

**	Quantitation Limit	.	Results reported are not blank corrected
B	Analyte detected in the associated Method Blank	E	Estimated Value above quantitation range
H	Holding times for preparation or analysis exceeded	J	Analyte detected below quantitation limit
JN	Non-routine analyte. Quantitation estimated.	ND	Not Detected at the Limit of Detection
S	Spike Recovery outside accepted recovery limits		

Centek Laboratories, LLC

Date: *21-Sep-17*

CLIENT:	LaBella Associates, P.C.	**Client Sample ID:**	SS-03
Lab Order:	C1709046	**Tag Number:**	1183,300
Project:	Kodak Hawkeye Facility	**Collection Date:**	9/8/2017
Lab ID:	C1709046-009A	**Matrix:**	AIR

Analyses	Result	**Limit	Qual	Units	DF	Date Analyzed
FIELD PARAMETERS		**FLD**				Analyst:
Lab Vacuum In	-4			"Hg		9/14/2017
Lab Vacuum Out	-30			"Hg		9/14/2017
1UG/M3 BY METHOD TO15		**TO-15**				Analyst: **RJP**
1,1,1-Trichloroethane	0.36	0.15		ppbV	1	9/19/2017 5:33:00 PM
1,1,2,2-Tetrachloroethane	< 0.15	0.15		ppbV	1	9/19/2017 5:33:00 PM
1,1,2-Trichloroethane	< 0.15	0.15		ppbV	1	9/19/2017 5:33:00 PM
1,1-Dichloroethane	< 0.15	0.15		ppbV	1	9/19/2017 5:33:00 PM
1,1-Dichloroethene	< 0.15	0.15		ppbV	1	9/19/2017 5:33:00 PM
1,2,4-Trichlorobenzene	< 0.15	0.15		ppbV	1	9/19/2017 5:33:00 PM
1,2,4-Trimethylbenzene	1.3	0.15		ppbV	1	9/19/2017 5:33:00 PM
1,2-Dibromoethane	< 0.15	0.15		ppbV	1	9/19/2017 5:33:00 PM
1,2-Dichlorobenzene	< 0.15	0.15		ppbV	1	9/19/2017 5:33:00 PM
1,2-Dichloroethane	< 0.15	0.15		ppbV	1	9/19/2017 5:33:00 PM
1,2-Dichloropropane	< 0.15	0.15		ppbV	1	9/19/2017 5:33:00 PM
1,3,5-Trimethylbenzene	0.55	0.15		ppbV	1	9/19/2017 5:33:00 PM
1,3-butadiene	< 0.15	0.15		ppbV	1	9/19/2017 5:33:00 PM
1,3-Dichlorobenzene	< 0.15	0.15		ppbV	1	9/19/2017 5:33:00 PM
1,4-Dichlorobenzene	< 0.15	0.15		ppbV	1	9/19/2017 5:33:00 PM
1,4-Dioxane	< 0.30	0.30		ppbV	1	9/19/2017 5:33:00 PM
2,2,4-trimethylpentane	< 0.15	0.15		ppbV	1	9/19/2017 5:33:00 PM
4-ethyltoluene	0.42	0.15		ppbV	1	9/19/2017 5:33:00 PM
Acetone	29	3.0		ppbV	10	9/20/2017 6:06:00 AM
Allyl chloride	< 0.15	0.15		ppbV	1	9/19/2017 5:33:00 PM
Benzene	1.8	0.15		ppbV	1	9/19/2017 5:33:00 PM
Benzyl chloride	< 0.15	0.15		ppbV	1	9/19/2017 5:33:00 PM
Bromodichloromethane	< 0.15	0.15		ppbV	1	9/19/2017 5:33:00 PM
Bromoform	< 0.15	0.15		ppbV	1	9/19/2017 5:33:00 PM
Bromomethane	< 0.15	0.15		ppbV	1	9/19/2017 5:33:00 PM
Carbon disulfide	0.86	0.15		ppbV	1	9/19/2017 5:33:00 PM
Carbon tetrachloride	0.14	0.15	J	ppbV	1	9/19/2017 5:33:00 PM
Chlorobenzene	< 0.15	0.15		ppbV	1	9/19/2017 5:33:00 PM
Chloroethane	< 0.15	0.15		ppbV	1	9/19/2017 5:33:00 PM
Chloroform	0.19	0.15		ppbV	1	9/19/2017 5:33:00 PM
Chloromethane	0.87	0.15		ppbV	1	9/19/2017 5:33:00 PM
cis-1,2-Dichloroethene	< 0.15	0.15		ppbV	1	9/19/2017 5:33:00 PM
cis-1,3-Dichloropropene	< 0.15	0.15		ppbV	1	9/19/2017 5:33:00 PM
Cyclohexane	2.9	1.5		ppbV	10	9/20/2017 6:06:00 AM
Dibromochloromethane	< 0.15	0.15		ppbV	1	9/19/2017 5:33:00 PM
Ethyl acetate	< 0.15	0.15		ppbV	1	9/19/2017 5:33:00 PM

Qualifiers:

**	Quantitation Limit	.	Results reported are not blank corrected
B	Analyte detected in the associated Method Blank	E	Estimated Value above quantitation range
H	Holding times for preparation or analysis exceeded	J	Analyte detected below quantitation limit
JN	Non-routine analyte. Quantitation estimated.	ND	Not Detected at the Limit of Detection
S	Spike Recovery outside accepted recovery limits		

Centek Laboratories, LLC

Date: *21-Sep-17*

CLIENT:	LaBella Associates, P.C.	**Client Sample ID:**	SS-03
Lab Order:	C1709046	**Tag Number:**	1183,300
Project:	Kodak Hawkeye Facility	**Collection Date:**	9/8/2017
Lab ID:	C1709046-009A	**Matrix:**	AIR

Analyses	Result	**Limit	Qual	Units	DF	Date Analyzed
1UG/M3 BY METHOD TO15		**TO-15**				Analyst: **RJP**
Ethylbenzene	0.25	0.15		ppbV	1	9/19/2017 5:33:00 PM
Freon 11	0.59	0.15		ppbV	1	9/19/2017 5:33:00 PM
Freon 113	0.25	0.15		ppbV	1	9/19/2017 5:33:00 PM
Freon 114	< 0.15	0.15		ppbV	1	9/19/2017 5:33:00 PM
Freon 12	0.73	0.15		ppbV	1	9/19/2017 5:33:00 PM
Heptane	4.9	1.5		ppbV	10	9/20/2017 6:06:00 AM
Hexachloro-1,3-butadiene	< 0.15	0.15		ppbV	1	9/19/2017 5:33:00 PM
Hexane	4.5	1.5		ppbV	10	9/20/2017 6:06:00 AM
Isopropyl alcohol	12	1.5		ppbV	10	9/20/2017 6:06:00 AM
m&p-Xylene	0.68	0.30		ppbV	1	9/19/2017 5:33:00 PM
Methyl Butyl Ketone	< 0.30	0.30		ppbV	1	9/19/2017 5:33:00 PM
Methyl Ethyl Ketone	2.0	0.30		ppbV	1	9/19/2017 5:33:00 PM
Methyl Isobutyl Ketone	< 0.30	0.30		ppbV	1	9/19/2017 5:33:00 PM
Methyl tert-butyl ether	< 0.15	0.15		ppbV	1	9/19/2017 5:33:00 PM
Methylene chloride	4.0	1.5		ppbV	10	9/20/2017 6:06:00 AM
o-Xylene	0.28	0.15		ppbV	1	9/19/2017 5:33:00 PM
Propylene	< 0.15	0.15		ppbV	1	9/19/2017 5:33:00 PM
Styrene	0.21	0.15		ppbV	1	9/19/2017 5:33:00 PM
Tetrachloroethylene	0.16	0.15		ppbV	1	9/19/2017 5:33:00 PM
Tetrahydrofuran	0.43	0.15		ppbV	1	9/19/2017 5:33:00 PM
Toluene	4.3	1.5		ppbV	10	9/20/2017 6:06:00 AM
trans-1,2-Dichloroethene	< 0.15	0.15		ppbV	1	9/19/2017 5:33:00 PM
trans-1,3-Dichloropropene	< 0.15	0.15		ppbV	1	9/19/2017 5:33:00 PM
Trichloroethene	2.0	1.5		ppbV	10	9/20/2017 6:06:00 AM
Vinyl acetate	< 0.15	0.15		ppbV	1	9/19/2017 5:33:00 PM
Vinyl Bromide	< 0.15	0.15		ppbV	1	9/19/2017 5:33:00 PM
Vinyl chloride	0.38	0.15		ppbV	1	9/19/2017 5:33:00 PM
Surr: Bromofluorobenzene	118	70-130		%REC	1	9/19/2017 5:33:00 PM

Qualifiers:				
	**	Quantitation Limit	.	Results reported are not blank corrected
	B	Analyte detected in the associated Method Blank	E	Estimated Value above quantitation range
	H	Holding times for preparation or analysis exceeded	J	Analyte detected below quantitation limit
	JN	Non-routine analyte. Quantitation estimated.	ND	Not Detected at the Limit of Detection
	S	Spike Recovery outside accepted recovery limits		

Centek Laboratories, LLC

Date: *21-Sep-17*

CLIENT:	LaBella Associates, P.C.	**Client Sample ID:**	IAQ-03
Lab Order:	C1709046	**Tag Number:**	599,1161
Project:	Kodak Hawkeye Facility	**Collection Date:**	9/8/2017
Lab ID:	C1709046-010A	**Matrix:**	AIR

Analyses	Result	**Limit	Qual	Units	DF	Date Analyzed
FIELD PARAMETERS		**FLD**				Analyst:
Lab Vacuum In	-3			"Hg		9/14/2017
Lab Vacuum Out	-30			"Hg		9/14/2017
1UG/M3 W/ 0.25UG/M3 CT-TCE-VC		**TO-15**				Analyst: **RJP**
1,1,1-Trichloroethane	< 0.15	0.15		ppbV	1	9/15/2017 2:58:00 PM
1,1,2,2-Tetrachloroethane	< 0.15	0.15		ppbV	1	9/15/2017 2:58:00 PM
1,1,2-Trichloroethane	< 0.15	0.15		ppbV	1	9/15/2017 2:58:00 PM
1,1-Dichloroethane	< 0.15	0.15		ppbV	1	9/15/2017 2:58:00 PM
1,1-Dichloroethene	< 0.15	0.15		ppbV	1	9/15/2017 2:58:00 PM
1,2,4-Trichlorobenzene	< 0.15	0.15		ppbV	1	9/15/2017 2:58:00 PM
1,2,4-Trimethylbenzene	0.13	0.15	J	ppbV	1	9/15/2017 2:58:00 PM
1,2-Dibromoethane	< 0.15	0.15		ppbV	1	9/15/2017 2:58:00 PM
1,2-Dichlorobenzene	< 0.15	0.15		ppbV	1	9/15/2017 2:58:00 PM
1,2-Dichloroethane	< 0.15	0.15		ppbV	1	9/15/2017 2:58:00 PM
1,2-Dichloropropane	< 0.15	0.15		ppbV	1	9/15/2017 2:58:00 PM
1,3,5-Trimethylbenzene	< 0.15	0.15		ppbV	1	9/15/2017 2:58:00 PM
1,3-butadiene	< 0.15	0.15		ppbV	1	9/15/2017 2:58:00 PM
1,3-Dichlorobenzene	< 0.15	0.15		ppbV	1	9/15/2017 2:58:00 PM
1,4-Dichlorobenzene	< 0.15	0.15		ppbV	1	9/15/2017 2:58:00 PM
1,4-Dioxane	< 0.30	0.30		ppbV	1	9/15/2017 2:58:00 PM
2,2,4-trimethylpentane	< 0.15	0.15		ppbV	1	9/15/2017 2:58:00 PM
4-ethyltoluene	< 0.15	0.15		ppbV	1	9/15/2017 2:58:00 PM
Acetone	6.1	3.0		ppbV	10	9/18/2017 2:03:00 PM
Allyl chloride	< 0.15	0.15		ppbV	1	9/15/2017 2:58:00 PM
Benzene	0.14	0.15	J	ppbV	1	9/15/2017 2:58:00 PM
Benzyl chloride	< 0.15	0.15		ppbV	1	9/15/2017 2:58:00 PM
Bromodichloromethane	< 0.15	0.15		ppbV	1	9/15/2017 2:58:00 PM
Bromoform	< 0.15	0.15		ppbV	1	9/15/2017 2:58:00 PM
Bromomethane	< 0.15	0.15		ppbV	1	9/15/2017 2:58:00 PM
Carbon disulfide	< 0.15	0.15		ppbV	1	9/15/2017 2:58:00 PM
Carbon tetrachloride	0.11	0.040		ppbV	1	9/15/2017 2:58:00 PM
Chlorobenzene	< 0.15	0.15		ppbV	1	9/15/2017 2:58:00 PM
Chloroethane	< 0.15	0.15		ppbV	1	9/15/2017 2:58:00 PM
Chloroform	< 0.15	0.15		ppbV	1	9/15/2017 2:58:00 PM
Chloromethane	0.56	0.15		ppbV	1	9/15/2017 2:58:00 PM
cis-1,2-Dichloroethene	< 0.15	0.15		ppbV	1	9/15/2017 2:58:00 PM
cis-1,3-Dichloropropene	< 0.15	0.15		ppbV	1	9/15/2017 2:58:00 PM
Cyclohexane	< 0.15	0.15		ppbV	1	9/15/2017 2:58:00 PM
Dibromochloromethane	< 0.15	0.15		ppbV	1	9/15/2017 2:58:00 PM
Ethyl acetate	0.17	0.15		ppbV	1	9/15/2017 2:58:00 PM

Qualifiers:

**	Quantitation Limit	.	Results reported are not blank corrected
B	Analyte detected in the associated Method Blank	E	Estimated Value above quantitation range
H	Holding times for preparation or analysis exceeded	J	Analyte detected below quantitation limit
JN	Non-routine analyte. Quantitation estimated.	ND	Not Detected at the Limit of Detection
S	Spike Recovery outside accepted recovery limits		

Centek Laboratories, LLC

Date: *21-Sep-17*

CLIENT:	LaBella Associates, P.C.	**Client Sample ID:**	IAQ-03
Lab Order:	C1709046	**Tag Number:**	599,1161
Project:	Kodak Hawkeye Facility	**Collection Date:**	9/8/2017
Lab ID:	C1709046-010A	**Matrix:**	AIR

Analyses	Result	**Limit	Qual	Units	DF	Date Analyzed
1UG/M3 W/ 0.25UG/M3 CT-TCE-VC		**TO-15**				Analyst: **RJP**
Ethylbenzene	< 0.15	0.15		ppbV	1	9/15/2017 2:58:00 PM
Freon 11	0.40	0.15		ppbV	1	9/15/2017 2:58:00 PM
Freon 113	< 0.15	0.15		ppbV	1	9/15/2017 2:58:00 PM
Freon 114	< 0.15	0.15		ppbV	1	9/15/2017 2:58:00 PM
Freon 12	0.61	0.15		ppbV	1	9/15/2017 2:58:00 PM
Heptane	< 0.15	0.15		ppbV	1	9/15/2017 2:58:00 PM
Hexachloro-1,3-butadiene	< 0.15	0.15		ppbV	1	9/15/2017 2:58:00 PM
Hexane	0.14	0.15	J	ppbV	1	9/15/2017 2:58:00 PM
Isopropyl alcohol	0.70	0.15		ppbV	1	9/15/2017 2:58:00 PM
m&p-Xylene	0.13	0.30	J	ppbV	1	9/15/2017 2:58:00 PM
Methyl Butyl Ketone	< 0.30	0.30		ppbV	1	9/15/2017 2:58:00 PM
Methyl Ethyl Ketone	0.43	0.30		ppbV	1	9/15/2017 2:58:00 PM
Methyl Isobutyl Ketone	< 0.30	0.30		ppbV	1	9/15/2017 2:58:00 PM
Methyl tert-butyl ether	< 0.15	0.15		ppbV	1	9/15/2017 2:58:00 PM
Methylene chloride	0.41	0.15		ppbV	1	9/15/2017 2:58:00 PM
o-Xylene	< 0.15	0.15		ppbV	1	9/15/2017 2:58:00 PM
Propylene	< 0.15	0.15		ppbV	1	9/15/2017 2:58:00 PM
Styrene	< 0.15	0.15		ppbV	1	9/15/2017 2:58:00 PM
Tetrachloroethylene	< 0.15	0.15		ppbV	1	9/15/2017 2:58:00 PM
Tetrahydrofuran	< 0.15	0.15		ppbV	1	9/15/2017 2:58:00 PM
Toluene	0.43	0.15		ppbV	1	9/15/2017 2:58:00 PM
trans-1,2-Dichloroethene	< 0.15	0.15		ppbV	1	9/15/2017 2:58:00 PM
trans-1,3-Dichloropropene	< 0.15	0.15		ppbV	1	9/15/2017 2:58:00 PM
Trichloroethene	0.14	0.040		ppbV	1	9/15/2017 2:58:00 PM
Vinyl acetate	< 0.15	0.15		ppbV	1	9/15/2017 2:58:00 PM
Vinyl Bromide	< 0.15	0.15		ppbV	1	9/15/2017 2:58:00 PM
Vinyl chloride	< 0.040	0.040		ppbV	1	9/15/2017 2:58:00 PM
Surr: Bromofluorobenzene	80.0	70-130		%REC	1	9/15/2017 2:58:00 PM

Qualifiers:				
	**	Quantitation Limit	.	Results reported are not blank corrected
	B	Analyte detected in the associated Method Blank	E	Estimated Value above quantitation range
	H	Holding times for preparation or analysis exceeded	J	Analyte detected below quantitation limit
	JN	Non-routine analyte. Quantitation estimated.	ND	Not Detected at the Limit of Detection
	S	Spike Recovery outside accepted recovery limits		

Centek Laboratories, LLC

Date: *21-Sep-17*

CLIENT:	LaBella Associates, P.C.	**Client Sample ID:**	SS-05
Lab Order:	C1709046	**Tag Number:**	234,258
Project:	Kodak Hawkeye Facility	**Collection Date:**	9/8/2017
Lab ID:	C1709046-011A	**Matrix:**	AIR

Analyses	Result	**Limit	Qual	Units	DF	Date Analyzed
FIELD PARAMETERS		**FLD**				Analyst:
Lab Vacuum In	-4			"Hg		9/14/2017
Lab Vacuum Out	-30			"Hg		9/14/2017
1UG/M3 BY METHOD TO15		**TO-15**				Analyst: **RJP**
1,1,1-Trichloroethane	< 0.15	0.15		ppbV	1	9/19/2017 6:15:00 PM
1,1,2,2-Tetrachloroethane	< 0.15	0.15		ppbV	1	9/19/2017 6:15:00 PM
1,1,2-Trichloroethane	< 0.15	0.15		ppbV	1	9/19/2017 6:15:00 PM
1,1-Dichloroethane	< 0.15	0.15		ppbV	1	9/19/2017 6:15:00 PM
1,1-Dichloroethene	< 0.15	0.15		ppbV	1	9/19/2017 6:15:00 PM
1,2,4-Trichlorobenzene	< 0.15	0.15		ppbV	1	9/19/2017 6:15:00 PM
1,2,4-Trimethylbenzene	1.3	0.15		ppbV	1	9/19/2017 6:15:00 PM
1,2-Dibromoethane	< 0.15	0.15		ppbV	1	9/19/2017 6:15:00 PM
1,2-Dichlorobenzene	< 0.15	0.15		ppbV	1	9/19/2017 6:15:00 PM
1,2-Dichloroethane	< 0.15	0.15		ppbV	1	9/19/2017 6:15:00 PM
1,2-Dichloropropane	< 0.15	0.15		ppbV	1	9/19/2017 6:15:00 PM
1,3,5-Trimethylbenzene	0.51	0.15		ppbV	1	9/19/2017 6:15:00 PM
1,3-butadiene	< 0.15	0.15		ppbV	1	9/19/2017 6:15:00 PM
1,3-Dichlorobenzene	< 0.15	0.15		ppbV	1	9/19/2017 6:15:00 PM
1,4-Dichlorobenzene	< 0.15	0.15		ppbV	1	9/19/2017 6:15:00 PM
1,4-Dioxane	< 0.30	0.30		ppbV	1	9/19/2017 6:15:00 PM
2,2,4-trimethylpentane	< 0.15	0.15		ppbV	1	9/19/2017 6:15:00 PM
4-ethyltoluene	0.38	0.15		ppbV	1	9/19/2017 6:15:00 PM
Acetone	160	27		ppbV	90	9/20/2017 5:35:00 PM
Allyl chloride	< 0.15	0.15		ppbV	1	9/19/2017 6:15:00 PM
Benzene	3.3	1.5		ppbV	10	9/20/2017 7:19:00 AM
Benzyl chloride	< 0.15	0.15		ppbV	1	9/19/2017 6:15:00 PM
Bromodichloromethane	< 0.15	0.15		ppbV	1	9/19/2017 6:15:00 PM
Bromoform	< 0.15	0.15		ppbV	1	9/19/2017 6:15:00 PM
Bromomethane	< 0.15	0.15		ppbV	1	9/19/2017 6:15:00 PM
Carbon disulfide	1.1	0.15		ppbV	1	9/19/2017 6:15:00 PM
Carbon tetrachloride	0.11	0.15	J	ppbV	1	9/19/2017 6:15:00 PM
Chlorobenzene	< 0.15	0.15		ppbV	1	9/19/2017 6:15:00 PM
Chloroethane	< 0.15	0.15		ppbV	1	9/19/2017 6:15:00 PM
Chloroform	2.1	0.15		ppbV	1	9/19/2017 6:15:00 PM
Chloromethane	< 0.15	0.15		ppbV	1	9/19/2017 6:15:00 PM
cis-1,2-Dichloroethene	13	1.5		ppbV	10	9/20/2017 7:19:00 AM
cis-1,3-Dichloropropene	< 0.15	0.15		ppbV	1	9/19/2017 6:15:00 PM
Cyclohexane	5.8	1.5		ppbV	10	9/20/2017 7:19:00 AM
Dibromochloromethane	< 0.15	0.15		ppbV	1	9/19/2017 6:15:00 PM
Ethyl acetate	< 0.15	0.15		ppbV	1	9/19/2017 6:15:00 PM

Qualifiers:

**	Quantitation Limit	.	Results reported are not blank corrected
B	Analyte detected in the associated Method Blank	E	Estimated Value above quantitation range
H	Holding times for preparation or analysis exceeded	J	Analyte detected below quantitation limit
JN	Non-routine analyte. Quantitation estimated.	ND	Not Detected at the Limit of Detection
S	Spike Recovery outside accepted recovery limits		

Centek Laboratories, LLC

Date: *21-Sep-17*

CLIENT:	LaBella Associates, P.C.	**Client Sample ID:**	SS-05
Lab Order:	C1709046	**Tag Number:**	234,258
Project:	Kodak Hawkeye Facility	**Collection Date:**	9/8/2017
Lab ID:	C1709046-011A	**Matrix:**	AIR

Analyses	Result	**Limit	Qual	Units	DF	Date Analyzed
1UG/M3 BY METHOD TO15		**TO-15**				Analyst: **RJP**
Ethylbenzene	0.46	0.15		ppbV	1	9/19/2017 6:15:00 PM
Freon 11	0.44	0.15		ppbV	1	9/19/2017 6:15:00 PM
Freon 113	0.14	0.15	J	ppbV	1	9/19/2017 6:15:00 PM
Freon 114	< 0.15	0.15		ppbV	1	9/19/2017 6:15:00 PM
Freon 12	0.62	0.15		ppbV	1	9/19/2017 6:15:00 PM
Heptane	11	1.5		ppbV	10	9/20/2017 7:19:00 AM
Hexachloro-1,3-butadiene	< 0.15	0.15		ppbV	1	9/19/2017 6:15:00 PM
Hexane	12	1.5		ppbV	10	9/20/2017 7:19:00 AM
Isopropyl alcohol	17	1.5		ppbV	10	9/20/2017 7:19:00 AM
m&p-Xylene	1.1	0.30		ppbV	1	9/19/2017 6:15:00 PM
Methyl Butyl Ketone	< 0.30	0.30		ppbV	1	9/19/2017 6:15:00 PM
Methyl Ethyl Ketone	3.2	3.0		ppbV	10	9/20/2017 7:19:00 AM
Methyl Isobutyl Ketone	< 0.30	0.30		ppbV	1	9/19/2017 6:15:00 PM
Methyl tert-butyl ether	< 0.15	0.15		ppbV	1	9/19/2017 6:15:00 PM
Methylene chloride	3.2	1.5		ppbV	10	9/20/2017 7:19:00 AM
o-Xylene	0.36	0.15		ppbV	1	9/19/2017 6:15:00 PM
Propylene	< 0.15	0.15		ppbV	1	9/19/2017 6:15:00 PM
Styrene	0.21	0.15		ppbV	1	9/19/2017 6:15:00 PM
Tetrachloroethylene	0.38	0.15		ppbV	1	9/19/2017 6:15:00 PM
Tetrahydrofuran	0.71	0.15		ppbV	1	9/19/2017 6:15:00 PM
Toluene	5.9	1.5		ppbV	10	9/20/2017 7:19:00 AM
trans-1,2-Dichloroethene	0.22	0.15		ppbV	1	9/19/2017 6:15:00 PM
trans-1,3-Dichloropropene	< 0.15	0.15		ppbV	1	9/19/2017 6:15:00 PM
Trichloroethene	58	14		ppbV	90	9/20/2017 5:35:00 PM
Vinyl acetate	< 0.15	0.15		ppbV	1	9/19/2017 6:15:00 PM
Vinyl Bromide	< 0.15	0.15		ppbV	1	9/19/2017 6:15:00 PM
Vinyl chloride	0.45	0.15		ppbV	1	9/19/2017 6:15:00 PM
Surr: Bromofluorobenzene	122	70-130		%REC	1	9/19/2017 6:15:00 PM

Qualifiers:

**	Quantitation Limit	.	Results reported are not blank corrected
B	Analyte detected in the associated Method Blank	E	Estimated Value above quantitation range
H	Holding times for preparation or analysis exceeded	J	Analyte detected below quantitation limit
JN	Non-routine analyte. Quantitation estimated.	ND	Not Detected at the Limit of Detection
S	Spike Recovery outside accepted recovery limits		

Centek Laboratories, LLC

Date: *21-Sep-17*

CLIENT:	LaBella Associates, P.C.	**Client Sample ID:**	IAQ-05
Lab Order:	C1709046	**Tag Number:**	94,378
Project:	Kodak Hawkeye Facility	**Collection Date:**	9/8/2017
Lab ID:	C1709046-012A	**Matrix:**	AIR

Analyses	Result	**Limit	Qual	Units	DF	Date Analyzed
FIELD PARAMETERS		**FLD**				Analyst:
Lab Vacuum In	-4			"Hg		9/14/2017
Lab Vacuum Out	-30			"Hg		9/14/2017
1UG/M3 W/ 0.25UG/M3 CT-TCE-VC		**TO-15**				Analyst: **RJP**
1,1,1-Trichloroethane	< 0.15	0.15		ppbV	1	9/15/2017 3:39:00 PM
1,1,2,2-Tetrachloroethane	< 0.15	0.15		ppbV	1	9/15/2017 3:39:00 PM
1,1,2-Trichloroethane	< 0.15	0.15		ppbV	1	9/15/2017 3:39:00 PM
1,1-Dichloroethane	< 0.15	0.15		ppbV	1	9/15/2017 3:39:00 PM
1,1-Dichloroethene	< 0.15	0.15		ppbV	1	9/15/2017 3:39:00 PM
1,2,4-Trichlorobenzene	< 0.15	0.15		ppbV	1	9/15/2017 3:39:00 PM
1,2,4-Trimethylbenzene	0.12	0.15	J	ppbV	1	9/15/2017 3:39:00 PM
1,2-Dibromoethane	< 0.15	0.15		ppbV	1	9/15/2017 3:39:00 PM
1,2-Dichlorobenzene	< 0.15	0.15		ppbV	1	9/15/2017 3:39:00 PM
1,2-Dichloroethane	< 0.15	0.15		ppbV	1	9/15/2017 3:39:00 PM
1,2-Dichloropropane	< 0.15	0.15		ppbV	1	9/15/2017 3:39:00 PM
1,3,5-Trimethylbenzene	< 0.15	0.15		ppbV	1	9/15/2017 3:39:00 PM
1,3-butadiene	< 0.15	0.15		ppbV	1	9/15/2017 3:39:00 PM
1,3-Dichlorobenzene	< 0.15	0.15		ppbV	1	9/15/2017 3:39:00 PM
1,4-Dichlorobenzene	< 0.15	0.15		ppbV	1	9/15/2017 3:39:00 PM
1,4-Dioxane	< 0.30	0.30		ppbV	1	9/15/2017 3:39:00 PM
2,2,4-trimethylpentane	< 0.15	0.15		ppbV	1	9/15/2017 3:39:00 PM
4-ethyltoluene	< 0.15	0.15		ppbV	1	9/15/2017 3:39:00 PM
Acetone	7.6	3.0		ppbV	10	9/18/2017 2:40:00 PM
Allyl chloride	< 0.15	0.15		ppbV	1	9/15/2017 3:39:00 PM
Benzene	0.12	0.15	J	ppbV	1	9/15/2017 3:39:00 PM
Benzyl chloride	< 0.15	0.15		ppbV	1	9/15/2017 3:39:00 PM
Bromodichloromethane	< 0.15	0.15		ppbV	1	9/15/2017 3:39:00 PM
Bromoform	< 0.15	0.15		ppbV	1	9/15/2017 3:39:00 PM
Bromomethane	< 0.15	0.15		ppbV	1	9/15/2017 3:39:00 PM
Carbon disulfide	< 0.15	0.15		ppbV	1	9/15/2017 3:39:00 PM
Carbon tetrachloride	0.11	0.040		ppbV	1	9/15/2017 3:39:00 PM
Chlorobenzene	< 0.15	0.15		ppbV	1	9/15/2017 3:39:00 PM
Chloroethane	< 0.15	0.15		ppbV	1	9/15/2017 3:39:00 PM
Chloroform	< 0.15	0.15		ppbV	1	9/15/2017 3:39:00 PM
Chloromethane	0.60	0.15		ppbV	1	9/15/2017 3:39:00 PM
cis-1,2-Dichloroethene	< 0.15	0.15		ppbV	1	9/15/2017 3:39:00 PM
cis-1,3-Dichloropropene	< 0.15	0.15		ppbV	1	9/15/2017 3:39:00 PM
Cyclohexane	< 0.15	0.15		ppbV	1	9/15/2017 3:39:00 PM
Dibromochloromethane	< 0.15	0.15		ppbV	1	9/15/2017 3:39:00 PM
Ethyl acetate	0.13	0.15	J	ppbV	1	9/15/2017 3:39:00 PM

Qualifiers:

**	Quantitation Limit	.	Results reported are not blank corrected
B	Analyte detected in the associated Method Blank	E	Estimated Value above quantitation range
H	Holding times for preparation or analysis exceeded	J	Analyte detected below quantitation limit
JN	Non-routine analyte. Quantitation estimated.	ND	Not Detected at the Limit of Detection
S	Spike Recovery outside accepted recovery limits		

Centek Laboratories, LLC

Date: *21-Sep-17*

CLIENT:	LaBella Associates, P.C.	**Client Sample ID:**	IAQ-05
Lab Order:	C1709046	**Tag Number:**	94,378
Project:	Kodak Hawkeye Facility	**Collection Date:**	9/8/2017
Lab ID:	C1709046-012A	**Matrix:**	AIR

Analyses	Result	**Limit	Qual	Units	DF	Date Analyzed
1UG/M3 W/ 0.25UG/M3 CT-TCE-VC		**TO-15**				Analyst: **RJP**
Ethylbenzene	< 0.15	0.15		ppbV	1	9/15/2017 3:39:00 PM
Freon 11	0.27	0.15		ppbV	1	9/15/2017 3:39:00 PM
Freon 113	< 0.15	0.15		ppbV	1	9/15/2017 3:39:00 PM
Freon 114	< 0.15	0.15		ppbV	1	9/15/2017 3:39:00 PM
Freon 12	0.56	0.15		ppbV	1	9/15/2017 3:39:00 PM
Heptane	0.11	0.15	J	ppbV	1	9/15/2017 3:39:00 PM
Hexachloro-1,3-butadiene	< 0.15	0.15		ppbV	1	9/15/2017 3:39:00 PM
Hexane	0.19	0.15		ppbV	1	9/15/2017 3:39:00 PM
Isopropyl alcohol	0.75	0.15		ppbV	1	9/15/2017 3:39:00 PM
m&p-Xylene	0.18	0.30	J	ppbV	1	9/15/2017 3:39:00 PM
Methyl Butyl Ketone	< 0.30	0.30		ppbV	1	9/15/2017 3:39:00 PM
Methyl Ethyl Ketone	0.20	0.30	J	ppbV	1	9/15/2017 3:39:00 PM
Methyl Isobutyl Ketone	1.4	0.30		ppbV	1	9/15/2017 3:39:00 PM
Methyl tert-butyl ether	< 0.15	0.15		ppbV	1	9/15/2017 3:39:00 PM
Methylene chloride	0.28	0.15		ppbV	1	9/15/2017 3:39:00 PM
o-Xylene	< 0.15	0.15		ppbV	1	9/15/2017 3:39:00 PM
Propylene	< 0.15	0.15		ppbV	1	9/15/2017 3:39:00 PM
Styrene	< 0.15	0.15		ppbV	1	9/15/2017 3:39:00 PM
Tetrachloroethylene	< 0.15	0.15		ppbV	1	9/15/2017 3:39:00 PM
Tetrahydrofuran	< 0.15	0.15		ppbV	1	9/15/2017 3:39:00 PM
Toluene	0.51	0.15		ppbV	1	9/15/2017 3:39:00 PM
trans-1,2-Dichloroethene	< 0.15	0.15		ppbV	1	9/15/2017 3:39:00 PM
trans-1,3-Dichloropropene	< 0.15	0.15		ppbV	1	9/15/2017 3:39:00 PM
Trichloroethene	1.1	0.040		ppbV	1	9/15/2017 3:39:00 PM
Vinyl acetate	< 0.15	0.15		ppbV	1	9/15/2017 3:39:00 PM
Vinyl Bromide	< 0.15	0.15		ppbV	1	9/15/2017 3:39:00 PM
Vinyl chloride	< 0.040	0.040		ppbV	1	9/15/2017 3:39:00 PM
Surr: Bromofluorobenzene	80.0	70-130		%REC	1	9/15/2017 3:39:00 PM

Qualifiers:				
	**	Quantitation Limit	.	Results reported are not blank corrected
	B	Analyte detected in the associated Method Blank	E	Estimated Value above quantitation range
	H	Holding times for preparation or analysis exceeded	J	Analyte detected below quantitation limit
	JN	Non-routine analyte. Quantitation estimated.	ND	Not Detected at the Limit of Detection
	S	Spike Recovery outside accepted recovery limits		

Centek Laboratories, LLC

Date: *21-Sep-17*

CLIENT:	LaBella Associates, P.C.	**Client Sample ID:**	SS-07
Lab Order:	C1709046	**Tag Number:**	191,259
Project:	Kodak Hawkeye Facility	**Collection Date:**	9/8/2017
Lab ID:	C1709046-013A	**Matrix:**	AIR

Analyses	Result	**Limit	Qual	Units	DF	Date Analyzed
FIELD PARAMETERS		**FLD**				Analyst:
Lab Vacuum In	-6			"Hg		9/14/2017
Lab Vacuum Out	-30			"Hg		9/14/2017
1UG/M3 BY METHOD TO15		**TO-15**				Analyst: **RJP**
1,1,1-Trichloroethane	0.48	0.15		ppbV	1	9/19/2017 6:57:00 PM
1,1,2,2-Tetrachloroethane	< 0.15	0.15		ppbV	1	9/19/2017 6:57:00 PM
1,1,2-Trichloroethane	< 0.15	0.15		ppbV	1	9/19/2017 6:57:00 PM
1,1-Dichloroethane	< 0.15	0.15		ppbV	1	9/19/2017 6:57:00 PM
1,1-Dichloroethene	< 0.15	0.15		ppbV	1	9/19/2017 6:57:00 PM
1,2,4-Trichlorobenzene	< 0.15	0.15		ppbV	1	9/19/2017 6:57:00 PM
1,2,4-Trimethylbenzene	2.2	0.15		ppbV	1	9/19/2017 6:57:00 PM
1,2-Dibromoethane	< 0.15	0.15		ppbV	1	9/19/2017 6:57:00 PM
1,2-Dichlorobenzene	< 0.15	0.15		ppbV	1	9/19/2017 6:57:00 PM
1,2-Dichloroethane	< 0.15	0.15		ppbV	1	9/19/2017 6:57:00 PM
1,2-Dichloropropane	< 0.15	0.15		ppbV	1	9/19/2017 6:57:00 PM
1,3,5-Trimethylbenzene	0.85	0.15		ppbV	1	9/19/2017 6:57:00 PM
1,3-butadiene	< 0.15	0.15		ppbV	1	9/19/2017 6:57:00 PM
1,3-Dichlorobenzene	< 0.15	0.15		ppbV	1	9/19/2017 6:57:00 PM
1,4-Dichlorobenzene	< 0.15	0.15		ppbV	1	9/19/2017 6:57:00 PM
1,4-Dioxane	< 0.30	0.30		ppbV	1	9/19/2017 6:57:00 PM
2,2,4-trimethylpentane	< 0.15	0.15		ppbV	1	9/19/2017 6:57:00 PM
4-ethyltoluene	0.59	0.15		ppbV	1	9/19/2017 6:57:00 PM
Acetone	48	6.0		ppbV	20	9/20/2017 6:12:00 PM
Allyl chloride	< 0.15	0.15		ppbV	1	9/19/2017 6:57:00 PM
Benzene	0.75	0.15		ppbV	1	9/19/2017 6:57:00 PM
Benzyl chloride	< 0.15	0.15		ppbV	1	9/19/2017 6:57:00 PM
Bromodichloromethane	< 0.15	0.15		ppbV	1	9/19/2017 6:57:00 PM
Bromoform	< 0.15	0.15		ppbV	1	9/19/2017 6:57:00 PM
Bromomethane	< 0.15	0.15		ppbV	1	9/19/2017 6:57:00 PM
Carbon disulfide	3.6	1.5		ppbV	10	9/20/2017 4:35:00 PM
Carbon tetrachloride	0.11	0.15	J	ppbV	1	9/19/2017 6:57:00 PM
Chlorobenzene	< 0.15	0.15		ppbV	1	9/19/2017 6:57:00 PM
Chloroethane	< 0.15	0.15		ppbV	1	9/19/2017 6:57:00 PM
Chloroform	0.87	0.15		ppbV	1	9/19/2017 6:57:00 PM
Chloromethane	1.1	0.15		ppbV	1	9/19/2017 6:57:00 PM
cis-1,2-Dichloroethene	< 0.15	0.15		ppbV	1	9/19/2017 6:57:00 PM
cis-1,3-Dichloropropene	< 0.15	0.15		ppbV	1	9/19/2017 6:57:00 PM
Cyclohexane	1.5	0.15		ppbV	1	9/19/2017 6:57:00 PM
Dibromochloromethane	< 0.15	0.15		ppbV	1	9/19/2017 6:57:00 PM
Ethyl acetate	2.5	1.5		ppbV	10	9/20/2017 4:35:00 PM

Qualifiers:

**	Quantitation Limit	.	Results reported are not blank corrected
B	Analyte detected in the associated Method Blank	E	Estimated Value above quantitation range
H	Holding times for preparation or analysis exceeded	J	Analyte detected below quantitation limit
JN	Non-routine analyte. Quantitation estimated.	ND	Not Detected at the Limit of Detection
S	Spike Recovery outside accepted recovery limits		

Centek Laboratories, LLC

Date: *21-Sep-17*

CLIENT:	LaBella Associates, P.C.	**Client Sample ID:**	SS-07
Lab Order:	C1709046	**Tag Number:**	191,259
Project:	Kodak Hawkeye Facility	**Collection Date:**	9/8/2017
Lab ID:	C1709046-013A	**Matrix:**	AIR

Analyses	Result	**Limit	Qual	Units	DF	Date Analyzed
1UG/M3 BY METHOD TO15		**TO-15**				Analyst: **RJP**
Ethylbenzene	0.29	0.15		ppbV	1	9/19/2017 6:57:00 PM
Freon 11	0.36	0.15		ppbV	1	9/19/2017 6:57:00 PM
Freon 113	0.59	0.15		ppbV	1	9/19/2017 6:57:00 PM
Freon 114	< 0.15	0.15		ppbV	1	9/19/2017 6:57:00 PM
Freon 12	6.9	1.5		ppbV	10	9/20/2017 4:35:00 PM
Heptane	2.0	0.15		ppbV	1	9/19/2017 6:57:00 PM
Hexachloro-1,3-butadiene	< 0.15	0.15		ppbV	1	9/19/2017 6:57:00 PM
Hexane	2.3	1.5		ppbV	10	9/20/2017 4:35:00 PM
Isopropyl alcohol	17	3.0		ppbV	20	9/20/2017 6:12:00 PM
m&p-Xylene	0.82	0.30		ppbV	1	9/19/2017 6:57:00 PM
Methyl Butyl Ketone	< 0.30	0.30		ppbV	1	9/19/2017 6:57:00 PM
Methyl Ethyl Ketone	2.2	3.0	J	ppbV	10	9/20/2017 4:35:00 PM
Methyl Isobutyl Ketone	0.43	0.30		ppbV	1	9/19/2017 6:57:00 PM
Methyl tert-butyl ether	< 0.15	0.15		ppbV	1	9/19/2017 6:57:00 PM
Methylene chloride	8.0	1.5		ppbV	10	9/20/2017 4:35:00 PM
o-Xylene	0.37	0.15		ppbV	1	9/19/2017 6:57:00 PM
Propylene	< 0.15	0.15		ppbV	1	9/19/2017 6:57:00 PM
Styrene	0.28	0.15		ppbV	1	9/19/2017 6:57:00 PM
Tetrachloroethylene	0.14	0.15	J	ppbV	1	9/19/2017 6:57:00 PM
Tetrahydrofuran	< 0.15	0.15		ppbV	1	9/19/2017 6:57:00 PM
Toluene	7.6	1.5		ppbV	10	9/20/2017 4:35:00 PM
trans-1,2-Dichloroethene	< 0.15	0.15		ppbV	1	9/19/2017 6:57:00 PM
trans-1,3-Dichloropropene	< 0.15	0.15		ppbV	1	9/19/2017 6:57:00 PM
Trichloroethene	20	1.5		ppbV	10	9/20/2017 4:35:00 PM
Vinyl acetate	< 0.15	0.15		ppbV	1	9/19/2017 6:57:00 PM
Vinyl Bromide	< 0.15	0.15		ppbV	1	9/19/2017 6:57:00 PM
Vinyl chloride	0.31	0.15		ppbV	1	9/19/2017 6:57:00 PM
Surr: Bromofluorobenzene	106	70-130		%REC	1	9/19/2017 6:57:00 PM

Qualifiers:

**	Quantitation Limit	.	Results reported are not blank corrected
B	Analyte detected in the associated Method Blank	E	Estimated Value above quantitation range
H	Holding times for preparation or analysis exceeded	J	Analyte detected below quantitation limit
JN	Non-routine analyte. Quantitation estimated.	ND	Not Detected at the Limit of Detection
S	Spike Recovery outside accepted recovery limits		

Centek Laboratories, LLC

Date: *21-Sep-17*

CLIENT:	LaBella Associates, P.C.	**Client Sample ID:**	IAQ-07
Lab Order:	C1709046	**Tag Number:**	225,281
Project:	Kodak Hawkeye Facility	**Collection Date:**	9/8/2017
Lab ID:	C1709046-014A	**Matrix:**	AIR

Analyses	Result	**Limit	Qual	Units	DF	Date Analyzed
FIELD PARAMETERS		**FLD**				Analyst:
Lab Vacuum In	-8			"Hg		9/14/2017
Lab Vacuum Out	-30			"Hg		9/14/2017
1UG/M3 W/ 0.25UG/M3 CT-TCE-VC		**TO-15**				Analyst: **RJP**
1,1,1-Trichloroethane	< 0.15	0.15		ppbV	1	9/15/2017 4:21:00 PM
1,1,2,2-Tetrachloroethane	< 0.15	0.15		ppbV	1	9/15/2017 4:21:00 PM
1,1,2-Trichloroethane	< 0.15	0.15		ppbV	1	9/15/2017 4:21:00 PM
1,1-Dichloroethane	< 0.15	0.15		ppbV	1	9/15/2017 4:21:00 PM
1,1-Dichloroethene	< 0.15	0.15		ppbV	1	9/15/2017 4:21:00 PM
1,2,4-Trichlorobenzene	< 0.15	0.15		ppbV	1	9/15/2017 4:21:00 PM
1,2,4-Trimethylbenzene	0.13	0.15	J	ppbV	1	9/15/2017 4:21:00 PM
1,2-Dibromoethane	< 0.15	0.15		ppbV	1	9/15/2017 4:21:00 PM
1,2-Dichlorobenzene	< 0.15	0.15		ppbV	1	9/15/2017 4:21:00 PM
1,2-Dichloroethane	< 0.15	0.15		ppbV	1	9/15/2017 4:21:00 PM
1,2-Dichloropropane	< 0.15	0.15		ppbV	1	9/15/2017 4:21:00 PM
1,3,5-Trimethylbenzene	0.15	0.15		ppbV	1	9/15/2017 4:21:00 PM
1,3-butadiene	< 0.15	0.15		ppbV	1	9/15/2017 4:21:00 PM
1,3-Dichlorobenzene	< 0.15	0.15		ppbV	1	9/15/2017 4:21:00 PM
1,4-Dichlorobenzene	< 0.15	0.15		ppbV	1	9/15/2017 4:21:00 PM
1,4-Dioxane	< 0.30	0.30		ppbV	1	9/15/2017 4:21:00 PM
2,2,4-trimethylpentane	< 0.15	0.15		ppbV	1	9/15/2017 4:21:00 PM
4-ethyltoluene	< 0.15	0.15		ppbV	1	9/15/2017 4:21:00 PM
Acetone	10	3.0		ppbV	10	9/18/2017 3:17:00 PM
Allyl chloride	< 0.15	0.15		ppbV	1	9/15/2017 4:21:00 PM
Benzene	0.17	0.15		ppbV	1	9/15/2017 4:21:00 PM
Benzyl chloride	< 0.15	0.15		ppbV	1	9/15/2017 4:21:00 PM
Bromodichloromethane	< 0.15	0.15		ppbV	1	9/15/2017 4:21:00 PM
Bromoform	< 0.15	0.15		ppbV	1	9/15/2017 4:21:00 PM
Bromomethane	< 0.15	0.15		ppbV	1	9/15/2017 4:21:00 PM
Carbon disulfide	< 0.15	0.15		ppbV	1	9/15/2017 4:21:00 PM
Carbon tetrachloride	0.10	0.040		ppbV	1	9/15/2017 4:21:00 PM
Chlorobenzene	< 0.15	0.15		ppbV	1	9/15/2017 4:21:00 PM
Chloroethane	< 0.15	0.15		ppbV	1	9/15/2017 4:21:00 PM
Chloroform	0.11	0.15	J	ppbV	1	9/15/2017 4:21:00 PM
Chloromethane	0.66	0.15		ppbV	1	9/15/2017 4:21:00 PM
cis-1,2-Dichloroethene	< 0.15	0.15		ppbV	1	9/15/2017 4:21:00 PM
cis-1,3-Dichloropropene	< 0.15	0.15		ppbV	1	9/15/2017 4:21:00 PM
Cyclohexane	< 0.15	0.15		ppbV	1	9/15/2017 4:21:00 PM
Dibromochloromethane	< 0.15	0.15		ppbV	1	9/15/2017 4:21:00 PM
Ethyl acetate	0.25	0.15		ppbV	1	9/15/2017 4:21:00 PM

Qualifiers:

**	Quantitation Limit	.	Results reported are not blank corrected
B	Analyte detected in the associated Method Blank	E	Estimated Value above quantitation range
H	Holding times for preparation or analysis exceeded	J	Analyte detected below quantitation limit
JN	Non-routine analyte. Quantitation estimated.	ND	Not Detected at the Limit of Detection
S	Spike Recovery outside accepted recovery limits		

Centek Laboratories, LLC

Date: *21-Sep-17*

CLIENT:	LaBella Associates, P.C.	**Client Sample ID:**	IAQ-07
Lab Order:	C1709046	**Tag Number:**	225,281
Project:	Kodak Hawkeye Facility	**Collection Date:**	9/8/2017
Lab ID:	C1709046-014A	**Matrix:**	AIR

Analyses	Result	**Limit	Qual	Units	DF	Date Analyzed
1UG/M3 W/ 0.25UG/M3 CT-TCE-VC		**TO-15**				Analyst: **RJP**
Ethylbenzene	< 0.15	0.15		ppbV	1	9/15/2017 4:21:00 PM
Freon 11	0.35	0.15		ppbV	1	9/15/2017 4:21:00 PM
Freon 113	0.15	0.15		ppbV	1	9/15/2017 4:21:00 PM
Freon 114	< 0.15	0.15		ppbV	1	9/15/2017 4:21:00 PM
Freon 12	0.68	0.15		ppbV	1	9/15/2017 4:21:00 PM
Heptane	0.14	0.15	J	ppbV	1	9/15/2017 4:21:00 PM
Hexachloro-1,3-butadiene	< 0.15	0.15		ppbV	1	9/15/2017 4:21:00 PM
Hexane	0.21	0.15		ppbV	1	9/15/2017 4:21:00 PM
Isopropyl alcohol	1.2	0.15		ppbV	1	9/15/2017 4:21:00 PM
m&p-Xylene	0.15	0.30	J	ppbV	1	9/15/2017 4:21:00 PM
Methyl Butyl Ketone	< 0.30	0.30		ppbV	1	9/15/2017 4:21:00 PM
Methyl Ethyl Ketone	0.40	0.30		ppbV	1	9/15/2017 4:21:00 PM
Methyl Isobutyl Ketone	0.14	0.30	J	ppbV	1	9/15/2017 4:21:00 PM
Methyl tert-butyl ether	< 0.15	0.15		ppbV	1	9/15/2017 4:21:00 PM
Methylene chloride	0.84	0.15		ppbV	1	9/15/2017 4:21:00 PM
o-Xylene	< 0.15	0.15		ppbV	1	9/15/2017 4:21:00 PM
Propylene	< 0.15	0.15		ppbV	1	9/15/2017 4:21:00 PM
Styrene	< 0.15	0.15		ppbV	1	9/15/2017 4:21:00 PM
Tetrachloroethylene	< 0.15	0.15		ppbV	1	9/15/2017 4:21:00 PM
Tetrahydrofuran	< 0.15	0.15		ppbV	1	9/15/2017 4:21:00 PM
Toluene	0.74	0.15		ppbV	1	9/15/2017 4:21:00 PM
trans-1,2-Dichloroethene	< 0.15	0.15		ppbV	1	9/15/2017 4:21:00 PM
trans-1,3-Dichloropropene	< 0.15	0.15		ppbV	1	9/15/2017 4:21:00 PM
Trichloroethene	0.46	0.040		ppbV	1	9/15/2017 4:21:00 PM
Vinyl acetate	< 0.15	0.15		ppbV	1	9/15/2017 4:21:00 PM
Vinyl Bromide	< 0.15	0.15		ppbV	1	9/15/2017 4:21:00 PM
Vinyl chloride	< 0.040	0.040		ppbV	1	9/15/2017 4:21:00 PM
Surr: Bromofluorobenzene	80.0	70-130		%REC	1	9/15/2017 4:21:00 PM

Qualifiers:				
	**	Quantitation Limit	.	Results reported are not blank corrected
	B	Analyte detected in the associated Method Blank	E	Estimated Value above quantitation range
	H	Holding times for preparation or analysis exceeded	J	Analyte detected below quantitation limit
	JN	Non-routine analyte. Quantitation estimated.	ND	Not Detected at the Limit of Detection
	S	Spike Recovery outside accepted recovery limits		

Centek Laboratories, LLC

Date: *21-Sep-17*

CLIENT:	LaBella Associates, P.C.	**Client Sample ID:**	SS-08
Lab Order:	C1709046	**Tag Number:**	242,298
Project:	Kodak Hawkeye Facility	**Collection Date:**	9/8/2017
Lab ID:	C1709046-015A	**Matrix:**	AIR

Analyses	Result	**Limit	Qual	Units	DF	Date Analyzed
FIELD PARAMETERS		**FLD**				Analyst:
Lab Vacuum In	-9			"Hg		9/14/2017
Lab Vacuum Out	-30			"Hg		9/14/2017
1UG/M3 BY METHOD TO15		**TO-15**				Analyst: **RJP**
1,1,1-Trichloroethane	0.44	0.15		ppbV	1	9/19/2017 7:40:00 PM
1,1,2,2-Tetrachloroethane	< 0.15	0.15		ppbV	1	9/19/2017 7:40:00 PM
1,1,2-Trichloroethane	< 0.15	0.15		ppbV	1	9/19/2017 7:40:00 PM
1,1-Dichloroethane	< 0.15	0.15		ppbV	1	9/19/2017 7:40:00 PM
1,1-Dichloroethene	< 0.15	0.15		ppbV	1	9/19/2017 7:40:00 PM
1,2,4-Trichlorobenzene	< 0.15	0.15		ppbV	1	9/19/2017 7:40:00 PM
1,2,4-Trimethylbenzene	1.8	0.15		ppbV	1	9/19/2017 7:40:00 PM
1,2-Dibromoethane	< 0.15	0.15		ppbV	1	9/19/2017 7:40:00 PM
1,2-Dichlorobenzene	< 0.15	0.15		ppbV	1	9/19/2017 7:40:00 PM
1,2-Dichloroethane	< 0.15	0.15		ppbV	1	9/19/2017 7:40:00 PM
1,2-Dichloropropane	< 0.15	0.15		ppbV	1	9/19/2017 7:40:00 PM
1,3,5-Trimethylbenzene	0.69	0.15		ppbV	1	9/19/2017 7:40:00 PM
1,3-butadiene	< 0.15	0.15		ppbV	1	9/19/2017 7:40:00 PM
1,3-Dichlorobenzene	< 0.15	0.15		ppbV	1	9/19/2017 7:40:00 PM
1,4-Dichlorobenzene	< 0.15	0.15		ppbV	1	9/19/2017 7:40:00 PM
1,4-Dioxane	< 0.30	0.30		ppbV	1	9/19/2017 7:40:00 PM
2,2,4-trimethylpentane	< 0.15	0.15		ppbV	1	9/19/2017 7:40:00 PM
4-ethyltoluene	0.49	0.15		ppbV	1	9/19/2017 7:40:00 PM
Acetone	87	12		ppbV	40	9/20/2017 7:26:00 PM
Allyl chloride	< 0.15	0.15		ppbV	1	9/19/2017 7:40:00 PM
Benzene	0.41	0.15		ppbV	1	9/19/2017 7:40:00 PM
Benzyl chloride	< 0.15	0.15		ppbV	1	9/19/2017 7:40:00 PM
Bromodichloromethane	< 0.15	0.15		ppbV	1	9/19/2017 7:40:00 PM
Bromoform	< 0.15	0.15		ppbV	1	9/19/2017 7:40:00 PM
Bromomethane	< 0.15	0.15		ppbV	1	9/19/2017 7:40:00 PM
Carbon disulfide	2.2	0.15		ppbV	1	9/19/2017 7:40:00 PM
Carbon tetrachloride	0.11	0.15	J	ppbV	1	9/19/2017 7:40:00 PM
Chlorobenzene	< 0.15	0.15		ppbV	1	9/19/2017 7:40:00 PM
Chloroethane	< 0.15	0.15		ppbV	1	9/19/2017 7:40:00 PM
Chloroform	0.67	0.15		ppbV	1	9/19/2017 7:40:00 PM
Chloromethane	1.3	0.15		ppbV	1	9/19/2017 7:40:00 PM
cis-1,2-Dichloroethene	< 0.15	0.15		ppbV	1	9/19/2017 7:40:00 PM
cis-1,3-Dichloropropene	< 0.15	0.15		ppbV	1	9/19/2017 7:40:00 PM
Cyclohexane	0.52	0.15		ppbV	1	9/19/2017 7:40:00 PM
Dibromochloromethane	< 0.15	0.15		ppbV	1	9/19/2017 7:40:00 PM
Ethyl acetate	2.3	1.5		ppbV	10	9/20/2017 6:49:00 PM

Qualifiers:

**	Quantitation Limit	.	Results reported are not blank corrected
B	Analyte detected in the associated Method Blank	E	Estimated Value above quantitation range
H	Holding times for preparation or analysis exceeded	J	Analyte detected below quantitation limit
JN	Non-routine analyte. Quantitation estimated.	ND	Not Detected at the Limit of Detection
S	Spike Recovery outside accepted recovery limits		

Centek Laboratories, LLC

Date: *21-Sep-17*

CLIENT:	LaBella Associates, P.C.	**Client Sample ID:**	SS-08
Lab Order:	C1709046	**Tag Number:**	242,298
Project:	Kodak Hawkeye Facility	**Collection Date:**	9/8/2017
Lab ID:	C1709046-015A	**Matrix:**	AIR

Analyses	Result	**Limit	Qual	Units	DF	Date Analyzed
1UG/M3 BY METHOD TO15		**TO-15**				Analyst: **RJP**
Ethylbenzene	0.25	0.15		ppbV	1	9/19/2017 7:40:00 PM
Freon 11	0.43	0.15		ppbV	1	9/19/2017 7:40:00 PM
Freon 113	0.80	0.15		ppbV	1	9/19/2017 7:40:00 PM
Freon 114	< 0.15	0.15		ppbV	1	9/19/2017 7:40:00 PM
Freon 12	4.1	1.5		ppbV	10	9/20/2017 6:49:00 PM
Heptane	1.8	0.15		ppbV	1	9/19/2017 7:40:00 PM
Hexachloro-1,3-butadiene	< 0.15	0.15		ppbV	1	9/19/2017 7:40:00 PM
Hexane	2.0	1.5		ppbV	10	9/20/2017 6:49:00 PM
Isopropyl alcohol	22	1.5		ppbV	10	9/20/2017 6:49:00 PM
m&p-Xylene	0.70	0.30		ppbV	1	9/19/2017 7:40:00 PM
Methyl Butyl Ketone	< 0.30	0.30		ppbV	1	9/19/2017 7:40:00 PM
Methyl Ethyl Ketone	2.1	0.30		ppbV	1	9/19/2017 7:40:00 PM
Methyl Isobutyl Ketone	0.25	0.30	J	ppbV	1	9/19/2017 7:40:00 PM
Methyl tert-butyl ether	< 0.15	0.15		ppbV	1	9/19/2017 7:40:00 PM
Methylene chloride	7.5	1.5		ppbV	10	9/20/2017 6:49:00 PM
o-Xylene	0.31	0.15		ppbV	1	9/19/2017 7:40:00 PM
Propylene	< 0.15	0.15		ppbV	1	9/19/2017 7:40:00 PM
Styrene	0.21	0.15		ppbV	1	9/19/2017 7:40:00 PM
Tetrachloroethylene	0.12	0.15	J	ppbV	1	9/19/2017 7:40:00 PM
Tetrahydrofuran	0.39	0.15		ppbV	1	9/19/2017 7:40:00 PM
Toluene	6.0	1.5		ppbV	10	9/20/2017 6:49:00 PM
trans-1,2-Dichloroethene	< 0.15	0.15		ppbV	1	9/19/2017 7:40:00 PM
trans-1,3-Dichloropropene	< 0.15	0.15		ppbV	1	9/19/2017 7:40:00 PM
Trichloroethene	48	6.0		ppbV	40	9/20/2017 7:26:00 PM
Vinyl acetate	< 0.15	0.15		ppbV	1	9/19/2017 7:40:00 PM
Vinyl Bromide	< 0.15	0.15		ppbV	1	9/19/2017 7:40:00 PM
Vinyl chloride	0.26	0.15		ppbV	1	9/19/2017 7:40:00 PM
Surr: Bromofluorobenzene	110	70-130		%REC	1	9/19/2017 7:40:00 PM

Qualifiers:

**	Quantitation Limit	.	Results reported are not blank corrected
B	Analyte detected in the associated Method Blank	E	Estimated Value above quantitation range
H	Holding times for preparation or analysis exceeded	J	Analyte detected below quantitation limit
JN	Non-routine analyte. Quantitation estimated.	ND	Not Detected at the Limit of Detection
S	Spike Recovery outside accepted recovery limits		

Centek Laboratories, LLC

Date: *21-Sep-17*

CLIENT:	LaBella Associates, P.C.	**Client Sample ID:**	IAQ-08
Lab Order:	C1709046	**Tag Number:**	564,447
Project:	Kodak Hawkeye Facility	**Collection Date:**	9/8/2017
Lab ID:	C1709046-016A	**Matrix:**	AIR

Analyses	Result	**Limit	Qual	Units	DF	Date Analyzed
FIELD PARAMETERS		**FLD**				Analyst:
Lab Vacuum In	-3			"Hg		9/14/2017
Lab Vacuum Out	-30			"Hg		9/14/2017
1UG/M3 W/ 0.25UG/M3 CT-TCE-VC		**TO-15**				Analyst: **RJP**
1,1,1-Trichloroethane	< 0.15	0.15		ppbV	1	9/15/2017 5:02:00 PM
1,1,2,2-Tetrachloroethane	< 0.15	0.15		ppbV	1	9/15/2017 5:02:00 PM
1,1,2-Trichloroethane	< 0.15	0.15		ppbV	1	9/15/2017 5:02:00 PM
1,1-Dichloroethane	< 0.15	0.15		ppbV	1	9/15/2017 5:02:00 PM
1,1-Dichloroethene	< 0.15	0.15		ppbV	1	9/15/2017 5:02:00 PM
1,2,4-Trichlorobenzene	< 0.15	0.15		ppbV	1	9/15/2017 5:02:00 PM
1,2,4-Trimethylbenzene	< 0.15	0.15		ppbV	1	9/15/2017 5:02:00 PM
1,2-Dibromoethane	< 0.15	0.15		ppbV	1	9/15/2017 5:02:00 PM
1,2-Dichlorobenzene	< 0.15	0.15		ppbV	1	9/15/2017 5:02:00 PM
1,2-Dichloroethane	< 0.15	0.15		ppbV	1	9/15/2017 5:02:00 PM
1,2-Dichloropropane	< 0.15	0.15		ppbV	1	9/15/2017 5:02:00 PM
1,3,5-Trimethylbenzene	< 0.15	0.15		ppbV	1	9/15/2017 5:02:00 PM
1,3-butadiene	< 0.15	0.15		ppbV	1	9/15/2017 5:02:00 PM
1,3-Dichlorobenzene	< 0.15	0.15		ppbV	1	9/15/2017 5:02:00 PM
1,4-Dichlorobenzene	< 0.15	0.15		ppbV	1	9/15/2017 5:02:00 PM
1,4-Dioxane	< 0.30	0.30		ppbV	1	9/15/2017 5:02:00 PM
2,2,4-trimethylpentane	< 0.15	0.15		ppbV	1	9/15/2017 5:02:00 PM
4-ethyltoluene	< 0.15	0.15		ppbV	1	9/15/2017 5:02:00 PM
Acetone	8.7	3.0		ppbV	10	9/18/2017 3:54:00 PM
Allyl chloride	< 0.15	0.15		ppbV	1	9/15/2017 5:02:00 PM
Benzene	0.13	0.15	J	ppbV	1	9/15/2017 5:02:00 PM
Benzyl chloride	< 0.15	0.15		ppbV	1	9/15/2017 5:02:00 PM
Bromodichloromethane	< 0.15	0.15		ppbV	1	9/15/2017 5:02:00 PM
Bromoform	< 0.15	0.15		ppbV	1	9/15/2017 5:02:00 PM
Bromomethane	< 0.15	0.15		ppbV	1	9/15/2017 5:02:00 PM
Carbon disulfide	< 0.15	0.15		ppbV	1	9/15/2017 5:02:00 PM
Carbon tetrachloride	0.10	0.040		ppbV	1	9/15/2017 5:02:00 PM
Chlorobenzene	< 0.15	0.15		ppbV	1	9/15/2017 5:02:00 PM
Chloroethane	< 0.15	0.15		ppbV	1	9/15/2017 5:02:00 PM
Chloroform	< 0.15	0.15		ppbV	1	9/15/2017 5:02:00 PM
Chloromethane	0.60	0.15		ppbV	1	9/15/2017 5:02:00 PM
cis-1,2-Dichloroethene	< 0.15	0.15		ppbV	1	9/15/2017 5:02:00 PM
cis-1,3-Dichloropropene	< 0.15	0.15		ppbV	1	9/15/2017 5:02:00 PM
Cyclohexane	< 0.15	0.15		ppbV	1	9/15/2017 5:02:00 PM
Dibromochloromethane	< 0.15	0.15		ppbV	1	9/15/2017 5:02:00 PM
Ethyl acetate	< 0.15	0.15		ppbV	1	9/15/2017 5:02:00 PM

Qualifiers:

**	Quantitation Limit	.	Results reported are not blank corrected
B	Analyte detected in the associated Method Blank	E	Estimated Value above quantitation range
H	Holding times for preparation or analysis exceeded	J	Analyte detected below quantitation limit
JN	Non-routine analyte. Quantitation estimated.	ND	Not Detected at the Limit of Detection
S	Spike Recovery outside accepted recovery limits		

Centek Laboratories, LLC

Date: *21-Sep-17*

CLIENT:	LaBella Associates, P.C.	**Client Sample ID:**	IAQ-08
Lab Order:	C1709046	**Tag Number:**	564,447
Project:	Kodak Hawkeye Facility	**Collection Date:**	9/8/2017
Lab ID:	C1709046-016A	**Matrix:**	AIR

Analyses	Result	**Limit	Qual	Units	DF	Date Analyzed
1UG/M3 W/ 0.25UG/M3 CT-TCE-VC		**TO-15**				Analyst: **RJP**
Ethylbenzene	< 0.15	0.15		ppbV	1	9/15/2017 5:02:00 PM
Freon 11	0.47	0.15		ppbV	1	9/15/2017 5:02:00 PM
Freon 113	< 0.15	0.15		ppbV	1	9/15/2017 5:02:00 PM
Freon 114	< 0.15	0.15		ppbV	1	9/15/2017 5:02:00 PM
Freon 12	0.66	0.15		ppbV	1	9/15/2017 5:02:00 PM
Heptane	< 0.15	0.15		ppbV	1	9/15/2017 5:02:00 PM
Hexachloro-1,3-butadiene	< 0.15	0.15		ppbV	1	9/15/2017 5:02:00 PM
Hexane	0.13	0.15	J	ppbV	1	9/15/2017 5:02:00 PM
Isopropyl alcohol	1.5	0.15		ppbV	1	9/15/2017 5:02:00 PM
m&p-Xylene	< 0.30	0.30		ppbV	1	9/15/2017 5:02:00 PM
Methyl Butyl Ketone	< 0.30	0.30		ppbV	1	9/15/2017 5:02:00 PM
Methyl Ethyl Ketone	0.23	0.30	J	ppbV	1	9/15/2017 5:02:00 PM
Methyl Isobutyl Ketone	< 0.30	0.30		ppbV	1	9/15/2017 5:02:00 PM
Methyl tert-butyl ether	< 0.15	0.15		ppbV	1	9/15/2017 5:02:00 PM
Methylene chloride	0.59	0.15		ppbV	1	9/15/2017 5:02:00 PM
o-Xylene	< 0.15	0.15		ppbV	1	9/15/2017 5:02:00 PM
Propylene	< 0.15	0.15		ppbV	1	9/15/2017 5:02:00 PM
Styrene	< 0.15	0.15		ppbV	1	9/15/2017 5:02:00 PM
Tetrachloroethylene	< 0.15	0.15		ppbV	1	9/15/2017 5:02:00 PM
Tetrahydrofuran	< 0.15	0.15		ppbV	1	9/15/2017 5:02:00 PM
Toluene	0.27	0.15		ppbV	1	9/15/2017 5:02:00 PM
trans-1,2-Dichloroethene	< 0.15	0.15		ppbV	1	9/15/2017 5:02:00 PM
trans-1,3-Dichloropropene	< 0.15	0.15		ppbV	1	9/15/2017 5:02:00 PM
Trichloroethene	0.24	0.040		ppbV	1	9/15/2017 5:02:00 PM
Vinyl acetate	< 0.15	0.15		ppbV	1	9/15/2017 5:02:00 PM
Vinyl Bromide	< 0.15	0.15		ppbV	1	9/15/2017 5:02:00 PM
Vinyl chloride	< 0.040	0.040		ppbV	1	9/15/2017 5:02:00 PM
Surr: Bromofluorobenzene	79.0	70-130		%REC	1	9/15/2017 5:02:00 PM

Qualifiers:

**	Quantitation Limit	.	Results reported are not blank corrected
B	Analyte detected in the associated Method Blank	E	Estimated Value above quantitation range
H	Holding times for preparation or analysis exceeded	J	Analyte detected below quantitation limit
JN	Non-routine analyte. Quantitation estimated.	ND	Not Detected at the Limit of Detection
S	Spike Recovery outside accepted recovery limits		

Centek Laboratories, LLC

Date: *21-Sep-17*

CLIENT:	LaBella Associates, P.C.	**Client Sample ID:**	SS-09
Lab Order:	C1709046	**Tag Number:**	158,433
Project:	Kodak Hawkeye Facility	**Collection Date:**	9/8/2017
Lab ID:	C1709046-017A	**Matrix:**	AIR

Analyses	Result	**Limit	Qual	Units	DF	Date Analyzed
FIELD PARAMETERS		**FLD**				Analyst:
Lab Vacuum In	-3			"Hg		9/14/2017
Lab Vacuum Out	-30			"Hg		9/14/2017
1UG/M3 BY METHOD TO15		**TO-15**				Analyst: **RJP**
1,1,1-Trichloroethane	< 0.15	0.15		ppbV	1	9/19/2017 8:22:00 PM
1,1,2,2-Tetrachloroethane	< 0.15	0.15		ppbV	1	9/19/2017 8:22:00 PM
1,1,2-Trichloroethane	< 0.15	0.15		ppbV	1	9/19/2017 8:22:00 PM
1,1-Dichloroethane	< 0.15	0.15		ppbV	1	9/19/2017 8:22:00 PM
1,1-Dichloroethene	< 0.15	0.15		ppbV	1	9/19/2017 8:22:00 PM
1,2,4-Trichlorobenzene	< 0.15	0.15		ppbV	1	9/19/2017 8:22:00 PM
1,2,4-Trimethylbenzene	1.7	0.15		ppbV	1	9/19/2017 8:22:00 PM
1,2-Dibromoethane	< 0.15	0.15		ppbV	1	9/19/2017 8:22:00 PM
1,2-Dichlorobenzene	< 0.15	0.15		ppbV	1	9/19/2017 8:22:00 PM
1,2-Dichloroethane	< 0.15	0.15		ppbV	1	9/19/2017 8:22:00 PM
1,2-Dichloropropane	< 0.15	0.15		ppbV	1	9/19/2017 8:22:00 PM
1,3,5-Trimethylbenzene	0.69	0.15		ppbV	1	9/19/2017 8:22:00 PM
1,3-butadiene	< 0.15	0.15		ppbV	1	9/19/2017 8:22:00 PM
1,3-Dichlorobenzene	< 0.15	0.15		ppbV	1	9/19/2017 8:22:00 PM
1,4-Dichlorobenzene	< 0.15	0.15		ppbV	1	9/19/2017 8:22:00 PM
1,4-Dioxane	< 0.30	0.30		ppbV	1	9/19/2017 8:22:00 PM
2,2,4-trimethylpentane	< 0.15	0.15		ppbV	1	9/19/2017 8:22:00 PM
4-ethyltoluene	0.45	0.15		ppbV	1	9/19/2017 8:22:00 PM
Acetone	41	6.0		ppbV	20	9/20/2017 8:40:00 PM
Allyl chloride	< 0.15	0.15		ppbV	1	9/19/2017 8:22:00 PM
Benzene	0.51	0.15		ppbV	1	9/19/2017 8:22:00 PM
Benzyl chloride	< 0.15	0.15		ppbV	1	9/19/2017 8:22:00 PM
Bromodichloromethane	< 0.15	0.15		ppbV	1	9/19/2017 8:22:00 PM
Bromoform	< 0.15	0.15		ppbV	1	9/19/2017 8:22:00 PM
Bromomethane	< 0.15	0.15		ppbV	1	9/19/2017 8:22:00 PM
Carbon disulfide	1.3	0.15		ppbV	1	9/19/2017 8:22:00 PM
Carbon tetrachloride	0.27	0.15		ppbV	1	9/19/2017 8:22:00 PM
Chlorobenzene	< 0.15	0.15		ppbV	1	9/19/2017 8:22:00 PM
Chloroethane	< 0.15	0.15		ppbV	1	9/19/2017 8:22:00 PM
Chloroform	0.74	0.15		ppbV	1	9/19/2017 8:22:00 PM
Chloromethane	0.83	0.15		ppbV	1	9/19/2017 8:22:00 PM
cis-1,2-Dichloroethene	< 0.15	0.15		ppbV	1	9/19/2017 8:22:00 PM
cis-1,3-Dichloropropene	< 0.15	0.15		ppbV	1	9/19/2017 8:22:00 PM
Cyclohexane	0.56	0.15		ppbV	1	9/19/2017 8:22:00 PM
Dibromochloromethane	< 0.15	0.15		ppbV	1	9/19/2017 8:22:00 PM
Ethyl acetate	1.6	0.15		ppbV	1	9/19/2017 8:22:00 PM

Qualifiers:

**	Quantitation Limit	.	Results reported are not blank corrected
B	Analyte detected in the associated Method Blank	E	Estimated Value above quantitation range
H	Holding times for preparation or analysis exceeded	J	Analyte detected below quantitation limit
JN	Non-routine analyte. Quantitation estimated.	ND	Not Detected at the Limit of Detection
S	Spike Recovery outside accepted recovery limits		

Centek Laboratories, LLC

Date: *21-Sep-17*

CLIENT:	LaBella Associates, P.C.	**Client Sample ID:**	SS-09
Lab Order:	C1709046	**Tag Number:**	158,433
Project:	Kodak Hawkeye Facility	**Collection Date:**	9/8/2017
Lab ID:	C1709046-017A	**Matrix:**	AIR

Analyses	Result	**Limit	Qual	Units	DF	Date Analyzed
1UG/M3 BY METHOD TO15		**TO-15**				Analyst: **RJP**
Ethylbenzene	0.47	0.15		ppbV	1	9/19/2017 8:22:00 PM
Freon 11	3.8	1.5		ppbV	10	9/20/2017 8:03:00 PM
Freon 113	0.66	0.15		ppbV	1	9/19/2017 8:22:00 PM
Freon 114	< 0.15	0.15		ppbV	1	9/19/2017 8:22:00 PM
Freon 12	0.53	0.15		ppbV	1	9/19/2017 8:22:00 PM
Heptane	2.2	1.5		ppbV	10	9/20/2017 8:03:00 PM
Hexachloro-1,3-butadiene	< 0.15	0.15		ppbV	1	9/19/2017 8:22:00 PM
Hexane	1.7	0.15		ppbV	1	9/19/2017 8:22:00 PM
Isopropyl alcohol	12	1.5		ppbV	10	9/20/2017 8:03:00 PM
m&p-Xylene	0.85	0.30		ppbV	1	9/19/2017 8:22:00 PM
Methyl Butyl Ketone	< 0.30	0.30		ppbV	1	9/19/2017 8:22:00 PM
Methyl Ethyl Ketone	3.0	3.0		ppbV	10	9/20/2017 8:03:00 PM
Methyl Isobutyl Ketone	< 0.30	0.30		ppbV	1	9/19/2017 8:22:00 PM
Methyl tert-butyl ether	< 0.15	0.15		ppbV	1	9/19/2017 8:22:00 PM
Methylene chloride	5.1	1.5		ppbV	10	9/20/2017 8:03:00 PM
o-Xylene	< 0.15	0.15		ppbV	1	9/19/2017 8:22:00 PM
Propylene	< 0.15	0.15		ppbV	1	9/19/2017 8:22:00 PM
Styrene	< 0.15	0.15		ppbV	1	9/19/2017 8:22:00 PM
Tetrachloroethylene	< 0.15	0.15		ppbV	1	9/19/2017 8:22:00 PM
Tetrahydrofuran	0.42	0.15		ppbV	1	9/19/2017 8:22:00 PM
Toluene	4.0	1.5		ppbV	10	9/20/2017 8:03:00 PM
trans-1,2-Dichloroethene	< 0.15	0.15		ppbV	1	9/19/2017 8:22:00 PM
trans-1,3-Dichloropropene	< 0.15	0.15		ppbV	1	9/19/2017 8:22:00 PM
Trichloroethene	0.56	0.15		ppbV	1	9/19/2017 8:22:00 PM
Vinyl acetate	< 0.15	0.15		ppbV	1	9/19/2017 8:22:00 PM
Vinyl Bromide	< 0.15	0.15		ppbV	1	9/19/2017 8:22:00 PM
Vinyl chloride	< 0.15	0.15		ppbV	1	9/19/2017 8:22:00 PM
Surr: Bromofluorobenzene	125	70-130		%REC	1	9/19/2017 8:22:00 PM

Qualifiers:				
	**	Quantitation Limit	.	Results reported are not blank corrected
	B	Analyte detected in the associated Method Blank	E	Estimated Value above quantitation range
	H	Holding times for preparation or analysis exceeded	J	Analyte detected below quantitation limit
	JN	Non-routine analyte. Quantitation estimated.	ND	Not Detected at the Limit of Detection
	S	Spike Recovery outside accepted recovery limits		

Centek Laboratories, LLC

Date: *21-Sep-17*

CLIENT:	LaBella Associates, P.C.	**Client Sample ID:**	IAQ-09
Lab Order:	C1709046	**Tag Number:**	1190,379
Project:	Kodak Hawkeye Facility	**Collection Date:**	9/8/2017
Lab ID:	C1709046-018A	**Matrix:**	AIR

Analyses	Result	**Limit	Qual	Units	DF	Date Analyzed
FIELD PARAMETERS		**FLD**				Analyst:
Lab Vacuum In	-4			"Hg		9/14/2017
Lab Vacuum Out	-30			"Hg		9/14/2017
1UG/M3 W/ 0.25UG/M3 CT-TCE-VC		**TO-15**				Analyst: **RJP**
1,1,1-Trichloroethane	< 0.15	0.15		ppbV	1	9/15/2017 5:42:00 PM
1,1,2,2-Tetrachloroethane	< 0.15	0.15		ppbV	1	9/15/2017 5:42:00 PM
1,1,2-Trichloroethane	< 0.15	0.15		ppbV	1	9/15/2017 5:42:00 PM
1,1-Dichloroethane	< 0.15	0.15		ppbV	1	9/15/2017 5:42:00 PM
1,1-Dichloroethene	< 0.15	0.15		ppbV	1	9/15/2017 5:42:00 PM
1,2,4-Trichlorobenzene	< 0.15	0.15		ppbV	1	9/15/2017 5:42:00 PM
1,2,4-Trimethylbenzene	0.17	0.15		ppbV	1	9/15/2017 5:42:00 PM
1,2-Dibromoethane	< 0.15	0.15		ppbV	1	9/15/2017 5:42:00 PM
1,2-Dichlorobenzene	< 0.15	0.15		ppbV	1	9/15/2017 5:42:00 PM
1,2-Dichloroethane	< 0.15	0.15		ppbV	1	9/15/2017 5:42:00 PM
1,2-Dichloropropane	< 0.15	0.15		ppbV	1	9/15/2017 5:42:00 PM
1,3,5-Trimethylbenzene	< 0.15	0.15		ppbV	1	9/15/2017 5:42:00 PM
1,3-butadiene	< 0.15	0.15		ppbV	1	9/15/2017 5:42:00 PM
1,3-Dichlorobenzene	< 0.15	0.15		ppbV	1	9/15/2017 5:42:00 PM
1,4-Dichlorobenzene	< 0.15	0.15		ppbV	1	9/15/2017 5:42:00 PM
1,4-Dioxane	< 0.30	0.30		ppbV	1	9/15/2017 5:42:00 PM
2,2,4-trimethylpentane	< 0.15	0.15		ppbV	1	9/15/2017 5:42:00 PM
4-ethyltoluene	< 0.15	0.15		ppbV	1	9/15/2017 5:42:00 PM
Acetone	9.8	3.0		ppbV	10	9/18/2017 4:31:00 PM
Allyl chloride	< 0.15	0.15		ppbV	1	9/15/2017 5:42:00 PM
Benzene	0.13	0.15	J	ppbV	1	9/15/2017 5:42:00 PM
Benzyl chloride	< 0.15	0.15		ppbV	1	9/15/2017 5:42:00 PM
Bromodichloromethane	< 0.15	0.15		ppbV	1	9/15/2017 5:42:00 PM
Bromoform	< 0.15	0.15		ppbV	1	9/15/2017 5:42:00 PM
Bromomethane	< 0.15	0.15		ppbV	1	9/15/2017 5:42:00 PM
Carbon disulfide	< 0.15	0.15		ppbV	1	9/15/2017 5:42:00 PM
Carbon tetrachloride	0.11	0.040		ppbV	1	9/15/2017 5:42:00 PM
Chlorobenzene	< 0.15	0.15		ppbV	1	9/15/2017 5:42:00 PM
Chloroethane	< 0.15	0.15		ppbV	1	9/15/2017 5:42:00 PM
Chloroform	< 0.15	0.15		ppbV	1	9/15/2017 5:42:00 PM
Chloromethane	1.0	0.15		ppbV	1	9/15/2017 5:42:00 PM
cis-1,2-Dichloroethene	< 0.15	0.15		ppbV	1	9/15/2017 5:42:00 PM
cis-1,3-Dichloropropene	< 0.15	0.15		ppbV	1	9/15/2017 5:42:00 PM
Cyclohexane	< 0.15	0.15		ppbV	1	9/15/2017 5:42:00 PM
Dibromochloromethane	< 0.15	0.15		ppbV	1	9/15/2017 5:42:00 PM
Ethyl acetate	0.18	0.15		ppbV	1	9/15/2017 5:42:00 PM

Qualifiers:

**	Quantitation Limit	.	Results reported are not blank corrected
B	Analyte detected in the associated Method Blank	E	Estimated Value above quantitation range
H	Holding times for preparation or analysis exceeded	J	Analyte detected below quantitation limit
JN	Non-routine analyte. Quantitation estimated.	ND	Not Detected at the Limit of Detection
S	Spike Recovery outside accepted recovery limits		

Centek Laboratories, LLC

Date: *21-Sep-17*

CLIENT:	LaBella Associates, P.C.	**Client Sample ID:**	IAQ-09
Lab Order:	C1709046	**Tag Number:**	1190,379
Project:	Kodak Hawkeye Facility	**Collection Date:**	9/8/2017
Lab ID:	C1709046-018A	**Matrix:**	AIR

Analyses	Result	**Limit	Qual	Units	DF	Date Analyzed
1UG/M3 W/ 0.25UG/M3 CT-TCE-VC		**TO-15**				Analyst: **RJP**
Ethylbenzene	< 0.15	0.15		ppbV	1	9/15/2017 5:42:00 PM
Freon 11	6.6	1.5		ppbV	10	9/18/2017 4:31:00 PM
Freon 113	< 0.15	0.15		ppbV	1	9/15/2017 5:42:00 PM
Freon 114	< 0.15	0.15		ppbV	1	9/15/2017 5:42:00 PM
Freon 12	0.62	0.15		ppbV	1	9/15/2017 5:42:00 PM
Heptane	0.11	0.15	J	ppbV	1	9/15/2017 5:42:00 PM
Hexachloro-1,3-butadiene	< 0.15	0.15		ppbV	1	9/15/2017 5:42:00 PM
Hexane	0.31	0.15		ppbV	1	9/15/2017 5:42:00 PM
Isopropyl alcohol	1.2	0.15		ppbV	1	9/15/2017 5:42:00 PM
m&p-Xylene	0.14	0.30	J	ppbV	1	9/15/2017 5:42:00 PM
Methyl Butyl Ketone	< 0.30	0.30		ppbV	1	9/15/2017 5:42:00 PM
Methyl Ethyl Ketone	0.35	0.30		ppbV	1	9/15/2017 5:42:00 PM
Methyl Isobutyl Ketone	< 0.30	0.30		ppbV	1	9/15/2017 5:42:00 PM
Methyl tert-butyl ether	< 0.15	0.15		ppbV	1	9/15/2017 5:42:00 PM
Methylene chloride	0.72	0.15		ppbV	1	9/15/2017 5:42:00 PM
o-Xylene	< 0.15	0.15		ppbV	1	9/15/2017 5:42:00 PM
Propylene	< 0.15	0.15		ppbV	1	9/15/2017 5:42:00 PM
Styrene	< 0.15	0.15		ppbV	1	9/15/2017 5:42:00 PM
Tetrachloroethylene	< 0.15	0.15		ppbV	1	9/15/2017 5:42:00 PM
Tetrahydrofuran	< 0.15	0.15		ppbV	1	9/15/2017 5:42:00 PM
Toluene	0.71	0.15		ppbV	1	9/15/2017 5:42:00 PM
trans-1,2-Dichloroethene	< 0.15	0.15		ppbV	1	9/15/2017 5:42:00 PM
trans-1,3-Dichloropropene	< 0.15	0.15		ppbV	1	9/15/2017 5:42:00 PM
Trichloroethene	0.27	0.040		ppbV	1	9/15/2017 5:42:00 PM
Vinyl acetate	< 0.15	0.15		ppbV	1	9/15/2017 5:42:00 PM
Vinyl Bromide	< 0.15	0.15		ppbV	1	9/15/2017 5:42:00 PM
Vinyl chloride	< 0.040	0.040		ppbV	1	9/15/2017 5:42:00 PM
Surr: Bromofluorobenzene	80.0	70-130		%REC	1	9/15/2017 5:42:00 PM

Qualifiers:

**	Quantitation Limit	.	Results reported are not blank corrected
B	Analyte detected in the associated Method Blank	E	Estimated Value above quantitation range
H	Holding times for preparation or analysis exceeded	J	Analyte detected below quantitation limit
JN	Non-routine analyte. Quantitation estimated.	ND	Not Detected at the Limit of Detection
S	Spike Recovery outside accepted recovery limits		

Centek Laboratories, LLC

Date: *21-Sep-17*

CLIENT:	LaBella Associates, P.C.	**Client Sample ID:**	Outdoor Air
Lab Order:	C1709046	**Tag Number:**	558,339
Project:	Kodak Hawkeye Facility	**Collection Date:**	9/8/2017
Lab ID:	C1709046-019A	**Matrix:**	AIR

Analyses	Result	**Limit	Qual	Units	DF	Date Analyzed
FIELD PARAMETERS		**FLD**				Analyst:
Lab Vacuum In	-2			"Hg		9/14/2017
Lab Vacuum Out	-30			"Hg		9/14/2017
1UG/M3 W/ 0.25UG/M3 CT-TCE-VC		**TO-15**				Analyst: **RJP**
1,1,1-Trichloroethane	< 0.15	0.15		ppbV	1	9/15/2017 11:32:00 AM
1,1,2,2-Tetrachloroethane	< 0.15	0.15		ppbV	1	9/15/2017 11:32:00 AM
1,1,2-Trichloroethane	< 0.15	0.15		ppbV	1	9/15/2017 11:32:00 AM
1,1-Dichloroethane	< 0.15	0.15		ppbV	1	9/15/2017 11:32:00 AM
1,1-Dichloroethene	< 0.15	0.15		ppbV	1	9/15/2017 11:32:00 AM
1,2,4-Trichlorobenzene	< 0.15	0.15		ppbV	1	9/15/2017 11:32:00 AM
1,2,4-Trimethylbenzene	< 0.15	0.15		ppbV	1	9/15/2017 11:32:00 AM
1,2-Dibromoethane	< 0.15	0.15		ppbV	1	9/15/2017 11:32:00 AM
1,2-Dichlorobenzene	< 0.15	0.15		ppbV	1	9/15/2017 11:32:00 AM
1,2-Dichloroethane	< 0.15	0.15		ppbV	1	9/15/2017 11:32:00 AM
1,2-Dichloropropane	< 0.15	0.15		ppbV	1	9/15/2017 11:32:00 AM
1,3,5-Trimethylbenzene	< 0.15	0.15		ppbV	1	9/15/2017 11:32:00 AM
1,3-butadiene	< 0.15	0.15		ppbV	1	9/15/2017 11:32:00 AM
1,3-Dichlorobenzene	< 0.15	0.15		ppbV	1	9/15/2017 11:32:00 AM
1,4-Dichlorobenzene	< 0.15	0.15		ppbV	1	9/15/2017 11:32:00 AM
1,4-Dioxane	< 0.30	0.30		ppbV	1	9/15/2017 11:32:00 AM
2,2,4-trimethylpentane	< 0.15	0.15		ppbV	1	9/15/2017 11:32:00 AM
4-ethyltoluene	< 0.15	0.15		ppbV	1	9/15/2017 11:32:00 AM
Acetone	9.5	3.0		ppbV	10	9/18/2017 11:34:00 AM
Allyl chloride	< 0.15	0.15		ppbV	1	9/15/2017 11:32:00 AM
Benzene	0.11	0.15	J	ppbV	1	9/15/2017 11:32:00 AM
Benzyl chloride	< 0.15	0.15		ppbV	1	9/15/2017 11:32:00 AM
Bromodichloromethane	< 0.15	0.15		ppbV	1	9/15/2017 11:32:00 AM
Bromoform	< 0.15	0.15		ppbV	1	9/15/2017 11:32:00 AM
Bromomethane	< 0.15	0.15		ppbV	1	9/15/2017 11:32:00 AM
Carbon disulfide	0.12	0.15	J	ppbV	1	9/15/2017 11:32:00 AM
Carbon tetrachloride	0.11	0.040		ppbV	1	9/15/2017 11:32:00 AM
Chlorobenzene	< 0.15	0.15		ppbV	1	9/15/2017 11:32:00 AM
Chloroethane	< 0.15	0.15		ppbV	1	9/15/2017 11:32:00 AM
Chloroform	< 0.15	0.15		ppbV	1	9/15/2017 11:32:00 AM
Chloromethane	0.81	0.15		ppbV	1	9/15/2017 11:32:00 AM
cis-1,2-Dichloroethene	< 0.15	0.15		ppbV	1	9/15/2017 11:32:00 AM
cis-1,3-Dichloropropene	< 0.15	0.15		ppbV	1	9/15/2017 11:32:00 AM
Cyclohexane	< 0.15	0.15		ppbV	1	9/15/2017 11:32:00 AM
Dibromochloromethane	< 0.15	0.15		ppbV	1	9/15/2017 11:32:00 AM
Ethyl acetate	0.13	0.15	J	ppbV	1	9/15/2017 11:32:00 AM

Qualifiers:

**	Quantitation Limit	.	Results reported are not blank corrected
B	Analyte detected in the associated Method Blank	E	Estimated Value above quantitation range
H	Holding times for preparation or analysis exceeded	J	Analyte detected below quantitation limit
JN	Non-routine analyte. Quantitation estimated.	ND	Not Detected at the Limit of Detection
S	Spike Recovery outside accepted recovery limits		

Centek Laboratories, LLC

Date: *21-Sep-17*

CLIENT:	LaBella Associates, P.C.	**Client Sample ID:**	Outdoor Air
Lab Order:	C1709046	**Tag Number:**	558,339
Project:	Kodak Hawkeye Facility	**Collection Date:**	9/8/2017
Lab ID:	C1709046-019A	**Matrix:**	AIR

Analyses	Result	**Limit	Qual	Units	DF	Date Analyzed
1UG/M3 W/ 0.25UG/M3 CT-TCE-VC		**TO-15**				Analyst: **RJP**
Ethylbenzene	< 0.15	0.15		ppbV	1	9/15/2017 11:32:00 AM
Freon 11	0.26	0.15		ppbV	1	9/15/2017 11:32:00 AM
Freon 113	< 0.15	0.15		ppbV	1	9/15/2017 11:32:00 AM
Freon 114	< 0.15	0.15		ppbV	1	9/15/2017 11:32:00 AM
Freon 12	0.54	0.15		ppbV	1	9/15/2017 11:32:00 AM
Heptane	< 0.15	0.15		ppbV	1	9/15/2017 11:32:00 AM
Hexachloro-1,3-butadiene	< 0.15	0.15		ppbV	1	9/15/2017 11:32:00 AM
Hexane	0.11	0.15	J	ppbV	1	9/15/2017 11:32:00 AM
Isopropyl alcohol	1.8	0.15		ppbV	1	9/15/2017 11:32:00 AM
m&p-Xylene	< 0.30	0.30		ppbV	1	9/15/2017 11:32:00 AM
Methyl Butyl Ketone	< 0.30	0.30		ppbV	1	9/15/2017 11:32:00 AM
Methyl Ethyl Ketone	0.26	0.30	J	ppbV	1	9/15/2017 11:32:00 AM
Methyl Isobutyl Ketone	< 0.30	0.30		ppbV	1	9/15/2017 11:32:00 AM
Methyl tert-butyl ether	< 0.15	0.15		ppbV	1	9/15/2017 11:32:00 AM
Methylene chloride	0.38	0.15		ppbV	1	9/15/2017 11:32:00 AM
o-Xylene	< 0.15	0.15		ppbV	1	9/15/2017 11:32:00 AM
Propylene	< 0.15	0.15		ppbV	1	9/15/2017 11:32:00 AM
Styrene	< 0.15	0.15		ppbV	1	9/15/2017 11:32:00 AM
Tetrachloroethylene	< 0.15	0.15		ppbV	1	9/15/2017 11:32:00 AM
Tetrahydrofuran	< 0.15	0.15		ppbV	1	9/15/2017 11:32:00 AM
Toluene	0.37	0.15		ppbV	1	9/15/2017 11:32:00 AM
trans-1,2-Dichloroethene	< 0.15	0.15		ppbV	1	9/15/2017 11:32:00 AM
trans-1,3-Dichloropropene	< 0.15	0.15		ppbV	1	9/15/2017 11:32:00 AM
Trichloroethene	< 0.040	0.040		ppbV	1	9/15/2017 11:32:00 AM
Vinyl acetate	< 0.15	0.15		ppbV	1	9/15/2017 11:32:00 AM
Vinyl Bromide	< 0.15	0.15		ppbV	1	9/15/2017 11:32:00 AM
Vinyl chloride	< 0.040	0.040		ppbV	1	9/15/2017 11:32:00 AM
Surr: Bromofluorobenzene	78.0	70-130		%REC	1	9/15/2017 11:32:00 AM

Qualifiers:				
	**	Quantitation Limit	.	Results reported are not blank corrected
	B	Analyte detected in the associated Method Blank	E	Estimated Value above quantitation range
	H	Holding times for preparation or analysis exceeded	J	Analyte detected below quantitation limit
	JN	Non-routine analyte. Quantitation estimated.	ND	Not Detected at the Limit of Detection
	S	Spike Recovery outside accepted recovery limits		

Centek Laboratories, LLC

Date: *21-Sep-17*

CLIENT:	LaBella Associates, P.C.	**Client Sample ID:**	SS-04
Lab Order:	C1709046	**Tag Number:**	571,337
Project:	Kodak Hawkeye Facility	**Collection Date:**	9/8/2017
Lab ID:	C1709046-001A	**Matrix:**	AIR

Analyses	Result	**Limit	Qual	Units	DF	Date Analyzed
1UG/M3 BY METHOD TO15		**TO-15**				Analyst: **RJP**
1,1,1-Trichloroethane	2.7	0.82		ug/m3	1	9/19/2017 2:46:00 PM
1,1,2,2-Tetrachloroethane	< 1.0	1.0		ug/m3	1	9/19/2017 2:46:00 PM
1,1,2-Trichloroethane	< 0.82	0.82		ug/m3	1	9/19/2017 2:46:00 PM
1,1-Dichloroethane	< 0.61	0.61		ug/m3	1	9/19/2017 2:46:00 PM
1,1-Dichloroethene	< 0.59	0.59		ug/m3	1	9/19/2017 2:46:00 PM
1,2,4-Trichlorobenzene	< 1.1	1.1		ug/m3	1	9/19/2017 2:46:00 PM
1,2,4-Trimethylbenzene	6.7	0.74		ug/m3	1	9/19/2017 2:46:00 PM
1,2-Dibromoethane	< 1.2	1.2		ug/m3	1	9/19/2017 2:46:00 PM
1,2-Dichlorobenzene	< 0.90	0.90		ug/m3	1	9/19/2017 2:46:00 PM
1,2-Dichloroethane	< 0.61	0.61		ug/m3	1	9/19/2017 2:46:00 PM
1,2-Dichloropropane	< 0.69	0.69		ug/m3	1	9/19/2017 2:46:00 PM
1,3,5-Trimethylbenzene	2.7	0.74		ug/m3	1	9/19/2017 2:46:00 PM
1,3-butadiene	< 0.33	0.33		ug/m3	1	9/19/2017 2:46:00 PM
1,3-Dichlorobenzene	< 0.90	0.90		ug/m3	1	9/19/2017 2:46:00 PM
1,4-Dichlorobenzene	< 0.90	0.90		ug/m3	1	9/19/2017 2:46:00 PM
1,4-Dioxane	< 1.1	1.1		ug/m3	1	9/19/2017 2:46:00 PM
2,2,4-trimethylpentane	< 0.70	0.70		ug/m3	1	9/19/2017 2:46:00 PM
4-ethyltoluene	1.9	0.74		ug/m3	1	9/19/2017 2:46:00 PM
Acetone	1300	190		ug/m3	270	9/20/2017 3:14:00 PM
Allyl chloride	< 0.47	0.47		ug/m3	1	9/19/2017 2:46:00 PM
Benzene	23	4.8		ug/m3	10	9/20/2017 1:10:00 AM
Benzyl chloride	< 0.86	0.86		ug/m3	1	9/19/2017 2:46:00 PM
Bromodichloromethane	< 1.0	1.0		ug/m3	1	9/19/2017 2:46:00 PM
Bromoform	< 1.6	1.6		ug/m3	1	9/19/2017 2:46:00 PM
Bromomethane	< 0.58	0.58		ug/m3	1	9/19/2017 2:46:00 PM
Carbon disulfide	26	4.7		ug/m3	10	9/20/2017 1:10:00 AM
Carbon tetrachloride	< 0.94	0.94		ug/m3	1	9/19/2017 2:46:00 PM
Chlorobenzene	< 0.69	0.69		ug/m3	1	9/19/2017 2:46:00 PM
Chloroethane	< 0.40	0.40		ug/m3	1	9/19/2017 2:46:00 PM
Chloroform	1.1	0.73		ug/m3	1	9/19/2017 2:46:00 PM
Chloromethane	1.5	0.31		ug/m3	1	9/19/2017 2:46:00 PM
cis-1,2-Dichloroethene	< 0.59	0.59		ug/m3	1	9/19/2017 2:46:00 PM
cis-1,3-Dichloropropene	< 0.68	0.68		ug/m3	1	9/19/2017 2:46:00 PM
Cyclohexane	42	5.2		ug/m3	10	9/20/2017 1:10:00 AM
Dibromochloromethane	< 1.3	1.3		ug/m3	1	9/19/2017 2:46:00 PM
Ethyl acetate	< 0.54	0.54		ug/m3	1	9/19/2017 2:46:00 PM
Ethylbenzene	1.3	0.65		ug/m3	1	9/19/2017 2:46:00 PM
Freon 11	12	0.84		ug/m3	1	9/19/2017 2:46:00 PM
Freon 113	1.5	1.1		ug/m3	1	9/19/2017 2:46:00 PM
Freon 114	< 1.0	1.0		ug/m3	1	9/19/2017 2:46:00 PM

Qualifiers:

**	Quantitation Limit	.	Results reported are not blank corrected
B	Analyte detected in the associated Method Blank	E	Estimated Value above quantitation range
H	Holding times for preparation or analysis exceeded	J	Analyte detected below quantitation limit
JN	Non-routine analyte. Quantitation estimated.	ND	Not Detected at the Limit of Detection
S	Spike Recovery outside accepted recovery limits		

Centek Laboratories, LLC

Date: *21-Sep-17*

CLIENT:	LaBella Associates, P.C.	**Client Sample ID:**	SS-04
Lab Order:	C1709046	**Tag Number:**	571,337
Project:	Kodak Hawkeye Facility	**Collection Date:**	9/8/2017
Lab ID:	C1709046-001A	**Matrix:**	AIR

Analyses	Result	**Limit	Qual	Units	DF	Date Analyzed
1UG/M3 BY METHOD TO15		**TO-15**				Analyst: **RJP**
Freon 12	2.9	0.74		ug/m3	1	9/19/2017 2:46:00 PM
Heptane	89	57		ug/m3	90	9/20/2017 1:46:00 AM
Hexachloro-1,3-butadiene	< 1.6	1.6		ug/m3	1	9/19/2017 2:46:00 PM
Hexane	79	49		ug/m3	90	9/20/2017 1:46:00 AM
Isopropyl alcohol	47	3.7		ug/m3	10	9/20/2017 1:10:00 AM
m&p-Xylene	3.0	1.3		ug/m3	1	9/19/2017 2:46:00 PM
Methyl Butyl Ketone	< 1.2	1.2		ug/m3	1	9/19/2017 2:46:00 PM
Methyl Ethyl Ketone	26	8.8		ug/m3	10	9/20/2017 1:10:00 AM
Methyl Isobutyl Ketone	< 1.2	1.2		ug/m3	1	9/19/2017 2:46:00 PM
Methyl tert-butyl ether	< 0.54	0.54		ug/m3	1	9/19/2017 2:46:00 PM
Methylene chloride	19	5.2		ug/m3	10	9/20/2017 1:10:00 AM
o-Xylene	1.4	0.65		ug/m3	1	9/19/2017 2:46:00 PM
Propylene	< 0.26	0.26		ug/m3	1	9/19/2017 2:46:00 PM
Styrene	0.94	0.64		ug/m3	1	9/19/2017 2:46:00 PM
Tetrachloroethylene	9.9	1.0		ug/m3	1	9/19/2017 2:46:00 PM
Tetrahydrofuran	< 0.44	0.44		ug/m3	1	9/19/2017 2:46:00 PM
Toluene	27	5.7		ug/m3	10	9/20/2017 1:10:00 AM
trans-1,2-Dichloroethene	< 0.59	0.59		ug/m3	1	9/19/2017 2:46:00 PM
trans-1,3-Dichloropropene	< 0.68	0.68		ug/m3	1	9/19/2017 2:46:00 PM
Trichloroethene	74	8.1		ug/m3	10	9/20/2017 1:10:00 AM
Vinyl acetate	< 0.53	0.53		ug/m3	1	9/19/2017 2:46:00 PM
Vinyl Bromide	< 0.66	0.66		ug/m3	1	9/19/2017 2:46:00 PM
Vinyl chloride	2.3	0.38		ug/m3	1	9/19/2017 2:46:00 PM

Qualifiers:

**	Quantitation Limit	.	Results reported are not blank corrected
B	Analyte detected in the associated Method Blank	E	Estimated Value above quantitation range
H	Holding times for preparation or analysis exceeded	J	Analyte detected below quantitation limit
JN	Non-routine analyte. Quantitation estimated.	ND	Not Detected at the Limit of Detection
S	Spike Recovery outside accepted recovery limits		

Centek Laboratories, LLC

Date: *21-Sep-17*

CLIENT:	LaBella Associates, P.C.	**Client Sample ID:**	IAQ-04
Lab Order:	C1709046	**Tag Number:**	239,256
Project:	Kodak Hawkeye Facility	**Collection Date:**	9/8/2017
Lab ID:	C1709046-002A	**Matrix:**	AIR

Analyses	Result	**Limit	Qual	Units	DF	Date Analyzed
1UG/M3 W/ 0.25UG/M3 CT-TCE-VC		**TO-15**				Analyst: **RJP**
1,1,1-Trichloroethane	< 0.82	0.82		ug/m3	1	9/15/2017 12:13:00 PM
1,1,2,2-Tetrachloroethane	< 1.0	1.0		ug/m3	1	9/15/2017 12:13:00 PM
1,1,2-Trichloroethane	< 0.82	0.82		ug/m3	1	9/15/2017 12:13:00 PM
1,1-Dichloroethane	< 0.61	0.61		ug/m3	1	9/15/2017 12:13:00 PM
1,1-Dichloroethene	< 0.59	0.59		ug/m3	1	9/15/2017 12:13:00 PM
1,2,4-Trichlorobenzene	< 1.1	1.1		ug/m3	1	9/15/2017 12:13:00 PM
1,2,4-Trimethylbenzene	0.59	0.74	J	ug/m3	1	9/15/2017 12:13:00 PM
1,2-Dibromoethane	< 1.2	1.2		ug/m3	1	9/15/2017 12:13:00 PM
1,2-Dichlorobenzene	< 0.90	0.90		ug/m3	1	9/15/2017 12:13:00 PM
1,2-Dichloroethane	< 0.61	0.61		ug/m3	1	9/15/2017 12:13:00 PM
1,2-Dichloropropane	< 0.69	0.69		ug/m3	1	9/15/2017 12:13:00 PM
1,3,5-Trimethylbenzene	< 0.74	0.74		ug/m3	1	9/15/2017 12:13:00 PM
1,3-butadiene	< 0.33	0.33		ug/m3	1	9/15/2017 12:13:00 PM
1,3-Dichlorobenzene	< 0.90	0.90		ug/m3	1	9/15/2017 12:13:00 PM
1,4-Dichlorobenzene	< 0.90	0.90		ug/m3	1	9/15/2017 12:13:00 PM
1,4-Dioxane	< 1.1	1.1		ug/m3	1	9/15/2017 12:13:00 PM
2,2,4-trimethylpentane	< 0.70	0.70		ug/m3	1	9/15/2017 12:13:00 PM
4-ethyltoluene	< 0.74	0.74		ug/m3	1	9/15/2017 12:13:00 PM
Acetone	17	7.1		ug/m3	10	9/18/2017 12:12:00 PM
Allyl chloride	< 0.47	0.47		ug/m3	1	9/15/2017 12:13:00 PM
Benzene	0.48	0.48		ug/m3	1	9/15/2017 12:13:00 PM
Benzyl chloride	< 0.86	0.86		ug/m3	1	9/15/2017 12:13:00 PM
Bromodichloromethane	< 1.0	1.0		ug/m3	1	9/15/2017 12:13:00 PM
Bromoform	< 1.6	1.6		ug/m3	1	9/15/2017 12:13:00 PM
Bromomethane	< 0.58	0.58		ug/m3	1	9/15/2017 12:13:00 PM
Carbon disulfide	< 0.47	0.47		ug/m3	1	9/15/2017 12:13:00 PM
Carbon tetrachloride	0.63	0.25		ug/m3	1	9/15/2017 12:13:00 PM
Chlorobenzene	< 0.69	0.69		ug/m3	1	9/15/2017 12:13:00 PM
Chloroethane	< 0.40	0.40		ug/m3	1	9/15/2017 12:13:00 PM
Chloroform	< 0.73	0.73		ug/m3	1	9/15/2017 12:13:00 PM
Chloromethane	1.2	0.31		ug/m3	1	9/15/2017 12:13:00 PM
cis-1,2-Dichloroethene	< 0.59	0.59		ug/m3	1	9/15/2017 12:13:00 PM
cis-1,3-Dichloropropene	< 0.68	0.68		ug/m3	1	9/15/2017 12:13:00 PM
Cyclohexane	< 0.52	0.52		ug/m3	1	9/15/2017 12:13:00 PM
Dibromochloromethane	< 1.3	1.3		ug/m3	1	9/15/2017 12:13:00 PM
Ethyl acetate	0.50	0.54	J	ug/m3	1	9/15/2017 12:13:00 PM
Ethylbenzene	< 0.65	0.65		ug/m3	1	9/15/2017 12:13:00 PM
Freon 11	2.1	0.84		ug/m3	1	9/15/2017 12:13:00 PM
Freon 113	< 1.1	1.1		ug/m3	1	9/15/2017 12:13:00 PM
Freon 114	< 1.0	1.0		ug/m3	1	9/15/2017 12:13:00 PM

Qualifiers:

**	Quantitation Limit	.	Results reported are not blank corrected
B	Analyte detected in the associated Method Blank	E	Estimated Value above quantitation range
H	Holding times for preparation or analysis exceeded	J	Analyte detected below quantitation limit
JN	Non-routine analyte. Quantitation estimated.	ND	Not Detected at the Limit of Detection
S	Spike Recovery outside accepted recovery limits		

Centek Laboratories, LLC

Date: *21-Sep-17*

CLIENT:	LaBella Associates, P.C.	**Client Sample ID:**	IAQ-04
Lab Order:	C1709046	**Tag Number:**	239,256
Project:	Kodak Hawkeye Facility	**Collection Date:**	9/8/2017
Lab ID:	C1709046-002A	**Matrix:**	AIR

Analyses	Result	**Limit	Qual	Units	DF	Date Analyzed
1UG/M3 W/ 0.25UG/M3 CT-TCE-VC		**TO-15**				Analyst: **RJP**
Freon 12	2.9	0.74		ug/m3	1	9/15/2017 12:13:00 PM
Heptane	0.45	0.61	J	ug/m3	1	9/15/2017 12:13:00 PM
Hexachloro-1,3-butadiene	< 1.6	1.6		ug/m3	1	9/15/2017 12:13:00 PM
Hexane	0.53	0.53		ug/m3	1	9/15/2017 12:13:00 PM
Isopropyl alcohol	2.5	0.37		ug/m3	1	9/15/2017 12:13:00 PM
m&p-Xylene	0.52	1.3	J	ug/m3	1	9/15/2017 12:13:00 PM
Methyl Butyl Ketone	< 1.2	1.2		ug/m3	1	9/15/2017 12:13:00 PM
Methyl Ethyl Ketone	0.71	0.88	J	ug/m3	1	9/15/2017 12:13:00 PM
Methyl Isobutyl Ketone	< 1.2	1.2		ug/m3	1	9/15/2017 12:13:00 PM
Methyl tert-butyl ether	< 0.54	0.54		ug/m3	1	9/15/2017 12:13:00 PM
Methylene chloride	2.6	0.52		ug/m3	1	9/15/2017 12:13:00 PM
o-Xylene	< 0.65	0.65		ug/m3	1	9/15/2017 12:13:00 PM
Propylene	< 0.26	0.26		ug/m3	1	9/15/2017 12:13:00 PM
Styrene	< 0.64	0.64		ug/m3	1	9/15/2017 12:13:00 PM
Tetrachloroethylene	< 1.0	1.0		ug/m3	1	9/15/2017 12:13:00 PM
Tetrahydrofuran	< 0.44	0.44		ug/m3	1	9/15/2017 12:13:00 PM
Toluene	1.1	0.57		ug/m3	1	9/15/2017 12:13:00 PM
trans-1,2-Dichloroethene	< 0.59	0.59		ug/m3	1	9/15/2017 12:13:00 PM
trans-1,3-Dichloropropene	< 0.68	0.68		ug/m3	1	9/15/2017 12:13:00 PM
Trichloroethene	0.75	0.21		ug/m3	1	9/15/2017 12:13:00 PM
Vinyl acetate	< 0.53	0.53		ug/m3	1	9/15/2017 12:13:00 PM
Vinyl Bromide	< 0.66	0.66		ug/m3	1	9/15/2017 12:13:00 PM
Vinyl chloride	< 0.10	0.10		ug/m3	1	9/15/2017 12:13:00 PM

Qualifiers:				
	**	Quantitation Limit	.	Results reported are not blank corrected
	B	Analyte detected in the associated Method Blank	E	Estimated Value above quantitation range
	H	Holding times for preparation or analysis exceeded	J	Analyte detected below quantitation limit
	JN	Non-routine analyte. Quantitation estimated.	ND	Not Detected at the Limit of Detection
	S	Spike Recovery outside accepted recovery limits		

Centek Laboratories, LLC

Date: *21-Sep-17*

CLIENT:	LaBella Associates, P.C.	**Client Sample ID:**	SS-06
Lab Order:	C1709046	**Tag Number:**	1187,340
Project:	Kodak Hawkeye Facility	**Collection Date:**	9/8/2017
Lab ID:	C1709046-003A	**Matrix:**	AIR

Analyses	Result	**Limit	Qual	Units	DF	Date Analyzed
1UG/M3 BY METHOD TO15		**TO-15**				Analyst: **RJP**
1,1,1-Trichloroethane	0.87	0.82		ug/m3	1	9/19/2017 3:28:00 PM
1,1,2,2-Tetrachloroethane	< 1.0	1.0		ug/m3	1	9/19/2017 3:28:00 PM
1,1,2-Trichloroethane	< 0.82	0.82		ug/m3	1	9/19/2017 3:28:00 PM
1,1-Dichloroethane	< 0.61	0.61		ug/m3	1	9/19/2017 3:28:00 PM
1,1-Dichloroethene	< 0.59	0.59		ug/m3	1	9/19/2017 3:28:00 PM
1,2,4-Trichlorobenzene	< 1.1	1.1		ug/m3	1	9/19/2017 3:28:00 PM
1,2,4-Trimethylbenzene	9.4	0.74		ug/m3	1	9/19/2017 3:28:00 PM
1,2-Dibromoethane	< 1.2	1.2		ug/m3	1	9/19/2017 3:28:00 PM
1,2-Dichlorobenzene	< 0.90	0.90		ug/m3	1	9/19/2017 3:28:00 PM
1,2-Dichloroethane	< 0.61	0.61		ug/m3	1	9/19/2017 3:28:00 PM
1,2-Dichloropropane	< 0.69	0.69		ug/m3	1	9/19/2017 3:28:00 PM
1,3,5-Trimethylbenzene	3.5	0.74		ug/m3	1	9/19/2017 3:28:00 PM
1,3-butadiene	< 0.33	0.33		ug/m3	1	9/19/2017 3:28:00 PM
1,3-Dichlorobenzene	< 0.90	0.90		ug/m3	1	9/19/2017 3:28:00 PM
1,4-Dichlorobenzene	< 0.90	0.90		ug/m3	1	9/19/2017 3:28:00 PM
1,4-Dioxane	< 1.1	1.1		ug/m3	1	9/19/2017 3:28:00 PM
2,2,4-trimethylpentane	< 0.70	0.70		ug/m3	1	9/19/2017 3:28:00 PM
4-ethyltoluene	2.3	0.74		ug/m3	1	9/19/2017 3:28:00 PM
Acetone	79	28		ug/m3	40	9/20/2017 3:00:00 AM
Allyl chloride	< 0.47	0.47		ug/m3	1	9/19/2017 3:28:00 PM
Benzene	3.7	0.48		ug/m3	1	9/19/2017 3:28:00 PM
Benzyl chloride	< 0.86	0.86		ug/m3	1	9/19/2017 3:28:00 PM
Bromodichloromethane	< 1.0	1.0		ug/m3	1	9/19/2017 3:28:00 PM
Bromoform	< 1.6	1.6		ug/m3	1	9/19/2017 3:28:00 PM
Bromomethane	< 0.58	0.58		ug/m3	1	9/19/2017 3:28:00 PM
Carbon disulfide	< 0.47	0.47		ug/m3	1	9/19/2017 3:28:00 PM
Carbon tetrachloride	< 0.94	0.94		ug/m3	1	9/19/2017 3:28:00 PM
Chlorobenzene	< 0.69	0.69		ug/m3	1	9/19/2017 3:28:00 PM
Chloroethane	< 0.40	0.40		ug/m3	1	9/19/2017 3:28:00 PM
Chloroform	4.2	0.73		ug/m3	1	9/19/2017 3:28:00 PM
Chloromethane	1.1	0.31		ug/m3	1	9/19/2017 3:28:00 PM
cis-1,2-Dichloroethene	25	5.9		ug/m3	10	9/20/2017 2:23:00 AM
cis-1,3-Dichloropropene	< 0.68	0.68		ug/m3	1	9/19/2017 3:28:00 PM
Cyclohexane	5.4	0.52		ug/m3	1	9/19/2017 3:28:00 PM
Dibromochloromethane	< 1.3	1.3		ug/m3	1	9/19/2017 3:28:00 PM
Ethyl acetate	< 0.54	0.54		ug/m3	1	9/19/2017 3:28:00 PM
Ethylbenzene	1.9	0.65		ug/m3	1	9/19/2017 3:28:00 PM
Freon 11	1.9	0.84		ug/m3	1	9/19/2017 3:28:00 PM
Freon 113	3100	920		ug/m3	810	9/20/2017 3:51:00 PM
Freon 114	< 1.0	1.0		ug/m3	1	9/19/2017 3:28:00 PM

Qualifiers:

**	Quantitation Limit	.	Results reported are not blank corrected
B	Analyte detected in the associated Method Blank	E	Estimated Value above quantitation range
H	Holding times for preparation or analysis exceeded	J	Analyte detected below quantitation limit
JN	Non-routine analyte. Quantitation estimated.	ND	Not Detected at the Limit of Detection
S	Spike Recovery outside accepted recovery limits		

Centek Laboratories, LLC

Date: *21-Sep-17*

CLIENT:	LaBella Associates, P.C.	**Client Sample ID:**	SS-06
Lab Order:	C1709046	**Tag Number:**	1187,340
Project:	Kodak Hawkeye Facility	**Collection Date:**	9/8/2017
Lab ID:	C1709046-003A	**Matrix:**	AIR

Analyses	Result	**Limit	Qual	Units	DF	Date Analyzed
1UG/M3 BY METHOD TO15		**TO-15**				Analyst: **RJP**
Freon 12	< 0.74	0.74		ug/m3	1	9/19/2017 3:28:00 PM
Heptane	22	6.1		ug/m3	10	9/20/2017 2:23:00 AM
Hexachloro-1,3-butadiene	< 1.6	1.6		ug/m3	1	9/19/2017 3:28:00 PM
Hexane	18	5.3		ug/m3	10	9/20/2017 2:23:00 AM
Isopropyl alcohol	50	3.7		ug/m3	10	9/20/2017 2:23:00 AM
m&p-Xylene	5.4	1.3		ug/m3	1	9/19/2017 3:28:00 PM
Methyl Butyl Ketone	< 1.2	1.2		ug/m3	1	9/19/2017 3:28:00 PM
Methyl Ethyl Ketone	7.7	8.8	J	ug/m3	10	9/20/2017 2:23:00 AM
Methyl Isobutyl Ketone	< 1.2	1.2		ug/m3	1	9/19/2017 3:28:00 PM
Methyl tert-butyl ether	< 0.54	0.54		ug/m3	1	9/19/2017 3:28:00 PM
Methylene chloride	10	5.2		ug/m3	10	9/20/2017 2:23:00 AM
o-Xylene	2.1	0.65		ug/m3	1	9/19/2017 3:28:00 PM
Propylene	< 0.26	0.26		ug/m3	1	9/19/2017 3:28:00 PM
Styrene	1.3	0.64		ug/m3	1	9/19/2017 3:28:00 PM
Tetrachloroethylene	1.4	1.0		ug/m3	1	9/19/2017 3:28:00 PM
Tetrahydrofuran	< 0.44	0.44		ug/m3	1	9/19/2017 3:28:00 PM
Toluene	44	5.7		ug/m3	10	9/20/2017 2:23:00 AM
trans-1,2-Dichloroethene	1.1	0.59		ug/m3	1	9/19/2017 3:28:00 PM
trans-1,3-Dichloropropene	< 0.68	0.68		ug/m3	1	9/19/2017 3:28:00 PM
Trichloroethene	2900	640		ug/m3	810	9/20/2017 3:51:00 PM
Vinyl acetate	< 0.53	0.53		ug/m3	1	9/19/2017 3:28:00 PM
Vinyl Bromide	< 0.66	0.66		ug/m3	1	9/19/2017 3:28:00 PM
Vinyl chloride	0.49	0.38		ug/m3	1	9/19/2017 3:28:00 PM

Qualifiers:

**	Quantitation Limit	.	Results reported are not blank corrected
B	Analyte detected in the associated Method Blank	E	Estimated Value above quantitation range
H	Holding times for preparation or analysis exceeded	J	Analyte detected below quantitation limit
JN	Non-routine analyte. Quantitation estimated.	ND	Not Detected at the Limit of Detection
S	Spike Recovery outside accepted recovery limits		

Centek Laboratories, LLC

Date: *21-Sep-17*

CLIENT:	LaBella Associates, P.C.	**Client Sample ID:**	IAQ-06
Lab Order:	C1709046	**Tag Number:**	763,437
Project:	Kodak Hawkeye Facility	**Collection Date:**	9/8/2017
Lab ID:	C1709046-004A	**Matrix:**	AIR

Analyses	Result	**Limit	Qual	Units	DF	Date Analyzed
1UG/M3 W/ 0.25UG/M3 CT-TCE-VC		**TO-15**				Analyst: **RJP**
1,1,1-Trichloroethane	< 0.82	0.82		ug/m3	1	9/15/2017 12:54:00 PM
1,1,2,2-Tetrachloroethane	< 1.0	1.0		ug/m3	1	9/15/2017 12:54:00 PM
1,1,2-Trichloroethane	< 0.82	0.82		ug/m3	1	9/15/2017 12:54:00 PM
1,1-Dichloroethane	< 0.61	0.61		ug/m3	1	9/15/2017 12:54:00 PM
1,1-Dichloroethene	< 0.59	0.59		ug/m3	1	9/15/2017 12:54:00 PM
1,2,4-Trichlorobenzene	< 1.1	1.1		ug/m3	1	9/15/2017 12:54:00 PM
1,2,4-Trimethylbenzene	< 0.74	0.74		ug/m3	1	9/15/2017 12:54:00 PM
1,2-Dibromoethane	< 1.2	1.2		ug/m3	1	9/15/2017 12:54:00 PM
1,2-Dichlorobenzene	< 0.90	0.90		ug/m3	1	9/15/2017 12:54:00 PM
1,2-Dichloroethane	< 0.61	0.61		ug/m3	1	9/15/2017 12:54:00 PM
1,2-Dichloropropane	< 0.69	0.69		ug/m3	1	9/15/2017 12:54:00 PM
1,3,5-Trimethylbenzene	< 0.74	0.74		ug/m3	1	9/15/2017 12:54:00 PM
1,3-butadiene	< 0.33	0.33		ug/m3	1	9/15/2017 12:54:00 PM
1,3-Dichlorobenzene	< 0.90	0.90		ug/m3	1	9/15/2017 12:54:00 PM
1,4-Dichlorobenzene	< 0.90	0.90		ug/m3	1	9/15/2017 12:54:00 PM
1,4-Dioxane	< 1.1	1.1		ug/m3	1	9/15/2017 12:54:00 PM
2,2,4-trimethylpentane	< 0.70	0.70		ug/m3	1	9/15/2017 12:54:00 PM
4-ethyltoluene	< 0.74	0.74		ug/m3	1	9/15/2017 12:54:00 PM
Acetone	16	7.1		ug/m3	10	9/18/2017 12:49:00 PM
Allyl chloride	< 0.47	0.47		ug/m3	1	9/15/2017 12:54:00 PM
Benzene	1.1	0.48		ug/m3	1	9/15/2017 12:54:00 PM
Benzyl chloride	< 0.86	0.86		ug/m3	1	9/15/2017 12:54:00 PM
Bromodichloromethane	< 1.0	1.0		ug/m3	1	9/15/2017 12:54:00 PM
Bromoform	< 1.6	1.6		ug/m3	1	9/15/2017 12:54:00 PM
Bromomethane	< 0.58	0.58		ug/m3	1	9/15/2017 12:54:00 PM
Carbon disulfide	0.37	0.47	J	ug/m3	1	9/15/2017 12:54:00 PM
Carbon tetrachloride	0.63	0.25		ug/m3	1	9/15/2017 12:54:00 PM
Chlorobenzene	< 0.69	0.69		ug/m3	1	9/15/2017 12:54:00 PM
Chloroethane	< 0.40	0.40		ug/m3	1	9/15/2017 12:54:00 PM
Chloroform	0.54	0.73	J	ug/m3	1	9/15/2017 12:54:00 PM
Chloromethane	1.5	0.31		ug/m3	1	9/15/2017 12:54:00 PM
cis-1,2-Dichloroethene	< 0.59	0.59		ug/m3	1	9/15/2017 12:54:00 PM
cis-1,3-Dichloropropene	< 0.68	0.68		ug/m3	1	9/15/2017 12:54:00 PM
Cyclohexane	< 0.52	0.52		ug/m3	1	9/15/2017 12:54:00 PM
Dibromochloromethane	< 1.3	1.3		ug/m3	1	9/15/2017 12:54:00 PM
Ethyl acetate	0.47	0.54	J	ug/m3	1	9/15/2017 12:54:00 PM
Ethylbenzene	< 0.65	0.65		ug/m3	1	9/15/2017 12:54:00 PM
Freon 11	1.7	0.84		ug/m3	1	9/15/2017 12:54:00 PM
Freon 113	1.6	1.1		ug/m3	1	9/15/2017 12:54:00 PM
Freon 114	< 1.0	1.0		ug/m3	1	9/15/2017 12:54:00 PM

Qualifiers:

**	Quantitation Limit	.	Results reported are not blank corrected
B	Analyte detected in the associated Method Blank	E	Estimated Value above quantitation range
H	Holding times for preparation or analysis exceeded	J	Analyte detected below quantitation limit
JN	Non-routine analyte. Quantitation estimated.	ND	Not Detected at the Limit of Detection
S	Spike Recovery outside accepted recovery limits		

Centek Laboratories, LLC

Date: *21-Sep-17*

CLIENT:	LaBella Associates, P.C.	**Client Sample ID:**	IAQ-06
Lab Order:	C1709046	**Tag Number:**	763,437
Project:	Kodak Hawkeye Facility	**Collection Date:**	9/8/2017
Lab ID:	C1709046-004A	**Matrix:**	AIR

Analyses	Result	**Limit	Qual	Units	DF	Date Analyzed
1UG/M3 W/ 0.25UG/M3 CT-TCE-VC		**TO-15**				Analyst: **RJP**
Freon 12	2.9	0.74		ug/m3	1	9/15/2017 12:54:00 PM
Heptane	0.53	0.61	J	ug/m3	1	9/15/2017 12:54:00 PM
Hexachloro-1,3-butadiene	< 1.6	1.6		ug/m3	1	9/15/2017 12:54:00 PM
Hexane	0.67	0.53		ug/m3	1	9/15/2017 12:54:00 PM
Isopropyl alcohol	2.5	0.37		ug/m3	1	9/15/2017 12:54:00 PM
m&p-Xylene	0.65	1.3	J	ug/m3	1	9/15/2017 12:54:00 PM
Methyl Butyl Ketone	< 1.2	1.2		ug/m3	1	9/15/2017 12:54:00 PM
Methyl Ethyl Ketone	0.71	0.88	J	ug/m3	1	9/15/2017 12:54:00 PM
Methyl Isobutyl Ketone	0.98	1.2	J	ug/m3	1	9/15/2017 12:54:00 PM
Methyl tert-butyl ether	< 0.54	0.54		ug/m3	1	9/15/2017 12:54:00 PM
Methylene chloride	1.6	0.52		ug/m3	1	9/15/2017 12:54:00 PM
o-Xylene	< 0.65	0.65		ug/m3	1	9/15/2017 12:54:00 PM
Propylene	< 0.26	0.26		ug/m3	1	9/15/2017 12:54:00 PM
Styrene	< 0.64	0.64		ug/m3	1	9/15/2017 12:54:00 PM
Tetrachloroethylene	< 1.0	1.0		ug/m3	1	9/15/2017 12:54:00 PM
Tetrahydrofuran	< 0.44	0.44		ug/m3	1	9/15/2017 12:54:00 PM
Toluene	1.2	0.57		ug/m3	1	9/15/2017 12:54:00 PM
trans-1,2-Dichloroethene	< 0.59	0.59		ug/m3	1	9/15/2017 12:54:00 PM
trans-1,3-Dichloropropene	< 0.68	0.68		ug/m3	1	9/15/2017 12:54:00 PM
Trichloroethene	4.5	0.21		ug/m3	1	9/15/2017 12:54:00 PM
Vinyl acetate	< 0.53	0.53		ug/m3	1	9/15/2017 12:54:00 PM
Vinyl Bromide	< 0.66	0.66		ug/m3	1	9/15/2017 12:54:00 PM
Vinyl chloride	< 0.10	0.10		ug/m3	1	9/15/2017 12:54:00 PM

Qualifiers:				
	**	Quantitation Limit	.	Results reported are not blank corrected
	B	Analyte detected in the associated Method Blank	E	Estimated Value above quantitation range
	H	Holding times for preparation or analysis exceeded	J	Analyte detected below quantitation limit
	JN	Non-routine analyte. Quantitation estimated.	ND	Not Detected at the Limit of Detection
	S	Spike Recovery outside accepted recovery limits		

Centek Laboratories, LLC

Date: *21-Sep-17*

CLIENT:	LaBella Associates, P.C.	**Client Sample ID:**	SS-01
Lab Order:	C1709046	**Tag Number:**	496,265
Project:	Kodak Hawkeye Facility	**Collection Date:**	9/8/2017
Lab ID:	C1709046-005A	**Matrix:**	AIR

Analyses	Result	**Limit	Qual	Units	DF	Date Analyzed
1UG/M3 BY METHOD TO15		**TO-15**				Analyst: **RJP**
1,1,1-Trichloroethane	13	0.82		ug/m3	1	9/19/2017 4:11:00 PM
1,1,2,2-Tetrachloroethane	< 1.0	1.0		ug/m3	1	9/19/2017 4:11:00 PM
1,1,2-Trichloroethane	< 0.82	0.82		ug/m3	1	9/19/2017 4:11:00 PM
1,1-Dichloroethane	< 0.61	0.61		ug/m3	1	9/19/2017 4:11:00 PM
1,1-Dichloroethene	< 0.59	0.59		ug/m3	1	9/19/2017 4:11:00 PM
1,2,4-Trichlorobenzene	< 1.1	1.1		ug/m3	1	9/19/2017 4:11:00 PM
1,2,4-Trimethylbenzene	3.4	0.74		ug/m3	1	9/19/2017 4:11:00 PM
1,2-Dibromoethane	< 1.2	1.2		ug/m3	1	9/19/2017 4:11:00 PM
1,2-Dichlorobenzene	< 0.90	0.90		ug/m3	1	9/19/2017 4:11:00 PM
1,2-Dichloroethane	< 0.61	0.61		ug/m3	1	9/19/2017 4:11:00 PM
1,2-Dichloropropane	< 0.69	0.69		ug/m3	1	9/19/2017 4:11:00 PM
1,3,5-Trimethylbenzene	1.3	0.74		ug/m3	1	9/19/2017 4:11:00 PM
1,3-butadiene	< 0.33	0.33		ug/m3	1	9/19/2017 4:11:00 PM
1,3-Dichlorobenzene	< 0.90	0.90		ug/m3	1	9/19/2017 4:11:00 PM
1,4-Dichlorobenzene	< 0.90	0.90		ug/m3	1	9/19/2017 4:11:00 PM
1,4-Dioxane	< 1.1	1.1		ug/m3	1	9/19/2017 4:11:00 PM
2,2,4-trimethylpentane	< 0.70	0.70		ug/m3	1	9/19/2017 4:11:00 PM
4-ethyltoluene	0.98	0.74		ug/m3	1	9/19/2017 4:11:00 PM
Acetone	110	28		ug/m3	40	9/20/2017 4:14:00 AM
Allyl chloride	< 0.47	0.47		ug/m3	1	9/19/2017 4:11:00 PM
Benzene	3.5	0.48		ug/m3	1	9/19/2017 4:11:00 PM
Benzyl chloride	< 0.86	0.86		ug/m3	1	9/19/2017 4:11:00 PM
Bromodichloromethane	< 1.0	1.0		ug/m3	1	9/19/2017 4:11:00 PM
Bromoform	< 1.6	1.6		ug/m3	1	9/19/2017 4:11:00 PM
Bromomethane	< 0.58	0.58		ug/m3	1	9/19/2017 4:11:00 PM
Carbon disulfide	3.4	0.47		ug/m3	1	9/19/2017 4:11:00 PM
Carbon tetrachloride	0.82	0.94	J	ug/m3	1	9/19/2017 4:11:00 PM
Chlorobenzene	< 0.69	0.69		ug/m3	1	9/19/2017 4:11:00 PM
Chloroethane	< 0.40	0.40		ug/m3	1	9/19/2017 4:11:00 PM
Chloroform	1.5	0.73		ug/m3	1	9/19/2017 4:11:00 PM
Chloromethane	1.1	0.31		ug/m3	1	9/19/2017 4:11:00 PM
cis-1,2-Dichloroethene	< 0.59	0.59		ug/m3	1	9/19/2017 4:11:00 PM
cis-1,3-Dichloropropene	< 0.68	0.68		ug/m3	1	9/19/2017 4:11:00 PM
Cyclohexane	16	5.2		ug/m3	10	9/20/2017 3:37:00 AM
Dibromochloromethane	< 1.3	1.3		ug/m3	1	9/19/2017 4:11:00 PM
Ethyl acetate	< 0.54	0.54		ug/m3	1	9/19/2017 4:11:00 PM
Ethylbenzene	0.82	0.65		ug/m3	1	9/19/2017 4:11:00 PM
Freon 11	6.1	0.84		ug/m3	1	9/19/2017 4:11:00 PM
Freon 113	2.3	1.1		ug/m3	1	9/19/2017 4:11:00 PM
Freon 114	< 1.0	1.0		ug/m3	1	9/19/2017 4:11:00 PM

Qualifiers:

**	Quantitation Limit	.	Results reported are not blank corrected
B	Analyte detected in the associated Method Blank	E	Estimated Value above quantitation range
H	Holding times for preparation or analysis exceeded	J	Analyte detected below quantitation limit
JN	Non-routine analyte. Quantitation estimated.	ND	Not Detected at the Limit of Detection
S	Spike Recovery outside accepted recovery limits		

Centek Laboratories, LLC

Date: *21-Sep-17*

CLIENT:	LaBella Associates, P.C.	**Client Sample ID:**	SS-01
Lab Order:	C1709046	**Tag Number:**	496,265
Project:	Kodak Hawkeye Facility	**Collection Date:**	9/8/2017
Lab ID:	C1709046-005A	**Matrix:**	AIR

Analyses	Result	**Limit	Qual	Units	DF	Date Analyzed
1UG/M3 BY METHOD TO15		**TO-15**				Analyst: **RJP**
Freon 12	1.8	0.74		ug/m3	1	9/19/2017 4:11:00 PM
Heptane	50	6.1		ug/m3	10	9/20/2017 3:37:00 AM
Hexachloro-1,3-butadiene	< 1.6	1.6		ug/m3	1	9/19/2017 4:11:00 PM
Hexane	49	5.3		ug/m3	10	9/20/2017 3:37:00 AM
Isopropyl alcohol	48	3.7		ug/m3	10	9/20/2017 3:37:00 AM
m&p-Xylene	2.1	1.3		ug/m3	1	9/19/2017 4:11:00 PM
Methyl Butyl Ketone	< 1.2	1.2		ug/m3	1	9/19/2017 4:11:00 PM
Methyl Ethyl Ketone	6.0	0.88		ug/m3	1	9/19/2017 4:11:00 PM
Methyl Isobutyl Ketone	< 1.2	1.2		ug/m3	1	9/19/2017 4:11:00 PM
Methyl tert-butyl ether	< 0.54	0.54		ug/m3	1	9/19/2017 4:11:00 PM
Methylene chloride	6.9	0.52		ug/m3	1	9/19/2017 4:11:00 PM
o-Xylene	0.82	0.65		ug/m3	1	9/19/2017 4:11:00 PM
Propylene	< 0.26	0.26		ug/m3	1	9/19/2017 4:11:00 PM
Styrene	0.60	0.64	J	ug/m3	1	9/19/2017 4:11:00 PM
Tetrachloroethylene	0.95	1.0	J	ug/m3	1	9/19/2017 4:11:00 PM
Tetrahydrofuran	< 0.44	0.44		ug/m3	1	9/19/2017 4:11:00 PM
Toluene	29	5.7		ug/m3	10	9/20/2017 3:37:00 AM
trans-1,2-Dichloroethene	< 0.59	0.59		ug/m3	1	9/19/2017 4:11:00 PM
trans-1,3-Dichloropropene	< 0.68	0.68		ug/m3	1	9/19/2017 4:11:00 PM
Trichloroethene	180	32		ug/m3	40	9/20/2017 4:14:00 AM
Vinyl acetate	< 0.53	0.53		ug/m3	1	9/19/2017 4:11:00 PM
Vinyl Bromide	< 0.66	0.66		ug/m3	1	9/19/2017 4:11:00 PM
Vinyl chloride	0.41	0.38		ug/m3	1	9/19/2017 4:11:00 PM

Qualifiers:

**	Quantitation Limit	.	Results reported are not blank corrected
B	Analyte detected in the associated Method Blank	E	Estimated Value above quantitation range
H	Holding times for preparation or analysis exceeded	J	Analyte detected below quantitation limit
JN	Non-routine analyte. Quantitation estimated.	ND	Not Detected at the Limit of Detection
S	Spike Recovery outside accepted recovery limits		

Centek Laboratories, LLC

Date: *21-Sep-17*

CLIENT:	LaBella Associates, P.C.	**Client Sample ID:**	IAQ-01
Lab Order:	C1709046	**Tag Number:**	89,295
Project:	Kodak Hawkeye Facility	**Collection Date:**	9/8/2017
Lab ID:	C1709046-006A	**Matrix:**	AIR

Analyses	Result	**Limit	Qual	Units	DF	Date Analyzed
1UG/M3 W/ 0.25UG/M3 CT-TCE-VC		**TO-15**				Analyst: **RJP**
1,1,1-Trichloroethane	< 0.82	0.82		ug/m3	1	9/15/2017 1:35:00 PM
1,1,2,2-Tetrachloroethane	< 1.0	1.0		ug/m3	1	9/15/2017 1:35:00 PM
1,1,2-Trichloroethane	< 0.82	0.82		ug/m3	1	9/15/2017 1:35:00 PM
1,1-Dichloroethane	< 0.61	0.61		ug/m3	1	9/15/2017 1:35:00 PM
1,1-Dichloroethene	< 0.59	0.59		ug/m3	1	9/15/2017 1:35:00 PM
1,2,4-Trichlorobenzene	< 1.1	1.1		ug/m3	1	9/15/2017 1:35:00 PM
1,2,4-Trimethylbenzene	< 0.74	0.74		ug/m3	1	9/15/2017 1:35:00 PM
1,2-Dibromoethane	< 1.2	1.2		ug/m3	1	9/15/2017 1:35:00 PM
1,2-Dichlorobenzene	< 0.90	0.90		ug/m3	1	9/15/2017 1:35:00 PM
1,2-Dichloroethane	< 0.61	0.61		ug/m3	1	9/15/2017 1:35:00 PM
1,2-Dichloropropane	< 0.69	0.69		ug/m3	1	9/15/2017 1:35:00 PM
1,3,5-Trimethylbenzene	< 0.74	0.74		ug/m3	1	9/15/2017 1:35:00 PM
1,3-butadiene	< 0.33	0.33		ug/m3	1	9/15/2017 1:35:00 PM
1,3-Dichlorobenzene	< 0.90	0.90		ug/m3	1	9/15/2017 1:35:00 PM
1,4-Dichlorobenzene	< 0.90	0.90		ug/m3	1	9/15/2017 1:35:00 PM
1,4-Dioxane	< 1.1	1.1		ug/m3	1	9/15/2017 1:35:00 PM
2,2,4-trimethylpentane	< 0.70	0.70		ug/m3	1	9/15/2017 1:35:00 PM
4-ethyltoluene	< 0.74	0.74		ug/m3	1	9/15/2017 1:35:00 PM
Acetone	7.0	0.71		ug/m3	1	9/15/2017 1:35:00 PM
Allyl chloride	< 0.47	0.47		ug/m3	1	9/15/2017 1:35:00 PM
Benzene	0.35	0.48	J	ug/m3	1	9/15/2017 1:35:00 PM
Benzyl chloride	< 0.86	0.86		ug/m3	1	9/15/2017 1:35:00 PM
Bromodichloromethane	< 1.0	1.0		ug/m3	1	9/15/2017 1:35:00 PM
Bromoform	< 1.6	1.6		ug/m3	1	9/15/2017 1:35:00 PM
Bromomethane	< 0.58	0.58		ug/m3	1	9/15/2017 1:35:00 PM
Carbon disulfide	< 0.47	0.47		ug/m3	1	9/15/2017 1:35:00 PM
Carbon tetrachloride	0.63	0.25		ug/m3	1	9/15/2017 1:35:00 PM
Chlorobenzene	< 0.69	0.69		ug/m3	1	9/15/2017 1:35:00 PM
Chloroethane	< 0.40	0.40		ug/m3	1	9/15/2017 1:35:00 PM
Chloroform	< 0.73	0.73		ug/m3	1	9/15/2017 1:35:00 PM
Chloromethane	1.4	0.31		ug/m3	1	9/15/2017 1:35:00 PM
cis-1,2-Dichloroethene	< 0.59	0.59		ug/m3	1	9/15/2017 1:35:00 PM
cis-1,3-Dichloropropene	< 0.68	0.68		ug/m3	1	9/15/2017 1:35:00 PM
Cyclohexane	< 0.52	0.52		ug/m3	1	9/15/2017 1:35:00 PM
Dibromochloromethane	< 1.3	1.3		ug/m3	1	9/15/2017 1:35:00 PM
Ethyl acetate	< 0.54	0.54		ug/m3	1	9/15/2017 1:35:00 PM
Ethylbenzene	< 0.65	0.65		ug/m3	1	9/15/2017 1:35:00 PM
Freon 11	1.6	0.84		ug/m3	1	9/15/2017 1:35:00 PM
Freon 113	< 1.1	1.1		ug/m3	1	9/15/2017 1:35:00 PM
Freon 114	< 1.0	1.0		ug/m3	1	9/15/2017 1:35:00 PM

Qualifiers:

**	Quantitation Limit	.	Results reported are not blank corrected
B	Analyte detected in the associated Method Blank	E	Estimated Value above quantitation range
H	Holding times for preparation or analysis exceeded	J	Analyte detected below quantitation limit
JN	Non-routine analyte. Quantitation estimated.	ND	Not Detected at the Limit of Detection
S	Spike Recovery outside accepted recovery limits		

Centek Laboratories, LLC

Date: *21-Sep-17*

CLIENT:	LaBella Associates, P.C.	**Client Sample ID:**	IAQ-01
Lab Order:	C1709046	**Tag Number:**	89,295
Project:	Kodak Hawkeye Facility	**Collection Date:**	9/8/2017
Lab ID:	C1709046-006A	**Matrix:**	AIR

Analyses	Result	**Limit	Qual	Units	DF	Date Analyzed
1UG/M3 W/ 0.25UG/M3 CT-TCE-VC		**TO-15**				Analyst: **RJP**
Freon 12	2.7	0.74		ug/m3	1	9/15/2017 1:35:00 PM
Heptane	< 0.61	0.61		ug/m3	1	9/15/2017 1:35:00 PM
Hexachloro-1,3-butadiene	< 1.6	1.6		ug/m3	1	9/15/2017 1:35:00 PM
Hexane	< 0.53	0.53		ug/m3	1	9/15/2017 1:35:00 PM
Isopropyl alcohol	2.1	0.37		ug/m3	1	9/15/2017 1:35:00 PM
m&p-Xylene	< 1.3	1.3		ug/m3	1	9/15/2017 1:35:00 PM
Methyl Butyl Ketone	< 1.2	1.2		ug/m3	1	9/15/2017 1:35:00 PM
Methyl Ethyl Ketone	0.47	0.88	J	ug/m3	1	9/15/2017 1:35:00 PM
Methyl Isobutyl Ketone	< 1.2	1.2		ug/m3	1	9/15/2017 1:35:00 PM
Methyl tert-butyl ether	< 0.54	0.54		ug/m3	1	9/15/2017 1:35:00 PM
Methylene chloride	1.5	0.52		ug/m3	1	9/15/2017 1:35:00 PM
o-Xylene	< 0.65	0.65		ug/m3	1	9/15/2017 1:35:00 PM
Propylene	< 0.26	0.26		ug/m3	1	9/15/2017 1:35:00 PM
Styrene	< 0.64	0.64		ug/m3	1	9/15/2017 1:35:00 PM
Tetrachloroethylene	< 1.0	1.0		ug/m3	1	9/15/2017 1:35:00 PM
Tetrahydrofuran	< 0.44	0.44		ug/m3	1	9/15/2017 1:35:00 PM
Toluene	0.90	0.57		ug/m3	1	9/15/2017 1:35:00 PM
trans-1,2-Dichloroethene	< 0.59	0.59		ug/m3	1	9/15/2017 1:35:00 PM
trans-1,3-Dichloropropene	< 0.68	0.68		ug/m3	1	9/15/2017 1:35:00 PM
Trichloroethene	< 0.21	0.21		ug/m3	1	9/15/2017 1:35:00 PM
Vinyl acetate	< 0.53	0.53		ug/m3	1	9/15/2017 1:35:00 PM
Vinyl Bromide	< 0.66	0.66		ug/m3	1	9/15/2017 1:35:00 PM
Vinyl chloride	< 0.10	0.10		ug/m3	1	9/15/2017 1:35:00 PM

Qualifiers:				
	**	Quantitation Limit	.	Results reported are not blank corrected
	B	Analyte detected in the associated Method Blank	E	Estimated Value above quantitation range
	H	Holding times for preparation or analysis exceeded	J	Analyte detected below quantitation limit
	JN	Non-routine analyte. Quantitation estimated.	ND	Not Detected at the Limit of Detection
	S	Spike Recovery outside accepted recovery limits		

Centek Laboratories, LLC

Date: *21-Sep-17*

CLIENT:	LaBella Associates, P.C.	**Client Sample ID:**	SS-02
Lab Order:	C1709046	**Tag Number:**	569,310
Project:	Kodak Hawkeye Facility	**Collection Date:**	9/8/2017
Lab ID:	C1709046-007A	**Matrix:**	AIR

Analyses	Result	**Limit	Qual	Units	DF	Date Analyzed
1UG/M3 BY METHOD TO15		**TO-15**				Analyst: **RJP**
1,1,1-Trichloroethane	13	8.2		ug/m3	10	9/20/2017 4:51:00 AM
1,1,2,2-Tetrachloroethane	< 1.0	1.0		ug/m3	1	9/19/2017 4:52:00 PM
1,1,2-Trichloroethane	< 0.82	0.82		ug/m3	1	9/19/2017 4:52:00 PM
1,1-Dichloroethane	< 0.61	0.61		ug/m3	1	9/19/2017 4:52:00 PM
1,1-Dichloroethene	< 0.59	0.59		ug/m3	1	9/19/2017 4:52:00 PM
1,2,4-Trichlorobenzene	< 1.1	1.1		ug/m3	1	9/19/2017 4:52:00 PM
1,2,4-Trimethylbenzene	9.0	0.74		ug/m3	1	9/19/2017 4:52:00 PM
1,2-Dibromoethane	< 1.2	1.2		ug/m3	1	9/19/2017 4:52:00 PM
1,2-Dichlorobenzene	< 0.90	0.90		ug/m3	1	9/19/2017 4:52:00 PM
1,2-Dichloroethane	< 0.61	0.61		ug/m3	1	9/19/2017 4:52:00 PM
1,2-Dichloropropane	< 0.69	0.69		ug/m3	1	9/19/2017 4:52:00 PM
1,3,5-Trimethylbenzene	3.5	0.74		ug/m3	1	9/19/2017 4:52:00 PM
1,3-butadiene	< 0.33	0.33		ug/m3	1	9/19/2017 4:52:00 PM
1,3-Dichlorobenzene	< 0.90	0.90		ug/m3	1	9/19/2017 4:52:00 PM
1,4-Dichlorobenzene	< 0.90	0.90		ug/m3	1	9/19/2017 4:52:00 PM
1,4-Dioxane	< 1.1	1.1		ug/m3	1	9/19/2017 4:52:00 PM
2,2,4-trimethylpentane	< 0.70	0.70		ug/m3	1	9/19/2017 4:52:00 PM
4-ethyltoluene	2.4	0.74		ug/m3	1	9/19/2017 4:52:00 PM
Acetone	250	64		ug/m3	90	9/20/2017 5:29:00 AM
Allyl chloride	< 0.47	0.47		ug/m3	1	9/19/2017 4:52:00 PM
Benzene	11	4.8		ug/m3	10	9/20/2017 4:51:00 AM
Benzyl chloride	< 0.86	0.86		ug/m3	1	9/19/2017 4:52:00 PM
Bromodichloromethane	< 1.0	1.0		ug/m3	1	9/19/2017 4:52:00 PM
Bromoform	< 1.6	1.6		ug/m3	1	9/19/2017 4:52:00 PM
Bromomethane	< 0.58	0.58		ug/m3	1	9/19/2017 4:52:00 PM
Carbon disulfide	16	4.7		ug/m3	10	9/20/2017 4:51:00 AM
Carbon tetrachloride	1.0	0.94		ug/m3	1	9/19/2017 4:52:00 PM
Chlorobenzene	< 0.69	0.69		ug/m3	1	9/19/2017 4:52:00 PM
Chloroethane	< 0.40	0.40		ug/m3	1	9/19/2017 4:52:00 PM
Chloroform	7.0	0.73		ug/m3	1	9/19/2017 4:52:00 PM
Chloromethane	4.5	0.31		ug/m3	1	9/19/2017 4:52:00 PM
cis-1,2-Dichloroethene	0.71	0.59		ug/m3	1	9/19/2017 4:52:00 PM
cis-1,3-Dichloropropene	< 0.68	0.68		ug/m3	1	9/19/2017 4:52:00 PM
Cyclohexane	35	5.2		ug/m3	10	9/20/2017 4:51:00 AM
Dibromochloromethane	< 1.3	1.3		ug/m3	1	9/19/2017 4:52:00 PM
Ethyl acetate	< 0.54	0.54		ug/m3	1	9/19/2017 4:52:00 PM
Ethylbenzene	1.5	0.65		ug/m3	1	9/19/2017 4:52:00 PM
Freon 11	4.6	0.84		ug/m3	1	9/19/2017 4:52:00 PM
Freon 113	2.3	1.1		ug/m3	1	9/19/2017 4:52:00 PM
Freon 114	< 1.0	1.0		ug/m3	1	9/19/2017 4:52:00 PM

Qualifiers:

**	Quantitation Limit	.	Results reported are not blank corrected
B	Analyte detected in the associated Method Blank	E	Estimated Value above quantitation range
H	Holding times for preparation or analysis exceeded	J	Analyte detected below quantitation limit
JN	Non-routine analyte. Quantitation estimated.	ND	Not Detected at the Limit of Detection
S	Spike Recovery outside accepted recovery limits		

Centek Laboratories, LLC

Date: *21-Sep-17*

CLIENT:	LaBella Associates, P.C.	**Client Sample ID:**	SS-02
Lab Order:	C1709046	**Tag Number:**	569,310
Project:	Kodak Hawkeye Facility	**Collection Date:**	9/8/2017
Lab ID:	C1709046-007A	**Matrix:**	AIR

Analyses	Result	**Limit	Qual	Units	DF	Date Analyzed
1UG/M3 BY METHOD TO15		**TO-15**				Analyst: **RJP**
Freon 12	2.9	0.74		ug/m3	1	9/19/2017 4:52:00 PM
Heptane	96	57		ug/m3	90	9/20/2017 5:29:00 AM
Hexachloro-1,3-butadiene	< 1.6	1.6		ug/m3	1	9/19/2017 4:52:00 PM
Hexane	79	49		ug/m3	90	9/20/2017 5:29:00 AM
Isopropyl alcohol	53	3.7		ug/m3	10	9/20/2017 4:51:00 AM
m&p-Xylene	3.9	1.3		ug/m3	1	9/19/2017 4:52:00 PM
Methyl Butyl Ketone	< 1.2	1.2		ug/m3	1	9/19/2017 4:52:00 PM
Methyl Ethyl Ketone	5.6	8.8	J	ug/m3	10	9/20/2017 4:51:00 AM
Methyl Isobutyl Ketone	< 1.2	1.2		ug/m3	1	9/19/2017 4:52:00 PM
Methyl tert-butyl ether	< 0.54	0.54		ug/m3	1	9/19/2017 4:52:00 PM
Methylene chloride	15	5.2		ug/m3	10	9/20/2017 4:51:00 AM
o-Xylene	1.6	0.65		ug/m3	1	9/19/2017 4:52:00 PM
Propylene	< 0.26	0.26		ug/m3	1	9/19/2017 4:52:00 PM
Styrene	0.98	0.64		ug/m3	1	9/19/2017 4:52:00 PM
Tetrachloroethylene	2.2	1.0		ug/m3	1	9/19/2017 4:52:00 PM
Tetrahydrofuran	< 0.44	0.44		ug/m3	1	9/19/2017 4:52:00 PM
Toluene	26	5.7		ug/m3	10	9/20/2017 4:51:00 AM
trans-1,2-Dichloroethene	< 0.59	0.59		ug/m3	1	9/19/2017 4:52:00 PM
trans-1,3-Dichloropropene	< 0.68	0.68		ug/m3	1	9/19/2017 4:52:00 PM
Trichloroethene	190	75		ug/m3	90	9/20/2017 5:29:00 AM
Vinyl acetate	< 0.53	0.53		ug/m3	1	9/19/2017 4:52:00 PM
Vinyl Bromide	< 0.66	0.66		ug/m3	1	9/19/2017 4:52:00 PM
Vinyl chloride	0.56	0.38		ug/m3	1	9/19/2017 4:52:00 PM

Qualifiers:

**	Quantitation Limit	.	Results reported are not blank corrected
B	Analyte detected in the associated Method Blank	E	Estimated Value above quantitation range
H	Holding times for preparation or analysis exceeded	J	Analyte detected below quantitation limit
JN	Non-routine analyte. Quantitation estimated.	ND	Not Detected at the Limit of Detection
S	Spike Recovery outside accepted recovery limits		

Centek Laboratories, LLC

Date: *21-Sep-17*

CLIENT:	LaBella Associates, P.C.	**Client Sample ID:**	IAQ-02
Lab Order:	C1709046	**Tag Number:**	544,346
Project:	Kodak Hawkeye Facility	**Collection Date:**	9/8/2017
Lab ID:	C1709046-008A	**Matrix:**	AIR

Analyses	Result	**Limit	Qual	Units	DF	Date Analyzed
1UG/M3 W/ 0.25UG/M3 CT-TCE-VC		**TO-15**				Analyst: **RJP**
1,1,1-Trichloroethane	< 0.82	0.82		ug/m3	1	9/15/2017 2:17:00 PM
1,1,2,2-Tetrachloroethane	< 1.0	1.0		ug/m3	1	9/15/2017 2:17:00 PM
1,1,2-Trichloroethane	< 0.82	0.82		ug/m3	1	9/15/2017 2:17:00 PM
1,1-Dichloroethane	< 0.61	0.61		ug/m3	1	9/15/2017 2:17:00 PM
1,1-Dichloroethene	< 0.59	0.59		ug/m3	1	9/15/2017 2:17:00 PM
1,2,4-Trichlorobenzene	< 1.1	1.1		ug/m3	1	9/15/2017 2:17:00 PM
1,2,4-Trimethylbenzene	0.54	0.74	J	ug/m3	1	9/15/2017 2:17:00 PM
1,2-Dibromoethane	< 1.2	1.2		ug/m3	1	9/15/2017 2:17:00 PM
1,2-Dichlorobenzene	< 0.90	0.90		ug/m3	1	9/15/2017 2:17:00 PM
1,2-Dichloroethane	< 0.61	0.61		ug/m3	1	9/15/2017 2:17:00 PM
1,2-Dichloropropane	< 0.69	0.69		ug/m3	1	9/15/2017 2:17:00 PM
1,3,5-Trimethylbenzene	< 0.74	0.74		ug/m3	1	9/15/2017 2:17:00 PM
1,3-butadiene	< 0.33	0.33		ug/m3	1	9/15/2017 2:17:00 PM
1,3-Dichlorobenzene	< 0.90	0.90		ug/m3	1	9/15/2017 2:17:00 PM
1,4-Dichlorobenzene	< 0.90	0.90		ug/m3	1	9/15/2017 2:17:00 PM
1,4-Dioxane	< 1.1	1.1		ug/m3	1	9/15/2017 2:17:00 PM
2,2,4-trimethylpentane	< 0.70	0.70		ug/m3	1	9/15/2017 2:17:00 PM
4-ethyltoluene	< 0.74	0.74		ug/m3	1	9/15/2017 2:17:00 PM
Acetone	19	7.1		ug/m3	10	9/18/2017 1:26:00 PM
Allyl chloride	< 0.47	0.47		ug/m3	1	9/15/2017 2:17:00 PM
Benzene	0.35	0.48	J	ug/m3	1	9/15/2017 2:17:00 PM
Benzyl chloride	< 0.86	0.86		ug/m3	1	9/15/2017 2:17:00 PM
Bromodichloromethane	< 1.0	1.0		ug/m3	1	9/15/2017 2:17:00 PM
Bromoform	< 1.6	1.6		ug/m3	1	9/15/2017 2:17:00 PM
Bromomethane	< 0.58	0.58		ug/m3	1	9/15/2017 2:17:00 PM
Carbon disulfide	< 0.47	0.47		ug/m3	1	9/15/2017 2:17:00 PM
Carbon tetrachloride	0.50	0.25		ug/m3	1	9/15/2017 2:17:00 PM
Chlorobenzene	< 0.69	0.69		ug/m3	1	9/15/2017 2:17:00 PM
Chloroethane	< 0.40	0.40		ug/m3	1	9/15/2017 2:17:00 PM
Chloroform	< 0.73	0.73		ug/m3	1	9/15/2017 2:17:00 PM
Chloromethane	0.93	0.31		ug/m3	1	9/15/2017 2:17:00 PM
cis-1,2-Dichloroethene	< 0.59	0.59		ug/m3	1	9/15/2017 2:17:00 PM
cis-1,3-Dichloropropene	< 0.68	0.68		ug/m3	1	9/15/2017 2:17:00 PM
Cyclohexane	< 0.52	0.52		ug/m3	1	9/15/2017 2:17:00 PM
Dibromochloromethane	< 1.3	1.3		ug/m3	1	9/15/2017 2:17:00 PM
Ethyl acetate	0.50	0.54	J	ug/m3	1	9/15/2017 2:17:00 PM
Ethylbenzene	< 0.65	0.65		ug/m3	1	9/15/2017 2:17:00 PM
Freon 11	3.0	0.84		ug/m3	1	9/15/2017 2:17:00 PM
Freon 113	< 1.1	1.1		ug/m3	1	9/15/2017 2:17:00 PM
Freon 114	< 1.0	1.0		ug/m3	1	9/15/2017 2:17:00 PM

Qualifiers:

**	Quantitation Limit	.	Results reported are not blank corrected
B	Analyte detected in the associated Method Blank	E	Estimated Value above quantitation range
H	Holding times for preparation or analysis exceeded	J	Analyte detected below quantitation limit
JN	Non-routine analyte. Quantitation estimated.	ND	Not Detected at the Limit of Detection
S	Spike Recovery outside accepted recovery limits		

Centek Laboratories, LLC

Date: *21-Sep-17*

CLIENT:	LaBella Associates, P.C.	**Client Sample ID:**	IAQ-02
Lab Order:	C1709046	**Tag Number:**	544,346
Project:	Kodak Hawkeye Facility	**Collection Date:**	9/8/2017
Lab ID:	C1709046-008A	**Matrix:**	AIR

Analyses	Result	**Limit	Qual	Units	DF	Date Analyzed
1UG/M3 W/ 0.25UG/M3 CT-TCE-VC		**TO-15**				Analyst: **RJP**
Freon 12	2.9	0.74		ug/m3	1	9/15/2017 2:17:00 PM
Heptane	< 0.61	0.61		ug/m3	1	9/15/2017 2:17:00 PM
Hexachloro-1,3-butadiene	< 1.6	1.6		ug/m3	1	9/15/2017 2:17:00 PM
Hexane	0.56	0.53		ug/m3	1	9/15/2017 2:17:00 PM
Isopropyl alcohol	3.0	0.37		ug/m3	1	9/15/2017 2:17:00 PM
m&p-Xylene	0.48	1.3	J	ug/m3	1	9/15/2017 2:17:00 PM
Methyl Butyl Ketone	< 1.2	1.2		ug/m3	1	9/15/2017 2:17:00 PM
Methyl Ethyl Ketone	0.91	0.88		ug/m3	1	9/15/2017 2:17:00 PM
Methyl Isobutyl Ketone	< 1.2	1.2		ug/m3	1	9/15/2017 2:17:00 PM
Methyl tert-butyl ether	< 0.54	0.54		ug/m3	1	9/15/2017 2:17:00 PM
Methylene chloride	1.6	0.52		ug/m3	1	9/15/2017 2:17:00 PM
o-Xylene	< 0.65	0.65		ug/m3	1	9/15/2017 2:17:00 PM
Propylene	< 0.26	0.26		ug/m3	1	9/15/2017 2:17:00 PM
Styrene	< 0.64	0.64		ug/m3	1	9/15/2017 2:17:00 PM
Tetrachloroethylene	< 1.0	1.0		ug/m3	1	9/15/2017 2:17:00 PM
Tetrahydrofuran	< 0.44	0.44		ug/m3	1	9/15/2017 2:17:00 PM
Toluene	1.6	0.57		ug/m3	1	9/15/2017 2:17:00 PM
trans-1,2-Dichloroethene	< 0.59	0.59		ug/m3	1	9/15/2017 2:17:00 PM
trans-1,3-Dichloropropene	< 0.68	0.68		ug/m3	1	9/15/2017 2:17:00 PM
Trichloroethene	1.6	0.21		ug/m3	1	9/15/2017 2:17:00 PM
Vinyl acetate	< 0.53	0.53		ug/m3	1	9/15/2017 2:17:00 PM
Vinyl Bromide	< 0.66	0.66		ug/m3	1	9/15/2017 2:17:00 PM
Vinyl chloride	< 0.10	0.10		ug/m3	1	9/15/2017 2:17:00 PM

Qualifiers:				
	**	Quantitation Limit	.	Results reported are not blank corrected
	B	Analyte detected in the associated Method Blank	E	Estimated Value above quantitation range
	H	Holding times for preparation or analysis exceeded	J	Analyte detected below quantitation limit
	JN	Non-routine analyte. Quantitation estimated.	ND	Not Detected at the Limit of Detection
	S	Spike Recovery outside accepted recovery limits		

Centek Laboratories, LLC

Date: *21-Sep-17*

CLIENT:	LaBella Associates, P.C.	**Client Sample ID:**	SS-03
Lab Order:	C1709046	**Tag Number:**	1183,300
Project:	Kodak Hawkeye Facility	**Collection Date:**	9/8/2017
Lab ID:	C1709046-009A	**Matrix:**	AIR

Analyses	Result	**Limit	Qual	Units	DF	Date Analyzed
1UG/M3 BY METHOD TO15		**TO-15**				Analyst: **RJP**
1,1,1-Trichloroethane	2.0	0.82		ug/m3	1	9/19/2017 5:33:00 PM
1,1,2,2-Tetrachloroethane	< 1.0	1.0		ug/m3	1	9/19/2017 5:33:00 PM
1,1,2-Trichloroethane	< 0.82	0.82		ug/m3	1	9/19/2017 5:33:00 PM
1,1-Dichloroethane	< 0.61	0.61		ug/m3	1	9/19/2017 5:33:00 PM
1,1-Dichloroethene	< 0.59	0.59		ug/m3	1	9/19/2017 5:33:00 PM
1,2,4-Trichlorobenzene	< 1.1	1.1		ug/m3	1	9/19/2017 5:33:00 PM
1,2,4-Trimethylbenzene	6.3	0.74		ug/m3	1	9/19/2017 5:33:00 PM
1,2-Dibromoethane	< 1.2	1.2		ug/m3	1	9/19/2017 5:33:00 PM
1,2-Dichlorobenzene	< 0.90	0.90		ug/m3	1	9/19/2017 5:33:00 PM
1,2-Dichloroethane	< 0.61	0.61		ug/m3	1	9/19/2017 5:33:00 PM
1,2-Dichloropropane	< 0.69	0.69		ug/m3	1	9/19/2017 5:33:00 PM
1,3,5-Trimethylbenzene	2.7	0.74		ug/m3	1	9/19/2017 5:33:00 PM
1,3-butadiene	< 0.33	0.33		ug/m3	1	9/19/2017 5:33:00 PM
1,3-Dichlorobenzene	< 0.90	0.90		ug/m3	1	9/19/2017 5:33:00 PM
1,4-Dichlorobenzene	< 0.90	0.90		ug/m3	1	9/19/2017 5:33:00 PM
1,4-Dioxane	< 1.1	1.1		ug/m3	1	9/19/2017 5:33:00 PM
2,2,4-trimethylpentane	< 0.70	0.70		ug/m3	1	9/19/2017 5:33:00 PM
4-ethyltoluene	2.1	0.74		ug/m3	1	9/19/2017 5:33:00 PM
Acetone	68	7.1		ug/m3	10	9/20/2017 6:06:00 AM
Allyl chloride	< 0.47	0.47		ug/m3	1	9/19/2017 5:33:00 PM
Benzene	5.7	0.48		ug/m3	1	9/19/2017 5:33:00 PM
Benzyl chloride	< 0.86	0.86		ug/m3	1	9/19/2017 5:33:00 PM
Bromodichloromethane	< 1.0	1.0		ug/m3	1	9/19/2017 5:33:00 PM
Bromoform	< 1.6	1.6		ug/m3	1	9/19/2017 5:33:00 PM
Bromomethane	< 0.58	0.58		ug/m3	1	9/19/2017 5:33:00 PM
Carbon disulfide	2.7	0.47		ug/m3	1	9/19/2017 5:33:00 PM
Carbon tetrachloride	0.88	0.94	J	ug/m3	1	9/19/2017 5:33:00 PM
Chlorobenzene	< 0.69	0.69		ug/m3	1	9/19/2017 5:33:00 PM
Chloroethane	< 0.40	0.40		ug/m3	1	9/19/2017 5:33:00 PM
Chloroform	0.93	0.73		ug/m3	1	9/19/2017 5:33:00 PM
Chloromethane	1.8	0.31		ug/m3	1	9/19/2017 5:33:00 PM
cis-1,2-Dichloroethene	< 0.59	0.59		ug/m3	1	9/19/2017 5:33:00 PM
cis-1,3-Dichloropropene	< 0.68	0.68		ug/m3	1	9/19/2017 5:33:00 PM
Cyclohexane	10	5.2		ug/m3	10	9/20/2017 6:06:00 AM
Dibromochloromethane	< 1.3	1.3		ug/m3	1	9/19/2017 5:33:00 PM
Ethyl acetate	< 0.54	0.54		ug/m3	1	9/19/2017 5:33:00 PM
Ethylbenzene	1.1	0.65		ug/m3	1	9/19/2017 5:33:00 PM
Freon 11	3.3	0.84		ug/m3	1	9/19/2017 5:33:00 PM
Freon 113	1.9	1.1		ug/m3	1	9/19/2017 5:33:00 PM
Freon 114	< 1.0	1.0		ug/m3	1	9/19/2017 5:33:00 PM

Qualifiers:

**	Quantitation Limit	.	Results reported are not blank corrected
B	Analyte detected in the associated Method Blank	E	Estimated Value above quantitation range
H	Holding times for preparation or analysis exceeded	J	Analyte detected below quantitation limit
JN	Non-routine analyte. Quantitation estimated.	ND	Not Detected at the Limit of Detection
S	Spike Recovery outside accepted recovery limits		

Centek Laboratories, LLC

Date: *21-Sep-17*

CLIENT:	LaBella Associates, P.C.	**Client Sample ID:**	SS-03
Lab Order:	C1709046	**Tag Number:**	1183,300
Project:	Kodak Hawkeye Facility	**Collection Date:**	9/8/2017
Lab ID:	C1709046-009A	**Matrix:**	AIR

Analyses	Result	**Limit	Qual	Units	DF	Date Analyzed
1UG/M3 BY METHOD TO15		**TO-15**				Analyst: **RJP**
Freon 12	3.6	0.74		ug/m3	1	9/19/2017 5:33:00 PM
Heptane	20	6.1		ug/m3	10	9/20/2017 6:06:00 AM
Hexachloro-1,3-butadiene	< 1.6	1.6		ug/m3	1	9/19/2017 5:33:00 PM
Hexane	16	5.3		ug/m3	10	9/20/2017 6:06:00 AM
Isopropyl alcohol	29	3.7		ug/m3	10	9/20/2017 6:06:00 AM
m&p-Xylene	3.0	1.3		ug/m3	1	9/19/2017 5:33:00 PM
Methyl Butyl Ketone	< 1.2	1.2		ug/m3	1	9/19/2017 5:33:00 PM
Methyl Ethyl Ketone	6.0	0.88		ug/m3	1	9/19/2017 5:33:00 PM
Methyl Isobutyl Ketone	< 1.2	1.2		ug/m3	1	9/19/2017 5:33:00 PM
Methyl tert-butyl ether	< 0.54	0.54		ug/m3	1	9/19/2017 5:33:00 PM
Methylene chloride	14	5.2		ug/m3	10	9/20/2017 6:06:00 AM
o-Xylene	1.2	0.65		ug/m3	1	9/19/2017 5:33:00 PM
Propylene	< 0.26	0.26		ug/m3	1	9/19/2017 5:33:00 PM
Styrene	0.89	0.64		ug/m3	1	9/19/2017 5:33:00 PM
Tetrachloroethylene	1.1	1.0		ug/m3	1	9/19/2017 5:33:00 PM
Tetrahydrofuran	1.3	0.44		ug/m3	1	9/19/2017 5:33:00 PM
Toluene	16	5.7		ug/m3	10	9/20/2017 6:06:00 AM
trans-1,2-Dichloroethene	< 0.59	0.59		ug/m3	1	9/19/2017 5:33:00 PM
trans-1,3-Dichloropropene	< 0.68	0.68		ug/m3	1	9/19/2017 5:33:00 PM
Trichloroethene	11	8.1		ug/m3	10	9/20/2017 6:06:00 AM
Vinyl acetate	< 0.53	0.53		ug/m3	1	9/19/2017 5:33:00 PM
Vinyl Bromide	< 0.66	0.66		ug/m3	1	9/19/2017 5:33:00 PM
Vinyl chloride	0.97	0.38		ug/m3	1	9/19/2017 5:33:00 PM

Qualifiers:

**	Quantitation Limit	.	Results reported are not blank corrected
B	Analyte detected in the associated Method Blank	E	Estimated Value above quantitation range
H	Holding times for preparation or analysis exceeded	J	Analyte detected below quantitation limit
JN	Non-routine analyte. Quantitation estimated.	ND	Not Detected at the Limit of Detection
S	Spike Recovery outside accepted recovery limits		

Centek Laboratories, LLC

Date: *21-Sep-17*

CLIENT:	LaBella Associates, P.C.	**Client Sample ID:**	IAQ-03
Lab Order:	C1709046	**Tag Number:**	599,1161
Project:	Kodak Hawkeye Facility	**Collection Date:**	9/8/2017
Lab ID:	C1709046-010A	**Matrix:**	AIR

Analyses	Result	**Limit	Qual	Units	DF	Date Analyzed
1UG/M3 W/ 0.25UG/M3 CT-TCE-VC		**TO-15**				Analyst: **RJP**
1,1,1-Trichloroethane	< 0.82	0.82		ug/m3	1	9/15/2017 2:58:00 PM
1,1,2,2-Tetrachloroethane	< 1.0	1.0		ug/m3	1	9/15/2017 2:58:00 PM
1,1,2-Trichloroethane	< 0.82	0.82		ug/m3	1	9/15/2017 2:58:00 PM
1,1-Dichloroethane	< 0.61	0.61		ug/m3	1	9/15/2017 2:58:00 PM
1,1-Dichloroethene	< 0.59	0.59		ug/m3	1	9/15/2017 2:58:00 PM
1,2,4-Trichlorobenzene	< 1.1	1.1		ug/m3	1	9/15/2017 2:58:00 PM
1,2,4-Trimethylbenzene	0.64	0.74	J	ug/m3	1	9/15/2017 2:58:00 PM
1,2-Dibromoethane	< 1.2	1.2		ug/m3	1	9/15/2017 2:58:00 PM
1,2-Dichlorobenzene	< 0.90	0.90		ug/m3	1	9/15/2017 2:58:00 PM
1,2-Dichloroethane	< 0.61	0.61		ug/m3	1	9/15/2017 2:58:00 PM
1,2-Dichloropropane	< 0.69	0.69		ug/m3	1	9/15/2017 2:58:00 PM
1,3,5-Trimethylbenzene	< 0.74	0.74		ug/m3	1	9/15/2017 2:58:00 PM
1,3-butadiene	< 0.33	0.33		ug/m3	1	9/15/2017 2:58:00 PM
1,3-Dichlorobenzene	< 0.90	0.90		ug/m3	1	9/15/2017 2:58:00 PM
1,4-Dichlorobenzene	< 0.90	0.90		ug/m3	1	9/15/2017 2:58:00 PM
1,4-Dioxane	< 1.1	1.1		ug/m3	1	9/15/2017 2:58:00 PM
2,2,4-trimethylpentane	< 0.70	0.70		ug/m3	1	9/15/2017 2:58:00 PM
4-ethyltoluene	< 0.74	0.74		ug/m3	1	9/15/2017 2:58:00 PM
Acetone	14	7.1		ug/m3	10	9/18/2017 2:03:00 PM
Allyl chloride	< 0.47	0.47		ug/m3	1	9/15/2017 2:58:00 PM
Benzene	0.45	0.48	J	ug/m3	1	9/15/2017 2:58:00 PM
Benzyl chloride	< 0.86	0.86		ug/m3	1	9/15/2017 2:58:00 PM
Bromodichloromethane	< 1.0	1.0		ug/m3	1	9/15/2017 2:58:00 PM
Bromoform	< 1.6	1.6		ug/m3	1	9/15/2017 2:58:00 PM
Bromomethane	< 0.58	0.58		ug/m3	1	9/15/2017 2:58:00 PM
Carbon disulfide	< 0.47	0.47		ug/m3	1	9/15/2017 2:58:00 PM
Carbon tetrachloride	0.69	0.25		ug/m3	1	9/15/2017 2:58:00 PM
Chlorobenzene	< 0.69	0.69		ug/m3	1	9/15/2017 2:58:00 PM
Chloroethane	< 0.40	0.40		ug/m3	1	9/15/2017 2:58:00 PM
Chloroform	< 0.73	0.73		ug/m3	1	9/15/2017 2:58:00 PM
Chloromethane	1.2	0.31		ug/m3	1	9/15/2017 2:58:00 PM
cis-1,2-Dichloroethene	< 0.59	0.59		ug/m3	1	9/15/2017 2:58:00 PM
cis-1,3-Dichloropropene	< 0.68	0.68		ug/m3	1	9/15/2017 2:58:00 PM
Cyclohexane	< 0.52	0.52		ug/m3	1	9/15/2017 2:58:00 PM
Dibromochloromethane	< 1.3	1.3		ug/m3	1	9/15/2017 2:58:00 PM
Ethyl acetate	0.61	0.54		ug/m3	1	9/15/2017 2:58:00 PM
Ethylbenzene	< 0.65	0.65		ug/m3	1	9/15/2017 2:58:00 PM
Freon 11	2.2	0.84		ug/m3	1	9/15/2017 2:58:00 PM
Freon 113	< 1.1	1.1		ug/m3	1	9/15/2017 2:58:00 PM
Freon 114	< 1.0	1.0		ug/m3	1	9/15/2017 2:58:00 PM

Qualifiers:

**	Quantitation Limit	.	Results reported are not blank corrected
B	Analyte detected in the associated Method Blank	E	Estimated Value above quantitation range
H	Holding times for preparation or analysis exceeded	J	Analyte detected below quantitation limit
JN	Non-routine analyte. Quantitation estimated.	ND	Not Detected at the Limit of Detection
S	Spike Recovery outside accepted recovery limits		

Centek Laboratories, LLC

Date: *21-Sep-17*

CLIENT:	LaBella Associates, P.C.	**Client Sample ID:**	IAQ-03
Lab Order:	C1709046	**Tag Number:**	599,1161
Project:	Kodak Hawkeye Facility	**Collection Date:**	9/8/2017
Lab ID:	C1709046-010A	**Matrix:**	AIR

Analyses	Result	**Limit	Qual	Units	DF	Date Analyzed
1UG/M3 W/ 0.25UG/M3 CT-TCE-VC		**TO-15**				Analyst: **RJP**
Freon 12	3.0	0.74		ug/m3	1	9/15/2017 2:58:00 PM
Heptane	< 0.61	0.61		ug/m3	1	9/15/2017 2:58:00 PM
Hexachloro-1,3-butadiene	< 1.6	1.6		ug/m3	1	9/15/2017 2:58:00 PM
Hexane	0.49	0.53	J	ug/m3	1	9/15/2017 2:58:00 PM
Isopropyl alcohol	1.7	0.37		ug/m3	1	9/15/2017 2:58:00 PM
m&p-Xylene	0.56	1.3	J	ug/m3	1	9/15/2017 2:58:00 PM
Methyl Butyl Ketone	< 1.2	1.2		ug/m3	1	9/15/2017 2:58:00 PM
Methyl Ethyl Ketone	1.3	0.88		ug/m3	1	9/15/2017 2:58:00 PM
Methyl Isobutyl Ketone	< 1.2	1.2		ug/m3	1	9/15/2017 2:58:00 PM
Methyl tert-butyl ether	< 0.54	0.54		ug/m3	1	9/15/2017 2:58:00 PM
Methylene chloride	1.4	0.52		ug/m3	1	9/15/2017 2:58:00 PM
o-Xylene	< 0.65	0.65		ug/m3	1	9/15/2017 2:58:00 PM
Propylene	< 0.26	0.26		ug/m3	1	9/15/2017 2:58:00 PM
Styrene	< 0.64	0.64		ug/m3	1	9/15/2017 2:58:00 PM
Tetrachloroethylene	< 1.0	1.0		ug/m3	1	9/15/2017 2:58:00 PM
Tetrahydrofuran	< 0.44	0.44		ug/m3	1	9/15/2017 2:58:00 PM
Toluene	1.6	0.57		ug/m3	1	9/15/2017 2:58:00 PM
trans-1,2-Dichloroethene	< 0.59	0.59		ug/m3	1	9/15/2017 2:58:00 PM
trans-1,3-Dichloropropene	< 0.68	0.68		ug/m3	1	9/15/2017 2:58:00 PM
Trichloroethene	0.75	0.21		ug/m3	1	9/15/2017 2:58:00 PM
Vinyl acetate	< 0.53	0.53		ug/m3	1	9/15/2017 2:58:00 PM
Vinyl Bromide	< 0.66	0.66		ug/m3	1	9/15/2017 2:58:00 PM
Vinyl chloride	< 0.10	0.10		ug/m3	1	9/15/2017 2:58:00 PM

Qualifiers:				
	**	Quantitation Limit	.	Results reported are not blank corrected
	B	Analyte detected in the associated Method Blank	E	Estimated Value above quantitation range
	H	Holding times for preparation or analysis exceeded	J	Analyte detected below quantitation limit
	JN	Non-routine analyte. Quantitation estimated.	ND	Not Detected at the Limit of Detection
	S	Spike Recovery outside accepted recovery limits		

Centek Laboratories, LLC

Date: *21-Sep-17*

CLIENT:	LaBella Associates, P.C.	**Client Sample ID:**	SS-05
Lab Order:	C1709046	**Tag Number:**	234,258
Project:	Kodak Hawkeye Facility	**Collection Date:**	9/8/2017
Lab ID:	C1709046-011A	**Matrix:**	AIR

Analyses	Result	**Limit	Qual	Units	DF	Date Analyzed
1UG/M3 BY METHOD TO15		**TO-15**				Analyst: **RJP**
1,1,1-Trichloroethane	< 0.82	0.82		ug/m3	1	9/19/2017 6:15:00 PM
1,1,2,2-Tetrachloroethane	< 1.0	1.0		ug/m3	1	9/19/2017 6:15:00 PM
1,1,2-Trichloroethane	< 0.82	0.82		ug/m3	1	9/19/2017 6:15:00 PM
1,1-Dichloroethane	< 0.61	0.61		ug/m3	1	9/19/2017 6:15:00 PM
1,1-Dichloroethene	< 0.59	0.59		ug/m3	1	9/19/2017 6:15:00 PM
1,2,4-Trichlorobenzene	< 1.1	1.1		ug/m3	1	9/19/2017 6:15:00 PM
1,2,4-Trimethylbenzene	6.3	0.74		ug/m3	1	9/19/2017 6:15:00 PM
1,2-Dibromoethane	< 1.2	1.2		ug/m3	1	9/19/2017 6:15:00 PM
1,2-Dichlorobenzene	< 0.90	0.90		ug/m3	1	9/19/2017 6:15:00 PM
1,2-Dichloroethane	< 0.61	0.61		ug/m3	1	9/19/2017 6:15:00 PM
1,2-Dichloropropane	< 0.69	0.69		ug/m3	1	9/19/2017 6:15:00 PM
1,3,5-Trimethylbenzene	2.5	0.74		ug/m3	1	9/19/2017 6:15:00 PM
1,3-butadiene	< 0.33	0.33		ug/m3	1	9/19/2017 6:15:00 PM
1,3-Dichlorobenzene	< 0.90	0.90		ug/m3	1	9/19/2017 6:15:00 PM
1,4-Dichlorobenzene	< 0.90	0.90		ug/m3	1	9/19/2017 6:15:00 PM
1,4-Dioxane	< 1.1	1.1		ug/m3	1	9/19/2017 6:15:00 PM
2,2,4-trimethylpentane	< 0.70	0.70		ug/m3	1	9/19/2017 6:15:00 PM
4-ethyltoluene	1.9	0.74		ug/m3	1	9/19/2017 6:15:00 PM
Acetone	380	64		ug/m3	90	9/20/2017 5:35:00 PM
Allyl chloride	< 0.47	0.47		ug/m3	1	9/19/2017 6:15:00 PM
Benzene	11	4.8		ug/m3	10	9/20/2017 7:19:00 AM
Benzyl chloride	< 0.86	0.86		ug/m3	1	9/19/2017 6:15:00 PM
Bromodichloromethane	< 1.0	1.0		ug/m3	1	9/19/2017 6:15:00 PM
Bromoform	< 1.6	1.6		ug/m3	1	9/19/2017 6:15:00 PM
Bromomethane	< 0.58	0.58		ug/m3	1	9/19/2017 6:15:00 PM
Carbon disulfide	3.5	0.47		ug/m3	1	9/19/2017 6:15:00 PM
Carbon tetrachloride	0.69	0.94	J	ug/m3	1	9/19/2017 6:15:00 PM
Chlorobenzene	< 0.69	0.69		ug/m3	1	9/19/2017 6:15:00 PM
Chloroethane	< 0.40	0.40		ug/m3	1	9/19/2017 6:15:00 PM
Chloroform	10	0.73		ug/m3	1	9/19/2017 6:15:00 PM
Chloromethane	< 0.31	0.31		ug/m3	1	9/19/2017 6:15:00 PM
cis-1,2-Dichloroethene	50	5.9		ug/m3	10	9/20/2017 7:19:00 AM
cis-1,3-Dichloropropene	< 0.68	0.68		ug/m3	1	9/19/2017 6:15:00 PM
Cyclohexane	20	5.2		ug/m3	10	9/20/2017 7:19:00 AM
Dibromochloromethane	< 1.3	1.3		ug/m3	1	9/19/2017 6:15:00 PM
Ethyl acetate	< 0.54	0.54		ug/m3	1	9/19/2017 6:15:00 PM
Ethylbenzene	2.0	0.65		ug/m3	1	9/19/2017 6:15:00 PM
Freon 11	2.5	0.84		ug/m3	1	9/19/2017 6:15:00 PM
Freon 113	1.1	1.1	J	ug/m3	1	9/19/2017 6:15:00 PM
Freon 114	< 1.0	1.0		ug/m3	1	9/19/2017 6:15:00 PM

Qualifiers:

**	Quantitation Limit	.	Results reported are not blank corrected
B	Analyte detected in the associated Method Blank	E	Estimated Value above quantitation range
H	Holding times for preparation or analysis exceeded	J	Analyte detected below quantitation limit
JN	Non-routine analyte. Quantitation estimated.	ND	Not Detected at the Limit of Detection
S	Spike Recovery outside accepted recovery limits		

Centek Laboratories, LLC

Date: *21-Sep-17*

CLIENT:	LaBella Associates, P.C.	**Client Sample ID:**	SS-05
Lab Order:	C1709046	**Tag Number:**	234,258
Project:	Kodak Hawkeye Facility	**Collection Date:**	9/8/2017
Lab ID:	C1709046-011A	**Matrix:**	AIR

Analyses	Result	**Limit	Qual	Units	DF	Date Analyzed
1UG/M3 BY METHOD TO15		**TO-15**				Analyst: **RJP**
Freon 12	3.1	0.74		ug/m3	1	9/19/2017 6:15:00 PM
Heptane	43	6.1		ug/m3	10	9/20/2017 7:19:00 AM
Hexachloro-1,3-butadiene	< 1.6	1.6		ug/m3	1	9/19/2017 6:15:00 PM
Hexane	44	5.3		ug/m3	10	9/20/2017 7:19:00 AM
Isopropyl alcohol	41	3.7		ug/m3	10	9/20/2017 7:19:00 AM
m&p-Xylene	4.6	1.3		ug/m3	1	9/19/2017 6:15:00 PM
Methyl Butyl Ketone	< 1.2	1.2		ug/m3	1	9/19/2017 6:15:00 PM
Methyl Ethyl Ketone	9.4	8.8		ug/m3	10	9/20/2017 7:19:00 AM
Methyl Isobutyl Ketone	< 1.2	1.2		ug/m3	1	9/19/2017 6:15:00 PM
Methyl tert-butyl ether	< 0.54	0.54		ug/m3	1	9/19/2017 6:15:00 PM
Methylene chloride	11	5.2		ug/m3	10	9/20/2017 7:19:00 AM
o-Xylene	1.6	0.65		ug/m3	1	9/19/2017 6:15:00 PM
Propylene	< 0.26	0.26		ug/m3	1	9/19/2017 6:15:00 PM
Styrene	0.89	0.64		ug/m3	1	9/19/2017 6:15:00 PM
Tetrachloroethylene	2.6	1.0		ug/m3	1	9/19/2017 6:15:00 PM
Tetrahydrofuran	2.1	0.44		ug/m3	1	9/19/2017 6:15:00 PM
Toluene	22	5.7		ug/m3	10	9/20/2017 7:19:00 AM
trans-1,2-Dichloroethene	0.87	0.59		ug/m3	1	9/19/2017 6:15:00 PM
trans-1,3-Dichloropropene	< 0.68	0.68		ug/m3	1	9/19/2017 6:15:00 PM
Trichloroethene	310	75		ug/m3	90	9/20/2017 5:35:00 PM
Vinyl acetate	< 0.53	0.53		ug/m3	1	9/19/2017 6:15:00 PM
Vinyl Bromide	< 0.66	0.66		ug/m3	1	9/19/2017 6:15:00 PM
Vinyl chloride	1.2	0.38		ug/m3	1	9/19/2017 6:15:00 PM

Qualifiers:

**	Quantitation Limit	.	Results reported are not blank corrected
B	Analyte detected in the associated Method Blank	E	Estimated Value above quantitation range
H	Holding times for preparation or analysis exceeded	J	Analyte detected below quantitation limit
JN	Non-routine analyte. Quantitation estimated.	ND	Not Detected at the Limit of Detection
S	Spike Recovery outside accepted recovery limits		

Centek Laboratories, LLC

Date: *21-Sep-17*

CLIENT:	LaBella Associates, P.C.	**Client Sample ID:**	IAQ-05
Lab Order:	C1709046	**Tag Number:**	94,378
Project:	Kodak Hawkeye Facility	**Collection Date:**	9/8/2017
Lab ID:	C1709046-012A	**Matrix:**	AIR

Analyses	Result	**Limit	Qual	Units	DF	Date Analyzed
1UG/M3 W/ 0.25UG/M3 CT-TCE-VC		**TO-15**				Analyst: **RJP**
1,1,1-Trichloroethane	< 0.82	0.82		ug/m3	1	9/15/2017 3:39:00 PM
1,1,2,2-Tetrachloroethane	< 1.0	1.0		ug/m3	1	9/15/2017 3:39:00 PM
1,1,2-Trichloroethane	< 0.82	0.82		ug/m3	1	9/15/2017 3:39:00 PM
1,1-Dichloroethane	< 0.61	0.61		ug/m3	1	9/15/2017 3:39:00 PM
1,1-Dichloroethene	< 0.59	0.59		ug/m3	1	9/15/2017 3:39:00 PM
1,2,4-Trichlorobenzene	< 1.1	1.1		ug/m3	1	9/15/2017 3:39:00 PM
1,2,4-Trimethylbenzene	0.59	0.74	J	ug/m3	1	9/15/2017 3:39:00 PM
1,2-Dibromoethane	< 1.2	1.2		ug/m3	1	9/15/2017 3:39:00 PM
1,2-Dichlorobenzene	< 0.90	0.90		ug/m3	1	9/15/2017 3:39:00 PM
1,2-Dichloroethane	< 0.61	0.61		ug/m3	1	9/15/2017 3:39:00 PM
1,2-Dichloropropane	< 0.69	0.69		ug/m3	1	9/15/2017 3:39:00 PM
1,3,5-Trimethylbenzene	< 0.74	0.74		ug/m3	1	9/15/2017 3:39:00 PM
1,3-butadiene	< 0.33	0.33		ug/m3	1	9/15/2017 3:39:00 PM
1,3-Dichlorobenzene	< 0.90	0.90		ug/m3	1	9/15/2017 3:39:00 PM
1,4-Dichlorobenzene	< 0.90	0.90		ug/m3	1	9/15/2017 3:39:00 PM
1,4-Dioxane	< 1.1	1.1		ug/m3	1	9/15/2017 3:39:00 PM
2,2,4-trimethylpentane	< 0.70	0.70		ug/m3	1	9/15/2017 3:39:00 PM
4-ethyltoluene	< 0.74	0.74		ug/m3	1	9/15/2017 3:39:00 PM
Acetone	18	7.1		ug/m3	10	9/18/2017 2:40:00 PM
Allyl chloride	< 0.47	0.47		ug/m3	1	9/15/2017 3:39:00 PM
Benzene	0.38	0.48	J	ug/m3	1	9/15/2017 3:39:00 PM
Benzyl chloride	< 0.86	0.86		ug/m3	1	9/15/2017 3:39:00 PM
Bromodichloromethane	< 1.0	1.0		ug/m3	1	9/15/2017 3:39:00 PM
Bromoform	< 1.6	1.6		ug/m3	1	9/15/2017 3:39:00 PM
Bromomethane	< 0.58	0.58		ug/m3	1	9/15/2017 3:39:00 PM
Carbon disulfide	< 0.47	0.47		ug/m3	1	9/15/2017 3:39:00 PM
Carbon tetrachloride	0.69	0.25		ug/m3	1	9/15/2017 3:39:00 PM
Chlorobenzene	< 0.69	0.69		ug/m3	1	9/15/2017 3:39:00 PM
Chloroethane	< 0.40	0.40		ug/m3	1	9/15/2017 3:39:00 PM
Chloroform	< 0.73	0.73		ug/m3	1	9/15/2017 3:39:00 PM
Chloromethane	1.2	0.31		ug/m3	1	9/15/2017 3:39:00 PM
cis-1,2-Dichloroethene	< 0.59	0.59		ug/m3	1	9/15/2017 3:39:00 PM
cis-1,3-Dichloropropene	< 0.68	0.68		ug/m3	1	9/15/2017 3:39:00 PM
Cyclohexane	< 0.52	0.52		ug/m3	1	9/15/2017 3:39:00 PM
Dibromochloromethane	< 1.3	1.3		ug/m3	1	9/15/2017 3:39:00 PM
Ethyl acetate	0.47	0.54	J	ug/m3	1	9/15/2017 3:39:00 PM
Ethylbenzene	< 0.65	0.65		ug/m3	1	9/15/2017 3:39:00 PM
Freon 11	1.5	0.84		ug/m3	1	9/15/2017 3:39:00 PM
Freon 113	< 1.1	1.1		ug/m3	1	9/15/2017 3:39:00 PM
Freon 114	< 1.0	1.0		ug/m3	1	9/15/2017 3:39:00 PM

Qualifiers:

**	Quantitation Limit	.	Results reported are not blank corrected
B	Analyte detected in the associated Method Blank	E	Estimated Value above quantitation range
H	Holding times for preparation or analysis exceeded	J	Analyte detected below quantitation limit
JN	Non-routine analyte. Quantitation estimated.	ND	Not Detected at the Limit of Detection
S	Spike Recovery outside accepted recovery limits		

Centek Laboratories, LLC

Date: *21-Sep-17*

CLIENT:	LaBella Associates, P.C.	**Client Sample ID:**	IAQ-05
Lab Order:	C1709046	**Tag Number:**	94,378
Project:	Kodak Hawkeye Facility	**Collection Date:**	9/8/2017
Lab ID:	C1709046-012A	**Matrix:**	AIR

Analyses	Result	**Limit	Qual	Units	DF	Date Analyzed
1UG/M3 W/ 0.25UG/M3 CT-TCE-VC		**TO-15**				Analyst: **RJP**
Freon 12	2.8	0.74		ug/m3	1	9/15/2017 3:39:00 PM
Heptane	0.45	0.61	J	ug/m3	1	9/15/2017 3:39:00 PM
Hexachloro-1,3-butadiene	< 1.6	1.6		ug/m3	1	9/15/2017 3:39:00 PM
Hexane	0.67	0.53		ug/m3	1	9/15/2017 3:39:00 PM
Isopropyl alcohol	1.8	0.37		ug/m3	1	9/15/2017 3:39:00 PM
m&p-Xylene	0.78	1.3	J	ug/m3	1	9/15/2017 3:39:00 PM
Methyl Butyl Ketone	< 1.2	1.2		ug/m3	1	9/15/2017 3:39:00 PM
Methyl Ethyl Ketone	0.59	0.88	J	ug/m3	1	9/15/2017 3:39:00 PM
Methyl Isobutyl Ketone	5.7	1.2		ug/m3	1	9/15/2017 3:39:00 PM
Methyl tert-butyl ether	< 0.54	0.54		ug/m3	1	9/15/2017 3:39:00 PM
Methylene chloride	0.97	0.52		ug/m3	1	9/15/2017 3:39:00 PM
o-Xylene	< 0.65	0.65		ug/m3	1	9/15/2017 3:39:00 PM
Propylene	< 0.26	0.26		ug/m3	1	9/15/2017 3:39:00 PM
Styrene	< 0.64	0.64		ug/m3	1	9/15/2017 3:39:00 PM
Tetrachloroethylene	< 1.0	1.0		ug/m3	1	9/15/2017 3:39:00 PM
Tetrahydrofuran	< 0.44	0.44		ug/m3	1	9/15/2017 3:39:00 PM
Toluene	1.9	0.57		ug/m3	1	9/15/2017 3:39:00 PM
trans-1,2-Dichloroethene	< 0.59	0.59		ug/m3	1	9/15/2017 3:39:00 PM
trans-1,3-Dichloropropene	< 0.68	0.68		ug/m3	1	9/15/2017 3:39:00 PM
Trichloroethene	6.1	0.21		ug/m3	1	9/15/2017 3:39:00 PM
Vinyl acetate	< 0.53	0.53		ug/m3	1	9/15/2017 3:39:00 PM
Vinyl Bromide	< 0.66	0.66		ug/m3	1	9/15/2017 3:39:00 PM
Vinyl chloride	< 0.10	0.10		ug/m3	1	9/15/2017 3:39:00 PM

Qualifiers:				
	**	Quantitation Limit	.	Results reported are not blank corrected
	B	Analyte detected in the associated Method Blank	E	Estimated Value above quantitation range
	H	Holding times for preparation or analysis exceeded	J	Analyte detected below quantitation limit
	JN	Non-routine analyte. Quantitation estimated.	ND	Not Detected at the Limit of Detection
	S	Spike Recovery outside accepted recovery limits		

Centek Laboratories, LLC

Date: *21-Sep-17*

CLIENT:	LaBella Associates, P.C.	**Client Sample ID:**	SS-07
Lab Order:	C1709046	**Tag Number:**	191,259
Project:	Kodak Hawkeye Facility	**Collection Date:**	9/8/2017
Lab ID:	C1709046-013A	**Matrix:**	AIR

Analyses	Result	**Limit	Qual	Units	DF	Date Analyzed
1UG/M3 BY METHOD TO15		**TO-15**				Analyst: **RJP**
1,1,1-Trichloroethane	2.6	0.82		ug/m3	1	9/19/2017 6:57:00 PM
1,1,2,2-Tetrachloroethane	< 1.0	1.0		ug/m3	1	9/19/2017 6:57:00 PM
1,1,2-Trichloroethane	< 0.82	0.82		ug/m3	1	9/19/2017 6:57:00 PM
1,1-Dichloroethane	< 0.61	0.61		ug/m3	1	9/19/2017 6:57:00 PM
1,1-Dichloroethene	< 0.59	0.59		ug/m3	1	9/19/2017 6:57:00 PM
1,2,4-Trichlorobenzene	< 1.1	1.1		ug/m3	1	9/19/2017 6:57:00 PM
1,2,4-Trimethylbenzene	11	0.74		ug/m3	1	9/19/2017 6:57:00 PM
1,2-Dibromoethane	< 1.2	1.2		ug/m3	1	9/19/2017 6:57:00 PM
1,2-Dichlorobenzene	< 0.90	0.90		ug/m3	1	9/19/2017 6:57:00 PM
1,2-Dichloroethane	< 0.61	0.61		ug/m3	1	9/19/2017 6:57:00 PM
1,2-Dichloropropane	< 0.69	0.69		ug/m3	1	9/19/2017 6:57:00 PM
1,3,5-Trimethylbenzene	4.2	0.74		ug/m3	1	9/19/2017 6:57:00 PM
1,3-butadiene	< 0.33	0.33		ug/m3	1	9/19/2017 6:57:00 PM
1,3-Dichlorobenzene	< 0.90	0.90		ug/m3	1	9/19/2017 6:57:00 PM
1,4-Dichlorobenzene	< 0.90	0.90		ug/m3	1	9/19/2017 6:57:00 PM
1,4-Dioxane	< 1.1	1.1		ug/m3	1	9/19/2017 6:57:00 PM
2,2,4-trimethylpentane	< 0.70	0.70		ug/m3	1	9/19/2017 6:57:00 PM
4-ethyltoluene	2.9	0.74		ug/m3	1	9/19/2017 6:57:00 PM
Acetone	110	14		ug/m3	20	9/20/2017 6:12:00 PM
Allyl chloride	< 0.47	0.47		ug/m3	1	9/19/2017 6:57:00 PM
Benzene	2.4	0.48		ug/m3	1	9/19/2017 6:57:00 PM
Benzyl chloride	< 0.86	0.86		ug/m3	1	9/19/2017 6:57:00 PM
Bromodichloromethane	< 1.0	1.0		ug/m3	1	9/19/2017 6:57:00 PM
Bromoform	< 1.6	1.6		ug/m3	1	9/19/2017 6:57:00 PM
Bromomethane	< 0.58	0.58		ug/m3	1	9/19/2017 6:57:00 PM
Carbon disulfide	11	4.7		ug/m3	10	9/20/2017 4:35:00 PM
Carbon tetrachloride	0.69	0.94	J	ug/m3	1	9/19/2017 6:57:00 PM
Chlorobenzene	< 0.69	0.69		ug/m3	1	9/19/2017 6:57:00 PM
Chloroethane	< 0.40	0.40		ug/m3	1	9/19/2017 6:57:00 PM
Chloroform	4.2	0.73		ug/m3	1	9/19/2017 6:57:00 PM
Chloromethane	2.2	0.31		ug/m3	1	9/19/2017 6:57:00 PM
cis-1,2-Dichloroethene	< 0.59	0.59		ug/m3	1	9/19/2017 6:57:00 PM
cis-1,3-Dichloropropene	< 0.68	0.68		ug/m3	1	9/19/2017 6:57:00 PM
Cyclohexane	5.0	0.52		ug/m3	1	9/19/2017 6:57:00 PM
Dibromochloromethane	< 1.3	1.3		ug/m3	1	9/19/2017 6:57:00 PM
Ethyl acetate	9.0	5.4		ug/m3	10	9/20/2017 4:35:00 PM
Ethylbenzene	1.3	0.65		ug/m3	1	9/19/2017 6:57:00 PM
Freon 11	2.0	0.84		ug/m3	1	9/19/2017 6:57:00 PM
Freon 113	4.5	1.1		ug/m3	1	9/19/2017 6:57:00 PM
Freon 114	< 1.0	1.0		ug/m3	1	9/19/2017 6:57:00 PM

Qualifiers:

**	Quantitation Limit	.	Results reported are not blank corrected
B	Analyte detected in the associated Method Blank	E	Estimated Value above quantitation range
H	Holding times for preparation or analysis exceeded	J	Analyte detected below quantitation limit
JN	Non-routine analyte. Quantitation estimated.	ND	Not Detected at the Limit of Detection
S	Spike Recovery outside accepted recovery limits		

Centek Laboratories, LLC

Date: *21-Sep-17*

CLIENT:	LaBella Associates, P.C.	**Client Sample ID:**	SS-07
Lab Order:	C1709046	**Tag Number:**	191,259
Project:	Kodak Hawkeye Facility	**Collection Date:**	9/8/2017
Lab ID:	C1709046-013A	**Matrix:**	AIR

Analyses	Result	**Limit	Qual	Units	DF	Date Analyzed
1UG/M3 BY METHOD TO15		**TO-15**				Analyst: **RJP**
Freon 12	34	7.4		ug/m3	10	9/20/2017 4:35:00 PM
Heptane	8.2	0.61		ug/m3	1	9/19/2017 6:57:00 PM
Hexachloro-1,3-butadiene	< 1.6	1.6		ug/m3	1	9/19/2017 6:57:00 PM
Hexane	8.1	5.3		ug/m3	10	9/20/2017 4:35:00 PM
Isopropyl alcohol	42	7.4		ug/m3	20	9/20/2017 6:12:00 PM
m&p-Xylene	3.6	1.3		ug/m3	1	9/19/2017 6:57:00 PM
Methyl Butyl Ketone	< 1.2	1.2		ug/m3	1	9/19/2017 6:57:00 PM
Methyl Ethyl Ketone	6.5	8.8	J	ug/m3	10	9/20/2017 4:35:00 PM
Methyl Isobutyl Ketone	1.8	1.2		ug/m3	1	9/19/2017 6:57:00 PM
Methyl tert-butyl ether	< 0.54	0.54		ug/m3	1	9/19/2017 6:57:00 PM
Methylene chloride	28	5.2		ug/m3	10	9/20/2017 4:35:00 PM
o-Xylene	1.6	0.65		ug/m3	1	9/19/2017 6:57:00 PM
Propylene	< 0.26	0.26		ug/m3	1	9/19/2017 6:57:00 PM
Styrene	1.2	0.64		ug/m3	1	9/19/2017 6:57:00 PM
Tetrachloroethylene	0.95	1.0	J	ug/m3	1	9/19/2017 6:57:00 PM
Tetrahydrofuran	< 0.44	0.44		ug/m3	1	9/19/2017 6:57:00 PM
Toluene	29	5.7		ug/m3	10	9/20/2017 4:35:00 PM
trans-1,2-Dichloroethene	< 0.59	0.59		ug/m3	1	9/19/2017 6:57:00 PM
trans-1,3-Dichloropropene	< 0.68	0.68		ug/m3	1	9/19/2017 6:57:00 PM
Trichloroethene	110	8.1		ug/m3	10	9/20/2017 4:35:00 PM
Vinyl acetate	< 0.53	0.53		ug/m3	1	9/19/2017 6:57:00 PM
Vinyl Bromide	< 0.66	0.66		ug/m3	1	9/19/2017 6:57:00 PM
Vinyl chloride	0.79	0.38		ug/m3	1	9/19/2017 6:57:00 PM

Qualifiers:

**	Quantitation Limit	.	Results reported are not blank corrected
B	Analyte detected in the associated Method Blank	E	Estimated Value above quantitation range
H	Holding times for preparation or analysis exceeded	J	Analyte detected below quantitation limit
JN	Non-routine analyte. Quantitation estimated.	ND	Not Detected at the Limit of Detection
S	Spike Recovery outside accepted recovery limits		

Centek Laboratories, LLC

Date: *21-Sep-17*

CLIENT:	LaBella Associates, P.C.	**Client Sample ID:**	IAQ-07
Lab Order:	C1709046	**Tag Number:**	225,281
Project:	Kodak Hawkeye Facility	**Collection Date:**	9/8/2017
Lab ID:	C1709046-014A	**Matrix:**	AIR

Analyses	Result	**Limit	Qual	Units	DF	Date Analyzed
1UG/M3 W/ 0.25UG/M3 CT-TCE-VC		**TO-15**				Analyst: **RJP**
1,1,1-Trichloroethane	< 0.82	0.82		ug/m3	1	9/15/2017 4:21:00 PM
1,1,2,2-Tetrachloroethane	< 1.0	1.0		ug/m3	1	9/15/2017 4:21:00 PM
1,1,2-Trichloroethane	< 0.82	0.82		ug/m3	1	9/15/2017 4:21:00 PM
1,1-Dichloroethane	< 0.61	0.61		ug/m3	1	9/15/2017 4:21:00 PM
1,1-Dichloroethene	< 0.59	0.59		ug/m3	1	9/15/2017 4:21:00 PM
1,2,4-Trichlorobenzene	< 1.1	1.1		ug/m3	1	9/15/2017 4:21:00 PM
1,2,4-Trimethylbenzene	0.64	0.74	J	ug/m3	1	9/15/2017 4:21:00 PM
1,2-Dibromoethane	< 1.2	1.2		ug/m3	1	9/15/2017 4:21:00 PM
1,2-Dichlorobenzene	< 0.90	0.90		ug/m3	1	9/15/2017 4:21:00 PM
1,2-Dichloroethane	< 0.61	0.61		ug/m3	1	9/15/2017 4:21:00 PM
1,2-Dichloropropane	< 0.69	0.69		ug/m3	1	9/15/2017 4:21:00 PM
1,3,5-Trimethylbenzene	0.74	0.74		ug/m3	1	9/15/2017 4:21:00 PM
1,3-butadiene	< 0.33	0.33		ug/m3	1	9/15/2017 4:21:00 PM
1,3-Dichlorobenzene	< 0.90	0.90		ug/m3	1	9/15/2017 4:21:00 PM
1,4-Dichlorobenzene	< 0.90	0.90		ug/m3	1	9/15/2017 4:21:00 PM
1,4-Dioxane	< 1.1	1.1		ug/m3	1	9/15/2017 4:21:00 PM
2,2,4-trimethylpentane	< 0.70	0.70		ug/m3	1	9/15/2017 4:21:00 PM
4-ethyltoluene	< 0.74	0.74		ug/m3	1	9/15/2017 4:21:00 PM
Acetone	25	7.1		ug/m3	10	9/18/2017 3:17:00 PM
Allyl chloride	< 0.47	0.47		ug/m3	1	9/15/2017 4:21:00 PM
Benzene	0.54	0.48		ug/m3	1	9/15/2017 4:21:00 PM
Benzyl chloride	< 0.86	0.86		ug/m3	1	9/15/2017 4:21:00 PM
Bromodichloromethane	< 1.0	1.0		ug/m3	1	9/15/2017 4:21:00 PM
Bromoform	< 1.6	1.6		ug/m3	1	9/15/2017 4:21:00 PM
Bromomethane	< 0.58	0.58		ug/m3	1	9/15/2017 4:21:00 PM
Carbon disulfide	< 0.47	0.47		ug/m3	1	9/15/2017 4:21:00 PM
Carbon tetrachloride	0.63	0.25		ug/m3	1	9/15/2017 4:21:00 PM
Chlorobenzene	< 0.69	0.69		ug/m3	1	9/15/2017 4:21:00 PM
Chloroethane	< 0.40	0.40		ug/m3	1	9/15/2017 4:21:00 PM
Chloroform	0.54	0.73	J	ug/m3	1	9/15/2017 4:21:00 PM
Chloromethane	1.4	0.31		ug/m3	1	9/15/2017 4:21:00 PM
cis-1,2-Dichloroethene	< 0.59	0.59		ug/m3	1	9/15/2017 4:21:00 PM
cis-1,3-Dichloropropene	< 0.68	0.68		ug/m3	1	9/15/2017 4:21:00 PM
Cyclohexane	< 0.52	0.52		ug/m3	1	9/15/2017 4:21:00 PM
Dibromochloromethane	< 1.3	1.3		ug/m3	1	9/15/2017 4:21:00 PM
Ethyl acetate	0.90	0.54		ug/m3	1	9/15/2017 4:21:00 PM
Ethylbenzene	< 0.65	0.65		ug/m3	1	9/15/2017 4:21:00 PM
Freon 11	2.0	0.84		ug/m3	1	9/15/2017 4:21:00 PM
Freon 113	1.1	1.1		ug/m3	1	9/15/2017 4:21:00 PM
Freon 114	< 1.0	1.0		ug/m3	1	9/15/2017 4:21:00 PM

Qualifiers:

**	Quantitation Limit	.	Results reported are not blank corrected
B	Analyte detected in the associated Method Blank	E	Estimated Value above quantitation range
H	Holding times for preparation or analysis exceeded	J	Analyte detected below quantitation limit
JN	Non-routine analyte. Quantitation estimated.	ND	Not Detected at the Limit of Detection
S	Spike Recovery outside accepted recovery limits		

Centek Laboratories, LLC

Date: *21-Sep-17*

CLIENT:	LaBella Associates, P.C.	**Client Sample ID:**	IAQ-07
Lab Order:	C1709046	**Tag Number:**	225,281
Project:	Kodak Hawkeye Facility	**Collection Date:**	9/8/2017
Lab ID:	C1709046-014A	**Matrix:**	AIR

Analyses	Result	**Limit	Qual	Units	DF	Date Analyzed
1UG/M3 W/ 0.25UG/M3 CT-TCE-VC		**TO-15**				Analyst: **RJP**
Freon 12	3.4	0.74		ug/m3	1	9/15/2017 4:21:00 PM
Heptane	0.57	0.61	J	ug/m3	1	9/15/2017 4:21:00 PM
Hexachloro-1,3-butadiene	< 1.6	1.6		ug/m3	1	9/15/2017 4:21:00 PM
Hexane	0.74	0.53		ug/m3	1	9/15/2017 4:21:00 PM
Isopropyl alcohol	2.9	0.37		ug/m3	1	9/15/2017 4:21:00 PM
m&p-Xylene	0.65	1.3	J	ug/m3	1	9/15/2017 4:21:00 PM
Methyl Butyl Ketone	< 1.2	1.2		ug/m3	1	9/15/2017 4:21:00 PM
Methyl Ethyl Ketone	1.2	0.88		ug/m3	1	9/15/2017 4:21:00 PM
Methyl Isobutyl Ketone	0.57	1.2	J	ug/m3	1	9/15/2017 4:21:00 PM
Methyl tert-butyl ether	< 0.54	0.54		ug/m3	1	9/15/2017 4:21:00 PM
Methylene chloride	2.9	0.52		ug/m3	1	9/15/2017 4:21:00 PM
o-Xylene	< 0.65	0.65		ug/m3	1	9/15/2017 4:21:00 PM
Propylene	< 0.26	0.26		ug/m3	1	9/15/2017 4:21:00 PM
Styrene	< 0.64	0.64		ug/m3	1	9/15/2017 4:21:00 PM
Tetrachloroethylene	< 1.0	1.0		ug/m3	1	9/15/2017 4:21:00 PM
Tetrahydrofuran	< 0.44	0.44		ug/m3	1	9/15/2017 4:21:00 PM
Toluene	2.8	0.57		ug/m3	1	9/15/2017 4:21:00 PM
trans-1,2-Dichloroethene	< 0.59	0.59		ug/m3	1	9/15/2017 4:21:00 PM
trans-1,3-Dichloropropene	< 0.68	0.68		ug/m3	1	9/15/2017 4:21:00 PM
Trichloroethene	2.5	0.21		ug/m3	1	9/15/2017 4:21:00 PM
Vinyl acetate	< 0.53	0.53		ug/m3	1	9/15/2017 4:21:00 PM
Vinyl Bromide	< 0.66	0.66		ug/m3	1	9/15/2017 4:21:00 PM
Vinyl chloride	< 0.10	0.10		ug/m3	1	9/15/2017 4:21:00 PM

Qualifiers:				
	**	Quantitation Limit	.	Results reported are not blank corrected
	B	Analyte detected in the associated Method Blank	E	Estimated Value above quantitation range
	H	Holding times for preparation or analysis exceeded	J	Analyte detected below quantitation limit
	JN	Non-routine analyte. Quantitation estimated.	ND	Not Detected at the Limit of Detection
	S	Spike Recovery outside accepted recovery limits		

Centek Laboratories, LLC

Date: *21-Sep-17*

CLIENT:	LaBella Associates, P.C.	**Client Sample ID:**	SS-08
Lab Order:	C1709046	**Tag Number:**	242,298
Project:	Kodak Hawkeye Facility	**Collection Date:**	9/8/2017
Lab ID:	C1709046-015A	**Matrix:**	AIR

Analyses	Result	**Limit	Qual	Units	DF	Date Analyzed
1UG/M3 BY METHOD TO15		**TO-15**				Analyst: **RJP**
1,1,1-Trichloroethane	2.4	0.82		ug/m3	1	9/19/2017 7:40:00 PM
1,1,2,2-Tetrachloroethane	< 1.0	1.0		ug/m3	1	9/19/2017 7:40:00 PM
1,1,2-Trichloroethane	< 0.82	0.82		ug/m3	1	9/19/2017 7:40:00 PM
1,1-Dichloroethane	< 0.61	0.61		ug/m3	1	9/19/2017 7:40:00 PM
1,1-Dichloroethene	< 0.59	0.59		ug/m3	1	9/19/2017 7:40:00 PM
1,2,4-Trichlorobenzene	< 1.1	1.1		ug/m3	1	9/19/2017 7:40:00 PM
1,2,4-Trimethylbenzene	8.7	0.74		ug/m3	1	9/19/2017 7:40:00 PM
1,2-Dibromoethane	< 1.2	1.2		ug/m3	1	9/19/2017 7:40:00 PM
1,2-Dichlorobenzene	< 0.90	0.90		ug/m3	1	9/19/2017 7:40:00 PM
1,2-Dichloroethane	< 0.61	0.61		ug/m3	1	9/19/2017 7:40:00 PM
1,2-Dichloropropane	< 0.69	0.69		ug/m3	1	9/19/2017 7:40:00 PM
1,3,5-Trimethylbenzene	3.4	0.74		ug/m3	1	9/19/2017 7:40:00 PM
1,3-butadiene	< 0.33	0.33		ug/m3	1	9/19/2017 7:40:00 PM
1,3-Dichlorobenzene	< 0.90	0.90		ug/m3	1	9/19/2017 7:40:00 PM
1,4-Dichlorobenzene	< 0.90	0.90		ug/m3	1	9/19/2017 7:40:00 PM
1,4-Dioxane	< 1.1	1.1		ug/m3	1	9/19/2017 7:40:00 PM
2,2,4-trimethylpentane	< 0.70	0.70		ug/m3	1	9/19/2017 7:40:00 PM
4-ethyltoluene	2.4	0.74		ug/m3	1	9/19/2017 7:40:00 PM
Acetone	210	28		ug/m3	40	9/20/2017 7:26:00 PM
Allyl chloride	< 0.47	0.47		ug/m3	1	9/19/2017 7:40:00 PM
Benzene	1.3	0.48		ug/m3	1	9/19/2017 7:40:00 PM
Benzyl chloride	< 0.86	0.86		ug/m3	1	9/19/2017 7:40:00 PM
Bromodichloromethane	< 1.0	1.0		ug/m3	1	9/19/2017 7:40:00 PM
Bromoform	< 1.6	1.6		ug/m3	1	9/19/2017 7:40:00 PM
Bromomethane	< 0.58	0.58		ug/m3	1	9/19/2017 7:40:00 PM
Carbon disulfide	6.8	0.47		ug/m3	1	9/19/2017 7:40:00 PM
Carbon tetrachloride	0.69	0.94	J	ug/m3	1	9/19/2017 7:40:00 PM
Chlorobenzene	< 0.69	0.69		ug/m3	1	9/19/2017 7:40:00 PM
Chloroethane	< 0.40	0.40		ug/m3	1	9/19/2017 7:40:00 PM
Chloroform	3.3	0.73		ug/m3	1	9/19/2017 7:40:00 PM
Chloromethane	2.7	0.31		ug/m3	1	9/19/2017 7:40:00 PM
cis-1,2-Dichloroethene	< 0.59	0.59		ug/m3	1	9/19/2017 7:40:00 PM
cis-1,3-Dichloropropene	< 0.68	0.68		ug/m3	1	9/19/2017 7:40:00 PM
Cyclohexane	1.8	0.52		ug/m3	1	9/19/2017 7:40:00 PM
Dibromochloromethane	< 1.3	1.3		ug/m3	1	9/19/2017 7:40:00 PM
Ethyl acetate	8.3	5.4		ug/m3	10	9/20/2017 6:49:00 PM
Ethylbenzene	1.1	0.65		ug/m3	1	9/19/2017 7:40:00 PM
Freon 11	2.4	0.84		ug/m3	1	9/19/2017 7:40:00 PM
Freon 113	6.1	1.1		ug/m3	1	9/19/2017 7:40:00 PM
Freon 114	< 1.0	1.0		ug/m3	1	9/19/2017 7:40:00 PM

Qualifiers:

**	Quantitation Limit	.	Results reported are not blank corrected
B	Analyte detected in the associated Method Blank	E	Estimated Value above quantitation range
H	Holding times for preparation or analysis exceeded	J	Analyte detected below quantitation limit
JN	Non-routine analyte. Quantitation estimated.	ND	Not Detected at the Limit of Detection
S	Spike Recovery outside accepted recovery limits		

Centek Laboratories, LLC

Date: *21-Sep-17*

CLIENT:	LaBella Associates, P.C.	**Client Sample ID:**	SS-08
Lab Order:	C1709046	**Tag Number:**	242,298
Project:	Kodak Hawkeye Facility	**Collection Date:**	9/8/2017
Lab ID:	C1709046-015A	**Matrix:**	AIR

Analyses	Result	**Limit	Qual	Units	DF	Date Analyzed
1UG/M3 BY METHOD TO15		**TO-15**				Analyst: **RJP**
Freon 12	20	7.4		ug/m3	10	9/20/2017 6:49:00 PM
Heptane	7.3	0.61		ug/m3	1	9/19/2017 7:40:00 PM
Hexachloro-1,3-butadiene	< 1.6	1.6		ug/m3	1	9/19/2017 7:40:00 PM
Hexane	7.0	5.3		ug/m3	10	9/20/2017 6:49:00 PM
Isopropyl alcohol	53	3.7		ug/m3	10	9/20/2017 6:49:00 PM
m&p-Xylene	3.0	1.3		ug/m3	1	9/19/2017 7:40:00 PM
Methyl Butyl Ketone	< 1.2	1.2		ug/m3	1	9/19/2017 7:40:00 PM
Methyl Ethyl Ketone	6.2	0.88		ug/m3	1	9/19/2017 7:40:00 PM
Methyl Isobutyl Ketone	1.0	1.2	J	ug/m3	1	9/19/2017 7:40:00 PM
Methyl tert-butyl ether	< 0.54	0.54		ug/m3	1	9/19/2017 7:40:00 PM
Methylene chloride	26	5.2		ug/m3	10	9/20/2017 6:49:00 PM
o-Xylene	1.3	0.65		ug/m3	1	9/19/2017 7:40:00 PM
Propylene	< 0.26	0.26		ug/m3	1	9/19/2017 7:40:00 PM
Styrene	0.89	0.64		ug/m3	1	9/19/2017 7:40:00 PM
Tetrachloroethylene	0.81	1.0	J	ug/m3	1	9/19/2017 7:40:00 PM
Tetrahydrofuran	1.1	0.44		ug/m3	1	9/19/2017 7:40:00 PM
Toluene	23	5.7		ug/m3	10	9/20/2017 6:49:00 PM
trans-1,2-Dichloroethene	< 0.59	0.59		ug/m3	1	9/19/2017 7:40:00 PM
trans-1,3-Dichloropropene	< 0.68	0.68		ug/m3	1	9/19/2017 7:40:00 PM
Trichloroethene	260	32		ug/m3	40	9/20/2017 7:26:00 PM
Vinyl acetate	< 0.53	0.53		ug/m3	1	9/19/2017 7:40:00 PM
Vinyl Bromide	< 0.66	0.66		ug/m3	1	9/19/2017 7:40:00 PM
Vinyl chloride	0.66	0.38		ug/m3	1	9/19/2017 7:40:00 PM

Qualifiers:

**	Quantitation Limit	.	Results reported are not blank corrected
B	Analyte detected in the associated Method Blank	E	Estimated Value above quantitation range
H	Holding times for preparation or analysis exceeded	J	Analyte detected below quantitation limit
JN	Non-routine analyte. Quantitation estimated.	ND	Not Detected at the Limit of Detection
S	Spike Recovery outside accepted recovery limits		

Centek Laboratories, LLC

Date: *21-Sep-17*

CLIENT:	LaBella Associates, P.C.	**Client Sample ID:**	IAQ-08
Lab Order:	C1709046	**Tag Number:**	564,447
Project:	Kodak Hawkeye Facility	**Collection Date:**	9/8/2017
Lab ID:	C1709046-016A	**Matrix:**	AIR

Analyses	Result	**Limit	Qual	Units	DF	Date Analyzed
1UG/M3 W/ 0.25UG/M3 CT-TCE-VC		**TO-15**				Analyst: **RJP**
1,1,1-Trichloroethane	< 0.82	0.82		ug/m3	1	9/15/2017 5:02:00 PM
1,1,2,2-Tetrachloroethane	< 1.0	1.0		ug/m3	1	9/15/2017 5:02:00 PM
1,1,2-Trichloroethane	< 0.82	0.82		ug/m3	1	9/15/2017 5:02:00 PM
1,1-Dichloroethane	< 0.61	0.61		ug/m3	1	9/15/2017 5:02:00 PM
1,1-Dichloroethene	< 0.59	0.59		ug/m3	1	9/15/2017 5:02:00 PM
1,2,4-Trichlorobenzene	< 1.1	1.1		ug/m3	1	9/15/2017 5:02:00 PM
1,2,4-Trimethylbenzene	< 0.74	0.74		ug/m3	1	9/15/2017 5:02:00 PM
1,2-Dibromoethane	< 1.2	1.2		ug/m3	1	9/15/2017 5:02:00 PM
1,2-Dichlorobenzene	< 0.90	0.90		ug/m3	1	9/15/2017 5:02:00 PM
1,2-Dichloroethane	< 0.61	0.61		ug/m3	1	9/15/2017 5:02:00 PM
1,2-Dichloropropane	< 0.69	0.69		ug/m3	1	9/15/2017 5:02:00 PM
1,3,5-Trimethylbenzene	< 0.74	0.74		ug/m3	1	9/15/2017 5:02:00 PM
1,3-butadiene	< 0.33	0.33		ug/m3	1	9/15/2017 5:02:00 PM
1,3-Dichlorobenzene	< 0.90	0.90		ug/m3	1	9/15/2017 5:02:00 PM
1,4-Dichlorobenzene	< 0.90	0.90		ug/m3	1	9/15/2017 5:02:00 PM
1,4-Dioxane	< 1.1	1.1		ug/m3	1	9/15/2017 5:02:00 PM
2,2,4-trimethylpentane	< 0.70	0.70		ug/m3	1	9/15/2017 5:02:00 PM
4-ethyltoluene	< 0.74	0.74		ug/m3	1	9/15/2017 5:02:00 PM
Acetone	21	7.1		ug/m3	10	9/18/2017 3:54:00 PM
Allyl chloride	< 0.47	0.47		ug/m3	1	9/15/2017 5:02:00 PM
Benzene	0.42	0.48	J	ug/m3	1	9/15/2017 5:02:00 PM
Benzyl chloride	< 0.86	0.86		ug/m3	1	9/15/2017 5:02:00 PM
Bromodichloromethane	< 1.0	1.0		ug/m3	1	9/15/2017 5:02:00 PM
Bromoform	< 1.6	1.6		ug/m3	1	9/15/2017 5:02:00 PM
Bromomethane	< 0.58	0.58		ug/m3	1	9/15/2017 5:02:00 PM
Carbon disulfide	< 0.47	0.47		ug/m3	1	9/15/2017 5:02:00 PM
Carbon tetrachloride	0.63	0.25		ug/m3	1	9/15/2017 5:02:00 PM
Chlorobenzene	< 0.69	0.69		ug/m3	1	9/15/2017 5:02:00 PM
Chloroethane	< 0.40	0.40		ug/m3	1	9/15/2017 5:02:00 PM
Chloroform	< 0.73	0.73		ug/m3	1	9/15/2017 5:02:00 PM
Chloromethane	1.2	0.31		ug/m3	1	9/15/2017 5:02:00 PM
cis-1,2-Dichloroethene	< 0.59	0.59		ug/m3	1	9/15/2017 5:02:00 PM
cis-1,3-Dichloropropene	< 0.68	0.68		ug/m3	1	9/15/2017 5:02:00 PM
Cyclohexane	< 0.52	0.52		ug/m3	1	9/15/2017 5:02:00 PM
Dibromochloromethane	< 1.3	1.3		ug/m3	1	9/15/2017 5:02:00 PM
Ethyl acetate	< 0.54	0.54		ug/m3	1	9/15/2017 5:02:00 PM
Ethylbenzene	< 0.65	0.65		ug/m3	1	9/15/2017 5:02:00 PM
Freon 11	2.6	0.84		ug/m3	1	9/15/2017 5:02:00 PM
Freon 113	< 1.1	1.1		ug/m3	1	9/15/2017 5:02:00 PM
Freon 114	< 1.0	1.0		ug/m3	1	9/15/2017 5:02:00 PM

Qualifiers:

**	Quantitation Limit	.	Results reported are not blank corrected
B	Analyte detected in the associated Method Blank	E	Estimated Value above quantitation range
H	Holding times for preparation or analysis exceeded	J	Analyte detected below quantitation limit
JN	Non-routine analyte. Quantitation estimated.	ND	Not Detected at the Limit of Detection
S	Spike Recovery outside accepted recovery limits		

Centek Laboratories, LLC

Date: *21-Sep-17*

CLIENT:	LaBella Associates, P.C.	**Client Sample ID:**	IAQ-08
Lab Order:	C1709046	**Tag Number:**	564,447
Project:	Kodak Hawkeye Facility	**Collection Date:**	9/8/2017
Lab ID:	C1709046-016A	**Matrix:**	AIR

Analyses	Result	**Limit	Qual	Units	DF	Date Analyzed
1UG/M3 W/ 0.25UG/M3 CT-TCE-VC		**TO-15**				Analyst: **RJP**
Freon 12	3.3	0.74		ug/m3	1	9/15/2017 5:02:00 PM
Heptane	< 0.61	0.61		ug/m3	1	9/15/2017 5:02:00 PM
Hexachloro-1,3-butadiene	< 1.6	1.6		ug/m3	1	9/15/2017 5:02:00 PM
Hexane	0.46	0.53	J	ug/m3	1	9/15/2017 5:02:00 PM
Isopropyl alcohol	3.8	0.37		ug/m3	1	9/15/2017 5:02:00 PM
m&p-Xylene	< 1.3	1.3		ug/m3	1	9/15/2017 5:02:00 PM
Methyl Butyl Ketone	< 1.2	1.2		ug/m3	1	9/15/2017 5:02:00 PM
Methyl Ethyl Ketone	0.68	0.88	J	ug/m3	1	9/15/2017 5:02:00 PM
Methyl Isobutyl Ketone	< 1.2	1.2		ug/m3	1	9/15/2017 5:02:00 PM
Methyl tert-butyl ether	< 0.54	0.54		ug/m3	1	9/15/2017 5:02:00 PM
Methylene chloride	2.0	0.52		ug/m3	1	9/15/2017 5:02:00 PM
o-Xylene	< 0.65	0.65		ug/m3	1	9/15/2017 5:02:00 PM
Propylene	< 0.26	0.26		ug/m3	1	9/15/2017 5:02:00 PM
Styrene	< 0.64	0.64		ug/m3	1	9/15/2017 5:02:00 PM
Tetrachloroethylene	< 1.0	1.0		ug/m3	1	9/15/2017 5:02:00 PM
Tetrahydrofuran	< 0.44	0.44		ug/m3	1	9/15/2017 5:02:00 PM
Toluene	1.0	0.57		ug/m3	1	9/15/2017 5:02:00 PM
trans-1,2-Dichloroethene	< 0.59	0.59		ug/m3	1	9/15/2017 5:02:00 PM
trans-1,3-Dichloropropene	< 0.68	0.68		ug/m3	1	9/15/2017 5:02:00 PM
Trichloroethene	1.3	0.21		ug/m3	1	9/15/2017 5:02:00 PM
Vinyl acetate	< 0.53	0.53		ug/m3	1	9/15/2017 5:02:00 PM
Vinyl Bromide	< 0.66	0.66		ug/m3	1	9/15/2017 5:02:00 PM
Vinyl chloride	< 0.10	0.10		ug/m3	1	9/15/2017 5:02:00 PM

Qualifiers:				
	**	Quantitation Limit	.	Results reported are not blank corrected
	B	Analyte detected in the associated Method Blank	E	Estimated Value above quantitation range
	H	Holding times for preparation or analysis exceeded	J	Analyte detected below quantitation limit
	JN	Non-routine analyte. Quantitation estimated.	ND	Not Detected at the Limit of Detection
	S	Spike Recovery outside accepted recovery limits		

Centek Laboratories, LLC

Date: *21-Sep-17*

CLIENT:	LaBella Associates, P.C.	**Client Sample ID:**	SS-09
Lab Order:	C1709046	**Tag Number:**	158,433
Project:	Kodak Hawkeye Facility	**Collection Date:**	9/8/2017
Lab ID:	C1709046-017A	**Matrix:**	AIR

Analyses	Result	**Limit	Qual	Units	DF	Date Analyzed
1UG/M3 BY METHOD TO15		**TO-15**				Analyst: **RJP**
1,1,1-Trichloroethane	< 0.82	0.82		ug/m3	1	9/19/2017 8:22:00 PM
1,1,2,2-Tetrachloroethane	< 1.0	1.0		ug/m3	1	9/19/2017 8:22:00 PM
1,1,2-Trichloroethane	< 0.82	0.82		ug/m3	1	9/19/2017 8:22:00 PM
1,1-Dichloroethane	< 0.61	0.61		ug/m3	1	9/19/2017 8:22:00 PM
1,1-Dichloroethene	< 0.59	0.59		ug/m3	1	9/19/2017 8:22:00 PM
1,2,4-Trichlorobenzene	< 1.1	1.1		ug/m3	1	9/19/2017 8:22:00 PM
1,2,4-Trimethylbenzene	8.5	0.74		ug/m3	1	9/19/2017 8:22:00 PM
1,2-Dibromoethane	< 1.2	1.2		ug/m3	1	9/19/2017 8:22:00 PM
1,2-Dichlorobenzene	< 0.90	0.90		ug/m3	1	9/19/2017 8:22:00 PM
1,2-Dichloroethane	< 0.61	0.61		ug/m3	1	9/19/2017 8:22:00 PM
1,2-Dichloropropane	< 0.69	0.69		ug/m3	1	9/19/2017 8:22:00 PM
1,3,5-Trimethylbenzene	3.4	0.74		ug/m3	1	9/19/2017 8:22:00 PM
1,3-butadiene	< 0.33	0.33		ug/m3	1	9/19/2017 8:22:00 PM
1,3-Dichlorobenzene	< 0.90	0.90		ug/m3	1	9/19/2017 8:22:00 PM
1,4-Dichlorobenzene	< 0.90	0.90		ug/m3	1	9/19/2017 8:22:00 PM
1,4-Dioxane	< 1.1	1.1		ug/m3	1	9/19/2017 8:22:00 PM
2,2,4-trimethylpentane	< 0.70	0.70		ug/m3	1	9/19/2017 8:22:00 PM
4-ethyltoluene	2.2	0.74		ug/m3	1	9/19/2017 8:22:00 PM
Acetone	98	14		ug/m3	20	9/20/2017 8:40:00 PM
Allyl chloride	< 0.47	0.47		ug/m3	1	9/19/2017 8:22:00 PM
Benzene	1.6	0.48		ug/m3	1	9/19/2017 8:22:00 PM
Benzyl chloride	< 0.86	0.86		ug/m3	1	9/19/2017 8:22:00 PM
Bromodichloromethane	< 1.0	1.0		ug/m3	1	9/19/2017 8:22:00 PM
Bromoform	< 1.6	1.6		ug/m3	1	9/19/2017 8:22:00 PM
Bromomethane	< 0.58	0.58		ug/m3	1	9/19/2017 8:22:00 PM
Carbon disulfide	3.9	0.47		ug/m3	1	9/19/2017 8:22:00 PM
Carbon tetrachloride	1.7	0.94		ug/m3	1	9/19/2017 8:22:00 PM
Chlorobenzene	< 0.69	0.69		ug/m3	1	9/19/2017 8:22:00 PM
Chloroethane	< 0.40	0.40		ug/m3	1	9/19/2017 8:22:00 PM
Chloroform	3.6	0.73		ug/m3	1	9/19/2017 8:22:00 PM
Chloromethane	1.7	0.31		ug/m3	1	9/19/2017 8:22:00 PM
cis-1,2-Dichloroethene	< 0.59	0.59		ug/m3	1	9/19/2017 8:22:00 PM
cis-1,3-Dichloropropene	< 0.68	0.68		ug/m3	1	9/19/2017 8:22:00 PM
Cyclohexane	1.9	0.52		ug/m3	1	9/19/2017 8:22:00 PM
Dibromochloromethane	< 1.3	1.3		ug/m3	1	9/19/2017 8:22:00 PM
Ethyl acetate	5.6	0.54		ug/m3	1	9/19/2017 8:22:00 PM
Ethylbenzene	2.0	0.65		ug/m3	1	9/19/2017 8:22:00 PM
Freon 11	21	8.4		ug/m3	10	9/20/2017 8:03:00 PM
Freon 113	5.1	1.1		ug/m3	1	9/19/2017 8:22:00 PM
Freon 114	< 1.0	1.0		ug/m3	1	9/19/2017 8:22:00 PM

Qualifiers:

**	Quantitation Limit	.	Results reported are not blank corrected
B	Analyte detected in the associated Method Blank	E	Estimated Value above quantitation range
H	Holding times for preparation or analysis exceeded	J	Analyte detected below quantitation limit
JN	Non-routine analyte. Quantitation estimated.	ND	Not Detected at the Limit of Detection
S	Spike Recovery outside accepted recovery limits		

Centek Laboratories, LLC

Date: *21-Sep-17*

CLIENT:	LaBella Associates, P.C.	**Client Sample ID:**	SS-09
Lab Order:	C1709046	**Tag Number:**	158,433
Project:	Kodak Hawkeye Facility	**Collection Date:**	9/8/2017
Lab ID:	C1709046-017A	**Matrix:**	AIR

Analyses	Result	**Limit	Qual	Units	DF	Date Analyzed
1UG/M3 BY METHOD TO15		**TO-15**				Analyst: **RJP**
Freon 12	2.6	0.74		ug/m3	1	9/19/2017 8:22:00 PM
Heptane	9.0	6.1		ug/m3	10	9/20/2017 8:03:00 PM
Hexachloro-1,3-butadiene	< 1.6	1.6		ug/m3	1	9/19/2017 8:22:00 PM
Hexane	5.9	0.53		ug/m3	1	9/19/2017 8:22:00 PM
Isopropyl alcohol	29	3.7		ug/m3	10	9/20/2017 8:03:00 PM
m&p-Xylene	3.7	1.3		ug/m3	1	9/19/2017 8:22:00 PM
Methyl Butyl Ketone	< 1.2	1.2		ug/m3	1	9/19/2017 8:22:00 PM
Methyl Ethyl Ketone	8.8	8.8		ug/m3	10	9/20/2017 8:03:00 PM
Methyl Isobutyl Ketone	< 1.2	1.2		ug/m3	1	9/19/2017 8:22:00 PM
Methyl tert-butyl ether	< 0.54	0.54		ug/m3	1	9/19/2017 8:22:00 PM
Methylene chloride	18	5.2		ug/m3	10	9/20/2017 8:03:00 PM
o-Xylene	< 0.65	0.65		ug/m3	1	9/19/2017 8:22:00 PM
Propylene	< 0.26	0.26		ug/m3	1	9/19/2017 8:22:00 PM
Styrene	< 0.64	0.64		ug/m3	1	9/19/2017 8:22:00 PM
Tetrachloroethylene	< 1.0	1.0		ug/m3	1	9/19/2017 8:22:00 PM
Tetrahydrofuran	1.2	0.44		ug/m3	1	9/19/2017 8:22:00 PM
Toluene	15	5.7		ug/m3	10	9/20/2017 8:03:00 PM
trans-1,2-Dichloroethene	< 0.59	0.59		ug/m3	1	9/19/2017 8:22:00 PM
trans-1,3-Dichloropropene	< 0.68	0.68		ug/m3	1	9/19/2017 8:22:00 PM
Trichloroethene	3.0	0.81		ug/m3	1	9/19/2017 8:22:00 PM
Vinyl acetate	< 0.53	0.53		ug/m3	1	9/19/2017 8:22:00 PM
Vinyl Bromide	< 0.66	0.66		ug/m3	1	9/19/2017 8:22:00 PM
Vinyl chloride	< 0.38	0.38		ug/m3	1	9/19/2017 8:22:00 PM

Qualifiers:				
	**	Quantitation Limit	.	Results reported are not blank corrected
	B	Analyte detected in the associated Method Blank	E	Estimated Value above quantitation range
	H	Holding times for preparation or analysis exceeded	J	Analyte detected below quantitation limit
	JN	Non-routine analyte. Quantitation estimated.	ND	Not Detected at the Limit of Detection
	S	Spike Recovery outside accepted recovery limits		

Centek Laboratories, LLC

Date: *21-Sep-17*

CLIENT:	LaBella Associates, P.C.	**Client Sample ID:**	IAQ-09
Lab Order:	C1709046	**Tag Number:**	1190,379
Project:	Kodak Hawkeye Facility	**Collection Date:**	9/8/2017
Lab ID:	C1709046-018A	**Matrix:**	AIR

Analyses	Result	**Limit	Qual	Units	DF	Date Analyzed
1UG/M3 W/ 0.25UG/M3 CT-TCE-VC		**TO-15**				Analyst: **RJP**
1,1,1-Trichloroethane	< 0.82	0.82		ug/m3	1	9/15/2017 5:42:00 PM
1,1,2,2-Tetrachloroethane	< 1.0	1.0		ug/m3	1	9/15/2017 5:42:00 PM
1,1,2-Trichloroethane	< 0.82	0.82		ug/m3	1	9/15/2017 5:42:00 PM
1,1-Dichloroethane	< 0.61	0.61		ug/m3	1	9/15/2017 5:42:00 PM
1,1-Dichloroethene	< 0.59	0.59		ug/m3	1	9/15/2017 5:42:00 PM
1,2,4-Trichlorobenzene	< 1.1	1.1		ug/m3	1	9/15/2017 5:42:00 PM
1,2,4-Trimethylbenzene	0.84	0.74		ug/m3	1	9/15/2017 5:42:00 PM
1,2-Dibromoethane	< 1.2	1.2		ug/m3	1	9/15/2017 5:42:00 PM
1,2-Dichlorobenzene	< 0.90	0.90		ug/m3	1	9/15/2017 5:42:00 PM
1,2-Dichloroethane	< 0.61	0.61		ug/m3	1	9/15/2017 5:42:00 PM
1,2-Dichloropropane	< 0.69	0.69		ug/m3	1	9/15/2017 5:42:00 PM
1,3,5-Trimethylbenzene	< 0.74	0.74		ug/m3	1	9/15/2017 5:42:00 PM
1,3-butadiene	< 0.33	0.33		ug/m3	1	9/15/2017 5:42:00 PM
1,3-Dichlorobenzene	< 0.90	0.90		ug/m3	1	9/15/2017 5:42:00 PM
1,4-Dichlorobenzene	< 0.90	0.90		ug/m3	1	9/15/2017 5:42:00 PM
1,4-Dioxane	< 1.1	1.1		ug/m3	1	9/15/2017 5:42:00 PM
2,2,4-trimethylpentane	< 0.70	0.70		ug/m3	1	9/15/2017 5:42:00 PM
4-ethyltoluene	< 0.74	0.74		ug/m3	1	9/15/2017 5:42:00 PM
Acetone	23	7.1		ug/m3	10	9/18/2017 4:31:00 PM
Allyl chloride	< 0.47	0.47		ug/m3	1	9/15/2017 5:42:00 PM
Benzene	0.42	0.48	J	ug/m3	1	9/15/2017 5:42:00 PM
Benzyl chloride	< 0.86	0.86		ug/m3	1	9/15/2017 5:42:00 PM
Bromodichloromethane	< 1.0	1.0		ug/m3	1	9/15/2017 5:42:00 PM
Bromoform	< 1.6	1.6		ug/m3	1	9/15/2017 5:42:00 PM
Bromomethane	< 0.58	0.58		ug/m3	1	9/15/2017 5:42:00 PM
Carbon disulfide	< 0.47	0.47		ug/m3	1	9/15/2017 5:42:00 PM
Carbon tetrachloride	0.69	0.25		ug/m3	1	9/15/2017 5:42:00 PM
Chlorobenzene	< 0.69	0.69		ug/m3	1	9/15/2017 5:42:00 PM
Chloroethane	< 0.40	0.40		ug/m3	1	9/15/2017 5:42:00 PM
Chloroform	< 0.73	0.73		ug/m3	1	9/15/2017 5:42:00 PM
Chloromethane	2.2	0.31		ug/m3	1	9/15/2017 5:42:00 PM
cis-1,2-Dichloroethene	< 0.59	0.59		ug/m3	1	9/15/2017 5:42:00 PM
cis-1,3-Dichloropropene	< 0.68	0.68		ug/m3	1	9/15/2017 5:42:00 PM
Cyclohexane	< 0.52	0.52		ug/m3	1	9/15/2017 5:42:00 PM
Dibromochloromethane	< 1.3	1.3		ug/m3	1	9/15/2017 5:42:00 PM
Ethyl acetate	0.65	0.54		ug/m3	1	9/15/2017 5:42:00 PM
Ethylbenzene	< 0.65	0.65		ug/m3	1	9/15/2017 5:42:00 PM
Freon 11	37	8.4		ug/m3	10	9/18/2017 4:31:00 PM
Freon 113	< 1.1	1.1		ug/m3	1	9/15/2017 5:42:00 PM
Freon 114	< 1.0	1.0		ug/m3	1	9/15/2017 5:42:00 PM

Qualifiers:

**	Quantitation Limit	.	Results reported are not blank corrected
B	Analyte detected in the associated Method Blank	E	Estimated Value above quantitation range
H	Holding times for preparation or analysis exceeded	J	Analyte detected below quantitation limit
JN	Non-routine analyte. Quantitation estimated.	ND	Not Detected at the Limit of Detection
S	Spike Recovery outside accepted recovery limits		

Centek Laboratories, LLC

Date: *21-Sep-17*

CLIENT:	LaBella Associates, P.C.	**Client Sample ID:**	IAQ-09
Lab Order:	C1709046	**Tag Number:**	1190,379
Project:	Kodak Hawkeye Facility	**Collection Date:**	9/8/2017
Lab ID:	C1709046-018A	**Matrix:**	AIR

Analyses	Result	**Limit	Qual	Units	DF	Date Analyzed
1UG/M3 W/ 0.25UG/M3 CT-TCE-VC		**TO-15**				Analyst: **RJP**
Freon 12	3.1	0.74		ug/m3	1	9/15/2017 5:42:00 PM
Heptane	0.45	0.61	J	ug/m3	1	9/15/2017 5:42:00 PM
Hexachloro-1,3-butadiene	< 1.6	1.6		ug/m3	1	9/15/2017 5:42:00 PM
Hexane	1.1	0.53		ug/m3	1	9/15/2017 5:42:00 PM
Isopropyl alcohol	3.0	0.37		ug/m3	1	9/15/2017 5:42:00 PM
m&p-Xylene	0.61	1.3	J	ug/m3	1	9/15/2017 5:42:00 PM
Methyl Butyl Ketone	< 1.2	1.2		ug/m3	1	9/15/2017 5:42:00 PM
Methyl Ethyl Ketone	1.0	0.88		ug/m3	1	9/15/2017 5:42:00 PM
Methyl Isobutyl Ketone	< 1.2	1.2		ug/m3	1	9/15/2017 5:42:00 PM
Methyl tert-butyl ether	< 0.54	0.54		ug/m3	1	9/15/2017 5:42:00 PM
Methylene chloride	2.5	0.52		ug/m3	1	9/15/2017 5:42:00 PM
o-Xylene	< 0.65	0.65		ug/m3	1	9/15/2017 5:42:00 PM
Propylene	< 0.26	0.26		ug/m3	1	9/15/2017 5:42:00 PM
Styrene	< 0.64	0.64		ug/m3	1	9/15/2017 5:42:00 PM
Tetrachloroethylene	< 1.0	1.0		ug/m3	1	9/15/2017 5:42:00 PM
Tetrahydrofuran	< 0.44	0.44		ug/m3	1	9/15/2017 5:42:00 PM
Toluene	2.7	0.57		ug/m3	1	9/15/2017 5:42:00 PM
trans-1,2-Dichloroethene	< 0.59	0.59		ug/m3	1	9/15/2017 5:42:00 PM
trans-1,3-Dichloropropene	< 0.68	0.68		ug/m3	1	9/15/2017 5:42:00 PM
Trichloroethene	1.5	0.21		ug/m3	1	9/15/2017 5:42:00 PM
Vinyl acetate	< 0.53	0.53		ug/m3	1	9/15/2017 5:42:00 PM
Vinyl Bromide	< 0.66	0.66		ug/m3	1	9/15/2017 5:42:00 PM
Vinyl chloride	< 0.10	0.10		ug/m3	1	9/15/2017 5:42:00 PM

Qualifiers:				
	**	Quantitation Limit	.	Results reported are not blank corrected
	B	Analyte detected in the associated Method Blank	E	Estimated Value above quantitation range
	H	Holding times for preparation or analysis exceeded	J	Analyte detected below quantitation limit
	JN	Non-routine analyte. Quantitation estimated.	ND	Not Detected at the Limit of Detection
	S	Spike Recovery outside accepted recovery limits		

Centek Laboratories, LLC

Date: *21-Sep-17*

CLIENT:	LaBella Associates, P.C.	**Client Sample ID:**	Outdoor Air
Lab Order:	C1709046	**Tag Number:**	558,339
Project:	Kodak Hawkeye Facility	**Collection Date:**	9/8/2017
Lab ID:	C1709046-019A	**Matrix:**	AIR

Analyses	Result	**Limit	Qual	Units	DF	Date Analyzed
1UG/M3 W/ 0.25UG/M3 CT-TCE-VC		**TO-15**				Analyst: **RJP**
1,1,1-Trichloroethane	< 0.82	0.82		ug/m3	1	9/15/2017 11:32:00 AM
1,1,2,2-Tetrachloroethane	< 1.0	1.0		ug/m3	1	9/15/2017 11:32:00 AM
1,1,2-Trichloroethane	< 0.82	0.82		ug/m3	1	9/15/2017 11:32:00 AM
1,1-Dichloroethane	< 0.61	0.61		ug/m3	1	9/15/2017 11:32:00 AM
1,1-Dichloroethene	< 0.59	0.59		ug/m3	1	9/15/2017 11:32:00 AM
1,2,4-Trichlorobenzene	< 1.1	1.1		ug/m3	1	9/15/2017 11:32:00 AM
1,2,4-Trimethylbenzene	< 0.74	0.74		ug/m3	1	9/15/2017 11:32:00 AM
1,2-Dibromoethane	< 1.2	1.2		ug/m3	1	9/15/2017 11:32:00 AM
1,2-Dichlorobenzene	< 0.90	0.90		ug/m3	1	9/15/2017 11:32:00 AM
1,2-Dichloroethane	< 0.61	0.61		ug/m3	1	9/15/2017 11:32:00 AM
1,2-Dichloropropane	< 0.69	0.69		ug/m3	1	9/15/2017 11:32:00 AM
1,3,5-Trimethylbenzene	< 0.74	0.74		ug/m3	1	9/15/2017 11:32:00 AM
1,3-butadiene	< 0.33	0.33		ug/m3	1	9/15/2017 11:32:00 AM
1,3-Dichlorobenzene	< 0.90	0.90		ug/m3	1	9/15/2017 11:32:00 AM
1,4-Dichlorobenzene	< 0.90	0.90		ug/m3	1	9/15/2017 11:32:00 AM
1,4-Dioxane	< 1.1	1.1		ug/m3	1	9/15/2017 11:32:00 AM
2,2,4-trimethylpentane	< 0.70	0.70		ug/m3	1	9/15/2017 11:32:00 AM
4-ethyltoluene	< 0.74	0.74		ug/m3	1	9/15/2017 11:32:00 AM
Acetone	23	7.1		ug/m3	10	9/18/2017 11:34:00 AM
Allyl chloride	< 0.47	0.47		ug/m3	1	9/15/2017 11:32:00 AM
Benzene	0.35	0.48	J	ug/m3	1	9/15/2017 11:32:00 AM
Benzyl chloride	< 0.86	0.86		ug/m3	1	9/15/2017 11:32:00 AM
Bromodichloromethane	< 1.0	1.0		ug/m3	1	9/15/2017 11:32:00 AM
Bromoform	< 1.6	1.6		ug/m3	1	9/15/2017 11:32:00 AM
Bromomethane	< 0.58	0.58		ug/m3	1	9/15/2017 11:32:00 AM
Carbon disulfide	0.37	0.47	J	ug/m3	1	9/15/2017 11:32:00 AM
Carbon tetrachloride	0.69	0.25		ug/m3	1	9/15/2017 11:32:00 AM
Chlorobenzene	< 0.69	0.69		ug/m3	1	9/15/2017 11:32:00 AM
Chloroethane	< 0.40	0.40		ug/m3	1	9/15/2017 11:32:00 AM
Chloroform	< 0.73	0.73		ug/m3	1	9/15/2017 11:32:00 AM
Chloromethane	1.7	0.31		ug/m3	1	9/15/2017 11:32:00 AM
cis-1,2-Dichloroethene	< 0.59	0.59		ug/m3	1	9/15/2017 11:32:00 AM
cis-1,3-Dichloropropene	< 0.68	0.68		ug/m3	1	9/15/2017 11:32:00 AM
Cyclohexane	< 0.52	0.52		ug/m3	1	9/15/2017 11:32:00 AM
Dibromochloromethane	< 1.3	1.3		ug/m3	1	9/15/2017 11:32:00 AM
Ethyl acetate	0.47	0.54	J	ug/m3	1	9/15/2017 11:32:00 AM
Ethylbenzene	< 0.65	0.65		ug/m3	1	9/15/2017 11:32:00 AM
Freon 11	1.5	0.84		ug/m3	1	9/15/2017 11:32:00 AM
Freon 113	< 1.1	1.1		ug/m3	1	9/15/2017 11:32:00 AM
Freon 114	< 1.0	1.0		ug/m3	1	9/15/2017 11:32:00 AM

Qualifiers:

**	Quantitation Limit	.	Results reported are not blank corrected
B	Analyte detected in the associated Method Blank	E	Estimated Value above quantitation range
H	Holding times for preparation or analysis exceeded	J	Analyte detected below quantitation limit
JN	Non-routine analyte. Quantitation estimated.	ND	Not Detected at the Limit of Detection
S	Spike Recovery outside accepted recovery limits		

Centek Laboratories, LLC

Date: *21-Sep-17*

CLIENT:	LaBella Associates, P.C.	**Client Sample ID:**	Outdoor Air
Lab Order:	C1709046	**Tag Number:**	558,339
Project:	Kodak Hawkeye Facility	**Collection Date:**	9/8/2017
Lab ID:	C1709046-019A	**Matrix:**	AIR

Analyses	Result	**Limit	Qual	Units	DF	Date Analyzed
1UG/M3 W/ 0.25UG/M3 CT-TCE-VC		**TO-15**				Analyst: **RJP**
Freon 12	2.7	0.74		ug/m3	1	9/15/2017 11:32:00 AM
Heptane	< 0.61	0.61		ug/m3	1	9/15/2017 11:32:00 AM
Hexachloro-1,3-butadiene	< 1.6	1.6		ug/m3	1	9/15/2017 11:32:00 AM
Hexane	0.39	0.53	J	ug/m3	1	9/15/2017 11:32:00 AM
Isopropyl alcohol	4.5	0.37		ug/m3	1	9/15/2017 11:32:00 AM
m&p-Xylene	< 1.3	1.3		ug/m3	1	9/15/2017 11:32:00 AM
Methyl Butyl Ketone	< 1.2	1.2		ug/m3	1	9/15/2017 11:32:00 AM
Methyl Ethyl Ketone	0.77	0.88	J	ug/m3	1	9/15/2017 11:32:00 AM
Methyl Isobutyl Ketone	< 1.2	1.2		ug/m3	1	9/15/2017 11:32:00 AM
Methyl tert-butyl ether	< 0.54	0.54		ug/m3	1	9/15/2017 11:32:00 AM
Methylene chloride	1.3	0.52		ug/m3	1	9/15/2017 11:32:00 AM
o-Xylene	< 0.65	0.65		ug/m3	1	9/15/2017 11:32:00 AM
Propylene	< 0.26	0.26		ug/m3	1	9/15/2017 11:32:00 AM
Styrene	< 0.64	0.64		ug/m3	1	9/15/2017 11:32:00 AM
Tetrachloroethylene	< 1.0	1.0		ug/m3	1	9/15/2017 11:32:00 AM
Tetrahydrofuran	< 0.44	0.44		ug/m3	1	9/15/2017 11:32:00 AM
Toluene	1.4	0.57		ug/m3	1	9/15/2017 11:32:00 AM
trans-1,2-Dichloroethene	< 0.59	0.59		ug/m3	1	9/15/2017 11:32:00 AM
trans-1,3-Dichloropropene	< 0.68	0.68		ug/m3	1	9/15/2017 11:32:00 AM
Trichloroethene	< 0.21	0.21		ug/m3	1	9/15/2017 11:32:00 AM
Vinyl acetate	< 0.53	0.53		ug/m3	1	9/15/2017 11:32:00 AM
Vinyl Bromide	< 0.66	0.66		ug/m3	1	9/15/2017 11:32:00 AM
Vinyl chloride	< 0.10	0.10		ug/m3	1	9/15/2017 11:32:00 AM

Qualifiers:				
	**	Quantitation Limit	.	Results reported are not blank corrected
	B	Analyte detected in the associated Method Blank	E	Estimated Value above quantitation range
	H	Holding times for preparation or analysis exceeded	J	Analyte detected below quantitation limit
	JN	Non-routine analyte. Quantitation estimated.	ND	Not Detected at the Limit of Detection
	S	Spike Recovery outside accepted recovery limits		

LABELLA Associates, P.C. | Engineering Architecture Environmental Planning

APPENDIX 3

Geophysical Survey Report (2005 Leader Phase II ESA)

338 Harris Hill Road, Suite 201
Williamsville, New York 14221
(716) 565-0624 • Fax (716) 565-0625

GEOMATRIX

March 3, 2004

Pete Von Schondorf
Leader Professional Services, Inc.
640 Kreag Road, Suite 300
Pittsford, NY 14534

Dear Mr. Von Schondorf:

Subject: Geophysical Survey Results – Eastman Kodak Company – Hawkeye Property, Rochester, NY

1.0 INTRODUCTION

This report presents the results of a geophysical investigation performed in two parking lots of the Eastman Kodak Company, Hawkeye Facility on St. Paul Avenue in Rochester, NY. Historical information compiled by others indicates a potential for underground storage tanks (USTs) to exist beneath the site.

A geophysical survey was performed by Geomatrix Consultants, Inc. (Geomatrix) to map the distribution of buried metals in an attempt to locate anomalies indicative of underground metallic objects. The survey was performed on February 29, 2004 utilizing electromagnetic techniques. The survey was performed on a Sunday to minimize the chance that vehicles would be present in the parking lots. The two parking lots surveyed are referred to as follows:

Lots 5 and 6 – treated as one survey area, south of the Hawkeye facility; and

Lot 11 – a small parking lot immediately east of the Hawkeye facility

The geophysical results presented herein are intended to serve as a guide to focus any future intrusive investigations, if warranted. Additional collaborative data are generally necessary to confirm geophysical anomalies.

2.0 METHODOLOGY

A reference grid was installed to facilitate data acquisition along lines spaced five feet apart at both parking lots. The grids were marked with orange and red spray paint with select coordinates labeled to allow for reoccupation of measurement points if necessary.

The site was geophysically surveyed using the Geonics EM61. The EM61 unit is a high sensitivity, high resolution time domain electromagnetic (TDEM) metal detector that can detect both ferrous and nonferrous metallic objects. It has an approximate investigation depth of 10 feet. The processing console is contained in a backpack worn by the operator which is interfaced to a digital data logger. The transmitter and two receiver coils are located on a two-wheeled cart that is pulled by the operator.

EM61 instrument (photo not from this site)

The device's transmitter coil generates a pulsed primary EM field at a rate of 150 pulses per second, inducing eddy currents into the subsurface. The decay rates of these eddy currents are measured by two, 3.28 foot by 1.64 foot (1 meter by ½ meter) rectangular receiver coils. By taking the measurements at a relatively long time frame after termination of the primary pulse, the response is practically independent of the survey area's terrain conductivity. Specifically, the decay rates of the eddy currents are much longer for metals than for normal soils allowing the discrimination of the two.

Data are collected from the EM61's two receiver coils. One of the receiver coils is located coincident to the transmitter coil. The other receiver coil is located 1.31 feet (0.4 meters) above the transmitter coil. Data from the top receiver coil are stored on Channel 1 of a digital data logger. Data from the bottom receiver coil are stored on Channel 2 of the data logger. Channel 1 and Channel 2 data are simultaneously recorded at each station location. The instrument responses are recorded in units of milliVolts (mV). Data were recorded digitally by a data logger at a rate of approximately 2 measurements per foot along the survey lines which were spaced 5 feet apart.

3.0 RESULTS

The EM61 data for this Site are presented in Figures 1 and 2. The color bar to the right of the map indicates the colors associated with the respective measured values. Areas suspected to

be free of buried metals are shown as color shades of blue. All areas exhibiting a response greater than background (0 to 20 mVolts) likely contain buried metals. These areas are depicted in shades of dark blue through yellow on the figure.

Several linear anomalies are observed in Figure 1 and may represent buried utilities associated with prior site use. Anomalies **A** and **C** are anomalous zones in Parking Lots 5 and 6 that may represent UST(s) or other buried metal. Linear anomalies are observed associated with these anomalous zones that may be related to buried pipes. The geophysical data should be compared with historical maps to identify those anomalies most likely related to features of significance. Anomaly **B** is a zone of buried metal anomalies in the northern portion of Parking Lots 5 and 6. The spacing of the peaks of this anomaly (~10 ft) suggests that this anomaly may be related to remnants of fence posts. Anomaly **D** is a buried metal anomaly located in Parking Lot 11 (Figure 2). There are several linear features associated with Anomaly D which may be related to buried piping. Anomaly D may represent a UST or other buried metals.

Any of the additional above background responses observed on Figures 1 and 2 may be related to USTs, however they are more likely associated with minor amounts of buried metals.

4.0 LIMITATIONS

The geophysical methods used during this survey are established, indirect techniques for non-invasive subsurface reconnaissance exploration. As these instruments utilize indirect methods, they are subject to inherent limitations and ambiguities. All geophysical methods utilize interpretative techniques which can be significantly impacted by varying site conditions. Anomalies can only be identified if they show recognizable patterns against data representative of background or natural conditions. Therefore, where possible, confirmation of any geophysical anomalies identified or interpreted should be sought through the use of historical aerial photography, test pit and/or borehole information.

We trust the information contained in this report is sufficient for your present needs. Please do not hesitate to contact us if you have any questions or require additional information.

Sincerely yours,
GEOMATRIX CONSULTANTS, INC.

John Luttinger
Senior Geophysicist

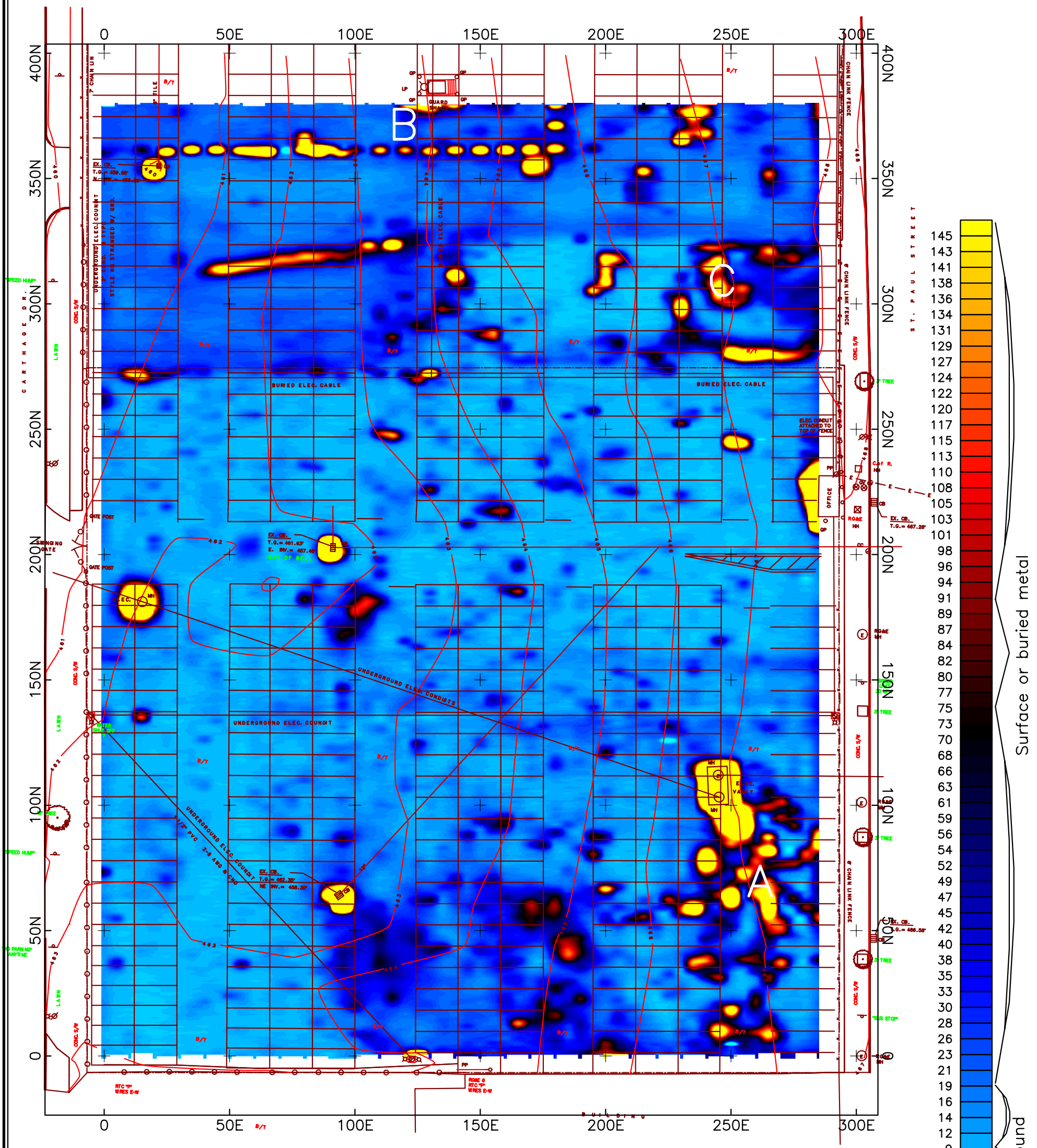

A Geophysical anomaly discussed in report

Scale 1:480

25 0 25 50

(feet)

Grid North

Figure 1

Geophysical Survey Results
Color Contours of EM61 Data
(mVolts)

Eastman Kodak Company – Hawkeye Property
Parking Lots 5 and 6
Rochester, NY
Leader Professional Services, Inc.

Geomatrix (716) 565 0624

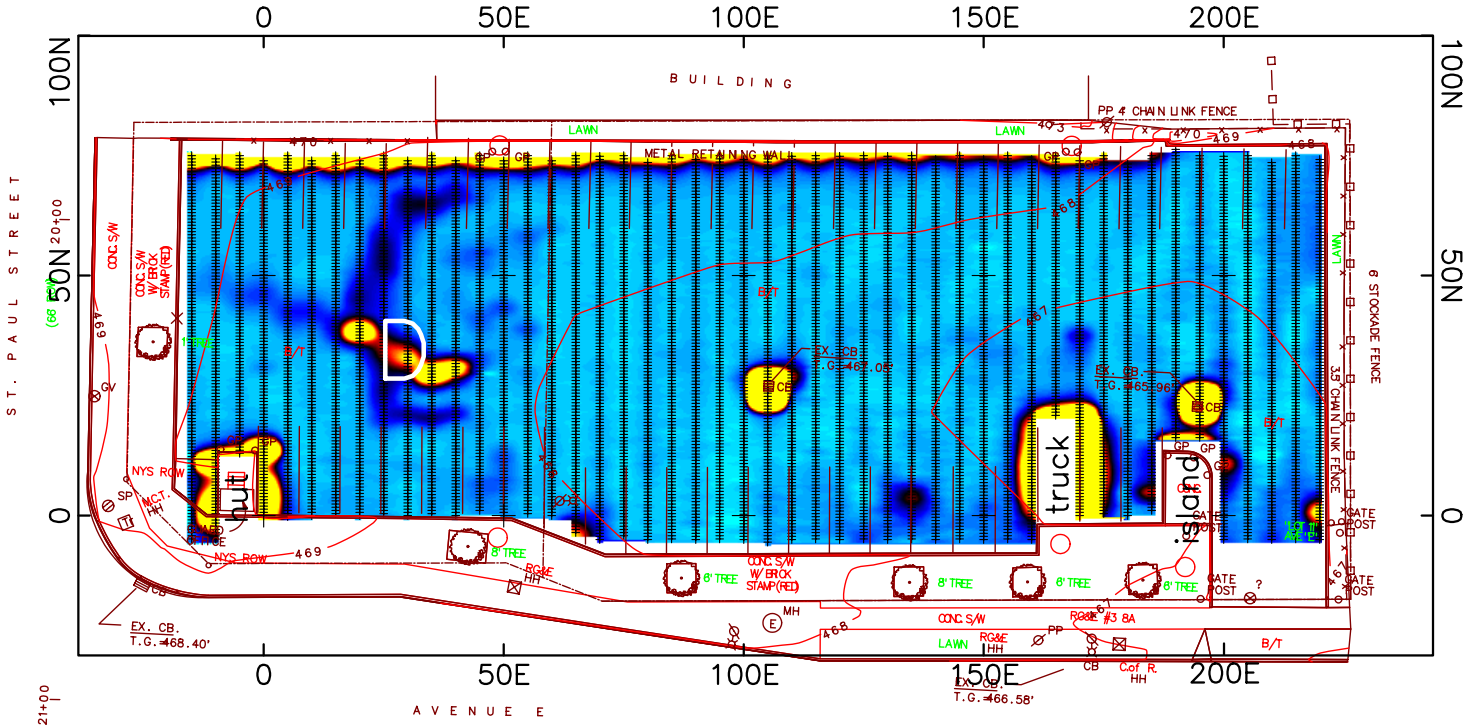

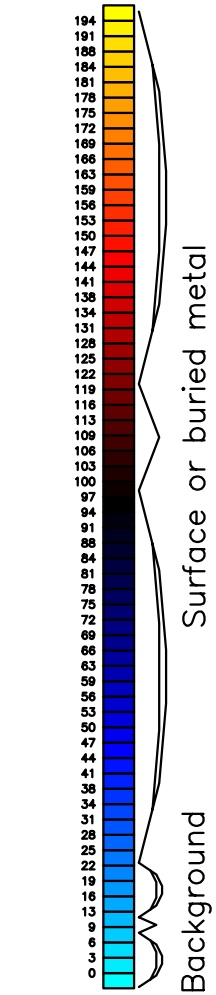

A Geophysical anomaly discussed in report

GRID NORTH

Scale 1:480

25 0 25 50
(feet)

Figure 2

Geophysical Survey Results
Color Contours of EM61 Data
(mVolts)

Eastman Kodak Company – Hawkeye Property
Parking Lot 11
Rochester, NY
Leader Professional Services, Inc.

Geomatrix (716) 565 0624

LABELLA Associates, P.C. | Engineering Architecture Environmental Planning

APPENDIX 4

NYSDOH Indoor Air Quality Questionnaire and Building Inventory

NEW YORK STATE DEPARTMENT OF HEALTH
INDOOR AIR QUALITY QUESTIONNAIRE AND BUILDING INVENTORY
CENTER FOR ENVIRONMENTAL HEALTH

This form must be completed for each residence involved in indoor air testing.

Preparer's Name Allan Engelbert Date/Time Prepared 9/8/17 - 1600

Preparer's Affiliation LaBella Associates Phone No. 585-295-6268

Purpose of Investigation Phase II Environmental Site Assessment

1. OCCUPANT: Vacant

Interviewed: Y / N

Last Name: N/A First Name: N/A

Address: N/A

County: N/A

Home Phone: N/A Office Phone: N/A

Number of Occupants/persons at this location N/A Age of Occupants N/A

2. OWNER OR LANDLORD: (Check if same as occupant ___)

Interviewed: Y / N

Last Name: Gallagher First Name: Bryan

Address: 1999 Lake Avenue

County: Monroe

Home Phone: _____ Office Phone: (585) 588-7483

3. BUILDING CHARACTERISTICS

Type of Building: (Circle appropriate response) Vacant

Residential	School	Commercial/Multi-use
Industrial	Church	Other: _____

If the property is residential, type? (Circle appropriate response) Vacant

Ranch	2-Family	3-Family
Raised Ranch	Split Level	Colonial
Cape Cod	Contemporary	Mobile Home
Duplex	Apartment House	Townhouses/Condos
Modular	Log Home	Other:_____

If multiple units, how many? N/A

If the property is commercial, type?

Business Type(s) Vacant

Does it include residences (i.e., multi-use)? Y / N If yes, how many? _____

Other characteristics:

Number of floors N/A Building age N/A

Is the building insulated? Y / N How air tight? Tight / Average / Not Tight

4. AIRFLOW

Use air current tubes or tracer smoke to evaluate airflow patterns and qualitatively describe:

Airflow between floors

N/A

Airflow near source

N/A

Outdoor air infiltration

N/A

Infiltration into air ducts

N/A

5. BASEMENT AND CONSTRUCTION CHARACTERISTICS (Circle all that apply)

a. Above grade construction:	wood frame	concrete	stone	brick
b. Basement type:	full	crawlspace	slab	other Building 4 has basement
c. Basement floor:	concrete	dirt	stone	other _____
d. Basement floor:	uncovered	covered	covered with _____	
e. Concrete floor:	unsealed	sealed	sealed with _____	
f. Foundation walls:	poured	block	stone	other _____
g. Foundation walls:	unsealed	sealed	sealed with _____	
h. The basement is:	wet	damp	dry	moldy
i. The basement is:	finished	unfinished	partially finished	
j. Sump present?	Y / N			
k. Water in sump?	Y / N / not applicable			

Basement/Lowest level depth below grade: 0.0 (feet)

Identify potential soil vapor entry points and approximate size (e.g., cracks, utility ports, drains)

_____

_____

6. HEATING, VENTING and AIR CONDITIONING (Circle all that apply)

Type of heating system(s) used in this building: (circle all that apply – note primary) Heating unit not on.

Hot air circulation	Heat pump	Hot water baseboard	
Space Heaters	Stream radiation	Radiant floor	
Electric baseboard	Wood stove	Outdoor wood boiler	Other N/A

The primary type of fuel used is: Heating unit not on.

Natural Gas		Fuel Oil	Kerosene
Electric	N/A	Propane	Solar
Wood		Coal	

Domestic hot water tank fueled by: N/A

Boiler/furnace located in: Basement Outdoors Main Floor Other Building 4

Air conditioning: Central Air Window units Open Windows None N/A

Air conditioning not on.

Are there air distribution ducts present? Y / N

Describe the supply and cold air return ductwork, and its condition where visible, including whether there is a cold air return and the tightness of duct joints. Indicate the locations on the floor plan diagram.

N/A

7. OCCUPANCY

Is basement/lowest level occupied? Full-time Occasionally Seldom Almost Never

Level	**General Use of Each Floor (e.g., familyroom, bedroom, laundry, workshop, storage)**
Basement	N/A (Building 4, only)
1st Floor	Vacant
2nd Floor	Vacant
3rd Floor	vacant
4th Floor	Vacant

8. FACTORS THAT MAY INFLUENCE INDOOR AIR QUALITY

a. Is there an attached garage? Y / N N/A

b. Does the garage have a separate heating unit? Y / N / NA N/A

c. Are petroleum-powered machines or vehicles stored in the garage (e.g., lawnmower, atv, car) Y / N / NA Please specify N/A

d. Has the building ever had a fire? Y / N When? N/A

e. Is a kerosene or unvented gas space heater present? Y / N Where? N/A

f. Is there a workshop or hobby/craft area? Y / N Where & Type? N/A

g. Is there smoking in the building? Y / N How frequently? N/A

h. Have cleaning products been used recently? Y / N When & Type? N/A

i. Have cosmetic products been used recently? Y / N When & Type? N/A

j. Has painting/staining been done in the last 6 months? Y / N Where & When? N/A

k. Is there new carpet, drapes or other textiles? Y / N Where & When? N/A

l. Have air fresheners been used recently? Y / N When & Type? N/A

m. Is there a kitchen exhaust fan? Y / N If yes, where vented? N/A

n. Is there a bathroom exhaust fan? Y / N If yes, where vented? N/A

o. Is there a clothes dryer? Y / N If yes, is it vented outside? Y / N N/A

p. Has there been a pesticide application? Y / N When & Type? N/A

Are there odors in the building? Y / N
If yes, please describe: Some oil odors in air of Building 4 basement, only.

Do any of the building occupants use solvents at work? Y / N N/A
(e.g., chemical manufacturing or laboratory, auto mechanic or auto body shop, painting, fuel oil delivery, boiler mechanic, pesticide application, cosmetologist

If yes, what types of solvents are used? N/A

If yes, are their clothes washed at work? Y / N N/A

Do any of the building occupants regularly use or work at a dry-cleaning service? (Circle appropriate response)

Yes, use dry-cleaning regularly (weekly) No
Yes, use dry-cleaning infrequently (monthly or less) Unknown N/A
Yes, work at a dry-cleaning service

Is there a radon mitigation system for the building/structure? Y / N Date of Installation: N/A
Is the system active or passive? Active/Passive

9. WATER AND SEWAGE

Water Supply:	Public Water	Drilled Well	Driven Well	Dug Well	Other: N/A
Sewage Disposal:	Public Sewer	Septic Tank	Leach Field	Dry Well	Other: N/A

10. RELOCATION INFORMATION (for oil spill residential emergency)

a. Provide reasons why relocation is recommended: N/A

b. Residents choose to: remain in home relocate to friends/family relocate to hotel/motel N/A

c. Responsibility for costs associated with reimbursement explained? Y / N N/A

d. Relocation package provided and explained to residents? Y / N N/A

11. FLOOR PLANS

Draw a plan view sketch of the basement and first floor of the building. Indicate air sampling locations, possible indoor air pollution sources and PID meter readings. If the building does not have a basement, please note.

Basement: N/A. Building 4 only

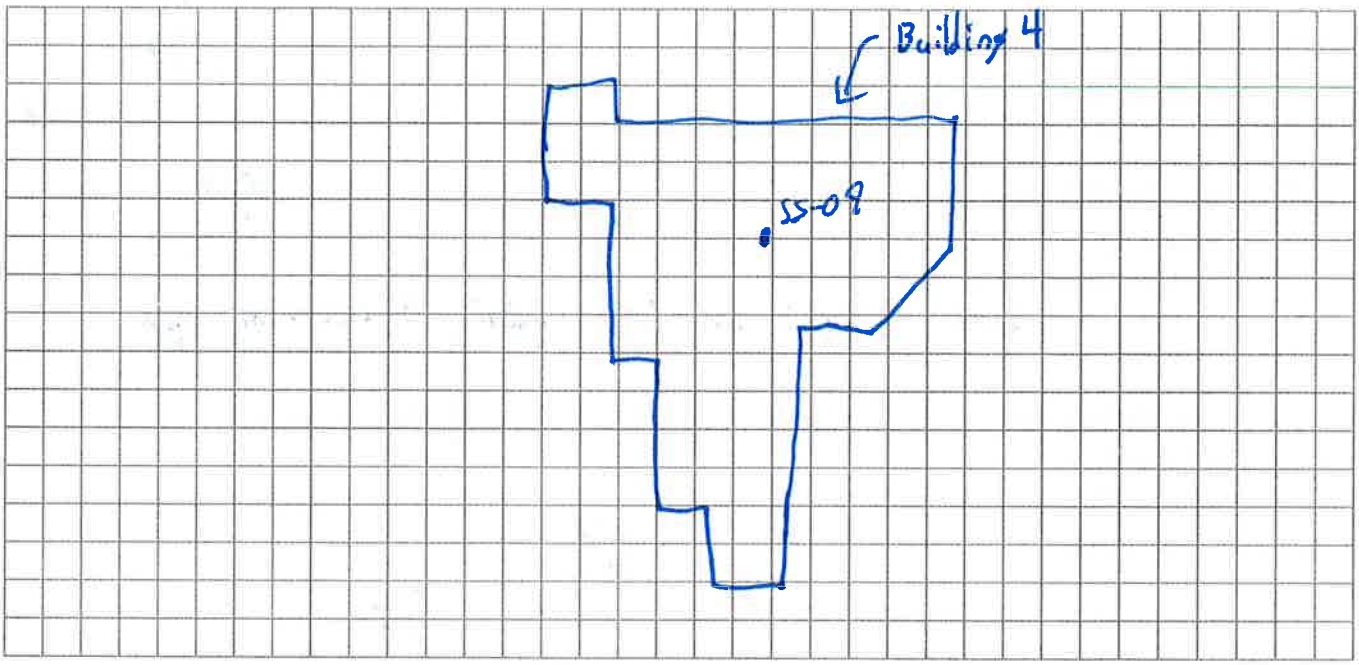

First Floor: N/A

12. OUTDOOR PLOT

Draw a sketch of the area surrounding the building being sampled. If applicable, provide information on spill locations, potential air contamination sources (industries, gas stations, repair shops, landfills, etc.), outdoor air sampling location(s) and PID meter readings.

Also indicate compass direction, wind direction and speed during sampling, the locations of the well and septic system, if applicable, and a qualifying statement to help locate the site on a topographic map.

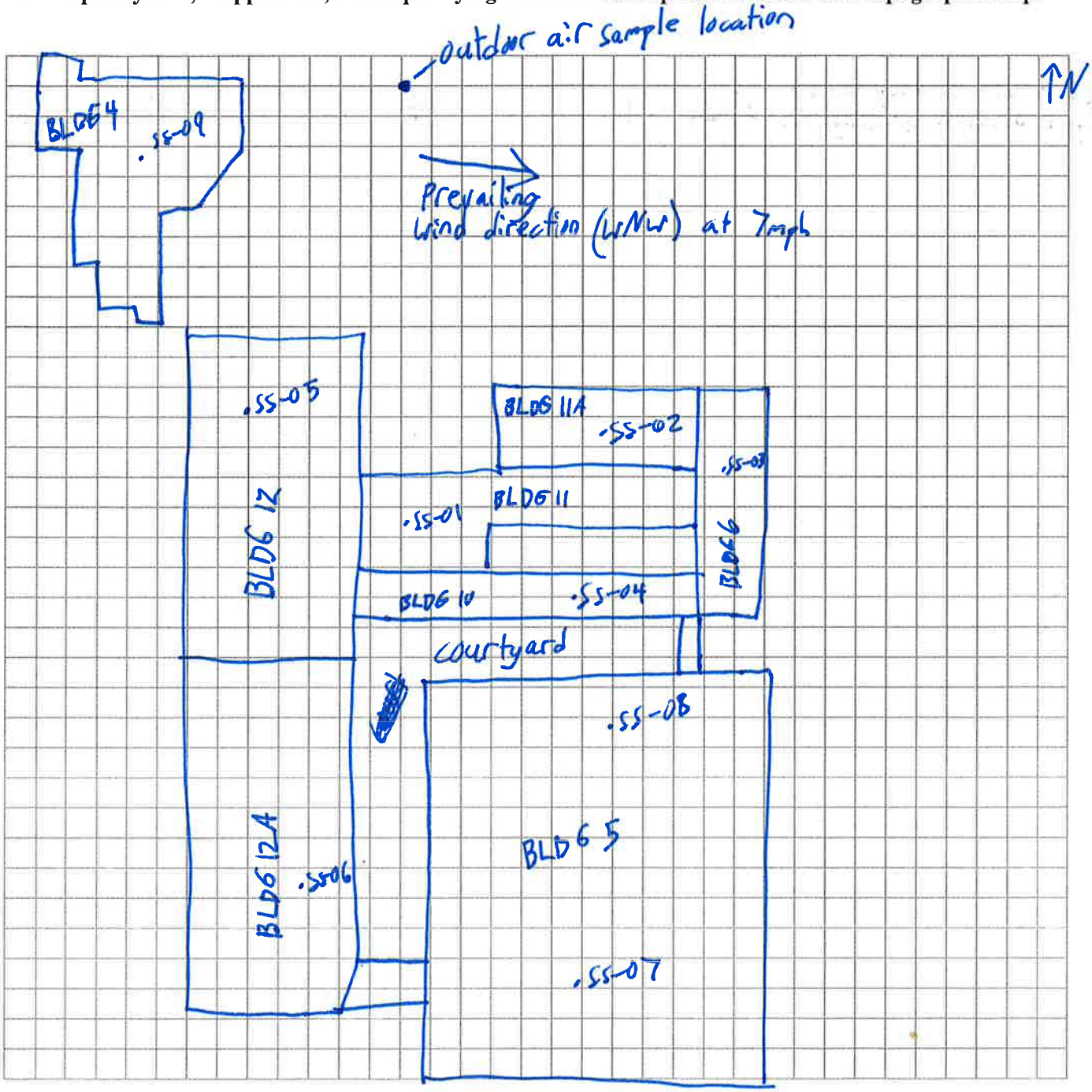

13. PRODUCT INVENTORY FORM

Make & Model of field instrument used: N/A

List specific products found in the residence that have the potential to affect indoor air quality.

Location	Product Description	Size (units)	Condition*	Chemical Ingredients	Field Instrument Reading (units)	Photo ** Y / N
Basement, Building 4	DTE Oil Heavy Medium Bearing & Circulating Oil	5 gallon	U	N/A	N/A	Y

* Describe the condition of the product containers as **Unopened (UO), Used (U),** or **Deteriorated (D)**
** Photographs of the **front and back** of product containers can replace the handwritten list of chemical ingredients. However, the photographs must be of good quality and ingredient labels must be legible.

DTE OIL HEAVY MEDIUM
BEARING & CIRCULATING OIL
ISO VG 68
All trademarks used herein are trademarks or registered trademarks of Exxon Mobil Corporation or one of its subsidiaries unless indicated otherwise.
Made in the USA from domestic and/or imported components.
1048160000
WARNING!
PRODUCT CODE
04816
BATCH NUMBER
NET WEIGHT / VOLUME
5 GAL/18.9 L

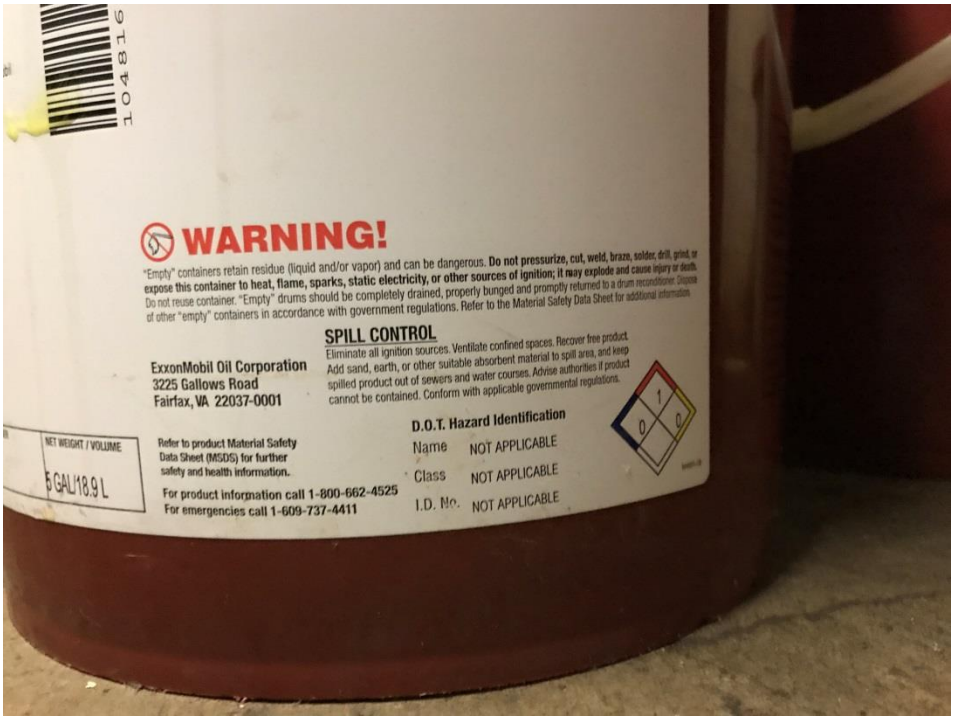
1048160
WARNING!
"Empty" containers retain residue (liquid and/or vapor) and can be dangerous. Do not pressurize, cut, weld, braze, solder, drill, grind, or expose this container to heat, flame, sparks, static electricity, or other sources of ignition; it may explode and cause injury or death. Do not reuse container. "Empty" drums should be completely drained, properly bunged and promptly returned to a drum reconditioner. Dispose of other "empty" containers in accordance with government regulations. Refer to the Material Safety Data Sheet for additional information.
SPILL CONTROL
Eliminate all ignition sources. Ventilate confined spaces. Recover free product. Add sand, earth, or other suitable absorbent material to spill area, and keep spilled product out of sewers and water courses. Advise authorities if product cannot be contained. Conform with applicable governmental regulations.
ExxonMobil Oil Corporation
3225 Gallows Road
Fairfax, VA 22037-0001
D.O.T. Hazard Identification
Name NOT APPLICABLE
Class NOT APPLICABLE
I.D. No. NOT APPLICABLE
1
0
0
NET WEIGHT / VOLUME
5 GAL/18.9 L
Refer to product Material Safety Data Sheet (MSDS) for further safety and health information.
For product information call 1-800-662-4525
For emergencies call 1-609-737-4411

LABELLA Associates, P.C. | Engineering Architecture Environmental Planning

APPENDIX 5

Data Summary Tables (2005 Leader Phase II ESA)

TABLE 1

DETECTED SOIL ANALYTICAL RESULTS
VOLATILE ORGANIC COMPOUNDS, SEMI-VOLATILE ORGANIC COMPOUNDS AND INORGANIC COMPOUNDS
HAWKEYE FACILITY, ROCHESTER, NEW YORK

Sample Location:	*Recommended*	*B01HEB4NE04212004*	*B01HEB5NE04152004*	*B01HEB5SW04192004*	*B01HEB5SW04202004*	*B01HEB12N04192004*	*B01HEB12SW04202004*	*B01HEB12W04212004*	*B01HEB12ASW04202004*		*B01HEPL204182004*	*B02HEPL204182004*
Sample Date:	*Soil Cleanup*	*4/21/2004*	*4/15/2004*	*4/19/2004*	*4/20/2004*	*4/19/2004*	*4/20/2004*	*4/21/2004*	*4/20/2004*		*4/18/2004*	*4/18/2004*
Sample ID:	*Objectives*	*L22483-3*	*L22455-1*	*L22477-4*	*L22480-2*	*L22477-3*	*L22480-5*	*L22483-2*	*L22480-3*	*L22480-4*	*L22468-1*	*L22468-2*
Sample Depth:	*TAGM 4046*	*11-12.3 ft*	*20-25 ft*	*6-7.5 ft*	*6-8 ft*	*6-7.9 ft*	*8-10 ft*	*5-7 ft*	*4-6 ft*	*8-9.2 ft*	*8-8.5 ft*	*4-6 ft*
Sample Matrix Code:	*(Jan. 24, 1994)*	*SO*	*SO*	*SO*	*SO*	*SO*	*SO*	*SO*	*SO*	*SO*	*SO*	*SO*
Class Code:		*Boring*	*Boring*	*Boring*	*Boring*	*Boring*	*Boring*	*Boring*	*Boring*	*Boring*	*Boring*	*Boring*
Volatiles												
ACETONE	0.2	--	NA	0.013	0.0087 J	0.012	0.01 J	0.0084 J	NA	--	--	0.0098 J
BUTANONE, 2- (MEK)	0.3	--	NA	--	--	--	--	--	NA	--	--	--
ETHYLBENZENE	5.5	--	NA	--	--	0.0021 SJ	--	--	NA	0.0022 IJ	--	--
METHYLENE CHLORIDE	0.1	0.014 DJ	NA	0.011	0.036	0.024	0.017	0.012	NA	0.016	--	--
TETRACHLOROETHYLENE	1.4	--	NA	--	--	0.0023 SJ	--	--	NA	--	--	--
TOLUENE	1.5	0.024 DJ	NA	0.0056	0.024	0.025	0.015	0.0094	NA	0.0043 IJ	0.0041 J	0.0036 J
TRICHLOROETHYLENE	0.7	--	NA	--	--	0.0034 J	--	--	NA	0.093 I	0.063	--
XYLENE (TOTAL)	1.2	--	NA	--	--	0.0018 SJ	--	--	NA	0.0025 IJ	--	--
Semi-Volatiles												
ACENAPHTHENE	50	1 DJ	NA	--	--	--	--	--	NA	--	--	--
ANTHRACENE	50	1.1 DJ	NA	--	--	--	--	--	NA	--	--	--
BENZO(A)ANTHRACENE	0.224 or MDL	3.2 DJ	NA	--	--	--	--	0.083 J	NA	--	--	--
BENZO(A)PYRENE	0.061 or MDL	2.6 DJ	NA	--	--	--	--	--	NA	--	--	--
BENZO(B)FLUORANTHENE	1.1	3.1 DJ	NA	--	--	--		--	NA	--	--	--
BENZO(G,H,I)PERYLENE	50	1.4 DJ	NA	--	--	--	--	--	NA	--	--	--
BENZO(K)FLUORANTHENE	1.1	1.2 DJ	NA	--	--	--	--	--	NA	--	--	--
BIS(2-ETHYLHEXYL)PHTHALATE	50	0.48 DJ	NA	0.45 J	0.16 J	1.4	0.29 J	0.14 J	NA	1	0.095 J	--
CHRYSENE	0.4	3.7 DJ	NA	--	--	--	--	0.085 J	NA	--	--	--
DI-N-BUTYLPHTHALATE	8.1	--	NA	--	--	0.098 J	--	--	NA	--	--	--
FLUORANTHENE	50	5.1 DJ	NA	--	--	--	--	0.18 J	NA	--	--	--
FLUORENE	50	0.88 DJ	NA	--	--	--	--	--	NA	--	--	--
INDENO(1,2,3-CD)PYRENE	3.2	1.5 DJ	NA	--	--	--	--	--	NA	--	--	--
METHYLNAPHTHALENE, 2-	36.4	6.7 D	NA	--	--	--	--	--	NA	--	--	--
NAPHTHALENE	13.0	1.7 DJ	NA	--	--	--	--	--	NA	--	--	--
NITROSODIPHENYLAMINE, N-	NV	1.2 DJ	NA	--	--	--	--	--	NA	--	--	--
PHENANTHRENE	50	4.3 DJ	NA	--	--	--	--	0.11 J	NA	--	--	--
PYRENE	50	6.2 DJ	NA	--	--	--	--	0.17 J	NA	--	--	--
Metals												
ALUMINUM	SB	4980	NA	5540	3910	2890	3080	3730	NA	3030	6420	5720
ANTIMONY	SB	--	NA	--	--	1.8 NJ	--	1.84 NJ	NA	1.64 NJ	--	--
ARSENIC	7.5 or SB	3.71	NA	3.85	8.17	15.1	2.93	5.37	NA	5.77	4.76	4.65
BARIUM	300 or SB	29.4	NA	39.3	21.6 J	48.8	15.8 J	29.8	NA	14.1 J	88.5	28.8
BERYLLIUM	0.16 (HEAST) or SB	0.242 J	NA	0.261 J	0.325 J	0.374 J	0.155 J	0.231 J	NA	0.26 J	0.333 J	0.269 J
CADMIUM	1 or SB	--	NA	0.666 N*	--	--	--	--	NA	--	--	--
CALCIUM	SB	136000 D	NA	77000 D	154000 D	181000 D	9650	117000 D	NA	224000 D	180000 D	22000
CHROMIUM	10 or SB	7.91	NA	9.37	5.64	5.25	5.04	8.05	NA	4.86	9.42	15.5
COBALT	30 or SB	3.8 J	NA	3.43 J	4.77 J	9.76	3.66 J	4.5 J	NA	4.31 J	4.08 J	6.74
COPPER	25 or SB	14.5	NA	24.5	6.39	24.1	6.34	11.4	NA	8.83	14.1	38.3
IRON	2000 or SB	10100	NA	10800	11900	19900	8960	11300	NA	8910	10800	12300
LEAD	SB****	13.8 *	NA	29.8 *	15.4 *	41.3 *	5.25 *	16.1 *	NA	12.3 *	34.5 *	6.84 *
MAGNESIUM	SB	29500	NA	20700	19400	7060	6160	29000	NA	13700	21400	7700
MANGANESE	SB	363	NA	261	298	901	204	316	NA	343	367	570
MERCURY	0.1	0.046	NA	--	--	--	--	--	NA	--	--	--
NICKEL	13 or SB	11.5	NA	9.96	12.7	21.4	9.56	12.2	NA	12.3	11.9	134
POTASSIUM	SB	1840	NA	1220	3110	1780	506 J	1800	NA	2900	2370	1060
SELENIUM	2 or SB	0.23 J	NA	0.22 J	0.32 J	0.28 J	0.19 J	0.23 J	NA	0.21 J	0.25 J	0.28 J
SILVER	SB	5.64	NA	2.75	1.37	0.336 J	3.43	0.347 J	NA	0.854 J	12	0.625 J
SODIUM	SB	364 J	NA	345 J	644	1860	456 J	405 J	NA	581	905	439 J
VANADIUM	150 or SB	12.1	NA	16.1	7.09	12.7	8.02	9.27	NA	6.19	13.1	13.9
ZINC	20 or SB	44.9	NA	68.2	8.36	11.1	31.3	29.5	NA	37.7	73.8	124
Radiology												
THORIUM-228 (pCi/g)	NV	NA	0.37	0.33	NA	NA	0.29	NA	0.49	NA	NA	NA
THORIUM-230 (pCi/g)	NV	NA	0.42	0.22	NA	NA	0.29	NA	0.2	NA	NA	NA
THORIUM-232 (pCi/g)	NV	NA	0.45	0.3	NA	NA	0.26	NA	0.42	NA	NA	NA
General Chemistry												
pH (s.u.)	NV	NA	NA	NA	NA	8.7 H	NA	9.6 H	NA	NA	NA	NA
CYANIDE (TOTAL)	***	NA	NA	NA	NA	0.598	NA	0.382	NA	NA	NA	NA
NITRATE	NV	NA	NA	NA	NA	4.7 J	NA	7.7 J	NA	NA	NA	NA
SULFATE	NV	NA	NA	NA	NA	84	NA	83	NA	NA	NA	NA

Notes:
All results are reproted in milligrams per kilogram (mg/kg) unless otherwise noted.
Analytical qualifiers and other notes are presented on final page.
Highlighted cells indicate the concentration shown is above the cleanup guidance value.

TABLE 1

DETECTED SOIL ANALYTICAL RESULTS
VOLATILE ORGANIC COMPOUNDS, SEMI-VOLATILE ORGANIC COMPOUNDS AND INORGANIC COMPOUNDS
HAWKEYE FACILITY, ROCHESTER, NEW YORK

Sample Location:	*Recommended*	*B03HEPL204182004*	*B01HEPL504172004*	*B02HEPL504172004*	*B01HEPL604172004*	*B02HEPL604172004*	*B01HEPL1104182004*		*B01HEPL1104192004*
Sample Date:	*Soil Cleanup*	*4/18/2004*	*4/17/2004*	*4/17/2004*	*4/17/2004*	*4/17/2004*	*4/18/2004*		*4/19/2004*
Sample ID:	*Objectives*	*L22468-3*	*L22467-4*	*L22467-5*	*L22467-2*	*L22467-3*	*L22468-4*	*L22468-5*	*L22477-2*
Sample Depth:	*TAGM 4046*	*6-8 ft*	*10-12 ft*	*6-8 ft*	*4-6 ft*	*8-10 ft*	*4-6 ft*	*8-10 ft*	*6-8 ft*
Sample Matrix Code:	*(Jan. 24, 1994)*	*SO*	*SO*	*SO*	*SO*	*SO*	*SO*	*SO*	*SO*
Class Code:		*Boring*	*Boring*	*Boring*	*Boring*	*Boring*	*Boring*	*Boring*	*Boring*
Volatiles									
ACETONE	0.2	--	0.0098 J	--	0.033	--	0.065 D	0.015	--
BUTANONE, 2- (MEK)	0.3	--	--	--	0.011 J	--	--	0.0062 J	--
ETHYLBENZENE	5.5	--	--	--	0.036	--	0.046 D	0.0023 J	29 DJ
METHYLENE CHLORIDE	0.1	--	--	--	0.0016 J	--	0.017 DJ	0.0072	--
TETRACHLOROETHYLENE	1.4	0.015	--	--	--	--	--	--	--
TOLUENE	1.5	0.0041 J	0.004 J	0.0016 J	0.0069	--	0.011 DJ	0.0026 J	--
TRICHLOROETHYLENE	0.7	0.021	--	--	--	--	--	--	--
XYLENE (TOTAL)	1.2	--	--	--	0.35 DH	--	0.079 D	0.0073	27 DJ
Semi-Volatiles									
ACENAPHTHENE	50	--	--	--	--	--	--	--	0.095 J
ANTHRACENE	50	--	--	--	--	--	--	--	--
BENZO(A)ANTHRACENE	0.224 or MDL	--	--	--	0.1 J	--	--	--	--
BENZO(A)PYRENE	0.061 or MDL	--	--	--	0.13 J	--	--	--	--
BENZO(B)FLUORANTHENE	1.1	--	--	--	--	--	--	--	--
BENZO(G,H,I)PERYLENE	50	--	--	--	0.12 J	--	--	--	--
BENZO(K)FLUORANTHENE	1.1	--	--	--	--	--	--	--	--
BIS(2-ETHYLHEXYL)PHTHALATE	50	1.3	--	--	--	--	0.1 J	0.099 J	20 D
CHRYSENE	0.4	--	--	--	0.12 J	--	--	--	--
DI-N-BUTYLPHTHALATE	8.1	0.12 J	--	--	--	0.096 J	--	--	0.12 J
FLUORANTHENE	50	--	--	--	0.2 J	--	--	--	--
FLUORENE	50	--	--	--	0.17 J	--	--	--	0.16 J
INDENO(1,2,3-CD)PYRENE	3.2	--	--	--	0.11 J	--	--	--	--
METHYLNAPHTHALENE, 2-	36.4	--	--	--	--	--	--	--	19 D
NAPHTHALENE	13.0	--	--	--	--	--	--	--	10
NITROSODIPHENYLAMINE, N-	NV	--	--	--	--	--	--	--	--
PHENANTHRENE	50	--	--	--	0.23 J	--	0.089 J	--	0.29 J
PYRENE	50	--	--	--	0.23 J	--	--	--	0.096 J
Metals									
ALUMINUM	SB	4500	3540	3340	5710	5980	3570	NA	3460
ANTIMONY	SB	2.04 NJ	--	--	--	--	--	NA	--
ARSENIC	7.5 or SB	8.09	4.13	3.1	5.58	6.92	2.23	NA	1.94
BARIUM	300 or SB	31.5	36.3	46.4	51.3	37.4	17.4 J	NA	15.9 J
BERYLLIUM	0.16 (HEAST) or SB	0.373 J	0.19 J	0.18 J	0.327 J	0.314 J	0.164 J	NA	0.155 J
CADMIUM	1 or SB	--	--	--	6.2 N*	--	--	NA	--
CALCIUM	SB	140000 D	92400 D	85500 D	18500	35100	38400	NA	29300
CHROMIUM	10 or SB	7.51	6.07	6.63	8.56	10.4	5.62	NA	6.11
COBALT	30 or SB	4.84 J	3.73 J	4.48 J	5.28 J	9.73	4.29 J	NA	3.69 J
COPPER	25 or SB	10.9	7.92	7.83	38.1	21.7	11.2	NA	7.41
IRON	2000 or SB	13600	9800	9650	11500	21700	9070	NA	8900
LEAD	SB****	22.3 *	4.53 *	7.03 *	1080 *	8.57 *	5.86 *	NA	4.94 *
MAGNESIUM	SB	17700	20500	12000	4880	4850	7840	NA	6370
MANGANESE	SB	360	488	333	259	441	480	NA	315
MERCURY	0.1	--	--	--	0.0559	--	--	NA	--
NICKEL	13 or SB	16.3	9.36	10.3	14.6	18.9	9.77	NA	8.73
POTASSIUM	SB	3190	1290	1430	942	1510	846	NA	723
SELENIUM	2 or SB	0.27 J	0.22 J	0.2 J	0.24 J	0.4 J	0.18 J	NA	0.19 J
SILVER	SB	0.323 J	--	--	--	--	--	NA	--
SODIUM	SB	1660	743	642	902	1250	1730	NA	1680
VANADIUM	150 or SB	9.15	11.9	10.7	14.3	22.1	10.3	NA	12.8
ZINC	20 or SB	10.5	18.7	24.1	244	36.7	46.7	NA	16.7
Radiology									
THORIUM-228 (pCi/g)	NV	NA	NA	NA	NA	NA	NA	NA	NA
THORIUM-230 (pCi/g)	NV	NA	NA	NA	NA	NA	NA	NA	NA
THORIUM-232 (pCi/g)	NV	NA	NA	NA	NA	NA	NA	NA	NA
General Chemistry									
pH (s.u.)	NV	NA	NA	NA	NA	NA	NA	NA	NA
CYANIDE (TOTAL)	***	NA	NA	NA	NA	NA	NA	NA	0.257 J
NITRATE	NV	NA	NA	NA	NA	NA	NA	NA	NA
SULFATE	NV	NA	NA	NA	NA	NA	NA	NA	NA

Notes:
All results are reproted in milligrams per kilogram (mg/kg) unless otherwise noted.
Analytical qualifiers and other notes are presented on final page.
Highlighted cells indicate the concentration shown is above the cleanup guidance value.

TABLE 1

DETECTED SOIL ANALYTICAL RESULTS
VOLATILE ORGANIC COMPOUNDS, SEMI-VOLATILE ORGANIC COMPOUNDS AND INORGANIC COMPOUNDS
HAWKEYE FACILITY, ROCHESTER, NEW YORK

USEPA Defined Organic Data Qualifiers:

D = Result is from a dilution.
H = Results generated from analysis outside holding time.
I = Internal standard outside acceptable limits.
J = Estimated concentration. Result is below the PQL but ID criteria are met.
S = Surrogate does not fall within acceptable limits.

Footnotes:

All soil analytical results reported in milligrams per kilogram (mg/kg) unless otherwise noted.
NA = Not analyzed
-- = Not detected above the practical quantitation limits (PQL) or lower limit of quantitation (LLQ)
MDL = Method Detection Limit
NV = No value.

USEPA Defined Inorganic Data Qualifiers:

D = Result is from a dilution.
J = Estimated concentration. Result is below PQL.
N = Spiked sample recovery not within acceptable control limits.
* = Duplicate analysis not within acceptable control limits

Footnotes:

All soil analytical results reported in milligrams per kilogram (mg/kg) unless otherwise noted.
NA = Not analyzed.
-- = Not detected above the practical quantitation limits (PQL) or lower limit of quantitation (LLQ)
MDL = Method Detection Limit
NV = No value.
SB = Site Background
*** = Refer to Table 4, Appendix A of NYSDEC TAGM 4046 for qualification of Cyanide RSCOS
**** = Background levels for lead vary widely. Average levels in undeveloped, rural areas may range from 4-61 ppm. Average background levels in metropolitan or suburban areas or near highways are much higher and typically range from 200-500 ppm.

TABLE 2

DETECTED GROUNDWATER ANALYTICAL RESULTS
VOLATILE ORGANIC COMPOUNDS, SEMI-VOLATILE ORGANIC COMPOUNDS AND INORGANIC COMPOUNDS
HAWKEYE FACILITY, ROCHESTER, NEW YORK

Well ID:	*NYS Ambient*	*SB4NE*	*SB4NE*	*IB5NE*	*IB5SW*	*IB5SW2*	*IB6NE*	*IB11AW*	*IB12SW*	*IL2NE*	*SL6SE*	*SL11W*
Loc Group:	*Water Quality*	*B4NE*	*B4NE*	*B5NE*	*B5SW*	*B5SW2*	*B6NE*	*B11AW*	*B12SW*	*L2NE*	*L6SE*	*L11W*
Flow Zone:	*Standards*	*OVR/TOR*	*OVR/TOR*	*OVR/TOR*	*OVR/TOR*	*OVR/TOR*	*OVR/TOR*	*OVR/TOR*	*OVR/TOR*	*OVR/TOR*	*OVR*	*OVR*
Sample ID:	*Guidance Values*	*L22580-4*	*L22591-6*	*L22591-4*	*L22580-6*	*L22580-7*	*L22591-3*	*L22580-2*	*L22580-3*	*L22580-5*	*L22591-2*	*L22591-5*
Sample Type:	*(TOGs 1.1.1)*	*N*	*N*	*N*	*N*	*N*	*N*	*N*	*N*	*N*	*N*	*N*
Sample Date:	*(June 1998)*	*5/6/2004*	*5/7/2004*	*5/7/2004*	*5/6/2004*	*5/6/2004*	*5/7/2004*	*5/6/2004*	*5/6/2004*	*5/6/2004*	*5/7/2004*	*5/7/2004*
Volatile Organics												
ACETONE	0.050	0.12 P	NA	--	--	--	--	--	--	--	--	--
BENZENE	0.001	0.0031 JP	NA	--	--	--	--	--	--	--	--	0.029 DJ
BUTANONE, 2- (MEK)	0.050	0.018 P	NA	--	--	--	--	--	--	--	--	--
CARBON DISULFIDE	NV	0.0055 P	NA	--	--	0.0031 JP	--	--	0.0028 JP	--	--	--
DICHLOROETHYLENE, 1,2- (TOTAL)	0.005	--	NA	--	0.023	0.0035 JP	--	0.012	--	--	--	--
ETHYLBENZENE	0.005	0.012 P	NA	--	--	--	--	--	--	--	--	0.87 D
TOLUENE	0.005	0.0085 P	NA	--	--	--	--	--	0.0015 JP	--	--	0.38 D
TRICHLOROETHYLENE	0.005	--	NA	--	0.0048 J	0.0077 P	--	0.016	0.028 P	0.0039 J	--	--
XYLENE (TOTAL)	0.005	0.048 P	NA	--	--	--	--	--	--	--	0.13 D	1.7 D
TOTAL VOCs	NV	0.2151	NA	0	0.0278	0.0143	0	0.028	0.0323	0.0039	0.13	2.979
Semi-Volatiles												
ACENAPHTHENE	0.020	NA	0.0059 DJ	--	--	--	--	--	--	--	--	--
BENZOIC ACID	NV	NA	0.042 DJ	--	--	--	--	--	--	--	--	--
BIS(2-ETHYLHEXYL)PHTHALATE	0.005	NA	0.029 D	0.0071 J	--	--	0.0027 J	--	0.0031 J	--	0.003 J	0.011 DJ
FLUORENE	0.050	NA	0.0046 DJ	--	--	--	--	--	--	--	--	--
METHYLNAPHTHALENE, 2-	NV	NA	0.02 D	--	--	--	--	--	--	--	0.016	0.056 D
METHYLPHENOL, 2-	0.001	NA	0.031 D	--	--	--	--	--	--	--	--	--
METHYLPHENOL, 3&4-	0.001	NA	0.018 D	--	--	--	--	--	--	--	--	--
NAPHTHALENE	0.010	NA	0.0047 DJ	--	--	--	--	--	--	--	0.018	0.31 D
PHENANTHRENE	0.050	NA	0.013 DJ	--	--	--	--	--	--	--	--	--
PHENOL	0.001	NA	0.014 DJ	--	--	--	--	--	--	--	--	--
PYRENE	0.050	NA	0.0057 DJ	--	--	--	--	--	--	--	--	--
Metals												
ALUMINUM	NV	7.16	NA	2.43	1.71	0.499	0.437	2.1	0.827	2.11	0.611	5.12
ARSENIC	0.025	0.0108	NA	0.00549 J	--	--	--	--	0.00683 J	--	0.0047 J	0.00323 J
BARIUM	1	0.168 J	NA	0.173 J	0.343	0.135 J	0.296	0.253	0.107 J	0.127 J	2.49	0.796
CALCIUM	NV	1450 D	NA	761 D	447	1400 D	1220 D	408	363	481	1370 D	1050 D
CHROMIUM	0.050	0.00646 J	NA	0.00351 J	0.00524 J	--	--	0.0039 J	0.00256 J	0.00851 J	--	0.0104
COBALT	NV	--	NA	--	--	0.0341 J	--	--	0.0133 J	--	--	--
COPPER	0.2	0.00955 J	NA	0.0165 J	0.0073 J	--	--	--	0.00961 J	0.00809 J	--	0.0307
IRON	0.3	5.57	NA	7.1	4.76	5.53	6.19	4.93	6.29	6.87	20.4	13.7
LEAD	0.025	0.00921	NA	0.0219	0.0164	0.00144 J	0.00286 J	0.012	0.018	0.0185	0.00519	0.0349
MAGNESIUM	35	40.5	NA	203	69.8	87.5	82.2	92.2	102	78.4	101	98.5
MANGANESE	0.3	1.27	NA	1.34	0.507	1.66	2.04	0.464	0.657	0.612	1.31	4.11
NICKEL	0.1	0.0293 J	NA	0.0108 J	0.00931 J	0.0404	0.0187 J	0.00754 J	0.0306 J	0.0241 J	0.0113 J	0.0101 J
POTASSIUM	NV	159 D	NA	32.8	31	54.3 D	15.9	16	44.9	20.5	17.8	80.6 D
SELENIUM	0.010	0.00179 J	NA	0.0014 J	0.00144 J	0.00157 J	0.00168 J	0.00144 J	0.00139 J	0.00141 J	0.0018 J	0.00194 J
SILVER	0.050	0.00865 J	NA	0.00543 J	0.00267 J	0.00784 J	0.00757 J	--	--	0.00361 J	0.00847 J	0.00576 J
SODIUM	20	515	NA	3150 D	1650 D	1170 D	362	367	783	1300 D	3640 D	11700 D
THALLIUM	0.0005	0.00329 J	NA	--	--	--	--	0.00452 J	0.00407 J	0.00439 J	0.00795 J	--
ZINC	2	0.0375 B	NA	0.0277 B	0.0175 J	0.015 JB	0.0226 B	0.0365 B	0.0368 B	0.0305 B	0.0329 B	0.0632 B
Radiology												
THORIUM-228 (pCi/L)	NV	NA	NA	NA	--	NA	NA	0.58	0.53	1.1	NA	NA
THORIUM-230 (pCi/L)	NV	NA	NA	NA	--	NA	NA	1.3	2.1	2.1	NA	NA
THORIUM-232 (pCi/L)	NV	NA	NA	NA	3.7	NA	NA	0.54	0.46	1.1	NA	NA

Notes:
All results are reported in milligrams per liter (mg/L) unless otherwise noted.
Qualifiers are presented on final page.
Highlighted cells indicate the concentration shown is above the guidance value.

TABLE 2

DETECTED GROUNDWATER ANALYTICAL RESULTS
VOLATILE ORGANIC COMPOUNDS, SEMI-VOLATILE ORGANIC COMPOUNDS, AND INORGANIC COMPOUNDS
HAWKEYE FACILITY, ROCHESTER, NEW YORK

USEPA Defined Organic Data Qualifiers:

D = Result is from a dilution.
J = Estimated concentration. Result is below the PQL but ID criteria are met.
P = Preservation

Footnotes:

All groundwater analytical results reported in milligrams per liter (mg/L) unless otherwise noted.
NA = Not analyzed
-- = Not detected above the practical quantitation limits (PQL) or lower limit of quantitation (LLQ)
NV = No value.

USEPA Defined Inorganic Data Qualifiers:

B = Analyte detected in a blank.
D = Result is from a dilution.
J = Estimated concentration. Result is below PQL.

Footnotes:

All groundwater analytical results reported in milligrams per liter (mg/L) unless otherwise noted.
NA = Not analyzed
-- = Not detected above the practical quantitation limits (PQL) or lower limit of quantitation (LLQ)
NV = No value.

LABELLA Associates, P.C. | Engineering Architecture Environmental Planning

APPENDIX 6

Field Logs (2005 Leader Phase II ESA)

EASTMAN KODAK COMPANY	**Subsurface Boring Log**	Well Name/Location: **SB4NE** Boring ID: B01HEB4NE04212004 Page: 1 of 1

Project: Hawkeye Phase II Park Station/Plant Location: Hawkeye	Project Number:	Start Date: 4/21/2004 Finish Date: 4/21/2004

DRILLING DATA		SAMPLING METHODS			
Consultant:	Leader Professional Services, Inc.		Sampler	Tube	Core
Contractor:	Nothnagle Drilling	Type:	Split Spoon		
Equipment:	CME 55	Diameter:	3-in.		
Method:	Hollow Stem Augers	Other:			

WELL CONSTRUCTION			WELL DEVELOPMENT		SURVEY DATA KP DATUM	
	Riser	Screen				
Material:	5 ft. PVC	8 ft. PVC	Method:	Bailer	Grade:	455.0 AMSL
Diameter (ID):	2 in.	2 in.	Duration:	Unk.	TWC:	454.70 Ft.
Coupling:	Threaded	Threaded	Gals. Purged:	0.25	TCB:	455.04 Ft.
			Slug Test:	N/A	North:	1161252.178
			(cm/sec) (Average Value)		East:	1403547.624
			Geophysical Log:	None		
			Comments:	None		

Depth (feet)	WELL CONSTRUCTION	Soil/Rock Samp. No. / Run No.	SAMPLE DATA Blow 6/in. / Hydraul. Cond. cm/sec	% Rec. / % Rec.	USCS / % RQD	OVM back.	VISUAL CLASSIFICATION	REMARKS
0.5	FLUSH MOUNTED ROADBOX MEASURED DEPTH 13.6 FT. PVC RISER						0-1ft. Asphalt 1-2 ft. Gray, sand and gravel,	Gamma Reading micro-R/hr.
2	BENTONITE PELLETS	1	6-10	80	SP	0	little to trace silt, moist	9 uR/Hr.
	2.8 FT.	2	6-5 5-5	80	SP	0	2 - 4FT. Gray, sand and gravel to 2.5 ft. change to brown silty sand and gravel, moist	9 uR/Hr.
4	5.5 FT.							
	8 IN. HOLE	3	3-3 4-8	100	SM	0	4 - 6 FT. Brown, sand, gravel some silt, moist	11 uR/Hr.
6	2 IN. PVC SCREEN	4	5-5 9-6	100	SM	0	6 - 8 FT. Brown, Sand, Gravel some Silt trace Clay, staining?, no odor, moist	10 uR/Hr.
8	00N SAND	5	1-3 5-6	100	SM	0	8 - 10 FT. Brown, Sand, Gravel some Silt occ. Concrete, staining, odor.	11 uR/Hr.
10	Concrete Pad? 12 FT.	6	1-3 4-3	100	SM	0	10 - 12 FT. Brown, Sand, Gravel, some Silt staining, petroleum odor	11 uR/Hr. Sample 11-12.3 Ft. 8260 VOC, 8270 SVOC, Metals
12	BOT. 12.5 FT.	7	100/.3	100	SM	4.3	12 - 12.3 FT. Brown, Sand, Gravel, product.	11 uR/Hr.
13		8	38-100/.5	100	SM	23	13 - 13.5 FT. Concrete and rock frag., dry Auger to 13.6	Spoon Refusal 13.5 Ft.

OVERBURDEN

END OF BOREHOLE 13.6 FT. BGS.

EASTMAN KODAK COMPANY	**Subsurface Boring Log**	Well Name/Location: **IB5NE** Boring ID: B01HEB5NE04152004 Page: 1 of 2
Project: Hawkeye Phase II Park Station/Plant Location: Hawkeye	Project Number:	Start Date: 4/15/2004 Finish Date: 4/15/2004

DRILLING DATA		SAMPLING METHODS	Sampler	Tube	Core
Consultant:	LEADER PROFESSIONAL SERVICES, INC.	Type:			
Contractor:	NOTHNAGLE DRILLING	Diameter:			
Equipment:	CME 55	Other:	Grab		
Method:	4 1/4 INCH ID HOLLOW STEM AUGERS				

WELL CONSTRUCTION	Riser	Screen	WELL DEVELOPMENT		SURVEY DATA KP DATUM	
Material:	SCH. 40 PVC	SCH. 40 PVC	Method:	Bailer	Grade:	469.4 AMSL
Diameter (ID):	2 INCH	2 INCH, 0.010 INCH SLOT	Duration:		TWC:	468.91 Ft.
Coupling:	FLUSH THREAD	FLUSH THREAD	Gals. Purged:	10	TCB:	469.38 Ft.
			Slug Test:	N/A	North:	1160830.833
			(cm/sec) (Average Value)		East:	1403805.218
			Geophysical Log:	None		
			Comments:	None		

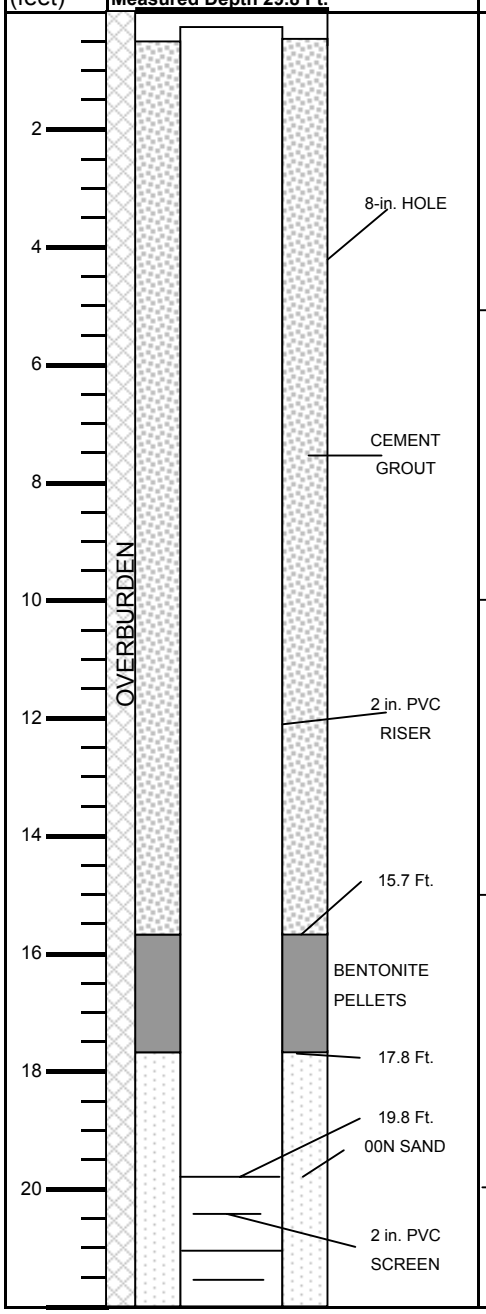

Soil/Rock SAMPLE DATA: Samp. No. / Run No.	Blow 6/in. / Hydraul. Cond. cm/sec	% Rec. / % Rec.	USCS / % RQD	OVM back.	VISUAL CLASSIFICATION	REMARKS (Gamma Reading micro-R/hr. (uR/Hr))
			ML	0	0 - .5 Asphalt, .5 to 5 Ft. Brown silt, some gravel, moist	9 uR/Hr
			ML	0	5 - 10 Ft., Brown Silt some fine to medium Sand and Gravel, moist	10 uR/Hr
			ML	0	10 - 15 Ft., Brown Silt, little Sand, and Gravel, damp	10 uR/Hr
			SM	0	15 - 20 Ft., Brown Silt and Sand, occ. Gravel, damp	9 uR/Hr

EASTMAN KODAK COMPANY	**Subsurface Boring Log**	Well Name/Location: **IB5NE** Boring ID: B01HEB5NE04152004 Page: 2 of 2
Project: Hawkeye Phase II Park Station/Plant Location: Hawkeye	Project Number:	Start Date: 4/15/2004 Finish Date: 4/15/2004

DRILLING DATA		SAMPLING METHODS			
Consultant:	Leader Professional Services, Inc.		Sampler	Tube	Core
Contractor:	Nothnagle Drilling	Type:			
Equipment:	CME 55	Diameter:			
Method:	Hollow Stem Augers	Other:	grab		

WELL CONSTRUCTION	Riser	Screen	WELL DEVELOPMENT		SURVEY DATA KP DATUM	
Material:	SCH. 40 PVC	SCH. 40 PVC	Method:	Bailer	Grade:	469.4 AMSL
Diameter (ID):	2 INCH	2 INCH, 0.010 INCH SLOT	Duration:		TWC:	468.91 Ft.
Coupling:	FLUSH THREAD	FLUSH THREAD	Gals. Purged:	10	TCB:	469.38 Ft.
			Slug Test:	N/A	North:	1160830.833
			(cm/sec) (Average Value)		East:	1403805.218
			Geophysical Log:	None		
			Comments:	None		

Depth (feet)	WELL CONSTRUCTION	Soil/Rock Samp. No. / Run No.	SAMPLE DATA Blow 6/in. / Hydraul. Cond. cm/sec	% Rec. / % Rec.	USCS / % RQD	OVM back.	VISUAL CLASSIFICATION	REMARKS
24	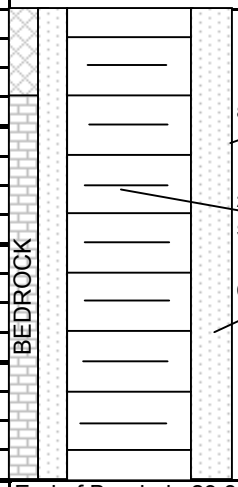					0	20 -23 ft., Brown Silt little Sand, occ. Large Gravel or broken Rock 23.5 Top of Bedrock	Gamma Reading micro-R/hr. (uR/Hr) Collect sample for Thorium and moisture analysis at 20-25 ft. 9 uR/Hr.
26								
28								
30							Auger from 23.5 Ft. to 29.8 Ft. in Rock	9 uR/Hr.
32	End of Borehole 29.8 Ft. BGS.							
34								
36								
38								
40								
42								
44								

EASTMAN KODAK COMPANY	**Subsurface Boring Log**	Well Name/Location: **IB5SW** Boring ID: B01HEB5SW04192004 Page: 1 of 1

Project: Hawkeye Phase II Project Number:
Park Station/Plant Location: Hawkeye

Start Date: 4/19/2004
Finish Date: 4/19/2004

DRILLING DATA

Consultant:	Leader Professional Services, Inc.
Contractor:	Nothnagle Drilling
Equipment:	CME 55
Method:	Hollow Stem Augers

SAMPLING METHODS

	Sampler	Tube	Core
Type:	Split Spoon		
Diameter:	3-in.		
Other:			

WELL CONSTRUCTION

	Riser	Screen
Material:	SCH. 40 PVC	SCH. 40 PVC
Diameter (ID):	2 INCH	2 INCH, 0.010 INCH SLOT
Coupling:	FLUSH THREAD	FLUSH THREAD

WELL DEVELOPMENT

Method:	Bailer
Duration:	
Gals. Purged:	3.5
Slug Test:	N/A
(cm/sec) (Average Value)	

SURVEY DATA KP DATUM

Grade:	456.4 AMSL
TWC:	456.02 Ft.
TCB:	456.41 Ft.
North:	1160677.718
East:	1403562.788

Geophysical Log: None
Comments: None

Depth (feet)	WELL CONSTRUCTION FLUSH MOUNTED ROADBOX, MEASURED DEPTH 15 FT.	Soil/Rock Samp. No. / Run No.	SAMPLE DATA Blow 6/in. / Hydraul. Cond. cm/sec	% Rec. / % Rec.	USCS / % RQD	OVM back.	VISUAL CLASSIFICATION	REMARKS
	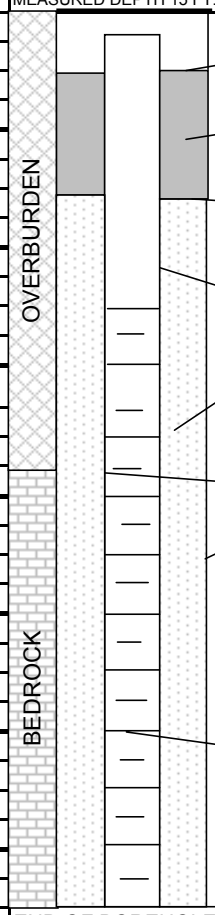	1	1-4 4-8	100	ML	0	0 -2 Ft. Brown Silt, topsoil, possible concrete at 2 ft.	Gamma Reading micro-R/hr. 14 uR/Hr.
		2	3-2 3-3	0			2 -4 Ft. No Recovery	
		3	4-3 30-100/.4	25	ML	0	4 - 5.9 Ft. Brown, Silt, Gravel, Concrete, wet, slight petroleum odor	
		4	6-7 100/.5	25	ML	0	6 - 7.5 FT. Move forward 2 ft. auger to 6 ft. Gray brown Silt and very fine Sand, dry .	11 uR/Hr Spoon Refusal 7.5Ft Sample Analysis 8260 VOCs, 8270 SVOCs, Metals, Thorium, Moisture
							Top Of Rock 7.5 Ft Auger from 7.5 to 15 ft.	
	END OF BOREHOLE 15 Ft. BGS							

EASTMAN KODAK COMPANY	**Subsurface Boring Log**	Well Name/Location: **IB5SW2** Boring ID: B01HEB5SW04202004 Page: 1 of 1

Project: Hawkeye Phase II Park Station/Plant Location: Hawkeye	Project Number:	Start Date: 4/20/2004 Finish Date: 4/20/2004

DRILLING DATA		SAMPLING METHODS			
Consultant:	Leader Professional Services, Inc.		Sampler	Tube	Core
Contractor:	Nothnagle Drilling	Type:	Split Spoon		
Equipment:	CME 55	Diameter:	3-in.		
Method:	Hollow Stem Augers	Other:			

WELL CONSTRUCTION	Riser	Screen	WELL DEVELOPMENT		SURVEY DATA KP DATUM	
Material:	SCH. 40 PVC	SCH. 40 PVC	Method:	Bailer	Grade:	458.7 AMSL
Diameter (ID):	2 INCH	2 INCH. 0.010 INCH SLOT	Duration:	Unk.	TWC:	458.28 Ft.
Coupling:	FLUSH TREAD	FLUSH THREAD	Gals. Purged:	5	TCB:	458.71 Ft.
			Slug Test:	N/A	North:	1160592.228
			(cm/sec) (Average Value)		East:	1403520.852

Geophysical Log: None
Comments: None

Depth (feet)	WELL CONSTRUCTION FLUSH MOUNTED ROADBOX MEASURED DEPTH 19.5 Ft.	Soil/Rock Samp. No. / Run No.	SAMPLE DATA Blow 6/in. / Hydraul. Cond. cm/sec	% Rec. / % Rec.	USCS / % RQD	OVM back.	VISUAL CLASSIFICATION	REMARKS
2	1 FT. PVC RISER; BENTONITE PELLETS; OVERBURDEN	1	1-2 4-5	80	ML	0	0 - 2 FT. Brown Silt, Clay, cinder fill at 1.5 ft.	Gamma Reading micro-R/hr. 9 uR/Hr.
4		2	7-7 15-16	80	ML	0	2 - 4 FT. Brown silt, very fine Sand alternating with Clay lenses/layers, dry	9 uR/Hr.
6	4.5 FT.	3	9-27 22-16	90	ML	0	4 - 6 FT. Brown, yellow Silt, very fine Sand alternating with Clay lenses, rock frags, wet where rock is present	9 uR/Hr.
8	PVC SCREEN	4	18-43 48-38	75	SM	0	6 - 8 FT. Brown fine Sand with some to little Silt/Clay	Sample for 8260 VOC, 8270 SVOC , Metals 8 uR/Hr.
		5	72-73 100/.3	100	ML	0	8 - 9.3 FT. Shattered rock with Silt and Clay in openings of rock, dry with wet spots	Spoon Refusal 9.3 Ft. 7 uR/Hr
10	9.3 FT.						Auger from 9.3 to 19.5 Ft. in rock. Top of rock 9.3 Ft.	
12	00N SAND							
14	BEDROCK							
16								
18								
20	END OF BOREHOLE 19.5 FT. BGS							

EASTMAN KODAK COMPANY	**Subsurface Boring Log**	Well Name/Location: **IB6NE** Page: 1 of 2

Project: Hawkeye Phase II Project Number:
Park Station/Plant Location: Hawkeye

Start Date: 4/16/2004
Finish Date: 4/16/2004

DRILLING DATA	
Consultant:	LEADER PROFESSIONAL SERVICES, INC.
Contractor:	NOTHNAGLE DRILLING
Equipment:	CME 55
Method:	4 1/4 INCH ID HOLLOW STEM AUGERS

SAMPLING METHODS	Sampler	Tube	Core
Type:			
Diameter:			
Other:	Grab		

WELL CONSTRUCTION	Riser	Screen
Material:	SCH. 40 PVC	SCH. 40 PVC
Diameter (ID):	2 INCH	2 INCH, 0.010 INCH SLOT
Coupling:	FLUSH THREAD	FLUSH THREAD

WELL DEVELOPMENT	
Method:	Bailer
Duration:	
Gals. Purged:	6
Slug Test: (cm/sec) (Average Value)	N/A

SURVEY DATA KP DATUM	
Grade:	466.3 AMSL
TWC:	465.86 Ft.
TCB:	466.31 Ft.
North:	1161018.799
East:	1403825.532

Geophysical Log: None
Comments: None

Depth (feet)	WELL CONSTRUCTION: FLUSH MOUNTED ROADBOX MEASURED DEPTH 24.5 FT.	Soil/Rock Samp. No. / Run No.	Blow 6/in. / Hydraul. Cond. cm/sec	% Rec. / % Rec.	USCS / % RQD	OVM back.	VISUAL CLASSIFICATION	REMARKS
2, 4, 5.0	OVERBURDEN; 8-IN. HOLE				ML	0	0 - 5 ft. Brown Silt, little Sand, some Gravel and Brick, dry.	Gamma Reading micro-R/hr. 12 uR/Hr.
6, 8	2 IN PVC RISER; CEMENT GROUT; OVERBURDEN				ML	0	5 - 10 ft., Brown Silt little Sand, and Gravel, dry.	11 uR/Hr.
9 FT., 10, 12, 11.5 FT.	BENTONITE PELLETS				ML	0	10 -15 ft., Brown Silt, damp.	12 uR/Hr.
14, 14.5 FT., 15, 16, 18	2 IN. PVC SCREEN				ML	0	15 - 20 ft., Brown Silt some Sand, Gravel, damp.	11 uR/Hr.
20	ROCK						Rock approximately 20 ft.	

EASTMAN KODAK COMPANY	**Subsurface Boring Log**	Well Name/Location: **IB6NE** Page: 2 of 2
Project: Hawkeye Phase II Park Station/Plant Location: Hawkeye	Project Number:	Start Date: 4/16/2004 Finish Date: 4/16/2004

DRILLING DATA	
Consultant:	Leader Professional Services, Inc.
Contractor:	Nothnagle Drilling
Equipment:	CME 55
Method:	Hollow Stem Augers

SAMPLING METHODS	Sampler	Tube	Core
Type:			
Diameter:			
Other:	grab		

WELL CONSTRUCTION	Riser	Screen
Material:	SCH. 40 PVC	SCH. 40 PVC
Diameter (ID):	2 INCH	2 INCH, 0.010 INCH SLOT
Coupling:	FLUSH THREAD	FLUSH THREAD

WELL DEVELOPMENT	
Method:	Bailer
Duration:	
Gals. Purged:	6
Slug Test: (cm/sec) (Average Value)	N/A

SURVEY DATA KP DATUM	
Grade:	466.3 AMSL
TWC:	465.86 Ft.
TCB:	466.31 Ft.
North:	1161018.799
East:	1403825.532

Geophysical Log: None
Comments: None

Depth (feet)	WELL CONSTRUCTION	Soil/Rock Samp. No. / Run No.	SAMPLE DATA Blow 6/in. / Hydraul. Cond. cm/sec	% Rec. / % Rec.	USCS / % RQD	OVM back.	VISUAL CLASSIFICATION	REMARKS
24	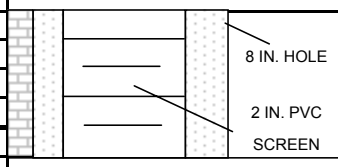						Auger to 24.5 ft. in Rock	
26	END OF BOREHOLE 24.5 FT. BGS.							
28								
30								
32								
34								
36								
38								
40								
42								
44								

EASTMAN KODAK COMPANY	**Subsurface Boring Log**	Well Name/Location: **IB11AW** Page: 1 of 1

Project: Hawkeye Phase II Project Number:
Park Station/Plant Location: Hawkeye

Start Date: 4/16/2004
Finish Date: 4/16/2004

DRILLING DATA	
Consultant:	Leader Professional Services, Inc.
Contractor:	Nothnagle Drilling
Equipment:	CME 55
Method:	Hollow Stem Augers

SAMPLING METHODS	Sampler	Tube	Core
Type:	Split Spoon		
Diameter:	3-in.		
Other:			

WELL CONSTRUCTION	Riser	Screen
Material:	SCH. 40 PVC	SCH. 40 PVC
Diameter (ID):	2 INCH	2 INCH 0.010 INCH SLOT
Coupling:	FLUSH THREAD	FLUSH THREAD

WELL DEVELOPMENT	
Method:	Bailer
Duration:	
Gals. Purged:	8
Slug Test: (cm/sec) (Average Value)	N/A

SURVEY DATA KP DATUM	
Grade:	456.3 AMSL
TWC:	455.94 Ft.
TCB:	456.32 Ft.
North:	1161075.749
East:	1403642.81

Geophysical Log: None
Comments: None

Depth (feet)	WELL CONSTRUCTION: FLUSH MOUNTED ROADBOX MEASURED DEPTH 23 Ft.	Soil/Rock Samp. No. / Run No.	SAMPLE DATA Blow 6/in. / Hydraul. Cond. cm/sec	% Rec. / % Rec.	USCS / % RQD	OVM back.	VISUAL CLASSIFICATION	REMARKS
							Auger to 2 Ft. 0 - 1.5 Ft. Asphalt	Gamma Reading micro-R/hr. (uR/Hr)
2						0	1.5 - 2 Ft.Brick and Glass	15 uR/Hr
4	CEMENT GROUT	1	2-2 2-3	25	FILL	0	2 - 4 Ft. Brick, Concrete and Clay soil	20 uR/Hr
6	PVC RISER	2	2-2 2-4	25	FILL	0	4 - 6 Ft. Brick, Concrete, Cinder, Clay and Sand soil	5 uR/Hr
8		3	2-4 4-6	30	FILL	0	6 - 8 Ft. Brick	8 uR/Hr
	9 Ft.	4	6 100/.2	25	FILL	0	8 - 9.2 Ft. Brick and Concrete	8 uR/Hr
10	BENTONITE PELLETS	5	100/.3	100	FILL	0	Auger to 10 Ft. 10 - 10.3 Ft. Brick, Stone, Concrete	8 uR/Hr
12	11 Ft.	6	100/.4	NR			Auger to 12 Ft. 12 -12.4 Ft. No Recovery	Spoon Refusal 12.4 Ft.
14	13 Ft.						Top of Bedrock 12 Ft.	
16	PVC SCREEN							
18	00N SAND							
20							Auger to 23 Ft.	

OVERBURDEN

BEDROCK

END OF BOREHOLE 23 Ft.

EASTMAN KODAK COMPANY	**Subsurface Boring Log**	Well Name/Location: **IB12SW** Boring ID: B01HEB12SW04202004 Page: 1 of 1

Project: Hawkeye Phase II	Project Number:	Start Date: 4/20/2004
Park Station/Plant Location: Hawkeye		Finish Date: 4/20/2004

DRILLING DATA		SAMPLING METHODS			
Consultant:	Leader Professional Services, Inc.		Sampler	Tube	Core
Contractor:	Nothnagle Drilling	Type:	Split Spoon		
Equipment:	CME 55	Diameter:	3-in.		
Method:	Hollow Stem Augers	Other:			

WELL CONSTRUCTION	Riser	Screen	WELL DEVELOPMENT		SURVEY DATA KP DATUM	
Material:	SCH 40. PVC	SCH. 40 PVC	Method:	Bailer	Grade:	456.9 AMSL
Diameter (ID):	2 INCH	2 INCH 0.010 INCH SLOT	Duration:	Unk.	TWC:	456.39 Ft.
Coupling:	FLUSH THREAD	FLUSH THREAD	Gals. Purged:	2.5 (dry)	TCB:	456.89 Ft.
			Slug Test:	N/A	North:	1160979.189
			(cm/sec) (Average Value)		East:	1403494.746

Geophysical Log: None
Comments: None

Depth (feet)	WELL CONSTRUCTION Flush Mounted Roadbox Measured Depth 15 Ft.	Soil/Rock Samp. No. / Run No.	SAMPLE DATA Blow 6/in. / Hydraul. Cond. cm/sec	% Rec.	USCS / % RQD	OVM back.	VISUAL CLASSIFICATION	REMARKS
	PVC RISER; BENTONITE PELLETS; 3 Ft.; 5 Ft.; 00N SAND; 2 in. PVC SCREEN; 11.5 Ft.; OVERBURDEN; BEDROCK	1	2 15-8	75	GP	0	0 - 0.5 Ft. asphalt 0.5 - 2 Ft. Gravel and sand, and concrete, fill	Gamma Reading micro-R/hr. (uR/Hr) 8 uR/Hr
		2	8-7 5-5	75	ML	0	2 - 4 Ft. Brown, silt and clay, occ. Large gravel, slightly plastic, moist	8 uR/Hr
		3	4-8 11-12	100	SM	0	4 - 6 Ft. Brown, silt and sand, rock fragments dry to moist	7 uR/Hr
		4	7-8 11-12	100	SM	0	6 - 8 Ft. Brown, silt and sand grading to fine to med. Sand, occ. Rock frag.	7 uR/Hr
		5	2-6 14-18	100	SM	0	8 - 10 Ft. Same, with silt and clay layers, moist to wet	Sample for 8260 VOCs, 8270 SVOCs Metals & Specials 7 uR/Hr
		6	10-15 100/.5	100	ML	0	10 - 11.5 Ft. Brown sand and silt/clay layers, rock fragments, wet	Spoon Refusal 11.5 Ft. 7 uR/Hr
							Top of Rock 11.5 Ft. Auger to 15 feet in rock.	
	End of Borehole 15 Ft. BGS							

2 4 6 8 10 12 14 15 16 18 20

EASTMAN KODAK COMPANY	**Subsurface Boring Log**	Well Name/Location: **IL2NE** Page: 1 of 2

Project: Hawkeye Phase II Project Number:
Park Station/Plant Location: Hawkeye

Start Date: 4/16/2004
Finish Date: 4/16/2004

DRILLING DATA	
Consultant:	LEADER PROFESSIONAL SERVICES, INC.
Contractor:	NOTHNAGLE DRILLING
Equipment:	CME 55
Method:	4 1/4 INCH ID HOLLOW STEM AUGERS

SAMPLING METHODS	Sampler	Tube	Core
Type:			
Diameter:			
Other:	Grab		

WELL CONSTRUCTION	Riser	Screen
Material:	SCH. 40 PVC	SCH. 40 PVC
Diameter (ID):	2 INCH	2 INCH, 0.010 INCH SLOT
Coupling:	FLUSH THREAD	FLUSH THREAD

WELL DEVELOPMENT	
Method:	Bailer
Duration:	Unk.
Gals. Purged:	10.5
Slug Test: (cm/sec) (Average Value)	N/A

SURVEY DATA KP DATUM	
Grade:	463.6 AMSL
TWC:	463.21 Ft.
TCB:	463.57 Ft.
North:	1161185.852
East:	1403854.32

Geophysical Log: None
Comments: None

Depth (feet)	WELL CONSTRUCTION	Soil/Rock Samp. No. / Run No.	SAMPLE DATA Blow 6/in. / Hydraul. Cond. cm/sec	% Rec.	USCS / % RQD	OVM back.	VISUAL CLASSIFICATION	REMARKS
	Flush Mounted Roadbox Measured Depth 24 Ft.							Gamma Reading micro-R/hr. (uR/Hr)
5.0	OVERBURDEN; 8-in. HOLE				ML	0	0 - 5 Ft. Brown Silt, little Sand, some Gravel, dry.	8 uR/Hr
10	OVERBURDEN; CEMENT GROUT; 2 in. PVC RISER				SP	0	5 - 10 Ft., Brown Sand some Gravel dry.	8 uR/Hr
15	9.2 Ft.; BENTONITE PELLETS; 11.9 Ft.; 14.0 Ft.				ML	0	10 - 15 Ft., Brown Silt some Clay, moist to wet.	8 uR/Hr
20	2 in. PVC SCREEN; BEDROCK; 00N SAND				SM	0	Rock approximately 17 Ft. 15 - 20 Ft., Brown Silt some Clay, moist to wet. Rock approx. 17Ft.	9 uR/Hr

EASTMAN KODAK COMPANY	**Subsurface Boring Log**	Well Name/Location: **IL2NE** Page: 2 of 2

Project: Hawkeye Phase II Project Number:
Park Station/Plant Location: Hawkeye

Start Date: 4/16/2004
Finish Date: 4/16/2004

DRILLING DATA	
Consultant:	Leader Professional Services, Inc.
Contractor:	Nothnagle Drilling
Equipment:	CME 55
Method:	Hollow Stem Augers

SAMPLING METHODS	Sampler	Tube	Core
Type:			
Diameter:			
Other:	grab		

WELL CONSTRUCTION	Riser	Screen
Material:	SCH. 40 PVC	SCH. 40 PVC
Diameter (ID):	2 INCH	2 INCH, 0.010 INCH SLOT
Coupling:	FLUSH THREAD	FLUSH THREAD

WELL DEVELOPMENT	
Method:	Bailer
Duration:	Unk.
Gals. Purged:	10.5
Slug Test: (cm/sec) (Average Value)	N/A

SURVEY DATA KP DATUM	
Grade:	463.6 AMSL
TWC:	463.21 Ft.
TCB:	463.57 Ft.
North:	1161185.852
East:	1403854.32

Geophysical Log: None
Comments: None

Depth (feet)	WELL CONSTRUCTION	Soil/Rock Samp. No. / Run No.	SAMPLE DATA Blow 6/in. / Hydraul. Cond. cm/sec	% Rec. / % Rec.	USCS / % RQD	OVM back.	VISUAL CLASSIFICATION	REMARKS
	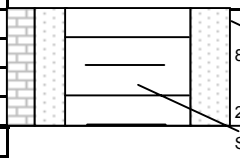 8 IN. HOLE; 2 IN. PVC SCREEN						Auger to 24 ft. in Rock	
24	End of Borehole 24 Ft. BGS							
26								
28								
30								
32								
34								
36								
38								
40								
42								
44								

EASTMAN KODAK COMPANY	**Subsurface Boring Log**	Well Name/Location: **SL6SE** Boring ID: B01HEPL604172004 Page: 1 of 1

Project: Hawkeye Phase II Project Number:
Park Station/Plant Location: Hawkeye

Start Date: 4/17/2004
Finish Date: 4/17/2004

DRILLING DATA

Consultant:	Leader Professional Services, Inc.
Contractor:	Nothnagle Drilling
Equipment:	CME 55
Method:	Hollow Stem Augers

SAMPLING METHODS

	Sampler	Tube	Core
Type:	Split Spoon		
Diameter:	3-in.		
Other:			

WELL CONSTRUCTION

	Riser	Screen
Material:	SCH. 40 PVC	SCH. 40 PVC
Diameter (ID):	2 INCH	2 INCH 0.010 SLOT
Coupling:	FLUSH THREAD	FLUSH THREAD

WELL DEVELOPMENT

Method:	Bailer
Duration:	
Gals. Purged:	5
Slug Test:	N/A
(cm/sec) (Average Value)	

SURVEY DATA KP DATUM

Grade:	467.0 AMSL
TWC:	466.61Ft.
TCB:	466.96 Ft.
North:	1160004.696
East:	1403788.002

Geophysical Log: None
Comments: None

WELL CONSTRUCTION

FLUSH MOUNTED ROADBOX
MEASURED DEPTH 14.5 FT. BGS

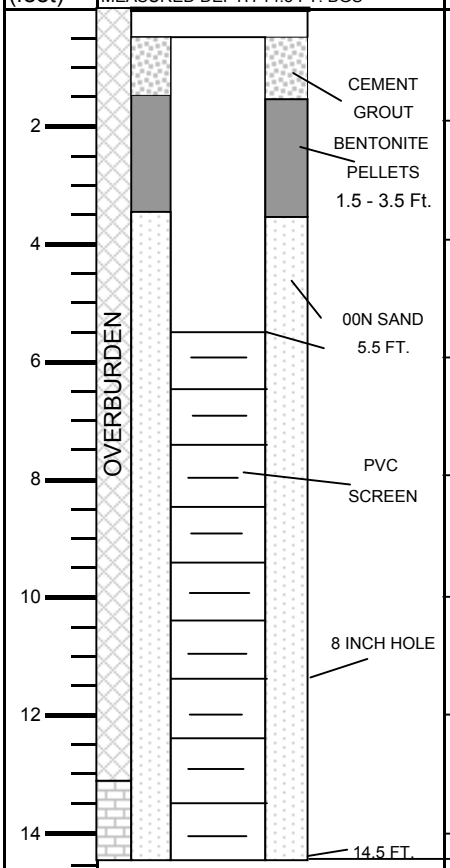

END OF BOREHOLE
14.5 FT. BGS

Depth (feet)	Soil/Rock Samp. No. / Run No.	Blow 6/in. / Hydraul. Cond. cm/sec	% Rec.	USCS / % RQD	OVM back.	VISUAL CLASSIFICATION	REMARKS
	1	2 3-6	40	SP	0	0 - .5 Ft Asphalt 0.5 -2 Ft. Brown, Sand and Gravel, little Silt moist	Gamma Reading micro-R/Hr. 6 uR/Hr.
	2	3-3 3-3	60	SM	0	2 - 4 Ft. Brown, fine Sand, Silt, trace Gravel brick, moist	5 uR/Hr.
	3	1-1 3-4	70	SM	0	4 - 6 Ft. Brown, Sand and Silt, petroleum odor stained soil in tip, moist	Sampled 4 - 6 Ft. 8260 VOC, 8270 SVOCs, Metals 5 uR/Hr.
	4	NR	70	SM	16	6 - 8 Ft. Brown, Silt and Sand, grading to Sand, Gravel, Silt (till), moist to wet	5 uR/Hr.
	5	5-8 10-10	NR			8 -10 Ft. No Recovery	
	6	2-6 16-6	NR	SM	2.6	10 -12 Ft. Brown Sand and Silt layers, occ. Rock fragments, staining in soil cracks.	4 uR/Hr.
	7	6-30 100/.2	80	ML	0	12 - 13.2 Ft. Gray, Silt little Sand, grading to Silt, Sand, Rock fragments, sheen on sample, wet	Spoon Refusal 13.2 Ft. 5 uR/Hr.
						Auger from 13.2 to 14.5 Ft. in Rock.	

EASTMAN KODAK COMPANY	**Subsurface Boring Log**	Well Name/Location: **SL11W** Boring ID: B01HEPL1104182004 Page: 1 of 1

Project: Hawkeye Phase II	Project Number:	Start Date: 4/18/2004
Park Station/Plant Location: Hawkeye		Finish Date: 4/18/2004

DRILLING DATA		SAMPLING METHODS			
Consultant:	Leader Professional Services, Inc.		Sampler	Tube	Core
Contractor:	Nothnagle Drilling	Type:	Split Spoon		
Equipment:	CME 55	Diameter:	3-in.		
Method:	Hollow Stem Augers	Other:			

WELL CONSTRUCTION	Riser	Screen	WELL DEVELOPMENT		SURVEY DATA KP DATUM	
Material:	SCH. 40 PVC	SCH. 40 PVC	Method:	Bailer	Grade:	468.5 AMSL
Diameter (ID):	2 INCH	2 INCH 0.010 INCH SLOT	Duration:		TWC:	468.12 Ft.
Coupling:	FLUSH THREAD	FLUSH THREAD	Gals. Purged:	8	TCB:	468.45 Ft.
			Slug Test:	N/A	North:	1160627.915
			(cm/sec) (Average Value)		East:	1403929.37
			Geophysical Log:	None		
			Comments:	None		

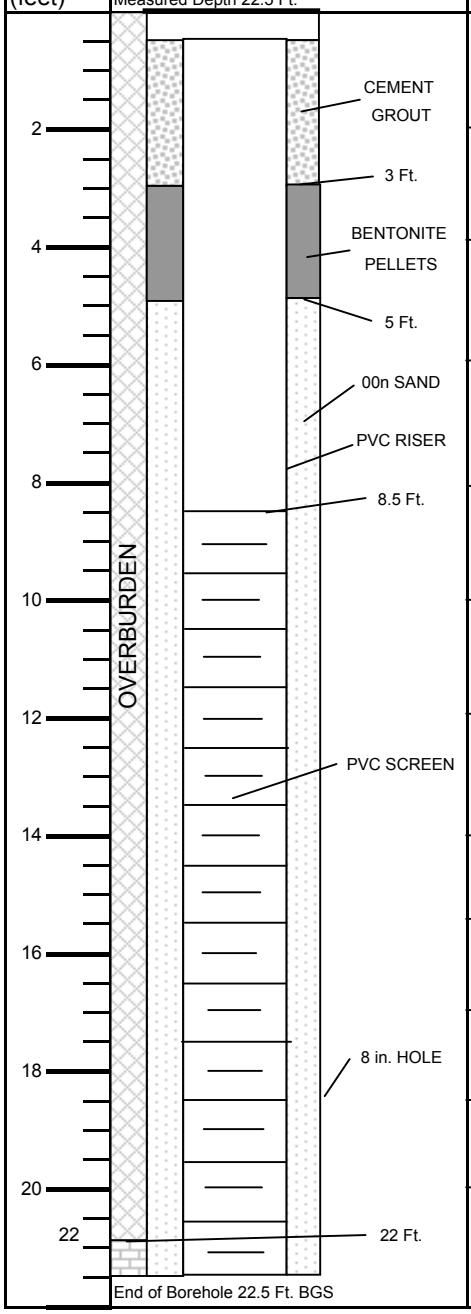

Soil/Rock Samp. No. / Run No.	Blow 6/in. / Hydraul. Cond. cm/sec	% Rec.	USCS / % RQD	OVM back.	VISUAL CLASSIFICATION	REMARKS
1	7 10-11	100	SM	0	0 - .5 Ft Asphalt 0.5 - 2 Ft. Gray Gravel and Sand, changing to brown Sand little to trace fine Gravel, damp	Gamma Reading micro-R/hr. (uR/Hr) 7 uR/hr
2	6-6 8-10	80	SP	0	2 - 4 Ft. Brown Sand, little Gravel, dry	7 uR/Hr
3	3-4 5-10	70	SP	9 0	4 -6 Ft. Brown Sand, grading to Sand and Gravel, black staining	4 - 6 Ft. 8260 VOC, 8270 SVOC 7 uR/Hr
4	10-19 20-23	100	SP	9 0	6- 8 Ft. Black Sand and Gravel, some Silt, wet	6 uR/Hr
5	11-23 28-30	100	SM	690 0	8 - 10 Ft. Brown Sand, Silt, Gravel, till like slight staining, strong odor	8260 VOC, 8270 SVOCs 7 uR/Hr
6	10-30 38-59	100	SP	2.3 0	10 - 12 Ft. Brown Sand, occ. Gravel, dry to moist.	7 uR/Hr
7	13-33 100/.3	75	SM	6 0	12 - 13.3 Ft. Brown Sand little Silt, Gravel	Spoon Refusal 13.3 Ft 6 uR/Hr
8	48 100/.4	100	SP	2 0	Auger to 14 Ft. 14 - 14.9 Ft. Brown Sand, Gravel, moist	7 uR/Hr
9	33 100/.3	50	SP	0	Auger to 16 Ft. 16 - 16.8 Ft., Brown Sand and Gravel, faint odor.	6 uR/Hr
10	28-53 68-60	50	SP	1.6 0	Auger to 18 Ft. 18 - 20 Ft. Brown fine Sand little Silt, faint odor.	6 uR/Hr
11	40-40 37-40	NR			20 - 22 Ft. No Recovery, Top of Bedrock 22 Ft.	
				0	Auger to 22.5 FT.	5 uR/Hr

EASTMAN KODAK COMPANY	Subsurface Boring Log	Boring Name/Location: B01HEB12N04192004 Page: 1 of 1

Project: Hawkeye Phase II Project Number:
Park Station/Plant Location: Hawkeye

Start Date: 4/19/2004
Finish Date: 4/19/2004

DRILLING DATA

Consultant:	Leader Professional Services, Inc.
Contractor:	Nothnagle Drilling
Equipment:	CME 55
Method:	Hollow Stem Augers

SAMPLING METHODS

	Sampler	Tube	Core
Type:	Split Spoon		
Diameter:	3-in.		
Other:			

WELL CONSTRUCTION

	Riser	Screen
Material:	N/A	N/A
Diameter (ID):		
Coupling:		

WELL DEVELOPMENT

Method:
Duration:
Gals. Purged:
Slug Test:
(cm/sec) (Average Value)

SURVEY DATA KP DATUM

Grade: 453.7 AMSL
TWC:
TCB:
North: 1161177.120
East: 1403582.580

Geophysical Log: None
Comments: None

Depth (feet)	WELL CONSTRUCTION	Soil/Rock Samp. No. / Run No.	SAMPLE DATA Blow 6/in. / Hydraul. Cond. cm/sec	% Rec.	USCS / % RQD	OVM back.	VISUAL CLASSIFICATION	REMARKS
								Gamma Reading micro-R/hr. (uR/Hr)
2	OVERBURDEN; 8 in. DIAMETER BOREHOLE; DRILL CUTTINGS	1	2 3-7	50	GP	0	0-0.6 Ft. Concrete 0.6-2 Ft. Gray Gravel and Sand, wet	5 uR/Hr
4		2	5-7 5-5	80	GM	0	2-4 Ft. Gray Gravel, light brown silt little Sand, trace clay, moist.	5 uR/Hr
6		3	27-37 30-30	100	ML	0	4-6 Ft. Brown Silt and Silty Clay, trace Sand, with alternating lenses Sand, soil cracks filled with clay, dry	5 uR/Hr
8		4	28-70 47-100/.4	100	ML	0	6-7.9 Ft. Silt and Clay with little Sand, and Large Gravel.	Spoon refusal 7.9 Ft. Sample retained for analysis 8260 VOCs, 8270 SVOC, Metals, Specials 5 uR/Hr
	End of Borehole 7.9 Ft. BGS						Top of Bedrock 7.9 Ft.	
10								
12								
13								

EASTMAN KODAK COMPANY	**Subsurface Boring Log**	Boring Name/Location: **B01HEB12W04212004** Page: 1 of 1

Project: Hawkeye Phase II Project Number:
Park Station/Plant Location: Hawkeye

Start Date: 4/21/2004
Finish Date: 4/21/2004

DRILLING DATA		SAMPLING METHODS	Sampler	Tube	Core
Consultant:	Leader Professional Services, Inc.				
Contractor:	Nothnagle Drilling	Type:	Split Spoon		
Equipment:	CME 55	Diameter:	3-in.		
Method:	Hollow Stem Augers	Other:			

WELL CONSTRUCTION	Riser	Screen
Material:	N/A	N/A
Diameter (ID):		
Coupling:		

WELL DEVELOPMENT	SURVEY DATA KP DATUM	
Method:	Grade:	455.9
Duration:	TWC:	
Gals. Purged:	TCB:	
Slug Test:	North:	1161077.828
(cm/sec) (Average Value)	East:	1403488.325

Geophysical Log: None
Comments: None

Depth (feet)	WELL CONSTRUCTION	Soil/Rock Samp. No. / Run No.	Blow 6/in. / Hydraul. Cond. cm/sec	% Rec. / % Rec.	USCS / % RQD	OVM back.	VISUAL CLASSIFICATION	REMARKS
0.5	OVERBURDEN; 8 in. DIAMETER BOREHOLE; DRILL CUTTINGS	1	1 6-10	60	SP	1.5	0-1 Ft. Asphalt Brown Sand and Gravel, little Silt, slight petroleum odor	Gamma Reading micro-R/hr. (uR/Hr) 9 uR/Hr
2		2	26-36 50-10	25	GP	0	2-4 Ft. Brown large Gravel, some Sand.	6 uR/Hr
4		3	6-4 4-4	100	SM	0	4-6 FT. Brown Sand and Gravel, some Clay dry to moist.	Sample 5-7 Ft. for 8260 VOC, 8270 SVOC, Metals, Specials
6		4	10-14 9-15	100	SM	0	6-8 Ft. Brown Sand and Gravel grading to Brown/Gray Silt and Gravel.	7 uR/Hr
8		5	8-10 10-12	100	ML	0	8-10 Ft. Brown Silt, occassional wet lenses within Clay and large Gravel	8 uR/Hr
10		6	10-13 9-11	100	ML	0	10-12 Ft. Brown Silt and Clay, Large Gravel some Sand, wet in sand.	9 uR/Hr
12		7	100/.5	20	ML	0	12-12.5 Ft. Shattered Rock.	9 uR/Hr
13	End of Borehole 12.5 Ft. BGS						Top of Bedrock 12.5 Ft.	Spoon Refusal 12.5 Ft.

EASTMAN KODAK COMPANY	**Subsurface Boring Log**	Boring Name/Location: **B01HEB12ASW04202004** Page: 1 of 1

Project: Hawkeye Phase II Project Number:
Park Station/Plant Location: Hawkeye

Start Date: 4/18/2004
Finish Date: 4/18/2004

DRILLING DATA

Consultant:	Leader Professional Services, Inc.
Contractor:	Nothnagle Drilling
Equipment:	CME 55
Method:	Hollow Stem Augers

SAMPLING METHODS

	Sampler	Tube	Core
Type:	Split Spoon		
Diameter:	3-in.		
Other:			

WELL CONSTRUCTION

	Riser	Screen
Material:	N/A	N/A
Diameter (ID):		
Coupling:		

WELL DEVELOPMENT

Method:
Duration:
Gals. Purged:
Slug Test:
(cm/sec) (Average Value)

SURVEY DATA KP DATUM

Grade: 456.1 AMSL
TWC:
TCB:
North: 1160765.859
East: 1403467.394

Geophysical Log: None
Comments: None

Depth (feet)	WELL CONSTRUCTION	Soil/Rock Samp. No. / Run No.	Blow 6/in. / Hydraul. Cond. cm/sec	% Rec.	USCS / % RQD	OVM back.	VISUAL CLASSIFICATION	REMARKS
2	OVERBURDEN; 8 in. DIAMETER BOREHOLE; DRILL CUTTINGS	1	6-4	80	SM	0	0-1 Ft. Asphalt 1-2 Ft. Black Sand and cinder, Fill.	Gamma Reading micro-R/hr. (uR/Hr) 7 uR/Hr
4		2	2-5 4-4	100	CL	0	2-4 Ft. Brown Clay, llittle Silt and Sand, shattered rock, Fill.	6 uR/Hr
6		3	15-15 18-10	100	CL	0	4-6 FT. Brown Silt and Clay, with shattered rock, Fill.	Sample for Thorium, moisture 10 uR/Hr
8		4	10-15 18-20	100	ML	0	6-8 Ft. Brown Silt and Clay, with shattered rock, Fill.	10 uR/Hr
		5	11-37 100/.2	100	ML	0	8-9.2 Ft. Brown Silt, some weathered rock moist.	Sample for 8260 VOC, 8270 SVOCs, Metals
10	End of Borehole 9.2 Ft.						Top of Bedrock 9.2 Ft.	Spoon Refusal 9.2 Ft.
12								
13								

EASTMAN KODAK COMPANY	**Subsurface Boring Log**	Boring Name/Location: **B01HEPL504172004** Page: 1 of 1

Project: Hawkeye Phase II Project Number:
Park Station/Plant Location: Hawkeye

Start Date: 4/17/2004
Finish Date: 4/17/2004

DRILLING DATA

Consultant:	Leader Professional Services, Inc.
Contractor:	Nothnagle Drilling
Equipment:	CME 55
Method:	Hollow Stem Augers

SAMPLING METHODS

	Sampler	Tube	Core
Type:	Split Spoon		
Diameter:	3-in.		
Other:			

WELL CONSTRUCTION

	Riser	Screen
Material:	N/A	N/A
Diameter (ID):		
Coupling:		

WELL DEVELOPMENT

Method:
Duration:
Gals. Purged:
Slug Test:
(cm/sec) (Average Value)

SURVEY DATA KP DATUM

Grade: 466.8 AMSL
TWC:
TCB:
North: 1160236.101
East: 1403774.6360

Geophysical Log: None
Comments: None

Depth (feet)	WELL CONSTRUCTION	Soil/Rock Samp. No. / Run No.	SAMPLE DATA Blow 6/in. / Hydraul. Cond. cm/sec	% Rec.	USCS / % RQD	OVM back.	VISUAL CLASSIFICATION	REMARKS
0.5	OVERBURDEN; 8 in. DIAMETER BOREHOLE; DRILL CUTTINGS	1	9 / 9-6	100	GP	0	0-0.5 Ft. Asphalt 0.5-2 Ft. Gray, Gravel, little Sand and Silt, moist.	Gamma Reading micro-R/hr. (uR/Hr) 5 uR/Hr
2		2	5-5 / 31-35	25	SM	0	2-4 Ft. Gray, Gravel grading to fine Sand little Silt and Clay.	5 uR/Hr
4		3	14-20 / 17-14	100	ML	0	4-6 Ft. Brown Silt, fine Sand, grading to coarse Sand and occ. Gravel.	uR/Hr
6		4	11-20 / 16-16	80	ML	0	6-8 Ft. Brown Silt, fine Sand, Gravel, moist to wet.	6 uR/Hr
8		5	3-9 / 10-10	100	ML	0	8-10 Ft. Brown, Silt, Sand, Gravel, dense, wet.	6 uR/Hr
10		6	6-15 / 16-19	100	SM	0	10-12 Ft. Brown Sand and Gravel, Silt lenses, wet.	10-12 Ft. Sample Analyzed 8260 VOC 8270 SVOC, Metals 6 uR/Hr
12		7	37-100/.5	50	GM	0	12-12.5 Ft. Black Shale fragment, wet.	5 uR/Hr
13	End of Borehole 12.5 Ft. BGS						Top of Bedrock 12.5 Ft.	Spoon Refusal 12.5 Ft.

EASTMAN KODAK COMPANY	**Subsurface Boring Log**	Boring Name/Location: **B02HEPL504172004** Page: 1 of 1

Project: Hawkeye Phase II Project Number:
Park Station/Plant Location: Hawkeye

Start Date: 4/17/2004
Finish Date: 4/17/2004

DRILLING DATA	
Consultant:	Leader Professional Services, Inc.
Contractor:	Nothnagle Drilling
Equipment:	CME 55
Method:	Hollow Stem Augers

SAMPLING METHODS	Sampler	Tube	Core
Type:	Split Spoon		
Diameter:	3-in.		
Other:			

WELL CONSTRUCTION	Riser	Screen
Material:	N/A	N/A
Diameter (ID):		
Coupling:		

WELL DEVELOPMENT	
Method:	
Duration:	
Gals. Purged:	
Slug Test: (cm/sec) (Average Value)	

SURVEY DATA KP DATUM	
Grade:	467.2 AMSL
TWC:	
TCB:	
North:	1160211.226
East:	1403783.682

Geophysical Log: None
Comments: None

Depth (feet)	WELL CONSTRUCTION	Soil/Rock Samp. No. / Run No.	SAMPLE DATA Blow 6/in. / Hydraul. Cond. cm/sec	% Rec.	USCS / % RQD	OVM back.	VISUAL CLASSIFICATION	REMARKS
0.5	OVERBURDEN; 8 IN. DIAMETER BOREHOLE	1	7 / 7-5	75	GP	0	0-0.5 Ft. Asphalt 0.5-2 Ft. Gray, Gravel, little Sand and Silt, moist.	Gamma Reading micro-R/hr. (uR/Hr) 5 uR/Hr
2		2	3-2 / 5-2	50	GP	0	2-4 Ft. Gray, Gravel, little Sand and Silt, moist.	5 uR/Hr
4		3	3-10 / 100/.1	100	GP	0	4-5.1 Ft. Gray, Gravel, little Sand and Silt. Spoon Refusal on Concrete	4 uR/Hr
6							6-8 ft. Auger out of concrete at approx. 7.5 Ft. Auger to 8 Ft.	Sample for 8260 VOC, 8720 SVOC, Metals
8		4	8-14 / 19-20	100	ML	0	8-10 Ft. Brown, Silt, little sand, gravel, clay, grading to Brown and Gray Silt.	5 uR/Hr
10	DRILL CUTTINGS	5	11-12 / 12-14	90	ML	0	10-12 Ft. Brown Silt with disturbed lenses of Sand little Gravel, dense, wet.	5 UR/Hr
12		6	100/.3	100	GP	0	12-12.3 Ft. Brown Black Shale fragment.	Spoon Refusal on Bedrock 12.3 Ft.
13	End of Borehole 12.3 Ft. BGS						Top of Bedrock 12.3 Ft.	

EASTMAN KODAK COMPANY	**Subsurface Boring Log**	Boring Name/Location: **B01HEPL204182004** Page: 1 of 1

Project: Hawkeye Phase II Project Number:
Park Station/Plant Location: Hawkeye

Start Date: 4/18/2004
Finish Date: 4/18/2004

DRILLING DATA

Consultant:	Leader Professional Services, Inc.
Contractor:	Nothnagle Drilling
Equipment:	CME 55
Method:	Hollow Stem Augers

SAMPLING METHODS

	Sampler	Tube	Core
Type:	Split Spoon		
Diameter:	3-in.		
Other:			

WELL CONSTRUCTION

	Riser	Screen
Material:	N/A	N/A
Diameter (ID):		
Coupling:		

WELL DEVELOPMENT
Method:
Duration:
Gals. Purged:
Slug Test:
(cm/sec) (Average Value)

SURVEY DATA KP DATUM
Grade: 456.8 AMSL
TWC:
TCB:
North: 1161095.581
East: 1403752.894

Geophysical Log: None
Comments: None

Depth (feet)	WELL CONSTRUCTION	Soil/Rock Samp. No. / Run No.	Blow 6/in. / Hydraul. Cond. cm/sec	% Rec.	USCS / % RQD	OVM back.	VISUAL CLASSIFICATION	REMARKS
0.5	OVERBURDEN; 8 in. DIAMETER BOREHOLE; DRILL CUTTINGS	1	12 / 13-7	75	GP	0	0-0.5 Ft. Asphalt 0.5-2 Ft. Gray, Gravel, with brick and concrete pieces.	Gamma Reading micro-R/hr. (uR/Hr) 7 uR/Hr
2		2	10-13 / 33-10	80	SM	0	2-4 Ft. Gray Sand little Silt grading to Silt dense and dry.	6 uR/Hr
4		3	7-14 / 29-46	100	ML	0	4-6 Ft. Brown Silt, some fine Sand, grading soil cracks with Sand filling, occ. Gravel, dry, dense.	6 uR/Hr
6		4	28-36 / 33-35	80	ML	0	6-8 Ft. Brown Silt, with vertical soil cracks Sand filling, Shale fragments, dry.	5 uR/Hr
8		5	100/.5	100	ML	0	8-8.5 Ft. Brown Silt, with Shale fragments dense, dry.	Spoon Refusal 8-8.5 Ft. Sample for 8260 VOC, 8270 SVOC, metals 5 uR/Hr

End of Borehole 8.5 Ft. BGS

EASTMAN KODAK COMPANY	**Subsurface Boring Log**	Boring Name/Location: **B02HEPL204182004** Page: 1 of 1

Project: Hawkeye Phase II Project Number:
Park Station/Plant Location: Hawkeye

Start Date: 4/18/2004
Finish Date: 4/18/2004

DRILLING DATA

Consultant:	Leader Professional Services, Inc.
Contractor:	Nothnagle Drilling
Equipment:	CME 55
Method:	Hollow Stem Augers

SAMPLING METHODS

	Sampler	Tube	Core
Type:	Split Spoon		
Diameter:	3-in.		
Other:			

WELL CONSTRUCTION

	Riser	Screen
Material:	N/A	N/A
Diameter (ID):		
Coupling:		

WELL DEVELOPMENT

Method:
Duration:
Gals. Purged:
Slug Test:
(cm/sec) (Average Value)

SURVEY DATA KP DATUM

Grade: 456.5 AMSL
TWC:
TCB:
North: 1161161.749
East: 1403725.433

Geophysical Log: None
Comments: None

Depth (feet)	WELL CONSTRUCTION	Soil/Rock Samp. No. / Run No.	SAMPLE DATA Blow 6/in. / Hydraul. Cond. cm/sec	% Rec.	USCS / % RQD	OVM back.	VISUAL CLASSIFICATION	REMARKS
0.5–2	OVERBURDEN; 8 in. DIAMETER BOREHOLE; DRILL CUTTINGS	1	19 / 20-20	80	GP	0	0-0.5ft. Asphalt 0.5-2 ft. Gray, Gravel and Sand, brick and concrete pieces.	Gamma Reading micro-R/hr. (uR/Hr) 5 uR/Hr
2–4		2	15-15 / 16-16	80	SM	0	2-4 Ft. Gray Cinders to 3 Ft. change to Brown Sand, dense, dry.	5 uR/Hr
4–6		3	5-7 / 7-12	100	SM	0	4-6 Ft. Brown Sand, with seams of Silt and Clay, moist to wet.	Sample for 8260 VOC, 8270 SVOC, Metals 6 uR/Hr
6–8		4	12-16 / 16-20	100	ML	0	6-8 Ft. Brown Sand with seams of Silt, Silt and Clay with little Sand at 8 Ft. wet.	5 uR/Hr
8–9.2		5	4-8 / 100/.2	100	ML	0	8-9.2 Ft. Brown Silt and Clay, with Shale fragments, wet.	Spoon refusal 9.2 Ft. uR/Hr
9.2	End of Borehole 9.2 Ft. BGS.						Top of Bedrock 9.2 Ft.	

Depth (feet): 0.5, 2, 4, 6, 8, 10, 12, 13

EASTMAN KODAK COMPANY	**Subsurface Boring Log**	Boring Name/Location: **B03HEPL204182004** Page: 1 of 1

Project: Hawkeye Phase II Project Number:
Park Station/Plant Location: Hawkeye

Start Date: 4/18/2004
Finish Date: 4/18/2004

DRILLING DATA		SAMPLING METHODS	Sampler	Tube	Core
Consultant:	Leader Professional Services, Inc.				
Contractor:	Nothnagle Drilling	Type:	Split Spoon		
Equipment:	CME 55	Diameter:	3-in.		
Method:	Hollow Stem Augers	Other:			

WELL CONSTRUCTION	Riser	Screen
Material:	N/A	N/A
Diameter (ID):		
Coupling:		

WELL DEVELOPMENT	SURVEY DATA KP DATUM	
Method:	Grade:	455.2 AMSL
Duration:	TWC:	
Gals. Purged:	TCB:	
Slug Test:	North:	1161151.8
(cm/sec) (Average Value)	East:	1403655.978

Geophysical Log: None
Comments: None

Depth (feet)	WELL CONSTRUCTION	Soil/Rock Samp. No. / Run No.	SAMPLE DATA Blow 6/in. / Hydraul. Cond. cm/sec	% Rec.	USCS / % RQD	OVM back.	VISUAL CLASSIFICATION	REMARKS
0.5	OVERBURDEN; 8-in. BOREHOLE; DRILL CUTTINGS	1	14 20-20	100	SM	0	0-0.5 Ft. Asphalt 0.5-2 Ft. Sand, Cinder, concrete and brick, dense, dry.	Gamma Reading micro-R/hr. (uR/Hr) 6 uR/Hr
2		2	26-23 16-14	100	SM	0	2-4 Ft. Gray Cinders to 3 Ft. change to Brown Sand trace Silt, damp.	6 uR/Hr
4		3	5-7 7-9	100	SM	0	4-6 Ft. Brown Sand changes to Clay little Sand, occ. Gravel, slightly plastic damp to moist.	6 uR/Hr
6		4	9-13 13-18	80	ML	0	6-8 Ft. Brown Silt fine Sand, occ. Clay seams, some Clay filling cracks, dry.	Sample 6-8 Ft. for 8260 VOC, 8270 SVOC, Metals 5 uR/Hr
8		5	100/.3	100	GM	0	Brown Shale Fragments.	5 uR/Hr
	End of Boring 8.3 Ft. BGS						Top of Rock 8.3 Ft.	Spoon Refusal 8.3 Ft.
10								
12								
13								

EASTMAN KODAK COMPANY	Subsurface Boring Log	Boring Name/Location: B01HEPL1104192004 Page: 1 of 1

Project: Hawkeye Phase II Project Number:
Park Station/Plant Location: Hawkeye

Start Date: 4/19/2004
Finish Date: 4/19/2004

DRILLING DATA

Consultant:	Leader Professional Services, Inc.
Contractor:	Nothnagle Drilling
Equipment:	CME 55
Method:	Hollow Stem Augers

SAMPLING METHODS

	Sampler	Tube	Core
Type:	Split Spoon		
Diameter:	3-in.		
Other:			

WELL CONSTRUCTION

	Riser	Screen
Material:	NA	NA
Diameter (ID):		
Coupling:		

WELL DEVELOPMENT

Method:
Duration:
Gals. Purged:
Slug Test:
(cm/sec) (Average Value)

SURVEY DATA KP DATUM

Grade:	468.3 AMSL
TWC:	
TCB:	
North:	1160628.589
East:	1403949.128

Geophysical Log: None
Comments: None

Depth (feet)	WELL CONSTRUCTION	Soil/Rock Samp. No. / Run No.	SAMPLE DATA Blow 6/in. / Hydraul. Cond. cm/sec	% Rec. / % Rec.	USCS / % RQD	OVM back.	VISUAL CLASSIFICATION	REMARKS
	OVERBURDEN; 8 in. DIAMETER BOREHOLE; DRILL CUTTINGS	1	3 3-7	100	SP	0	0 - .5 Ft Asphalt Changing to brown Sand little to trace fine Gravel, damp	Gamma Reading micro-R/hr. (uR/Hr) 5 uR/Hr
2		2	5-5 4-3	80	SP	0	2 - 4 Ft. Brown Sand, little Silt, dry	5 uR/Hr
4		3	1-3 6-7	70	SP	0	4 -6 Ft. Brown Gravel some Sand Wet.	5 uR/Hr
6		4	10-13 20-21	100	SP	52	6- 8 Ft. Brown Sand little Silt, staining at 7ft. Sand occ. Gravel.	SAMPLE 6-8 Ft. FOR 8260 VOC, 8270 SVOC, METALS 6 uR/Hr
8		5	18-29 33-34	100	SP	0.5	8 - 10 Ft. Brown Sand, trace Silt, wet	7 uR/Hr
10		6	13-38 48-48	100	SP	0	10 - 12 Ft. Brown Sand, large Gravel, trace Silt moist.	6 uR/Hr
12		7	54-60 63-68	100	SM	0	12 - 14 Ft. Brown Sand some Silt, till, wet.	6 uR/Hr
14	End of Borehole 14 Ft. BGS							
16								
18								
20								
22								

LaBella Associates, D.P.C.
300 State Street

Rochester, New York 14614

Appendix 7

Remedial Action Plan- Former Cumberland Farms Station #V1470/1470, 1365 Saint Paul Street

Groundwater & Environmental Services, Inc.

EASTERN NEW YORK OFFICE

February 22, 2016

Mr. David Dake
New York State Department of
Environmental Conservation - Region 8
6274 Avon-Lima Road
Avon, New York 14414-9516

Re: Remedial Action Plan
Former Cumberland Farms Station #V1470/1470
1365 Saint Paul Street
Rochester, New York
NYSDEC Spill #97-08387

Dear Mr. Dake:

Please find the enclosed *Remedial Action Plan* prepared by Groundwater & Environmental Services, Inc. (GES), on behalf of Cumberland Farms, Inc (CFI), for the former Cumberland Farms Station #V1470/1470 located at 1365 Saint Paul Street, Rochester, New York (the Site). Should you have any questions or comments regarding the information provided herein, please contact Dennis G. Shin at (800)360-9405, extension 4333.

Respectfully Submitted,
Groundwater & Environmental Services, Inc.

Philip Doria
Junior Environmental Scientist

Dennis G. Shin, P.E.
Senior Project Manager

Enclosure

cc: Chris Johnson, Cumberland Farms, Inc.

REMEDIAL ACTION PLAN

Former Cumberland Farms Station #V1470/1470
1365 Saint Paul Street
Rochester, New York
NYSDEC Spill #97-08387

Prepared for:

Cumberland Farms, Inc.
Business Support Campus
100 Crossing Boulevard
Framingham, Massachusetts 01702

Prepared by:

Groundwater and Environmental Services, Inc.
89 Cabot Court, Suite A
Hauppauge, New York

February 2016

REMEDIAL ACTION PLAN

Former Cumberland Farms Station #V1470/1470
1365 Saint Paul Street
Rochester, New York
NYSDEC Spill #97-08387

Prepared for:

Cumberland Farms, Inc.
Business Support Campus
100 Crossing Boulevard
Framingham, Massachusetts 01702

February 2016

Prepared by:

Philip Doria
Junior Environmental Scientist

Reviewed by:

Dennis G. Shin, P.E.
Senior Project Manager

TABLE OF CONTENTS

EXECUTIVE SUMMARY **2**

1.0 INTRODUCTION **2**

2.0 SITE CONCEPTUAL MODEL **2**

2.1 Historic Spill Information 2
2.2 Current Site Use 2
2.3 Geology 3
2.4 Hydrogeology 3
2.5 Hydrocarbon Impacts 4
2.5.1 Liquid Phase Hydrocarbon Impact *4*
2.5.2 Soil Quality *4*
2.5.3 Groundwater Quality *4*
2.5.4 Source Area & Plume Migration Evaluation *5*
2.6 Site Clean-up Objectives 5

3.0 REMEDIAL ACTION PLAN **5**

3.1 Excavation 6
3.2 Waste Disposal 6
3.3 Backfill and Restoration 6
3.4 Natural Attenuation Enhancement 7
3.5 Post-Excavation Sampling 7
3.6 Reporting 7

4.0 IMPLEMENTATION SCHEDULE **7**

Figures
Figure 1 Site Location Map
Figure 2 Site Map
Figure 3 Groundwater Monitoring Map – December 10, 2015
Figure 4 Historical Soil Analytical Data Map
Figure 5 Excavation Areas Map

Tables
Table 1 Historical Soil Analytical Data – VOCs
Table 2 Historical Groundwater Monitoring Summary

Appendices
Appendix A Site History
Appendix B Boring Logs

EXECUTIVE SUMMARY

Groundwater & Environmental Services, Inc. (GES), on behalf Cumberland Farms, Inc. (CFI), has prepared this Remedial Action Plan (RAP) for the Former Cumberland Farms #V1470/1470 located at 1365 Saint Paul Street, Rochester, New York (the Site). This report summarizes hydrocarbon impacts remaining on-Site and proposes a plan for remedial action at the Site.

The Site formerly operated as a Cumberland Farms, Inc. until approximately 1991 when the Site was divested. The property is a former parking lot for Kodak and is located in a mixed commercial and residential area of Rochester, New York. The New York State Department of Environmental Conservation (NYSDEC) assigned Spill #97-08387 to the Site in 1997 as a result of human error.

1.0 INTRODUCTION

Groundwater & Environmental Services, Inc. (GES), on behalf of Cumberland Farms, Inc. (CFI) has prepared this Remedial Action Plan (RAP) for the former Cumberland Farms Station #V1470/1470 located at 1365 Saint Paul Street, Rochester, New York (the Site). This report outlines the following information to document Site conditions and the remedial plan to achieve closure of the New York State Department of Environmental Conservation (NYSDEC) Spill #97-08387:

- Site Conceptual Model;
- Remedial History;
- Remedial Action Plan; and,
- Implementation Schedule.

2.0 SITE CONCEPTUAL MODEL

A discussion of the Site conceptual model (SCM) based on the available information is presented below.

2.1 Historic Spill Information

Based on the NYSDEC spills database, there is one (1) spill that was assigned to the Site by the NYSDEC. Details are provided below:

- NYSDEC Spill #97-08387 was assigned to the Site on October 17, 1997 due to five (5) gallons of #2 fuel oil was released into the soil due to human error. The Spill remains open.

2.2 Current Site Use

The Site is a former Cumberland Farms service station located at 1365 Saint Paul Street, Rochester, New York. The Site was operated as a gasoline refueling station and automobile repair facility prior to 1991. The Cumberland Farms service station operated until approximately 1991 when CFI divested the subject property. A Site Location Map is presented as **Figure 1** and a Site Map is presented as **Figure 2**.

The property has an impermeable cap consisting predominantly of asphalt and concrete. The Site is currently operated a parking lot for Kodak .The Site is located in a mixed commercial and residential use area. Properties immediately surrounding the Site include:

- North: Commercial parking lot and residential buildings;
- East: Residential buildings;
- South: Residential buildings; and,
- West: Commercial parking lot and the Genesee River beyond.

2.3 Geology

Based on a review of available boring log data, non-native sediments (i.e., fill material) extend from grade to approximately 3 feet below ground surface (bgs). The fill material in these locations consists of a mixture of medium to fine sand and angular gravels. Native sediments are present below these zones of fill material and appear to consist generally of silty sand, pebbles and small cobble layers from below the fill to approximately 3 to 7 feet bgs and tightly packed silt, clay and weathered bedrock from 7 to 13 feet bgs. Refusal was encountered from 11to 14 feet bgs.

2.4 Hydrogeology

Routine groundwater monitoring has been conducted at the Site since 2004. Based on the historical groundwater data, a summary of the Site hydrogeology has been provided below.

Average Groundwater Depth[1]:	Approximately 6.60 feet below top of casing (TOC)	
Groundwater Fluctuations:	Average rise of 1.78 feet Average fall of 0.52 feet	
Historical Groundwater Flow:	Predominately to the northwest (based on 34 sampling events)	
Estimated Hydraulic Gradient[2]:	Approximately 0.052 feet per foot (ft/ft)	
Vertical Profile:	Vadose zone:	Grade to approximately 4 feet bgs
	Smear zone:	Approximately 4 to 7 feet bgs
	Saturated zone:	Beyond 7 feet bgs

[1] Based on measurements collected between July 2004 and December 2015 for the current and historical Site well network.
[2] Based on measurements of monitoring wells MW-1 though MW-8 on December 10, 2015.

A map depicting the groundwater flow direction both historically (34 measurements) and as of December 2015 is provided as **Figure 3**.

2.5 Hydrocarbon Impacts

2.5.1 Liquid Phase Hydrocarbon Impact

Currently, liquid phase hydrocarbons (LPH) are not present in any monitoring wells associated with the Site. LPH has not been detected throughout the monitoring period of November 2004 to December 2015.

2.5.2 Soil Quality

Based on historical soil analytical and field screening data, adsorbed-phase petroleum impacts are documented primarily at two (2) locations: in the northern / northwestern and eastern portions of the Site in the proximity of the former gasoline UST field and the former dispenser islands, respectively. Specifically, petroleum impacted soil was detected above the NYSDEC CP-51 Soil Cleanup Levels (SCLs) in the following locations:

- Vadose/ Smear Zone: Historically, vadose/ smear zone impacts were identified in 2009 from 3 to 7 feet bgs at two (2) soil boring locations (GP-3 and GP-5) in the area of the former UST field and the dispenser islands. In the vadose zone, the maximum concentration of total NYSDEC CP-51 listed volatile organic compounds (VOCs) was reported at 388,510 micrograms per kilogram (µg/kg) in a soil sample collected from GP-3 at 3-7 ft bgs.

- Saturated Zone: The majority of the absorbed-phase impacts are confined to the saturated zone. Saturated soil impacts extend vertically to a depth of approximately 12 ft bgs in three (3) areas of the Site:
    - Two (2) locations within the vicinity of former UST field in the north/ northwest portion of the Site. The highest total NYSDEC CP-51 listed VOCs concentrations amongst soil samples collected from the saturated zone was at GP-9 at 7-11 ft bgs with a concentration of 1,623,510 µg/kg.

    - One (1) location in the area of the former dispenser islands on the eastern portion of the site. The highest total NYSDEC CP-51 listed VOC concentrations amongst soil samples collected from the saturated zone was at GP-5 at 11-12 ft bgs with a concentration of 296,510 µg/kg.

A Historic Soil Analytical Data Map is provided as **Figure 4** and historic concentrations of adsorbed-phase hydrocarbons are summarized in **Table 1**.

2.5.3 Groundwater Quality

Groundwater constituents of concern (COCs) at the Site consist primarily of total benzene, toluene, ethylbenzene, and total xylenes (BTEX) constituents. Methyl tertiary butyl ether (MTBE) is of less concern as concentrations are below the laboratory detection limits (non-detect). The historic and current area of concern (AOC) for groundwater at the Site is limited to the areas the vicinity of monitoring wells MW-2 and MW-5.

Below is a summary of groundwater quality at the Site as of December 2015:

Groundwater Depth:	4.70 (MW-8) to 6.92 (MW-6) feet below TOC
Groundwater Flow:	On-Site: Northwesterly
Maximum Groundwater Analytical Results:	BTEX: 8,465 µg/L at monitoring well MW-2 Benzene: 3,200 µg/L at monitoring well MW-5 MTBE: BDL at the wells sampled

Historical groundwater monitoring data is provided in **Table 2**. A map depicting the December 2015 groundwater sampling results and flow direction at the Site is included as **Figure 3**.

2.5.4 Source Area & Plume Migration Evaluation

Based on available Site data, the primary source area is likely the former UST field and the former dispenser islands. The primary source areas (UST field and dispenser islands) at the Site have been removed. Therefore, the adsorbed-phase impacts present at the Site are acting as the continuing source of impact to groundwater at the Site.

Monitoring wells MW-1, MW-3, and MW-4 which are located down gradient; MW-6 which is located up gradient; and MW-7, and MW-8 which are located cross gradient exhibit concentrations of dissolved-phase BTEX impacts generally below 500 µg/L. MW-2 and MW-5 located in the middle of the Site exhibit concentrations of dissolved-phase BTEX impacts in the 8,000 µg/L range.

Although there is likely a continuing source to groundwater impacts at the Site, the dissolved-phase plume appears to be stable and is not migrating off-Site.

2.6 Site Clean-up Objectives

In order to achieve regulatory closure of the open spill case at the Site, remedial clean-up objectives at the Site include the following:

- Remediate the primary adsorbed-phase petroleum impacts source areas (the former UST field and the former dispenser islands);
- Demonstrate post-remediation decreasing or stable dissolved-phase BTEX trends at monitoring well locations; and,
- Demonstrate that petroleum constituents in the saturated soil have diminished over time through excavation or degradation through natural attenuation.

3.0 REMEDIAL ACTION PLAN

In an attempt to remediate the hydrocarbon impacts remaining on-Site, a plan for remedial action at the Site is presented below.

3.1 Excavation

Excavation is proposed as an aggressive approach to remediate the hydrocarbon impacts remaining on-Site. Two (2) excavation areas are proposed in the northern / northwestern and eastern portions of the Site in the proximity of the former gasoline UST field and the former dispenser islands, respectively.

The proposed limits of excavation are depicted on **Figure 5**. The excavation areas are estimated at 60 feet by 30 feet and 30 feet by 30 feet and will be completed to a maximum depth of approximately 12 feet below grade. Impacted soils are known to exist from approximately three to 12 feet below grade. The top three feet of soil is anticipated to be excavated, field screened with a photo-ionization detector (PID), and utilized as backfill, if deemed clean.

The total volume of material to be excavated is approximately 1,200 cubic yards. However, approximately 25% of the total (300 cubic yards) will be re-used as backfill, as possible. The other 75% (900 cubic yards) will be stockpiled and transported for off-Site disposal as impacted material. The excavated material will be field screened on-Site for the presence of total VOCs utilizing a PID equipped with a 10.6 electron volt (eV) lamp. Excavated material with PID readings greater than 75 parts per million volume (ppmv) will be deemed impacted and segregated off-Site disposal.

Groundwater is anticipated to be encountered at approximately 4 to 7 feet below grade, however dewatering is not planned. The work is planned to be initiated in Fall 2016 in order to take advantage of a deeper water table. It is anticipated that impacted soil will be excavated approximately seven feet into the water table. Saturated soils will be staged on-Site for approximately 24-hours prior to load out in an attempt to allow the material to dry.

3.2 Waste Disposal

The excavated soils deemed to be impacted will be stockpiled on-Site or directly loaded into dump trucks. Waste will be transported under appropriate Department of Transportation (DOT) guidelines and regulations to a licensed disposal facility. The manifests and disposal documentation will be included in a report following completion of the excavation activities.

3.3 Natural Attenuation Enhancement

To promote increased biodegradation of Site groundwater following source soil excavation, GES proposes utilizing MicroSorb®. Following completion of excavation to terminal depth, MicroSorb® SC powder will be spread on the bottom of the excavation.

Information on the mechanism of MicroSorb® powder from the MicroSorb website is as follows:

MicroSorb® SC is a consortium of over 2.5 trillion hydrocarbon digesting microbes per ounce contained in a bentonite clay carrier. MicroSorb® SC may be used in subsurface environments (soils and groundwater) to remove dissolved hydrocarbon and chlorinated solvents. Like all MicroSorb® microbes, water and oxygen must be present to allow the microbes to break down oils into carbon dioxide, water, and soluble fatty acids. However, MicroSorb® SC, because of its high microbe content and when used with MicroSorb® Biocatalyst, has the ability to attack hydrocarbons in oxygen limited environments (e.g.

below grade and in groundwater). As such, it augments natural biodegradation and significantly assists existing microbes in breaking down the contaminant. MicroSorb SC (90 billion per gram).

3.4 Backfill and Restoration

The excavation area will be backfilled to grade with clean fill material. The backfill material will be leveled with the excavation machinery then compacted in approximately one-foot lifts.

3.5 Post-Excavation Sampling

Prior to backfilling the excavation, a minimum of five (5) endpoint samples will be collected along the base of the excavation areas. In addition, minimum of ten (10) sidewall samples will be collected along the sidewalls of the excavation areas.

The post-excavation samples will be placed into a re-sealable plastic bag and, after allowing headspace to gather, will be field screened on-Site for the presence of total VOCs utilizing a PID. Visual or olfactory evidence of impacts will be documented. Samples will be delivered under chain-of-custody to a New York State certified laboratory for analysis of NYSDEC STARS Listed VOCs via USEPA Method 8260.

3.6 Reporting

Following completion of the excavation activities, an Excavation Summary Report will be prepared and submitted to the NYSDEC. The report will detail excavation activities and summarize soil sampling results.

4.0 IMPLEMENTATION SCHEDULE

In order to take advantage of the deeper water table, GES plans to initiate the excavation activities in Fall 2016, pending NYSDEC approval of this RAP and coordination with the Property Owner.

FIGURES

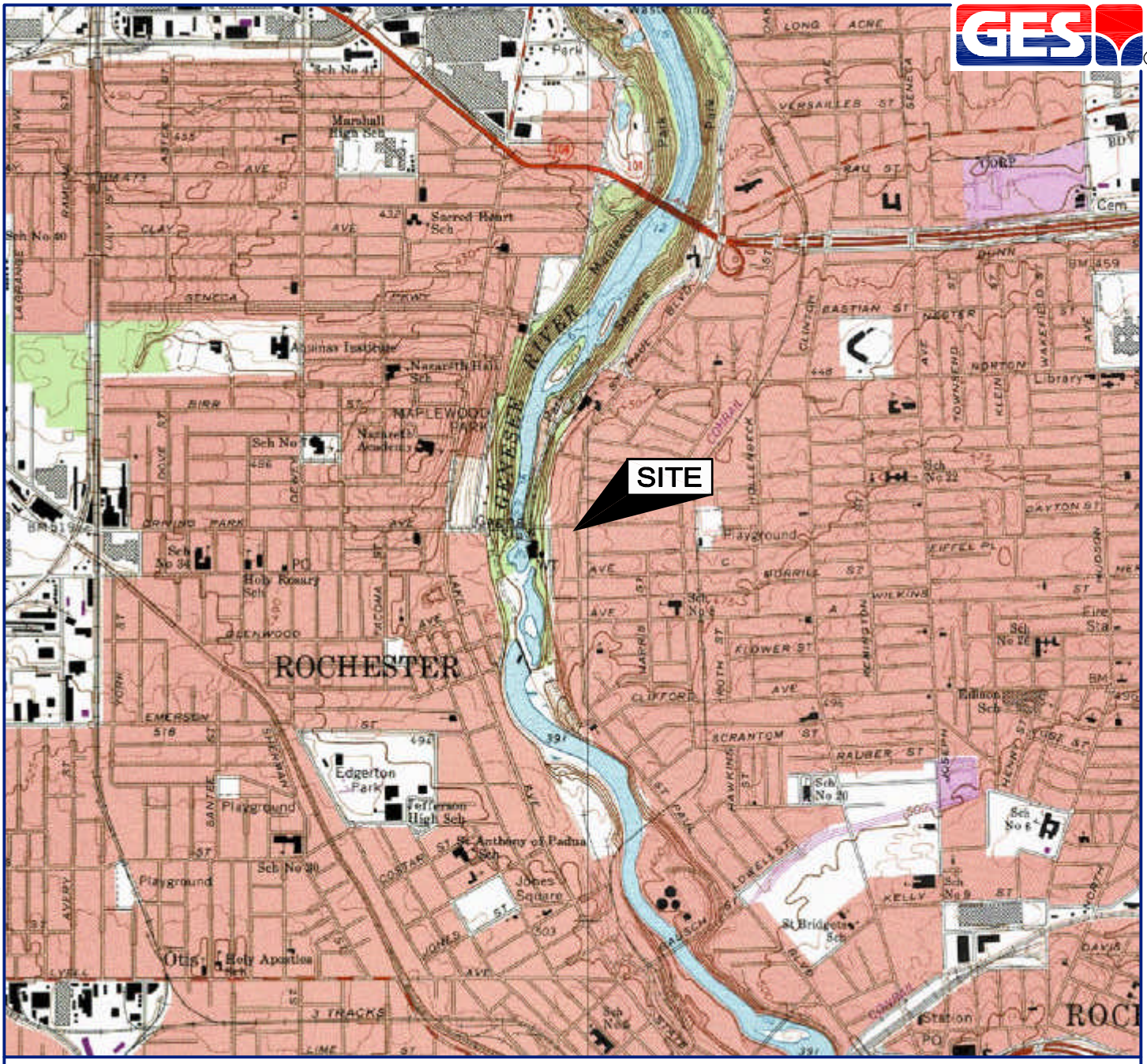

SOURCE: USGS 7.5 MINUTE SERIES
TOPOGRAPHIC QUADRANGLE 1978
ROCHESTER WEST, NEW YORK
CONTOUR INTERVAL = 5'

QUADRANGLE LOCATION

DRAFTED BY: E.M.E. (N.J.)	SITE LOCATION MAP
CHECKED BY: MJW	FORMER CUMBERLAND FARMS STATION #V1470/1470 1365 SAINT PAUL STREET ROCHESTER, NEW YORK
REVIEWED BY: DGS	Groundwater & Environmental Services, Inc. 70 JON BARRETT ROAD, SUITE B, PATTERSON, NY 12563
NORTH	SCALE IN FEET 0 2000 / DATE 8-11-11 / FIGURE 1

M:\Graphics\1100-Patterson-LHV\Cumberland Farms\1470 Rochester\1470 Rochester SLM.dwg, 8/11/2011 10:19:36 AM, EEdwards

LEGEND

— - - — PROPERTY BOUNDARY

—— x —— FENCE

MONITORING WELL

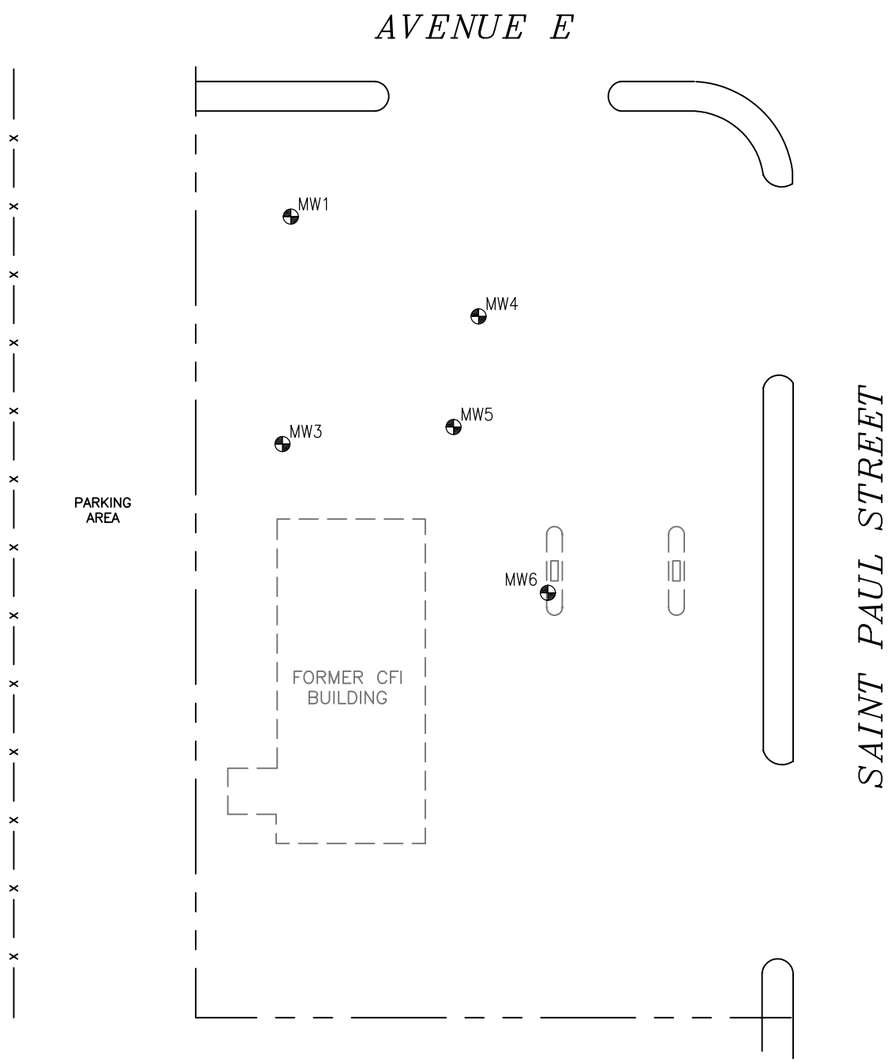

DRAFTED BY: B.C.S. (N.J.)	SITE MAP
CHECKED BY:	CUMBERLAND FARMS #1470 1365 ST. PAUL STREET ROCHESTER, NEW YORK
REVIEWED BY:	
NORTH	Groundwater & Environmental Services, Inc. 70 JON BARRETT ROAD, SUITE B, PATTERSON, NY 12563

SCALE IN FEET	DATE	FIGURE
0 APPROXIMATE 30	8-1-11	2

M:\Graphics\1100-Patterson-LHV\Cumberland Farms\1470 Rochester\1470 Rochester SM.dwg, BSilvestri

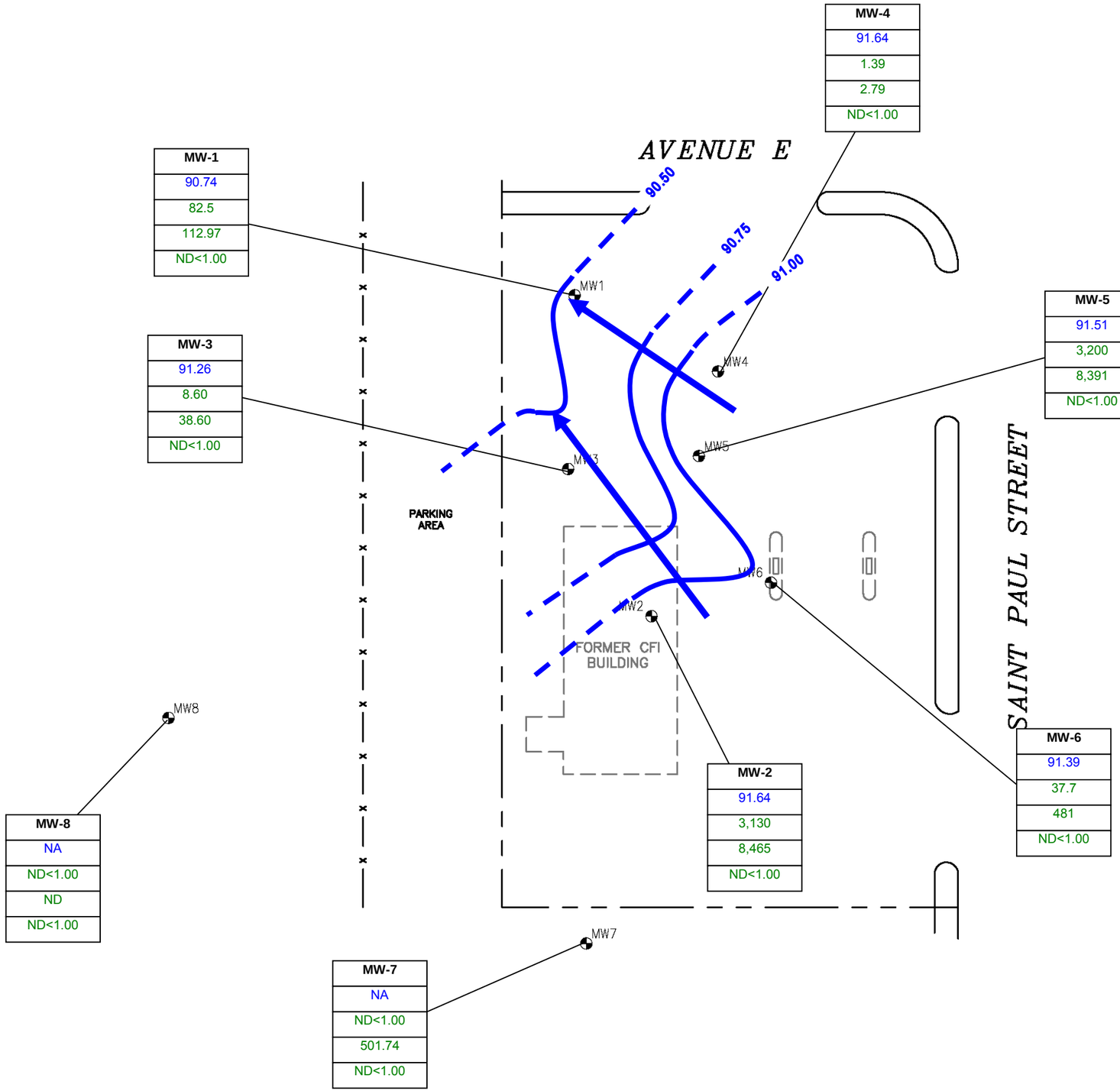

LEGEND

- PROPERTY BOUNDARY
- FENCE
- MONITORING WELL
- 92.00 GROUNDWATER ELEVATION (feet)
- GROUNDWATER CONTOUR (feet)
- INFERRED GROUNDWATER CONTOUR (feet)
- GROUNDWATER FLOW DIRECTION

MW-5	WELL IDENTIFICATION
91.51	GROUNDWATER ELEVATION (feet)
3,200	BENZENE CONCENTRATION (µg/L)
8,391	BTEX CONCENTRATION (µg/L)
ND<1.00	MTBE CONCENTRATION (µg/L)

NOTES

ND	-Not detected
µg/L	-Micrograms/liter
BDL	-Below detection limits
BTEX	-Benzene, toluene, ethylbenzene, and xylenes
MTBE	-Methyl tertiary butyl ether
ND	-Not Detected

Notes: MW-3 was not used in creating the groundwater contour map.

DRAFTED BY: P.D.	GROUNDWATER MONITORING MAP December 10, 2015
CHECKED BY: MJW	FORMER CUMBERLAND FARMS STATION #V1470/1470 1365 SAINT PAUL STREET ROCHESTER, NEW YORK 14621
REVIEWED BY: DGS	Groundwater & Environmental Services, Inc. 70 JON BARRETT ROAD, SUITE B, PATTERSON, NEW YORK 12563
NORTH	SCALE IN FEET: 0 Approximate 30 / DATE: 1-14-2014 / FIGURE: 3

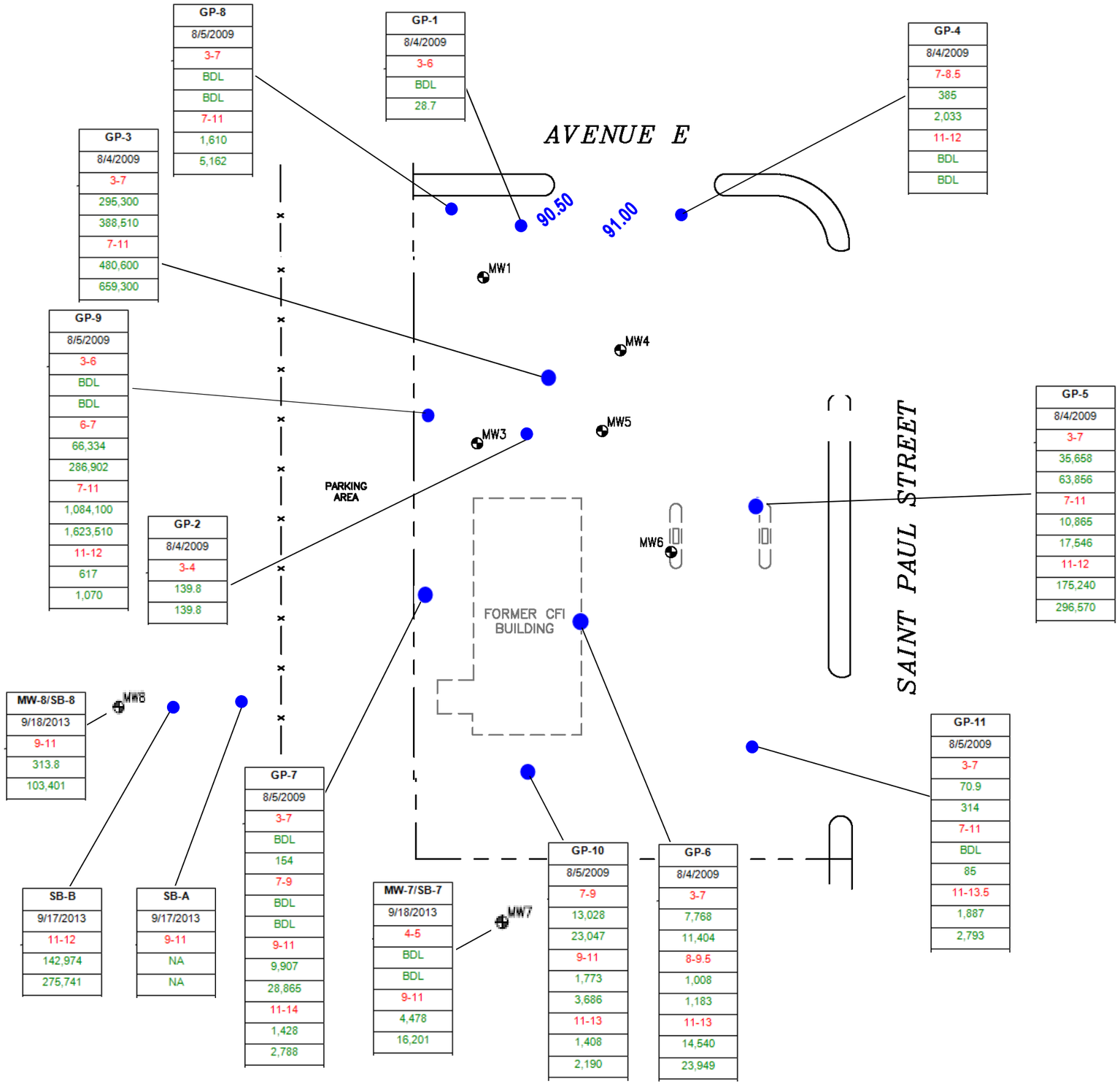

LEGEND

- PROPERTY BOUNDARY
- FENCE
- MONITORING WELL
- 92.00 GROUNDWATER ELEVATION (feet)
- GROUNDWATER CONTOUR (feet)
- GROUNDWATER FLOW DIRECTION

GP-1	
8/4/2009	Date
3-6	Depth (fbg)
BDL	BTEX (ug/kg)
28.7	TOTAL VOCs (ug/kg)

Soil Boring ID

- SOIL BORING LOCATIONS

Notes

ND	-Not detected
µg/kg	-Micrograms/ kilograms
BDL	-Below detection limits
BTEX	-Benzene, toluene, ethylbenzene, and xylenes
MTBE	-Methyl tertiary butyl ether
Total VOCs	-Sum of VOCs detected
NA	-Not Analyzed
BDL	-Below Detection Limit

*Soil Type appears to be Sand and Silt with some clay. PID hits are primarily near bottom and within the clay lithology.

** Water Table is approximately 5 to 6 fbg.

DRAFTED BY: P.D. (N.Y.)	Historical Soil Analytical Data Map
CHECKED BY: MER	Former Cumberland Farms Station #V1470 1365 Saint Paul St. Rochester, New York 14621
REVIEWED BY: PL	Groundwater & Environmental Services, Inc. 70 JON BARRETT ROAD, SUITE B, PATTERSON, NEW YORK 12563
NORTH	SCALE IN FEET: 0 Approximate 30 / DATE: 1-21-2016 / FIGURE: 4

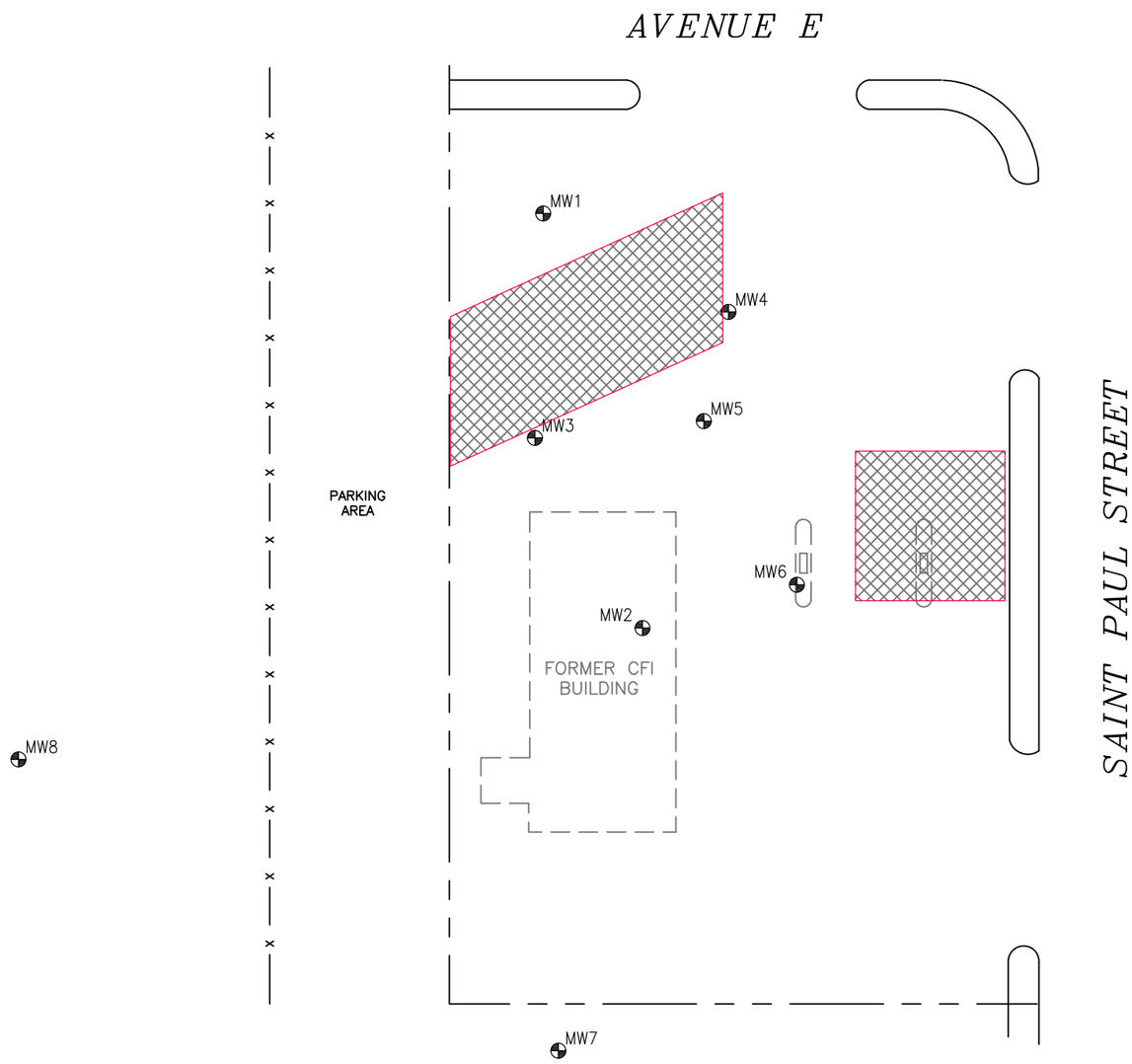

LEGEND

- PROPERTY BOUNDARY
- FENCE
- MONITORING WELL
- AREA OF EXCAVATION

DRAFTED BY: W.G.S. (N.J.)	EXCAVATION AREA MAP
CHECKED BY:	CUMBERLAND FARMS #1470 1365 ST. PAUL STREET ROCHESTER, NEW YORK
REVIEWED BY:	
NORTH	Groundwater & Environmental Services, Inc. 70 JON BARRETT ROAD, SUITE B, PATTERSON, NY 12563
	SCALE IN FEET: 0 APPROXIMATE 30 / DATE: 2-3-16 / FIGURE: 5

M:\Graphics\1100-Patterson-LHV\Cumberland Farms\1470 Rochester\1470 Rochester SM.dwg, B-30, WShea

TABLES

Table 1

HISTORICAL GROUNDWATER MONITORING SUMMARY

Former Cumberland Farms Station V1470/#1470
1365 St. Paul Street
Rochester, New York

Well	Date	Casing Elevation (ft)	Depth to Water (ft)	Water Elevation (ft)	Benzene (ug/L)	Toluene (ug/L)	Ethylbenzene (ug/L)	Xylenes, Total (ug/L)	Total BTEX (ug/L)	Isopropyl-benzene (ug/L)	n-Propyl-benzene (ug/L)	p-Isopropyl-toluene (ug/L)	1,2,4-TMB (ug/L)	1,3,5-TMB (ug/L)	n-Butyl-benzene (ug/L)	sec-Butyl-benzene (ug/L)	Naphthalene (ug/L)	tert-Butyl-benzene (ug/L)	MTBE (ug/L)	Total STARS (ug/L)
		NYSDEC TOGS 1.1.1 WQS			**1**	**5**	**5**	**5**	**NA**	**5**	**5**	**5**	**5**	**5**	**5**	**5**	**10**	**5**	**10**	**NA**
MW-1	04/30/2004	97.36	6.46	90.90	**1,300**	**2,700**	**1,400**	**3,280**	**8,680**	NA	NA	NA	NA	NA	NA	NA	NA	NA	ND < 100	**8,680**
	07/07/2004	97.36	7.01	90.35	**645**	**947**	**845**	**1,770**	**4,207**	NA	NA	NA	NA	NA	NA	NA	NA	NA	4.5	**4,207**
	10/12/2004	97.36	7.05	90.31	**47**	2.5	3.2	**8.3**	**61**	NA	NA	NA	NA	NA	NA	NA	NA	NA	ND < 1.0	**61**
	01/11/2005	97.36	6.42	90.94	**5.4**	4.2	0.81	**5.7**	**16.11**	NA	NA	NA	NA	NA	NA	NA	NA	NA	ND < 1.0	**16.11**
	04/13/2005	97.36	5.68	91.68	**6.5**	**14.4**	1.7	**19.0**	**41.6**	NA	NA	NA	NA	NA	NA	NA	NA	NA	ND < 1.0	**41.6**
	07/27/2005	97.36	7.15	90.21	**26.0**	**26.7**	**34.1**	**68.0**	**154.8**	NA	NA	NA	NA	NA	NA	NA	NA	NA	ND < 1.0	**154.8**
	10/05/2005	97.36	7.10	90.26	**8.6**	4.7	5.0	**11.1**	**29.4**	NA	NA	NA	NA	NA	NA	NA	NA	NA	ND < 1.0	**29.4**
	01/18/2006	97.36	6.43	90.93	**6.5**	**8.5**	**16.1**	**19.6**	**50.7**	NA	NA	NA	NA	NA	NA	NA	NA	NA	ND < 1.0	**50.7**
	04/05/2006	97.36	7.19	90.17	**37.0**	**194**	**60.4**	**235**	**526.4**	NA	NA	NA	NA	NA	NA	NA	NA	NA	ND < 1.0	**526.4**
	07/26/2006	97.36	5.50	91.86	**48.1**	**58.8**	**28.9**	**687**	**822.8**	NA	NA	NA	NA	NA	NA	NA	NA	NA	**2,290**	**822.8**
	10/18/2006	97.36	6.67	90.69	**90.0**	**187**	**157**	**223**	**657**	NA	NA	NA	NA	NA	NA	NA	NA	NA	ND < 1.0	**657**
	01/09/2007	97.36	6.65	90.71	**51.0**	**84.0**	**73.7**	**85.6**	**294.3**	NA	NA	NA	NA	NA	NA	NA	NA	NA	ND < 1.0	**294.3**
	04/11/2007	97.36	6.41	90.95	**138**	**969**	**322**	**1,140**	**2,569**	NA	NA	NA	NA	NA	NA	NA	NA	NA	0.80	**2,569**
	07/11/2007	97.36	6.92	90.44	**111**	**105**	**128**	**242**	**586**	NA	NA	NA	NA	NA	NA	NA	NA	NA	ND < 1.0	**586**
	10/24/2007	97.36	7.52	89.84	**319**	**915**	**349**	**620**	**2,203**	NA	NA	NA	NA	NA	NA	NA	NA	NA	**15.50**	**2,203**
	01/22/2008	97.36	6.39	90.97	**2.4**	**16.3**	**5.3**	**25.3**	**49.3**	NA	NA	NA	NA	NA	NA	NA	NA	NA	ND < 1.0	**49.3**
	04/02/2008	97.36	6.03	91.33	0.70	2.0	0.78	2.3	5.78	NA	NA	NA	NA	NA	NA	NA	NA	NA	ND < 1.0	**5.78**
	07/30/2008	97.36	7.33	90.03	**56.9**	**22.0**	**88.1**	ND < 5.0	**167**	NA	NA	NA	NA	NA	NA	NA	NA	NA	ND < 5.0	**167**
	10/09/2008	97.36	7.48	89.88	ND < 1.0	ND < 5.0	ND < 5.0	ND < 5.0	ND	NA	NA	NA	NA	NA	NA	NA	NA	NA	ND < 5.0	ND
	01/07/2009	97.36	6.13	91.23	ND < 1.0	ND < 5.0	ND < 5.0	ND < 5.0	ND	NA	NA	NA	NA	NA	NA	NA	NA	NA	ND < 5.0	ND
	04/08/2009	97.36	6.50	90.86	**62.9**	**495**	**125**	**349**	**1,032**	NA	NA	NA	NA	NA	NA	NA	NA	NA	ND < 5.0	**1,032**
	07/30/2009	97.36	6.96	90.40	ND < 2.0	ND < 2.0	ND < 2.0	**5.88**	**5.88**	NA	NA	NA	NA	NA	NA	NA	NA	NA	ND < 2.0	**5.88**
	10/07/2009	97.36	6.54	90.82	**91.9**	**276**	**196**	**362**	**925.9**	NA	NA	NA	NA	NA	NA	NA	NA	NA	ND < 2.0	**925.9**
	04/29/2010	97.36	7.00	90.36	**217**	**190**	**182**	**251**	**840**	4.43	**6.50**	ND < 1.00	**57.9**	3.93	ND < 1.00	ND < 1.00	**23.3**	ND < 1.00	2.49	**936.06**
	10/28/2010	97.36	7.13	90.23	**71.8**	**387**	**309**	**482**	**1,250**	**14.1**	**26.0**	ND < 1.00	**177**	**9.56**	ND < 1.00	ND < 1.00	**56.6**	ND < 1.00	ND < 1.00	**1,533**
	04/20/2011	97.36	5.99	91.37	**1.41**	**11.0**	**36.9**	**47.9**	**97.21**	1.97	4.29	ND < 1.00	**33.4**	2.33	ND < 1.00	ND < 1.00	9.00	ND < 1.00	ND < 1.00	**148.2**
	10/18/2011	97.36	7.05	90.31	**270**	**1,080**	**501**	**910**	**2,761**	**20.5**	**42.6**	1.23	**343**	**20.0**	1.60	2.02	**102**	ND < 1.00	1.14	**3,294**
	04/26/2012	97.36	6.21	91.15	**121**	**322**	**145**	**241**	**829**	2.91	4.24	ND < 1.00	**39.9**	2.65	ND < 1.00	ND < 1.00	**20.4**	ND < 1.00	ND < 1.00	**899.1**
	10/18/2012	97.36	7.09	90.27	**253**	**1,360**	**727**	**1,600**	**3,940**	**22.4**	**47.1**	1.12	**380**	**25.4**	2.20	1.31	**129**	ND < 1.00	ND < 1.00	**4,549**
	04/16/2013	97.36	5.92	91.44	**11.0**	**13.8**	**31.6**	**16.8**	**73.2**	1.62	2.03	ND < 1.00	**20.9**	ND < 1.00	ND < 1.00	ND < 1.00	ND < 5.00	ND < 1.00	ND < 1.00	**97.75**
	10/17/2013	97.36	6.91	90.45	**153**	**73.4**	**124**	**81.5**	**431.9**	**15.0**	**26.4**	ND < 1.00	**83.3**	ND < 1.00	ND < 1.00	ND < 1.00	**11.6**	ND < 1.00	ND < 1.00	**568.2**
	04/28/2014	97.36	5.95	91.41	**10.8**	**5.44**	**17.2**	ND < 3.00	**33.44**	1.40	2.18	ND < 1.00	4.68	ND < 1.00	ND < 1.00	ND < 1.00	ND < 5.00	ND < 1.00	ND < 1.00	**41.7**
	10/30/2014	97.36	6.51	90.85	**140**	**8.26**	**131**	**6.13**	**285.39**	**24.7**	**51.3**	ND < 1.00	**18.9**	ND < 1.00	ND < 1.00	1.44	ND < 5.00	ND < 1.00	ND < 1.00	**381.73**
	05/14/2015	97.36	6.24	91.12	**31.3**	ND	**36.8**	ND	**68.1**	**4.71**	**6.98**	ND < 1.00	ND<1.00	ND < 1.00	ND < 1.00	ND < 1.00	ND	ND < 1.00	ND < 1.00	**79.79**
	12/10/2015	97.36	6.62	90.74	**82.5**	1.87	**25.0**	3.60	**112.97**	**24.2**	**50.4**	ND < 1.00	3.74	ND < 1.00	ND < 1.00	1.50	ND < 5.00	ND < 1.00	ND < 1.00	**192.81**
MW-2	04/30/2004	97.70	6.70	91.00	**6,300**	**1,600**	**1,100**	ND < 400	**9,000**	NA	NA	NA	NA	NA	NA	NA	NA	NA	ND < 200	**9,000**
	10/30/2014	97.70	6.52	91.18	**1,010**	**199**	**257**	**1,300**	**2,766**	**10.9**	**29.7**	1.32	**262**	**58**	**5.02**	1.76	**41.4**	ND < 1.00	3.00	**3,176**
	05/14/2015	97.70	5.71	91.99	**3,550**	**3,450**	**694**	**6,250**	**13,944**	**23.3**	**55.2**	ND < 1.00	**1130**	**395**	ND < 1.00	ND < 1.00	**151**	ND < 1.00	ND<20.00	**15,699**
	12/10/2015	97.70	6.06	91.64	**3,130**	**636**	**569**	**4,130**	**8,465**	**18.6**	**50.5**	2.93	**661**	**211**	**12.1**	2.49	**123**	ND < 1.00	ND < 1.00	**9,547**

Table 1

HISTORICAL GROUNDWATER MONITORING SUMMARY

Former Cumberland Farms Station V1470/#1470
1365 St. Paul Street
Rochester, New York

Well	Date	Casing Elevation (ft)	Depth to Water (ft)	Water Elevation (ft)	Benzene (ug/L)	Toluene (ug/L)	Ethylbenzene (ug/L)	Xylenes, Total (ug/L)	Total BTEX (ug/L)	Isopropyl-benzene (ug/L)	n-Propyl-benzene (ug/L)	p-Isopropyl-toluene (ug/L)	1,2,4-TMB (ug/L)	1,3,5-TMB (ug/L)	n-Butyl-benzene (ug/L)	sec-Butyl-benzene (ug/L)	Naphthalene (ug/L)	tert-Butyl-benzene (ug/L)	MTBE (ug/L)	Total STARS (ug/L)
		NYSDEC TOGS 1.1.1 WQS			**1**	**5**	**5**	**5**	**NA**	**5**	**5**	**5**	**5**	**5**	**5**	**5**	**10**	**5**	**10**	**NA**
MW-3	04/30/2004	97.27	6.50	90.77	**57**	**19**	**130**	**360**	**566**	NA	NA	NA	NA	NA	NA	NA	NA	NA	6	**566**
	07/07/2004	97.27	6.92	90.35	**640**	**97.6**	**780**	**1,150**	**2,668**	NA	NA	NA	NA	NA	NA	NA	NA	NA	**110**	**2,668**
	10/12/2004	97.27	7.50	89.77	**407**	**771.0**	**392**	**1,000**	**2,570**	NA	NA	NA	NA	NA	NA	NA	NA	NA	2	**2,570**
	01/11/2005	97.27	6.35	90.92	**8.5**	**42.5**	2.9	**60.5**	**114.4**	NA	NA	NA	NA	NA	NA	NA	NA	NA	ND < 1.0	**114.4**
	04/13/2005	97.27	5.45	91.82	**5.9**	**25.0**	1.8	**32.5**	**65.2**	NA	NA	NA	NA	NA	NA	NA	NA	NA	ND < 1.0	**65.2**
	07/27/2005	97.27	7.01	90.26	**26.1**	**5.1**	**24.0**	**50.6**	**105.8**	NA	NA	NA	NA	NA	NA	NA	NA	NA	3.8	**105.8**
	10/05/2005	97.27	7.12	90.15	**276**	**35.4**	**378**	**801**	**1,490**	NA	NA	NA	NA	NA	NA	NA	NA	NA	**44.1**	**1,490**
	01/18/2006	97.27	6.45	90.82	**32.8**	**72.1**	**21.2**	**268**	**394.1**	NA	NA	NA	NA	NA	NA	NA	NA	NA	ND < 1.0	**394.1**
	04/05/2006	97.27	7.37	89.90	**45.1**	**92.4**	**6.4**	**199**	**342.9**	NA	NA	NA	NA	NA	NA	NA	NA	NA	ND < 1.0	**342.9**
	07/26/2006	97.27	5.46	91.81	**106**	**122**	**54.6**	**1,070**	**1,353**	NA	NA	NA	NA	NA	NA	NA	NA	NA	**5,190**	**1,353**
	10/18/2006	97.27	6.70	90.57	**992**	**216**	**1,010**	**4,080**	**6,298**	NA	NA	NA	NA	NA	NA	NA	NA	NA	**137**	**6,298**
	01/09/2007	97.27	6.68	90.59	**994**	**222**	**906**	**3,460**	**5,582**	NA	NA	NA	NA	NA	NA	NA	NA	NA	**114**	**5,582**
	04/11/2007	97.27	6.63	90.64	**234**	**80.8**	**235**	**406**	**955.8**	NA	NA	NA	NA	NA	NA	NA	NA	NA	**56.5**	**955.8**
	07/11/2007	97.27	7.13	90.14	**1,180**	**143**	**760**	**1,970**	**4,053**	NA	NA	NA	NA	NA	NA	NA	NA	NA	**142.0**	**4,053**
	10/24/2007	97.27	7.54	89.73	**1,620**	**215**	**1,030**	**3,250**	**6,115**	NA	NA	NA	NA	NA	NA	NA	NA	NA	**176.0**	**6,115**
	01/22/2008	97.27	6.61	90.66	**888**	**249**	**778**	**3,520**	**5,435**	NA	NA	NA	NA	NA	NA	NA	NA	NA	**95.0**	**5,435**
	04/02/2008	97.27	6.25	91.02	**919**	**819**	**1,240**	**3,160**	**6,138**	NA	NA	NA	NA	NA	NA	NA	NA	NA	**127**	**6,138**
	07/30/2008	97.27	7.12	90.15	**614**	**60**	**501**	**509**	**1,684**	NA	NA	NA	NA	NA	NA	NA	NA	NA	ND < 5.0	**1,684**
	10/09/2008	97.27	7.30	89.97	**3,940**	**528**	**2,000**	**6,604**	**13,072**	NA	NA	NA	NA	NA	NA	NA	NA	NA	**115**	**13,072**
	01/07/2009	97.27	6.10	91.17	**772**	**177**	**768**	**2,722**	**4,439**	NA	NA	NA	NA	NA	NA	NA	NA	NA	**92.6**	**4,439**
	04/08/2009	97.27	6.48	90.79	**1,750**	**324**	**1,360**	**3,030**	**6,464**	NA	NA	NA	NA	NA	NA	NA	NA	NA	**147.0**	**6,464**
	07/30/2009	97.27	6.94	90.33	**1,100**	**142**	**859**	**2,730**	**4,831**	NA	NA	NA	NA	NA	NA	NA	NA	NA	ND < 2.0	**4,831**
	10/07/2009	97.27	6.93	90.34	**2,490**	**315**	**1,560**	**3,710**	**8,075**	NA	NA	NA	NA	NA	NA	NA	NA	NA	**226.0**	**8,075**
	04/29/2010	97.27	6.77	90.50	**2,510**	**189**	**1,220**	**3,020**	**6,939**	**50.1**	**103**	**6.76**	**1,570**	**348**	**26.9**	**5.73**	**364**	ND < 1.00	**206**	**9,413**
	10/28/2010	97.27	6.83	90.44	**72.6**	**5.94**	**119**	**138**	**335.54**	**7.83**	**17.3**	ND < 1.00	**168**	**8.90**	ND < 1.00	ND < 1.00	**41.4**	ND < 1.00	1.21	**578.97**
	04/20/2011	97.27	6.13	91.14	**919**	**198**	**622**	**1,330**	**3,069**	**30.5**	**68.5**	2.81	**685**	**66.9**	ND < 1.00	ND < 1.00	**161**	ND < 1.00	**68.2**	**4,084**
	10/18/2011	97.27	6.60	90.67	**1,570**	**77.8**	**984**	**1,430**	**4,062**	**44.1**	**96.2**	4.85	**1,030**	**83.4**	**7.09**	**7.11**	**209**	ND < 1.00	**58.4**	**5,544**
	04/26/2012	97.27	5.59	91.68	**3,680**	**108**	**1,610**	**2,720**	**8,118**	**49.3**	**117**	**6.02**	**1,430**	**176**	**24.0**	**7.78**	**1,190**	ND < 1.00	**148**	**11,118**
	10/18/2012	97.27	6.92	90.35	**3,050**	**108**	**1,580**	**2,600**	**7,338**	**55.6**	**133**	**6.96**	**1,300**	**194**	**30.7**	**8.95**	**448**	ND < 1.00	**105**	**9,515**
	04/16/2013	97.27	5.87	91.40	**138**	3.53	**128**	**180**	**449.53**	4.41	**7.18**	ND < 1.00	**82.3**	1.72	ND < 1.00	ND < 1.00	**23.1**	ND < 1.00	4.77	**568.24**
	10/17/2013	97.27	6.61	90.66	**118**	3.57	**115**	**104**	**340.57**	**6.33**	**15.9**	ND < 1.00	**123**	**8.58**	2.05	ND < 1.00	**36.3**	ND < 1.00	1.89	**532.73**
	04/28/2014	97.27	5.41	91.86	**1.63**	ND < 1.00	1.37	ND < 3.00	**3.00**	ND < 1.00	ND < 1.00	ND < 1.00	2.09	ND < 1.00	ND < 1.00	ND < 1.00	ND < 5.00	ND < 1.00	ND < 1.00	**5.09**
	10/30/2014	97.27	6.37	90.90	**146**	**7.35**	**90**	**129**	**472.35**	**12.5**	**35.8**	1.22	**186**	**10.2**	2.92	1.84	**40.9**	ND < 1.00	ND < 1.00	**763.73**
	05/14/2015	97.27	5.67	91.60	**10.8**	ND	**17.6**	**4**	**32.40**	**1.37**	**2.53**	ND < 1.00	**22.8**	ND < 1.00	ND < 1.00	ND < 1.00	7.69	ND <1 .00	ND < 1.00	**66.79**
	12/10/2015	97.27	6.01	91.26	**8.60**	ND < 1.00	**21.0**	**9.00**	**38.60**	1.01	2.26	ND < 1.00	**11.4**	ND < 1.00	ND < 1.00	ND < 1.00	ND < 5.00	ND < 1.00	ND < 1.00	**53.27**
MW-4	04/30/2004	98.12	5.80	92.32	**32**	3	**8**	ND < 2	**43**	NA	NA	NA	NA	NA	NA	NA	NA	NA	ND < 1	**43**
	07/07/2004	98.12	7.42	90.70	**4,030**	**3,620**	**1,060**	**5,150**	**13,860**	NA	NA	NA	NA	NA	NA	NA	NA	NA	**49.3**	**13,860**
	10/12/2004	98.12	7.85	90.27	**3,830**	**3,350**	**1,380**	**5,800**	**14,360**	NA	NA	NA	NA	NA	NA	NA	NA	NA	**24.6**	**14,360**
	01/11/2005	98.12	6.86	91.26	**1,760**	**1,830**	**21.4**	**1,850**	**5,461**	NA	NA	NA	NA	NA	NA	NA	NA	NA	**37.8**	**5,461**
	04/13/2005	98.12	5.98	92.14	**1,320**	**1,310**	**18.3**	**1,220**	**3,868**	NA	NA	NA	NA	NA	NA	NA	NA	NA	**36.9**	**3,868**
	07/27/2005	98.12	7.49	90.63	**1.2**	1.9	0.62	1.8	**5.52**	NA	NA	NA	NA	NA	NA	NA	NA	NA	ND < 1.0	**5.52**
	10/05/2005	98.12	7.03	91.09	**36.1**	1.6	**6.4**	**5.7**	**49.8**	NA	NA	NA	NA	NA	NA	NA	NA	NA	ND < 1.0	**49.8**
	01/18/2006	98.12	5.72	92.40	**1.8**	ND < 1.0	ND < 1.0	ND < 1.0	**1.8**	NA	NA	NA	NA	NA	NA	NA	NA	NA	ND < 1.0	**1.8**
	04/05/2006	98.12	7.21	90.91	**13.9**	1.4	5.0	1.9	**22.2**	NA	NA	NA	NA	NA	NA	NA	NA	NA	ND < 1.0	**22.2**
	07/26/2006	98.12	4.75	93.37	ND < 0.50	ND < 1.0	ND < 1.0	ND < 1.0	ND	NA	NA	NA	NA	NA	NA	NA	NA	NA	ND < 1.0	ND
	10/18/2006	98.12	6.02	92.10	**12.3**	3.2	**6.4**	**12.0**	**33.9**	NA	NA	NA	NA	NA	NA	NA	NA	NA	ND < 1.0	**33.9**
	01/09/2007	98.12	5.96	92.16	**13.3**	3.5	**5.4**	**9.2**	**31.4**	NA	NA	NA	NA	NA	NA	NA	NA	NA	ND < 1.0	**31.4**
	04/11/2007	98.12	6.46	91.66	**28.9**	3.7	**9.3**	**6.9**	**48.8**	NA	NA	NA	NA	NA	NA	NA	NA	NA	ND < 1.0	**48.8**

Table 1

HISTORICAL GROUNDWATER MONITORING SUMMARY

Former Cumberland Farms Station V1470/#1470
1365 St. Paul Street
Rochester, New York

Well	Date	Casing Elevation (ft)	Depth to Water (ft)	Water Elevation (ft)	Benzene (ug/L)	Toluene (ug/L)	Ethylbenzene (ug/L)	Xylenes, Total (ug/L)	Total BTEX (ug/L)	Isopropyl-benzene (ug/L)	n-Propyl-benzene (ug/L)	p-Isopropyl-toluene (ug/L)	1,2,4-TMB (ug/L)	1,3,5-TMB (ug/L)	n-Butyl-benzene (ug/L)	sec-Butyl-benzene (ug/L)	Naphthalene (ug/L)	tert-Butyl-benzene (ug/L)	MTBE (ug/L)	Total STARS (ug/L)
		NYSDEC TOGS 1.1.1 WQS			**1**	**5**	**5**	**5**	**NA**	**5**	**5**	**5**	**5**	**5**	**5**	**5**	**10**	**5**	**10**	**NA**
MW-4	07/11/2007	98.12	6.97	91.15	**43.9**	1.0	2.5	2.1	**49.5**	NA	NA	NA	NA	NA	NA	NA	NA	NA	0.54	**49.5**
(cont)	10/24/2007	98.12	7.45	90.67	**18.9**	1.7	3.1	2.7	**26.4**	NA	NA	NA	NA	NA	NA	NA	NA	NA	ND < 1.0	**26.4**
	01/22/2008	98.12	6.45	91.67	**30.1**	1.8	**7.1**	ND < 1.0	**39**	NA	NA	NA	NA	NA	NA	NA	NA	NA	ND < 1.0	**39**
	04/02/2008	98.12	6.08	92.04	**10.6**	1.8	2.4	2.8	**17.6**	NA	NA	NA	NA	NA	NA	NA	NA	NA	ND < 1.0	**17.6**
	07/30/2008	98.12	7.03	91.09	**42.6**	ND < 5.0	ND < 5.0	ND < 5.0	**42.6**	NA	NA	NA	NA	NA	NA	NA	NA	NA	ND < 5.0	**42.6**
	10/09/2008	98.12	7.06	91.06	ND < 1.0	ND < 5.0	ND < 5.0	ND < 5.0	ND	NA	NA	NA	NA	NA	NA	NA	NA	NA	ND < 5.0	ND
	01/07/2009	98.12	4.70	93.42	ND < 1.0	ND < 5.0	ND < 5.0	1.82	1.82	NA	NA	NA	NA	NA	NA	NA	NA	NA	ND < 5.0	1.82
	04/08/2009	98.12	5.06	93.06	**89.7**	**590**	**157**	**434**	**1,271**	NA	NA	NA	NA	NA	NA	NA	NA	NA	ND < 5.0	**1,271**
	07/30/2009	98.12	5.45	92.67	**38.4**	3.16	**9.05**	**13.1**	**63.71**	NA	NA	NA	NA	NA	NA	NA	NA	NA	ND < 2.0	**63.71**
	04/29/2010	98.12	5.02	93.10	**26.8**	1.06	2.30	ND < 3.00	**30.16**	3.44	2.21	ND < 1.00	1.81	ND < 1.00	ND < 1.00	ND < 1.00	ND < 5.00	ND < 1.00	ND < 1.00	**37.62**
	10/28/2010	98.12	6.74	91.38	**18.2**	ND < 1.00	1.36	ND < 3.00	**19.56**	1.78	1.48	ND < 1.00	ND < 1.00	ND < 1.00	ND < 1.00	ND < 1.00	ND < 5.00	ND < 1.00	ND < 1.00	**22.82**
	04/20/2011	98.12	5.78	92.34	**20.6**	ND < 1.00	1.48	ND < 3.00	**22.08**	3.67	2.55	ND < 1.00	ND < 1.00	ND < 1.00	ND < 1.00	ND < 1.00	ND < 5.00	ND < 1.00	ND < 1.00	**28.3**
	10/18/2011	98.12	7.06	91.06	**23.3**	ND < 1.00	1.51	ND < 3.00	**24.81**	**7.90**	**5.49**	ND < 1.00	2.29	ND < 1.00	ND < 1.00	1.32	ND < 5.00	ND < 1.00	1.19	**41.81**
	04/26/2012	98.12	6.35	91.77	**28.5**	ND < 1.00	1.99	ND < 3.00	**30.49**	**8.66**	**7.22**	ND < 1.00	ND < 1.00	ND < 1.00	ND < 1.00	2.61	ND < 5.00	ND < 1.00	1.43	**48.98**
	10/18/2012	98.12	6.97	91.15	**10.1**	ND < 1.00	ND < 1.00	ND < 3.00	**10.1**	2.23	2.14	ND < 1.00	4.12	ND < 1.00	1.15	1.18	ND < 5.00	ND < 1.00	ND < 1.00	**20.92**
	04/16/2013	98.12	5.92	92.20	ND < 1.00	ND < 1.00	ND < 1.00	ND < 3.00	ND	ND < 1.00	ND < 1.00	ND < 1.00	1.40	ND < 1.00	ND < 1.00	ND < 1.00	ND < 5.00	ND < 1.00	ND < 1.00	1.4
	10/17/2013	98.12	6.72	91.40	ND < 1.00	ND < 1.00	ND < 1.00	ND < 3.00	ND	ND < 1.00	ND < 1.00	ND < 1.00	ND < 1.00	ND < 1.00	ND < 1.00	ND < 1.00	ND < 5.00	ND < 1.00	ND < 1.00	ND
	04/28/2014	98.12	5.24	92.88	**3.92**	ND < 1.00	ND < 1.00	ND < 3.00	**3.92**	ND < 1.00	ND < 1.00	ND < 1.00	ND < 1.00	ND < 1.00	ND < 1.00	ND < 1.00	ND < 5.00	ND < 1.00	ND < 1.00	3.92
	10/30/2014	98.12	6.79	91.33	ND < 1.00	ND < 1.00	ND < 1.00	ND < 3.00	ND	ND < 1.00	ND < 1.00	ND < 1.00	ND < 1.00	ND < 1.00	ND < 1.00	ND < 1.00	ND < 5.00	ND < 1.00	ND < 1.00	ND
	05/14/2015	98.12	5.70	92.42	3.07	ND < 1.00	ND < 1.00	ND < 3.00	3.07	ND < 1.00	ND < 1.00	ND < 1.00	ND < 1.00	ND < 1.00	ND < 1.00	ND < 1.00	ND < 5.00	ND < 1.00	ND < 1.00	3.07
	12/10/2015	98.12	6.48	91.64	1.39	ND < 1.00	1.40	ND < 3.00	2.79	ND < 1.00	ND < 1.00	ND < 1.00	1.42	ND < 1.00	ND < 1.00	ND < 1.00	ND < 5.00	ND < 1.00	ND < 1.00	4.21
MW-5	04/30/2004	98.21	6.75	91.46	**4,000**	**550**	**630**	**3,250**	**8,430**	NA	NA	NA	NA	NA	NA	NA	NA	NA	**31**	**8,430**
	07/07/2004	98.21	7.31	90.90	**4,750**	**6,780**	**454**	**4,220**	**16,204**	NA	NA	NA	NA	NA	NA	NA	NA	NA	**66.4**	**16,204**
	10/12/2004	98.21	7.76	90.45	**493**	**89**	**830**	**1,630**	**3,042**	NA	NA	NA	NA	NA	NA	NA	NA	NA	**105.0**	**3,042**
	01/11/2005	98.21	6.75	91.46	**2,810**	**8,590**	**463**	**7,730**	**19,593**	NA	NA	NA	NA	NA	NA	NA	NA	NA	ND < 1.0	**19,593**
	04/13/2005	98.21	5.95	92.26	**2,290**	**5,350**	**334**	**5,340**	**13,314**	NA	NA	NA	NA	NA	NA	NA	NA	NA	ND < 50	**13,314**
	07/27/2005	98.21	7.38	90.83	**3,910**	**5,720**	**1,250**	**3,750**	**14,630**	NA	NA	NA	NA	NA	NA	NA	NA	NA	**39.6**	**14,630**
	10/05/2005	98.21	7.53	90.68	**2,890**	**3,520**	**3,820**	**12,000**	**22,230**	NA	NA	NA	NA	NA	NA	NA	NA	NA	**111**	**22,230**
	01/18/2006	98.21	7.17	91.04	**2,430**	**723**	**433**	**1,230**	**4,816**	NA	NA	NA	NA	NA	NA	NA	NA	NA	**40.3**	**4,816**
	04/05/2006	98.21	7.46	90.75	**3,490**	**3,910**	**1,100**	**3,900**	**12,400**	NA	NA	NA	NA	NA	NA	NA	NA	NA	**43.1**	**12,400**
	07/26/2006	98.21	6.20	92.01	**926**	**1,040**	**425**	**8,760**	**11,151**	NA	NA	NA	NA	NA	NA	NA	NA	NA	**28,500**	**11,151**
	10/18/2006	98.21	7.40	90.81	**3,260**	**1,380**	**1,490**	**3,930**	**10,060**	NA	NA	NA	NA	NA	NA	NA	NA	NA	**62.9**	**10,060**
	01/09/2007	98.21	7.35	90.86	**2,710**	**1,190**	**1,240**	**2,930**	**8,070**	NA	NA	NA	NA	NA	NA	NA	NA	NA	**39.1**	**8,070**
	04/11/2007	98.21	6.69	91.52	**3,540**	**3,740**	**1,200**	**4,080**	**12,560**	NA	NA	NA	NA	NA	NA	NA	NA	NA	**55.6**	**12,560**
	07/11/2007	98.21	7.20	91.01	**3,580**	**4,190**	**1,540**	**4,390**	**13,700**	NA	NA	NA	NA	NA	NA	NA	NA	NA	**54.8**	**13,700**
	10/24/2007	98.21	7.97	90.24	**4,340**	**3,730**	**2,230**	**6,070**	**16,370**	NA	NA	NA	NA	NA	NA	NA	NA	NA	**329.0**	**16,370**
	01/22/2008	98.21	6.68	91.53	**1,830**	**1,200**	**485**	**1,320**	**4,835**	NA	NA	NA	NA	NA	NA	NA	NA	NA	**69.3**	**4,835**
	04/02/2008	98.21	6.34	91.87	**2,960**	**1,700**	**931**	**2,200**	**7,791**	NA	NA	NA	NA	NA	NA	NA	NA	NA	**70.3**	**7,791**
	07/30/2008	98.21	7.60	90.61	**2,460**	**476**	**950**	**2,818**	**6,704**	NA	NA	NA	NA	NA	NA	NA	NA	NA	ND < 5.0	**6,704**
	10/09/2008	98.21	7.91	90.30	**4,210**	**1,050**	ND < 250	**5,820**	**11,080**	NA	NA	NA	NA	NA	NA	NA	NA	NA	ND < 5.0	**11,080**
	01/07/2009	98.21	6.91	91.30	**538**	**138**	**52.8**	**338.7**	**1,068**	NA	NA	NA	NA	NA	NA	NA	NA	NA	ND < 5.0	**1,068**
	04/08/2009	98.21	7.28	90.93	**2,030**	**2,370**	**656**	**1,900**	**6,956**	NA	NA	NA	NA	NA	NA	NA	NA	NA	**58.7**	**6,956**
	07/30/2009	98.21	7.74	90.47	**2,330**	**2,310**	**982**	**3,120**	**8,742**	NA	NA	NA	NA	NA	NA	NA	NA	NA	ND < 2.0	**8,742**
	10/07/2009	98.21	7.70	90.51	**1,250**	**725**	**745**	**2,640**	**5,360**	NA	NA	NA	NA	NA	NA	NA	NA	NA	ND < 2.0	**5,360**
	04/29/2010	98.21	6.74	91.47	**4,430**	**3,300**	**2,270**	**7,430**	**17,430**	**106**	**262**	**8.42**	**1,430**	**312**	**34.6**	**11.9**	**681**	ND < 1.00	**122**	**20,276**
	10/28/2010	98.21	7.59	90.62	**2,490**	**1,340**	**1,970**	**4,800**	**10,600**	**104**	**215**	**6.15**	**1,330**	**359**	ND < 1.00	ND < 1.00	**469**	ND < 1.00	**115**	**13,083**
	04/20/2011	98.21	6.36	91.85	**2,320**	**1,570**	**1,610**	**4,790**	**10,290**	**139**	**357**	**14.9**	**1,660**	**459**	ND < 1.00	ND < 1.00	**1,770**	ND < 1.00	**93.9**	**14,690**
	10/18/2011	98.21	7.44	90.77	**3,410**	**2,470**	**2,220**	**4,100**	**12,200**	**95.8**	**272**	**8.65**	**994**	**182**	**16.4**	**12.9**	**482**	ND < 1.00	**63.6**	**14,264**

Table 1

HISTORICAL GROUNDWATER MONITORING SUMMARY

Former Cumberland Farms Station V1470/#1470
1365 St. Paul Street
Rochester, New York

Well	Date	Casing Elevation (ft)	Depth to Water (ft)	Water Elevation (ft)	Benzene (ug/L)	Toluene (ug/L)	Ethylbenzene (ug/L)	Xylenes, Total (ug/L)	Total BTEX (ug/L)	Isopropyl-benzene (ug/L)	n-Propyl-benzene (ug/L)	p-Isopropyl-toluene (ug/L)	1,2,4-TMB (ug/L)	1,3,5-TMB (ug/L)	n-Butyl-benzene (ug/L)	sec-Butyl-benzene (ug/L)	Naphthalene (ug/L)	tert-Butyl-benzene (ug/L)	MTBE (ug/L)	Total STARS (ug/L)
		NYSDEC TOGS 1.1.1 WQS			**1**	**5**	**5**	**5**	**NA**	**5**	**5**	**5**	**5**	**5**	**5**	**5**	**10**	**5**	**10**	**NA**
MW-5	04/26/2012	98.21	6.99	91.22	**3,270**	**3,140**	**2,360**	**4,380**	**13,150**	**101**	**343**	**11.6**	**1,370**	**288**	**48.3**	**17.8**	**2,190**	ND < 1.00	**84.5**	**17,520**
(cont)	10/18/2012	98.21	7.40	90.81	**3,410**	**4,340**	**1,890**	**4,880**	**14,520**	**81.7**	**210**	ND < 10.0	**1,120**	**286**	**27.7**	ND < 10.0	**519**	ND < 10.0	**50.1**	**16,764**
	04/16/2013	98.21	6.42	91.79	**3,220**	**3,710**	**1,720**	**3,600**	**12,250**	**87.2**	**225**	**9.01**	**1,030**	**244**	**34.2**	**12.1**	**502**	ND < 1.00	**69.0**	**14,394**
	10/17/2013	98.21	7.17	91.04	**2,730**	**1,760**	**2,360**	**4,660**	**11,510**	**105**	**312**	**10.3**	**1,030**	**251**	**41.7**	**15.0**	**582**	ND < 1.00	**50.7**	**13,857**
	04/28/2014	98.21	5.71	92.50	**2,140**	**1,830**	**1,800**	**4,590**	**10,360**	**90.1**	**225**	**11.7**	**1,260**	**305**	4.39	ND < 1.00	**492**	1.38	**64.4**	**12,750**
	10/30/2014	98.21	7.12	91.09	**2,970**	**629**	**2,450**	**3,410**	**9,459**	**123**	**336**	**11.6**	**938**	**161**	**44.5**	**21.2**	**621**	1.35	**44.0**	**11,717**
	05/14/2015	98.21	6.01	92.20	**2,690**	**1,470**	**2,480**	**6,740**	**13,380**	**109**	**315**	ND < 1.00	**1,970**	**403**	ND < 1.00	**21.8**	**652**	ND < 1.00	**40.7**	**16,851**
	12/10/2015	98.21	6.70	91.51	**3,200**	**151**	**2,710**	**2,330**	**8,391**	**109**	**396**	**10.8**	**989**	**100**	**40.3**	**18.1**	**695**	1.20	ND < 1.00	**10,750**
MW-6	04/30/2004	98.31	6.52	91.79	**140**	**64**	ND < 1	**400**	**604**	NA	NA	NA	NA	NA	NA	NA	NA	NA	**18**	**604**
	07/07/2004	98.31	10.15	88.16	ND < 5.0	ND < 10	ND < 10	**20.2**	**20.2**	NA	NA	NA	NA	NA	NA	NA	NA	NA	ND < 10	**20.2**
	10/12/2004	98.31	10.59	87.72	0.86	1.1	3.9	**6.6**	**12.46**	NA	NA	NA	NA	NA	NA	NA	NA	NA	ND < 1.0	**12.46**
	01/11/2005	98.31	9.55	88.76	ND < 0.50	ND < 1.0	**5.7**	**30.0**	**35.7**	NA	NA	NA	NA	NA	NA	NA	NA	NA	ND < 1.0	**35.7**
	04/13/2005	98.31	8.72	89.59	ND < 0.50	ND < 1.0	4.7	**24.6**	**29.3**	NA	NA	NA	NA	NA	NA	NA	NA	NA	ND < 1.0	**29.3**
	07/27/2005	98.31	10.27	88.04	**1.4**	3.1	**10.5**	**8.7**	**23.7**	NA	NA	NA	NA	NA	NA	NA	NA	NA	ND < 1.0	**23.7**
	10/05/2005	98.31	10.50	87.81	**1.9**	3.0	**12.0**	**15.5**	**32.4**	NA	NA	NA	NA	NA	NA	NA	NA	NA	ND < 1.0	**32.4**
	01/18/2006	98.31	9.39	88.92	ND < 0.50	1.2	**7.9**	**16.5**	**25.6**	NA	NA	NA	NA	NA	NA	NA	NA	NA	ND < 1.0	**25.6**
	04/05/2006	98.31	10.48	87.83	0.50	0.80	**12.7**	**25.3**	**39.3**	NA	NA	NA	NA	NA	NA	NA	NA	NA	ND < 1.0	**39.3**
	07/26/2006	98.31	8.42	89.89	**44.4**	**52.1**	**12.9**	**523**	**632.4**	NA	NA	NA	NA	NA	NA	NA	NA	NA	**2,890**	**632.4**
	10/18/2006	98.31	9.65	88.66	0.68	ND < 1.0	**11.3**	**16.4**	**28.38**	NA	NA	NA	NA	NA	NA	NA	NA	NA	ND < 1.0	**28.38**
	01/09/2007	98.31	9.60	88.71	**1.2**	1.1	**8.7**	**18.3**	**29.3**	NA	NA	NA	NA	NA	NA	NA	NA	NA	ND < 1.0	**29.3**
	04/11/2007	98.31	9.73	88.58	0.47	0.98	**5.4**	**40.3**	**47.15**	NA	NA	NA	NA	NA	NA	NA	NA	NA	ND < 1.0	**47.15**
	07/11/2007	98.31	10.23	88.08	**1.2**	ND < 1.0	**10.9**	**7.7**	**19.8**	NA	NA	NA	NA	NA	NA	NA	NA	NA	ND < 1.0	**19.8**
	10/24/2007	98.31	10.92	87.39	0.42	0.64	**6.0**	**15.8**	**22.86**	NA	NA	NA	NA	NA	NA	NA	NA	NA	ND < 1.0	**22.86**
	01/22/2008	98.31	9.73	88.58	0.44	0.52	**6.2**	**18.1**	**25.26**	NA	NA	NA	NA	NA	NA	NA	NA	NA	ND < 1.0	**25.26**
	04/02/2008	98.31	9.37	88.94	0.50	0.78	3.0	**70.2**	**74.48**	NA	NA	NA	NA	NA	NA	NA	NA	NA	ND < 1.0	**74.48**
	07/30/2008	98.31	9.93	88.38	ND < 1.0	ND < 5.0	ND < 5.0	ND < 5.0	ND	NA	NA	NA	NA	NA	NA	NA	NA	NA	ND < 5.0	ND
	10/09/2008	98.31	10.17	88.14	ND < 1.0	ND < 5.0	ND < 5.0	ND < 5.0	ND	NA	NA	NA	NA	NA	NA	NA	NA	NA	ND < 5.0	ND
	01/07/2009	98.31	8.80	89.51	ND < 1.0	ND < 5.0	ND < 5.0	ND < 5.0	ND	NA	NA	NA	NA	NA	NA	NA	NA	NA	ND < 5.0	ND
	04/08/2009	98.31	9.15	89.16	ND < 1.0	ND < 5.0	ND < 5.0	ND < 5.0	ND	NA	NA	NA	NA	NA	NA	NA	NA	NA	ND < 5.0	ND
	07/30/2009	98.31	9.61	88.70	ND < 2.0	ND < 2.0	3.29	**23.0**	**26.29**	NA	NA	NA	NA	NA	NA	NA	NA	NA	ND < 2.0	**26.29**
	10/07/2009	98.31	10.36	87.95	ND < 2.0	ND < 2.0	ND < 2.0	ND < 2.0	ND	NA	NA	NA	NA	NA	NA	NA	NA	NA	ND < 2.0	ND
	04/29/2010	98.31	8.83	89.48	ND < 1.00	ND < 1.00	2.50	**29.5**	**32**	4.44	2.58	ND < 1.00	**35.5**	**6.16**	ND < 1.00	ND < 1.00	ND < 5.00	ND < 1.00	ND < 1.00	**80.68**
	10/28/2010	98.31	9.34	88.97	ND < 1.00	ND < 1.00	1.93	ND < 3.00	1.93	**8.43**	**8.78**	ND < 1.00	3.27	ND < 1.00	1.51	2.56	6.28	ND < 1.00	ND < 1.00	**32.76**
	04/20/2011	98.31	8.29	90.02	ND < 1.00	ND < 1.00	2.62	**22.7**	**25.32**	4.18	3.55	ND < 1.00	**50.0**	ND < 1.00	ND < 1.00	1.02	ND < 5.00	ND < 1.00	ND < 1.00	**84.07**
	10/18/2011	98.31	7.07	91.24	**10,900**	**28,500**	**1,710**	**17,600**	**58,710**	**99.8**	**253**	**16.4**	**2,850**	**841**	ND < 10.0	**25.1**	**538**	**ND < 10.0**	**132**	**63,333**
	04/26/2012	98.31	6.51	91.80	**2,850**	**7,190**	**1,460**	**18,000**	**29,500**	**119**	**366**	**23.5**	**4,600**	**1,160**	**182**	**40.6**	**808**	**ND < 10.0**	**92.9**	**36,799**
	10/18/2012	98.31	7.51	90.80	**3,590**	**5,600**	**1,390**	**14,300**	**24,880**	**99.5**	**285**	**26.9**	**2,600**	**1,060**	**158**	**30.1**	**659**	**ND < 10.0**	**143**	**29,799**
	04/16/2013	98.31	6.49	91.82	**11,100**	**104,000**	**3,660**	**24,000**	**142,760**	**319**	**1,010**	**86.4**	**4,110**	**1,120**	**530**	**108**	**1,500**	**ND < 10.0**	**389**	**151,543**
	10/17/2013	98.31	6.82	91.49	**1,290**	**6,600**	**1,220**	**13,000**	**22,110**	**89.9**	**253**	**17.8**	**3,140**	**988**	**93.4**	**17.2**	**674**	1.05	7.15	**27,384**
	04/28/2014	98.31	5.75	92.56	**346**	**216**	**92.6**	**2,000**	**2,655**	**16.0**	**46.9**	**14.3**	**1,210**	**536**	**65.9**	**11.3**	**109**	1.29	ND < 1.00	**4,665**
	10/30/2014	98.31	7.27	91.04	**371**	**333**	**121**	**1,710**	**2,535**	**15.2**	**41.3**	**12.6**	**1,020**	**427**	**55.2**	**8.68**	**120**	**187**	**32.2**	**4,422**
	05/14/2015	98.31	6.20	92.11	**187**	**94.6**	**11.5**	**1,200**	**1,493**	ND < 1.00	**8.05**	**16**	**1,180**	**543**	ND < 1.00	**10.5**	**55.2**	ND < 1.00	**17**	**3,306**
	12/10/2015	98.31	6.92	91.39	**37.7**	**59.4**	**18.3**	**366**	**481**	4.25	**7.83**	**8.86**	**352**	**259**	**39.4**	4.90	**38.9**	ND < 1.00	ND < 1.00	**1,197**

Table 1

HISTORICAL GROUNDWATER MONITORING SUMMARY

Former Cumberland Farms Station V1470/#1470
1365 St. Paul Street
Rochester, New York

Well	Date	Casing Elevation (ft)	Depth to Water (ft)	Water Elevation (ft)	Benzene (ug/L)	Toluene (ug/L)	Ethylbenzene (ug/L)	Xylenes, Total (ug/L)	Total BTEX (ug/L)	Isopropyl-benzene (ug/L)	n-Propyl-benzene (ug/L)	p-Isopropyl-toluene (ug/L)	1,2,4-TMB (ug/L)	1,3,5-TMB (ug/L)	n-Butyl-benzene (ug/L)	sec-Butyl-benzene (ug/L)	Naphthalene (ug/L)	tert-Butyl-benzene (ug/L)	MTBE (ug/L)	Total STARS (ug/L)
		NYSDEC TOGS 1.1.1 WQS			**1**	**5**	**5**	**5**	**NA**	**5**	**5**	**5**	**5**	**5**	**5**	**5**	**10**	**5**	**10**	**NA**
MW-7	10/17/2013	NSD	7.67	NA	**4.40**	**61.7**	**727**	**2,510**	**3,303**	**41.7**	**104**	3.60	**721**	**175**	**20.3**	**7.20**	**193**	ND < 1.00	ND < 1.00	**4,569**
	04/28/2014	NSD	6.34	NA	ND < 1.00	1.25	**17.4**	**62.9**	**81.55**	3.67	2.27	ND < 1.00	**27.7**	**6.57**	ND < 1.00	1.05	**11.3**	ND < 1.00	ND < 1.00	**134.11**
	10/30/2014	NSD	7.53	NA	ND < 1.00	**12.6**	**238**	**295**	**545.6**	**20.8**	**49.9**	1.97	**161**	**17.8**	**6.21**	3.97	**39.9**	ND < 1.00	ND < 1.00	**847.15**
	05/14/2015	NSD	6.67	NA	ND	ND	**38.1**	**18.4**	**52.5**	**3.55**	**9.46**	ND < 1.00	**36.1**	ND < 1.00	ND < 1.00	1.08	ND < 1.00	ND < 1.00	ND < 1.00	**102.69**
	12/10/2015	NSD	6.89	NA	ND < 1.00	**6.74**	**183**	**312**	**501.74**	**9.80**	**31.1**	ND < 1.00	**158**	**17.2**	2.27	1.46	**45.4**	ND < 1.00	ND < 1.00	**766.97**
MW-8	10/17/2013	NSD	5.59	NA	**12.0**	ND < 1.00	1.11	ND < 3.00	**13.11**	ND < 1.00	ND < 1.00	ND < 1.00	ND < 1.00	ND < 1.00	ND < 1.00	ND < 1.00	ND < 5.00	ND < 1.00	ND < 1.00	**13.11**
	04/28/2014	NSD	3.06	NA	ND < 1.00	ND < 1.00	ND < 1.00	ND < 3.00	ND	ND < 1.00	ND < 1.00	ND < 1.00	ND < 1.00	ND < 1.00	ND < 1.00	ND < 1.00	ND < 5.00	ND < 1.00	ND < 1.00	ND
	10/30/2014	NSD	5.08	NA	ND < 1.00	ND < 1.00	ND < 1.00	ND < 3.00	ND	ND < 1.00	ND < 1.00	ND < 1.00	ND < 1.00	ND < 1.00	ND < 1.00	ND < 1.00	ND < 5.00	ND < 1.00	ND < 1.00	ND
	05/14/2015	NSD	4.17	NA	ND < 1.00	ND < 1.00	ND < 1.00	ND < 3.00	ND	ND < 1.00	ND < 1.00	ND < 1.00	ND < 1.00	ND < 1.00	ND < 1.00	ND < 1.00	ND < 5.00	ND < 1.00	ND < 1.00	ND
	12/10/2015	NSD	4.7	NA	ND < 1.00	ND < 1.00	ND < 1.00	ND < 3.00	ND	ND < 1.00	ND < 1.00	ND < 1.00	ND < 1.00	ND < 1.00	ND < 1.00	ND < 1.00	ND < 5.00	ND < 1.00	ND < 1.00	ND

NOTES:
TOGS 1.1.1 WQS = Ambient Ground Water Quality Standards Guidance Values and Groundwater Effluent Limitations, amended April 2000
NYSDEC = New York State Department of Environmental Conservation
BTEX = Benzene, Toluene, Ethylbenzene, and Total Xylenes
MTBE = Methyl tertiary butyl ether
VOCs = Volatile Organic Compounds
NA = Not available or not analyzed for that specific compound
NSD = No Survey Data
µg/L = Micrograms per liter
ft = Feet
DRY = Insufficient water for sampling
<# = Less than the method detection limit of #
J = Estimated value
BOLD = Bold values exceed the MSC
BDL = Below detection limits

Table 1

SOIL ANALYTICAL DATA - VOCs

Cumberland Farms,Inc. 1470/V1470
1365 St Paul Street
Rochester, New York

Detected Analyte (µg/kg)	NYSDEC CP-51 SCG (µg/kg)	Laboratory Analytical Method	GP-1 (3-6 ft)	GP-2 (3-4 ft)	GP-3 (3-7 ft)	GP-3 (7-11 ft)	GP-4 (7-8.5 ft)	GP-4 (11-12 ft)	GP-5 (3-7 ft)	GP-5 (7-11 ft)
Date			**08/04/2009**	**08/04/2009**	**08/04/2009**	**08/04/2009**	**08/04/2009**	**08/04/2009**	**08/04/2009**	**08/04/2009**
Benzene	**60**	**EPA Method 8260C - Volatile Organic Compounds**	<56.2	36.8	<59.5	**1,800**	<54.3	<56.2	**306**	**265**
n-Butylbenzene	**12,000**		<56.2	<53.8	**13,300**	**13,600**	301	<56.2	1,840	576
sec-Butylbenzene	**11,000**		<56.2	<53.8	2,190	2,180	86	<56.2	422	74.1
tert-Butylbenzene	**5,900**		<56.2	<53.8	<59.5	<56.2	<54.3	<56.2	<56.2	<56.8
Ethylbenzene	**1,000**		<56.2	103	**37,200**	**46,800**	385	<56.2	**2,970**	**1,370**
Isopropylbenzene	**2,300**		<56.2	<53.8	**2,980**	**2,900**	183	<56.2	779	241
p-Isopropyl- toluene	**10,000**		<56.2	<53.8	3,150	3,020	73	<56.2	813	260
Methyl tert-butyl ether	**930**		<56.2	<53.8	<59.5	<56.2	<54.3	<56.2	<56.2	<56.8
Naphthalene	**12,000**		<140	<134	9,990	**15,700**	308	<140	1,350	495
n-Propylbenzene	**3,900**		<56.2	<53.8	**22,800**	**22,800**	467	<56.2	2,170	745
Tetrachloroethene	**2,600**		28.7J	<53.8	<53.5	<56.2	<54.3	<56.2	194	<56.8
Toluene	**700**		<56.2	31	**45,100**	**210,000**	<54.3	<56.2	582	**2,150**
1,2,4-Trimethylbenzene	**3,600**		<56.2	<53.8	<59.5	**86,300**	230	<56.2	**17,600**	3,020
1,3,5-Trimethylbenzene	**8,400**		<56.2	<53.8	**38,800**	**32,200**	<54.3	<56.2	3,030	1,270
Xylenes (total)	**260**		<140	<134	**213,000**	**222,000**	<136	<140	**31,800**	**7,080**

Notes:

NYSDEC CP-51 SCG	= New York State Department of Environmental Conservation Commissioner Policy 51/ Soil Cleanup Guidance, effective October 21, 2010
VOCs	= Volatile Organic Compounds
~	= No standard or guidance value exists
µg/kg	= Micrograms/kilogram
ND<#	= Not detected (# is the reporting limit or the method detection limit)
Bold	= Concentration above the NYSDEC CP-51 SCG

Table 1

SOIL ANALYTICAL DATA - VOCs

Cumberland Farms,Inc. 1470/V1470
1365 St Paul Street
Rochester, New York

Sample ID

GP-5 (11-12 ft)	GP-6 (3-7ft)	GP-6 (8-9.5 ft)	GP-6 (11-13 ft)	GP-7 (3-7 ft)	GP-7 (7-9 ft)	GP-7 (9-11 ft)	GP-7 (11-14 ft)	GP-8 (3-7 ft)	GP-8 (7-11 ft)	GP-9 (3-6 ft)	GP-9 (6-7 ft)	GP-9 (7-11 ft)	GP-9 (11-12 ft)	GP-10 (7-9 ft)	GP-10 (9-11 ft)	GP-10 (11-13 ft)	GP-11 (3-7 ft)
08/04/2009	**08/04/2009**	**08/04/2009**	**08/04/2009**	**8/5/2009**	**8/5/2009**	**8/5/2009**	**8/5/2009**	**8/5/2009**	**8/5/2009**	**8/5/2009**	**8/5/2009**	**8/5/2009**	**8/5/2009**	**8/5/2009**	**8/5/2009**	**8/5/2009**	**8/5/2009**
2,240	**858**	**161**	**1,170**	<58.8	<58.8	**579**	704	<55.6	**166**	<58.1	<57.5	**16,100**	**185**	**98**	**89.1**	**392**	<58.8
9,070	205	<57.5	834	<58.8	<58.8	<61.7	<58.8	<55.6	<58.1	<58.1	<57.5	<61.7	<58.1	<57.5	<62.5	<57.5	75
1,490	<58.8	<57.5	173	<58.8	<58.8	285	<58.8	<55.6	332	<58.1	2,840	2,490	<58.1	172	<62.5	<57.5	<58.8
<56.2	<58.8	<57.5	<57.5	<58.8	<58.8	<61.7	<58.8	<55.6	<58.1	<58.1	<57.5	<61.7	<58.1	<57.5	<62.5	<57.5	<58.8
25,000	**1,170**	135	**1,920**	<58.8	<58.8	**2,840**	186	<55.6	718	<58.1	<57.5	**175,000**	92.7	**2,000**	697	689	70.9
2,290	125	<57.5	382	<58.8	<58.8	635	82	<55.6	283	<58.1	**3,540**	**17,200**	<58.1	270	73.1	74	<58.8
2,430	73.8	<57.5	356	<58.8	<58.8	548	<58.8	<55.6	360	<58.1	8,130	4,320	<58.1	232	<62.5	<57.5	<58.8
<56.2	<58.8	29.6	95.4	<58.8	<58.8	<61.7	<58.8	<55.6	<58.1	<58.1	<57.5	<61.7	<58.1	<57.5	<62.5	<57.5	<58.8
8,690	211	67	699	154	<147	1,280	559	<139	337	<145	1,320	**51,000**	145	685	522	224	<147
13,300	469	<57.5	1,180	<58.8	<58.8	2,060	194	<55.6	1,210	<58.1	**17,500**	**61,400**	<58.1	1,030	208	129	<58.8
<56.2	<58.8	<57.5	<57.5	<58.8	<58.8	<61.7	<58.8	<55.6	<58.1	<58.1	<57.5	<61.7	<58.1	<57.5	<62.5	<57.5	<58.8
11,000	**1,230**	296	**3,000**	<58.8	<58.8	158	<58.8	<55.6	<58.1	<58.1	272	**169,000**	<58.1	**1,210**	<62.5	<57.5	<58.8
60,600	1,970	<57.5	**3,990**	<58.8	<58.8	**10,900**	395	<55.6	3,610	<58.1	**143,000**	**302,000**	241	**5,860**	1,110	294	168
23,400	582	78.4	1,700	<58.8	<58.8	3,250	130	<55.6	1,030	<58.1	**49,400**	**101,000**	67	1,770	<62.5	61.2	<58.8
137,000	**4,510**	**416**	**8,450**	<147	<147	**6,330**	538	<139	726	<145	**60,900**	**724,000**	**339**	**9,720**	**987**	**327**	<147

Table 1

SOIL ANALYTICAL DATA - VOCs

Cumberland Farms,Inc. 1470/V1470
1365 St Paul Street
Rochester, New York

GP-11 (7-11 ft)	**GP-11 (11-13.5 ft)**	**SBB (11-12 ft)**	**MW-7 (4-5 ft)**	**MW-7 (9-11 ft)**	**MW-8 (9-11 ft)**
8/5/2009	**8/5/2009**	**9/17/2013**	**9/18/2013**	**9/18/2013**	**9/18/2013**
<55.6	**872**	**157**	<2.61	13	56.3
<55.6	<56.8	1,880	<2.61	643	21.5
<55.6	<56.8	464	<2.61	166	10.4
<55.6	<56.8	157	<2.61	<2.18	<2.23
<55.6	650	**4,660**	<2.61	1.22	199
<55.6	86.1	908	<2.61	296	**103,000**
<55.6	<56.8	288	<2.61	233	4.39
<55.6	<56.8	**1,570**	<2.61	<2.18	<2.23
<139	244	4,980	<6.53	2,460	20
<55.6	160	2,710	<2.61	945	13.3
85	107	-	-	-	-
<55.6	87.5	157	<2.61	84	26.1
<55.6	96.3	**115,000**	<2.61	**5,430**	9.09
<55.6	213	4,810	<2.61	1,550	8.51
<139	**277**	**138,000**	<3.92	**4,380**	32.4

APPENDIX A

SITE HISTORY
Former Cumberland Farms Station #V1470/1470
1365 Saint Paul Street, Rochester, New York

- Ocober 17, 1997 – Five (5) gallons of #2 fuel oil was released into the soil due to human error. The New York State Department of Environmental Conservation (NYSDEC) was notified and Spill #97-08387 was assigned to the property.

- April 30, 2004 – Groundwater samples were collected from six (6) monitoring wells (MW-1 through MW-6) and submitted for laboratory analysis for volatile organic compounds (VOCs) STARs List via EPA Method 8260 modified to include methyl tert-butyl ether (MTBE).

- January 11, 2005 - Groundwater samples were collected from five (5) monitoring wells (MW-1, MW-3 through MW-6) and submitted for laboratory analysis for volatile organic compounds (VOCs) STARs List via EPA Method 8260 modified to include MTBE.

- April 13, 2005 - Groundwater samples were collected from five (5) monitoring wells (MW-1, MW-3 through MW-6) and submitted for laboratory analysis for volatile organic compounds (VOCs) STARs List via EPA Method 8260 modified to include MTBE.

- July 27, 2005 - Groundwater samples were collected from five (5) monitoring wells (MW-1, MW-3 through MW-6) and submitted for laboratory analysis for volatile organic compounds (VOCs) STARs List via EPA Method 8260 modified to include MTBE.

- October 5, 2005 - Groundwater samples were collected from five (5) monitoring wells (MW-1, MW-3 through MW-6) and submitted for laboratory analysis for volatile organic compounds (VOCs) STARs List via EPA Method 8260 modified to include MTBE.

- January 18, 2006 - Groundwater samples were collected from five (5) monitoring wells (MW-1, MW-3 through MW-6) and submitted for laboratory analysis for volatile organic compounds (VOCs) STARs List via EPA Method 8260 modified to include MTBE.

- April 5, 2006 - Groundwater samples were collected from five (5) monitoring wells (MW-1, MW-3 through MW-6) and submitted for laboratory analysis for volatile organic compounds (VOCs) STARs List via EPA Method 8260 modified to include MTBE.

- July 26, 2006 - Groundwater samples were collected from five (5) monitoring wells (MW-1, MW-3 through MW-6) and submitted for laboratory analysis for volatile organic compounds (VOCs) STARs List via EPA Method 8260 modified to include MTBE.

- October 18, 2006 - Groundwater samples were collected from five (5) monitoring wells (MW-1, MW-3 through MW-6) and submitted for laboratory analysis for volatile organic compounds (VOCs) STARs List via EPA Method 8260 modified to include MTBE.

- January 9, 2007 - Groundwater samples were collected from five (5) monitoring wells (MW-1, MW-3 through MW-6) and submitted for laboratory analysis for volatile organic compounds (VOCs) STARs List via EPA Method 8260 modified to include MTBE.

- April 11, 2007 - Groundwater samples were collected from five (5) monitoring wells (MW-1, MW-3 through MW-6) and submitted for laboratory analysis for volatile organic compounds (VOCs) STARs List via EPA Method 8260 modified to include MTBE.

- July 11, 2007 - Groundwater samples were collected from five (5) monitoring wells (MW-1, MW-3 through MW-6) and submitted for laboratory analysis for volatile organic compounds (VOCs) STARs List via EPA Method 8260 modified to include MTBE.

- October 24, 2007 - Groundwater samples were collected from five (5) monitoring wells (MW-1, MW-3 through MW-6) and submitted for laboratory analysis for volatile organic compounds (VOCs) STARs List via EPA Method 8260 modified to include MTBE.\

- January 22, 2008 - Groundwater samples were collected from five (5) monitoring wells (MW-1, MW-3 through MW-6) and submitted for laboratory analysis for volatile organic compounds (VOCs) STARs List via EPA Method 8260 modified to include MTBE.

- April 2, 2008 - Groundwater samples were collected from five (5) monitoring wells (MW-1, MW-3 through MW-6) and submitted for laboratory analysis for volatile organic compounds (VOCs) STARs List via EPA Method 8260 modified to include MTBE.

- July 30, 2008 - Groundwater samples were collected from five (5) monitoring wells (MW-1, MW-3 through MW-6) and submitted for laboratory analysis for volatile organic compounds (VOCs) STARs List via EPA Method 8260 modified to include MTBE.

- October 9, 2008 - Groundwater samples were collected from five (5) monitoring wells (MW-1, MW-3 through MW-6) and submitted for laboratory analysis for volatile organic compounds (VOCs) STARs List via EPA Method 8260 modified to include MTBE.

- January 7, 2009 - Groundwater samples were collected from five (5) monitoring wells (MW-1, MW-3 through MW-6) and submitted for laboratory analysis for volatile organic compounds (VOCs) STARs List via EPA Method 8260 modified to include MTBE.

- April 8, 2009 - Groundwater samples were collected from five (5) monitoring wells (MW-1, MW-3 through MW-6) and submitted for laboratory analysis for volatile organic compounds (VOCs) STARs List via EPA Method 8260 modified to include MTBE.

- July 30, 2009 - Groundwater samples were collected from five (5) monitoring wells (MW-1, MW-3 through MW-6) and submitted for laboratory analysis for volatile organic compounds (VOCs) STARs List via EPA Method 8260 modified to include MTBE.

- August 4, 2009 – Advanced eleven (11) soil borings (GP-1 through GP-11) on site to assess soil impacts on site.

- October 7, 2009 - Groundwater samples were collected from four (4) monitoring wells (MW-1, MW-3, MW-5 and MW-6) and submitted for laboratory analysis for volatile organic compounds (VOCs) STARs List via EPA Method 8260 modified to include MTBE.

- September 17, 2013 – Installed two (2) monitoring wells (MW-7 and MW-8) to delineate downgradient edge of plume and collect soil samples (EPA 8260).

APPENDIX B

GEOLOGIC LOG LEGGETTE, BRASHEARS & GRAHAM, INC. WHITE PLAINS, NEW YORK	**OWNER:** Cumberland Farms, Inc. **WELL NO.:** GP-1 **PAGE:** 1 **OF** 1 **PAGE**
SITE LOCATION: Cumberland Farms, Inc., Rochester 1365 St. Paul Street Rochester, New York	**SCREEN SIZE & TYPE:** --- **SLOT NO.:** --- **SETTING:** ---
DATE COMPLETED: August 4, 2009	**SAND PACK SIZE & TYPE:** ---
DRILLING COMPANY: Zebra **DRILLERS:** Phil and Dom	**SETTING:** ---
	CASING SIZE & TYPE: ---
DRILLING METHOD: Geoprobe	**SETTING:** ---
SAMPLING METHOD: Macrocore	**SEAL TYPE:** ---
OBSERVER: Brian Hawe	**SETTING:** ---
REFERENCE POINT (RP): Grade	**BACKFILL TYPE:** Cuttings
ELEVATION OF RP: ---	**STATIC WATER LEVEL:** ---
STICK-UP: ---	**DEVELOPMENT METHOD:** ---
SURFACE COMPLETION: Asphalt patch	**DURATION:** --- **YIELD:** ---
REMARKS: Sampled at 3-6 ft bg (feet below grade). Refusal at 6 ft bg. Water at 5.5 ft bg.	
ABBREVIATIONS: **SS = split spoon** **W = wash** **C = cuttings** **G = grab** **ST = shelby tube** **MC = Macrocore** **REC = Recovery** **PPM = parts per million**	

DEPTH (FEET) FROM	DEPTH (FEET) TO	SAMPLE TYPE	BLOW COUNT	REC. (FEET)	PID READING (PPM)	DESCRIPTION
0	3	C	---	---	0.0	FILL/sand, medium to fine, brown, moist, no odor, angular gravel.
3	6	MC	---	1.5	0.0	FINE SAND and silt, few pebbles, brown, saturated at 5.5 ft bg, no odor.

dmd
August 6, 2009
f:\reports\cfi\rochester\2009-07 geoprobe inv\gp1 thru gp11 log.doc

GEOLOGIC LOG LEGGETTE, BRASHEARS & GRAHAM, INC. WHITE PLAINS, NEW YORK	**OWNER:** Cumberland Farms, Inc. **WELL NO.:** GP-2 **PAGE:** 1 **OF** 1 **PAGE**
SITE LOCATION: Cumberland Farms, Inc., Rochester 1365 St. Paul Street Rochester, New York	**SCREEN SIZE & TYPE:** --- **SLOT NO.:** --- **SETTING:** ---
DATE COMPLETED: August 4, 2009	**SAND PACK SIZE & TYPE:** --- **SETTING:** ---
DRILLING COMPANY: Zebra **DRILLERS:** Phil and Dom	**CASING SIZE & TYPE:** --- **SETTING:** ---
DRILLING METHOD: Geoprobe	
SAMPLING METHOD: Macrocore	**SEAL TYPE:** --- **SETTING:** ---
OBSERVER: Brian Hawe	
REFERENCE POINT (RP): Grade	**BACKFILL TYPE:** Cuttings
ELEVATION OF RP: ---	**STATIC WATER LEVEL:** ---
STICK-UP: ---	**DEVELOPMENT METHOD:** ---
SURFACE COMPLETION: Asphalt patch	**DURATION:** --- **YIELD:** ---
REMARKS: Sampled at 3-4 ft bg (feet below grade). Refusal at 4 ft bg (concrete).	
ABBREVIATIONS: **SS = split spoon** **W = wash** **C = cuttings** **G = grab** **ST = shelby tube** **MC = Macrocore** **REC = Recovery** **PPM = parts per million**	

DEPTH (FEET) FROM	DEPTH (FEET) TO	SAMPLE TYPE	BLOW COUNT	REC. (FEET)	PID READ-ING (PPM)	DESCRIPTION
0	3	C	---	---	0.0	FILL, sand, medium to fine, brown, moist, no odor, angular gravel.
3	4	MC	---	6 inches	32	SAND, medium to fine, few pebbles, moist, brown, slight odor.

dmd
August 6, 2009
f:\reports\cfi\rochester\2009-07 geoprobe inv\gp1 thru gp11 log.doc

GEOLOGIC LOG LEGGETTE, BRASHEARS & GRAHAM, INC. WHITE PLAINS, NEW YORK	**OWNER:** Cumberland Farms, Inc. **WELL NO.:** GP-3 **PAGE:** 1 **OF** 1 **PAGE**
SITE LOCATION: Cumberland Farms, Inc., Rochester 1365 St. Paul Street Rochester, New York	**SCREEN SIZE & TYPE:** --- **SLOT NO.:** --- **SETTING:** ---
DATE COMPLETED: August 4, 2009	**SAND PACK SIZE & TYPE:** ---
DRILLING COMPANY: Zebra **DRILLERS:** Phil and Dom	**SETTING:** --- **CASING SIZE & TYPE:** ---
DRILLING METHOD: Geoprobe	**SETTING:** ---
SAMPLING METHOD: Macrocore	**SEAL TYPE:** ---
OBSERVER: Brian Hawe	**SETTING:** ---
REFERENCE POINT (RP): Grade	**BACKFILL TYPE:** Cuttings
ELEVATION OF RP: ---	**STATIC WATER LEVEL:** ---
STICK-UP: ---	**DEVELOPMENT METHOD:** ---
SURFACE COMPLETION: Asphalt patch	**DURATION:** --- **YIELD:** ---
REMARKS: * Sample. Weathered bedrock at ~11 ft bg. Water at ~5 ft bg.	
ABBREVIATIONS: **SS = split spoon** **W = wash** **C = cuttings** **G = grab** **ST = shelby tube** **MC = Macrocore** **REC = Recovery** **PPM = parts per million**	

DEPTH (FEET) FROM	DEPTH (FEET) TO	SAMPLE TYPE	BLOW COUNT	REC. (FEET)	PID READING (PPM)	DESCRIPTION
0	3	C	---	---	20.1	FILL, sand, medium to fine, brown, moist, slight odor, angular gravel.
*3	7	MC	---	4	336	3-3.5: Fine sand and silt, gray, moist, slight odor. 3.5-4: Crushed stone. 4-5: Sand, medium to fine, pebbles, gray, moist, odor. 5-7: Sand, medium to fine, silt, black to brown, saturated, odor.
*7	11	MC	---	4	380	7-8: Fine sand and silt, black to gray, saturated, odor. 8-10: Fine sand and silt, tightly packed, gray, saturated odor. 10-11: Clay to weathered bedrock, odor.

dmd
August 6, 2009
f:\reports\cfi\rochester\2009-07 geoprobe inv\gp1 thru gp11 log.doc

GEOLOGIC LOG LEGGETTE, BRASHEARS & GRAHAM, INC. WHITE PLAINS, NEW YORK	**OWNER:** Cumberland Farms, Inc. **WELL NO.:** GP-4 **PAGE:** 1 **OF** 1 **PAGE**
SITE LOCATION: Cumberland Farms, Inc., Rochester 1365 St. Paul Street Rochester, New York	**SCREEN SIZE & TYPE:** --- **SLOT NO.:** --- **SETTING:** ---
DATE COMPLETED: August 4, 2009	**SAND PACK SIZE & TYPE:** --- **SETTING:** ---
DRILLING COMPANY: Zebra **DRILLERS:** Phil and Dom	**CASING SIZE & TYPE:** --- **SETTING:** ---
DRILLING METHOD: Geoprobe	
SAMPLING METHOD: Macrocore	**SEAL TYPE:** --- **SETTING:** ---
OBSERVER: Brian Hawe	
REFERENCE POINT (RP): Grade	**BACKFILL TYPE:** Cuttings
ELEVATION OF RP: ---	**STATIC WATER LEVEL:** ---
STICK-UP: ---	**DEVELOPMENT METHOD:** ---
SURFACE COMPLETION: Asphalt patch	**DURATION:** --- **YIELD:** ---
REMARKS: Sampled at 7-8.5 ft bg (feet below grade) and 11-12 ft bg. Bedrock at ~12 ft bg. Water at 6 ft bg.	
ABBREVIATIONS: **SS = split spoon** **W = wash** **C = cuttings** **G = grab** **ST = shelby tube** **MC = Macrocore** **REC = Recovery** **PPM = parts per million**	

DEPTH (FEET) FROM	DEPTH (FEET) TO	SAMPLE TYPE	BLOW COUNT	REC. (FEET)	PID READING (PPM)	DESCRIPTION
0	3	C	---	---	0.0	SAND, medium to fine, brown, moist, no odor, angular gravel, cobbles.
3	7	MC	---	3.5	156	SAND, medium to fine, trace silt ~4 ft bg, small cobbles, pebbles, saturated odor, gray, some black.
*7	11	MC	---	4	255	7-8.5: Fine sand and silt, gray to black, small cobbles, tightly packed, moist, odor.
					137	8.5-10: Tightly packed silt, few pebbles, moist, odor, gray.
					2.4	10-11: Tightly packed silt, few pebbles, moist, no odor, gray.
*11	12	MC	---	1	4.7	Tightly packed silt, brown, moist, no odor.

dmd
August 6, 2009

GEOLOGIC LOG LEGGETTE, BRASHEARS & GRAHAM, INC. WHITE PLAINS, NEW YORK	**OWNER:** Cumberland Farms, Inc. **WELL NO.:** GP-5 **PAGE:** 1 **OF** 1 **PAGE**
SITE LOCATION: Cumberland Farms, Inc., Rochester 1365 St. Paul Street Rochester, New York	**SCREEN SIZE & TYPE:** --- **SLOT NO.:** --- **SETTING:** ---
DATE COMPLETED: August 4, 2009	**SAND PACK SIZE & TYPE:** --- **SETTING:** ---
DRILLING COMPANY: Zebra **DRILLERS:** Phil and Dom	**CASING SIZE & TYPE:** --- **SETTING:** ---
DRILLING METHOD: Geoprobe	
SAMPLING METHOD: Macrocore	**SEAL TYPE:** --- **SETTING:** ---
OBSERVER: Brian Hawe	
REFERENCE POINT (RP): Grade	**BACKFILL TYPE:** Cuttings
ELEVATION OF RP: ---	**STATIC WATER LEVEL:** ---
STICK-UP: ---	**DEVELOPMENT METHOD:** ---
SURFACE COMPLETION: Asphalt patch	**DURATION:** --- **YIELD:** ---
REMARKS: Water at 5 ft bg (feet below grade). Refusal at 12 ft bg. Samples at 3-7, 7-11, 11-12 ft bg.	
ABBREVIATIONS: **SS = split spoon** **W = wash** **C = cuttings** **G = grab** **ST = shelby tube** **MC = Macrocore** **REC = Recovery** **PPM = parts per million**	

DEPTH (FEET)		SAMPLE TYPE	BLOW COUNT	REC. (FEET)	PID READING (PPM)	DESCRIPTION
FROM	TO					
0	3	C	---	---	0.0	CRUSHED gravel/stone fill, moist, no odor.
*3	7	MC	---	4	440	SAND, medium to fine, silt, small cobbles, saturated at 5 ft bg, gray, odor.
*7	11	MC	---	4	453	FINE sand and silt, tightly packed, small pebbles, gray, saturated, odor.
*11	12	MC	---	6 inches	257	FINE sand and silt, tightly packed to weathered bedrock, gray, saturated, odor.

dmd
August 6, 2009
f:\reports\cfi\rochester\2009-07 geoprobe inv\gp1 thru gp11 log.doc

GEOLOGIC LOG LEGGETTE, BRASHEARS & GRAHAM, INC. WHITE PLAINS, NEW YORK	**OWNER:** Cumberland Farms, Inc. **WELL NO.:** GP-6 **PAGE:** 1 **OF** 1 **PAGE**
SITE LOCATION: Cumberland Farms, Inc., Rochester 1365 St. Paul Street Rochester, New York	**SCREEN SIZE & TYPE:** --- **SLOT NO.:** --- **SETTING:** ---
DATE COMPLETED: August 4, 2009	**SAND PACK SIZE & TYPE:** --- **SETTING:** ---
DRILLING COMPANY: Zebra **DRILLERS:** Phil and Dom	**CASING SIZE & TYPE:** --- **SETTING:** ---
DRILLING METHOD: Geoprobe	
SAMPLING METHOD: Macrocore	**SEAL TYPE:** --- **SETTING:** ---
OBSERVER: Brian Hawe	
REFERENCE POINT (RP): Grade	**BACKFILL TYPE:** Cuttings
ELEVATION OF RP: ---	**STATIC WATER LEVEL:** ---
STICK-UP: ---	**DEVELOPMENT METHOD:** ---
SURFACE COMPLETION: Asphalt patch	**DURATION:** --- **YIELD:** ---
REMARKS: Water at 5 ft bg (feet below grade). Bedrock at 13 ft bg. Sampled: 3-7, 8-9.5, 11-13 ft bg.	
ABBREVIATIONS: **SS = split spoon** **W = wash** **C = cuttings** **G = grab** **ST = shelby tube** **MC = Macrocore** **REC = Recovery** **PPM = parts per million**	

DEPTH (FEET) FROM	DEPTH (FEET) TO	SAMPLE TYPE	BLOW COUNT	REC. (FEET)	PID READING (PPM)	DESCRIPTION
0	3	C	---	---	0.0	SAND, medium to fine, moist, brown, no odor, angular gravel.
*3	7	MC	---	6 inches	273	FINE sand and silt, small cobbles, black, saturated, odor.
7	11	MC	---	4	241	7-8: Fine sand and silt, few pebbles, saturated, black, odor.
					462	8-9.5: Silt and fine sand, few pebbles, saturated, gray, odor.
					328	9.5-11: Tightly packed silt.
*11	13	MC	---	2	330	Tightly packed silt, moist, gray, odor, until bedrock at 13 ft bg.

dmd
August 6, 2009

GEOLOGIC LOG LEGGETTE, BRASHEARS & GRAHAM, INC. WHITE PLAINS, NEW YORK	**OWNER:** Cumberland Farms, Inc. **WELL NO.:** GP-7 **PAGE:** 1 **OF** 1 **PAGE**
SITE LOCATION: Cumberland Farms, Inc., Rochester 1365 St. Paul Street Rochester, New York	**SCREEN SIZE & TYPE:** --- **SLOT NO.:** --- **SETTING:** ---
DATE COMPLETED: August 5, 2009	**SAND PACK SIZE & TYPE:** ---
DRILLING COMPANY: Zebra **DRILLERS:** Phil and Dom	**SETTING:** --- **CASING SIZE & TYPE:** ---
DRILLING METHOD: Geoprobe	**SETTING:** ---
SAMPLING METHOD: Macrocore	**SEAL TYPE:** ---
OBSERVER: Brian Hawe	**SETTING:** ---
REFERENCE POINT (RP): Grade	**BACKFILL TYPE:** Cuttings
ELEVATION OF RP: ---	**STATIC WATER LEVEL:** ---
STICK-UP: ---	**DEVELOPMENT METHOD:** ---
SURFACE COMPLETION: Asphalt patch	**DURATION:** --- **YIELD:** ---
REMARKS: Water at 6 ft bg. Refusal at 14 ft bg. Samples at 3-7, 7-9, 9-11, 11-14 ft bg.	
ABBREVIATIONS: **SS = split spoon** **W = wash** **C = cuttings** **G = grab** **ST = shelby tube** **MC = Macrocore** **REC = Recovery** **PPM = parts per million**	

DEPTH (FEET) FROM	DEPTH (FEET) TO	SAMPLE TYPE	BLOW COUNT	REC. (FEET)	PID READING (PPM)	DESCRIPTION
0	3	C	---	---	0.0	FILL and angular stone, no odor.
*3	7	MC	---	3	0.0	FINE sand and silt, pebbles, brown, moist, saturated at 6 ft bg, layer of RCA at 4 ft bg, no odor.
*7	9	MC	---	2	0.0	SILT and fine sand, few pebbles, brown, saturated, no odor.
*9	11	MC	---	2	421	SILT to clay, very tight, black to gray, moist, odor.
*11	14	MC	---	3	382	CLAY, moist, gray, slight odor.

dmd
August 6, 2009
f:\reports\cfi\rochester\2009-07 geoprobe inv\gp1 thru gp11 log.doc

GEOLOGIC LOG LEGGETTE, BRASHEARS & GRAHAM, INC. WHITE PLAINS, NEW YORK	**OWNER:** Cumberland Farms, Inc. **WELL NO.:** GP-8 **PAGE:** 1 **OF** 1 **PAGE**
SITE LOCATION: Cumberland Farms, Inc., Rochester 1365 St. Paul Street Rochester, New York	**SCREEN SIZE & TYPE:** --- **SLOT NO.:** --- **SETTING:** ---
DATE COMPLETED: August 5, 2009	**SAND PACK SIZE & TYPE:** --- **SETTING:** ---
DRILLING COMPANY: Zebra **DRILLERS:** Phil and Dom	**CASING SIZE & TYPE:** --- **SETTING:** ---
DRILLING METHOD: Geoprobe	
SAMPLING METHOD: Macrocore	**SEAL TYPE:** --- **SETTING:** ---
OBSERVER: Brian Hawe	
REFERENCE POINT (RP): Grade	**BACKFILL TYPE:** Cuttings
ELEVATION OF RP: ---	**STATIC WATER LEVEL:** ---
STICK-UP: ---	**DEVELOPMENT METHOD:** ---
SURFACE COMPLETION: Asphalt patch	**DURATION:** --- **YIELD:** ---
REMARKS: Water at 7 ft bg (feet below grade). Bedrock at 11 ft bg. Sampled at 3-7 and 7-11 ft bg.	
ABBREVIATIONS: **SS = split spoon** **W = wash** **C = cuttings** **G = grab** **ST = shelby tube** **MC = Macrocore** **REC = Recovery** **PPM = parts per million**	

DEPTH (FEET) FROM	DEPTH (FEET) TO	SAMPLE TYPE	BLOW COUNT	REC. (FEET)	PID READING (PPM)	DESCRIPTION
0	3	C	---	---	0.0	FILL and angular gravel, moist, no odor.
*3	7	MC	---	1	0.0	FINE sand and silt, pebbles and crushed gravel, moist, brown, no odor.
*7	11	MC	---	2.5	334	8-9.5: Pea gravel and filter fabric. 9.5-11: Fine sand and silt to silt and clay, tightly packed, black to gray, saturatedd, odor.
	11					Weathered bedrock.

dmd
August 6, 2009

GEOLOGIC LOG LEGGETTE, BRASHEARS & GRAHAM, INC. WHITE PLAINS, NEW YORK	**OWNER:** Cumberland Farms, Inc. **WELL NO.:** GP-9 **PAGE:** 1 **OF** 1 **PAGE**
SITE LOCATION: Cumberland Farms, Inc., Rochester 1365 St. Paul Street Rochester, New York	**SCREEN SIZE & TYPE:** --- **SLOT NO.:** --- **SETTING:** ---
DATE COMPLETED: August 5, 2009	**SAND PACK SIZE & TYPE:** ---
DRILLING COMPANY: Zebra **DRILLERS:** Phil and Dom	**SETTING:** --- **CASING SIZE & TYPE:** ---
DRILLING METHOD: Geoprobe	**SETTING:** ---
SAMPLING METHOD: Macrocore	**SEAL TYPE:** ---
OBSERVER: Brian Hawe	**SETTING:** ---
REFERENCE POINT (RP): Grade	**BACKFILL TYPE:** Cuttings
ELEVATION OF RP: ---	**STATIC WATER LEVEL:** ---
STICK-UP: ---	**DEVELOPMENT METHOD:** ---
SURFACE COMPLETION: Asphalt patch	**DURATION:** --- **YIELD:** ---
REMARKS: Refusal (bedrock) at 12 ft bg (feet below grade). Water at 6 ft bg. Sampled: 3-6, 6-7, 7-11, 11-12 ft bg.	
ABBREVIATIONS: **SS = split spoon** **W = wash** **C = cuttings** **G = grab** **ST = shelby tube** **MC = Macrocore** **REC = Recovery** **PPM = parts per million**	

DEPTH (FEET) FROM	DEPTH (FEET) TO	SAMPLE TYPE	BLOW COUNT	REC. (FEET)	PID READING (PPM)	DESCRIPTION
0	3	C	---	---	0.0	FILL and angular gravel, moist, no odor.
*3	6	MC	---	3	0.0	FINE sand and silt, few small cobbles, brown, moist, no odor.
*6	7	MC	---	1	599	FINE sand and silt, black, saturated, odor.
*7	11	MC	---	3	264	FINE sand and silt, black, saturated, odor, to silt and clay toward 11 ft bg.
*11	12	MC	---	1	100	CLAY, tight gray, moist, odor.

dmd
August 6, 2009
f:\reports\cfi\rochester\2009-07 geoprobe inv\gp1 thru gp11 log.doc

GEOLOGIC LOG LEGGETTE, BRASHEARS & GRAHAM, INC. WHITE PLAINS, NEW YORK	**OWNER:** Cumberland Farms, Inc. **WELL NO.:** GP-10 **PAGE:** 1 **OF** 1 **PAGE**
SITE LOCATION: Cumberland Farms, Inc., Rochester 1365 St. Paul Street Rochester, New York	**SCREEN SIZE & TYPE:** --- **SLOT NO.:** --- **SETTING:** ---
DATE COMPLETED: August 5, 2009	**SAND PACK SIZE & TYPE:** --- **SETTING:** ---
DRILLING COMPANY: Zebra **DRILLERS:** Phil and Dom	**CASING SIZE & TYPE:** --- **SETTING:** ---
DRILLING METHOD: Geoprobe	
SAMPLING METHOD: Macrocore	**SEAL TYPE:** --- **SETTING:** ---
OBSERVER: Brian Hawe	
REFERENCE POINT (RP): Grade	**BACKFILL TYPE:** Cuttings
ELEVATION OF RP: ---	**STATIC WATER LEVEL:** ---
STICK-UP: ---	**DEVELOPMENT METHOD:** ---
SURFACE COMPLETION: Asphalt patch	**DURATION:** --- **YIELD:** ---
REMARKS: Water ~6 ft bg (feet below grade). Bedrock at 13 ft bg. Sampled 7-9, 9-11, 11-13 ft bg.	
ABBREVIATIONS: **SS = split spoon** **W = wash** **C = cuttings** **G = grab** **ST = shelby tube** **MC = Macrocore** **REC = Recovery** **PPM = parts per million**	

DEPTH (FEET) FROM	DEPTH (FEET) TO	SAMPLE TYPE	BLOW COUNT	REC. (FEET)	PID READING (PPM)	DESCRIPTION
0	3	C	---	---	0.0	SAND, medium to fine, angular gravel, red-brown, moist, no odor.
3	7	MC	---	1	---	SMALL cobbles, rock stuck in end of macrocore.
*7	9	MC	---	2	304	FINE sand and silt, brown, saturated, odor.
*9	11	MC	---	2	280	TIGHTLY packed silt, some clay, gray, moist, odor.
*11	13	MC	---	2	137	TIGHTLY packed silt, some clay, gray, moist, odor.

dmd
August 6, 2009
f:\reports\cfi\rochester\2009-07 geoprobe inv\gp1 thru gp11 log.doc

GEOLOGIC LOG LEGGETTE, BRASHEARS & GRAHAM, INC. WHITE PLAINS, NEW YORK	**OWNER:** Cumberland Farms, Inc. **WELL NO.:** GP-11 **PAGE:** 1 **OF** 1 **PAGE**
SITE LOCATION: Cumberland Farms, Inc., Rochester 1365 St. Paul Street Rochester, New York	**SCREEN SIZE & TYPE:** --- **SLOT NO.:** --- **SETTING:** ---
DATE COMPLETED: August 5, 2009	**SAND PACK SIZE & TYPE:** ---
DRILLING COMPANY: Zebra **DRILLERS:** Phil and Dom	**SETTING:** --- **CASING SIZE & TYPE:** ---
DRILLING METHOD: Geoprobe	**SETTING:** ---
SAMPLING METHOD: Macrocore	**SEAL TYPE:** ---
OBSERVER: Brian Hawe	**SETTING:** ---
REFERENCE POINT (RP): Grade	**BACKFILL TYPE:** Cuttings
ELEVATION OF RP: ---	**STATIC WATER LEVEL:** ---
STICK-UP: ---	**DEVELOPMENT METHOD:** ---
SURFACE COMPLETION: Asphalt patch	**DURATION:** --- **YIELD:** ---
REMARKS: Water @ ~6 ft bg (feet below grade). Refusal at 13.5 ft bg. Sampled 3-7, 7-11, 11-13.5 ft bg.	
ABBREVIATIONS: **SS = split spoon** **W = wash** **C = cuttings** **G = grab** **ST = shelby tube** **MC = Macrocore** **REC = Recovery** **PPM = parts per million**	

DEPTH (FEET) FROM	DEPTH (FEET) TO	SAMPLE TYPE	BLOW COUNT	REC. (FEET)	PID READING (PPM)	DESCRIPTION
0	3	C	---	---	0.0	ANGULAR gravel, some sand, medium to fine, moist, brown, no odor.
*3	7	MC	---	1.5	153	FINE sand and silt, few small cobbles, gray, saturated, slight odor.
*7	11	MC	---	3	6.2	FINE sand and silt, few small cobbles, gray-brown, saturated, slight odor.
*11	13.5	MC	---	1.5	220	SILT and some clay, tightly packed, few cobbles, gray, moist, odor.

dmd
August 6, 2009

Soil Boring / Monitoring Well

ID NO. **MW-7**

Groundwater & Environmental Services, Inc.

PROJECT:	**Cumberland Farms V1470-1470**	SURFACE ELEV.:	**NA**	TOTAL DEPTH:	**12'**
ADDRESS:	**1365 Saint Paul Street, Rochester, NY**	WATER DEPTH:	**NA**	CASING EL.:	**NA**
JOB NO.	**1102424**	BOREHOLE DIA.:	**6.25"**	WELL DIA.:	**4"**

Logged By:	**Nicole Jarzyniecki**	Drilling Method:	**HSA**
Dates Drilled:	**9-18-13**	Sampling Method:	**Split Spoon**
Drilling Company:	**Quality Inspection Services, Inc**	Soil Class. System:	**Burmister**
Drill Rig Type:	**Acker Soil Max Truck Mount**	Field Screening:	**MiniRAE 2000 PID w/10.6 eV Lamp**

Depth (feet)	Sample Interval	Field Screen	Blow Counts	Rec.	SAMPLE LITHOLOGY	COMMENTS	COMPLETION DETAILS
0	0-2'	0.7	NA	100%	Asphalt		Road Box (0-2")
					Fill - rock	0-5' hand cleared	Bentonite Seal (2-8")
					Sand and clay with some silt and some gravel, brown to greyish brown, moist, mild organic odor		2" Sched 40 PVC Riser (0.3-2')
	2-4'	0.3	NA	100%	Sand and clay with some silt and little to some gravel, brown, moist, mild organic odor		
	4-5'	0.7	NA	100%	Silty sand, fine to medium sand, yellowish brown mottled with medium brown, dry, no odor		
5	5-7'	87.8	1,1,2,4	60%	Silty sand, fine to medium sand, yellowish brown mottled with medium brown, wet, no odor		Sand Pack (8"-12')
	7-9'	1.2	3,4,7,7	100%	Sand and clay grading to sand, brown, wet, no odor		
	9-11'	785	15,17,19,21	100%	Clay grading to clay and sand, brown to black, wet, strong odor	MW-7 (9-11') sampled for lab analysis	
10	11-12'	404	19,19	40%	Clay and silt, some sand, greyish brown, moist, strong odor		2" Sched 40 PVC 0.010 slot Screen (2-12')

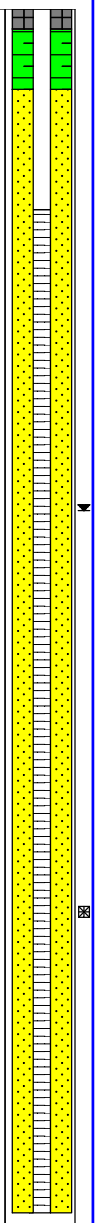

Location:
Northing/Latitude: **NA**
Easting/Longitude: **NA**
Horizontal Datum: **NA**
Vertical Datum: **NA**

General Comments:
ID = Inner Diameter
HSA = Hollow Stem Auger
NA = Not Applicable / Not Recorded

Symbol Key:
Apparent Water Level
Lab Sample Location

Soil Boring / Monitoring Well

ID NO. **SB-A**

Groundwater & Environmental Services, Inc.

PROJECT:	**Cumberland Farms V1470-1470**	SURFACE ELEV.:	**NA**	TOTAL DEPTH:	**12'**
ADDRESS:	**1365 Saint Paul Street, Rochester, NY**	WATER DEPTH:	**NA**	CASING EL.:	**NA**
JOB NO.	**1102424**	BOREHOLE DIA.:	**6.25"**	WELL DIA.:	**NA**

Logged By:	**Nicole Jarzyniecki**	Drilling Method:	**HSA**
Dates Drilled:	**9-17-2013**	Sampling Method:	**Split Spoon**
Drilling Company:	**Quality Inspection Services, Inc**	Soil Class. System:	**Burmister**
Drill Rig Type:	**Acker Soil Max Truck Mount**	Field Screening:	**MiniRAE 2000 PID w/10.6 eV Lamp**

Depth (feet)	Sample Interval	Field Screen	Blow Counts	Rec.	SAMPLE LITHOLOGY	COMMENTS	COMPLETION DETAILS
0	0-2'	0.5	NA	100%	Asphalt		
					Fill - rock	0-5' hand cleared	
					Sand with rock fragments, fine to medium sand, dry, no odor, brown		
	2-4'	0.8	NA	100%	Sand with rock fragments, fine to medium sand, little clay, dry, no odor, brown		
	4-5'	0.9	NA	100%	Sand and silt with some pebbles, fine to medium sand, moist to slighlty wet, brown, no odor		
5	5-7'	0.4	2,4,6,7	20%	Sand and silt with some pebbles, fine to medium sand, moist, brown, no odor		NA
	7-9'	0.9	6,5,5,7	50%	Sand and silt with some pebbles, fine to medium sand, moist, brown, no odor		
					Sandy clay with some silt, fine to medium sand, brown mottled with reddish brown and black, no odor, moist		
	9-11'	462	5,7,10,10	50%	Silt and sand with some clay, moist to wet, moderate odor		
10	11-12'	982	15,21	40%	Silt and sand with some clay, moist to saturated, strong odor	SB-A (11-12') sampled for lab analysis	

Location:
Northing/Latitude: **NA**
Easting/Longitude: **NA**
Horizontal Datum: **NA**
Vertical Datum: **NA**

General Comments:
ID = Inner Diameter
HSA = Hollow Stem Auger
NA = Not Applicable / Not Recorded

Symbol Key:
Apparent Water Level
Lab Sample Location

Soil Boring / Monitoring Well

ID NO. **MW-8**

Groundwater & Environmental Services, Inc.

PROJECT:	**Cumberland Farms V1470-1470**	SURFACE ELEV.:	**NA**	TOTAL DEPTH:	**12'**
ADDRESS:	**1365 Saint Paul Street, Rochester, NY**	WATER DEPTH:	**NA**	CASING EL.:	**NA**
JOB NO.	**1102424**	BOREHOLE DIA.:	**6.25"**	WELL DIA.:	**4"**

Logged By:	**Nicole Jarzyniecki**	Drilling Method:	**HSA**
Dates Drilled:	**9-18-13**	Sampling Method:	**Split Spoon**
Drilling Company:	**Quality Inspection Services, Inc**	Soil Class. System:	**Burmister**
Drill Rig Type:	**Acker Soil Max Truck Mount**	Field Screening:	**MiniRAE 2000 PID w/10.6 eV Lamp**

Depth (feet)	Sample Interval	Field Screen	Blow Counts	Rec.	SAMPLE LITHOLOGY	COMMENTS	COMPLETION DETAILS
0	0-2'	0.2	NA	100%	Asphalt		Road Box (0-2")
					Fill - rock	0-5' hand cleared	Bentonite Seal (2-8")
					Sand, little silt, some rock, brown, dry, no odor		2" Sched 40 PVC Riser (0.3-2')
	2-4'	0.4	NA	100%	Sand, little silt, some rock, brown, dry, no odor		
	4-5'	0.4	NA	100%	Sand, little to some silt, brown, dry, no odor		
5	5-7'	3.8	1,2,4,10	NA	Silt and clay, brown, moist, no odor		Sand Pack (8"-12')
	7-9'	2.7	16,18,19,22	NA	Silt and clay, brown, moist, no odor		
	9-11'	12.8	7,11,50/2"	NA	Silt and clay, rock in bottom of shoe, brown, moist, no odor	MW-7 (9-11') sampled for lab analysis	
10						Refusal at 10', drilled into rock down to 12 feet to set well.	2" Sched 40 PVC 0.010 slot Screen (2-12')

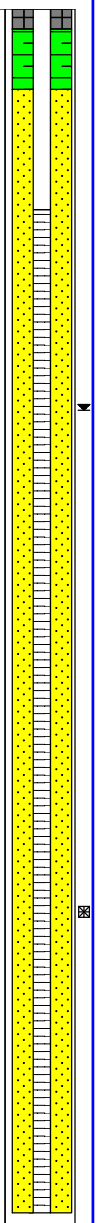

Location:
Northing/Latitude: **NA**
Easting/Longitude: **NA**
Horizontal Datum: **NA**
Vertical Datum: **NA**

General Comments:
ID = Inner Diameter
HSA = Hollow Stem Auger
NA = Not Applicable / Not Recorded

Symbol Key:
Apparent Water Level
Lab Sample Location

Soil Boring / Monitoring Well

ID NO. **SB-B**

Groundwater & Environmental Services, Inc.

PROJECT:	**Cumberland Farms V1470-1470**	SURFACE ELEV.:	**NA**	TOTAL DEPTH:	**12'**
ADDRESS:	**1365 Saint Paul Street, Rochester, NY**	WATER DEPTH:	**NA**	CASING EL.:	**NA**
JOB NO.	**1102424**	BOREHOLE DIA.:	**6.25"**	WELL DIA.:	**NA**

Logged By:	**Nicole Jarzyniecki**	Drilling Method:	**HSA**
Dates Drilled:	**9-17-2013**	Sampling Method:	**Split Spoon**
Drilling Company:	**Quality Inspection Services, Inc**	Soil Class. System:	**Burmister**
Drill Rig Type:	**Acker Soil Max Truck Mount**	Field Screening:	**MiniRAE 2000 PID w/10.6 eV Lamp**

Depth (feet)	Sample Interval	Field Screen	Blow Counts	Rec.	SAMPLE LITHOLOGY	COMMENTS	COMPLETION DETAILS
0	0-2'	0.1	NA	100%	Asphalt Fill - rock Sand with rock fragments, fine to medium sand, moist, no odor, brown	0-5' hand cleared	
	2-4'	0.3	NA	100%	Sand with rock fragments, fine to medium sand, little silt, very moist, no odor, brown		
	4-5'	0.3	NA	100%	Silt and sand with little gravel and some larger rock fragments, fine to medium sand, very moist, brown, no odor		
5	5-7'	27.8	2,3,3,4	25%	Silt and sand with little gravel and some larger rock fragments grading to silt and clay with some sand and gravel, moist, brown, no odor		NA
	7-9'	3.1	3,4,7,7	25%	Silt and clay with some sand and gravel grading to clay with some silt and gravel, wet to moist, olive to brown, no odor		
	9-11'	90.8	5,8,17,21	NA	Silt and clay, trace gravel, very tight, olive brown mottled with black, moderate odor		
10	11-12'	1071	17,30	NA	Silt and clay, trace gravel, very tight, olive brown mottled with black, moderate odor	SB-B (11-12') sampled for lab analysis	

Location:
Northing/Latitude: **NA**
Easting/Longitude: **NA**
Horizontal Datum: **NA**
Vertical Datum: **NA**

General Comments:
ID = Inner Diameter
HSA = Hollow Stem Auger
NA = Not Applicable / Not Recorded

Symbol Key:
Apparent Water Level
Lab Sample Location

LaBella Associates, D.P.C.
300 State Street

Rochester, New York 14614

Appendix 8

Remedial Soil Excavation Summary- Former Cumberland Farms Station #V1470/1470, 1365 Saint Paul Street

October 2, 2017

Mr. David Dake
New York State Department of
Environmental Conservation - Region 8
6274 Avon-Lima Road
Avon, New York 14414-9516

Re: **Remedial Soil Excavation Summary**
Former Cumberland Farms Station #V1470/1470
1365 Saint Paul Street
Rochester, New York
NYSDEC Spill #97-08387

Dear Mr. Dake:

Please find the enclosed *Remedial Soil Excavation Summary* prepared by Groundwater & Environmental Services, Inc. (GES), on behalf of Cumberland Farms, Inc. (CFI), for the Former Cumberland Farms Station #V1470/1470 located at 1365 Saint Paul Street, Rochester, New York (the Site). The enclosed report summarizes the remedial soil excavation conducted between January and May 2017.

In addition, on behalf of CFI, GES proposes continuation of semi-annual groundwater monitoring and sampling in order to evaluate the effectiveness of the remedial activities completed at the Site.

Should you have any questions or comments regarding the information provided herein, please contact the undersigned at (800) 360-9405, extension 4330 and (866) 839-5195, extension 3862, respectively.

Respectfully Submitted,

Groundwater & Environmental Services, Inc.

On behalf of
Sara Kosari
Junior Geologist

Christina Andreotto
Project Manager

cc: Christopher Johnson, P.G. – Cumberland Farms, Inc.
Bryan Gallagher – Kodak

REMEDIAL SOIL EXCAVATION SUMMARY

Former Cumberland Farms Station #V1470/1470
1365 Saint Paul Street
Rochester, New York
NYSDEC Spill #97-08387

Prepared for:

Mr. Christopher Johnson, P.G.
Senior Project Manager
Cumberland Farms, Inc.
165 Flanders Road
Westborough MA 01581

Prepared by:

Groundwater & Environmental Services, Inc.
89 Cabot Court, Suite A
Hauppauge, New York 11788
October 2017

REMEDIAL SOIL EXCAVATION SUMMARY

Former Cumberland Farms Station #V1470/1470
1365 Saint Paul Street
Rochester, New York
NYSDEC Spill #97-08387

Prepared for:

Mr. Christopher Johnson, P.G.
Senior Project Manager
Cumberland Farms, Inc.
165 Flanders Road
Westborough, Massachusetts 01581

October 2017

Prepared by:

On behalf of
Sara Kosari
Junior Geologist

Reviewed by:

Christina Andreotto
Project Manager

Groundwater & Environmental Services, Inc.

89 Cabot Court, Suite A
Hauppauge, New York 11788
800-360-9405 Phone
631-582-4410 Fax

TABLE OF CONTENTS

1.0 INTRODUCTION 2

2.0 SITE DESCRIPTION 2

3.0 REMEDIAL SOIL EXCAVATION 2

3.1 Health and Safety Plan 3

3.2 Community Air Monitoring 3

3.3 Soil Sampling Activities 4

3.4 Abandoned Underground Storage Tank Removal 4

3.5 Abandoned Boiler Removal 4

3.6 Natural Attenuation Enhancement 5

3.7 Backfilling 5

3.8 Soil Analytical Results 5

3.9 Waste Disposal 6

4.0 CONCLUSIONS AND RECOMMENDATIONS 7

LIST OF FIGURES

Figure 1 Site Map
Figure 2 Areas of Excavation Map – May 2017
Figure 3 Excavation Soil Sample Location Map – May 2017

LIST OF TABLES

Table 1 Soil Analytical Data – Sidewall & Bottom Samples

LIST OF APPENDICES

Appendix A List of Acronyms
Appendix B Laboratory Analytical Reports – Soil
Appendix C Non-Hazardous Waste Manifests
Appendix D Photographic Log

1.0 INTRODUCTION

Groundwater and Environmental Services, Inc. (GES) was contracted by Cumberland Farms, Inc. (CFI) to provide environmental oversight of remedial soil excavation activities completed at the former Cumberland Farms Station #V1470/1470, located at 1365 Saint Paul Street, Rochester, New York (Site). The excavation activities were conducted in accordance with the *Remedial Action Plan*, dated February 22, 2016. The NYSDEC assigned Spill #97-08387 to the Site in 1997 as a result of human error. A Site plan depicting the former Site features is provided on **Figure 1**.

This *Remedial Soil Excavation Summary* report summarizes the excavation activities performed at the Site in between January and May of 2017 and discusses post-excavation conditions at the Site.

2.0 SITE DESCRIPTION

The Site is a former Cumberland Farms service station located at 1365 Saint Paul Street, Rochester, New York. The Site operated as a gasoline refueling station and automobile repair facility prior to 1991. The Cumberland Farms service station operated until approximately 1991 when CFI divested the subject property. The property has an impermeable cap consisting predominantly of asphalt and concrete. The Site is currently utilized as a parking lot for Kodak and is located within a mixed commercial and residential use area.

Properties immediately surrounding the site include the following:

- North: Commercial parking lot and residential buildings;
- South: Residential buildings;
- East: Residential buildings; and,
- West: Commercial parking lot and the Genesee River beyond.

3.0 REMEDIAL SOIL EXCAVATION

TREC Environmental, Inc. (TREC), with environmental oversight provided by GES, performed soil excavation activities with the intent of removing hydrocarbon soil impacts remaining on-Site. The soil excavation activities were performed between January 9, 2017 and May 12, 2017. Excavation activities completed in January 2017 were initially halted due to the discovery of an abandoned underground storage tank (UST) within one of the extended excavation areas. Upon completion of further assessment and tank removal, the excavation activities resumed and were completed in May 2017.

A figure showing the excavation limits is provided as **Figure 2** and a Soil Sample Location Map is provided as **Figure 3**.

Soil excavation activities were performed in the vicinity of four (4) discrete areas:

Initial Excavation: The main excavation area was located within the vicinity of a former UST field in the northern portion of the Site (Figure 2). The extent of the excavation was approximately 64 by 62 feet. With the exception of the northeast corner, which reached a depth of 7 ft bgs, the entire area was excavated to a depth of approximately 12 ft bgs. Approximately 1,700 cubic yards (yd^3) of non-hazardous soil was removed from this area. In addition, monitoring wells MW-4 and MW-5, which were located in this area, were destroyed during completion of excavation activities.

Area 1: This excavation area was located on the northwestern section of the former UST field (Figure 2). The extent of the excavation was approximately 18 by 34 feet. The entire area was excavated to a depth of approximately 12 ft bgs. In addition, a concrete slab foundation was encountered in this area at a depth of approximately 7 ft bgs. Approximately 275 yd^3 of non-hazardous soil was removed from this area.

Area 2: This excavation area was located within the vicinity of the former dispenser islands to the south of Area 1 (Figure 2). The extent of the excavation was approximately 46 by 24 feet. The entire area was excavated to a depth of approximately 12 ft bgs. Approximately 500 yd^3 of non-hazardous soil was removed from this area.

Area 3: The final excavation area was located within the vicinity of the former CFI service station building in the southwest portion of the Site (Figure 2). The extent of the excavation was approximately 35 by 16 feet. The entire area was excavated to a depth of approximately 12 ft bgs. Approximately 250 yd^3 of non-hazardous soil was removed from this area.

3.1 Health and Safety Plan

In accordance with GES' health and safety program, a Site-specific Health and Safety Plan (HASP) and relevant Job Safety Analyses (JSAs) were present on-Site for the duration of the soil excavation activities. In general, the HASP and JSAs acted as the primary guides to performing work that is protective of GES personnel, its subcontractors and the public community while in the field. Additionally, the HASP included guidance on conducting ambient air monitoring to ensure the protection of personnel in the vicinity of excavation activities. Health and safety meetings were conducted on-Site to review the scope of work for daily tasks as well as discuss the potential hazards associated with each task and the appropriate mitigation techniques to reduce or remove hazards.

3.2 Community Air Monitoring

An air monitoring plan was implemented on-Site during the excavation of soils. Periodic ambient air monitoring was performed utilizing a PID along the property boundary and within the work zone to ensure the protection of GES personnel, contractors and the public community. The PID model used was a MiniRAE 3000 Portable VOC Monitor equipped with a 10.6 eV lamp. The PID was calibrated utilizing ambient air and 100 ppm_v isobutylene span gas.

Specifically, the air monitoring plan was implemented to protect the downwind community (i.e., off-Site receptors including residents and workers) from potential airborne contaminant releases that may have been a direct result of the excavation activities.

- Volatile Organic Compounds (VOCs)
  - VOC readings were collected along the Site boundaries periodically
  - Although vapor levels at the down-wind boundary did not exceed action levels, VOC suppression techniques were utilized during excavation activities and upon leaving the work Site for the day. Vapor suppression techniques used included:
    - Covering stockpiled contaminated soils with poly sheeting

3.3 Soil Sampling Activities

During the soil excavation activities, soil samples were periodically collected and screened with a PID to evaluate the progression of the excavation. The PID model used was a MiniRAE 3000 Portable VOC Monitor equipped with a 10.6 eV lamp. The PID was calibrated utilizing ambient air and a 100 ppm_v isobutylene span gas. Once the PID readings indicated that the soil impacts had been successfully removed or the terminal extents of the excavations were reached, sidewall and bottom endpoint samples were collected from the excavation, containerized in laboratory supplied jars, immediately placed on ice and delivered under chain-of-custody to TestAmerica, Inc. of Nashville, Tennessee (TestAmerica), a New York State Department of Health (NYSDOH) approved laboratory. The samples were submitted for analysis of NYSDEC CP-51 Listed VOCs via EPA Method 8260.

The soil sample locations and limits of the excavation areas are depicted on the Soil Sample Location Map provided as **Figure 3**.

3.4 Abandoned Underground Storage Tank Removal

On January 11, 2017, an abandoned approximately 550-gallon steel UST was uncovered in Area 2 of the excavation. Once uncovered, the excavation around the UST was stopped until the UST was removed. TREC conducted tank removal activities on May 2, 2017. Tank removal activities involved the following tasks: tank cleaning, unearthing and removing the UST, soil sample screening with a PID upon completion of removal activities, and post-excavation soil sampling.

3.5 Abandoned Boiler Removal

On May 5, 2017, an abandoned boiler was uncovered in the western perimeter of Area 1. TREC excavated the surrounding area to expose the boiler unit and sloped the excavation to permit safe access.

On May 10, 2017, Lozier Environmental Consulting, Inc. (Lozier) conducted an asbestos inspection and survey in accordance with New York State and EPA protocol. Samples were collected from the boiler unit, recorded on a chain of custody document, individually retained within a container, and transported to the Lozier analytical laboratory for analysis. Lozier is accredited through the New York State Department of Health ELAP (Lab ID#11770) for Solid and Hazardous Waste and Air and Emissions for Bulk Asbestos Fiber Analysis by polarized light microscopy (PLM). Each sample was evaluated and individual layers were separated by homogeneous components. The analysis methodology used for asbestos bulk samples is as follows: New York State Department of Health ELAP Method 198.1 and 198.6; *Polarized Light Microscopy Methods for Identifying and Quantitating Asbestos in Bulk Samples.* Asbestos containing materials are defined as those materials containing greater than 1.0% asbestos.

Non-friable organically bound materials, which were determined negative by PLM and contained greater than 1% residue ager gravimetric reduction, were analyzed by transmission electron microscopy (TEM) by ELAP Method 198.4 at AMA Analytical Services, Inc., which is a New York State ELAP-Certified Laboratory (ELAP Lab ID# 1020).

Summary of Asbestos Containing Materials:

- Gray Exterior Boiler Wrap
- Gray Exterior Boiler Insulator Mud

On June 29, 2017, Abscope Environmental, Inc. conducted proper abatement of the asbestos-containing boiler unit. The friable boiler insulation wrap was properly disposed at the High Acres Landfill in Fairport, New York.

Air sample analysis and monitoring was also conducted by the Lozier analytical laboratory. Lozier supplied a New York State certified and licensed air sampling technician to perform work in progress sampling in accordance with New York State Code Rule 56 and all other applicable state, local, and federal regulations. The air samples were analyzed with phase contrast microscopy (PCM) for the determination of air fiber concentrations per cubic centimeter utilizing method NIOSH 7400 A Rules.

3.6 Natural Attenuation Enhancement

Following soil excavation activities, GES applied MicroSorb® to the subsurface soils to promote increased biodegradation of dissolved-phase VOCs at the Site. Following the completion of excavation to terminal depth, 100 lbs. of MicroSorb® SC powder was applied to the bottom of the four (4) extended excavations at a concentration of approximately 1 lb of Microsorb per 100 square feet, as per manufacturer's recommendations.

Information on the mechanism of MicroSorb® powder from the MicroSorb website is as follows:

"MicroSorb® SC is a consortium of over 2.5 trillion hydrocarbon digesting microbes per ounce contained in a bentonite clay carrier. MicroSorb® SC may be used in subsurface environments (soils and groundwater) to remove dissolved hydrocarbon and chlorinated solvents. Like all MicroSorb® microbes, water and oxygen must be present to allow the microbes to break down oils into carbon dioxide, water, and soluble fatty acids. However, MicroSorb® SC, because of its high microbe content and when used with MicroSorb® Biocatalyst, has the ability to attack hydrocarbons in oxygen limited environments (e.g. below grade and in groundwater). As such, it augments natural biodegradation and significantly assists existing microbes in breaking down the contaminant. MicroSorb SC (90 billion per gram)."

3.7 Backfilling

Following the remedial activities described above, the excavation areas were backfilled with approximately 2,939 tons of pea gravel and crusher run. The backfill material was subsequently leveled with the excavation machinery and compacted. The parking area was paved with asphalt upon completion of backfill and compaction activities.

3.8 Soil Analytical Results

A total of 37 post-excavation soil samples were collected and submitted for laboratory analysis as outlined in the sections above. Of the 37 post-excavation soil samples collected, 28 were reported to contain one or more VOC concentrations above the NYSDEC CP-51 Soil Cleanup Objectives (SCOs). The total VOC concentrations ranged from Below Detection Limits (BDL) in samples E-SW-1, E-SW-8, and E-SW-9 to 1,961,140 µg/kg in sample EE3-SW-3. The total CP-51VOCs concentration for each soil sample collected was reported as follows:

- Sample E-B-1 — total VOC concentrations = 6,922 µg/kg;
- Sample E-B-2 — total VOC concentrations = 12,752 µg/kg;
- Sample E-B-3 — total VOC concentrations = 233 µg/kg;

- Sample E-B-4 — total VOC concentrations = 132 µg/kg;
- Sample E-SW-1 — total VOC concentrations = BDL;
- Sample E-SW-2 — total VOC concentrations = 20,090 µg/kg;
- Sample E-B-5 — total VOC concentrations = 6,208 µg/kg;
- Sample E-B-6 — total VOC concentrations = 4,000 µg/kg;
- Sample E-SW-3 — total VOC concentrations = 162,360 µg/kg;
- Sample E-SW-4 — total VOC concentrations = 63,002 µg/kg;
- Sample E-SW-5 — total VOC concentrations = 475,350 µg/kg;
- Sample E-SW-6 — total VOC concentrations = 69,104 µg/kg;
- Sample E-SW-7 — total VOC concentrations = 371,380 µg/kg;
- Sample E-B-7 — total VOC concentrations = 2,596 µg/kg;
- Sample E-B-8 — total VOC concentrations = 2,461 µg/kg;
- Sample E-SW-8 — total VOC concentrations = BDL;
- Sample E-SW-9 — total VOC concentrations = BDL;
- Sample E-SW-10 — total VOC concentrations = 2,143 µg/kg;
- Sample E-SW-11 — total VOC concentrations = 292,770 µg/kg;
- Sample EE2-SW-1 — total VOC concentrations = 140,564 µg/kg;
- Sample EE2-B-1 — total VOC concentrations = 9,672 µg/kg;
- Sample EE2-B-2 — total VOC concentrations = 2,357 µg/kg;
- Sample EE2-SW-2 — total VOC concentrations = 69,623 µg/kg;
- Sample EE2-SW-3 — total VOC concentrations = 488,360 µg/kg;
- Sample EE2-SW-4 — total VOC concentrations = 49,523 µg/kg;
- Sample EE1-SW-1 — total VOC concentrations =10.1 µg/kg;
- Sample EE1-SW-2 — total VOC concentrations = 11.0µg/kg
- Sample EE1-SW-3 — total VOC concentrations = 17.6 µg/kg;
- Sample EE1-SW-4 — total VOC concentrations = 13.1 µg/kg;
- Sample EE3-SW-1 — total VOC concentrations = 749,980 µg/kg;
- Sample EE3-SW-2 — total VOC concentrations = 33,299 µg/kg;
- Sample EE3-SW-3 — total VOC concentrations = 1,961,140 µg/kg;
- Sample EE3-SW-4 — total VOC concentrations = 55,436 µg/kg;
- Sample EE3-SW-5 — total VOC concentrations = 710,554 µg/kg;
- Sample EE3-SW-6 — total VOC concentrations = 872,990 µg/kg;
- Sample EE3-B-1 — total VOC concentrations = 4,463 µg/kg;
- Sample EE3-B-2 — total VOC concentrations = 8,722 µg/kg.

Soil analytical data from post-excavation sidewall and bottom samples are summarized on **Table 1.** A Soil Sample Location Map is included as **Figure 3.** Copies of the laboratory analytical reports provided by TestAmerica are included as **Appendix B**.

3.9 Waste Disposal

Between January and May 2017, a total of 2,893.4 tons of non-hazardous soil was removed from the Site and transported to High Acres Landfill in Fairport, New York. Copies of the non-hazardous waste manifests are included as **Appendix C**.

4.0 CONCLUSIONS AND RECOMMENDATIONS

- Vertically, the four (4) excavation areas extended to a depth of 12 ft bgs, with the exception of the northeast corner of the Initial Excavation Area, which reached a depth of approximately 7 ft bgs, and a portion of Area 1 where a concrete slab was encountered at a depth of 7 ft bgs.
- Between January 9 and May 14, 2017, approximately 2,893.4 tons of non-hazardous soil was excavated and removed from the Site.
- A total of 25 sidewall and 12 bottom post-excavation soil samples were collected and submitted for laboratory analysis of NYSDEC CP-51 Listed VOCs via EPA Method 8260.
    - Initial Excavation Area: total CP-51 VOCs ranged from BDL (E-SW-1, E-SW-8, and E-SW-9) to 475,350 µg/kg (E-SW-5);
    - Area 1: total CP-51 VOCs ranged from 10.1 µg/kg (EE1-SW-1) to 17.6 µg/kg (EE1-SW-2);
    - Area 2: total CP-51 VOCs ranged from 2,357 µg/kg (EE2-B-2) to 488,360 µg/kg (EE2-SW-3);
    - Area 3: total CP-51 VOCs ranged from 4,463 µg/kg (EE3-B-1) to 1,961,140 µg/kg (EE3-SW-3).
- On January 11, 2017, an abandoned approximately 550-gallon steel UST was uncovered in Area 2 of the excavation and subsequently removed on May 2, 2017.
- On May 5, 2017, a boiler unit with asbestos-containing material was uncovered in Area 1. The boiler unit was subsequently abated and properly disposed at a permitted disposal facility on June 29, 2017.

On behalf of CFI, GES proposes continuation of the semi-annual groundwater monitoring and sampling program in order to evaluate the effectiveness of the remedial activities outlined in this report. Additional remedial actions will be evaluated, if necessary, upon completion of the additional groundwater monitoring and sampling events.

FIGURES

Site Location Map
Areas of Excavation Map – May 2017
Excavation Soil Sample Location Map – May 2017

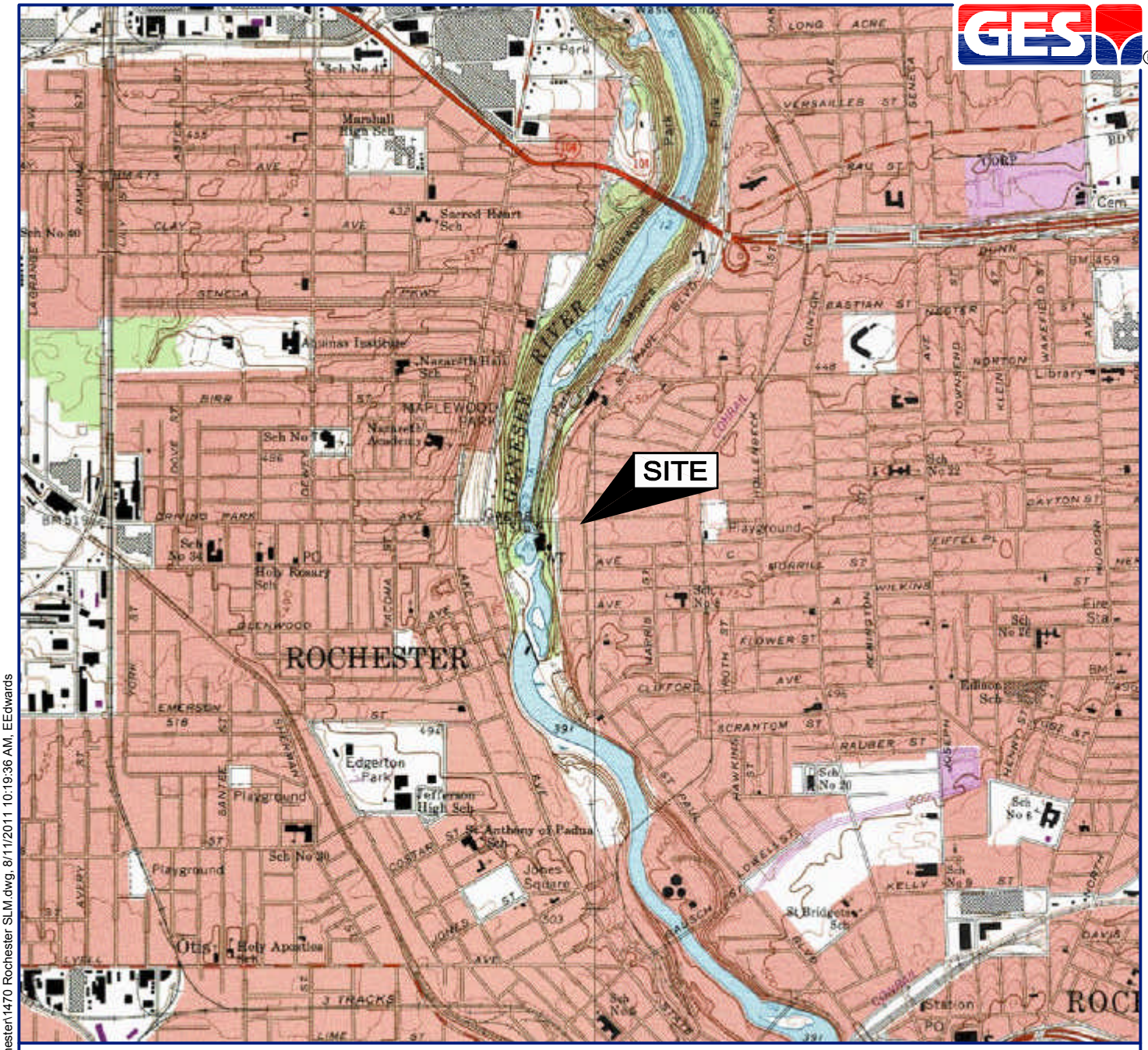

SOURCE: USGS 7.5 MINUTE SERIES
TOPOGRAPHIC QUADRANGLE 1978
ROCHESTER WEST, NEW YORK
CONTOUR INTERVAL = 5'

QUADRANGLE LOCATION

DRAFTED BY: E.M.E. (N.J.)	**SITE LOCATION MAP**
CHECKED BY:	FORMER CUMBERLAND FARMS STATION #V1470/1470 1365 ST. PAUL STREET ROCHESTER, NEW YORK
REVIEWED BY:	
NORTH	**Groundwater & Environmental Services, Inc.** 89 CABOT COURT, SUITE A, HAUPPAUGE, NEW YORK, 11788

SCALE IN FEET	DATE	FIGURE
0 — 2000	8-11-11	1

M:\Graphics\1100-Patterson-LHV\Cumberland Farms\1470 Rochester\1470 Rochester SLM.dwg, 8/11/2011 10:19:36 AM, EEdwards

LEGEND

- PROPERTY BOUNDARY
- UST — UNDERGROUND TANK
- FENCE
- MONITORING WELL
- DESTROYED MONITORING WELL
- INITIAL AREA OF EXCAVATION (JANUARY 2017)
- EXTENDED AREA OF EXCAVATION (MAY 2017)

DRAFTED BY: W.G.S.	AREAS OF EXCAVATION MAP (MAY 2017)
CHECKED BY:	CUMBERLAND FARMS #1470 1365 ST. PAUL STREET ROCHESTER, NEW YORK
REVIEWED BY:	
NORTH	Groundwater & Environmental Services, Inc. 16 MT. EBO ROAD SOUTH, SUITE 21, BREWSTER, NEW YORK 10509

SCALE IN FEET	DATE	FIGURE
0 APPROXIMATE 30	8-25-17	2

M:\Graphics\1100-Patterson-LHV\Cumberland Farms\1470 Rochester\1470 Rochester SM.dwg, B-30, WShea

LEGEND

- PROPERTY BOUNDARY
- UST — UNDERGROUND TANK
- FENCE
- MONITORING WELL
- DESTROYED MONITORING WELL
- INITIAL AREA OF EXCAVATION (JANUARY 2017)
- EXTENDED AREA OF EXCAVATION (MAY 2017)
- INITIAL EXCAVATION SAMPLE (MAY 2017)
- EXTENDED EXCAVATION SAMPLE (MAY 2017)

DRAFTED BY: W.G.S.	EXCAVATION SOIL SAMPLE LOCATION MAP (MAY 2017)
CHECKED BY:	CUMBERLAND FARMS #1470 1365 ST. PAUL STREET ROCHESTER, NEW YORK
REVIEWED BY:	
NORTH	Groundwater & Environmental Services, Inc. 16 MT. EBO ROAD SOUTH, SUITE 21, BREWSTER, NEW YORK 10509

SCALE IN FEET	DATE	FIGURE
0 APPROXIMATE 30	8-25-17	3

M:\Graphics\1100-Patterson-LHV\Cumberland Farms\1470 Rochester\1470 Rochester SM.dwg, B-30, WShea

TABLES

Soil Analytical Data – Sidewall & Bottom Samples

Table 1

SOIL ANALYTICAL DATA - VOCs

Former Cumberland Farms Station #V1470/1470
1365 St. Paul Street
Rochester, New York

Compound	NYSDEC CP-51 SCOs* (µg/kg)	Sample ID																		
		E-B-1	E-B-2	E-B-3	E-B-4	E-SW-1	E-SW-2	E-B-5	E-B-6	E-SW-3	E-SW-4	E-SW-5	E-SW-6	E-SW-7	E-B-7	E-B-8	E-SW-8	E-SW-9	E-SW-10	E-SW-11
Date		**1/16/2017**	**1/17/2017**					**1/18/2017**							**1/19/2017**					
Benzene (µg/kg)	**60**	3.03	ND<126	14.6	ND<5.40	ND<5.50	ND<115	ND<123	ND<133	ND<1,140	ND<499	3,900	ND<455	ND<2,440	ND<116	ND<116	ND<6.25	ND<5.76	ND<122	ND<1,180
Toluene (µg/kg)	**700**	7.21	223	27.0	ND<5.40	ND<5.50	ND<115	449	ND<133	ND<1,140	593	53,600	ND<455	56,800	ND<116	ND<116	ND<6.25	ND<5.76	ND<122	2,650
Ethylbenzene (µg/kg)	**1,000**	90.3	963	27.9	17.7	ND<5.50	1,590	489	825	14,100	3,880	36,200	426	25,500	197	145	ND<6.25	ND<5.76	256	27,600
Total Xylenes (µg/kg)	**260**	525	1,970	89.5	17.4	ND<5.50	4,870	2,160	1,280	51,100	5,500	213,000	7,760	155,000	1,120	846	ND<12.5	ND<11.5	1,390	122,000
Total BTEX (µg/kg)	**NS**	626	3,156	159	35.1	ND<5.50	6,460	3,098	2,105	65,200	9,973	306,700	8,186	237,300	1,317	991	ND<31.25	ND<28.78	1,646	152,250
MTBE (µg/kg)	**930**	ND<2.21	ND<126	ND<5.87	ND<5.40	ND<5.50	ND<115	ND<123	ND<133	ND<1,140	ND<499	ND<2,450	ND<455	ND<2,440	ND<116	ND<116	ND<6.25	ND<5.76	ND<122	ND<1,180
n-Butylbenzene (µg/kg)	**12,000**	59.2	1,080	ND<5.87	ND<5.40	ND<5.50	1,030	ND<123	ND<133	5,530	3,590	8,060	6,030	6,570	ND<116	123	ND<6.25	ND<5.76	ND<122	7,240
sec-Butylbenzene (µg/kg)	**11,000**	19.3	460	ND<5.87	ND<5.40	ND<5.50	239	ND<123	ND<133	1,280	ND<499	ND<2,450	954	ND<2,440	ND<116	ND<116	ND<6.25	ND<5.76	ND<122	1,860
tert-Butylbenzene (µg/kg)	**5,900**	ND<2.21	ND<126	ND<5.87	ND<5.40	ND<5.50	ND<115	ND<123	ND<133	ND<1,140	ND<499	ND<2,450	ND<455	ND<2,440	ND<116	ND<116	ND<6.25	ND<5.76	ND<122	ND<1,180
Isopropylbenzene (µg/kg)	**2,300**	29.4	570	ND<5.87	ND<5.40	ND<5.50	352	ND<123	ND<133	2,130	972	3,790	1,010	3,130	ND<116	ND<116	ND<6.25	ND<5.76	ND<122	5,420
p-Isopropyltoluene (µg/kg)	**10,000**	10.4	796	ND<5.87	ND<5.40	ND<5.50	289	144	ND<133	ND<1,140	832	ND<2,450	674	ND<2,440	ND<116	ND<116	ND<6.25	ND<5.76	ND<122	3,650
Naphthalene (µg/kg)	**12,000**	64.7	1,490	10.1	43.4	ND<5.50	1,440	520	606	8,460	3,510	14,000	6,220	9,880	131	321	ND<6.25	ND<5.76	ND<122	9,750
n-Propylbenzene (µg/kg)	**3,900**	86.6	1,060	8.02	7.67	ND<5.50	1,130	307	171	8,560	4,330	14,800	4,740	12,500	129	ND<116	ND<6.25	ND<5.76	ND<122	10,900
1,2,4-Trimethylbenzene (µg/kg)	**3,600**	5,590	2,430	44.0	36.9	ND<5.50	6,950	1,570	830	54,800	38,900	97,600	33,100	77,700	773	784	ND<6.25	ND<5.76	364	74,400
1,3,5-Trimethylbenzene (µg/kg)	**8,400**	437	1,710	11.8	8.74	ND<5.50	2,200	569	288	16,400	895	30,400	8,190	24,300	246	242	ND<6.25	ND<5.76	133	27,300
Total CP-51 VOCs	**NS**	6,922	12,752	233	132	BDL	20,090	6,208	4,000	162,360	63,002	475,350	69,104	371,380	2,596	2,461	BDL	BDL	2,143	292,770

Notes:

*	= NYSDEC Commissioner Policy 51/Soil Cleanup Objectives, amended October 21, 2010
VOCs	= Volatile Organic Compounds
µg/kg	= Micrograms/kilogram
ND	= Not detected
MTBE	= Methyl tert-butyl ether
BTEX	= total of benzene, toluene, ethylbenzene, and total xylenes concentrations detected
BDL	= Below Detection Limit
NS	= No Standard
	= One or more compounds above standard

Table 1

SOIL ANALYTICAL DATA - VOCs

Former Cumberland Farms Station #V1470/1470
1365 St. Paul Street
Rochester, New York

Compound	NYSDEC CP-51 SCOs* (µg/kg)	Sample ID																	
		EE2-SW-1	EE2-B-1	EE2-B-2	EE2-SW-2	EE2-SW-3	EE2-SW-4	EE1-SW-1	EE1-SW-2	EE1-SW-3	EE1-SW-4	EE3-SW-1	EE3-SW-2	EE3-SW-3	EE3-SW-4	EE3-SW-5	EE3-SW-6	EE3-B-1	EE3-B-2
Date		**5/1/2017**	**5/3/2017**					**5/4/2017**											
Benzene (µg/kg)	**60**	909	257	138	1,390	3,100	380	3.59	4.38	3.22	5.95	12,700	935	67,500	522	4,990	12,300	869	1,590
Toluene (µg/kg)	**700**	11,800	2,550	365	9,050	14,400	857	6.51	6.65	6.33	7.16	134,000	5,000	398,000	456	38,800	97,400	71.3	136
Ethylbenzene (µg/kg)	**1,000**	10,300	637	222	4,540	59,300	4,970	ND<1.98	ND<1.97	ND<2.42	ND<2.16	66,100	3,020	167,000	522	60,400	71,300	925	1,390
Total Xylenes (µg/kg)	**260**	53,800	3,690	1,010	24,600	138,000	16,400	ND<5.93	ND<5.92	ND<7.26	ND<6.49	321,000	12,000	722,000	18,800	306,000	362,000	752	3,240
Total BTEX (µg/kg)	**NS**	76,809	7,134	1,735	39,580	214,800	22,607	10.1	11.0	9.6	13.1	533,800	20,955	1,354,500	20,300	410,190	543,000	2,617	6,356
MTBE (µg/kg)	**930**	ND<131	ND<107	ND<120	ND<111	ND<118	ND<144	ND<1.98	ND<1.97	ND<2.42	ND<2.16	ND<134	ND<2.29	ND<2,510	ND<134	ND<2.28	ND<2,550	7.44	5.59
n-Butylbenzene (µg/kg)	**12,000**	4,340	154	ND<120	1,670	12,400	1,770	ND<1.98	ND<1.97	ND<2.42	ND<2.16	11,000	118	39,500	1,210	17,600	18,200	54.7	8.76
sec-Butylbenzene (µg/kg)	**11,000**	1,330	ND<107	ND<120	577	4,470	606	ND<1.98	ND<1.97	ND<2.42	ND<2.16	2,670	32.50	8,800	536	3,490	3,680	25.8	2.88
tert-Butylbenzene (µg/kg)	**5,900**	ND<131	204	ND<120	2,210	ND<118	ND<144	ND<1.98	ND<1.97	ND<2.42	ND<2.16	ND<134	ND<2.29	ND<2,510	2,900	444	ND<2,550	ND<2.19	ND<2.29
Isopropylbenzene (µg/kg)	**2,300**	1,960	ND<107	ND<120	630	6,000	808	ND<1.98	ND<1.97	ND<2.42	ND<2.16	6,720	67.50	19,200	983	7,630	8,710	67.3	16.0
p-Isopropyltoluene (µg/kg)	**10,000**	905	ND<107	ND<120	586	5,490	632	ND<1.98	ND<1.97	ND<2.42	ND<2.16	1,790	15.30	4,940	307	ND<2,860	ND<2,550	15.6	ND<2.29
Naphthalene (µg/kg)	**12,000**	5,270	ND<267	ND<300	2,400	16,200	1,500	ND<4.94	ND<4.94	ND<6.05	ND<5.41	13,200	30.70	44,400	3,130	17,000	20,400	321	105
n-Propylbenzene (µg/kg)	**3,900**	5,650	244	ND<120	2,460	18,000	2,610	ND<1.98	ND<1.97	ND<2.42	ND<2.16	23,000	1,470	63,800	3,340	30,000	32,400	219	47.8
1,2,4-Trimethylbenzene (µg/kg)	**3,600**	32,200	1,470	495	14,700	156,000	13,900	ND<1.98	ND<1.97	3.38	ND<2.16	132,000	8,210	315,000	17,300	171,000	187,000	868	2,090
1,3,5-Trimethylbenzene (µg/kg)	**8,400**	12,100	466	127	4,810	55,000	5,090	ND<1.98	ND<1.97	4.62	ND<2.16	25,800	2,400	111,000	5,430	53,200	59,600	274	95.9
Total CP-51 VOCs	**NS**	140,564	9,672	2,357	69,623	488,360	49,523	10.1	11.0	17.6	13.1	749,980	33,299	1,961,140	55,436	710,554	872,990	4,463	8,722

Notes:

*	= NYSDEC Commissioner Policy 51/Soil Cleanup Objectives, amended October 21, 2010
VOCs	= Volatile Organic Compounds
µg/kg	= Micrograms/kilogram
ND	= Not detected
MTBE	= Methyl tert-butyl ether
BTEX	= total of benzene, toluene, ethylbenzene, and total xylenes concentrations detected
BDL	= Below Detection Limit
NS	= No Standard
	= One or more compounds above standard

APPENDIX A

List of Acronyms

LIST OF ACRONYMS

AS :	Air Sparge
BTEX :	Benzene, Toluene, Ethylbenzene and Total Xylenes
Cat-Ox :	Catalytic Oxidizer
COC :	Chemical of Concern
CP-51 SCG :	Soil quality standards as defined by the NYSDEC *Commissioner Policy 51/ Soil Cleanup Guidance,* amended October 21, 2010 (updated soil cleanup levels to TAGM 4046)
DO :	Dissolved Oxygen
DTW :	Depth to Water
EPA :	Environmental Protection Agency
ESA :	Environmental Site Assessment
eV :	Electron Volt
F&T :	Fate and Transport
ft bgs :	Feet Below Ground Surface
GES :	Groundwater & Environmental Services, Inc.
GPR :	Ground Penetrating Radar
HIT :	High Intensity Targeted
HVE :	High Vacuum Extraction
IP :	Injection Point
IRM :	Interim Remedial Measure
ISCO :	In-situ Chemical Oxidation
lbs/hr	Pounds Per Hour
LNAPL :	Light Non-Aqueous Phase Liquids
LPH :	Liquid Phase Hydrocarbons
mg/L :	Milligrams per liter
MNA :	Monitored Natural Attenuation
MPE :	Multi-Phase Extraction
MTBE :	Methyl Tertiary Butyl Ether
mV :	Millivolts
MW :	Monitoring Well
ND :	Not Detected
NYCDEP :	New York City Department of Environmental Protection
NYSDEC :	New York State Department of Environmental Conservation
O&M :	Operations and Maintenance
ORP :	Oxidation-Reduction Potential
PID :	Photo-Ionization Detector
ppm_v :	Parts Per Million by Volume
P&T :	Pump and Treat
RAP	Remedial Action Plan
RSCOs :	Recommended Soil Cleanup Objectives as defined by TAGM 4046
SRS :	Sensitive Receptor Survey
STARS :	*Spills Technology and Remediation Series #1*, amended August 1992
STIP :	Stipulation Agreement.
SVE :	Soil Vapor Extraction
SVOCs :	Semi Volatile Organic Compounds
TAGM :	*Technical and Administrative Guidance Memorandum (#4046): Determination of Soil Cleanup Objectives,* amended January 24, 1994
TOC :	Top of Casing

µg/kg :	Micrograms per kilogram
µg/L :	Micrograms per liter
UST :	Underground Storage Tank
VGAC :	Vapor-Phase Granulated Activated Carbon
VEGE :	Vacuum Enhanced Groundwater Extraction
VOCs :	Volatile Organic Compounds
WQS :	Groundwater quality standards as defined by the June 1998 *Technical and Operation Guidance Series* 1.1.1, *Ambient Water Quality Standards and Guidance Values and Groundwater Effluent Limitations* and the April 2000 *Addendum*.