New York State Department of Environmental Conservation

PERIODIC REVIEW REPORT

Goulds Pumps Cobalt Site – Site No. C850012

June 22, 2018

GOULDS PUMPS COBALT SITE PERIODIC REVIEW REPORT

Site Number C850012

Matthew C. Yonkin, PE, BCEE

Associate Vice President

Prepared for:

Ms. Charlotte Theobald

Site Manager

New York State Department of Environmental Conservation – Region 8

6274 East Avon-Lima Road

Avon, New York 14414

Prepared by:

Arcadis of New York, Inc.

855 Route 146

Suite 210

Clifton Park

New York 12065

Tel 518 250 7300

Fax 518 250 7301

Our Ref.:

01257CBT.2018

Date:

June 20, 2018

CONTENTS

TABLES

FIGURES

APPENDICES

ACRONYMS AND ABBREVIATIONS

Arcadis	Arcadis of New York, Inc.
COC	Certificate of Completion
EC	Engineering Control
EWP	Excavation Work Plan
ft bgs	Feet below ground surface
IC	Institutional Control
NWSA	Northwest Storage Area
NYSDEC	New York State Department of Environmental Conservation
PCB	Polychlorinated biphenyl
PRR	Periodic Review Report
RI	Remedial Investigation
SCO	Site Cleanup Objective
Site	Goulds Pumps Cobalt Site (NYSDEC Site Number: C850012)
SMP	Site Management Plan
SVOC	Semi-volatile Organic Compound
TCL	Target Compound List
TIC	Tentatively Identified Compound
USEPA	United States Environmental Protection Agency
VOC	Volatile Organic Compound

EXECUTIVE SUMMARY

This Periodic Review Report (PRR) for the Goulds Pumps Cobalt Site (the Site) (NYSDEC Site Number C850012) has been developed by Arcadis of New York, Inc. (Arcadis) on behalf of ITT and in accordance with the Site Management Plan (SMP) (O'Brien & Gere Engineers, Inc., 2014). This PRR documents the findings and observations associated with the monitoring program for the Site for the reporting period June 1, 2017 to May 31, 2018.

Based on previous investigations, the soil and groundwater at the Site were found to have been impacted with volatile organic compounds (VOCs), semi-volatile organic compounds (SVOCs), inorganics, pesticides, and polychlorinated biphenyls (PCBs). As a result of the Remedial Investigation (RI) conducted in 2014 and 2015, the SMP (O'Brien & Gere Engineers, Inc., 2014) summarizes the following remedial actions that were performed:

- Multiple soil excavation events performed in an effort to remove impacted soils that exceeded Site Cleanup Objectives (SCOs).
- Placement of supplemental cover over impacted soils and fill materials subsequent to new building construction.
- Construction and maintenance of a soil cover system.
- Restriction of land use with an Environmental Easement.
- Inspections, maintenance, and reporting associated with the installed covers.
- Development and implementation of the SMP.

The SMP has established measures for evaluating the performance and effectiveness of the remedy to reduce or mitigate impacts at the Site (O'Brien & Gere Engineers, Inc., 2014). The following summarizes these measures:

- Soil cover system monitoring
- Groundwater monitoring
- Site-wide inspection

This PRR provides details on the monitoring and inspection activities performed between June 1, 2017 and May 31, 2018 as well as providing conclusions and recommendations for moving forward with management of this Site.

At the time of this PRR, no changes to the SMP are recommended and these management measures should be continued.

1 SITE OVERVIEW

1.1 Location and Features

The Site is an 11.4-acre parcel located at 240 Fall Street, Seneca Falls, NY 13148. This is a rural area in Seneca County and adjacent to the Village of Seneca Falls. New York State Department of Environmental Conservation (NYSDEC) (2016) has a detailed Site Record for this Site. The Seneca County Tax Map has this property Section, Block, and Lot defined as 09-1-04.11 (O'Brien & Gere Engineers, Inc. 2014). A description of the neighboring properties/land types is as follows:

- North: New York State Electric and Gas substation
- South: Residential/Commercial structures and the Seneca River
- West: former ITT Goulds Pumps closed landfill (Inactive Hazardous Waste Disposal Site Number: 850002)
- East: Goulds Pumps Facility (Brownfield Cleanup Program ID Number C850013)

Key features of the Site area are:

- Building 900 – known as the Project Cobalt building
- Building 605
- Hazardous Waste Storage Area – known as the Northwest Storage Area (NWSA)
- Parking lot
- Chip Storage Building (Building 318)

Figure 1 presents the Site, neighboring boundaries, and features.

1.2 Site History and Remediation

According to the Site Record (NYSDEC, 2016), Goulds Pumps began operation in the mid-19th century as a manufacturer of industrial, agricultural, and consumer pumps. The Site was historically an open area with a parking lot and several small storage buildings located in the southeast area of the property. In 1997, Goulds Pumps was acquired by ITT.

The remediation history at this Site is summarized below from the Site Record (NYSDEC, 2016):

- Property-wide Phase I Environmental Site Assessment was conducted in 1999.
- Property-wide Phase II groundwater survey was conducted between 2006 and 2007.
- A Brownfield Cleanup Agreement was originally executed in October 2004 for the NWSA.
    - Amendments were developed to divide portions of the property into their own separate areas.
    - The Certificate of Completion (COC) for the Site was executed on December 30, 2014 and leaves the Site under Site Management.
- NWSA Soil Removal.
- Project Cobalt Building Soil Removal.

Following the completion of the remedial actions, the NYSDEC-approved SMP (O'Brien & Gere Engineers, Inc. 2014) was developed to guide the monitoring of the Site.

2 REMEDY PERFORMANCE, EFFECTIVENESS, AND PROTECTIVENESS

The purpose of the remedial actions conducted at the Site, is to protect human health and the environment from any remaining impacted soil and groundwater beneath the Site, as described in the NYSDEC-approved SMP (O'Brien & Gere Engineers, Inc., 2014).

Exposure to the remaining impact is prevented by the Site-wide soil cover system that was installed. This soil cover system includes a variety of surface media, including asphalt (pavement), topsoil/grass, riprap, concrete, gravel, and a cap comprised of various stone, granular fill and geotextile demarcation layer for the NWSA cap. This cover system also includes the buildings and sidewalk areas that have been developed for the facility operations.

The NYSDEC-approved SMP (O'Brien & Gere Engineers, Inc., 2014) specifies three Institutional Controls (ICs) that are required to be met:

- Implement, maintain, and monitor Engineering Control (EC) systems.
- Prevent future exposure to remaining impact by controlling disturbances of the subsurface impact.
- Limit the use and development of the Site to industrial purposes only.

The inspections and groundwater monitoring that are actively taking place fulfill the first requirement.

The prevention of future exposure by controlling disturbances of the subsurface impact is established with the Excavation Work Plan (EWP) developed as part of the NYSDEC-approved SMP (O'Brien & Gere Engineers, Inc., 2014). The SMP states:

> "*any work that will penetrate the soil cover/cap, or encounter or disturb the remaining contamination, including any modifications or repairs to the existing cover system will be performed in accordance with the Excavation Work Plan that is attached as Appendix E to this SMP" (*O'Brien & Gere Engineers, Inc., 2014)

Lastly, the limitation of use and development at the Site is controlled by the Environmental Easement that was placed on the Site deed for current and future owners. This action fulfills the third requirement established by the NYSDEC-approved SMP.

Based on current Site management practices, including inspections, groundwater monitoring, and the Environmental Easement that has been put in place for the Site, it appears that the remedies have withstood the Site conditions (weather, etc.) and have been performing as they were intended.

The following sections provide details and documentation associated with the Site inspections and groundwater monitoring program during the reporting period.

3 OPERATION AND MAINTENANCE

The ECs and ICs that have been implemented for the Site are required to protect human health as well as the environment. This section describes the EC/IC at the Site and the monitoring/inspection activities taking place to verify their continued effectiveness.

Since investigations and remedial actions began at the Site, the areas/caps/covers have had various identifiers. Table 1 presents a list of the ECs installed at the Site and references the areas and past identifiers. A visual representation of the specific areas was included as Figure 2-1 in the NYSDEC-approved SMP (O'Brien & Gere Engineers, Inc. 2014).

Table 1. Engineering Controls

Inspection Form Cap/Cover Area	Cap/Cover Type	Description
A1	Pavement	Parking lot south of Building 900
A2		Heavy Duty pavement north of Building 900
A3		Pavement along southeast of Building 318 (SGW-14 Cover)
B1	Topsoil/Grass	Stormwater Filtration and Management System topsoil/grass area
B2		Topsoil/grass area bordering Building 900 on south side
C1	Riprap Spillway	Riprap that is part of the Stormwater Filtration and Management System
C2		
C3		
C4		
C5		Riprap slope protection area on the southeastern side of Building 900
D1 – D12	Concrete	Concrete pads located around Building 900
E1	Gravel	Gravel area west of Building 900
E2		Gravel area east of Building 900
E3		Gravel area north of Building 900/southwest of Building 318
E4		Gravel area south of Building 605 (B-02/SB-T3D and SB-T3F Cover)
E5		Gravel area between NWSA and northwest of Building 318 (SBRI-17 Cover)
F	NWSA Cap	NWSA Cap Area

The following subsections discuss the observations during inspections conducted at the Site during the reporting period June 1, 2017 to May 31, 2018. The inspections monitor the cap/cover types listed above and the Site Fence that borders the neighboring landfill area (west of the Site), as well as providing for a general inspection of the conditions of the monitoring well network. Appendix A includes the two reports prepared during the reporting period (Second Semi-Annual 2017 Groundwater Monitoring Report dated April 20, 2018 and Annual 2018 Groundwater Monitoring Report dated June 22, 2018). The reports include the field forms with complete notes and details for the completed inspections. The Second Semi-Annual 2017 Groundwater Monitoring Report was submitted to NYSDEC on April 20, 2018. The Annual 2018 Groundwater Monitoring Report is being submitted as part of this PRR.

The NYSDEC-approved SMP required that a groundwater monitoring program be implemented on a semi-annual basis for the first three years following the approval of the COC, and annually thereafter. Semi-annual monitoring occurred in 2015, 2016 and 2017. Commencing this year (2018), the Site monitoring program will be conducted on a once per year basis.

3.1 Pavement Areas

Inspections of the pavement areas conducted in December 2017 and April 2018 resulted in acceptable conditions overall. No significant settlement, cracking, or areas of ponded water were observed on the pavement areas during these inspection events.

3.2 Topsoil/Grass Areas

During the December 2017 and April 2018 inspections, the overall conditions were acceptable for the topsoil/grass areas. Conditions were satisfactory with no apparent missing cap or cover material, and no significant unwanted vegetation observed.

3.3 Riprap Areas

Inspections of the riprap areas conducted during December 2017 and April 2018 indicated acceptable conditions. Some minor vegetation was observed in this area during the December 2017, but resulted in no significant impact to the effectiveness of the riprap spillway. No significant vegetation was observed in this area during the April 2018 inspection event.

3.4 Concrete Areas

The concrete areas at the Site are in acceptable condition. No concerns or observations were noted during the inspections conducted in December 2017 or April 2018 for the concrete areas. Some minor, insignificant cracking on the concrete is occasionally observed, but this is likely related to normal site activities - snow plowing and freight shipments to and from the facility.

3.5 Gravel Areas

During both the December 2017 and April 2018 inspection events, the gravel areas were found to be in satisfactory condition. During the April inspection, Area E2 did have some gravel mounds/gravel pushed back/moved around, but nothing requiring immediate maintenance. There was no observed gravel mounding during the April 2018 inspection in this area.

3.6 Northwest Storage Area Cap

Both the December 2017 and April 2018 inspections indicated that conditions were acceptable and there was no immediate need for maintenance in the NWSA Cap Area.

3.7 Site Fence

The site fence was inspected during December 2017 and April 2018 inspection events and found to be in acceptable condition with no major maintenance items observed.

3.8 Monitoring Well Network

In general, the condition of the monitoring well network is acceptable. As noted in the second semi-annual 2017 groundwater monitoring and sampling event report, the damaged flush-mounted protective curb box at MW-29 was replaced with a new curb box during the December 2017 inspection event.

4 GROUNDWATER MONITORING PROGRAM

The groundwater monitoring program is conducted in an effort to monitor the continued reduction of localized residual impact in the groundwater around the NWSA of the Site. Additionally, this monitoring provides an understanding of the flow potentials at the Site (O'Brien & Gere Engineers, Inc., 2014).

4.1 Groundwater Sampling

The groundwater monitoring network is comprised of 18 wells, generally focused on monitoring the shallow silt and clay up to 20 feet below ground surface (ft bgs). There is also a cluster of three wells that monitor the shallow silt and clay, the intermediate sandy silt layer (53 to 58 ft bgs) and the bedrock (87.5 to 89.5 ft bgs) (O'Brien & Gere Engineers, Inc., 2014). Figure 2 presents the monitoring well locations for the Site.

The SMP specifies that groundwater sampling at 9 locations (MW-18SR, MW-19SR, MW-24S, MW-26S, MW-34, MW-35, MW-36, TW-BRW-01R, and TW-BRW-01S) will be conducted twice per year for the first three years, followed by a transition to annual sampling after three years. The locations, well construction specifications, required actions, and the analyses to be performed are all described in the NYSDEC-approved SMP (O'Brien & Gere Engineers, Inc., 2014).

The sampled well locations are analyzed for Target Compound List (TCL) VOCs by U.S. Environmental Protection Agency (USEPA) Method 8260, plus tentatively identified compounds (TIC) and PCBs by USEPA Method 8082.

4.2 Groundwater Sampling Results

Groundwater sampling was conducted:

- December 4-7, 2017
- April 23-24, 2018

Appendix A presents the reports generated from the events that were submitted to NYSDEC. At the request of the NYSDEC, this report serves as the mechanism to submit the 2018 Annual Groundwater Monitoring and Sampling Event and is included in Appendix A. Table 2 below summarizes the well locations, sampling event, and compounds that were detected above NYSDEC Class GA groundwater standards during this reporting period.

Table 2. Groundwater Exceedances Summary

Monitoring Well	December 2017	April 2018
MW-18SR	1,1,1-trichloroethane; 1,1-dichloroethane; 1,1-dichloroethene	1,1,1-trichloroethane; 1,1-dichloroethane;
TW-BRW-01S	Total PCBs	Total PCBs
MW-24S	1,1,1-trichloroethane; 1,1-dichloroethane; 1,1-dichloroethene; cis- 1,2-dichloroethene	1,1,1-trichloroethane; 1,1-dichloroethane

5 OVERALL PRR CONCLUSIONS AND RECOMMENDATIONS

5.1 Conclusions

In general, the NYSDEC-approved SMP is working effectively at the Site. Site conditions have been generally consistent and have only required minimal maintenance. The groundwater conditions have also been generally consistent between the monitoring events.

There does not appear to be observations or sampling results indicating necessity to change Site management at this time.

5.2 Recommendations

At the time of this report, the recommendation is to proceed with the inspections and monitoring as specified in the NYSDEC-approved SMP (O'Brien & Gere Engineers, Inc., 2014), which states that groundwater sampling is to be conducted twice per year for the first 3 years, followed by transition to annual sampling after 3 years. The groundwater sampling event conducted in December 2017 concludes 3 years of semi-annual sampling. Therefore, in accordance with the NYSDEC-approved SMP (O'Brien & Gere Engineers, Inc., 2014), ITT proposes annual sampling, monitoring and inspection of the Cobalt Site to be conducted during the second quarter of each year. If there are no changes in site conditions that

warrant a change in the groundwater monitoring and site inspection frequency described in the NYSDEC-approved SMP (O'Brien & Gere Engineers, Inc., 2014), ITT will append the annual groundwater monitoring and sampling event reports to the PRR due to the NYSDEC by June 30th each year.

6 SUMMARY AND CERTIFICATION

See Appendix B for the completed NYSDEC Certifications.

7 REFERENCES

New York State Department of Environmental Conservation. 2016. Environmental Site Remediation Database Search Details. Site Number C850012. Available online at: http://www.dec.ny.gov/cfmx/extapps/derexternal/index.cfm?pageid=3.

O'Brien & Gere Engineers, Inc. 2014. Site Management Plan: Goulds Pumps Cobalt Site. NYSDEC Site Number: C850012. Prepared for ITT Corporation.

FIGURES

0 90 180 360 540 720 Feet

Legend

- Closed Landfill
- Approximate NWSA Boundary
- Approximate Site Boundary

N

GOULDS PUMPS COBALT SITE
240 FALL STREET
SENECA FALLS, NEW YORK
NYSDEC SITE NO. C850012

SITE LOCATION AND FEATURES

ARCADIS Design & Consultancy for natural and built assets

FIGURE 1

Document Path: G:\GISMOD\01257117.0000\SiteMap_NoWells.mxd

0 120 240 480 720 960 Feet

Legend

- Abandoned Well
- Monitoring Well
- Approximate Site Boundary

N

GOULDS PUMPS COBALT SITE
240 FALL STREET
SENECA FALLS, NEW YORK
NYSDEC SITE NO. C850012

MONITORING WELL LOCATIONS

ARCADIS Design & Consultancy for natural and built assets

FIGURE
2

Document Path: G:\GISMOD\01257117.0000\Wells.mxd

APPENDIX A

Monitoring Reports

Ms. Charlotte Theobald
New York State Department of Environmental Conservation – Region 8
6274 East Avon-Lima Road
Avon, New York 14414

Arcadis of New York, Inc.
855 Route 146
Suite 210
Clifton Park
New York 12065
Tel 518 250 7300
Fax 518 250 7301
www.arcadis.com

Subject:

Annual 2018 Groundwater Monitoring and Sampling Event Report
NYSDEC Site No. C850012 – Goulds Pumps Administration Inc. Cobalt Site
Seneca Falls, NY 13148

WATER

Date:
June 22, 2018

Contact:
Elias J. Moskal

Phone:
518.250.7333

Our ref:
01257CBT.2018

Dear Ms. Theobald:

On April 23 and 24, 2018 Arcadis personnel conducted the annual 2018 groundwater monitoring and sampling event and a site inspection at the ITT Goulds Pumps Cobalt Site (Cobalt Site) located at 240-250 Fall Street, Seneca Falls, NY.

This report is required as an element of the Site Management Plan (SMP) prepared as part of the remedial program implemented at the Cobalt Site under the New York State (NYS) Brownfield Cleanup Program (BCP) and administered by the New York State Department of Environmental Conservation (NYSDEC). The Cobalt Site is designated as BCP Site Number C850012 and was issued a Certificate of Completion (COC) on December 30, 2014. The NYSDEC approved the SMP (December 19, 2014) and requires that the Cobalt Site and its groundwater monitoring well network be inspected on an annual basis. Additionally, a groundwater monitoring program is to be implemented on a semi-annual basis for the first three years following the approval of the COC, and annually thereafter. Semi-annual monitoring occurred in 2015, 2016 and 2017. Accordingly, the Cobalt Site monitoring program will be conducted annually, on a once per year basis beginning in 2018. This report represents the annual 2018 sampling event.

The well and site inspection forms that were completed during the annual 2018 groundwater monitoring and inspection event are included in Attachment 1. The results of these activities are summarized below.

1.0 SITE INSPECTION

Site inspection forms are included in Attachment 1 of this letter report. In general, the condition of the Cobalt Site is acceptable and well maintained. Specific areas of the site inspection are outlined below.

1.1 Pavement

Overall, the pavement portions of the site are in acceptable condition. At the time of inspection, no evidence of significant settlement, erosion or cracking was observed.

1.2 Topsoil and Grass

Areas of topsoil and grass were inspected for evidence of erosion, areas of ponded water, settlement, and damage from burrowing animals. The topsoil and grass areas continue to be well-maintained and the conditions are acceptable with no areas of concern observed during the inspection.

1.3 Riprap Spillway

The riprap spillway areas located southwest of Building 900 and east of the closed landfill were inspected and are in acceptable condition. No evidence of significant erosion, excessive vegetation, missing cover material, areas of settlement or ponded water, or damage from burrowing animals was observed. The riprap slope protection area on the southeastern side of Building 900 was also inspected and found to be in acceptable condition.

1.4 Concrete

Concrete areas surrounding Building 900 were inspected and found to be in good condition. Minor cracks like those noted in the past were observed, but no extensive cracking that would compromise the functionality of the concrete areas was observed. No significant areas of ponded water were observed in the concrete area adjacent to Building 900 during the site inspection.

1.5 Gravel

Gravel areas surrounding Building 900 were inspected and found to be in satisfactory condition. No significant areas of settlement were observed in the gravel areas adjacent to Building 900 during the site inspection.

1.6 Northwest Storage Area (NWSA) Cap

The NWSA Cap was inspected for evidence of erosion, cap integrity, excessive or unwanted vegetation, areas of ponded water and settlement, and damage from burrowing animals. In general, the NWSA Cap was in satisfactory condition.

1.7 Site Fence

The fence along the western portion of the Cobalt Site adjacent to the Closed Landfill was inspected for obvious damage. During the inspection event the fence appeared to be in good condition and was functioning as designed.

1.8 Monitoring Well Network

Overall, the monitoring well network is in acceptable condition, with groundwater sampling and groundwater level measurement activities able to be effectively performed, where applicable. A well inspection form is included in Attachment 1 of this letter report. As indicated in the well inspection forms, no maintenance is needed at this time.

2.0 GROUNDWATER MONITORING AND SAMPLING

2.1 Water Levels and Hydraulic Gradients

Depths to groundwater were measured at 17 monitoring wells at the Cobalt Site (Table 1 and Figure 1) on April 23, 2018. These water level measurements are consistent with recent values. A potentiometric contour map was generated with the shallow (overburden) wells and is included as Figure 1. As shown in Figure 1, groundwater in the vicinity of the Cobalt Site generally flows south and southwest towards Fall Street which is consistent with previous potentiometric maps prepared for the Cobalt Site using shallow groundwater levels.

The NYSDEC-approved SMP requires 9 groundwater monitoring wells (MW-18SR, MW-19SR, MW-24S, MW-26S, MW-34, MW-35, MW-36, TW-BRW-01R, and TW-BRW-01S) to be sampled once per year starting in 2018 for analysis of Target Compound List (TCL) volatile organic compounds (VOCs) by EPA Method 8260C plus tentatively identified compounds (TICs) and polychlorinated biphenyls (PCBs) by EPA Method 8082A. All 9 wells were sampled during the 2018 annual groundwater monitoring event.

Groundwater samples were submitted under routine chain-of-custody protocols to Alpha Analytical, a New York State Department of Health Environmental Lab Approval Program Contract Laboratory Protocol (NYSDOH ELAP CLP) certified laboratory in Westborough, MA for analysis. The laboratory report and chains of custody are included in Attachment 3. The TCL VOCs by EPA Method 8260C plus TICs and PCBs by EPA Method 8082A analytical data from the sampling event are summarized in Table 2 and Table 3, respectively. Field parameters were measured during sampling of the monitoring wells. These parameters are shown on the field sampling logs included in Attachment 2.

As shown in Tables 2 and 3, groundwater sampled from the following Cobalt Site monitoring wells exceeded NYSDEC Class GA groundwater standards:

- MW-18SR for 1,1,1-trichloroethane, and 1,1-dichloroethane,
- TW-BRW-01S for total PCBs, and;
- MW-24S for 1,1,1-trichloroethane, and 1,1-dichloroethane.

A figure illustrating compounds detected in groundwater samples is included as Figure 2. An estimated concentration of 1,4-dichlorobenzene below NYSDEC Class GA groundwater standards was the only detected constituent in well MW-19SR. VOCs and PCBs were not detected in wells MW-26S, MW-34, MW-35, MW-36, and TW-BRW-01R. These results are generally consistent with recent sampling events at the Site; compounds detected above NYSDEC Class GA standards are in a limited area within the NWSA.

In accordance with the NYSDEC-approved SMP, the next groundwater sampling event for the Cobalt Site will be conducted during the second quarter of 2019.

3.0 DATA VALIDATION

A data usability summary report (DUSR) was prepared by Data Validation Services of North Creek, New York and is included in Attachment 4. In general, the data are usable as reported or with minor qualifications. These qualifications, where applicable, have been incorporated in Tables 2 and 3 and on Figure 2.

4.0 RECOMMENDATIONS AND CONCLUSIONS

In general, the NYSDEC-approved SMP is working effectively at the Cobalt Site. No significant changes in groundwater conditions were observed during the 2018 groundwater monitoring and inspection event. As previously mentioned, the NYSDEC-approved SMP calls for annual monitoring after 3 consecutive years of semi-annual monitoring. Since semi-annual began in 2015 and continued through 2017, a monitoring frequency of once per year has been initiated in 2018 and will continue throughout the duration of monitoring at the Cobalt Site.

If you have any questions or comments regarding the monitoring event results, please do not hesitate to call Jeff Stanek 949.562.7401 with ITT Environmental Affairs.

Very truly yours,

Arcadis of New York, Inc.,

Matthew C. Yonkin, PE, BCEE
Associate Vice President

I certify that I have reviewed the Annual 2018 Groundwater Monitoring and Sampling Event Report dated June 22, 2018 and that the document meets the requirements of the *Site Management Plan* (SMP) dated December 19, 2014. This report also conforms to applicable state, federal, and local regulations, generally accepted practices in the environmental profession and Arcadis standards.

List of Figures:

List of Tables:

Table 1 – Summary of Water Levels

Table 2 – Summary of Validated Analytical Results – VOCs in Groundwater

Table 3 – Summary of Validated Analytical Results – PCBs in Groundwater

List of Attachments:

Attachment 1 – Second Quarter 2018 Site and Well Inspection Forms

Attachment 2 – Groundwater Monitoring Field Purge Logs

Attachment 3 – Summary Data Package – Alpha Analytical

Attachment 4 – Data Usability Summary Report – Data Validation Services, Inc.

cc:

Jeff Stanek – ITT

FIGURES

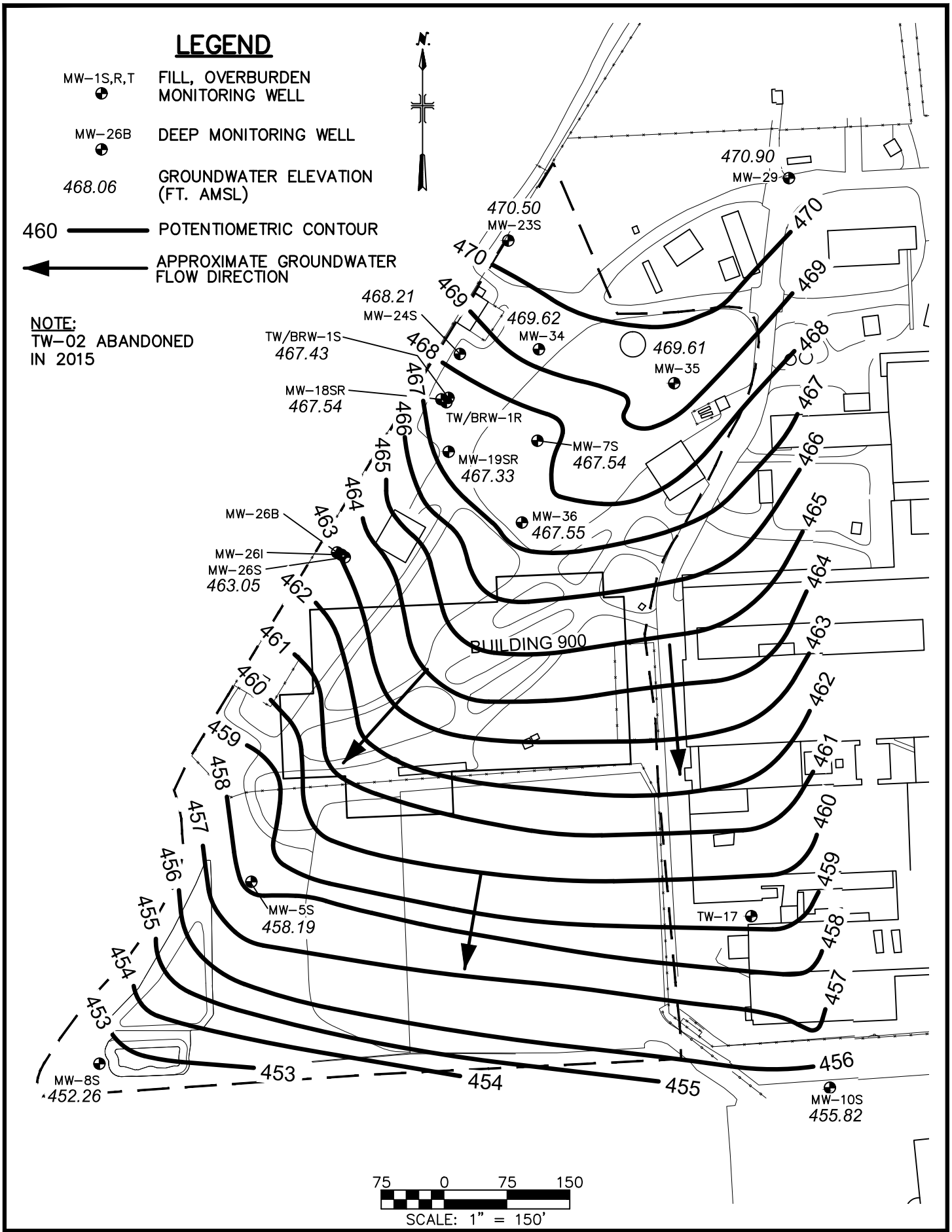

ARCADIS	GOULDS PUMPS COBALT SITE 240 FALL STREET SENECA FALLS, NEW YORK NYSDEC SITE NO. C850012	SITE PLAN & POTENTIOMETRIC MAP SCALE: AS SHOWN	APRIL 2018 FIGURE 1

USER: HAUSMANN FILENAME: G:\ACAD\PROJ\01257117.0000\FIGURES\COBALT POT MAP-APR 2018.DWG SAVE DATE: 6/21/2018 9:02 AM PLOT DATE: 6/21/2018 9:03 AM

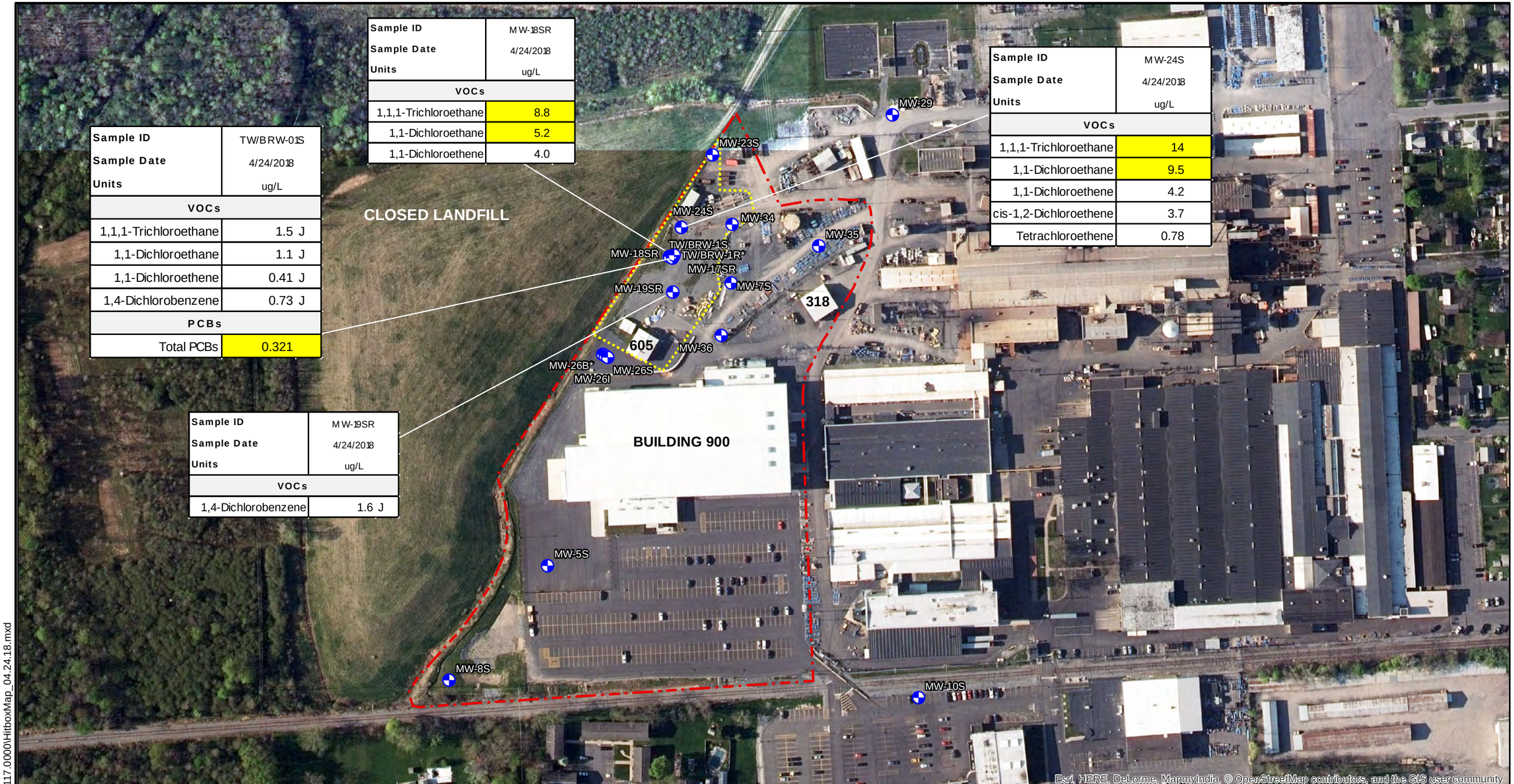

Sample ID	TW/BRW-01S
Sample Date	4/24/2018
Units	ug/L
VOCs	
1,1,1-Trichloroethane	1.5 J
1,1-Dichloroethane	1.1 J
1,1-Dichloroethene	0.41 J
1,4-Dichlorobenzene	0.73 J
PCBs	
Total PCBs	0.321

Sample ID	MW-18SR
Sample Date	4/24/2018
Units	ug/L
VOCs	
1,1,1-Trichloroethane	8.8
1,1-Dichloroethane	5.2
1,1-Dichloroethene	4.0

Sample ID	MW-24S
Sample Date	4/24/2018
Units	ug/L
VOCs	
1,1,1-Trichloroethane	14
1,1-Dichloroethane	9.5
1,1-Dichloroethene	4.2
cis-1,2-Dichloroethene	3.7
Tetrachloroethene	0.78

Sample ID	MW-19SR
Sample Date	4/24/2018
Units	ug/L
VOCs	
1,4-Dichlorobenzene	1.6 J

0 150 300 600 900 1,200 Feet

Legend

- Monitoring Well
- NWSA (Approximate)
- Approximate Site Boundary

Note: J - Estimated below laboratory reporting limit.
Highlighted concentrations exceed NYSDEC Class GA Standard

N

GOULDS PUMPS COBALT SITE
240 FALL STREET
SENECA FALLS, NEW YORK
NYSDEC SITE NO. C850012

SUMMARY OF VALIDATED VOC & PCB DETECTIONS IN GROUNDWATER

ARCADIS Design & Consultancy for natural and built assets

FIGURE
2

Document Path: G:\GISMOD\01257117.0000\HitboxMap_04.24.18.mxd

TABLES

Table 1
Summary of Water Levels
Goulds Pumps - Cobalt Site
Seneca Falls, NY

Well ID	Northing	Easting	Ground Elevation (ft amsl)	Top of Riser Elevation (ft amsl)	Measuring Point Elevation (ft amsl)	Hydrogeologic Screen Interval	Groundwater Level 5/26/2015		Groundwater Level 11/11/2015		Groundwater Level 5/10/2016		Groundwater Level 12/05/2016		Groundwater Level 4/03/2017		Groundwater Level 12/04/2017		Groundwater Level 4/23/2018	
							(ft btoc)	(ft amsl)	(ft btoc)	(ft amsl)	(ft btoc)	(ft amsl)	(ft btoc)	(ft amsl)	(ft btoc)	(ft amsl)	(ft btoc)	(ft amsl)	(ft btoc)	(ft amsl)
MW-5S	1061227.0	758514.8	463.5	466.1	462.98	Silt & Clay	4.77	458.21	5.02	457.96	4.92	458.06	4.76	458.22	4.32	458.66	5.22	457.76	4.79	458.19
MW-7S	1061753.4	758856.1	469.4	471.8	471.77	Silt & Clay	4.52	467.25	4.51	467.26	4.4	467.37	4.04	467.73	2.90	468.87	4.59	467.18	4.23	467.54
MW-8S	1061009.8	759205.1	458.4	460.9	460.85	Silt & Clay	DRY	NA	8.81	452.04	8.85	452.00	8.79	452.06	8.24	452.61	8.75	452.10	8.59	452.26
MW-10S	1060981.2	759205.1	458.1	458.09	457.42	Silt & Clay	1.77	455.65	1.92	455.50	1.88	455.54	1.68	455.74	0.69	456.73	2.38	455.04	1.6	455.82
MW-18SR	1061802.7	758741.5	470.9	470.5	470.54	Silt & Clay	2.78	467.76	2.73	467.81	2.75	467.79	2.59	467.95	2.08	468.46	3.41	467.13	3.00	467.54
MW-19SR	1061736.6	758747.7	470.2	469.7	469.66	Silt & Clay	2.60	467.06	2.91	466.75	2.63	467.03	2.18	467.48	1.76	467.90	4.83	464.83	2.33	467.33
MW-23S	1061992.2	758821.4	473.2	475.4	475.36	Silt & Clay	6.27	469.09	4.45	470.91	5.74	469.62	4.85	470.51	4.32	471.04	5.81	469.55	4.86	470.50
MW-24S	1061856.9	758763.6	471.5	471.1	471.11	Silt & Clay	3.05	468.06	2.93	468.18	2.9	468.21	2.71	468.40	1.14	469.97	3.23	467.88	2.90	468.21
MW-26B*	1061620	758617.1	467.1	469.4	469.35	Bedrock	22.36	446.99	23.31	446.04	22.6	446.75	24.45	444.90	21.88	447.47	22.93	446.42	22.03	447.32
MW-26I	1061617.3	758622.2	467.3	469.2	469.22	Sand & Silt	23.25	445.97	24.08	445.14	23.41	445.81	25.06	444.16	22.89	446.33	23.77	445.45	22.99	446.23
MW-26S	1061614.3	758626.3	467.6	469.5	469.52	Silt & Clay	7.46	462.06	6.62	462.90	6.73	462.79	6.74	462.78	6.24	463.28	6.68	462.84	6.47	463.05
MW-29	1062066.7	759156.3	474.9	474.9	474.6	Silt & Clay	4.64	469.96	4.41	470.19	4.28	470.32	3.78	470.82	3.26	471.34	4.28	470.32	3.7	470.90
MW-34	1061862.504	758857.8706	471.57	471.10	471.55	Silt & Clay	1.94	NA	2.00	469.55	2.04	469.51	1.90	469.65	1.84	469.71	2.17	469.38	1.93	469.62
MW-35	1061821.951	759019.4162	471.12	470.95	471.18	Silt & Clay	1.68	NA	1.88	469.30	1.69	469.49	1.81	469.37	1.10	470.08	1.86	469.32	1.57	469.61
MW-36	1061655.772	758837.6341	469.58	469.25	469.56	Silt & Clay	7.00	NA	6.56	463.00	3.71	465.85	1.58	467.98	3.05	466.51	3.30	466.26	2.01	467.55
TW/BRW-1S	1061799.3	758747.5	470.7	470.5	470.49	Silt & Clay	NM***	NM	3.18	467.31	NM***	NA	NM***	NA	1.90	468.59	1.98	468.51	3.06	467.43
TW/BRW-1R*	1061804.5	758750	470.7	470.4	470.39	Bedrock	23.20	447.19	24.17	446.22	23.4	446.99	25.38	445.01	22.71	447.68	23.79	446.60	22.9	447.49

Notes:

Horizontal Datum: NAD83(CORS) - NEW YORK STATE PLANE COORDINATE SYSTEM, CENTRAL ZONE

Vertical Datum: North American Vertical Datum of 1988 (NAVD88)

TW-02 was abandoned in 2015

CNL - Could Not Locate

ft amsl - feet above mean sea level ft btoc - feet below top of casing ID - identification

NA - Not Available

NM - Not Measured

* Bedrock screened well

** Well is destroyed

*** Monitoring well is 1/2" diameter - water level probe would not fit down well

Table 2
Summary of Validated Analytical Results - VOCs in Groundwater
Goulds Pumps Administration - Cobalt Site
Seneca Falls, NY

Sample ID	NYSDEC	MW-18SR	MW-18SR	MW-18SR	MW-18SR	MW-18SR	MW-18SR	MW-18SR	MW-19SR	MW-19SR	MW-19SR	MW-19SR	MW-19SR	MW-19SR	MW-19SR
Sample Date	Class GA Standard (ug/L)	5/27/2015	11/11/2015	5/10/2016	12/6/2016	4/3/2017	12/5/2017	4/24/2018	5/27/2015	11/12/2015	5/10/2016	12/6/2016	4/3/2017	12/5/2017	4/24/2018
Units		ug/L	ug/L	ug/L	ug/L	ug/L	ug/L	ug/L	ug/L	ug/L	ug/L	ug/L	ug/L	ug/L	ug/L
Volatile Organic Compounds															
1,1,1-Trichloroethane	5	**14**	**8.2**	**9.2**	**8.6**	**9.5**	**34**	**8.8**	2.5 U	2.5 U	2.5 U	2.5 U	2.5 U	2.5 U	2.5 U
1,1,2,2-Tetrachloroethane	5	0.5 U	0.5 U	0.5 U	0.5 U	0.5 U	0.5 U	0.5 U	0.5 U	0.5 U	0.5 U	0.5 U	0.5 U	0.5 U	0.5 U
1,1,2-Trichloroethane	1	1.5 U	1.5 U	1.5 U	1.5 U	1.5 U	1.5 U	1.5 U	1.5 U	1.5 U	1.5 U	1.5 U	1.5 U	1.5 U	1.5 U
1,1-Dichloroethane	5	**8.5**	**5.4**	**5.2**	**5.4**	**8.5**	**34**	**5.2**	1.4 J	1.3 J	0.84 J	0.81 J	2.5 U	2.5 U	2.5 U
1,1-Dichloroethene	5	**11**	**6.1 J**	**5**	**7.4**	**9.4**	**35**	4.0	0.5 U	0.5 UJ	0.5 U	0.5 U	0.5 U	0.5 U	0.5 U
1,2,3-Trichlorobenzene		2.5 U	2.5 U	2.5 U	2.5 U	2.5 U	2.5 U	2.5 U	2.5 U	2.5 U	2.5 U	2.5 U	2.5 U	2.5 U	2.5 U
1,2,4-Trichlorobenzene	5	2.5 U	2.5 UJ	2.5 U	2.5 U	2.5 U	2.5 U	2.5 U	2.5 U	2.5 UJ	2.5 U	2.5 U	2.5 U	2.5 U	2.5 U
1,2-Dibromo-3-chloropropane	0.04	2.5 U	2.5 U	2.5 U	2.5 U	2.5 U	2.5 U	2.5 U	2.5 U	2.5 U	2.5 U	2.5 U	2.5 U	2.5 U	2.5 U
1,2-Dibromoethane	5	2.0 U	2.0 U	2.0 U	2.0 U	2.0 U	2.0 U	2.0 U	2.0 U	2.0 U	2.0 U	2.0 U	2.0 U	2.0 U	2.0 U
1,2-Dichlorobenzene	3	2.5 U	2.5 U	2.5 U	2.5 U	2.5 U	2.5 U	2.5 U	2.5 U	2.5 U	2.5 U	2.5 U	2.5 U	2.5 U	2.5 U
1,2-Dichloroethane	0.6	0.5 U	0.5 U	0.5 U	0.5 U	0.5 U	0.5 U	0.5 U	0.5 U	0.5 U	0.5 U	0.5 U	0.5 U	0.5 U	0.5 U
1,2-Dichloropropane	1	1.0 U	1.0 U	1.0 U	1.0 U	1.0 U	1.0 U	1.0 U	1.0 U	1.0 U	1.0 U	1.0 U	1.0 U	1.0 U	1.0 U
1,3-Dichlorobenzene	3	2.5 U	2.5 U	2.5 U	2.5 U	2.5 U	2.5 U	2.5 U	1.4 J	1.4 J	1.5 J	2.5 U	2.5 U	2.5 U	2.5 U
1,4-Dichlorobenzene	3	2.5 U	2.5 U	2.5 U	2.5 U	2.5 U	2.5 U	2.5 U	**4.0**	**4.0**	**4.6**	1.6 J	1.6 J	2.3 J	1.6 J
2-Butanone	50	5.0 U	5.0 U	5.0 U	5.0 U	5.0 U	5.0 U	5.0 U	5.0 U	5.0 U	5.0 U	5.0 U	5.0 U	5.0 U	5.0 U
2-Hexanone	50*	5.0 U	5.0 U	5.0 U	5.0 U	5.0 U	5.0 U	5.0 U	5.0 U	5.0 U	5.0 U	5.0 U	5.0 U	5.0 U	5.0 U
4-Methyl-2-pentanone		5.0 U	5.0 U	5.0 U	5.0 U	5.0 U	5.0 U	5.0 U	5.0 U	5.0 U	5.0 U	5.0 U	5.0 U	5.0 U	5.0 U
Acetone	50*	5.0 U	5.0 U	5.0 U	5.0 U	5.0 U	5.0 U	5.0 U	5.0 U	5.0 U	5.0 U	5.0 U	5.0 U	5.0 U	5.0 U
Benzene	1	0.5 U	0.5 U	0.5 U	0.5 U	0.5 U	0.5 U	0.5 U	0.5 U	0.5 U	0.5 U	0.5 U	0.5 U	0.5 U	0.5 U
Bromochloromethane		2.5 U	2.5 U	2.5 U	2.5 U	2.5 U	2.5 U	2.5 U	2.5 U	2.5 U	2.5 U	2.5 U	2.5 U	2.5 U	2.5 U
Bromodichloromethane	50	0.5 U	0.5 U	0.5 U	0.5 U	0.5 U	0.5 U	0.5 U	0.5 U	0.5 U	0.5 U	0.5 U	0.5 U	0.5 U	0.5 U
Bromoform	50*	2.0 U	2.0 UJ	2.0 U	2.0 U	2.0 U	2.0 U	2.0 U	2.0 U	2.0 UJ	2.0 U	2.0 U	2.0 U	2.0 U	2.0 U
Bromomethane	5	2.5 U	2.5 U	2.5 U	2.5 U	2.5 U	2.5 UJ	5.0 U	2.5 U	2.5 U	2.5 UJ	2.5 U	2.5 UJ	2.5 U	2.5 U
Carbon disulfide		5.0 U	5.0 U	5.0 U	5.0 U	5.0 U	5.0 U	5.0 U	5.0 U	5.0 U	5.0 U	5.0 U	5.0 U	5.0 U	5.0 U
Carbon tetrachloride	5	0.5 U	0.5 U	0.5 U	0.5 U	0.5 U	0.5 U	0.5 U	0.5 U	0.5 U	0.5 U	0.5 U	0.5 U	0.5 U	0.5 U
Chlorobenzene	5	2.5 U	2.5 U	2.5 U	2.5 U	2.5 U	2.5 U	2.5 U	1.4 J	1.6 J	1.6 J	2.5 U	2.5 U	2.5 U	2.5 U
Chloroethane	5	2.5 U	2.5 U	2.5 U	2.5 U	2.5 U	2.5 U	2.5 U	2.5 U	2.5 U	2.5 U	2.5 U	2.5 U	2.5 U	2.5 U
Chloroform	7	2.5 U	2.5 U	2.5 U	2.5 U	2.5 U	2.5 U	2.5 U	2.5 U	2.5 U	2.5 U	2.5 U	2.5 U	2.5 U	2.5 U
Chloromethane		2.5 U	2.5 U	2.5 U	2.5 U	2.5 U	2.5 UJ	2.5 U	2.5 U	2.5 U	2.5 U	2.5 U	2.5 U	2.5 U	2.5 U
cis-1,2-Dichloroethene	5	2.5 U	2.5 U	2.5 U	2.5 U	2.5 U	2.5 U	2.5 U	2.5 U	2.5 U	2.5 U	2.5 U	2.5 U	2.5 U	2.5 U
cis-1,3-Dichloropropene	0.4	0.5 U	0.5 U	0.5 U	0.5 U	0.5 U	0.5 U	0.5 U	0.5 U	0.5 U	0.5 U	0.5 U	0.5 U	0.5 U	0.5 U
Cyclohexane		10 U	10 U	10 U	10 U	10 U	10 UJ	10 U	10 U	10 U	10 U	10 U	10 U	10 U	10 U
Dibromochloromethane	50	0.5 U	0.5 U	0.5 U	0.5 U	0.5 U	0.5 U	0.5 U	0.5 U	0.5 U	0.5 U	0.5 U	0.5 U	0.5 U	0.5 U
Dichlorodifluoromethane	5	5.0 U	5.0 U	5.0 U	5.0 U	5.0 U	5.0 U	5.0 U	5.0 U	5.0 U	5.0 U	5.0 U	5.0 U	5.0 U	5.0 U
Ethylbenzene	5	2.5 U	2.5 U	2.5 U	2.5 U	2.5 U	2.5 U	2.5 U	2.5 U	2.5 U	2.5 U	2.5 U	2.5 U	2.5 U	2.5 U
Freon-113		2.5 U	2.5 U	2.5 U	2.5 U	2.5 U	2.5 U	2.5 U	2.5 U	2.5 U	2.5 U	2.5 U	2.5 U	2.5 U	2.5 U
Isopropylbenzene	5	2.5 U	2.5 U	2.5 U	2.5 U	2.5 U	2.5 U	2.5 U	2.5 U	2.5 U	2.5 U	2.5 U	2.5 U	2.5 U	2.5 U
Methyl Acetate		2.0 U	2.0 U	2.0 U	2.0 U	2.0 U	2.0 U	2.0 U	2.0 U	2.0 U	2.0 U	2.0 U	2.0 U	2.0 U	2.0 U
Methyl cyclohexane		10 U	10 U	10 U	10 U	10 U	10 U	10 U	10 U	10 U	10 U	10 U	10 U	10 U	10 U
Methyl tert butyl ether	10	2.5 U	2.5 U	2.5 U	2.5 U	2.5 U	2.5 U	2.5 U	2.5 U	2.5 U	2.5 U	2.5 U	2.5 U	2.5 U	2.5 U
Methylene chloride	5	2.5 U	2.5 U	2.5 U	2.5 U	2.5 U	2.5 U	2.5 U	2.5 U	2.5 U	2.5 U	2.5 U	2.5 U	2.5 U	2.5 U
o-Xylene	*	2.5 U	2.5 U	2.5 U	2.5 U	2.5 U	2.5 U	2.5 U	2.5 U	2.5 U	2.5 U	2.5 U	2.5 U	2.5 U	2.5 U
p/m-Xylene	*	2.5 U	2.5 U	2.5 U	2.5 U	2.5 U	2.5 U	2.5 U	2.5 U	2.5 U	2.5 U	2.5 U	2.5 U	2.5 U	2.5 U
Styrene	5	2.5 U	2.5 U	2.5 U	2.5 U	2.5 U	2.5 U	2.5 U	2.5 U	2.5 U	2.5 U	2.5 U	2.5 U	2.5 U	2.5 U
Tetrachloroethene	5	0.5 U	0.5 U	0.5 U	0.5 U	0.5 U	0.5 U	0.5 U	0.5 U	0.5 U	0.5 U	0.5 U	0.5 U	0.5 U	0.5 U
Toluene	5	2.5 U	2.5 U	2.5 U	2.5 U	2.5 U	2.5 U	2.5 U	2.5 U	2.5 U	2.5 U	2.5 U	2.5 U	2.5 U	2.5 U
trans-1,2-Dichloroethene	5	2.5 U	2.5 U	2.5 U	2.5 U	2.5 U	2.5 U	2.5 U	2.5 U	2.5 U	2.5 U	2.5 U	2.5 U	2.5 U	2.5 U
trans-1,3-Dichloropropene	0.4	0.5 U	0.5 U	0.5 U	0.5 U	0.5 U	0.5 U	0.5 U	0.5 U	0.5 U	0.5 U	0.5 U	0.5 U	0.5 U	0.5 U
Trichloroethene	5	0.5 U	0.5 U	0.5 U	0.5 U	0.5 U	0.5 U	0.5 U	0.5 U	0.5 U	0.5 U	0.5 U	0.5 U	0.5 U	0.5 U
Trichlorofluoromethane	5	2.5 U	2.5 U	2.5 U	2.5 U	2.5 U	2.5 U	2.5 U	2.5 U	2.5 U	2.5 U	2.5 U	2.5 U	2.5 U	2.5 U
Vinyl chloride	2	1.0 U	1.0 U	1.0 U	1.0 U	0.12 J	1.0 UJ	1.0 U	1.0 U	1.0 U	1.0 U	1.0 U	1.0 U	1.0 U	1.0 U
Total TIC Compounds	--	ND	1.3 J	5.86 J	ND	ND	ND	ND	ND	ND	ND	ND	ND	ND	ND

NOTES:

U = Compound not detected; laboratory reporting limit shown

UJ = Compound not detected; associated reported quantitation liimit is approximate and may be inaccurate or imprecise.

J = Estimated concentration less than laboratory reporting limit

J- = Associated value is estimated and may be biased low

J+ = Associated value is estimated and may be biased high

ND = Not Detected

= Concentration exceeds NYSDEC Class GA Standard

DUP-MW-X, DUPLICATE collected at MW-35

Table 2
Summary of Validated Analytical Results - VOCs in Groundwater
Goulds Pumps Administration - Cobalt Site
Seneca Falls, NY

Sample ID	NYSDEC	MW-34	MW-34	MW-34	MW-34	MW-34	MW-34	MW-34	MW-35	MW-35	MW-35	MW-35	MW-35	MW-35	MW-35
Sample Date	Class GA Standard (ug/L)	5/27/2015	11/12/2015	5/10/2016	12/6/2016	4/4/2017	12/5/2017	4/24/2018	5/27/2015	11/12/2015	5/10/2016	12/6/2016	4/3/2017	12/5/2017	4/24/2018
Units		ug/L	ug/L	ug/L	ug/L	ug/L	ug/L	ug/L	ug/L	ug/L	ug/L	ug/L	ug/L	ug/L	ug/L
Volatile Organic Compounds															
1,1,1-Trichloroethane	5	2.5 U	2.5 U	2.5 U	2.5 U	2.5 U	2.5 U	2.5 U	2.5 U	2.5 U	2.5 U	2.5 U	2.5 U	2.5 U	2.5 U
1,1,2,2-Tetrachloroethane	5	0.5 U	0.5 U	0.5 U	0.5 U	0.5 U	0.5 U	0.5 U	0.5 U	0.5 U	0.5 U	0.5 U	0.5 U	0.5 U	0.5 U
1,1,2-Trichloroethane	1	1.5 U	1.5 U	1.5 U	1.5 U	1.5 U	1.5 U	1.5 U	1.5 U	1.5 U	1.5 U	1.5 U	1.5 U	1.5 U	1.5 U
1,1-Dichloroethane	5	2.5 U	2.5 U	2.5 U	2.5 U	2.5 U	2.5 U	2.5 U	2.5 U	2.5 U	2.5 U	2.5 U	2.5 U	2.5 U	2.5 U
1,1-Dichloroethene	5	0.5 U	0.5 UJ	0.5 U	0.5 U	0.5 U	0.5 U	0.5 U	0.5 U	0.5 UJ	0.5 U	0.5 U	0.5 U	0.5 U	0.5 U
1,2,3-Trichlorobenzene		2.5 U	2.5 U	2.5 U	2.5 U	2.5 U	2.5 U	2.5 U	2.5 U	2.5 U	2.5 U	2.5 U	2.5 U	2.5 U	2.5 U
1,2,4-Trichlorobenzene	5	2.5 U	2.5 UJ	2.5 U	2.5 U	2.5 U	2.5 U	2.5 U	2.5 U	2.5 UJ	2.5 U	2.5 U	2.5 U	2.5 U	2.5 U
1,2-Dibromo-3-chloropropane	0.04	2.5 U	2.5 U	2.5 U	2.5 U	2.5 U	2.5 U	2.5 U	2.5 U	2.5 U	2.5 U	2.5 U	2.5 U	2.5 U	2.5 U
1,2-Dibromoethane	5	2.0 U	2.0 U	2.0 U	2.0 U	2.0 U	2.0 U	2.0 U	2.0 U	2.0 U	2.0 U	2.0 U	2.0 U	2.0 U	2.0 U
1,2-Dichlorobenzene	3	2.5 U	2.5 U	2.5 U	2.5 U	2.5 U	2.5 U	2.5 U	2.5 U	2.5 U	2.5 U	2.5 U	2.5 U	2.5 U	2.5 U
1,2-Dichloroethane	0.6	0.5 U	0.5 U	0.5 U	0.5 U	0.5 U	0.5 U	0.5 U	0.5 U	0.5 U	0.5 U	0.5 U	0.5 U	0.5 U	0.5 U
1,2-Dichloropropane	1	1.0 U	1.0 U	1.0 U	1.0 U	1.0 U	1.0 U	1.0 U	1.0 U	1.0 U	1.0 U	1.0 U	1.0 U	1.0 U	1.0 U
1,3-Dichlorobenzene	3	2.5 U	2.5 U	2.5 U	2.5 U	2.5 U	2.5 U	2.5 U	2.5 U	2.5 U	2.5 U	2.5 U	2.5 U	2.5 U	2.5 U
1,4-Dichlorobenzene	3	2.5 U	2.5 U	2.5 U	2.5 U	2.5 U	2.5 U	2.5 U	2.5 U	2.5 U	2.5 U	2.5 U	2.5 U	2.5 U	2.5 U
2-Butanone	50	5.0 U	5.0 U	5.0 U	5.0 U	5.0 U	5.0 U	5.0 U	5.0 U	5.0 U	5.0 U	5.0 U	5.0 U	5.0 U	5.0 U
2-Hexanone	50*	5.0 U	5.0 U	5.0 U	5.0 U	5.0 U	5.0 U	5.0 U	5.0 U	5.0 U	5.0 U	5.0 U	5.0 U	5.0 U	5.0 U
4-Methyl-2-pentanone		5.0 U	5.0 U	5.0 U	5.0 U	5.0 U	5.0 U	5.0 U	5.0 U	5.0 U	5.0 U	5.0 U	5.0 U	5.0 U	5.0 U
Acetone	50*	5.0 U	5.0 U	5.0 U	5.0 U	5.0 U	5.0 U	5.0 U	5.0 U	5.0 U	5.0 U	5.0 U	5.0 U	5.0 U	5.0 U
Benzene	1	0.5 U	0.5 U	0.5 U	0.5 U	0.5 U	0.5 U	0.5 U	0.5 U	0.5 U	0.5 U	0.5 U	0.5 U	0.5 U	0.5 U
Bromochloromethane		2.5 U	2.5 U	2.5 U	2.5 U	2.5 U	2.5 U	2.5 U	2.5 U	2.5 U	2.5 U	2.5 U	2.5 U	2.5 U	2.5 U
Bromodichloromethane	50	0.5 U	0.5 U	0.5 U	0.5 U	0.5 U	0.5 U	0.5 U	0.5 U	0.5 U	0.5 U	0.5 U	0.5 U	0.5 U	0.5 U
Bromoform	50*	2.0 U	2.0 UJ	2.0 U	2.0 U	2.0 U	2.0 U	2.0 U	2.0 U	2.0 UJ	2.0 U	2.0 U	2.0 U	2.0 U	2.0 U
Bromomethane	5	2.5 U	2.5 U	2.5 U	2.5 U	2.5 UJ	2.5 UJ	2.5 U	2.5 U	2.5 U	2.5 U	2.5 U	2.5 UJ	2.5 UJ	2.5 U
Carbon disulfide		5.0 U	5.0 U	5.0 U	5.0 U	5.0 U	5.0 U	5.0 U	5.0 U	5.0 U	5.0 U	5.0 U	5.0 U	5.0 U	5.0 U
Carbon tetrachloride	5	0.5 U	0.5 U	0.5 U	0.5 U	0.5 U	0.5 U	0.5 U	0.5 U	0.5 U	0.5 U	0.5 U	0.5 U	0.5 U	0.5 U
Chlorobenzene	5	2.5 U	2.5 U	2.5 U	2.5 U	2.5 U	2.5 U	2.5 U	2.5 U	2.0 J	2.5 U	2.5 U	2.5 U	2.5 U	2.5 U
Chloroethane	5	2.5 U	2.5 U	2.5 U	2.5 U	2.5 U	2.5 U	2.5 U	2.5 U	2.5 U	2.5 U	2.5 U	2.5 U	2.5 U	2.5 U
Chloroform	7	2.5 U	2.5 U	2.5 U	2.5 U	2.5 U	2.5 U	2.5 U	2.5 U	2.5 U	2.5 U	2.5 U	2.5 U	2.5 U	2.5 U
Chloromethane		2.5 U	2.5 U	2.5 U	2.5 U	2.5 U	2.5 UJ	2.5 U	2.5 U	2.5 U	2.5 U	2.5 U	2.5 U	2.5 UJ	2.5 U
cis-1,2-Dichloroethene	5	2.5 U	2.5 U	2.5 U	2.5 U	2.5 U	2.5 U	2.5 U	2.5 U	2.5 U	2.5 U	2.5 U	2.5 U	2.5 U	2.5 U
cis-1,3-Dichloropropene	0.4	0.5 U	0.5 U	0.5 U	0.5 U	0.5 U	0.5 U	0.5 U	0.5 U	0.5 U	0.5 U	0.5 U	0.5 U	0.5 U	0.5 U
Cyclohexane		10 U	10 U	10 U	10 U	10 U	10 UJ	10 U	10 U	10 U	10 U	10 U	10 U	10 UJ	10 U
Dibromochloromethane	50	0.5 U	0.5 U	0.5 U	0.5 U	0.5 U	0.5 U	0.5 U	0.5 U	0.5 U	0.5 U	0.5 U	0.5 U	0.5 U	0.5 U
Dichlorodifluoromethane	5	5.0 U	5.0 U	5.0 U	5.0 U	5.0 U	5.0 U	5.0 U	5.0 U	5.0 U	5.0 U	5.0 U	5.0 U	5.0 U	5.0 U
Ethylbenzene	5	2.5 U	2.5 U	2.5 U	2.5 U	2.5 U	2.5 U	2.5 U	2.5 U	2.5 U	2.5 U	2.5 U	2.5 U	2.5 U	2.5 U
Freon-113		2.5 U	2.5 U	2.5 U	2.5 U	2.5 U	2.5 U	2.5 U	2.5 U	2.5 U	2.5 U	2.5 U	2.5 U	2.5 U	2.5 U
Isopropylbenzene	5	2.5 U	2.5 U	2.5 U	2.5 U	2.5 U	2.5 U	2.5 U	2.5 U	2.5 U	2.5 U	2.5 U	2.5 U	2.5 U	2.5 U
Methyl Acetate		2.0 U	2.0 U	2.0 U	2.0 U	2.0 U	2.0 U	2.0 U	2.0 U	2.0 U	2.0 U	2.0 U	2.0 U	2.0 U	2.0 U
Methyl cyclohexane		10 U	10 U	10 U	10 U	10 U	10 U	10 U	10 U	10 U	10 U	10 U	10 U	10 U	10 U
Methyl tert butyl ether	10	2.5 U	2.5 U	2.5 U	2.5 U	2.5 U	2.5 U	2.5 U	2.5 U	2.5 U	2.5 U	2.5 U	2.5 U	2.5 U	2.5 U
Methylene chloride	5	2.5 U	2.5 U	2.5 U	2.5 U	2.5 U	2.5 U	2.5 U	2.5 U	2.5 U	2.5 U	2.5 U	2.5 U	2.5 U	2.5 U
o-Xylene	*	2.5 U	2.5 U	2.5 U	2.5 U	2.5 U	2.5 U	2.5 U	2.5 U	2.5 U	2.5 U	2.5 U	2.5 U	2.5 U	2.5 U
p/m-Xylene	*	2.5 U	2.5 U	2.5 U	2.5 U	2.5 U	2.5 U	2.5 U	2.5 U	2.5 U	2.5 U	2.5 U	2.5 U	2.5 U	2.5 U
Styrene	5	2.5 U	2.5 U	2.5 U	2.5 U	2.5 U	2.5 U	2.5 U	2.5 U	2.5 U	2.5 U	2.5 U	2.5 U	2.5 U	2.5 U
Tetrachloroethene	5	0.5 U	0.5 U	0.5 U	0.5 U	0.5 U	0.5 U	0.5 U	0.5 U	0.5 U	0.5 U	0.5 U	0.5 U	0.5 U	0.5 U
Toluene	5	2.5 U	2.5 U	2.5 U	2.5 U	2.5 U	2.5 U	2.5 U	2.5 U	2.5 U	2.5 U	2.5 U	2.5 U	2.5 U	2.5 U
trans-1,2-Dichloroethene	5	2.5 U	2.5 U	2.5 U	2.5 U	2.5 U	2.5 U	2.5 U	2.5 U	2.5 U	2.5 U	2.5 U	2.5 U	2.5 U	2.5 U
trans-1,3-Dichloropropene	0.4	0.5 U	0.5 U	0.5 U	0.5 U	0.5 U	0.5 U	0.5 U	0.5 U	0.5 U	0.5 U	0.5 U	0.5 U	0.5 U	0.5 U
Trichloroethene	5	0.5 U	0.5 U	0.5 U	0.5 U	0.5 U	0.5 U	0.5 U	0.5 U	0.5 U	0.5 U	0.5 U	0.5 U	0.5 U	0.5 U
Trichlorofluoromethane	5	2.5 U	2.5 U	2.5 U	2.5 U	2.5 U	2.5 U	2.5 U	2.5 U	2.5 U	2.5 U	2.5 U	2.5 U	2.5 U	2.5 U
Vinyl chloride	2	1.0 U	1.0 U	1.0 U	1.0 U	1.0 U	1.0 UJ	1.0 U	1.0 U	1.0 U	1.0 U	1.0 U	1.0 U	1.0 UJ	1.0 U
Total TIC Compounds	--	ND	1.2 J	3.61 J	ND	ND	ND	ND	ND	ND	3.4 J	ND	ND	ND	ND

NOTES:

U = Compound not detected; laboratory reporting limit shown

UJ = Compound not detected; associated reported quantitation liimit is approximate and may be inaccurate or imprecise.

J = Estimated concentration less than laboratory reporting limit

J- = Associated value is estimated and may be biased low

J+ = Associated value is estimated and may be biased high

ND = Not Detected

= Concentration exceeds NYSDEC Class GA Standard

DUP-MW-X, DUPLICATE collected at MW-35

Table 2
Summary of Validated Analytical Results - VOCs in Groundwater
Goulds Pumps Administration - Cobalt Site
Seneca Falls, NY

Sample ID	NYSDEC	DUP-X	DUP-X	DUPLICATE	DUPLICATE	DUPLICATE	DUP-MW-X	DUP-MW-X	MW-36	MW-36	MW-36	MW-36	MW-36	MW-36	MW-36
Sample Date	Class GA Standard (ug/L)	5/27/2015	11/12/2015	5/10/2016	12/6/2016	4/3/2017	12/5/2017	4/24/2018	5/27/2015	11/12/2015	5/10/2016	12/5/2016	4/3/2017	12/5/2017	4/24/2018
Units		ug/L	ug/L	ug/L	ug/L	ug/L	ug/L	ug/L	ug/L	ug/L	ug/L	ug/L	ug/L	ug/L	ug/L
Volatile Organic Compounds															
1,1,1-Trichloroethane	5	2.5 U	2.5 U	2.5 U	2.5 U	2.5 U	2.5 U	2.5 U	2.5 U	2.5 U	2.5 U	2.5 U	2.5 U	2.5 U	2.5 U
1,1,2,2-Tetrachloroethane	5	0.5 U	0.5 U	0.5 U	0.5 U	0.5 U	0.5 U	0.5 U	0.5 U	0.5 U	0.5 U	0.5 U	0.5 U	0.5 U	0.5 U
1,1,2-Trichloroethane	1	1.5 U	1.5 U	1.5 U	1.5 U	1.5 U	1.5 U	1.5 U	1.5 U	1.5 U	1.5 U	1.5 U	1.5 U	1.5 U	1.5 U
1,1-Dichloroethane	5	2.5 U	2.5 U	2.5 U	2.5 U	2.5 U	2.5 U	2.5 U	2.5 U	2.5 U	2.5 U	2.5 U	2.5 U	2.5 U	2.5 U
1,1-Dichloroethene	5	0.5 U	0.5 UJ	0.5 U	0.5 U	0.5 U	0.5 U	0.5 U	0.5 U	0.5 UJ	0.5 U	0.5 U	0.5 U	0.5 U	0.5 U
1,2,3-Trichlorobenzene		2.5 U	2.5 U	2.5 U	2.5 U	2.5 U	2.5 U	2.5 U	2.5 U	2.5 U	2.5 U	2.5 U	2.5 U	2.5 U	2.5 U
1,2,4-Trichlorobenzene	5	2.5 U	2.5 UJ	2.5 U	2.5 U	2.5 U	2.5 U	2.5 U	2.5 U	2.5 UJ	2.5 U	2.5 U	2.5 U	2.5 U	2.5 U
1,2-Dibromo-3-chloropropane	0.04	2.5 U	2.5 U	2.5 U	2.5 U	2.5 U	2.5 U	2.5 U	2.5 U	2.5 U	2.5 U	2.5 U	2.5 U	2.5 U	2.5 U
1,2-Dibromoethane	5	2.0 U	2.0 U	2.0 U	2.0 U	2.0 U	2.0 U	2.0 U	2.0 U	2.0 U	2.0 U	2.0 U	2.0 U	2.0 U	2.0 U
1,2-Dichlorobenzene	3	2.5 U	2.5 U	2.5 U	2.5 U	2.5 U	2.5 U	2.5 U	2.5 U	2.5 U	2.5 U	2.5 U	2.5 U	2.5 U	2.5 U
1,2-Dichloroethane	0.6	0.5 U	0.5 U	0.5 U	0.5 U	0.5 U	0.5 U	0.5 U	0.5 U	0.5 U	0.5 U	0.5 U	0.5 U	0.5 U	0.5 U
1,2-Dichloropropane	1	1.0 U	1.0 U	1.0 U	1.0 U	1.0 U	1.0 U	1.0 U	1.0 U	1.0 U	1.0 U	1.0 U	1.0 U	1.0 U	1.0 U
1,3-Dichlorobenzene	3	2.5 U	2.5 U	2.5 U	2.5 U	2.5 U	2.5 U	2.5 U	2.5 U	2.5 U	2.5 U	2.5 U	2.5 U	2.5 U	2.5 U
1,4-Dichlorobenzene	3	2.5 U	2.5 U	2.5 U	2.5 U	2.5 U	2.5 U	2.5 U	2.5 U	2.5 U	2.5 U	2.5 U	2.5 U	2.5 U	2.5 U
2-Butanone	50	5.0 U	5.0 U	5.0 U	5.0 U	5.0 U	5.0 U	5.0 U	5.0 U	5.0 U	5.0 U	5.0 U	5.0 U	5.0 U	5.0 U
2-Hexanone	50*	5.0 U	5.0 U	5.0 U	5.0 U	5.0 U	5.0 U	5.0 U	5.0 U	5.0 U	5.0 U	5.0 U	5.0 U	5.0 U	5.0 U
4-Methyl-2-pentanone		5.0 U	5.0 U	5.0 U	5.0 U	5.0 U	5.0 U	5.0 U	5.0 U	5.0 U	5.0 U	5.0 U	5.0 U	5.0 U	5.0 U
Acetone	50*	5.0 U	5.0 U	5.0 U	5.0 U	5.0 U	5.0 U	5.0 U	5.0 U	5.0 U	5.0 U	5.0 U	5.0 U	5.0 U	5.0 U
Benzene	1	0.5 U	0.5 U	0.5 U	0.5 U	0.5 U	0.5 U	0.5 U	0.5 U	0.5 U	0.5 U	0.5 U	0.5 U	0.5 U	0.5 U
Bromochloromethane		2.5 U	2.5 U	2.5 U	2.5 U	2.5 U	2.5 U	2.5 U	2.5 U	2.5 U	2.5 U	2.5 U	2.5 U	2.5 U	2.5 U
Bromodichloromethane	50	0.5 U	0.5 U	0.5 U	0.5 U	0.5 U	0.5 U	0.5 U	0.5 U	0.5 U	0.5 U	0.5 U	0.5 U	0.5 U	0.5 U
Bromoform	50*	2.0 U	2.0 UJ	2.0 U	2.0 U	2.0 U	2.0 U	2.0 U	2.0 U	2.0 UJ	2.0 U	2.0 U	2.0 U	2.0 U	2.0 U
Bromomethane	5	2.5 U	2.5 U	2.5 UJ	2.5 U	2.5 UJ	2.5 UJ	2.5 U	2.5 U	2.5 U	2.5 UJ	2.5 U	2.5 UJ	2.5 UJ	2.5 U
Carbon disulfide		5.0 U	5.0 U	5.0 U	5.0 U	5.0 U	5.0 U	5.0 U	5.0 U	5.0 U	5.0 U	5.0 U	5.0 U	5.0 U	5.0 U
Carbon tetrachloride	5	0.5 U	0.5 U	0.5 U	0.5 U	0.5 U	0.5 U	0.5 U	0.5 U	0.5 U	0.5 U	0.5 U	0.5 U	0.5 U	0.5 U
Chlorobenzene	5	1.0 J	1.8 J	1.0 J	2.5 U	2.5 U	2.5 U	2.5 U	2.5 U	2.5 U	2.5 U	2.5 U	2.5 U	2.5 U	2.5 U
Chloroethane	5	2.5 U	2.5 U	2.5 U	2.5 U	2.5 U	2.5 U	2.5 U	2.5 U	2.5 U	2.5 U	2.5 U	2.5 U	2.5 U	2.5 U
Chloroform	7	2.5 U	2.5 U	2.5 U	2.5 U	2.5 U	2.5 U	2.5 U	2.5 U	2.5 U	2.5 U	2.5 U	2.5 U	2.5 U	2.5 U
Chloromethane		2.5 U	2.5 U	2.5 U	2.5 U	2.5 U	2.5 U	2.5 U	2.5 U	2.5 U	2.5 U	2.5 U	2.5 U	2.5 UJ	2.5 U
cis-1,2-Dichloroethene	5	2.5 U	2.5 U	2.5 U	2.5 U	2.5 U	2.5 U	2.5 U	2.5 U	2.5 U	2.5 U	2.5 U	2.5 U	2.5 U	2.5 U
cis-1,3-Dichloropropene	0.4	0.5 U	0.5 U	0.5 U	0.5 U	0.5 U	0.5 U	0.5 U	0.5 U	0.5 U	0.5 U	0.5 U	0.5 U	0.5 U	0.5 U
Cyclohexane		10 U	10 U	10 U	10 U	10 U	10 U	10 U	10 U	10 U	10 U	10 U	10 U	10 UJ	10 U
Dibromochloromethane	50	0.5 U	0.5 U	0.5 U	0.5 U	0.5 U	0.5 U	0.5 U	0.5 U	0.5 U	0.5 U	0.5 U	0.5 U	0.5 U	0.5 U
Dichlorodifluoromethane	5	5.0 U	5.0 U	5.0 U	5.0 U	5.0 U	5.0 U	5.0 U	5.0 U	5.0 U	5.0 U	5.0 U	5.0 U	5.0 U	5.0 U
Ethylbenzene	5	2.5 U	2.5 U	2.5 U	2.5 U	2.5 U	2.5 U	2.5 U	2.5 U	2.5 U	2.5 U	2.5 U	2.5 U	2.5 U	2.5 U
Freon-113		2.5 U	2.5 U	2.5 U	2.5 U	2.5 U	2.5 U	2.5 U	2.5 U	2.5 U	2.5 U	2.5 U	2.5 U	2.5 U	2.5 U
Isopropylbenzene	5	2.5 U	2.5 U	2.5 U	2.5 U	2.5 U	2.5 U	2.5 U	2.5 U	2.5 U	2.5 U	2.5 U	2.5 U	2.5 U	2.5 U
Methyl Acetate		2.0 U	2.0 U	2.0 U	2.0 U	2.0 U	2.0 U	2.0 U	2.0 U	2.0 U	2.0 U	2.0 U	2.0 U	2.0 U	2.0 U
Methyl cyclohexane		10 U	10 U	10 U	10 U	10 U	10 U	10 U	10 U	10 U	10 U	10 U	10 U	10 U	10 U
Methyl tert butyl ether	10	2.5 U	2.5 U	2.5 U	2.5 U	2.5 U	2.5 U	2.5 U	2.5 U	2.5 U	2.5 U	2.5 U	2.5 U	2.5 U	2.5 U
Methylene chloride	5	2.5 U	2.5 U	2.5 U	2.5 U	2.5 U	2.5 U	2.5 U	2.5 U	2.5 U	2.5 U	2.5 U	2.5 U	2.5 U	2.5 U
o-Xylene	*	2.5 U	2.5 U	2.5 U	2.5 U	2.5 U	2.5 U	2.5 U	2.5 U	2.5 U	2.5 U	2.5 U	2.5 U	2.5 U	2.5 U
p/m-Xylene	*	2.5 U	2.5 U	2.5 U	2.5 U	2.5 U	2.5 U	2.5 U	2.5 U	2.5 U	2.5 U	2.5 U	2.5 U	2.5 U	2.5 U
Styrene	5	2.5 U	2.5 U	2.5 U	2.5 U	2.5 U	2.5 U	2.5 U	2.5 U	2.5 U	2.5 U	2.5 U	2.5 U	2.5 U	2.5 U
Tetrachloroethene	5	0.5 U	0.5 U	0.5 U	0.5 U	0.5 U	0.5 U	0.5 U	0.5 U	0.5 U	0.5 U	0.5 U	0.5 U	0.5 U	0.5 U
Toluene	5	2.5 U	2.5 U	2.5 U	2.5 U	2.5 U	2.5 U	2.5 U	2.5 U	2.5 U	2.5 U	2.5 U	2.5 U	2.5 U	2.5 U
trans-1,2-Dichloroethene	5	2.5 U	2.5 U	2.5 U	2.5 U	2.5 U	2.5 U	2.5 U	2.5 U	2.5 U	2.5 U	2.5 U	2.5 U	2.5 U	2.5 U
trans-1,3-Dichloropropene	0.4	0.5 U	0.5 U	0.5 U	0.5 U	0.5 U	0.5 U	0.5 U	0.5 U	0.5 U	0.5 U	0.5 U	0.5 U	0.5 U	0.5 U
Trichloroethene	5	0.5 U	0.5 U	0.5 U	0.5 U	0.5 U	0.5 U	0.5 U	0.5 U	0.5 U	0.58	0.5 U	0.5 U	0.5 U	0.5 U
Trichlorofluoromethane	5	2.5 U	2.5 U	2.5 U	2.5 U	2.5 U	2.5 U	2.5 U	2.5 U	2.5 U	2.5 U	2.5 U	2.5 U	2.5 U	2.5 U
Vinyl chloride	2	1.0 U	1.0 U	1.0 U	1.0 U	1.0 U	1.0 U	1.0 U	1.0 U	1.0 U	1.0 U	1.0 U	1.0 U	1.0 UJ	1.0 U
Total TIC Compounds	--	ND	ND	ND	ND	ND	--	ND	ND	ND	ND	ND	ND	ND	ND

NOTES:

U = Compound not detected; laboratory reporting limit shown

UJ = Compound not detected; associated reported quantitation liimit is approximate and may be inaccurate or imprecise.

J = Estimated concentration less than laboratory reporting limit

J- = Associated value is estimated and may be biased low

J+ = Associated value is estimated and may be biased high

ND = Not Detected

= Concentration exceeds NYSDEC Class GA Standard

DUP-MW-X, DUPLICATE collected at MW-35

Table 2
Summary of Validated Analytical Results - VOCs in Groundwater
Goulds Pumps Administration - Cobalt Site
Seneca Falls, NY

Sample ID	NYSDEC	TW/BRW-01S	TW/BRW-01S	TW/BRW-01S	TW/BRW-01S	TW/BRW-01S	TW/BRW-01S	TW/BRW-01S	MW-24S	MW-24S	MW-24S	MW-24S	MW-24S	MW-24S	MW-24S
Sample Date	Class GA Standard (ug/L)	5/27/2015	11/13/2015	5/10/2016	12/6/2016	4/3/2017	12/5/2017	4/24/2018	5/27/2015	11/11/2015	5/10/2016	12/6/2016	4/4/2017	12/5/2017	4/24/2018
Units		ug/L	ug/L	ug/L	ug/L	ug/L	ug/L	ug/L	ug/L	ug/L	ug/L	ug/L	ug/L	ug/L	ug/L
Volatile Organic Compounds															
1,1,1-Trichloroethane	5	0.86 J	1.8 J	0.73 J	2.5 U	2.5 U	1.8 J	1.5 J	**92**	**36**	**95**	0.74 J	2.5 U	**92**	**14**
1,1,2,2-Tetrachloroethane	5	0.5 U	0.5 U	0.5 U	0.5 U	0.5 U	0.5 U	0.5 U	1.0 U	0.5 U	1.0 U	0.5 U	0.5 U	0.5 U	0.5 U
1,1,2-Trichloroethane	1	1.5 U	1.5 U	1.5 U	1.5 U	1.5 U	1.5 U	1.5 U	3.0 U	1.5 U	3.0 U	1.5 U	1.5 U	1.5 U	1.5 U
1,1-Dichloroethane	5	2.1 J	2.0 J	1.4 J	1.8 J	1.4 J	2.5	1.1 J	**86**	**24**	**82**	2.5 U	2.5 U	**54**	**9.5**
1,1-Dichloroethene	5	0.54	0.4 J	0.14 J	0.47 J	0.5 U	0.68	0.41 J	**33**	**9.8 J**	**37**	0.24 J	0.5 U	**27**	4.2
1,2,3-Trichlorobenzene		2.5 U	2.5 U	2.5 U	2.5 U	2.5 U	2.5 U	2.5 U	5 U	2.5 U	5 U	2.5 U	2.5 U	2.5 U	2.5 U
1,2,4-Trichlorobenzene	5	2.9	1.8 J	2.5 U	1 J	1.7 J	0.71 J	2.5 U	5.0 U	2.5 UJ	5.0 U	2.5 U	2.5 U	2.5 U	2.5 U
1,2-Dibromo-3-chloropropane	0.04	2.5 U	2.5 U	2.5 U	2.5 U	2.5 U	2.5 U	2.5 U	5.0 U	2.5 U	5.0 U	2.5 U	2.5 U	2.5 U	2.5 U
1,2-Dibromoethane	5	2.0 U	2.0 U	2.0 U	2.0 U	2.0 U	2.0 U	2.0 U	4.0 U	2.0 U	4.0 U	2.0 U	2.0 U	2.0 U	2.0 U
1,2-Dichlorobenzene	3	2.5 U	0.81 J	2.5 U	2.5 U	2.5 U	2.5 U	2.5 U	5.0 U	2.5 U	5.0 U	2.5 U	2.5 U	2.5 U	2.5 U
1,2-Dichloroethane	0.6	0.5 U	0.5 U	0.59	0.5 U	0.5 U	0.5 U	0.5 U	1.0 U	0.5 U	0.32 J	0.5 U	0.5 U	0.23 J	0.5 U
1,2-Dichloropropane	1	1.0 U	1.0 U	1.0 U	1.0 U	1.0 U	1.0 U	1.0 U	2.0 U	1.0 U	2.0 U	1.0 U	1.0 U	1.0 U	1.0 U
1,3-Dichlorobenzene	3	1.9 J	1.1 J	1.6 J	1.2 J	1.2 J	2.5 U	2.5 U	5.0 U	2.5 U	5.0 U	2.5 U	2.5 U	2.5 U	2.5 U
1,4-Dichlorobenzene	3	**3.2**	2.3 J	**3.5**	2.7	2.4 J	1.4 J	0.73 J	5.0 U	2.5 U	5.0 U	2.5 U	2.5 U	2.5 U	2.5 U
2-Butanone	50	5.0 U	5.0 U	5.0 U	5.0 U	5.0 U	5.0 U	5.0 U	10 U	5.0 U	10 U	5.0 U	5.0 U	5.0 U	5.0 U
2-Hexanone	50*	5.0 U	5.0 U	5.0 U	5.0 U	5.0 U	5.0 U	5.0 U	10 U	5.0 U	10 U	5.0 U	5.0 U	5.0 U	5.0 U
4-Methyl-2-pentanone		5.0 U	5.0 U	5.0 U	5.0 U	5.0 U	5.0 U	5.0 U	10 U	5.0 U	10 U	5.0 U	5.0 U	5.0 U	5.0 U
Acetone	50*	5.0 U	5.0 U	5.0 U	5.0 U	5.0 U	5.0 U	5.0 U	10 U	5.0 U	10 U	5.0 U	5.0 U	5.0 U	5.0 U
Benzene	1	0.5 U	0.5 U	0.5 U	0.5 U	0.5 U	0.5 U	0.5 U	1.0 U	0.5 U	1.0 U	0.5 U	0.5 U	0.5 U	0.5 U
Bromochloromethane		2.5 U	2.5 U	2.5 U	2.5 U	2.5 U	2.5 U	2.5 U	5.0 U	2.5 U	5.0 U	2.5 U	2.5 U	2.5 U	2.5 U
Bromodichloromethane	50	0.5 U	0.5 U	0.5 U	0.5 U	0.5 U	0.5 U	0.5 U	1.0 U	0.5 U	1.0 U	0.5 U	0.5 U	0.5 U	0.5 U
Bromoform	50*	2.0 U	2.0 U	2.0 U	2.0 U	2.0 U	2.0 U	2.0 U	4.0 U	2.0 UJ	4.0 U	2.0 U	2.0 U	2.0 U	2.0 U
Bromomethane	5	2.5 U	2.5 UJ	2.5 UJ	2.5 U	2.5 UJ	2.5 UJ	2.5 U	5.0 U	2.5 U	5.0 UJ	2.5 U	2.5 UJ	2.5 UJ	2.5 U
Carbon disulfide		5.0 U	5.0 U	5.0 U	5.0 U	5.0 U	5.0 U	5.0 U	10 U	5.0 U	10 U	5.0 U	5.0 U	5.0 U	5.0 U
Carbon tetrachloride	5	0.5 U	0.5 U	0.5 U	0.5 U	0.5 U	0.5 U	0.5 U	1.0 U	0.5 U	1.0 U	0.5 U	0.5 U	0.5 U	0.5 U
Chlorobenzene	5	1.4 J	1.1 J	1.4 J	1.5 J	1.2 J	0.9 J	2.5 U	5.0 U	2.5 U	5.0 U	2.5 U	2.5 U	2.5 U	2.5 U
Chloroethane	5	2.5 U	2.5 U	2.5 U	2.5 U	2.5 U	2.5 U	2.5 U	5.0 U	2.5 U	5.0 U	2.5 U	2.5 U	2.5 U	2.5 U
Chloroform	7	2.5 U	2.5 U	2.5 U	2.5 U	2.5 U	2.5 U	2.5 U	5.0 U	2.5 U	5.0 U	2.5 U	2.5 U	2.5 U	2.5 U
Chloromethane		2.5 U	2.5 UJ	2.5 U	2.5 U	2.5 U	2.5 U	2.5 U	5.0 U	2.5 U	5.0 U	2.5 U	2.5 U	2.5 UJ	2.5 U
cis-1,2-Dichloroethene	5	2.5 U	2.5 U	2.5 U	2.5 U	2.5 U	2.5 U	2.5 U	**29**	**8.0**	**37**	2.5 U	2.5 U	**25**	3.7
cis-1,3-Dichloropropene	0.4	0.5 U	0.5 U	0.5 U	0.5 U	0.5 U	0.5 U	0.5 U	1.0 U	0.5 U	1.0 U	0.5 U	0.5 U	0.5 U	0.5 U
Cyclohexane		10 U	10 U	10 U	10 U	10 U	10 U	10 U	20 U	10 U	20 U	10 U	10 U	10 UJ	10 U
Dibromochloromethane	50	0.5 U	0.5 U	0.5 U	0.5 U	0.5 U	0.5 U	0.5 U	1.0 U	0.5 U	1.0 U	0.5 U	0.5 U	0.5 U	0.5 U
Dichlorodifluoromethane	5	5.0 U	5.0 U	5.0 U	5.0 U	5.0 U	5.0 U	5.0 U	10 U	5.0 U	10 U	5.0 U	5.0 U	5.0 U	5.0 U
Ethylbenzene	5	2.5 U	2.5 U	2.5 U	2.5 U	2.5 U	2.5 U	2.5 U	5.0 U	2.5 U	5.0 U	2.5 U	2.5 U	2.5 U	2.5 U
Freon-113		2.5 U	2.5 U	2.5 U	2.5 U	2.5 U	2.5 U	2.5 U	5.0 U	2.5 U	5.0 U	2.5 U	2.5 U	2.5 U	2.5 U
Isopropylbenzene	5	2.5 U	2.5 U	2.5 U	2.5 U	2.5 U	2.5 U	2.5 U	5.0 U	2.5 U	5.0 U	2.5 U	2.5 U	2.5 U	2.5 U
Methyl Acetate		2.0 U	2.0 U	2.0 U	2.0 U	2.0 U	2.0 U	2.0 U	4.0 U	2.0 U	4.0 U	2.0 U	2.0 U	2.0 U	2.0 U
Methyl cyclohexane		10 U	10 U	10 U	10 U	10 U	10 U	10 U	20 U	10 U	20 U	10 U	10 U	10 U	10 U
Methyl tert butyl ether	10	2.5 U	2.5 U	2.5 U	2.5 U	2.5 U	2.5 U	2.5 U	5.0 U	2.5 U	5.0 U	2.5 U	2.5 U	2.5 U	2.5 U
Methylene chloride	5	2.5 U	2.5 U	2.5 U	2.5 U	2.5 U	2.5 U	2.5 U	5.0 U	2.5 U	5.0 U	2.5 U	2.5 U	2.5 U	2.5 U
o-Xylene	*	2.5 U	2.5 U	2.5 U	2.5 U	2.5 U	2.5 U	2.5 U	5.0 U	2.5 U	5.0 U	2.5 U	2.5 U	2.5 U	2.5 U
p/m-Xylene	*	2.5 U	2.5 U	2.5 U	2.5 U	2.5 U	2.5 U	2.5 U	5.0 U	2.5 U	5.0 U	2.5 U	2.5 U	2.5 U	2.5 U
Styrene	5	2.5 U	2.5 U	2.5 U	2.5 U	2.5 U	2.5 U	2.5 U	5.0 U	2.5 U	5.0 U	2.5 U	2.5 U	2.5 U	2.5 U
Tetrachloroethene	5	0.5 U	0.5 U	0.5 U	0.5 U	0.5 U	0.5 U	0.5 U	4.0	1.2	4.9	0.27 J	0.50 U	4.5	0.78
Toluene	5	2.5 U	2.5 U	2.5 U	2.5 U	2.5 U	2.5 U	2.5 U	5.0 U	2.5 U	5.0 U	2.5 U	2.5 U	2.5 U	2.5 U
trans-1,2-Dichloroethene	5	2.5 U	2.5 U	2.5 U	2.5 U	2.5 U	2.5 U	2.5 U	5.0 U	2.5 U	5.0 U	2.5 U	2.5 U	2.5 U	2.5 U
trans-1,3-Dichloropropene	0.4	0.5 U	0.5 U	0.5 U	0.5 U	0.5 U	0.5 U	0.5 U	1.0 U	0.5 U	1.0 U	0.5 U	0.5 U	0.5 U	0.5 U
Trichloroethene	5	0.5 U	0.5 U	3.3	0.5 U	0.5 U	0.5 U	0.5 U	1.1	0.28 J	1.6	0.5 U	0.5 U	1.2	0.5 U
Trichlorofluoromethane	5	2.5 U	2.5 U	2.5 U	2.5 U	2.5 U	2.5 U	2.5 U	2.5 U	2.5 U	2.5 U	2.5 U	2.5 U	2.5 U	2.5 U
Vinyl chloride	2	1.0 U	1.0 UJ	1.0 U	1.0 U	1.0 U	1.0 U	1.0 U	1.0 U	1.0 U	0.89 J	1.0 U	1.0 U	0.12 J-	1.0 U
Total TIC Compounds	--	ND	ND	ND	1.22 J	ND	--	ND	2.8 J	1.1 J	ND	ND	ND	ND	ND

NOTES:

U = Compound not detected; laboratory reporting limit shown

UJ = Compound not detected; associated reported quantitation liimit is approximate and may be inaccurate or imprecise.

J = Estimated concentration less than laboratory reporting limit

J- = Associated value is estimated and may be biased low

J+ = Associated value is estimated and may be biased high

ND = Not Detected

= Concentration exceeds NYSDEC Class GA Standard

DUP-MW-X, DUPLICATE collected at MW-35

Table 2
Summary of Validated Analytical Results - VOCs in Groundwater
Goulds Pumps Administration - Cobalt Site
Seneca Falls, NY

Sample ID **Sample Date** **Units**	NYSDEC Class GA Standard (ug/L)	MW-26S 5/27/2015 ug/L	MW-26S 11/12/2015 ug/L	MW-26S 5/10/2016 ug/L	MW-26S 12/7/2016 ug/L	MW-26S 4/4/2017 ug/L	MW-26S 12/5/2017 ug/L	MW-26S 4/24/2018 ug/L	TW/BRW-01R 5/27/2015 ug/L	TW/BRW-01R 11/13/2015 ug/L	TW/BRW-01R 5/10/2016 ug/L	TW/BRW-01R 12/7/2016 ug/L	TW/BRW-01R 4/4/2017 ug/L	TW/BRW-01R 12/5/2017 ug/L	TW/BRW-01R 4/24/2018 ug/L
Volatile Organic Compounds															
1,1,1-Trichloroethane	5	2.5 U	2.5 U	2.5 U	2.5 U	2.5 U	2.5 U	2.5 U	2.5 U	2.5 U	2.5 U	2.5 U	2.5 U	2.5 U	2.5 U
1,1,2,2-Tetrachloroethane	5	0.5 U	0.5 U	0.5 U	0.5 U	0.5 U	0.5 U	0.5 U	0.5 U	0.5 U	0.5 U	0.5 U	0.5 U	0.5 U	0.5 U
1,1,2-Trichloroethane	1	1.5 U	1.5 U	1.5 U	1.5 U	1.5 U	1.5 U	1.5 U	1.5 U	1.5 U	1.5 U	1.5 U	1.5 U	1.5 U	1.5 U
1,1-Dichloroethane	5	2.5 U	2.5 U	2.5 U	2.5 U	2.5 U	2.5 U	2.5 U	1.6 J	**78**	2.5 U	**67**	**63**	2.5 U	2.5 U
1,1-Dichloroethene	5	0.5 U	0.5 UJ	0.5 U	0.5 U	0.5 U	0.5 U	0.5 U	0.5 U	4.0	0.5 U	2.8	3.0	0.5 U	0.5 U
1,2,3-Trichlorobenzene		2.5 U	2.5 U	2.5 U	2.5 U	2.5 U	2.5 U	2.5 U	2.5 U	2.5 U	2.5 U	2.5 U	2.5 U	2.5 U	2.5 U
1,2,4-Trichlorobenzene	5	2.5 U	2.5 UJ	2.5 U	2.5 U	2.5 U	2.5 U	2.5 U	2.5 U	2.5 UJ	2.5 U	2.5 U	2.5 U	2.5 U	2.5 U
1,2-Dibromo-3-chloropropane	0.04	2.5 U	2.5 U	2.5 U	2.5 U	2.5 U	2.5 U	2.5 U	2.5 U	2.5 U	2.5 U	2.5 U	2.5 U	2.5 U	2.5 U
1,2-Dibromoethane	5	2.0 U	2.0 U	2.0 U	2.0 U	2.0 U	2.0 U	2.0 U	2.0 U	2.0 U	2.0 U	2.0 U	2.0 U	2.0 U	2.0 U
1,2-Dichlorobenzene	3	2.5 U	2.5 U	2.5 U	2.5 U	2.5 U	2.5 U	2.5 U	2.5 U	2.5 U	2.5 U	2.5 U	2.5 U	2.5 U	2.5 U
1,2-Dichloroethane	0.6	0.5 U	0.5 U	0.5 U	0.5 U	0.5 U	0.5 U	0.5 U	0.5 U	0.5 U	0.5 U	0.15 J	0.5 U	0.5 U	0.5 U
1,2-Dichloropropane	1	1.0 U	1.0 U	1.0 U	1.0 U	1.0 U	1.0 U	1.0 U	1.0 U	1.0 U	1.0 U	1.0 U	1.0 U	1.0 U	1.0 U
1,3-Dichlorobenzene	3	2.5 U	2.5 U	2.5 U	2.5 U	2.5 U	2.5 U	2.5 U	2.5 U	2.5 U	2.5 U	2.5 U	2.5 U	2.5 U	2.5 U
1,4-Dichlorobenzene	3	2.5 U	2.5 U	2.5 U	2.5 U	2.5 U	2.5 U	2.5 U	2.5 U	2.5 U	2.5 U	2.5 U	2.5 U	2.5 U	2.5 U
2-Butanone	50	5.0 U	5.0 U	5.0 U	5.0 U	5.0 U	5.0 U	5.0 U	5.0 U	5.0 U	5.0 U	5.0 U	5.0 U	5.0 U	5.0 U
2-Hexanone	50*	5.0 U	5.0 U	5.0 U	5.0 U	5.0 U	5.0 U	5.0 U	5.0 U	5.0 U	5.0 U	5.0 U	5.0 U	5.0 U	5.0 U
4-Methyl-2-pentanone		5.0 U	5.0 U	5.0 U	5.0 U	5.0 U	5.0 U	5.0 U	5.0 U	5.0 U	5.0 U	5.0 U	5.0 U	5.0 U	5.0 U
Acetone	50*	5.0 U	9.5 U	5.0 U	5.0 U	5.0 U	5.0 U	5.0 U	5.0 U	5.0 U	5.0 U	5.0 U	5.0 U	4.4 J	5.0 U
Benzene	1	0.5 U	0.5 U	0.5 U	0.5 U	0.5 U	0.5 U	0.5 U	0.5 U	0.42 J	0.5 U	0.54	0.51	0.5 U	0.5 U
Bromochloromethane		2.5 U	2.5 U	2.5 U	2.5 U	2.5 U	2.5 U	2.5 U	2.5 U	2.5 U	2.5 U	2.5 U	2.5 U	2.5 U	2.5 U
Bromodichloromethane	50	0.5 U	0.5 U	0.5 U	0.5 U	0.5 U	0.5 U	0.5 U	0.5 U	0.5 U	0.5 U	0.5 U	0.5 U	0.5 U	0.5 U
Bromoform	50*	2.0 U	2.0 UJ	2.0 U	2.0 U	2.0 U	2.0 U	2.0 U	2.0 U	2.0 U	2.0 U	2.0 U	2.0 U	2.0 U	2.0 U
Bromomethane	5	2.5 U	2.5 U	2.5 UJ	2.5 U	2.5 UJ	2.5 UJ	2.5 U	2.5 U	2.5 UJ	2.5 UJ	2.5 U	2.5 UJ	2.5 UJ	2.5 U
Carbon disulfide		5.0 U	5.0 U	5.0 U	5.0 U	5.0 U	5.0 U	5.0 U	5.0 U	5.0 U	5.0 U	5.0 U	5.0 U	5.0 U	5.0 U
Carbon tetrachloride	5	0.5 U	0.5 U	0.5 U	0.5 U	0.5 U	0.5 U	0.5 U	0.5 U	0.5 U	0.5 U	0.5 U	0.5 U	0.5 U	0.5 U
Chlorobenzene	5	2.5 U	2.5 U	2.5 U	2.5 U	2.5 U	2.5 U	2.5 U	2.5 U	2.5 U	2.5 U	2.5 U	2.5 U	2.5 U	2.5 U
Chloroethane	5	2.5 U	2.5 U	2.5 U	2.5 U	2.5 U	2.5 U	2.5 U	2.5 U	2.5 U	2.5 U	2.5 U	2.5 U	2.5 U	2.5 U
Chloroform	7	2.5 U	2.5 U	2.5 U	2.5 U	2.5 U	2.5 U	2.5 U	2.5 U	2.5 U	2.5 U	2.5 U	2.5 U	2.5 U	2.5 U
Chloromethane		2.5 U	2.5 U	2.5 U	2.5 U	2.5 U	2.5 U	2.5 U	2.5 U	2.5 UJ	2.5 U	2.5 U	2.5 U	2.5 U	2.5 U
cis-1,2-Dichloroethene	5	2.5 U	2.5 U	2.5 U	2.5 U	2.5 U	2.5 U	2.5 U	2.5 U	2.5 U	2.5 U	2.5 U	2.5 U	2.5 U	2.5 U
cis-1,3-Dichloropropene	0.4	0.5 U	0.5 U	0.5 U	0.5 U	0.5 U	0.5 U	0.5 U	0.5 U	0.5 U	0.5 U	0.5 U	0.5 U	0.5 U	0.5 U
Cyclohexane		10 U	10 U	10 U	10 U	10 U	10 U	10 U	10 U	10 U	10 U	10 U	10 U	10 U	10 U
Dibromochloromethane	50	0.5 U	0.5 U	0.5 U	0.5 U	0.5 U	0.5 U	0.5 U	0.5 U	0.5 U	0.5 U	0.5 U	0.5 U	0.5 U	0.5 U
Dichlorodifluoromethane	5	5.0 U	5.0 U	5.0 U	5.0 U	5.0 U	5.0 U	5.0 U	5.0 U	5.0 U	5.0 U	5.0 U	5.0 U	5.0 U	5.0 U
Ethylbenzene	5	2.5 U	2.5 U	2.5 U	2.5 U	2.5 U	2.5 U	2.5 U	2.5 U	2.5 U	2.5 U	2.5 U	2.5 U	2.5 U	2.5 U
Freon-113		2.5 U	2.5 U	2.5 U	2.5 U	2.5 U	2.5 U	2.5 U	2.5 U	2.5 U	2.5 U	2.5 U	2.5 U	2.5 U	2.5 U
Isopropylbenzene	5	2.5 U	2.5 U	2.5 U	2.5 U	2.5 U	2.5 U	2.5 U	2.5 U	2.5 U	2.5 U	2.5 U	2.5 U	2.5 U	2.5 U
Methyl Acetate		2.0 U	2.0 U	2.0 U	2.0 U	2.0 U	2.0 U	2.0 U	2.0 U	2.0 U	2.0 U	2.0 U	2.0 U	2.0 U	2.0 U
Methyl cyclohexane		10 U	10 U	10 U	10 U	10 U	10 U	10 U	10 U	10 U	10 U	10 U	10 U	10 U	10 U
Methyl tert butyl ether	10	2.5 U	2.5 U	2.5 U	2.5 U	2.5 U	2.5 U	2.5 U	2.5 U	2.5 U	2.5 U	2.5 U	2.5 U	2.5 U	2.5 U
Methylene chloride	5	2.5 U	2.5 U	2.5 U	2.5 U	2.5 U	2.5 U	2.5 U	2.5 U	2.5 U	2.5 U	2.5 U	2.5 U	2.5 U	2.5 U
o-Xylene	*	2.5 U	2.5 U	2.5 U	2.5 U	2.5 U	2.5 U	2.5 U	2.5 U	2.5 U	2.5 U	2.5 U	2.5 U	2.5 U	2.5 U
p/m-Xylene	*	2.5 U	2.5 U	2.5 U	2.5 U	2.5 U	2.5 U	2.5 U	2.5 U	2.5 U	2.5 U	2.5 U	2.5 U	2.5 U	2.5 U
Styrene	5	2.5 U	2.5 U	2.5 U	2.5 U	2.5 U	2.5 U	2.5 U	2.5 U	2.5 U	2.5 U	2.5 U	2.5 U	2.5 U	2.5 U
Tetrachloroethene	5	0.5 U	0.5 U	0.5 U	0.5 U	0.5 U	0.5 U	0.5 U	0.5 U	0.5 U	0.5 U	0.5 U	0.5 U	0.5 U	0.5 U
Toluene	5	2.5 U	2.5 U	2.5 U	2.5 U	2.5 U	2.5 U	2.5 U	2.5 U	2.5 U	2.5 U	2.5 U	2.5 U	2.5 U	2.5 U
trans-1,2-Dichloroethene	5	2.5 U	2.5 U	2.5 U	2.5 U	2.5 U	2.5 U	2.5 U	2.5 U	2.5 U	2.5 U	2.5 U	2.5 U	2.5 U	2.5 U
trans-1,3-Dichloropropene	0.4	0.5 U	0.5 U	0.5 U	0.5 U	0.5 U	0.5 U	0.5 U	0.5 U	0.5 U	0.5 U	0.5 U	0.5 U	0.5 U	0.5 U
Trichloroethene	5	0.5 U	0.5 U	0.5 U	0.5 U	0.5 U	0.5 U	0.5 U	0.5 U	0.5 U	0.5 U	0.5 U	0.5 U	0.5 U	0.5 U
Trichlorofluoromethane	5	2.5 U	2.5 U	2.5 U	2.5 U	2.5 U	2.5 U	2.5 U	5.0 U	2.5 U	5.0 U	5.0 U	5.0 U	5.0 U	5.0 U
Vinyl chloride	2	1.0 U	1.0 U	1.0 U	1.0 U	1.0 U	1.0 U	1.0 U	2.0 U	1.0 UJ	2.0 U	2.0 U	1.1	2.0 U	2.0 U
Total TIC Compounds	--	ND	3.1 J	ND	ND	ND	--	ND	ND	ND	ND	ND	ND	--	ND

NOTES:

U = Compound not detected; laboratory reporting limit shown

UJ = Compound not detected; associated reported quantitation liimit is approximate and may be inaccurate or imprecise.

J = Estimated concentration less than laboratory reporting limit

J- = Associated value is estimated and may be biased low

J+ = Associated value is estimated and may be biased high

ND = Not Detected

= Concentration exceeds NYSDEC Class GA Standard

DUP-MW-X, DUPLICATE collected at MW-35

Table 2
Summary of Validated Analytical Results - VOCs in Groundwater
Goulds Pumps Administration - Cobalt Site
Seneca Falls, NY

Sample ID	NYSDEC Class GA Standard (ug/L)	Field Blank	Field Blank	Field Blank	Field Blank	Field Blank	Field Blank	Field Blank	Trip Blank	Trip Blank	Trip Blank	Trip Blank	Trip Blank	Trip Blank	Trip Blank
Sample Date		5/27/2015	11/13/2015	5/10/2016	12/7/2016	4/4/2017	12/5/2017	4/24/2018	5/27/2015	5/28/2015	11/12/2015	5/10/2016	12/6/2016	4/3/2017	4/24/2018
Units		ug/L	ug/L	ug/L	ug/L	ug/L	ug/L	ug/L	ug/L	ug/L	ug/L	ug/L	ug/L	ug/L	ug/L
Volatile Organic Compounds															
1,1,1-Trichloroethane	5	2.5 U	2.5 U	2.5 U	2.5 U	2.5 U	2.5 U	2.5 U	2.5 U	2.5 U	2.5 U	2.5 U	2.5 U	2.5 U	2.5 U
1,1,2,2-Tetrachloroethane	5	0.5 U	0.5 U	0.5 U	0.5 U	0.5 U	0.5 U	0.5 U	0.5 U	0.5 U	0.5 U	0.5 U	0.5 U	0.5 U	0.5 U
1,1,2-Trichloroethane	1	1.5 U	1.5 U	1.5 U	1.5 U	1.5 U	1.5 U	1.5 U	1.5 U	1.5 U	1.5 U	1.5 U	1.5 U	1.5 U	1.5 U
1,1-Dichloroethane	5	2.5 U	2.5 U	2.5 U	2.5 U	2.5 U	2.5 U	2.5 U	2.5 U	2.5 U	2.5 U	2.5 U	2.5 U	2.5 U	2.5 U
1,1-Dichloroethene	5	0.5 U	0.5 UJ	0.5 U	0.5 U	0.5 U	0.5 U	0.5 U	0.5 U	0.5 U	0.5 UJ	0.5 U	0.5 U	0.5 U	0.5 U
1,2,3-Trichlorobenzene		2.5 U	2.5 U	2.5 U	2.5 U	2.5 U	2.5 U	2.5 U	2.5 U	0.5 U	2.5 U	0.5 U	0.5 U	0.5 U	0.5 U
1,2,4-Trichlorobenzene	5	2.5 U	2.5 UJ	2.5 U	2.5 U	2.5 U	2.5 U	2.5 U	2.5 U	0.5 U	2.5 UJ	0.5 U	0.5 U	0.5 U	0.5 U
1,2-Dibromo-3-chloropropane	0.04	2.5 U	2.5 U	2.5 U	2.5 J	2.5 J	2.5 U	2.5 U	2.5 U	0.5 U	2.5 U	0.5 U	0.5 J	0.5 U	0.5 U
1,2-Dibromoethane	5	2.0 U	2.0 U	2.0 U	2.0 U	2.0 U	2.0 U	2.0 U	2.0 U	0.5 U	2.0 U	0.5 U	0.5 U	0.5 U	0.5 U
1,2-Dichlorobenzene	3	2.5 U	2.5 U	2.5 U	2.5 U	2.5 U	2.5 U	2.5 U	2.5 U	0.5 U	2.5 U	0.5 U	0.5 U	0.5 U	0.5 U
1,2-Dichloroethane	0.6	0.5 U	0.5 U	0.5 U	0.5 U	0.5 U	0.5 U	0.5 U	0.5 U	0.5 U	0.5 U	0.5 U	0.5 U	0.5 U	0.5 U
1,2-Dichloropropane	1	1.0 U	1.0 U	1.0 U	1.0 U	1.0 U	1.0 U	1.0 U	1.0 U	0.5 U	1.0 U	0.5 U	0.5 U	0.5 U	0.5 U
1,3-Dichlorobenzene	3	2.5 U	2.5 U	2.5 U	2.5 U	2.5 U	2.5 U	2.5 U	2.5 U	0.5 U	2.5 U	0.5 U	0.5 U	0.5 U	0.5 U
1,4-Dichlorobenzene	3	2.5 U	2.5 U	2.5 U	2.5 U	2.5 U	2.5 U	2.5 U	2.5 U	0.5 U	2.5 U	0.5 U	0.5 U	0.5 U	0.5 U
2-Butanone	50	5.0 U	5.0 U	3.3 J	5.0 U	5.0 U	5.0 U	5.0 U	5.0 U	0.5 U	5.0 U	0.5 U	0.5 U	0.5 U	0.5 U
2-Hexanone	50*	5.0 U	5.0 U	5.0 U	5.0 U	5.0 U	5.0 U	5.0 U	5.0 U	0.5 U	5.0 U	0.5 U	0.5 U	0.5 U	0.5 U
4-Methyl-2-pentanone		5.0 U	5.0 U	5.0 U	5.0 U	5.0 U	5.0 U	5.0 U	5.0 U	0.5 U	5.0 U	0.5 U	0.5 U	0.5 U	0.5 U
Acetone	50*	5.0 U	3.7 J	3.7 J	3.2 J	7.4	5.0 U	5.8 J+	5.0 U	0.5 U	5.0 U	0.5 U	0.5 U	0.5 U	0.5 U
Benzene	1	0.5 U	0.5 U	0.5 U	0.5 U	0.5 U	0.5 U	0.5 U	0.5 U	0.5 U	0.5 U	0.5 U	0.5 U	0.5 U	0.5 U
Bromochloromethane		2.5 U	2.5 U	2.5 U	2.5 U	2.5 U	2.5 U	2.5 U	2.5 U	0.5 U	2.5 U	0.5 U	0.5 U	0.5 U	0.5 U
Bromodichloromethane	50	0.5 U	0.5 U	0.5 U	0.5 U	0.5 U	0.5 U	0.5 U	0.5 U	0.5 U	0.5 U	0.5 U	0.5 U	0.5 U	0.5 U
Bromoform	50*	2.0 U	2.0 U	2.0 U	2.0 J	2.0 J	2.0 U	2.0 U	2.0 U	0.5 U	2.0 UJ	0.5 U	0.5 J	0.5 U	0.5 U
Bromomethane	5	2.5 U	2.5 UJ	2.5 UJ	2.5 U	2.5 U	2.5 UJ	2.5 UJ	2.5 U	0.5 U	2.5 U	0.5 U	0.5 U	0.5 U	0.5 UJ
Carbon disulfide		5.0 U	5.0 U	5.0 U	5.0 U	5.0 U	5.0 U	5.0 U	5.0 U	0.5 U	5.0 U	0.5 U	0.5 U	0.5 U	0.5 U
Carbon tetrachloride	5	0.5 U	0.5 U	0.5 U	0.5 U	0.5 U	0.5 U	0.5 U	0.5 U	0.5 U	0.5 U	0.5 U	0.5 U	0.5 U	0.5 U
Chlorobenzene	5	2.5 U	2.5 U	2.5 U	2.5 U	2.5 U	2.5 U	2.5 U	2.5 U	0.5 U	2.5 U	0.5 U	0.5 U	0.5 U	0.5 U
Chloroethane	5	2.5 U	2.5 U	2.5 U	2.5 U	2.5 U	2.5 U	2.5 U	2.5 U	0.5 U	2.5 U	0.5 U	0.5 U	0.5 U	0.5 U
Chloroform	7	2.5 U	2.5 U	2.5 U	2.5 U	2.5 U	2.5 U	2.5 U	2.5 U	0.5 U	2.5 U	0.5 U	0.5 J	2.5 U	2.5 U
Chloromethane		2.5 U	2.5 UJ	2.5 U	2.5 U	2.5 U	2.5 U	2.5 U	2.5 U	0.5 U	2.5 U	0.5 U	0.5 U	0.5 U	0.5 U
cis-1,2-Dichloroethene	5	2.5 U	2.5 U	2.5 U	2.5 U	2.5 U	2.5 U	2.5 U	2.5 U	0.5 U	2.5 U	0.5 U	0.5 U	0.5 U	0.5 U
cis-1,3-Dichloropropene	0.4	0.5 U	0.5 U	0.5 U	0.5 U	0.5 U	0.5 U	0.5 U	0.5 U	0.5 U	0.5 U	0.5 U	0.5 U	0.5 U	0.5 U
Cyclohexane		10 U	10 U	10 U	10 U	10 U	10 U	10 U	10 U	0.5 U	10 U	0.5 U	0.5 U	0.5 U	0.5 U
Dibromochloromethane	50	0.5 U	0.5 U	0.5 U	0.5 U	0.5 U	0.5 U	0.5 U	0.5 U	0.5 U	0.5 U	0.5 U	0.5 U	0.5 U	0.5 U
Dichlorodifluoromethane	5	5.0 U	5.0 U	5.0 U	5.0 U	5.0 UJ	5.0 U	5.0 U	5.0 U	0.5 U	5.0 U	0.5 U	0.5 U	0.5 UJ	0.5 U
Ethylbenzene	5	2.5 U	2.5 U	2.5 U	2.5 U	2.5 U	2.5 U	2.5 U	2.5 U	0.5 U	2.5 U	0.5 U	0.5 U	0.5 U	0.5 U
Freon-113		2.5 U	2.5 U	2.5 U	2.5 U	2.5 U	2.5 U	2.5 U	2.5 U	0.5 U	2.5 U	0.5 U	0.5 U	0.5 U	0.5 U
Isopropylbenzene	5	2.5 U	2.5 U	2.5 U	2.5 U	2.5 U	2.5 U	2.5 U	2.5 U	0.5 U	2.5 U	0.5 U	0.5 U	0.5 U	0.5 U
Methyl Acetate		2.0 U	2.0 U	2.0 U	2.0 U	2.0 U	2.0 U	2.0 U	2.0 U	0.5 U	2.0 U	0.5 U	0.5 U	0.5 U	0.5 U
Methyl cyclohexane		10 U	10 U	10 U	10 U	10 U	10 U	10 U	10 U	0.5 U	10 U	0.5 U	0.5 U	0.5 U	0.5 U
Methyl tert butyl ether	10	2.5 U	2.5 U	2.5 U	2.5 U	2.5 U	2.5 U	2.5 U	2.5 U	0.5 U	2.5 U	0.5 U	0.5 U	0.5 U	0.5 U
Methylene chloride	5	2.5 U	2.5 U	2.5 U	2.5 U	2.5 U	2.5 U	2.5 U	2.5 U	0.5 U	2.5 U	0.5 U	0.5 U	0.5 U	0.5 U
o-Xylene	*	2.5 U	2.5 U	2.5 U	2.5 U	2.5 U	2.5 U	2.5 U	2.5 U	0.5 U	2.5 U	0.5 U	0.5 U	0.5 U	0.5 U
p/m-Xylene	*	2.5 U	2.5 U	2.5 U	2.5 U	2.5 U	2.5 U	2.5 U	2.5 U	0.5 U	2.5 U	0.5 U	0.5 U	0.5 U	0.5 U
Styrene	5	2.5 U	2.5 U	2.5 U	2.5 U	2.5 U	2.5 U	2.5 U	2.5 U	0.5 U	2.5 U	0.5 U	0.5 U	0.5 U	0.5 U
Tetrachloroethene	5	0.5 U	0.5 U	0.5 U	0.5 U	0.5 U	0.5 U	0.5 U	0.5 U	0.5 U	0.5 U	0.5 U	0.5 U	0.5 U	0.5 U
Toluene	5	2.5 U	2.5 U	2.5 U	2.5 U	2.5 U	2.5 U	2.5 U	2.5 U	0.5 U	2.5 U	0.5 U	0.5 U	0.5 U	0.5 U
trans-1,2-Dichloroethene	5	2.5 U	2.5 U	2.5 U	2.5 U	2.5 U	2.5 U	2.5 U	2.5 U	0.5 U	2.5 U	0.5 U	0.5 U	0.5 U	0.5 U
trans-1,3-Dichloropropene	0.4	0.5 U	0.5 U	0.5 U	0.5 U	0.5 U	0.5 U	0.5 U	0.5 U	0.5 U	0.5 U	0.5 U	0.5 U	0.5 U	0.5 U
Trichloroethene	5	0.5 U	0.5 U	0.5 U	0.5 U	0.5 U	0.5 U	0.5 U	0.5 U	0.5 U	0.5 U	0.5 U	0.5 U	0.5 U	0.5 U
Trichlorofluoromethane	5	2.5 U	2.5 U	2.5 U	2.5 U	2.5 U	2.5 U	2.5 U	2.5 U	0.5 U	2.5 U	0.5 U	0.5 U	0.5 U	0.5 U
Vinyl chloride	2	1.0 U	1.0 UJ	1.0 U	1.0 U	1.0 U	1.0 U	1.0 U	1.0 U	0.5 U	1.0 U	0.5 U	0.5 U	0.5 U	0.5 U
Total TIC Compounds	--	ND	ND	2.87 J	4.27 J	6.25 J	--	4.24 J	ND	ND	ND	ND	ND	3.39 J	3.39 J

NOTES:

U = Compound not detected; laboratory reporting limit shown

UJ = Compound not detected; associated reported quantitation liimit is approximate and may be inaccurate or imprecise.

J = Estimated concentration less than laboratory reporting limit

J- = Associated value is estimated and may be biased low

J+ = Associated value is estimated and may be biased high

ND = Not Detected

= Concentration exceeds NYSDEC Class GA Standard

DUP-MW-X, DUPLICATE collected at MW-35

Table 3
Summary of Validated Analytical Results - PCBs in Groundwater
Goulds Pumps Administration - Cobalt Site
Seneca Falls, NY

Sample ID	NYSDEC	MW-24S	MW-24S	MW-24S	MW-24S	MW-24S	MW-24S	MW-24S	MW-26S	MW-26S	MW-26S	MW-26S	MW-26S	MW-26S	MW-26S
Sample Date	Class GA	5/27/2015	11/11/2015	5/10/2016	12/6/2016	4/4/2017	12/5/2017	4/24/2018	5/27/2015	11/12/2015	5/10/2016	12/7/2016	4/4/2017	12/5/2017	4/24/2018
Units	Standard (ug/L)	ug/L	ug/L	ug/L	ug/L	ug/L	ug/L	ug/L	ug/L	ug/L	ug/L	ug/L	ug/L	ug/L	ug/L
PCBs															
Aroclor 1016	0.09*	0.083 U	0.083 U	0.083 U	0.083 U	0.083 U	0.083 U	0.083 U	0.083 U	0.083 U	0.083 U	0.083 U	0.083 U	0.083 U	0.083 U
Aroclor 1221	0.09*	0.083 U	0.083 U	0.083 U	0.083 U	0.083 U	0.083 U	0.083 U	0.083 U	0.083 U	0.083 U	0.083 U	0.083 U	0.083 U	0.083 U
Aroclor 1232	0.09*	0.083 U	0.083 U	0.083 U	0.083 U	0.083 U	0.083 U	0.083 U	0.083 U	0.083 U	0.083 U	0.083 U	0.083 U	0.083 U	0.083 U
Aroclor 1242	0.09*	0.083 U	0.083 U	0.083 U	0.083 U	0.083 U	0.083 U	0.083 U	0.083 U	0.083 U	0.083 U	0.083 U	0.083 U	0.083 U	0.083 U
Aroclor 1248	0.09*	0.083 U	0.083 U	0.083 U	0.083 U	0.083 U	0.083 U	0.083 U	0.083 U	0.083 U	0.083 U	0.083 U	0.083 U	0.083 U	0.083 U
Aroclor 1254	0.09*	0.083 U	0.083 U	0.083 U	0.083 U	0.083 U	0.083 U	0.083 U	0.083 U	0.083 U	0.083 U	0.083 U	0.083 U	0.083 U	0.083 U
Aroclor 1260	0.09*	0.083 U	0.083 U	0.083 U	0.083 U	0.083 U	0.083 U	0.083 U	0.083 U	0.083 U	0.083 U	0.083 U	0.083 U	0.083 U	0.083 U
Aroclor 1262	0.09*	0.083 U	0.083 U	0.083 U	0.083 U	0.083 U	0.083 U	0.083 U	0.083 U	0.083 U	0.083 U	0.083 U	0.083 U	0.083 U	0.083 U
Aroclor 1268	0.09*	0.083 U	0.083 U	0.083 U	0.083 U	0.083 U	0.083 U	0.083 U	0.083 U	0.083 U	0.083 U	0.083 U	0.083 U	0.083 U	0.083 U
Total PCBs	0.09*	ND	ND	ND	ND	ND	ND	ND	ND	ND	ND	ND	ND	ND	ND

NOTES:

U = Compound not detected; laboratory reporting limit shown

*Appies to the sum of these compounds.

ND = Not Detected

DUP-X, DUPLICATE collected at MW-35

= Concentration exceeds NYSDEC Class GA Standard

Table 3
Summary of Validated Analytical Results - PCBs in Groundwater
Goulds Pumps Administration - Cobalt Site
Seneca Falls, NY

Sample ID	NYSDEC	TW/BRW-01R	TW/BRW-01R	TW/BRW-01R	TW/BRW-01R	TW/BRW-01R	TW/BRW-01R	TW/BRW-01R	MW-18SR	MW-18SR	MW-18SR	MW-18SR	MW-18SR	MW-18SR	MW-18SR
Sample Date	Class GA	5/27/2015	11/13/2015	5/10/2016	12/7/2016	4/4/2017	12/5/2017	4/24/2018	5/27/2015	11/11/2015	5/10/2016	12/6/2016	4/3/2017	12/5/2017	4/24/2018
Units	Standard (ug/L)	ug/L	ug/L	ug/L	ug/L	ug/L	ug/L	ug/L	ug/L	ug/L	ug/L	ug/L	ug/L	ug/L	ug/L
PCBs															
Aroclor 1016	0.09*	0.083 U	0.083 U	0.083 U	0.083 U	0.083 U	0.083 U	0.083 U	0.083 U	0.083 U	0.083 U	0.083 U	0.083 U	0.083 U	0.083 U
Aroclor 1221	0.09*	0.083 U	0.083 U	0.083 U	0.083 U	0.083 U	0.083 U	0.083 U	0.083 U	0.083 U	0.083 U	0.083 U	0.083 U	0.083 U	0.083 U
Aroclor 1232	0.09*	0.083 U	0.083 U	0.083 U	0.083 U	0.083 U	0.083 U	0.083 U	0.083 U	0.083 U	0.083 U	0.083 U	0.083 U	0.083 U	0.083 U
Aroclor 1242	0.09*	0.083 U	0.083 U	0.083 U	0.083 U	0.083 U	0.083 U	0.083 U	0.083 U	0.083 U	0.083 U	0.083 U	0.083 U	0.083 U	0.083 U
Aroclor 1248	0.09*	0.083 U	0.083 U	0.083 U	0.083 U	0.083 U	0.083 U	0.083 U	0.083 U	0.083 U	0.083 U	0.083 U	0.083 U	0.083 U	0.083 U
Aroclor 1254	0.09*	0.083 U	0.083 UJ	0.083 U	0.083 U	0.083 U	0.083 U	0.083 U	0.083 U	0.083 U	0.083 U	0.083 U	0.083 U	0.083 U	0.083 U
Aroclor 1260	0.09*	0.083 U	0.083 U	0.083 U	0.083 U	0.083 U	0.083 U	0.083 U	0.083 U	0.083 U	0.083 U	0.083 U	0.083 U	0.083 U	0.083 U
Aroclor 1262	0.09*	0.083 U	0.083 U	0.083 U	0.083 U	0.083 U	0.083 U	0.083 U	0.083 U	0.083 U	0.083 U	0.083 U	0.083 U	0.083 U	0.083 U
Aroclor 1268	0.09*	0.083 U	0.083 U	0.083 U	0.083 U	0.083 U	0.083 U	0.083 U	0.083 U	0.083 U	0.083 U	0.083 U	0.083 U	0.083 U	0.083 U
Total PCBs	0.09*	ND	ND	ND	ND	ND	ND	ND	ND	ND	ND	ND	ND	ND	ND

NOTES:

U = Compound not detected; laboratory reporting limit shown

*Appies to the sum of these compounds.

ND = Not Detected

DUP-X, DUPLICATE collected at MW-35

= Concentration exceeds NYSDEC Class GA Standard

Table 3
Summary of Validated Analytical Results - PCBs in Groundwater
Goulds Pumps Administration - Cobalt Site
Seneca Falls, NY

Sample ID	NYSDEC	MW-19SR	MW-19SR	MW-19SR	MW-19SR	MW-19SR	MW-19SR	MW-19SR	MW-34	MW-34	MW-34	MW-34	MW-34	MW-34	MW-34
Sample Date	Class GA	5/27/2015	11/12/2015	5/10/2016	12/6/2016	4/3/2017	12/5/2017	4/24/2018	5/27/2015	11/12/2015	5/10/2016	12/6/2016	4/4/2017	12/5/2017	4/24/2018
Units	Standard (ug/L)	ug/L	ug/L	ug/L	ug/L	ug/L	ug/L	ug/L	ug/L	ug/L	ug/L	ug/L	ug/L	ug/L	ug/L
PCBs															
Aroclor 1016	0.09*	0.083 U	0.083 U	0.083 U	0.083 U	0.083 U	0.083 U	0.083 U	0.083 U	0.083 U	0.083 U	0.083 U	0.083 U	0.083 U	0.083 U
Aroclor 1221	0.09*	0.083 U	0.083 U	0.083 U	0.083 U	0.083 U	0.083 U	0.083 U	0.083 U	0.083 U	0.083 U	0.083 U	0.083 U	0.083 U	0.083 U
Aroclor 1232	0.09*	0.083 U	0.083 U	0.083 U	0.083 U	0.083 U	0.083 U	0.083 U	0.083 U	0.083 U	0.083 U	0.083 U	0.083 U	0.083 U	0.083 U
Aroclor 1242	0.09*	0.083 U	0.083 U	0.083 U	0.083 U	0.083 U	0.083 U	0.083 U	0.083 U	0.083 U	0.083 U	0.083 U	0.083 U	0.083 U	0.083 U
Aroclor 1248	0.09*	0.083 U	0.083 U	0.083 U	0.083 U	0.083 U	0.083 U	0.083 U	0.083 U	0.083 U	0.083 U	0.083 U	0.083 U	0.083 U	0.083 U
Aroclor 1254	0.09*	**0.346**	0.083 U	0.083 U	0.083 U	0.083 U	0.083 U	0.083 U	0.083 U	0.083 U	0.083 U	0.083 U	0.083 U	0.083 U	0.083 U
Aroclor 1260	0.09*	0.083 U	0.083 U	0.083 U	0.083 U	0.083 U	0.083 U	0.083 U	0.083 U	0.083 U	0.083 U	0.083 U	0.083 U	0.083 U	0.083 U
Aroclor 1262	0.09*	0.083 U	0.083 U	0.083 U	0.083 U	0.083 U	0.083 U	0.083 U	0.083 U	0.083 U	0.083 U	0.083 U	0.083 U	0.083 U	0.083 U
Aroclor 1268	0.09*	0.083 U	0.083 U	0.083 U	0.083 U	0.083 U	0.083 U	0.083 U	0.083 U	0.083 U	0.083 U	0.083 U	0.083 U	0.083 U	0.083 U
Total PCBs	0.09*	**0.346**	ND	ND	ND	ND	ND	ND	ND	ND	ND	ND	ND	ND	ND

NOTES:

U = Compound not detected; laboratory reporting limit shown

*Appies to the sum of these compounds.

ND = Not Detected

DUP-X, DUPLICATE collected at MW-35

= Concentration exceeds NYSDEC Class GA Standard

Table 3
Summary of Validated Analytical Results - PCBs in Groundwater
Goulds Pumps Administration - Cobalt Site
Seneca Falls, NY

Sample ID	NYSDEC	MW-35	MW-35	MW-35	MW-35	MW-35	MW-35	MW-35	DUP-X	DUP-X	DUPLICATE	DUPLICATE	DUPLICATE	DUPLICATE	DUPLICATE
Sample Date	Class GA	5/27/2015	11/12/2015	5/10/2016	12/6/2016	4/3/2017	12/5/2017	4/24/2018	5/27/2015	11/12/2015	5/10/2016	12/6/2016	4/3/2017	12/5/2017	4/24/2018
Units	Standard (ug/L)	ug/L	ug/L	ug/L	ug/L	ug/L	ug/L	ug/L	ug/L	ug/L	ug/L	ug/L	ug/L	ug/L	ug/L
PCBs															
Aroclor 1016	0.09*	0.083 U	0.083 U	0.083 U	0.083 U	0.083 U	0.083 U	0.083 U	0.083 U	0.083 U	0.083 U	0.083 U	0.083 U	0.083 U	0.083 U
Aroclor 1221	0.09*	0.083 U	0.083 U	0.083 U	0.083 U	0.083 U	0.083 U	0.083 U	0.083 U	0.083 U	0.083 U	0.083 U	0.083 U	0.083 U	0.083 U
Aroclor 1232	0.09*	0.083 U	0.083 U	0.083 U	0.083 U	0.083 U	0.083 U	0.083 U	0.083 U	0.083 U	0.083 U	0.083 U	0.083 U	0.083 U	0.083 U
Aroclor 1242	0.09*	0.083 U	0.083 U	0.083 U	0.083 U	0.083 U	0.083 U	0.083 U	0.083 U	0.083 U	0.083 U	0.083 U	0.083 U	0.083 U	0.083 U
Aroclor 1248	0.09*	0.083 U	0.083 U	0.083 U	0.083 U	0.083 U	0.083 U	0.083 U	0.083 U	0.083 U	0.083 U	0.083 U	0.083 U	0.083 U	0.083 U
Aroclor 1254	0.09*	0.083 U	0.083 U	0.083 U	0.083 U	0.083 U	0.083 U	0.083 U	0.083 U	0.083 U	0.083 U	0.083 U	0.083 U	0.083 U	0.083 U
Aroclor 1260	0.09*	0.083 U	0.083 U	0.083 U	0.083 U	0.083 U	0.083 U	0.083 U	0.083 U	0.083 U	0.083 U	0.083 U	0.083 U	0.083 U	0.083 U
Aroclor 1262	0.09*	0.083 U	0.083 U	0.083 U	0.083 U	0.083 U	0.083 U	0.083 U	0.083 U	0.083 U	0.083 U	0.083 U	0.083 U	0.083 U	0.083 U
Aroclor 1268	0.09*	0.083 U	0.083 U	0.083 U	0.083 U	0.083 U	0.083 U	0.083 U	0.083 U	0.083 U	0.083 U	0.083 U	0.083 U	0.083 U	0.083 U
Total PCBs	0.09*	ND	ND	ND	ND	ND	ND	ND	ND	ND	ND	ND	ND	ND	ND

NOTES:

U = Compound not detected; laboratory reporting limit shown

*Appies to the sum of these compounds.

ND = Not Detected

DUP-X, DUPLICATE collected at MW-35

= Concentration exceeds NYSDEC Class GA Standard

Table 3
Summary of Validated Analytical Results - PCBs in Groundwater
Goulds Pumps Administration - Cobalt Site
Seneca Falls, NY

Sample ID	NYSDEC	MW-36	MW-36	MW-36	MW-36	MW-36	MW-36	MW-36	TW/BRW-01S	TW/BRW-01S	TW/BRW-01S	TW/BRW-01S	TW/BRW-01S	TW/BRW-01S	TW/BRW-01S
Sample Date	Class GA	5/27/2015	11/12/2015	5/10/2016	12/5/2016	4/3/2017	12/5/2017	4/24/2018	5/27/2015	11/13/2015	5/10/2016	12/6/2016	4/3/2017	12/5/2017	4/24/2018
Units	Standard (ug/L)	ug/L	ug/L	ug/L	ug/L	ug/L	ug/L	ug/L	ug/L	ug/L	ug/L	ug/L	ug/L	ug/L	ug/L
PCBs															
Aroclor 1016	0.09*	0.083 U	0.083 U	0.083 U	0.083 U	0.083 U	0.083 U	0.083 U	0.083 U	0.083 U	0.083 U	0.083 U	0.083 U	0.083 U	0.083 U
Aroclor 1221	0.09*	0.083 U	0.083 U	0.083 U	0.083 U	0.083 U	0.083 U	0.083 U	0.083 U	0.083 U	0.083 U	0.083 U	0.083 U	0.083 U	0.083 U
Aroclor 1232	0.09*	0.083 U	0.083 U	0.083 U	0.083 U	0.083 U	0.083 U	0.083 U	0.083 U	0.083 U	0.083 U	0.083 U	0.083 U	0.083 U	0.083 U
Aroclor 1242	0.09*	0.083 U	0.083 U	0.083 U	0.083 U	0.083 U	0.083 U	0.083 U	0.083 U	0.083 U	0.083 U	0.083 U	0.083 U	0.083 U	0.083 U
Aroclor 1248	0.09*	0.083 U	0.083 U	0.083 U	0.083 U	0.083 U	0.083 U	0.083 U	0.083 U	0.083 U	0.083 U	0.083 U	0.083 U	0.083 U	0.083 U
Aroclor 1254	0.09*	0.083 U	0.083 U	0.083 U	0.083 U	0.083 U	0.083 U	0.083 U	**0.493**	**0.88 J**	**0.650**	0.083 U	0.083 U	**0.294 J**	**0.321**
Aroclor 1260	0.09*	0.083 U	0.083 U	0.083 U	0.083 U	0.083 U	0.083 U	0.083 U	**0.21**	**0.22**	**0.272**	**1.65**	0.083 U	0.083 U	0.083 U
Aroclor 1262	0.09*	0.083 U	0.083 U	0.083 U	0.083 U	0.083 U	0.083 U	0.083 U	0.083 U	0.083 U	0.083 U	0.083 U	0.083 U	0.083 U	0.083 U
Aroclor 1268	0.09*	0.083 U	0.083 U	0.083 U	0.083 U	0.083 U	0.083 U	0.083 U	0.083 U	0.083 U	0.083 U	0.083 U	0.083 U	0.083 U	0.083 U
Total PCBs	0.09*	ND	ND	ND	ND	ND	ND	ND	**0.703**	**1.1**	**0.922**	**1.65**	0.083 U	**0.294 J**	**0.321**

NOTES:

U = Compound not detected; laboratory reporting limit shown

*Appies to the sum of these compounds.

ND = Not Detected

DUP-X, DUPLICATE collected at MW-35

= Concentration exceeds NYSDEC Class GA Standard

Table 3
Summary of Validated Analytical Results - PCBs in Groundwater
Goulds Pumps Administration - Cobalt Site
Seneca Falls, NY

Sample ID	NYSDEC	Field Blank	Field Blank	Field Blank	Field Blank	Field Blank	Field Blank	Field Blank
Sample Date	Class GA	5/27/2015	11/13/2015	5/10/2016	12/7/2016	4/4/2017	12/5/2017	4/24/2018
Units	Standard (ug/L)	ug/L	ug/L	ug/L	ug/L	ug/L	ug/L	ug/L
PCBs								
Aroclor 1016	0.09*	0.083 U	0.083 U	0.083 U	0.083 U	0.083 U	0.083 U	0.083 U
Aroclor 1221	0.09*	0.083 U	0.083 U	0.083 U	0.083 U	0.083 U	0.083 U	0.083 U
Aroclor 1232	0.09*	0.083 U	0.083 U	0.083 U	0.083 U	0.083 U	0.083 U	0.083 U
Aroclor 1242	0.09*	0.083 U	0.083 U	0.083 U	0.083 U	0.083 U	0.083 U	0.083 U
Aroclor 1248	0.09*	0.083 U	0.083 U	0.083 U	0.083 U	0.083 U	0.083 U	0.083 U
Aroclor 1254	0.09*	0.083 U	0.083 U	0.083 U	0.083 U	0.083 U	0.083 U	0.083 U
Aroclor 1260	0.09*	0.083 U	0.083 U	0.083 U	0.083 U	0.083 U	0.083 U	0.083 U
Aroclor 1262	0.09*	0.083 U	0.083 U	0.083 U	0.083 U	0.083 U	0.083 U	0.083 U
Aroclor 1268	0.09*	0.083 U	0.083 U	0.083 U	0.083 U	0.083 U	0.083 U	0.083 U
Total PCBs	0.09*	ND	ND	ND	ND	ND	ND	ND

NOTES:

U = Compound not detected; laboratory reporting limit shown

*Appies to the sum of these compounds.

ND = Not Detected

DUP-X, DUPLICATE collected at MW-35

= Concentration exceeds NYSDEC Class GA Standard

ATTACHMENTS

Site Inspection Form

Date Performed:	April 23, 2018	**Weather:**	55 degrees F., sunny
Site Name:	Goulds Pumps Cobalt Site (No. C850012)	**Inspector Name:**	A. Gibson, J. Duquette
Site Location:	Seneca Falls, NY	**Inspector Signature:**	

Cap/Cover Inspection					
Cap/Cover Area (see Figure 2-1)	**Cap/Cover Type** (e.g. gravel, pavement)	**Inspected (Y/N)**	**Acceptable (Y/N)**	**Maintenance Required (Y/N)**	**Description of Required Maintenance or Comments** *(attach photographs for documentation as appropriate)*
A1	*Pavement*	Y	Y	N	
A2	*Pavement*	Y	Y	N	
A3	*Pavement*	Y	Y	N	
B1	*Topsoil and Grass*	Y	Y	N	
B2	*Topsoil and Grass*	Y	Y	N	Small amount of grass pushed back from plow.
C1	*Riprap Spillway*	Y	Y	N	
C2	*Riprap Spillway*	Y	Y	N	
C3	*Riprap Spillway*	Y	Y	N	
C4	*Riprap Spillway*	Y	Y	N	
C5	*Riprap Slope Protection*	Y	Y	N	
D1	*Concrete*	Y	Y	N	
D2	*Concrete*	Y	Y	N	

Site Inspection Form

D3	*Concrete*	Y	Y	N	
D4	*Concrete*	Y	Y	N	
D5	*Concrete*	Y	Y	N	
D6	*Concrete*	Y	Y	N	
D7	*Concrete*	Y	Y	N	
D8	*Concrete*	Y	Y	N	
D9	*Concrete*	Y	Y	N	
D10	*Concrete*	Y	Y	N	
D11	*Concrete*	Y	Y	N	
D12	*Concrete*	Y	Y	N	
E1	*Gravel*	Y	Y	N	
E2	*Gravel*	Y	Y	N	Small area with some gravel pushed back by plow.
E3	*Gravel*	Y	Y	N	
E4	*Gravel*	Y	Y	N	
E5	*Gravel*	Y	Y	N	
F	*NWSA Cap*	Y	Y	N	

Conditions to Review

a. erosion
b. missing cap/cover material
c. vegetation growing through cap/cover (excluding vegetated covers)
d. areas of ponded water
e. areas of settlement
f. damage from burrowing animals

Site Fence Inspection			
Inspected (Y/N)	**Acceptable (Y/N)**	**Maintenance Required**	**Description of Required Maintenance or Comments**
Y	Y	N	

Well Inspection Form

Date Performed: April 23, 2018
Site Name: Goulds Pumps Cobalt Site (No. C850012)
Site Location: Seneca Falls, NY

Weather: 54degrees F., sunny
Inspector Name: A. Gibson
Inspector Signature:

Well Integrity Inspection				
Well ID	Inspected (Y/N)	Acceptable (Y/N)	Maintenance Required (Y/N)	Description of Required Maintenance or Comments
MW-08D	Y	Y	N	N/A
MW-08R	Y	Y	N	N/A
MW-10S	Y	Y	N	N/A
MW-18SR	Y	Y	N	N/A
MW-19SR	Y	Y	N	N/A
MW-23S	Y	Y	N	N/A
MW-24S	Y	Y	N	N/A
MW-26B	Y	Y	N	N/A
MW-26I	Y	Y	N	N/A
MW-26S	Y	Y	N	N/A
MW-29	Y	Y	N	N/A
MW-34	Y	Y	N	N/A
MW-35	Y	Y	N	N/A
MW-36	Y	Y	N	N/A
MW-5S	Y	Y	N	N/A
MW-8S	Y	Y	N	N/A
TW/BRW-01R	Y	Y	N	N/A
TW/BRW-01S	Y	Y	N	N/A
TW-17	Y	Y	N	N/A

Conditions to Review

a. depth Sounding matches construction
b. well pad is not broken or falling apart
c. lock functions properly
d. well cap is functional and properly preventing water infiltration
e. well casing or flush mount protective cover is protective the well

Low Flow Groundwater Sampling Log

Well ID: MW-185R
Northing:
Easting:

Site Name: Cobalt Site, Gouldes
Site Location: Seneca Falls, NY
Project #: 01257CBT.2018

Sampling Method: Low flow
Equipment Used: Peristaltic Pump
Pump/Controller ID#: Geopump II

Field Personnel: JD
Date: 4/24/18
Weather: 55°F Sunny

Well information:

Installed Depth of Well*: 15.00 ft. bmp.
Measured Depth of Well*: 14.07 ft. bmp.
Depth to Water*: 3.01 ft. bmp.
Length of Water Column (LWC): 11.06 ft.
Well Diameter: 2 in.

Well Volume Multipliers:

- ☐ 1 in. = 0.041 gal/ft
- ☑ 2 in. = 0.163 gal/ft
- ☐ 4 in. = 0.653 gal/ft
- ☐ 6 in. = 1.469 gal/ft
- ☐ 8 in. = 2.611 gal/ft

* Measurement Point:

- ☑ Well Casing
- ☐ Protective Casing
- ☐ Other:

Well Volume: 1.8 gal.
Pump Intake Depth*: 13.60 ft. bmp.

Start Purge Time: 0955

Initial Observations: *Color* NO *Odor* NO *Sheen/Free Product* NO

indicate units

~~Elapsed~~ Time (~~minutes~~)	Depth to Water (ft bmp)	Temperature (Celcius)	pH (SU)	Specific Conductivity (mS/cm)	ORP (mV)	Dissolved Oxygen (mg/l)	Turbidity (NTU)	Flow Rate (ml/min)	Other ( )
0958	3.13	11.73	7.43	1.11	173	4.81	254	250	
1003	3.14	10.42	7.43	1.10	171	1.24	185		
1008	3.14	10.58	7.33	1.04	170	0.06	77.1		
1013	3.14	10.42	7.27	0.420	157	0.00	30.8		
1018	3.14	10.22	7.25	0.744	112	0.00	2.5		
1023	3.14	10.00	7.26	0.663	94	0.00	0.6		
1028	3.14	10.01	7.25	0.615	84	0.00	0.0		
1033	3.14	10.01	7.23	0.600	81	0.00	0.0		
1038	3.14	10.07	7.20	0.583	82	0.00	0.0		
1043	3.14	10.10	7.23	0.574	83	0.00	0.0		
1048	3.14	10.08	7.14	0.568	86	0.00	0.0		
1053	3.14	10.10	7.13	0.562	91	0.00	0.0		
Stabilization	Δ ≤ 0.3'	± 3%	± 0.1	± 3%	± 10 mV	± 10%	± 10%	200 ≤ X ≤ 500	

End Purge Time: 1105

DO Titrataion = NM mg/L

Total volume of groundwater purged: 4.6 gal.

Final Observations: *Color* NO *Odor* NO *Sheen/Free Product* NO

Specific Gravity NM

Analytical Sample ID: MW-185R **Date:** 4/24/18 **Time:** 1055

Container Size	Container Type	# Collected	Field Filtered?	Preservative	Laboratory
1L	Amber	2	N	N	Alpha
40mL	Vial	3	N	HCl	Alpha

Notes: NM = Not measured

Well Integrity Inspection Notes

Good

Low Flow Groundwater Sampling Log

Well ID: MW-19SR
Northing: –
Easting: –

Site Name: Goulds Pumps Cobalt Site
Site Location: Seneca Falls, NY
Project #: 01257CBT.2018

Sampling Method: Low Flow
Equipment Used: Peristaltic
Pump/Controller ID#: 4427

Field Personnel: A. Gibson
Date: 4/24/18
Weather: 57°F, Sunny

Well information:

Installed Depth of Well*: 15 ft. bmp.
Measured Depth of Well*: 14.25 ft. bmp.
Depth to Water*: 2.37 ft. bmp.
Length of Water Column (LWC): 11.88 ft.
Well Diameter: 2 in.

Well Volume Multipliers:

- ☐ 1 in. = 0.041 gal/ft
- ☑ 2 in. = 0.163 gal/ft
- ☐ 4 in. = 0.653 gal/ft
- ☐ 6 in. = 1.469 gal/ft
- ☐ 8 in. = 2.611 gal/ft

* Measurement Point:

- ☑ Well Casing
- ☐ Protective Casing
- ☐ Other:

Well Volume: 1.94 gal.
Pump Intake Depth*: ft. bmp.

Start Purge Time: 0850

Initial Observations: Color light brown Odor None Sheen/Free Product None

indicate units

~~Elapsed~~ Time ~~(minutes)~~	Depth to Water (ft bmp)	Temperature (Celcius)	pH (SU)	Specific Conductivity (MS/cm)	ORP (mV)	Dissolved Oxygen (mg/l)	Turbidity (NTU)	Flow Rate (ml/min)	Other (TDS)
0855	2.65	9.45	6.45	1.05	220	2.38	15.9	250	0.671
0900	2.66	9.11	6.66	1.03	235	0.00	10.2	250	0.653
0905	2.68	8.13	6.79	0.647	244	0.44	1.2	250	0.400
0910	2.70	7.77	6.88	0.516	116	0.00	0.0	250	0.330
0915	2.70	7.64	6.97	0.499	82	0.00	0.0	250	0.325
0920	2.71	7.84	7.04	0.496	53	0.00	0.0	250	0.322
0925	2.72	7.72	7.07	0.493	20	0.00	0.0	250	0.320
0930	2.72	7.69	7.14	0.492	11	0.00	0.0	250	0.320
0935	2.72	7.64	7.17	0.491	-1	0.00	0.0	250	0.319
0940	2.72	7.70	7.19	0.490	-1	0.00	0.0	250	0.319
Stabilization	Δ ≤ 0.3'	± 3%	± 0.1	± 3%	± 10 mV	± 10%	± 10%	200 ≤ X ≤ 500	

End Purge Time: 0952

DO Titrataion = NM mg/L

Total volume of groundwater purged: ~3.5 gal.

Final Observations: Color clear Odor None Sheen/Free Product None

Specific Gravity NM

Analytical Sample ID: Date: Time:

Container Size	Container Type	# Collected	Field Filtered?	Preservative	Laboratory
1L	Amber	2	N	None	Alpha
40mL	VOA	3	N	HCl	Alpha

Notes: NM: Not Measured
0941 Sample collected

Well Integrity Inspection Notes

Acceptable

Low Flow Groundwater Sampling Log

Well ID: MW-24S
Northing: –
Easting: –

Site Name: Goulds Pumps, Cobalt Site
Site Location: Seneca Falls, NY
Project #: 01257GBT.2018

Sampling Method: Low Flow
Equipment Used: Peristaltic
Pump/Controller ID#: 4427

Field Personnel: A. Gibson
Date: 4/24/18
Weather: 55°F, Sunny

Well information:

Installed Depth of Well*: 15 ft. bmp.
Measured Depth of Well*: 14.16 ft. bmp.
Depth to Water*: 2.97 ft. bmp.
Length of Water Column (LWC): 11.19 ft.
Well Diameter: 2 in.

Well Volume Multipliers:

- ☐ 1 in. = 0.041 gal/ft
- ☑ 2 in. = 0.163 gal/ft
- ☐ 4 in. = 0.653 gal/ft
- ☐ 6 in. = 1.469 gal/ft
- ☐ 8 in. = 2.611 gal/ft

* Measurement Point:

- ☑ Well Casing
- ☐ Protective Casing
- ☐ Other:

Well Volume: 1.82 gal.
Pump Intake Depth*: 14 ft. bmp.

Start Purge Time: 1006

Initial Observations: Color Light brown Odor None Sheen/Free Product None

indicate units

~~Elapsed~~ Time ~~(minutes)~~	Depth to Water (ft bmp)	Temperature (Celcius)	pH (SU)	Specific Conductivity (mS/cm)	ORP (mV)	Dissolved Oxygen (mg/l)	Turbidity (NTU)	Flow Rate (ml/min)	Other (TDS)
1011	3.44	11.78	7.14	1.03	222	0.00	6.3	300	0.656
1016	3.50	11.68	7.13	1.03	217	0.00	0.9	250	0.656
1021	3.60	13.70	7.13	0.959	216	0.00	0.5	250	0.613
1026	3.70	14.21	7.15	0.773	213	0.00	3.0	250	0.491
1031	3.69	14.34	7.15	0.638	217	0.00	0.0	250	0.406
1036	3.68	14.42	7.15	0.576	220	0.00	0.0	250	0.367
1041	3.69	14.64	7.16	0.504	226	0.00	0.0	250	0.323
1046	3.69	14.65	7.16	0.502	226	0.99	0.0	250	0.324
1051	3.70	14.83	7.18	0.462	231	0.30	0.0	250	0.299
1056	3.73	15.09	7.18	0.429	238	0.47	0.0	250	0.279
1101	3.75	15.09	7.18	0.429	238	0.53	0.0	250	0.280
1106	3.80	15.20	7.19	0.422	240	0.54	0.0	250	0.274
Stabilization	Δ ≤ 0.3'	± 3%	± 0.1	± 3%	± 10 mV	± 10%	± 10%	200 ≤ X ≤ 500	

End Purge Time: 1119

DO Titrataion = NM mg/L

Total volume of groundwater purged: ~4.0 gal.

Final Observations: Color Clear Odor None Sheen/Free Product None

Specific Gravity NM

Analytical Sample ID: _____ **Date:** _____ **Time:** 1107

Container Size	Container Type	# Collected	Field Filtered?	Preservative	Laboratory
1L	Amber	2	N	None	Alpha
40mL	VOA	3	N	HCl	Alpha

Notes: NM; Not Measured
1107 sample collected

Well Integrity Inspection Notes

Acceptable

Low Flow Groundwater Sampling Log

Well ID: MW-26S
Northing:
Easting:

Site Name: Cobalt Site, Gouids
Site Location: Seneca Falls, NY
Project #: 01257CBT.2018

Sampling Method: Low Flow
Equipment Used: Peristaltic Pump
Pump/Controller ID#: Geopump II

Field Personnel: JD
Date: 4/24/18
Weather: 50°F Sunny

Well information:

Installed Depth of Well*: 15 ft. bmp.
Measured Depth of Well*: 16.79 ft. bmp.
Depth to Water*: 6.64 ft. bmp.
Length of Water Column (LWC): 10.15 ft.
Well Diameter: 2 in.

Well Volume Multipliers:

- ☐ 1 in. = 0.041 gal/ft
- ☑ 2 in. = 0.163 gal/ft
- ☐ 4 in. = 0.653 gal/ft
- ☐ 6 in. = 1.469 gal/ft
- ☐ 8 in. = 2.611 gal/ft

* Measurement Point:

- ☑ Well Casing
- ☐ Protective Casing
- ☐ Other:

Well Volume: 1.65 gal.
Pump Intake Depth*: 16 ft. bmp.

Start Purge Time: 0825

Initial Observations: *Color* NO *Odor* NO *Sheen/Free Product* NO

indicate units

Elapsed Time (minutes)	Depth to Water (ft bmp)	Temperature (Celcius)	pH (SU)	Specific Conductivity (mS/cm)	ORP (mV)	Dissolved Oxygen (mg/l)	Turbidity (NTU)	Flow Rate (ml/min)	Other ( )
0827	7.24	10.99	7.46	0.964	175	0.97	0.3	250	
0832	7.51	9.96	7.15	0.934	134	0.64	2.6	↓	
0837	7.81	9.77	7.06	0.921	118	0.00	5.1	↓	
0842	7.96	9.86	7.03	0.915	110	0.00	2.4	↓	
0847	8.10	10.10	7.00	0.913	106	0.00	2.3	↓	
0852	8.24	10.09	6.99	0.911	105	0.00	2.0	↓	
0857	8.38	10.05	6.98	0.909	103	0.00	2.2	↓	
Stabilization	Δ ≤ 0.3'	± 3%	± 0.1	± 3%	± 10 mV	± 10%	± 10%	200 ≤ X ≤ 500	

End Purge Time: 0912

DO Titrataion = NM mg/L

Total volume of groundwater purged: 3.1 gal.

Final Observations: *Color* NO *Odor* NO *Sheen/Free Product* NO

Specific Gravity NM

Analytical Sample ID: MW-26S **Date:** 4/24/2018 **Time:** 0907

Container Size	Container Type	# Collected	Field Filtered?	Preservative	Laboratory
1L	Amber	2	N	N	Alpha
40mL	Vial	3	N	HCl	Alpha

Notes: NM: Not measured

Well Integrity Inspection Notes

Good

Low Flow Groundwater Sampling Log

Well ID: MW-34
Northing: –
Easting: –

Site Name: Goulds Pumps, Cobalt Site
Site Location: Seneca Falls, NY
Project #: 01257CBT.2018

Sampling Method: Low Flow
Equipment Used: Peristaltic
Pump/Controller ID#: 4427

Field Personnel: A. Gibson
Date: 4/24/18
Weather: 58°F, sunny

Well information:

Installed Depth of Well*: 13 ft. bmp.
Measured Depth of Well*: 12.83 ft. bmp.
Depth to Water*: 2.03 ft. bmp.
Length of Water Column (LWC): 7.43 ft.
Well Diameter: 2 in.

Well Volume Multipliers:

- ☐ 1 in. = 0.041 gal/ft
- ☑ 2 in. = 0.163 gal/ft
- ☐ 4 in. = 0.653 gal/ft
- ☐ 6 in. = 1.469 gal/ft
- ☐ 8 in. = 2.611 gal/ft

* Measurement Point:

- ☑ Well Casing
- ☐ Protective Casing
- ☐ Other:

Well Volume: 1.76 gal.
Pump Intake Depth*: 12.50 ft. bmp.

Start Purge Time: 1129

Initial Observations: *Color* yellowish *Odor* none *Sheen/Free Product* none

indicate units

~~Elapsed~~ Time ~~(minutes)~~	Depth to Water (ft bmp)	Temperature (Celcius)	pH (SU)	Specific Conductivity (mS/cm)	ORP (mV)	Dissolved Oxygen (mg/l)	Turbidity (NTU)	Flow Rate (ml/min)	Other (TDS)
1134	2.74	11.98	7.13	1.18	242	0.00	23.1	225	0.755
1139	3.42	11.68	7.11	1.17	226	0.00	27.2	225	0.749
1144	3.66	12.20	7.13	1.04	215	0.00	27.3	200	0.657
1149	3.74	12.18	7.15	0.988	217	0.21	23.4	200	0.632
1154	3.85	12.16	7.15	0.921	219	0.48	17.2	200	0.591
1159	3.96	12.03	7.13	0.964	225	0.25	10.1	200	0.617
1204	4.09	12.15	7.13	0.968	225	0.20	9.6	200	0.622
1209	4.23	11.99	7.12	0.975	225	0.00	5.8	200	0.644
1214	4.31	11.94	7.12	1.01	225	0.00	3.8	200	0.648
1219	4.48	12.11	7.09	1.04	221	0.00	4.0	200	0.674
1224	4.58	12.20	7.09	1.02	223	0.00	3.8	200	0.677
Stabilization	Δ ≤ 0.3'	± 3%	± 0.1	± 3%	± 10 mV	± 10%	± 10%	200 ≤ X ≤ 500	

End Purge Time: 1239

DO Titrataion = NM mg/L

Total volume of groundwater purged: ~3 gal.

Final Observations: *Color* clear *Odor* none *Sheen/Free Product* none

Specific Gravity NM

Analytical Sample ID: MW-34 **Date:** 4/24/18 **Time:** 1225

Container Size	Container Type	# Collected	Field Filtered?	Preservative	Laboratory
1L	Amber	2	N	None	Alpha
40mL	VOA	3	N	HCl	Alpha

Notes: NM: Not Measured
1225 sample collected

Well Integrity Inspection Notes

Acceptable

Low Flow Groundwater Sampling Log

Well ID: MW-35
Northing: –
Easting: –

Site Name: Goulds Pumps, Cobalt Site
Site Location: Seneca Falls, NY
Project #: 01257CBT.2018
Sampling Method: Low flow
Equipment Used: Peristaltic
Pump/Controller ID#: 4427
Field Personnel: A. Gibson
Date: 4/24/18
Weather: 59°F, Sunny

Well information:

Installed Depth of Well*: 13 ft. bmp.
Measured Depth of Well*: 11.20 ft. bmp.
Depth to Water*: 1.73 ft. bmp.
Length of Water Column (LWC): 9.47 ft.
Well Diameter: 2 in.

Well Volume Multipliers:

- ☐ 1 in. = 0.041 gal/ft
- ☑ 2 in. = 0.163 gal/ft
- ☐ 4 in. = 0.653 gal/ft
- ☐ 6 in. = 1.469 gal/ft
- ☐ 8 in. = 2.611 gal/ft

* Measurement Point:

- ☑ Well Casing
- ☐ Protective Casing
- ☐ Other:

Well Volume: 1.54 gal.
Pump Intake Depth*: 10.50 ft. bmp.

Start Purge Time: 1240

Initial Observations: Color light brown Odor none Sheen/Free Product none

indicate units

~~Elapsed~~ Time (~~minutes~~)	Depth to Water (ft bmp)	Temperature (Celcius)	pH (SU)	Specific Conductivity (mS/cm)	ORP (mV)	Dissolved Oxygen (mg/l)	Turbidity (NTU)	Flow Rate (ml/min)	Other (TDS)
1245	2.03	13.92	6.79	1.37	172	0.00	12.6	200	0.875
1250	2.40	12.32	6.70	1.37	152	0.00	13.1	200	0.880
1255	2.64	11.84	6.67	1.37	151	0.00	13.5	200	0.877
1300	2.84	12.09	6.65	1.37	151	0.00	10.8	200	0.878
1305	2.93	12.10	6.64	1.37	161	0.00	9.2	200	0.874
1310	3.12	11.99	6.63	1.36	158	0.00	3.2	200	0.867
1315	3.37	11.89	6.62	1.35	171	0.00	0.2	200	0.866
1320	3.54	12.06	6.61	1.36	178	0.00	0.0	200	0.867
1325	3.80	11.87	6.57	1.30	183	0.00	0.0	200	0.817
1330	4.09	11.79	6.66	1.28	173	0.00	0.0	200	0.817
1335	4.29	11.61	6.64	1.35	149	0.00	0.0	200	0.863
1340	4.39	11.56	6.64	1.35	139	0.00	0.0	200	0.865
1345	4.58	11.83	6.66	1.36	143	0.00	0.0	200	0.878
								~~200~~ AG	
Stabilization	Δ ≤ 0.3'	± 3%	± 0.1	± 3%	± 10 mV	± 10%	± 10%	200 ≤ X ≤ 500	

End Purge Time: 1359

DO Titrataion = NM mg/L

Total volume of groundwater purged: ~3.5 gal.

Final Observations: Color clear Odor none Sheen/Free Product none

Specific Gravity NM

Analytical Sample ID: MW-35 **Date:** 4/24/18 **Time:** 1346

Container Size	Container Type	# Collected	Field Filtered?	Preservative	Laboratory
1L	Amber	4	N	None	Alpha
40mL	VOA	6	N	HCl	Alpha

Notes: NM: Not Measured
Dup collected here
1346 sample collected

Well Integrity Inspection Notes

Acceptable

Low Flow Groundwater Sampling Log

Well ID: MW-36
Northing: –
Easting: –

Site Name: Goulds Pumps, Cobalt Site
Site Location: Seneca Falls, NY
Project #: 01257CBT.2018

Sampling Method: Low Flow
Equipment Used: Peristaltic
Pump/Controller ID#: 4427

Field Personnel: A. Gibson
Date: 4/24/18
Weather: 61°F, sunny

Well information:

Installed Depth of Well*: 13 ft. bmp.
Measured Depth of Well*: 12.53 ft. bmp.
Depth to Water*: 2.04 ft. bmp.
Length of Water Column (LWC): 10.49 ft.
Well Diameter: 2 in.

Well Volume Multipliers:

- ☐ 1 in. = 0.041 gal/ft
- ☑ 2 in. = 0.163 gal/ft
- ☐ 4 in. = 0.653 gal/ft
- ☐ 6 in. = 1.469 gal/ft
- ☐ 8 in. = 2.611 gal/ft

* Measurement Point:

- ☑ Well Casing
- ☐ Protective Casing
- ☐ Other:

Well Volume: 1.71 gal.
Pump Intake Depth*: 12 ft. bmp.

Start Purge Time: 1500

Initial Observations: Color light brown Odor none Sheen/Free Product none

indicate units

~~Elapsed~~ Time (~~minutes~~)	Depth to Water (ft bmp)	Temperature (Celcius)	pH (SU)	Specific Conductivity (mS/cm)	ORP (mV)	Dissolved Oxygen (mg/l)	Turbidity (NTU)	Flow Rate (ml/min)	Other (TDS)
1505	2.51	17.54	6.75	0.584	219	0.00	48.7	200	0.355
1510	3.10	18.14	6.71	0.611	228	0.00	101	200	0.361
1515	3.60	18.28	6.69	0.560	238	0.00	57.5	200	0.359
1520	3.89	17.98	6.69	0.531	229	0.00	41.8	200	0.314
1525	4.03	16.99	6.67	0.519	235	0.00	41.3	200	0.301
1530	4.20	16.39	6.67	0.459	247	0.00	39.4	200	0.289
1535	4.45	16.28	6.65	0.498	249	0.00	31.8	200	0.318
1540	4.63	16.15	6.63	0.507	255	0.00	26.0	200	0.326
1545	4.95	16.37	6.61	0.532	259	0.00	21.5	200	0.340
1550	5.23	16.01	6.60	0.560	262	0.00	20.6	200	0.359
1555	5.40	15.95	6.59	0.571	264	0.00	19.4	200	0.365
1600	5.48	15.99	6.59	0.571	264	0.00	18.7	200	0.366
Stabilization	Δ ≤ 0.3'	± 3%	± 0.1	± 3%	± 10 mV	± 10%	± 10%	200 ≤ X ≤ 500	

End Purge Time: 1616

DO Titrataion = NM mg/L

Total volume of groundwater purged: ~3.5 gal.

Final Observations: Color cloudy Odor none Sheen/Free Product none

Specific Gravity NM

Analytical Sample ID: MW-36 **Date:** 4/24/18 **Time:** 1601

Container Size	Container Type	# Collected	Field Filtered?	Preservative	Laboratory
1L	Amber	2	N	None	Alpha
40 mL	VOA	3	N	HCl	Alpha

Notes: NM; not measured
1601 Samples collected

Well Integrity Inspection Notes

Acceptable

Low Flow Groundwater Sampling Log

Well ID: TW/BRW-01R
Northing:
Easting:

Site Name: Cobalt Site, Goulds
Site Location: Seneca Falls NY
Project #: 01257CBT.2018

Sampling Method: Low Flow
Equipment Used: JD ~~Peristaltic~~ bladder
Pump/Controller ID#: JD ~~Geopump II~~ MP50-1432

Field Personnel: JD
Date: 4/24/18
Weather: 65°F Sunny

Well information:

Installed Depth of Well*: 89.5 ft. bmp.
Measured Depth of Well*: 86.64 ft. bmp.
Depth to Water*: 22.53 ft. bmp.
Length of Water Column (LWC): 67.11 ft.
Well Diameter: 4 in.

Well Volume Multipliers:

- ☐ 1 in. = 0.041 gal/ft
- ☐ 2 in. = 0.163 gal/ft
- ☑ 4 in. = 0.653 gal/ft
- ☐ 6 in. = 1.469 gal/ft
- ☐ 8 in. = 2.611 gal/ft

* Measurement Point:

- ☑ Well Casing
- ☐ Protective Casing
- ☐ Other:

Well Volume: 43.82 gal.
Pump Intake Depth*: — ft. bmp.

Start Purge Time: 1530

Initial Observations: Color NO Odor NO Sheen/Free Product NO

indicate units

~~Elapsed~~ Time (~~minutes~~)	Depth to Water (ft bmp)	Temperature (Celcius)	pH (SU)	Specific Conductivity (mS/cm)	ORP (mV)	Dissolved Oxygen (mg/l)	Turbidity (NTU)	Flow Rate (ml/min)	Other (TDS)
1533	22.78	16.71	12.13	2.04	3	6.23	30.3	200	1.29
1538	23.00	15.72	11.94	1.69	3	1.44	31.4	200	1.08
1543	23.04	15.09	11.54	1.61	12	0.47	30.3	200	1.02
1548	23.05	14.70	11.41	1.61	17	0.13	24.8	200	1.02
1553	23.05	14.73	11.15	1.66	24	0.00	18.9	200	1.07
1558	23.05	14.86	10.82	1.71	35	0.00	19.4	200	1.10
1603	23.05	14.65	10.52	1.74	43	0.00	22.2	200	1.12
1608	23.05	14.35	9.99	1.78	55	0.00	27.7	200	1.15
1613	23.05	14.37	9.76	1.82	67	0.00	33.3	200	1.17
1618	23.05	14.55	9.54	1.84	73	0.00	34.6	200	1.18
1623	23.05	14.32	9.34	1.89	77	0.00	32.1	200	1.22
1628	23.05	14.56	9.21	1.93	82	0.00	26.5	200	1.23
1633	23.05	14.54	8.67	2.10	87	0.00	11.1	200	1.35
1638	23.05	14.59	8.39	2.17	84	0.00	8.3	200	1.40
1643	23.05	14.58	8.10	2.23	84	0.00	7.0	200	1.42
1648	23.05	14.30	7.92	2.25	-44	0.00	7.8	200	1.44
1653	23.05	14.36	7.72	2.29	-71	0.00	7.8	200	1.47
1658	23.05	14.29	7.44	2.32	-60	0.00	7.9	200	1.49
1703	23.05	14.24	7.35	2.33	-55	0.00	8.0	200	1.47
Stabilization	Δ ≤ 0.3'	± 3%	± 0.1	± 3%	± 10 mV	± 10%	± 10%	200 ≤ X ≤ 500	

End Purge Time: 1735

DO Titrataion = NM mg/L

Total volume of groundwater purged: 6.6 gal.

Final Observations: Color NO Odor NO Sheen/Free Product ~~1725~~ JD NO

Specific Gravity NM

Analytical Sample ID: TW/BRW-01R **Date:** 4/24/18 **Time:** 1725

Container Size	Container Type	# Collected	Field Filtered?	Preservative	Laboratory
1L	Amber	2	N	N	Alpha
40mL	Vial	3	N	HCl	Alpha

Notes: NM = Not measured
MS/MSD Collected

Well Integrity Inspection Notes
Good

Low Flow Groundwater Sampling Log

Well ID: TW/BRW-01R
Northing:
Easting:

Site Name: Cobalt Site, Goulds
Site Location: Seneca Falls, NY
Project #: 01257CBT.2018

Sampling Method: Low flow
Equipment Used: Bladder
Pump/Controller ID#: MPSO-1432

Field Personnel: JD
Date: 4/24/18
Weather: 65°F Sunny

Well information:

Installed Depth of Well*: 89.5 ft. bmp.
Measured Depth of Well*: 86.64 ft. bmp.
Depth to Water*: 22.53 ft. bmp.
Length of Water Column (LWC): 67.11 ft.
Well Diameter: 4 in.

Well Volume Multipliers:

- ☐ 1 in. = 0.041 gal/ft
- ☐ 2 in. = 0.163 gal/ft
- ☑ 4 in. = 0.653 gal/ft
- ☐ 6 in. = 1.469 gal/ft
- ☐ 8 in. = 2.611 gal/ft

* Measurement Point:

- ☑ Well Casing
- ☐ Protective Casing
- ☐ Other:

Well Volume: 43.82 gal.
Pump Intake Depth*: — ft. bmp.

Start Purge Time: 1530

Initial Observations: *Color* no *Odor* no *Sheen/Free Product* no

indicate units

~~Elapsed~~ Time ~~(minutes)~~	Depth to Water (ft bmp)	Temperature (Celcius)	pH (SU)	Specific Conductivity (mS/cm)	ORP (mV)	Dissolved Oxygen (mg/l)	Turbidity (NTU)	Flow Rate (ml/min)	Other ( )
1708	23.05	14.22	7.28	2.33	-52	0.00	7.1	200	1.49
1705	23.05	14.24	7.24	2.33	-49	0.00	7.0	200	1.49
Stabilization	Δ ≤ 0.3'	± 3%	± 0.1	± 3%	± 10 mV	± 10%	± 10%	200 ≤ X ≤ 500	

End Purge Time: 1735

DO Titrataion = NM mg/L

Total volume of groundwater purged: 6.6 gal.

Final Observations: *Color* no *Odor* no *Sheen/Free Product* no

Specific Gravity NM

Analytical Sample ID: TW/BRW-01R **Date:** 4/24/18 **Time:** 1725

Container Size	Container Type	# Collected	Field Filtered?	Preservative	Laboratory
1L	Amber	2	N	N	
40mL	Vial	3	N	HCl	

Notes: NM = not measured
MS/MSD Collected

Well Integrity Inspection Notes

Good

Low Flow Groundwater Sampling Log

Well ID: TW-BRW-01S
Northing:
Easting:

Site Name: Cobalt Site, Gaids
Site Location: Seneca Falls, NY
Project #: 01257CBT.208
Sampling Method: low flow
Equipment Used: Peristaltic
Pump/Controller ID#: Geopump II
Field Personnel: JD
Date: 4/24/18
Weather: 50°F Sunny

Well information:

Installed Depth of Well*: 11 ft. bmp.
Measured Depth of Well*: — ft. bmp.
Depth to Water*: — ft. bmp.
Length of Water Column (LWC): — ft.
Well Diameter: 1/2 in.

Well Volume Multipliers:

- ☐ 1 in. = 0.041 gal/ft
- ☐ 2 in. = 0.163 gal/ft
- ☐ 4 in. = 0.653 gal/ft
- ☐ 6 in. = 1.469 gal/ft
- ☐ 8 in. = 2.611 gal/ft

* Measurement Point:

- ☑ Well Casing
- ☐ Protective Casing
- ☐ Other:

Well Volume: — gal.
Pump Intake Depth*: — ft. bmp.

Start Purge Time: 1130

Initial Observations: Color Cloudy light Brown Odor no Sheen/Free Product no

indicate units

~~Elapsed~~ Time (minutes)	Depth to Water (ft bmp)	Temperature (Celcius)	pH (SU)	Specific Conductivity (mS/cm)	ORP (mV)	Dissolved Oxygen (mg/l)	Turbidity (NTU)	Flow Rate (ml/min)	Other (TDS)
1133	—	9.10	7.33	0.724	-63	0.00	737	300	0.430
1138	—	8.97	7.32	0.549	-97	0.00	453	250	0.352
1143	—	8.81	7.36	0.514	-103	0.00	205	250	0.328
1148	—	8.83	7.39	0.506	-106	0.00	187	250	0.324
1153	—	8.76	7.43	0.501	-108	0.00	117	250	0.320
1158	—	8.72	7.44	0.498	-108	0.00	90.9	250	0.324
1203	—	8.72	7.46	0.496	-108	0.00	92.6	250	0.324
1208	—	8.78	7.47	0.491	-108	0.00	55.6	250	0.319
1213	—	8.79	7.47	0.491	-108	0.00	55.1	250	0.319
1218	—	8.81	7.48	0.491	-108	0.00	68.2	250	0.319
1223	—	8.90	7.48	0.491	-108	0.00	62.9	250	0.319
1228	—	8.94	7.49	0.491	-108	0.00	47.6	250	0.319
1233	—	8.93	7.50	0.491	-108	0.00	40.9	250	0.319
1238	—	8.93	7.50	0.491	-108	0.00	42.8	250	0.319
1243	—	8.93	7.50	0.491	-108	0.00	43.9	250	0.319
Stabilization	Δ ≤ 0.3'	± 3%	± 0.1	± 3%	± 10 mV	± 10%	± 10%	200 ≤ X ≤ 500	

End Purge Time: 1258

DO Titrataion = NM mg/L

Total volume of groundwater purged: 5.8 gal.

Final Observations: Color Clear Odor no Sheen/Free Product no

Specific Gravity NM

Analytical Sample ID: TW/BRW-01S **Date:** 4/24/2018 **Time:** 1248

Container Size	Container Type	# Collected	Field Filtered?	Preservative	Laboratory
1L	Amber	2	N	N	Alpha
40mL	Vial	3	N	HCl	Alpha

Notes: NM = Not measured

Well Integrity Inspection Notes

Good

ANALYTICAL REPORT

Lab Number:	L1814701
Client:	Arcadis U.S, Inc. 855 Route 146, Suite 210 Clifton Park, NY 12065
ATTN:	Elias Moskal
Phone:	(518) 250-7300
Project Name:	GOULDS PUMPS, COBALT SITE
Project Number:	01257CBT.2018
Report Date:	05/02/18

Certifications & Approvals: MA (M-MA086), NH NELAP (2064), NJ NELAP (MA935), CT (PH-0574), IL (200077), ME (MA00086), MD (348), NY (11148), NC (25700/666), PA (68-03671), RI (LAO00065), TX (T104704476), VT (VT-0935), VA (460195), USDA (Permit #P330-14-00197).

Eight Walkup Drive, Westborough, MA 01581-1019
508-898-9220 (Fax) 508-898-9193 800-624-9220 - www.alphalab.com

Project Name: GOULDS PUMPS, COBALT SITE
Project Number: 01257CBT.2018

Lab Number: L1814701
Report Date: 05/02/18

Alpha Sample ID	Client ID	Matrix	Sample Location	Collection Date/Time	Receive Date
L1814701-01	TW/BRW-01R	WATER	SENECA FALLS, NY	04/24/18 17:25	04/25/18
L1814701-02	TW/BRW-01S	WATER	SENECA FALLS, NY	04/24/18 12:48	04/25/18
L1814701-03	MW-18SR	WATER	SENECA FALLS, NY	04/24/18 10:55	04/25/18
L1814701-04	MW-26S	WATER	SENECA FALLS, NY	04/24/18 09:07	04/25/18
L1814701-05	MW-34	WATER	SENECA FALLS, NY	04/24/18 12:25	04/25/18
L1814701-06	MW-19SR	WATER	SENECA FALLS, NY	04/24/18 09:41	04/25/18
L1814701-07	MW-24S	WATER	SENECA FALLS, NY	04/24/18 11:07	04/25/18
L1814701-08	MW-36	WATER	SENECA FALLS, NY	04/24/18 16:01	04/25/18
L1814701-09	MW-35	WATER	SENECA FALLS, NY	04/24/18 13:46	04/25/18
L1814701-10	DUP-MW-X	WATER	SENECA FALLS, NY	04/24/18 00:00	04/25/18
L1814701-11	TRIP BLANK	WATER	SENECA FALLS, NY	04/24/18 00:00	04/25/18
L1814701-12	FIELD BLANK	WATER	SENECA FALLS, NY	04/24/18 15:20	04/25/18

Project Name: GOULDS PUMPS, COBALT SITE **Lab Number:** L1814701
Project Number: 01257CBT.2018 **Report Date:** 05/02/18

Case Narrative

The samples were received in accordance with the Chain of Custody and no significant deviations were encountered during the preparation or analysis unless otherwise noted. Sample Receipt, Container Information, and the Chain of Custody are located at the back of the report.

Results contained within this report relate only to the samples submitted under this Alpha Lab Number and meet NELAP requirements for all NELAP accredited parameters unless otherwise noted in the following narrative. The data presented in this report is organized by parameter (i.e. VOC, SVOC, etc.). Sample specific Quality Control data (i.e. Surrogate Spike Recovery) is reported at the end of the target analyte list for each individual sample, followed by the Laboratory Batch Quality Control at the end of each parameter. Tentatively Identified Compounds (TICs), if requested, are reported for compounds identified to be present and are not part of the method/program Target Compound List, even if only a subset of the TCL are being reported. If a sample was re-analyzed or re-extracted due to a required quality control corrective action and if both sets of data are reported, the Laboratory ID of the re-analysis or re-extraction is designated with an "R" or "RE", respectively. When multiple Batch Quality Control elements are reported (e.g. more than one LCS), the associated samples for each element are noted in the grey shaded header line of each data table. Any Laboratory Batch, Sample Specific % recovery or RPD value that is outside the listed Acceptance Criteria is bolded in the report. All specific QC information is also incorporated in the Data Usability format of our Data Merger tool where it can be reviewed along with any associated usability implications. Soil/sediments, solids and tissues are reported on a dry weight basis unless otherwise noted. Definitions of all data qualifiers and acronyms used in this report are provided in the Glossary located at the back of the report.

In reference to questions H (CAM) or 4 (RCP) when "NO" is checked, the performance criteria for CAM and RCP methods allow for some quality control failures to occur and still be within method compliance. In these instances the specific failure is not narrated but noted in the associated QC table. The information is also incorporated in the Data Usability format of our Data Merger tool where it can be reviewed along with any associated usability implications.

Please see the associated ADEx data file for a comparison of laboratory reporting limits that were achieved with the regulatory Numerical Standards requested on the Chain of Custody.

HOLD POLICY
For samples submitted on hold, Alpha's policy is to hold samples (with the exception of Air canisters) free of charge for 21 calendar days from the date the project is completed. After 21 calendar days, we will dispose of all samples submitted including those put on hold unless you have contacted your Client Service Representative and made arrangements for Alpha to continue to hold the samples. Air canisters will be disposed after 3 business days from the date the project is completed.

Please contact Client Services at 800-624-9220 with any questions.

Project Name:	GOULDS PUMPS, COBALT SITE	**Lab Number:**	L1814701
Project Number:	01257CBT.2018	**Report Date:**	05/02/18

Case Narrative (continued)

Report Submission

All non-detect (ND) or estimated concentrations (J-qualified) have been quantitated to the limit noted in the MDL column.

Volatile Organics

L1814701-12: The Field Blank has a result for acetone present above the reporting limit. The sample was verified as being labeled correctly by the laboratory and the previous analysis showed there was no potential for carry over.

PCBs

L1814701-02 contains peaks which match the retention times for Aroclor 1254, but do not match the area ratios typical for this aroclor. The result for Aroclor 1254 is reported as "weathered".

I, the undersigned, attest under the pains and penalties of perjury that, to the best of my knowledge and belief and based upon my personal inquiry of those responsible for providing the information contained in this analytical report, such information is accurate and complete. This certificate of analysis is not complete unless this page accompanies any and all pages of this report.

Authorized Signature: Cristin Walker

Title: Technical Director/Representative

Date: 05/02/18

ORGANICS

VOLATILES

Project Name: GOULDS PUMPS, COBALT SITE **Lab Number:** L1814701

Project Number: 01257CBT.2018 **Report Date:** 05/02/18

SAMPLE RESULTS

Lab ID: L1814701-01
Client ID: TW/BRW-01R
Sample Location: SENECA FALLS, NY

Date Collected: 04/24/18 17:25
Date Received: 04/25/18
Field Prep: Not Specified

Sample Depth:
Matrix: Water
Analytical Method: 1,8260C
Analytical Date: 04/28/18 19:23
Analyst: PD

Parameter	Result	Qualifier	Units	RL	MDL	Dilution Factor
Volatile Organics by GC/MS - Westborough Lab						
Methylene chloride	ND		ug/l	2.5	0.70	1
1,1-Dichloroethane	ND		ug/l	2.5	0.70	1
Chloroform	ND		ug/l	2.5	0.70	1
Carbon tetrachloride	ND		ug/l	0.50	0.13	1
1,2-Dichloropropane	ND		ug/l	1.0	0.14	1
Dibromochloromethane	ND		ug/l	0.50	0.15	1
1,1,2-Trichloroethane	ND		ug/l	1.5	0.50	1
Tetrachloroethene	ND		ug/l	0.50	0.18	1
Chlorobenzene	ND		ug/l	2.5	0.70	1
Trichlorofluoromethane	ND		ug/l	2.5	0.70	1
1,2-Dichloroethane	ND		ug/l	0.50	0.13	1
1,1,1-Trichloroethane	ND		ug/l	2.5	0.70	1
Bromodichloromethane	ND		ug/l	0.50	0.19	1
trans-1,3-Dichloropropene	ND		ug/l	0.50	0.16	1
cis-1,3-Dichloropropene	ND		ug/l	0.50	0.14	1
Bromoform	ND		ug/l	2.0	0.65	1
1,1,2,2-Tetrachloroethane	ND		ug/l	0.50	0.17	1
Benzene	ND		ug/l	0.50	0.16	1
Toluene	ND		ug/l	2.5	0.70	1
Ethylbenzene	ND		ug/l	2.5	0.70	1
Chloromethane	ND		ug/l	2.5	0.70	1
Bromomethane	ND		ug/l	2.5	0.70	1
Vinyl chloride	ND		ug/l	1.0	0.07	1
Chloroethane	ND		ug/l	2.5	0.70	1
1,1-Dichloroethene	ND		ug/l	0.50	0.17	1
trans-1,2-Dichloroethene	ND		ug/l	2.5	0.70	1
Trichloroethene	ND		ug/l	0.50	0.18	1
1,2-Dichlorobenzene	ND		ug/l	2.5	0.70	1

Project Name: GOULDS PUMPS, COBALT SITE **Lab Number:** L1814701

Project Number: 01257CBT.2018 **Report Date:** 05/02/18

SAMPLE RESULTS

Lab ID: L1814701-01 Date Collected: 04/24/18 17:25

Client ID: TW/BRW-01R Date Received: 04/25/18

Sample Location: SENECA FALLS, NY Field Prep: Not Specified

Sample Depth:

Parameter	Result	Qualifier	Units	RL	MDL	Dilution Factor
Volatile Organics by GC/MS - Westborough Lab						
1,3-Dichlorobenzene	ND		ug/l	2.5	0.70	1
1,4-Dichlorobenzene	ND		ug/l	2.5	0.70	1
Methyl tert butyl ether	ND		ug/l	2.5	0.70	1
p/m-Xylene	ND		ug/l	2.5	0.70	1
o-Xylene	ND		ug/l	2.5	0.70	1
cis-1,2-Dichloroethene	ND		ug/l	2.5	0.70	1
Styrene	ND		ug/l	2.5	0.70	1
Dichlorodifluoromethane	ND		ug/l	5.0	1.0	1
Acetone	ND		ug/l	5.0	1.5	1
Carbon disulfide	ND		ug/l	5.0	1.0	1
2-Butanone	ND		ug/l	5.0	1.9	1
4-Methyl-2-pentanone	ND		ug/l	5.0	1.0	1
2-Hexanone	ND		ug/l	5.0	1.0	1
Bromochloromethane	ND		ug/l	2.5	0.70	1
1,2-Dibromoethane	ND		ug/l	2.0	0.65	1
1,2-Dibromo-3-chloropropane	ND		ug/l	2.5	0.70	1
Isopropylbenzene	ND		ug/l	2.5	0.70	1
1,2,3-Trichlorobenzene	ND		ug/l	2.5	0.70	1
1,2,4-Trichlorobenzene	ND		ug/l	2.5	0.70	1
Methyl Acetate	ND		ug/l	2.0	0.23	1
Cyclohexane	ND		ug/l	10	0.27	1
Freon-113	ND		ug/l	2.5	0.70	1
Methyl cyclohexane	ND		ug/l	10	0.40	1

Tentatively Identified Compounds

No Tentatively Identified Compounds	ND	ug/l	1

Surrogate	% Recovery	Qualifier	Acceptance Criteria
1,2-Dichloroethane-d4	103		70-130
Toluene-d8	97		70-130
4-Bromofluorobenzene	97		70-130
Dibromofluoromethane	99		70-130

Project Name: GOULDS PUMPS, COBALT SITE **Lab Number:** L1814701

Project Number: 01257CBT.2018 **Report Date:** 05/02/18

SAMPLE RESULTS

Lab ID: L1814701-02
Client ID: TW/BRW-01S
Sample Location: SENECA FALLS, NY

Date Collected: 04/24/18 12:48
Date Received: 04/25/18
Field Prep: Not Specified

Sample Depth:
Matrix: Water
Analytical Method: 1,8260C
Analytical Date: 04/28/18 17:17
Analyst: PD

Parameter	Result	Qualifier	Units	RL	MDL	Dilution Factor
Volatile Organics by GC/MS - Westborough Lab						
Methylene chloride	ND		ug/l	2.5	0.70	1
1,1-Dichloroethane	1.1	J	ug/l	2.5	0.70	1
Chloroform	ND		ug/l	2.5	0.70	1
Carbon tetrachloride	ND		ug/l	0.50	0.13	1
1,2-Dichloropropane	ND		ug/l	1.0	0.14	1
Dibromochloromethane	ND		ug/l	0.50	0.15	1
1,1,2-Trichloroethane	ND		ug/l	1.5	0.50	1
Tetrachloroethene	ND		ug/l	0.50	0.18	1
Chlorobenzene	ND		ug/l	2.5	0.70	1
Trichlorofluoromethane	ND		ug/l	2.5	0.70	1
1,2-Dichloroethane	ND		ug/l	0.50	0.13	1
1,1,1-Trichloroethane	1.5	J	ug/l	2.5	0.70	1
Bromodichloromethane	ND		ug/l	0.50	0.19	1
trans-1,3-Dichloropropene	ND		ug/l	0.50	0.16	1
cis-1,3-Dichloropropene	ND		ug/l	0.50	0.14	1
Bromoform	ND		ug/l	2.0	0.65	1
1,1,2,2-Tetrachloroethane	ND		ug/l	0.50	0.17	1
Benzene	ND		ug/l	0.50	0.16	1
Toluene	ND		ug/l	2.5	0.70	1
Ethylbenzene	ND		ug/l	2.5	0.70	1
Chloromethane	ND		ug/l	2.5	0.70	1
Bromomethane	ND		ug/l	2.5	0.70	1
Vinyl chloride	ND		ug/l	1.0	0.07	1
Chloroethane	ND		ug/l	2.5	0.70	1
1,1-Dichloroethene	0.41	J	ug/l	0.50	0.17	1
trans-1,2-Dichloroethene	ND		ug/l	2.5	0.70	1
Trichloroethene	ND		ug/l	0.50	0.18	1
1,2-Dichlorobenzene	ND		ug/l	2.5	0.70	1

Project Name: GOULDS PUMPS, COBALT SITE **Lab Number:** L1814701

Project Number: 01257CBT.2018 **Report Date:** 05/02/18

SAMPLE RESULTS

Lab ID: L1814701-02 Date Collected: 04/24/18 12:48

Client ID: TW/BRW-01S Date Received: 04/25/18

Sample Location: SENECA FALLS, NY Field Prep: Not Specified

Sample Depth:

Parameter	Result	Qualifier	Units	RL	MDL	Dilution Factor
Volatile Organics by GC/MS - Westborough Lab						
1,3-Dichlorobenzene	ND		ug/l	2.5	0.70	1
1,4-Dichlorobenzene	0.73	J	ug/l	2.5	0.70	1
Methyl tert butyl ether	ND		ug/l	2.5	0.70	1
p/m-Xylene	ND		ug/l	2.5	0.70	1
o-Xylene	ND		ug/l	2.5	0.70	1
cis-1,2-Dichloroethene	ND		ug/l	2.5	0.70	1
Styrene	ND		ug/l	2.5	0.70	1
Dichlorodifluoromethane	ND		ug/l	5.0	1.0	1
Acetone	ND		ug/l	5.0	1.5	1
Carbon disulfide	ND		ug/l	5.0	1.0	1
2-Butanone	ND		ug/l	5.0	1.9	1
4-Methyl-2-pentanone	ND		ug/l	5.0	1.0	1
2-Hexanone	ND		ug/l	5.0	1.0	1
Bromochloromethane	ND		ug/l	2.5	0.70	1
1,2-Dibromoethane	ND		ug/l	2.0	0.65	1
1,2-Dibromo-3-chloropropane	ND		ug/l	2.5	0.70	1
Isopropylbenzene	ND		ug/l	2.5	0.70	1
1,2,3-Trichlorobenzene	ND		ug/l	2.5	0.70	1
1,2,4-Trichlorobenzene	ND		ug/l	2.5	0.70	1
Methyl Acetate	ND		ug/l	2.0	0.23	1
Cyclohexane	ND		ug/l	10	0.27	1
Freon-113	ND		ug/l	2.5	0.70	1
Methyl cyclohexane	ND		ug/l	10	0.40	1

Tentatively Identified Compounds

No Tentatively Identified Compounds	ND	ug/l	1

Surrogate	% Recovery	Qualifier	Acceptance Criteria
1,2-Dichloroethane-d4	99		70-130
Toluene-d8	97		70-130
4-Bromofluorobenzene	96		70-130
Dibromofluoromethane	99		70-130

Project Name: GOULDS PUMPS, COBALT SITE **Lab Number:** L1814701

Project Number: 01257CBT.2018 **Report Date:** 05/02/18

SAMPLE RESULTS

Lab ID: L1814701-03
Client ID: MW-18SR
Sample Location: SENECA FALLS, NY

Date Collected: 04/24/18 10:55
Date Received: 04/25/18
Field Prep: Not Specified

Sample Depth:
Matrix: Water
Analytical Method: 1,8260C
Analytical Date: 04/28/18 17:42
Analyst: PD

Parameter	Result	Qualifier	Units	RL	MDL	Dilution Factor
Volatile Organics by GC/MS - Westborough Lab						
Methylene chloride	ND		ug/l	2.5	0.70	1
1,1-Dichloroethane	5.2		ug/l	2.5	0.70	1
Chloroform	ND		ug/l	2.5	0.70	1
Carbon tetrachloride	ND		ug/l	0.50	0.13	1
1,2-Dichloropropane	ND		ug/l	1.0	0.14	1
Dibromochloromethane	ND		ug/l	0.50	0.15	1
1,1,2-Trichloroethane	ND		ug/l	1.5	0.50	1
Tetrachloroethene	ND		ug/l	0.50	0.18	1
Chlorobenzene	ND		ug/l	2.5	0.70	1
Trichlorofluoromethane	ND		ug/l	2.5	0.70	1
1,2-Dichloroethane	ND		ug/l	0.50	0.13	1
1,1,1-Trichloroethane	8.8		ug/l	2.5	0.70	1
Bromodichloromethane	ND		ug/l	0.50	0.19	1
trans-1,3-Dichloropropene	ND		ug/l	0.50	0.16	1
cis-1,3-Dichloropropene	ND		ug/l	0.50	0.14	1
Bromoform	ND		ug/l	2.0	0.65	1
1,1,2,2-Tetrachloroethane	ND		ug/l	0.50	0.17	1
Benzene	ND		ug/l	0.50	0.16	1
Toluene	ND		ug/l	2.5	0.70	1
Ethylbenzene	ND		ug/l	2.5	0.70	1
Chloromethane	ND		ug/l	2.5	0.70	1
Bromomethane	ND		ug/l	2.5	0.70	1
Vinyl chloride	ND		ug/l	1.0	0.07	1
Chloroethane	ND		ug/l	2.5	0.70	1
1,1-Dichloroethene	4.0		ug/l	0.50	0.17	1
trans-1,2-Dichloroethene	ND		ug/l	2.5	0.70	1
Trichloroethene	ND		ug/l	0.50	0.18	1
1,2-Dichlorobenzene	ND		ug/l	2.5	0.70	1

Project Name: GOULDS PUMPS, COBALT SITE **Lab Number:** L1814701

Project Number: 01257CBT.2018 **Report Date:** 05/02/18

SAMPLE RESULTS

Lab ID: L1814701-03 Date Collected: 04/24/18 10:55

Client ID: MW-18SR Date Received: 04/25/18

Sample Location: SENECA FALLS, NY Field Prep: Not Specified

Sample Depth:

Parameter	Result	Qualifier	Units	RL	MDL	Dilution Factor
Volatile Organics by GC/MS - Westborough Lab						
1,3-Dichlorobenzene	ND		ug/l	2.5	0.70	1
1,4-Dichlorobenzene	ND		ug/l	2.5	0.70	1
Methyl tert butyl ether	ND		ug/l	2.5	0.70	1
p/m-Xylene	ND		ug/l	2.5	0.70	1
o-Xylene	ND		ug/l	2.5	0.70	1
cis-1,2-Dichloroethene	ND		ug/l	2.5	0.70	1
Styrene	ND		ug/l	2.5	0.70	1
Dichlorodifluoromethane	ND		ug/l	5.0	1.0	1
Acetone	ND		ug/l	5.0	1.5	1
Carbon disulfide	ND		ug/l	5.0	1.0	1
2-Butanone	ND		ug/l	5.0	1.9	1
4-Methyl-2-pentanone	ND		ug/l	5.0	1.0	1
2-Hexanone	ND		ug/l	5.0	1.0	1
Bromochloromethane	ND		ug/l	2.5	0.70	1
1,2-Dibromoethane	ND		ug/l	2.0	0.65	1
1,2-Dibromo-3-chloropropane	ND		ug/l	2.5	0.70	1
Isopropylbenzene	ND		ug/l	2.5	0.70	1
1,2,3-Trichlorobenzene	ND		ug/l	2.5	0.70	1
1,2,4-Trichlorobenzene	ND		ug/l	2.5	0.70	1
Methyl Acetate	ND		ug/l	2.0	0.23	1
Cyclohexane	ND		ug/l	10	0.27	1
Freon-113	ND		ug/l	2.5	0.70	1
Methyl cyclohexane	ND		ug/l	10	0.40	1

Tentatively Identified Compounds

No Tentatively Identified Compounds	ND	ug/l	1

Surrogate	% Recovery	Qualifier	Acceptance Criteria
1,2-Dichloroethane-d4	99		70-130
Toluene-d8	98		70-130
4-Bromofluorobenzene	96		70-130
Dibromofluoromethane	100		70-130

Project Name: GOULDS PUMPS, COBALT SITE **Lab Number:** L1814701

Project Number: 01257CBT.2018 **Report Date:** 05/02/18

SAMPLE RESULTS

Lab ID: L1814701-04
Client ID: MW-26S
Sample Location: SENECA FALLS, NY

Date Collected: 04/24/18 09:07
Date Received: 04/25/18
Field Prep: Not Specified

Sample Depth:
Matrix: Water
Analytical Method: 1,8260C
Analytical Date: 04/28/18 18:08
Analyst: PD

Parameter	Result	Qualifier	Units	RL	MDL	Dilution Factor
Volatile Organics by GC/MS - Westborough Lab						
Methylene chloride	ND		ug/l	2.5	0.70	1
1,1-Dichloroethane	ND		ug/l	2.5	0.70	1
Chloroform	ND		ug/l	2.5	0.70	1
Carbon tetrachloride	ND		ug/l	0.50	0.13	1
1,2-Dichloropropane	ND		ug/l	1.0	0.14	1
Dibromochloromethane	ND		ug/l	0.50	0.15	1
1,1,2-Trichloroethane	ND		ug/l	1.5	0.50	1
Tetrachloroethene	ND		ug/l	0.50	0.18	1
Chlorobenzene	ND		ug/l	2.5	0.70	1
Trichlorofluoromethane	ND		ug/l	2.5	0.70	1
1,2-Dichloroethane	ND		ug/l	0.50	0.13	1
1,1,1-Trichloroethane	ND		ug/l	2.5	0.70	1
Bromodichloromethane	ND		ug/l	0.50	0.19	1
trans-1,3-Dichloropropene	ND		ug/l	0.50	0.16	1
cis-1,3-Dichloropropene	ND		ug/l	0.50	0.14	1
Bromoform	ND		ug/l	2.0	0.65	1
1,1,2,2-Tetrachloroethane	ND		ug/l	0.50	0.17	1
Benzene	ND		ug/l	0.50	0.16	1
Toluene	ND		ug/l	2.5	0.70	1
Ethylbenzene	ND		ug/l	2.5	0.70	1
Chloromethane	ND		ug/l	2.5	0.70	1
Bromomethane	ND		ug/l	2.5	0.70	1
Vinyl chloride	ND		ug/l	1.0	0.07	1
Chloroethane	ND		ug/l	2.5	0.70	1
1,1-Dichloroethene	ND		ug/l	0.50	0.17	1
trans-1,2-Dichloroethene	ND		ug/l	2.5	0.70	1
Trichloroethene	ND		ug/l	0.50	0.18	1
1,2-Dichlorobenzene	ND		ug/l	2.5	0.70	1

Project Name: GOULDS PUMPS, COBALT SITE **Lab Number:** L1814701

Project Number: 01257CBT.2018 **Report Date:** 05/02/18

SAMPLE RESULTS

Lab ID: L1814701-04 Date Collected: 04/24/18 09:07

Client ID: MW-26S Date Received: 04/25/18

Sample Location: SENECA FALLS, NY Field Prep: Not Specified

Sample Depth:

Parameter	Result	Qualifier	Units	RL	MDL	Dilution Factor
Volatile Organics by GC/MS - Westborough Lab						
1,3-Dichlorobenzene	ND		ug/l	2.5	0.70	1
1,4-Dichlorobenzene	ND		ug/l	2.5	0.70	1
Methyl tert butyl ether	ND		ug/l	2.5	0.70	1
p/m-Xylene	ND		ug/l	2.5	0.70	1
o-Xylene	ND		ug/l	2.5	0.70	1
cis-1,2-Dichloroethene	ND		ug/l	2.5	0.70	1
Styrene	ND		ug/l	2.5	0.70	1
Dichlorodifluoromethane	ND		ug/l	5.0	1.0	1
Acetone	ND		ug/l	5.0	1.5	1
Carbon disulfide	ND		ug/l	5.0	1.0	1
2-Butanone	ND		ug/l	5.0	1.9	1
4-Methyl-2-pentanone	ND		ug/l	5.0	1.0	1
2-Hexanone	ND		ug/l	5.0	1.0	1
Bromochloromethane	ND		ug/l	2.5	0.70	1
1,2-Dibromoethane	ND		ug/l	2.0	0.65	1
1,2-Dibromo-3-chloropropane	ND		ug/l	2.5	0.70	1
Isopropylbenzene	ND		ug/l	2.5	0.70	1
1,2,3-Trichlorobenzene	ND		ug/l	2.5	0.70	1
1,2,4-Trichlorobenzene	ND		ug/l	2.5	0.70	1
Methyl Acetate	ND		ug/l	2.0	0.23	1
Cyclohexane	ND		ug/l	10	0.27	1
Freon-113	ND		ug/l	2.5	0.70	1
Methyl cyclohexane	ND		ug/l	10	0.40	1

Tentatively Identified Compounds

No Tentatively Identified Compounds	ND	ug/l	1

Surrogate	% Recovery	Qualifier	Acceptance Criteria
1,2-Dichloroethane-d4	101		70-130
Toluene-d8	98		70-130
4-Bromofluorobenzene	96		70-130
Dibromofluoromethane	100		70-130

Project Name: GOULDS PUMPS, COBALT SITE **Lab Number:** L1814701

Project Number: 01257CBT.2018 **Report Date:** 05/02/18

SAMPLE RESULTS

Lab ID: L1814701-05
Client ID: MW-34
Sample Location: SENECA FALLS, NY

Date Collected: 04/24/18 12:25
Date Received: 04/25/18
Field Prep: Not Specified

Sample Depth:
Matrix: Water
Analytical Method: 1,8260C
Analytical Date: 04/29/18 16:11
Analyst: JC

Parameter	Result	Qualifier	Units	RL	MDL	Dilution Factor
Volatile Organics by GC/MS - Westborough Lab						
Methylene chloride	ND		ug/l	2.5	0.70	1
1,1-Dichloroethane	ND		ug/l	2.5	0.70	1
Chloroform	ND		ug/l	2.5	0.70	1
Carbon tetrachloride	ND		ug/l	0.50	0.13	1
1,2-Dichloropropane	ND		ug/l	1.0	0.14	1
Dibromochloromethane	ND		ug/l	0.50	0.15	1
1,1,2-Trichloroethane	ND		ug/l	1.5	0.50	1
Tetrachloroethene	ND		ug/l	0.50	0.18	1
Chlorobenzene	ND		ug/l	2.5	0.70	1
Trichlorofluoromethane	ND		ug/l	2.5	0.70	1
1,2-Dichloroethane	ND		ug/l	0.50	0.13	1
1,1,1-Trichloroethane	ND		ug/l	2.5	0.70	1
Bromodichloromethane	ND		ug/l	0.50	0.19	1
trans-1,3-Dichloropropene	ND		ug/l	0.50	0.16	1
cis-1,3-Dichloropropene	ND		ug/l	0.50	0.14	1
Bromoform	ND		ug/l	2.0	0.65	1
1,1,2,2-Tetrachloroethane	ND		ug/l	0.50	0.17	1
Benzene	ND		ug/l	0.50	0.16	1
Toluene	ND		ug/l	2.5	0.70	1
Ethylbenzene	ND		ug/l	2.5	0.70	1
Chloromethane	ND		ug/l	2.5	0.70	1
Bromomethane	ND		ug/l	2.5	0.70	1
Vinyl chloride	ND		ug/l	1.0	0.07	1
Chloroethane	ND		ug/l	2.5	0.70	1
1,1-Dichloroethene	ND		ug/l	0.50	0.17	1
trans-1,2-Dichloroethene	ND		ug/l	2.5	0.70	1
Trichloroethene	ND		ug/l	0.50	0.18	1
1,2-Dichlorobenzene	ND		ug/l	2.5	0.70	1

Project Name: GOULDS PUMPS, COBALT SITE **Lab Number:** L1814701

Project Number: 01257CBT.2018 **Report Date:** 05/02/18

SAMPLE RESULTS

Lab ID: L1814701-05 Date Collected: 04/24/18 12:25

Client ID: MW-34 Date Received: 04/25/18

Sample Location: SENECA FALLS, NY Field Prep: Not Specified

Sample Depth:

Parameter	Result	Qualifier	Units	RL	MDL	Dilution Factor
Volatile Organics by GC/MS - Westborough Lab						
1,3-Dichlorobenzene	ND		ug/l	2.5	0.70	1
1,4-Dichlorobenzene	ND		ug/l	2.5	0.70	1
Methyl tert butyl ether	ND		ug/l	2.5	0.70	1
p/m-Xylene	ND		ug/l	2.5	0.70	1
o-Xylene	ND		ug/l	2.5	0.70	1
cis-1,2-Dichloroethene	ND		ug/l	2.5	0.70	1
Styrene	ND		ug/l	2.5	0.70	1
Dichlorodifluoromethane	ND		ug/l	5.0	1.0	1
Acetone	ND		ug/l	5.0	1.5	1
Carbon disulfide	ND		ug/l	5.0	1.0	1
2-Butanone	ND		ug/l	5.0	1.9	1
4-Methyl-2-pentanone	ND		ug/l	5.0	1.0	1
2-Hexanone	ND		ug/l	5.0	1.0	1
Bromochloromethane	ND		ug/l	2.5	0.70	1
1,2-Dibromoethane	ND		ug/l	2.0	0.65	1
1,2-Dibromo-3-chloropropane	ND		ug/l	2.5	0.70	1
Isopropylbenzene	ND		ug/l	2.5	0.70	1
1,2,3-Trichlorobenzene	ND		ug/l	2.5	0.70	1
1,2,4-Trichlorobenzene	ND		ug/l	2.5	0.70	1
Methyl Acetate	ND		ug/l	2.0	0.23	1
Cyclohexane	ND		ug/l	10	0.27	1
Freon-113	ND		ug/l	2.5	0.70	1
Methyl cyclohexane	ND		ug/l	10	0.40	1

Tentatively Identified Compounds

No Tentatively Identified Compounds	ND	ug/l	1

Surrogate	% Recovery	Qualifier	Acceptance Criteria
1,2-Dichloroethane-d4	113		70-130
Toluene-d8	101		70-130
4-Bromofluorobenzene	105		70-130
Dibromofluoromethane	96		70-130

Project Name: GOULDS PUMPS, COBALT SITE **Lab Number:** L1814701

Project Number: 01257CBT.2018 **Report Date:** 05/02/18

SAMPLE RESULTS

Lab ID: L1814701-06
Client ID: MW-19SR
Sample Location: SENECA FALLS, NY

Date Collected: 04/24/18 09:41
Date Received: 04/25/18
Field Prep: Not Specified

Sample Depth:
Matrix: Water
Analytical Method: 1,8260C
Analytical Date: 04/28/18 18:33
Analyst: PD

Parameter	Result	Qualifier	Units	RL	MDL	Dilution Factor
Volatile Organics by GC/MS - Westborough Lab						
Methylene chloride	ND		ug/l	2.5	0.70	1
1,1-Dichloroethane	ND		ug/l	2.5	0.70	1
Chloroform	ND		ug/l	2.5	0.70	1
Carbon tetrachloride	ND		ug/l	0.50	0.13	1
1,2-Dichloropropane	ND		ug/l	1.0	0.14	1
Dibromochloromethane	ND		ug/l	0.50	0.15	1
1,1,2-Trichloroethane	ND		ug/l	1.5	0.50	1
Tetrachloroethene	ND		ug/l	0.50	0.18	1
Chlorobenzene	ND		ug/l	2.5	0.70	1
Trichlorofluoromethane	ND		ug/l	2.5	0.70	1
1,2-Dichloroethane	ND		ug/l	0.50	0.13	1
1,1,1-Trichloroethane	ND		ug/l	2.5	0.70	1
Bromodichloromethane	ND		ug/l	0.50	0.19	1
trans-1,3-Dichloropropene	ND		ug/l	0.50	0.16	1
cis-1,3-Dichloropropene	ND		ug/l	0.50	0.14	1
Bromoform	ND		ug/l	2.0	0.65	1
1,1,2,2-Tetrachloroethane	ND		ug/l	0.50	0.17	1
Benzene	ND		ug/l	0.50	0.16	1
Toluene	ND		ug/l	2.5	0.70	1
Ethylbenzene	ND		ug/l	2.5	0.70	1
Chloromethane	ND		ug/l	2.5	0.70	1
Bromomethane	ND		ug/l	2.5	0.70	1
Vinyl chloride	ND		ug/l	1.0	0.07	1
Chloroethane	ND		ug/l	2.5	0.70	1
1,1-Dichloroethene	ND		ug/l	0.50	0.17	1
trans-1,2-Dichloroethene	ND		ug/l	2.5	0.70	1
Trichloroethene	ND		ug/l	0.50	0.18	1
1,2-Dichlorobenzene	ND		ug/l	2.5	0.70	1

Project Name: GOULDS PUMPS, COBALT SITE **Lab Number:** L1814701

Project Number: 01257CBT.2018 **Report Date:** 05/02/18

SAMPLE RESULTS

Lab ID: L1814701-06 Date Collected: 04/24/18 09:41

Client ID: MW-19SR Date Received: 04/25/18

Sample Location: SENECA FALLS, NY Field Prep: Not Specified

Sample Depth:

Parameter	Result	Qualifier	Units	RL	MDL	Dilution Factor
Volatile Organics by GC/MS - Westborough Lab						
1,3-Dichlorobenzene	ND		ug/l	2.5	0.70	1
1,4-Dichlorobenzene	1.6	J	ug/l	2.5	0.70	1
Methyl tert butyl ether	ND		ug/l	2.5	0.70	1
p/m-Xylene	ND		ug/l	2.5	0.70	1
o-Xylene	ND		ug/l	2.5	0.70	1
cis-1,2-Dichloroethene	ND		ug/l	2.5	0.70	1
Styrene	ND		ug/l	2.5	0.70	1
Dichlorodifluoromethane	ND		ug/l	5.0	1.0	1
Acetone	ND		ug/l	5.0	1.5	1
Carbon disulfide	ND		ug/l	5.0	1.0	1
2-Butanone	ND		ug/l	5.0	1.9	1
4-Methyl-2-pentanone	ND		ug/l	5.0	1.0	1
2-Hexanone	ND		ug/l	5.0	1.0	1
Bromochloromethane	ND		ug/l	2.5	0.70	1
1,2-Dibromoethane	ND		ug/l	2.0	0.65	1
1,2-Dibromo-3-chloropropane	ND		ug/l	2.5	0.70	1
Isopropylbenzene	ND		ug/l	2.5	0.70	1
1,2,3-Trichlorobenzene	ND		ug/l	2.5	0.70	1
1,2,4-Trichlorobenzene	ND		ug/l	2.5	0.70	1
Methyl Acetate	ND		ug/l	2.0	0.23	1
Cyclohexane	ND		ug/l	10	0.27	1
Freon-113	ND		ug/l	2.5	0.70	1
Methyl cyclohexane	ND		ug/l	10	0.40	1

Tentatively Identified Compounds

No Tentatively Identified Compounds	ND	ug/l	1

Surrogate	% Recovery	Qualifier	Acceptance Criteria
1,2-Dichloroethane-d4	102		70-130
Toluene-d8	98		70-130
4-Bromofluorobenzene	95		70-130
Dibromofluoromethane	99		70-130

Project Name: GOULDS PUMPS, COBALT SITE **Lab Number:** L1814701

Project Number: 01257CBT.2018 **Report Date:** 05/02/18

SAMPLE RESULTS

Lab ID: L1814701-07
Client ID: MW-24S
Sample Location: SENECA FALLS, NY

Date Collected: 04/24/18 11:07
Date Received: 04/25/18
Field Prep: Not Specified

Sample Depth:
Matrix: Water
Analytical Method: 1,8260C
Analytical Date: 04/28/18 18:58
Analyst: PD

Parameter	Result	Qualifier	Units	RL	MDL	Dilution Factor
Volatile Organics by GC/MS - Westborough Lab						
Methylene chloride	ND		ug/l	2.5	0.70	1
1,1-Dichloroethane	9.5		ug/l	2.5	0.70	1
Chloroform	ND		ug/l	2.5	0.70	1
Carbon tetrachloride	ND		ug/l	0.50	0.13	1
1,2-Dichloropropane	ND		ug/l	1.0	0.14	1
Dibromochloromethane	ND		ug/l	0.50	0.15	1
1,1,2-Trichloroethane	ND		ug/l	1.5	0.50	1
Tetrachloroethene	0.78		ug/l	0.50	0.18	1
Chlorobenzene	ND		ug/l	2.5	0.70	1
Trichlorofluoromethane	ND		ug/l	2.5	0.70	1
1,2-Dichloroethane	ND		ug/l	0.50	0.13	1
1,1,1-Trichloroethane	14		ug/l	2.5	0.70	1
Bromodichloromethane	ND		ug/l	0.50	0.19	1
trans-1,3-Dichloropropene	ND		ug/l	0.50	0.16	1
cis-1,3-Dichloropropene	ND		ug/l	0.50	0.14	1
Bromoform	ND		ug/l	2.0	0.65	1
1,1,2,2-Tetrachloroethane	ND		ug/l	0.50	0.17	1
Benzene	ND		ug/l	0.50	0.16	1
Toluene	ND		ug/l	2.5	0.70	1
Ethylbenzene	ND		ug/l	2.5	0.70	1
Chloromethane	ND		ug/l	2.5	0.70	1
Bromomethane	ND		ug/l	2.5	0.70	1
Vinyl chloride	ND		ug/l	1.0	0.07	1
Chloroethane	ND		ug/l	2.5	0.70	1
1,1-Dichloroethene	4.2		ug/l	0.50	0.17	1
trans-1,2-Dichloroethene	ND		ug/l	2.5	0.70	1
Trichloroethene	ND		ug/l	0.50	0.18	1
1,2-Dichlorobenzene	ND		ug/l	2.5	0.70	1

Project Name: GOULDS PUMPS, COBALT SITE **Lab Number:** L1814701

Project Number: 01257CBT.2018 **Report Date:** 05/02/18

SAMPLE RESULTS

Lab ID: L1814701-07 Date Collected: 04/24/18 11:07

Client ID: MW-24S Date Received: 04/25/18

Sample Location: SENECA FALLS, NY Field Prep: Not Specified

Sample Depth:

Parameter	Result	Qualifier	Units	RL	MDL	Dilution Factor
Volatile Organics by GC/MS - Westborough Lab						
1,3-Dichlorobenzene	ND		ug/l	2.5	0.70	1
1,4-Dichlorobenzene	ND		ug/l	2.5	0.70	1
Methyl tert butyl ether	ND		ug/l	2.5	0.70	1
p/m-Xylene	ND		ug/l	2.5	0.70	1
o-Xylene	ND		ug/l	2.5	0.70	1
cis-1,2-Dichloroethene	3.7		ug/l	2.5	0.70	1
Styrene	ND		ug/l	2.5	0.70	1
Dichlorodifluoromethane	ND		ug/l	5.0	1.0	1
Acetone	ND		ug/l	5.0	1.5	1
Carbon disulfide	ND		ug/l	5.0	1.0	1
2-Butanone	ND		ug/l	5.0	1.9	1
4-Methyl-2-pentanone	ND		ug/l	5.0	1.0	1
2-Hexanone	ND		ug/l	5.0	1.0	1
Bromochloromethane	ND		ug/l	2.5	0.70	1
1,2-Dibromoethane	ND		ug/l	2.0	0.65	1
1,2-Dibromo-3-chloropropane	ND		ug/l	2.5	0.70	1
Isopropylbenzene	ND		ug/l	2.5	0.70	1
1,2,3-Trichlorobenzene	ND		ug/l	2.5	0.70	1
1,2,4-Trichlorobenzene	ND		ug/l	2.5	0.70	1
Methyl Acetate	ND		ug/l	2.0	0.23	1
Cyclohexane	ND		ug/l	10	0.27	1
Freon-113	ND		ug/l	2.5	0.70	1
Methyl cyclohexane	ND		ug/l	10	0.40	1

Tentatively Identified Compounds

No Tentatively Identified Compounds	ND	ug/l	1

Surrogate	% Recovery	Qualifier	Acceptance Criteria
1,2-Dichloroethane-d4	104		70-130
Toluene-d8	97		70-130
4-Bromofluorobenzene	95		70-130
Dibromofluoromethane	101		70-130

Project Name: GOULDS PUMPS, COBALT SITE **Lab Number:** L1814701

Project Number: 01257CBT.2018 **Report Date:** 05/02/18

SAMPLE RESULTS

Lab ID: L1814701-08
Client ID: MW-36
Sample Location: SENECA FALLS, NY

Date Collected: 04/24/18 16:01
Date Received: 04/25/18
Field Prep: Not Specified

Sample Depth:
Matrix: Water
Analytical Method: 1,8260C
Analytical Date: 04/28/18 19:03
Analyst: KD

Parameter	Result	Qualifier	Units	RL	MDL	Dilution Factor
Volatile Organics by GC/MS - Westborough Lab						
Methylene chloride	ND		ug/l	2.5	0.70	1
1,1-Dichloroethane	ND		ug/l	2.5	0.70	1
Chloroform	ND		ug/l	2.5	0.70	1
Carbon tetrachloride	ND		ug/l	0.50	0.13	1
1,2-Dichloropropane	ND		ug/l	1.0	0.14	1
Dibromochloromethane	ND		ug/l	0.50	0.15	1
1,1,2-Trichloroethane	ND		ug/l	1.5	0.50	1
Tetrachloroethene	ND		ug/l	0.50	0.18	1
Chlorobenzene	ND		ug/l	2.5	0.70	1
Trichlorofluoromethane	ND		ug/l	2.5	0.70	1
1,2-Dichloroethane	ND		ug/l	0.50	0.13	1
1,1,1-Trichloroethane	ND		ug/l	2.5	0.70	1
Bromodichloromethane	ND		ug/l	0.50	0.19	1
trans-1,3-Dichloropropene	ND		ug/l	0.50	0.16	1
cis-1,3-Dichloropropene	ND		ug/l	0.50	0.14	1
Bromoform	ND		ug/l	2.0	0.65	1
1,1,2,2-Tetrachloroethane	ND		ug/l	0.50	0.17	1
Benzene	ND		ug/l	0.50	0.16	1
Toluene	ND		ug/l	2.5	0.70	1
Ethylbenzene	ND		ug/l	2.5	0.70	1
Chloromethane	ND		ug/l	2.5	0.70	1
Bromomethane	ND		ug/l	2.5	0.70	1
Vinyl chloride	ND		ug/l	1.0	0.07	1
Chloroethane	ND		ug/l	2.5	0.70	1
1,1-Dichloroethene	ND		ug/l	0.50	0.17	1
trans-1,2-Dichloroethene	ND		ug/l	2.5	0.70	1
Trichloroethene	ND		ug/l	0.50	0.18	1
1,2-Dichlorobenzene	ND		ug/l	2.5	0.70	1

Project Name: GOULDS PUMPS, COBALT SITE **Lab Number:** L1814701

Project Number: 01257CBT.2018 **Report Date:** 05/02/18

SAMPLE RESULTS

Lab ID: L1814701-08 Date Collected: 04/24/18 16:01

Client ID: MW-36 Date Received: 04/25/18

Sample Location: SENECA FALLS, NY Field Prep: Not Specified

Sample Depth:

Parameter	Result	Qualifier	Units	RL	MDL	Dilution Factor
Volatile Organics by GC/MS - Westborough Lab						
1,3-Dichlorobenzene	ND		ug/l	2.5	0.70	1
1,4-Dichlorobenzene	ND		ug/l	2.5	0.70	1
Methyl tert butyl ether	ND		ug/l	2.5	0.70	1
p/m-Xylene	ND		ug/l	2.5	0.70	1
o-Xylene	ND		ug/l	2.5	0.70	1
cis-1,2-Dichloroethene	ND		ug/l	2.5	0.70	1
Styrene	ND		ug/l	2.5	0.70	1
Dichlorodifluoromethane	ND		ug/l	5.0	1.0	1
Acetone	ND		ug/l	5.0	1.5	1
Carbon disulfide	ND		ug/l	5.0	1.0	1
2-Butanone	ND		ug/l	5.0	1.9	1
4-Methyl-2-pentanone	ND		ug/l	5.0	1.0	1
2-Hexanone	ND		ug/l	5.0	1.0	1
Bromochloromethane	ND		ug/l	2.5	0.70	1
1,2-Dibromoethane	ND		ug/l	2.0	0.65	1
1,2-Dibromo-3-chloropropane	ND		ug/l	2.5	0.70	1
Isopropylbenzene	ND		ug/l	2.5	0.70	1
1,2,3-Trichlorobenzene	ND		ug/l	2.5	0.70	1
1,2,4-Trichlorobenzene	ND		ug/l	2.5	0.70	1
Methyl Acetate	ND		ug/l	2.0	0.23	1
Cyclohexane	ND		ug/l	10	0.27	1
Freon-113	ND		ug/l	2.5	0.70	1
Methyl cyclohexane	ND		ug/l	10	0.40	1

Tentatively Identified Compounds

No Tentatively Identified Compounds	ND	ug/l	1

Surrogate	% Recovery	Qualifier	Acceptance Criteria
1,2-Dichloroethane-d4	103		70-130
Toluene-d8	99		70-130
4-Bromofluorobenzene	96		70-130
Dibromofluoromethane	102		70-130

Project Name: GOULDS PUMPS, COBALT SITE **Lab Number:** L1814701

Project Number: 01257CBT.2018 **Report Date:** 05/02/18

SAMPLE RESULTS

Lab ID: L1814701-09
Client ID: MW-35
Sample Location: SENECA FALLS, NY

Date Collected: 04/24/18 13:46
Date Received: 04/25/18
Field Prep: Not Specified

Sample Depth:
Matrix: Water
Analytical Method: 1,8260C
Analytical Date: 04/28/18 19:37
Analyst: KD

Parameter	Result	Qualifier	Units	RL	MDL	Dilution Factor
Volatile Organics by GC/MS - Westborough Lab						
Methylene chloride	ND		ug/l	2.5	0.70	1
1,1-Dichloroethane	ND		ug/l	2.5	0.70	1
Chloroform	ND		ug/l	2.5	0.70	1
Carbon tetrachloride	ND		ug/l	0.50	0.13	1
1,2-Dichloropropane	ND		ug/l	1.0	0.14	1
Dibromochloromethane	ND		ug/l	0.50	0.15	1
1,1,2-Trichloroethane	ND		ug/l	1.5	0.50	1
Tetrachloroethene	ND		ug/l	0.50	0.18	1
Chlorobenzene	ND		ug/l	2.5	0.70	1
Trichlorofluoromethane	ND		ug/l	2.5	0.70	1
1,2-Dichloroethane	ND		ug/l	0.50	0.13	1
1,1,1-Trichloroethane	ND		ug/l	2.5	0.70	1
Bromodichloromethane	ND		ug/l	0.50	0.19	1
trans-1,3-Dichloropropene	ND		ug/l	0.50	0.16	1
cis-1,3-Dichloropropene	ND		ug/l	0.50	0.14	1
Bromoform	ND		ug/l	2.0	0.65	1
1,1,2,2-Tetrachloroethane	ND		ug/l	0.50	0.17	1
Benzene	ND		ug/l	0.50	0.16	1
Toluene	ND		ug/l	2.5	0.70	1
Ethylbenzene	ND		ug/l	2.5	0.70	1
Chloromethane	ND		ug/l	2.5	0.70	1
Bromomethane	ND		ug/l	2.5	0.70	1
Vinyl chloride	ND		ug/l	1.0	0.07	1
Chloroethane	ND		ug/l	2.5	0.70	1
1,1-Dichloroethene	ND		ug/l	0.50	0.17	1
trans-1,2-Dichloroethene	ND		ug/l	2.5	0.70	1
Trichloroethene	ND		ug/l	0.50	0.18	1
1,2-Dichlorobenzene	ND		ug/l	2.5	0.70	1

Project Name: GOULDS PUMPS, COBALT SITE **Lab Number:** L1814701

Project Number: 01257CBT.2018 **Report Date:** 05/02/18

SAMPLE RESULTS

Lab ID: L1814701-09 Date Collected: 04/24/18 13:46

Client ID: MW-35 Date Received: 04/25/18

Sample Location: SENECA FALLS, NY Field Prep: Not Specified

Sample Depth:

Parameter	Result	Qualifier	Units	RL	MDL	Dilution Factor
Volatile Organics by GC/MS - Westborough Lab						
1,3-Dichlorobenzene	ND		ug/l	2.5	0.70	1
1,4-Dichlorobenzene	ND		ug/l	2.5	0.70	1
Methyl tert butyl ether	ND		ug/l	2.5	0.70	1
p/m-Xylene	ND		ug/l	2.5	0.70	1
o-Xylene	ND		ug/l	2.5	0.70	1
cis-1,2-Dichloroethene	ND		ug/l	2.5	0.70	1
Styrene	ND		ug/l	2.5	0.70	1
Dichlorodifluoromethane	ND		ug/l	5.0	1.0	1
Acetone	ND		ug/l	5.0	1.5	1
Carbon disulfide	ND		ug/l	5.0	1.0	1
2-Butanone	ND		ug/l	5.0	1.9	1
4-Methyl-2-pentanone	ND		ug/l	5.0	1.0	1
2-Hexanone	ND		ug/l	5.0	1.0	1
Bromochloromethane	ND		ug/l	2.5	0.70	1
1,2-Dibromoethane	ND		ug/l	2.0	0.65	1
1,2-Dibromo-3-chloropropane	ND		ug/l	2.5	0.70	1
Isopropylbenzene	ND		ug/l	2.5	0.70	1
1,2,3-Trichlorobenzene	ND		ug/l	2.5	0.70	1
1,2,4-Trichlorobenzene	ND		ug/l	2.5	0.70	1
Methyl Acetate	ND		ug/l	2.0	0.23	1
Cyclohexane	ND		ug/l	10	0.27	1
Freon-113	ND		ug/l	2.5	0.70	1
Methyl cyclohexane	ND		ug/l	10	0.40	1

Tentatively Identified Compounds

No Tentatively Identified Compounds	ND	ug/l	1

Surrogate	% Recovery	Qualifier	Acceptance Criteria
1,2-Dichloroethane-d4	101		70-130
Toluene-d8	99		70-130
4-Bromofluorobenzene	97		70-130
Dibromofluoromethane	105		70-130

Project Name: GOULDS PUMPS, COBALT SITE **Lab Number:** L1814701

Project Number: 01257CBT.2018 **Report Date:** 05/02/18

SAMPLE RESULTS

Lab ID: L1814701-10
Client ID: DUP-MW-X
Sample Location: SENECA FALLS, NY

Date Collected: 04/24/18 00:00
Date Received: 04/25/18
Field Prep: Not Specified

Sample Depth:
Matrix: Water
Analytical Method: 1,8260C
Analytical Date: 04/28/18 20:10
Analyst: KD

Parameter	Result	Qualifier	Units	RL	MDL	Dilution Factor
Volatile Organics by GC/MS - Westborough Lab						
Methylene chloride	ND		ug/l	2.5	0.70	1
1,1-Dichloroethane	ND		ug/l	2.5	0.70	1
Chloroform	ND		ug/l	2.5	0.70	1
Carbon tetrachloride	ND		ug/l	0.50	0.13	1
1,2-Dichloropropane	ND		ug/l	1.0	0.14	1
Dibromochloromethane	ND		ug/l	0.50	0.15	1
1,1,2-Trichloroethane	ND		ug/l	1.5	0.50	1
Tetrachloroethene	ND		ug/l	0.50	0.18	1
Chlorobenzene	ND		ug/l	2.5	0.70	1
Trichlorofluoromethane	ND		ug/l	2.5	0.70	1
1,2-Dichloroethane	ND		ug/l	0.50	0.13	1
1,1,1-Trichloroethane	ND		ug/l	2.5	0.70	1
Bromodichloromethane	ND		ug/l	0.50	0.19	1
trans-1,3-Dichloropropene	ND		ug/l	0.50	0.16	1
cis-1,3-Dichloropropene	ND		ug/l	0.50	0.14	1
Bromoform	ND		ug/l	2.0	0.65	1
1,1,2,2-Tetrachloroethane	ND		ug/l	0.50	0.17	1
Benzene	ND		ug/l	0.50	0.16	1
Toluene	ND		ug/l	2.5	0.70	1
Ethylbenzene	ND		ug/l	2.5	0.70	1
Chloromethane	ND		ug/l	2.5	0.70	1
Bromomethane	ND		ug/l	2.5	0.70	1
Vinyl chloride	ND		ug/l	1.0	0.07	1
Chloroethane	ND		ug/l	2.5	0.70	1
1,1-Dichloroethene	ND		ug/l	0.50	0.17	1
trans-1,2-Dichloroethene	ND		ug/l	2.5	0.70	1
Trichloroethene	ND		ug/l	0.50	0.18	1
1,2-Dichlorobenzene	ND		ug/l	2.5	0.70	1

Project Name: GOULDS PUMPS, COBALT SITE **Lab Number:** L1814701

Project Number: 01257CBT.2018 **Report Date:** 05/02/18

SAMPLE RESULTS

Lab ID: L1814701-10 Date Collected: 04/24/18 00:00

Client ID: DUP-MW-X Date Received: 04/25/18

Sample Location: SENECA FALLS, NY Field Prep: Not Specified

Sample Depth:

Parameter	Result	Qualifier	Units	RL	MDL	Dilution Factor
Volatile Organics by GC/MS - Westborough Lab						
1,3-Dichlorobenzene	ND		ug/l	2.5	0.70	1
1,4-Dichlorobenzene	ND		ug/l	2.5	0.70	1
Methyl tert butyl ether	ND		ug/l	2.5	0.70	1
p/m-Xylene	ND		ug/l	2.5	0.70	1
o-Xylene	ND		ug/l	2.5	0.70	1
cis-1,2-Dichloroethene	ND		ug/l	2.5	0.70	1
Styrene	ND		ug/l	2.5	0.70	1
Dichlorodifluoromethane	ND		ug/l	5.0	1.0	1
Acetone	ND		ug/l	5.0	1.5	1
Carbon disulfide	ND		ug/l	5.0	1.0	1
2-Butanone	ND		ug/l	5.0	1.9	1
4-Methyl-2-pentanone	ND		ug/l	5.0	1.0	1
2-Hexanone	ND		ug/l	5.0	1.0	1
Bromochloromethane	ND		ug/l	2.5	0.70	1
1,2-Dibromoethane	ND		ug/l	2.0	0.65	1
1,2-Dibromo-3-chloropropane	ND		ug/l	2.5	0.70	1
Isopropylbenzene	ND		ug/l	2.5	0.70	1
1,2,3-Trichlorobenzene	ND		ug/l	2.5	0.70	1
1,2,4-Trichlorobenzene	ND		ug/l	2.5	0.70	1
Methyl Acetate	ND		ug/l	2.0	0.23	1
Cyclohexane	ND		ug/l	10	0.27	1
Freon-113	ND		ug/l	2.5	0.70	1
Methyl cyclohexane	ND		ug/l	10	0.40	1

Tentatively Identified Compounds

No Tentatively Identified Compounds	ND	ug/l	1

Surrogate	% Recovery	Qualifier	Acceptance Criteria
1,2-Dichloroethane-d4	101		70-130
Toluene-d8	97		70-130
4-Bromofluorobenzene	94		70-130
Dibromofluoromethane	100		70-130

Project Name: GOULDS PUMPS, COBALT SITE **Lab Number:** L1814701

Project Number: 01257CBT.2018 **Report Date:** 05/02/18

SAMPLE RESULTS

Lab ID: L1814701-11
Client ID: TRIP BLANK
Sample Location: SENECA FALLS, NY

Date Collected: 04/24/18 00:00
Date Received: 04/25/18
Field Prep: Not Specified

Sample Depth:
Matrix: Water
Analytical Method: 1,8260C
Analytical Date: 04/29/18 15:14
Analyst: JC

Parameter	Result	Qualifier	Units	RL	MDL	Dilution Factor
Volatile Organics by GC/MS - Westborough Lab						
Methylene chloride	ND		ug/l	2.5	0.70	1
1,1-Dichloroethane	ND		ug/l	2.5	0.70	1
Chloroform	ND		ug/l	2.5	0.70	1
Carbon tetrachloride	ND		ug/l	0.50	0.13	1
1,2-Dichloropropane	ND		ug/l	1.0	0.14	1
Dibromochloromethane	ND		ug/l	0.50	0.15	1
1,1,2-Trichloroethane	ND		ug/l	1.5	0.50	1
Tetrachloroethene	ND		ug/l	0.50	0.18	1
Chlorobenzene	ND		ug/l	2.5	0.70	1
Trichlorofluoromethane	ND		ug/l	2.5	0.70	1
1,2-Dichloroethane	ND		ug/l	0.50	0.13	1
1,1,1-Trichloroethane	ND		ug/l	2.5	0.70	1
Bromodichloromethane	ND		ug/l	0.50	0.19	1
trans-1,3-Dichloropropene	ND		ug/l	0.50	0.16	1
cis-1,3-Dichloropropene	ND		ug/l	0.50	0.14	1
Bromoform	ND		ug/l	2.0	0.65	1
1,1,2,2-Tetrachloroethane	ND		ug/l	0.50	0.17	1
Benzene	ND		ug/l	0.50	0.16	1
Toluene	ND		ug/l	2.5	0.70	1
Ethylbenzene	ND		ug/l	2.5	0.70	1
Chloromethane	ND		ug/l	2.5	0.70	1
Bromomethane	ND		ug/l	2.5	0.70	1
Vinyl chloride	ND		ug/l	1.0	0.07	1
Chloroethane	ND		ug/l	2.5	0.70	1
1,1-Dichloroethene	ND		ug/l	0.50	0.17	1
trans-1,2-Dichloroethene	ND		ug/l	2.5	0.70	1
Trichloroethene	ND		ug/l	0.50	0.18	1
1,2-Dichlorobenzene	ND		ug/l	2.5	0.70	1

Project Name: GOULDS PUMPS, COBALT SITE **Lab Number:** L1814701

Project Number: 01257CBT.2018 **Report Date:** 05/02/18

SAMPLE RESULTS

Lab ID: L1814701-11 Date Collected: 04/24/18 00:00

Client ID: TRIP BLANK Date Received: 04/25/18

Sample Location: SENECA FALLS, NY Field Prep: Not Specified

Sample Depth:

Parameter	Result	Qualifier	Units	RL	MDL	Dilution Factor
Volatile Organics by GC/MS - Westborough Lab						
1,3-Dichlorobenzene	ND		ug/l	2.5	0.70	1
1,4-Dichlorobenzene	ND		ug/l	2.5	0.70	1
Methyl tert butyl ether	ND		ug/l	2.5	0.70	1
p/m-Xylene	ND		ug/l	2.5	0.70	1
o-Xylene	ND		ug/l	2.5	0.70	1
cis-1,2-Dichloroethene	ND		ug/l	2.5	0.70	1
Styrene	ND		ug/l	2.5	0.70	1
Dichlorodifluoromethane	ND		ug/l	5.0	1.0	1
Acetone	ND		ug/l	5.0	1.5	1
Carbon disulfide	ND		ug/l	5.0	1.0	1
2-Butanone	ND		ug/l	5.0	1.9	1
4-Methyl-2-pentanone	ND		ug/l	5.0	1.0	1
2-Hexanone	ND		ug/l	5.0	1.0	1
Bromochloromethane	ND		ug/l	2.5	0.70	1
1,2-Dibromoethane	ND		ug/l	2.0	0.65	1
1,2-Dibromo-3-chloropropane	ND		ug/l	2.5	0.70	1
Isopropylbenzene	ND		ug/l	2.5	0.70	1
1,2,3-Trichlorobenzene	ND		ug/l	2.5	0.70	1
1,2,4-Trichlorobenzene	ND		ug/l	2.5	0.70	1
Methyl Acetate	ND		ug/l	2.0	0.23	1
Cyclohexane	ND		ug/l	10	0.27	1
Freon-113	ND		ug/l	2.5	0.70	1
Methyl cyclohexane	ND		ug/l	10	0.40	1

Tentatively Identified Compounds

No Tentatively Identified Compounds	ND	ug/l	1

Surrogate	% Recovery	Qualifier	Acceptance Criteria
1,2-Dichloroethane-d4	113		70-130
Toluene-d8	101		70-130
4-Bromofluorobenzene	105		70-130
Dibromofluoromethane	96		70-130

Project Name: GOULDS PUMPS, COBALT SITE **Lab Number:** L1814701

Project Number: 01257CBT.2018 **Report Date:** 05/02/18

SAMPLE RESULTS

Lab ID: L1814701-12
Client ID: FIELD BLANK
Sample Location: SENECA FALLS, NY

Date Collected: 04/24/18 15:20
Date Received: 04/25/18
Field Prep: Not Specified

Sample Depth:
Matrix: Water
Analytical Method: 1,8260C
Analytical Date: 04/29/18 15:43
Analyst: JC

Parameter	Result	Qualifier	Units	RL	MDL	Dilution Factor
Volatile Organics by GC/MS - Westborough Lab						
Methylene chloride	ND		ug/l	2.5	0.70	1
1,1-Dichloroethane	ND		ug/l	2.5	0.70	1
Chloroform	ND		ug/l	2.5	0.70	1
Carbon tetrachloride	ND		ug/l	0.50	0.13	1
1,2-Dichloropropane	ND		ug/l	1.0	0.14	1
Dibromochloromethane	ND		ug/l	0.50	0.15	1
1,1,2-Trichloroethane	ND		ug/l	1.5	0.50	1
Tetrachloroethene	ND		ug/l	0.50	0.18	1
Chlorobenzene	ND		ug/l	2.5	0.70	1
Trichlorofluoromethane	ND		ug/l	2.5	0.70	1
1,2-Dichloroethane	ND		ug/l	0.50	0.13	1
1,1,1-Trichloroethane	ND		ug/l	2.5	0.70	1
Bromodichloromethane	ND		ug/l	0.50	0.19	1
trans-1,3-Dichloropropene	ND		ug/l	0.50	0.16	1
cis-1,3-Dichloropropene	ND		ug/l	0.50	0.14	1
Bromoform	ND		ug/l	2.0	0.65	1
1,1,2,2-Tetrachloroethane	ND		ug/l	0.50	0.17	1
Benzene	ND		ug/l	0.50	0.16	1
Toluene	ND		ug/l	2.5	0.70	1
Ethylbenzene	ND		ug/l	2.5	0.70	1
Chloromethane	ND		ug/l	2.5	0.70	1
Bromomethane	ND		ug/l	2.5	0.70	1
Vinyl chloride	ND		ug/l	1.0	0.07	1
Chloroethane	ND		ug/l	2.5	0.70	1
1,1-Dichloroethene	ND		ug/l	0.50	0.17	1
trans-1,2-Dichloroethene	ND		ug/l	2.5	0.70	1
Trichloroethene	ND		ug/l	0.50	0.18	1
1,2-Dichlorobenzene	ND		ug/l	2.5	0.70	1

Project Name: GOULDS PUMPS, COBALT SITE **Lab Number:** L1814701

Project Number: 01257CBT.2018 **Report Date:** 05/02/18

SAMPLE RESULTS

Lab ID: L1814701-12 Date Collected: 04/24/18 15:20

Client ID: FIELD BLANK Date Received: 04/25/18

Sample Location: SENECA FALLS, NY Field Prep: Not Specified

Sample Depth:

Parameter	Result	Qualifier	Units	RL	MDL	Dilution Factor
Volatile Organics by GC/MS - Westborough Lab						
1,3-Dichlorobenzene	ND		ug/l	2.5	0.70	1
1,4-Dichlorobenzene	ND		ug/l	2.5	0.70	1
Methyl tert butyl ether	ND		ug/l	2.5	0.70	1
p/m-Xylene	ND		ug/l	2.5	0.70	1
o-Xylene	ND		ug/l	2.5	0.70	1
cis-1,2-Dichloroethene	ND		ug/l	2.5	0.70	1
Styrene	ND		ug/l	2.5	0.70	1
Dichlorodifluoromethane	ND		ug/l	5.0	1.0	1
Acetone	5.8		ug/l	5.0	1.5	1
Carbon disulfide	ND		ug/l	5.0	1.0	1
2-Butanone	ND		ug/l	5.0	1.9	1
4-Methyl-2-pentanone	ND		ug/l	5.0	1.0	1
2-Hexanone	ND		ug/l	5.0	1.0	1
Bromochloromethane	ND		ug/l	2.5	0.70	1
1,2-Dibromoethane	ND		ug/l	2.0	0.65	1
1,2-Dibromo-3-chloropropane	ND		ug/l	2.5	0.70	1
Isopropylbenzene	ND		ug/l	2.5	0.70	1
1,2,3-Trichlorobenzene	ND		ug/l	2.5	0.70	1
1,2,4-Trichlorobenzene	ND		ug/l	2.5	0.70	1
Methyl Acetate	ND		ug/l	2.0	0.23	1
Cyclohexane	ND		ug/l	10	0.27	1
Freon-113	ND		ug/l	2.5	0.70	1
Methyl cyclohexane	ND		ug/l	10	0.40	1

Tentatively Identified Compounds

Total TIC Compounds	4.24	J	ug/l	1
Unknown Alkane	4.24	J	ug/l	1

Surrogate	% Recovery	Qualifier	Acceptance Criteria
1,2-Dichloroethane-d4	113		70-130
Toluene-d8	101		70-130
4-Bromofluorobenzene	106		70-130
Dibromofluoromethane	96		70-130

Project Name: GOULDS PUMPS, COBALT SITE **Lab Number:** L1814701

Project Number: 01257CBT.2018 **Report Date:** 05/02/18

Method Blank Analysis
Batch Quality Control

Analytical Method: 1,8260C
Analytical Date: 04/28/18 10:57
Analyst: MKS

Parameter	Result	Qualifier	Units	RL	MDL
Volatile Organics by GC/MS - Westborough Lab for sample(s): 01-04,06-07 Batch: WG1110866-5					
Methylene chloride	ND		ug/l	2.5	0.70
1,1-Dichloroethane	ND		ug/l	2.5	0.70
Chloroform	ND		ug/l	2.5	0.70
Carbon tetrachloride	ND		ug/l	0.50	0.13
1,2-Dichloropropane	ND		ug/l	1.0	0.14
Dibromochloromethane	ND		ug/l	0.50	0.15
1,1,2-Trichloroethane	ND		ug/l	1.5	0.50
Tetrachloroethene	ND		ug/l	0.50	0.18
Chlorobenzene	ND		ug/l	2.5	0.70
Trichlorofluoromethane	ND		ug/l	2.5	0.70
1,2-Dichloroethane	ND		ug/l	0.50	0.13
1,1,1-Trichloroethane	ND		ug/l	2.5	0.70
Bromodichloromethane	ND		ug/l	0.50	0.19
trans-1,3-Dichloropropene	ND		ug/l	0.50	0.16
cis-1,3-Dichloropropene	ND		ug/l	0.50	0.14
Bromoform	ND		ug/l	2.0	0.65
1,1,2,2-Tetrachloroethane	ND		ug/l	0.50	0.17
Benzene	ND		ug/l	0.50	0.16
Toluene	ND		ug/l	2.5	0.70
Ethylbenzene	ND		ug/l	2.5	0.70
Chloromethane	ND		ug/l	2.5	0.70
Bromomethane	ND		ug/l	2.5	0.70
Vinyl chloride	ND		ug/l	1.0	0.07
Chloroethane	ND		ug/l	2.5	0.70
1,1-Dichloroethene	ND		ug/l	0.50	0.17
trans-1,2-Dichloroethene	ND		ug/l	2.5	0.70
Trichloroethene	ND		ug/l	0.50	0.18
1,2-Dichlorobenzene	ND		ug/l	2.5	0.70
1,3-Dichlorobenzene	ND		ug/l	2.5	0.70

Project Name: GOULDS PUMPS, COBALT SITE **Lab Number:** L1814701

Project Number: 01257CBT.2018 **Report Date:** 05/02/18

Method Blank Analysis
Batch Quality Control

Analytical Method: 1,8260C
Analytical Date: 04/28/18 10:57
Analyst: MKS

Parameter	Result	Qualifier	Units	RL	MDL
Volatile Organics by GC/MS - Westborough Lab for sample(s): 01-04,06-07 Batch: WG1110866-5					
1,4-Dichlorobenzene	ND		ug/l	2.5	0.70
Methyl tert butyl ether	ND		ug/l	2.5	0.70
p/m-Xylene	ND		ug/l	2.5	0.70
o-Xylene	ND		ug/l	2.5	0.70
cis-1,2-Dichloroethene	ND		ug/l	2.5	0.70
Styrene	ND		ug/l	2.5	0.70
Dichlorodifluoromethane	ND		ug/l	5.0	1.0
Acetone	ND		ug/l	5.0	1.5
Carbon disulfide	ND		ug/l	5.0	1.0
2-Butanone	ND		ug/l	5.0	1.9
4-Methyl-2-pentanone	ND		ug/l	5.0	1.0
2-Hexanone	ND		ug/l	5.0	1.0
Bromochloromethane	ND		ug/l	2.5	0.70
1,2-Dibromoethane	ND		ug/l	2.0	0.65
1,2-Dibromo-3-chloropropane	ND		ug/l	2.5	0.70
Isopropylbenzene	ND		ug/l	2.5	0.70
1,2,3-Trichlorobenzene	ND		ug/l	2.5	0.70
1,2,4-Trichlorobenzene	ND		ug/l	2.5	0.70
Methyl Acetate	ND		ug/l	2.0	0.23
Cyclohexane	ND		ug/l	10	0.27
Freon-113	ND		ug/l	2.5	0.70
Methyl cyclohexane	ND		ug/l	10	0.40

Tentatively Identified Compounds

No Tentatively Identified Compounds	ND	ug/l

Project Name: GOULDS PUMPS, COBALT SITE **Lab Number:** L1814701

Project Number: 01257CBT.2018 **Report Date:** 05/02/18

Method Blank Analysis
Batch Quality Control

Analytical Method: 1,8260C
Analytical Date: 04/28/18 10:57
Analyst: MKS

Parameter	Result	Qualifier	Units	RL	MDL
Volatile Organics by GC/MS - Westborough Lab for sample(s): 01-04,06-07 Batch: WG1110866-5					

Surrogate	%Recovery	Qualifier	Acceptance Criteria
1,2-Dichloroethane-d4	102		70-130
Toluene-d8	97		70-130
4-Bromofluorobenzene	96		70-130
Dibromofluoromethane	99		70-130

Project Name: GOULDS PUMPS, COBALT SITE **Lab Number:** L1814701

Project Number: 01257CBT.2018 **Report Date:** 05/02/18

Method Blank Analysis
Batch Quality Control

Analytical Method: 1,8260C
Analytical Date: 04/29/18 14:45
Analyst: PD

Parameter	Result	Qualifier	Units	RL	MDL
Volatile Organics by GC/MS - Westborough Lab for sample(s): 05,11-12 Batch: WG1110922-5					
Methylene chloride	ND		ug/l	2.5	0.70
1,1-Dichloroethane	ND		ug/l	2.5	0.70
Chloroform	ND		ug/l	2.5	0.70
Carbon tetrachloride	ND		ug/l	0.50	0.13
1,2-Dichloropropane	ND		ug/l	1.0	0.14
Dibromochloromethane	ND		ug/l	0.50	0.15
1,1,2-Trichloroethane	ND		ug/l	1.5	0.50
Tetrachloroethene	ND		ug/l	0.50	0.18
Chlorobenzene	ND		ug/l	2.5	0.70
Trichlorofluoromethane	ND		ug/l	2.5	0.70
1,2-Dichloroethane	ND		ug/l	0.50	0.13
1,1,1-Trichloroethane	ND		ug/l	2.5	0.70
Bromodichloromethane	ND		ug/l	0.50	0.19
trans-1,3-Dichloropropene	ND		ug/l	0.50	0.16
cis-1,3-Dichloropropene	ND		ug/l	0.50	0.14
Bromoform	ND		ug/l	2.0	0.65
1,1,2,2-Tetrachloroethane	ND		ug/l	0.50	0.17
Benzene	ND		ug/l	0.50	0.16
Toluene	ND		ug/l	2.5	0.70
Ethylbenzene	ND		ug/l	2.5	0.70
Chloromethane	ND		ug/l	2.5	0.70
Bromomethane	ND		ug/l	2.5	0.70
Vinyl chloride	ND		ug/l	1.0	0.07
Chloroethane	ND		ug/l	2.5	0.70
1,1-Dichloroethene	ND		ug/l	0.50	0.17
trans-1,2-Dichloroethene	ND		ug/l	2.5	0.70
Trichloroethene	ND		ug/l	0.50	0.18
1,2-Dichlorobenzene	ND		ug/l	2.5	0.70
1,3-Dichlorobenzene	ND		ug/l	2.5	0.70

Project Name: GOULDS PUMPS, COBALT SITE **Lab Number:** L1814701

Project Number: 01257CBT.2018 **Report Date:** 05/02/18

Method Blank Analysis
Batch Quality Control

Analytical Method: 1,8260C
Analytical Date: 04/29/18 14:45
Analyst: PD

Parameter	Result	Qualifier	Units	RL	MDL
Volatile Organics by GC/MS - Westborough Lab for sample(s): 05,11-12 Batch: WG1110922-5					
1,4-Dichlorobenzene	ND		ug/l	2.5	0.70
Methyl tert butyl ether	ND		ug/l	2.5	0.70
p/m-Xylene	ND		ug/l	2.5	0.70
o-Xylene	ND		ug/l	2.5	0.70
cis-1,2-Dichloroethene	ND		ug/l	2.5	0.70
Styrene	ND		ug/l	2.5	0.70
Dichlorodifluoromethane	ND		ug/l	5.0	1.0
Acetone	ND		ug/l	5.0	1.5
Carbon disulfide	ND		ug/l	5.0	1.0
2-Butanone	ND		ug/l	5.0	1.9
4-Methyl-2-pentanone	ND		ug/l	5.0	1.0
2-Hexanone	ND		ug/l	5.0	1.0
Bromochloromethane	ND		ug/l	2.5	0.70
1,2-Dibromoethane	ND		ug/l	2.0	0.65
1,2-Dibromo-3-chloropropane	ND		ug/l	2.5	0.70
Isopropylbenzene	ND		ug/l	2.5	0.70
1,2,3-Trichlorobenzene	ND		ug/l	2.5	0.70
1,2,4-Trichlorobenzene	ND		ug/l	2.5	0.70
Methyl Acetate	ND		ug/l	2.0	0.23
Cyclohexane	ND		ug/l	10	0.27
Freon-113	ND		ug/l	2.5	0.70
Methyl cyclohexane	ND		ug/l	10	0.40

Tentatively Identified Compounds

No Tentatively Identified Compounds	ND	ug/l

Project Name: GOULDS PUMPS, COBALT SITE **Lab Number:** L1814701

Project Number: 01257CBT.2018 **Report Date:** 05/02/18

Method Blank Analysis
Batch Quality Control

Analytical Method: 1,8260C
Analytical Date: 04/29/18 14:45
Analyst: PD

Parameter	Result	Qualifier	Units	RL	MDL
Volatile Organics by GC/MS - Westborough Lab for sample(s): 05,11-12 Batch: WG1110922-5					

Surrogate	%Recovery	Qualifier	Acceptance Criteria
1,2-Dichloroethane-d4	112		70-130
Toluene-d8	102		70-130
4-Bromofluorobenzene	106		70-130
Dibromofluoromethane	95		70-130

Project Name: GOULDS PUMPS, COBALT SITE **Lab Number:** L1814701

Project Number: 01257CBT.2018 **Report Date:** 05/02/18

Method Blank Analysis
Batch Quality Control

Analytical Method: 1,8260C
Analytical Date: 04/28/18 14:01
Analyst: MKS

Parameter	Result	Qualifier	Units	RL	MDL
Volatile Organics by GC/MS - Westborough Lab for sample(s): 08-10 Batch: WG1110945-5					
Methylene chloride	ND		ug/l	2.5	0.70
1,1-Dichloroethane	ND		ug/l	2.5	0.70
Chloroform	ND		ug/l	2.5	0.70
Carbon tetrachloride	ND		ug/l	0.50	0.13
1,2-Dichloropropane	ND		ug/l	1.0	0.14
Dibromochloromethane	ND		ug/l	0.50	0.15
1,1,2-Trichloroethane	ND		ug/l	1.5	0.50
Tetrachloroethene	ND		ug/l	0.50	0.18
Chlorobenzene	ND		ug/l	2.5	0.70
Trichlorofluoromethane	ND		ug/l	2.5	0.70
1,2-Dichloroethane	ND		ug/l	0.50	0.13
1,1,1-Trichloroethane	ND		ug/l	2.5	0.70
Bromodichloromethane	ND		ug/l	0.50	0.19
trans-1,3-Dichloropropene	ND		ug/l	0.50	0.16
cis-1,3-Dichloropropene	ND		ug/l	0.50	0.14
Bromoform	ND		ug/l	2.0	0.65
1,1,2,2-Tetrachloroethane	ND		ug/l	0.50	0.17
Benzene	ND		ug/l	0.50	0.16
Toluene	ND		ug/l	2.5	0.70
Ethylbenzene	ND		ug/l	2.5	0.70
Chloromethane	ND		ug/l	2.5	0.70
Bromomethane	ND		ug/l	2.5	0.70
Vinyl chloride	ND		ug/l	1.0	0.07
Chloroethane	ND		ug/l	2.5	0.70
1,1-Dichloroethene	ND		ug/l	0.50	0.17
trans-1,2-Dichloroethene	ND		ug/l	2.5	0.70
Trichloroethene	ND		ug/l	0.50	0.18
1,2-Dichlorobenzene	ND		ug/l	2.5	0.70
1,3-Dichlorobenzene	ND		ug/l	2.5	0.70

Project Name: GOULDS PUMPS, COBALT SITE **Lab Number:** L1814701

Project Number: 01257CBT.2018 **Report Date:** 05/02/18

Method Blank Analysis
Batch Quality Control

Analytical Method: 1,8260C
Analytical Date: 04/28/18 14:01
Analyst: MKS

Parameter	Result	Qualifier	Units	RL	MDL
Volatile Organics by GC/MS - Westborough Lab for sample(s): 08-10 Batch: WG1110945-5					
1,4-Dichlorobenzene	ND		ug/l	2.5	0.70
Methyl tert butyl ether	ND		ug/l	2.5	0.70
p/m-Xylene	ND		ug/l	2.5	0.70
o-Xylene	ND		ug/l	2.5	0.70
cis-1,2-Dichloroethene	ND		ug/l	2.5	0.70
Styrene	ND		ug/l	2.5	0.70
Dichlorodifluoromethane	ND		ug/l	5.0	1.0
Acetone	ND		ug/l	5.0	1.5
Carbon disulfide	ND		ug/l	5.0	1.0
2-Butanone	ND		ug/l	5.0	1.9
4-Methyl-2-pentanone	ND		ug/l	5.0	1.0
2-Hexanone	ND		ug/l	5.0	1.0
Bromochloromethane	ND		ug/l	2.5	0.70
1,2-Dibromoethane	ND		ug/l	2.0	0.65
1,2-Dibromo-3-chloropropane	ND		ug/l	2.5	0.70
Isopropylbenzene	ND		ug/l	2.5	0.70
1,2,3-Trichlorobenzene	ND		ug/l	2.5	0.70
1,2,4-Trichlorobenzene	ND		ug/l	2.5	0.70
Methyl Acetate	ND		ug/l	2.0	0.23
Cyclohexane	ND		ug/l	10	0.27
Freon-113	ND		ug/l	2.5	0.70
Methyl cyclohexane	ND		ug/l	10	0.40

Tentatively Identified Compounds

No Tentatively Identified Compounds	ND	ug/l

Project Name: GOULDS PUMPS, COBALT SITE **Lab Number:** L1814701

Project Number: 01257CBT.2018 **Report Date:** 05/02/18

Method Blank Analysis
Batch Quality Control

Analytical Method: 1,8260C
Analytical Date: 04/28/18 14:01
Analyst: MKS

Parameter	Result	Qualifier	Units	RL	MDL
Volatile Organics by GC/MS - Westborough Lab for sample(s): 08-10 Batch: WG1110945-5					

Surrogate	%Recovery	Qualifier	Acceptance Criteria
1,2-Dichloroethane-d4	104		70-130
Toluene-d8	98		70-130
4-Bromofluorobenzene	93		70-130
Dibromofluoromethane	102		70-130

Lab Control Sample Analysis
Batch Quality Control

Project Name: GOULDS PUMPS, COBALT SITE
Project Number: 01257CBT.2018
Lab Number: L1814701
Report Date: 05/02/18

Parameter	LCS %Recovery	Qual	LCSD %Recovery	Qual	%Recovery Limits	RPD	Qual	RPD Limits
Volatile Organics by GC/MS - Westborough Lab Associated sample(s): 01-04,06-07 Batch: WG1110866-3 WG1110866-4								
Methylene chloride	110		100		70-130	10		20
1,1-Dichloroethane	110		99		70-130	11		20
Chloroform	100		100		70-130	0		20
Carbon tetrachloride	110		100		63-132	10		20
1,2-Dichloropropane	100		100		70-130	0		20
Dibromochloromethane	99		100		63-130	1		20
1,1,2-Trichloroethane	100		100		70-130	0		20
Tetrachloroethene	110		110		70-130	0		20
Chlorobenzene	100		100		75-130	0		20
Trichlorofluoromethane	130		120		62-150	8		20
1,2-Dichloroethane	100		100		70-130	0		20
1,1,1-Trichloroethane	110		100		67-130	10		20
Bromodichloromethane	100		100		67-130	0		20
trans-1,3-Dichloropropene	100		100		70-130	0		20
cis-1,3-Dichloropropene	100		100		70-130	0		20
Bromoform	96		100		54-136	4		20
1,1,2,2-Tetrachloroethane	93		100		67-130	7		20
Benzene	110		100		70-130	10		20
Toluene	100		98		70-130	2		20
Ethylbenzene	110		100		70-130	10		20
Chloromethane	120		110		64-130	9		20
Bromomethane	98		100		39-139	2		20
Vinyl chloride	120		100		55-140	18		20

Lab Control Sample Analysis
Batch Quality Control

Project Name: GOULDS PUMPS, COBALT SITE
Project Number: 01257CBT.2018
Lab Number: L1814701
Report Date: 05/02/18

Parameter	LCS %Recovery	Qual	LCSD %Recovery	Qual	%Recovery Limits	RPD	Qual	RPD Limits
Volatile Organics by GC/MS - Westborough Lab Associated sample(s): 01-04,06-07 Batch: WG1110866-3 WG1110866-4								
Chloroethane	120		99		55-138	19		20
1,1-Dichloroethene	120		110		61-145	9		20
trans-1,2-Dichloroethene	110		100		70-130	10		20
Trichloroethene	110		100		70-130	10		20
1,2-Dichlorobenzene	99		99		70-130	0		20
1,3-Dichlorobenzene	100		99		70-130	1		20
1,4-Dichlorobenzene	99		98		70-130	1		20
Methyl tert butyl ether	100		110		63-130	10		20
p/m-Xylene	110		105		70-130	5		20
o-Xylene	110		105		70-130	5		20
cis-1,2-Dichloroethene	100		100		70-130	0		20
Styrene	110		110		70-130	0		20
Dichlorodifluoromethane	140		130		36-147	7		20
Acetone	97		110		58-148	13		20
Carbon disulfide	120		110		51-130	9		20
2-Butanone	87		110		63-138	**23**	Q	20
4-Methyl-2-pentanone	94		110		59-130	16		20
2-Hexanone	88		110		57-130	**22**	Q	20
Bromochloromethane	110		110		70-130	0		20
1,2-Dibromoethane	99		100		70-130	1		20
1,2-Dibromo-3-chloropropane	92		100		41-144	8		20
Isopropylbenzene	110		100		70-130	10		20
1,2,3-Trichlorobenzene	96		110		70-130	14		20

Lab Control Sample Analysis
Batch Quality Control

Project Name: GOULDS PUMPS, COBALT SITE
Project Number: 01257CBT.2018
Lab Number: L1814701
Report Date: 05/02/18

Parameter	LCS %Recovery	Qual	LCSD %Recovery	Qual	%Recovery Limits	RPD	Qual	RPD Limits
Volatile Organics by GC/MS - Westborough Lab Associated sample(s): 01-04,06-07 Batch: WG1110866-3 WG1110866-4								
1,2,4-Trichlorobenzene	98		100		70-130	2		20
Methyl Acetate	100		110		70-130	10		20
Cyclohexane	120		110		70-130	9		20
Freon-113	130		120		70-130	8		20
Methyl cyclohexane	120		110		70-130	9		20

Surrogate	LCS %Recovery	Qual	LCSD %Recovery	Qual	Acceptance Criteria
1,2-Dichloroethane-d4	98		100		70-130
Toluene-d8	99		98		70-130
4-Bromofluorobenzene	95		95		70-130
Dibromofluoromethane	103		103		70-130

Lab Control Sample Analysis
Batch Quality Control

Project Name: GOULDS PUMPS, COBALT SITE
Project Number: 01257CBT.2018
Lab Number: L1814701
Report Date: 05/02/18

Parameter	LCS %Recovery	Qual	LCSD %Recovery	Qual	%Recovery Limits	RPD	Qual	RPD Limits
Volatile Organics by GC/MS - Westborough Lab Associated sample(s): 05,11-12 Batch: WG1110922-3 WG1110922-4								
Methylene chloride	100		90		70-130	11		20
1,1-Dichloroethane	110		98		70-130	12		20
Chloroform	100		94		70-130	6		20
Carbon tetrachloride	100		89		63-132	12		20
1,2-Dichloropropane	110		97		70-130	13		20
Dibromochloromethane	110		92		63-130	18		20
1,1,2-Trichloroethane	110		96		70-130	14		20
Tetrachloroethene	110		91		70-130	19		20
Chlorobenzene	110		95		75-130	15		20
Trichlorofluoromethane	110		99		62-150	11		20
1,2-Dichloroethane	120		110		70-130	9		20
1,1,1-Trichloroethane	110		96		67-130	14		20
Bromodichloromethane	110		94		67-130	16		20
trans-1,3-Dichloropropene	110		98		70-130	12		20
cis-1,3-Dichloropropene	110		94		70-130	16		20
Bromoform	99		86		54-136	14		20
1,1,2,2-Tetrachloroethane	120		100		67-130	18		20
Benzene	110		95		70-130	15		20
Toluene	110		94		70-130	16		20
Ethylbenzene	110		94		70-130	16		20
Chloromethane	120		110		64-130	9		20
Bromomethane	87		83		39-139	5		20
Vinyl chloride	120		100		55-140	18		20

Lab Control Sample Analysis
Batch Quality Control

Project Name: GOULDS PUMPS, COBALT SITE
Project Number: 01257CBT.2018
Lab Number: L1814701
Report Date: 05/02/18

Parameter	LCS %Recovery	Qual	LCSD %Recovery	Qual	%Recovery Limits	RPD	Qual	RPD Limits
Volatile Organics by GC/MS - Westborough Lab Associated sample(s): 05,11-12 Batch: WG1110922-3 WG1110922-4								
Chloroethane	100		92		55-138	8		20
1,1-Dichloroethene	110		96		61-145	14		20
trans-1,2-Dichloroethene	110		94		70-130	16		20
Trichloroethene	110		94		70-130	16		20
1,2-Dichlorobenzene	110		95		70-130	15		20
1,3-Dichlorobenzene	110		94		70-130	16		20
1,4-Dichlorobenzene	110		93		70-130	17		20
Methyl tert butyl ether	100		92		63-130	8		20
p/m-Xylene	105		90		70-130	15		20
o-Xylene	105		90		70-130	15		20
cis-1,2-Dichloroethene	100		94		70-130	6		20
Styrene	105		90		70-130	15		20
Dichlorodifluoromethane	120		100		36-147	18		20
Acetone	120		100		58-148	18		20
Carbon disulfide	110		96		51-130	14		20
2-Butanone	110		93		63-138	17		20
4-Methyl-2-pentanone	110		91		59-130	19		20
2-Hexanone	130		100		57-130	**26**	Q	20
Bromochloromethane	100		94		70-130	6		20
1,2-Dibromoethane	110		97		70-130	13		20
1,2-Dibromo-3-chloropropane	100		86		41-144	15		20
Isopropylbenzene	110		96		70-130	14		20
1,2,3-Trichlorobenzene	99		85		70-130	15		20

Lab Control Sample Analysis
Batch Quality Control

Project Name: GOULDS PUMPS, COBALT SITE
Project Number: 01257CBT.2018
Lab Number: L1814701
Report Date: 05/02/18

Parameter	LCS %Recovery	Qual	LCSD %Recovery	Qual	%Recovery Limits	RPD	Qual	RPD Limits
Volatile Organics by GC/MS - Westborough Lab Associated sample(s): 05,11-12 Batch: WG1110922-3 WG1110922-4								
1,2,4-Trichlorobenzene	100		90		70-130	11		20
Methyl Acetate	120		100		70-130	18		20
Cyclohexane	110		92		70-130	18		20
Freon-113	100		90		70-130	11		20
Methyl cyclohexane	100		84		70-130	17		20

Surrogate	LCS %Recovery	Qual	LCSD %Recovery	Qual	Acceptance Criteria
1,2-Dichloroethane-d4	114		112		70-130
Toluene-d8	102		102		70-130
4-Bromofluorobenzene	105		106		70-130
Dibromofluoromethane	99		98		70-130

Lab Control Sample Analysis
Batch Quality Control

Project Name: GOULDS PUMPS, COBALT SITE
Project Number: 01257CBT.2018

Lab Number: L1814701
Report Date: 05/02/18

Parameter	LCS %Recovery	Qual	LCSD %Recovery	Qual	%Recovery Limits	RPD	Qual	RPD Limits
Volatile Organics by GC/MS - Westborough Lab Associated sample(s): 08-10 Batch: WG1110945-3 WG1110945-4								
Methylene chloride	97		100		70-130	3		20
1,1-Dichloroethane	91		96		70-130	5		20
Chloroform	92		97		70-130	5		20
Carbon tetrachloride	94		100		63-132	6		20
1,2-Dichloropropane	89		95		70-130	7		20
Dibromochloromethane	98		100		63-130	2		20
1,1,2-Trichloroethane	96		98		70-130	2		20
Tetrachloroethene	94		100		70-130	6		20
Chlorobenzene	89		98		75-130	10		20
Trichlorofluoromethane	98		100		62-150	2		20
1,2-Dichloroethane	100		100		70-130	0		20
1,1,1-Trichloroethane	95		99		67-130	4		20
Bromodichloromethane	92		98		67-130	6		20
trans-1,3-Dichloropropene	97		100		70-130	3		20
cis-1,3-Dichloropropene	93		97		70-130	4		20
Bromoform	100		110		54-136	10		20
1,1,2,2-Tetrachloroethane	100		100		67-130	0		20
Benzene	86		90		70-130	5		20
Toluene	85		94		70-130	10		20
Ethylbenzene	88		98		70-130	11		20
Chloromethane	84		88		64-130	5		20
Bromomethane	86		79		39-139	8		20
Vinyl chloride	93		89		55-140	4		20

Lab Control Sample Analysis
Batch Quality Control

Project Name: GOULDS PUMPS, COBALT SITE
Project Number: 01257CBT.2018

Lab Number: L1814701
Report Date: 05/02/18

Parameter	LCS %Recovery	Qual	LCSD %Recovery	Qual	%Recovery Limits	RPD	Qual	RPD Limits
Volatile Organics by GC/MS - Westborough Lab Associated sample(s): 08-10 Batch: WG1110945-3 WG1110945-4								
Chloroethane	100		100		55-138	0		20
1,1-Dichloroethene	92		99		61-145	7		20
trans-1,2-Dichloroethene	95		98		70-130	3		20
Trichloroethene	92		96		70-130	4		20
1,2-Dichlorobenzene	94		100		70-130	6		20
1,3-Dichlorobenzene	95		100		70-130	5		20
1,4-Dichlorobenzene	93		98		70-130	5		20
Methyl tert butyl ether	110		110		63-130	0		20
p/m-Xylene	105		110		70-130	5		20
o-Xylene	90		100		70-130	11		20
cis-1,2-Dichloroethene	95		98		70-130	3		20
Styrene	90		100		70-130	11		20
Dichlorodifluoromethane	85		90		36-147	6		20
Acetone	**170**	Q	**170**	Q	58-148	0		20
Carbon disulfide	89		93		51-130	4		20
2-Butanone	130		130		63-138	0		20
4-Methyl-2-pentanone	120		120		59-130	0		20
2-Hexanone	120		120		57-130	0		20
Bromochloromethane	96		100		70-130	4		20
1,2-Dibromoethane	98		100		70-130	2		20
1,2-Dibromo-3-chloropropane	110		110		41-144	0		20
Isopropylbenzene	88		98		70-130	11		20
1,2,3-Trichlorobenzene	97		100		70-130	3		20

Lab Control Sample Analysis
Batch Quality Control

Project Name: GOULDS PUMPS, COBALT SITE
Project Number: 01257CBT.2018
Lab Number: L1814701
Report Date: 05/02/18

Parameter	LCS %Recovery	Qual	LCSD %Recovery	Qual	%Recovery Limits	RPD	Qual	RPD Limits
Volatile Organics by GC/MS - Westborough Lab Associated sample(s): 08-10 Batch: WG1110945-3 WG1110945-4								
1,2,4-Trichlorobenzene	96		100		70-130	4		20
Methyl Acetate	120		120		70-130	0		20
Cyclohexane	88		94		70-130	7		20
Freon-113	95		100		70-130	5		20
Methyl cyclohexane	91		99		70-130	8		20

Surrogate	LCS %Recovery	Qual	LCSD %Recovery	Qual	Acceptance Criteria
1,2-Dichloroethane-d4	102		100		70-130
Toluene-d8	98		97		70-130
4-Bromofluorobenzene	96		95		70-130
Dibromofluoromethane	105		98		70-130

Matrix Spike Analysis

Batch Quality Control

Project Name: GOULDS PUMPS, COBALT SITE

Project Number: 01257CBT.2018

Lab Number: L1814701

Report Date: 05/02/18

Parameter	Native Sample	MS Added	MS Found	MS %Recovery	Qual	MSD Found	MSD %Recovery	Qual	Recovery Limits	RPD	Qual	RPD Limits
Volatile Organics by GC/MS - Westborough Lab Associated sample(s): 01-04,06-07 QC Batch ID: WG1110866-6 WG1110866-7 QC Sample: L1814701-01 Client ID: TW/BRW-01R												
Methylene chloride	ND	10	10	100		11	110		70-130	10		20
1,1-Dichloroethane	ND	10	10	100		12	120		70-130	18		20
Chloroform	ND	10	9.8	98		11	110		70-130	12		20
Carbon tetrachloride	ND	10	10	100		12	120		63-132	18		20
1,2-Dichloropropane	ND	10	9.6	96		10	100		70-130	4		20
Dibromochloromethane	ND	10	9.1	91		10	100		63-130	9		20
1,1,2-Trichloroethane	ND	10	9.6	96		11	110		70-130	14		20
Tetrachloroethene	ND	10	10	100		11	110		70-130	10		20
Chlorobenzene	ND	10	9.5	95		10	100		75-130	5		20
Trichlorofluoromethane	ND	10	13	130		15	150		62-150	14		20
1,2-Dichloroethane	ND	10	10	100		11	110		70-130	10		20
1,1,1-Trichloroethane	ND	10	11	110		12	120		67-130	9		20
Bromodichloromethane	ND	10	9.7	97		11	110		67-130	13		20
trans-1,3-Dichloropropene	ND	10	8.9	89		10	100		70-130	12		20
cis-1,3-Dichloropropene	ND	10	8.8	88		10	100		70-130	13		20
Bromoform	ND	10	9.2	92		11	110		54-136	18		20
1,1,2,2-Tetrachloroethane	ND	10	9.2	92		11	110		67-130	18		20
Benzene	ND	10	10	100		11	110		70-130	10		20
Toluene	ND	10	9.6	96		11	110		70-130	14		20
Ethylbenzene	ND	10	9.8	98		11	110		70-130	12		20
Chloromethane	ND	10	9.7	97		11	110		64-130	13		20
Bromomethane	ND	10	5.5	55		8.1	81		39-139	**38**	Q	20
Vinyl chloride	ND	10	10	100		12	120		55-140	18		20

Matrix Spike Analysis

Batch Quality Control

Project Name: GOULDS PUMPS, COBALT SITE

Project Number: 01257CBT.2018

Lab Number: L1814701

Report Date: 05/02/18

Parameter	Native Sample	MS Added	MS Found	MS %Recovery	Qual	MSD Found	MSD %Recovery	Qual	Recovery Limits	RPD	Qual	RPD Limits
Volatile Organics by GC/MS - Westborough Lab Associated sample(s): 01-04,06-07 QC Batch ID: WG1110866-6 WG1110866-7 QC Sample: L1814701-01 Client ID: TW/BRW-01R												
Chloroethane	ND	10	9.8	98		11	110		55-138	12		20
1,1-Dichloroethene	ND	10	11	110		12	120		61-145	9		20
trans-1,2-Dichloroethene	ND	10	10	100		11	110		70-130	10		20
Trichloroethene	ND	10	10	100		12	120		70-130	18		20
1,2-Dichlorobenzene	ND	10	9.2	92		10	100		70-130	8		20
1,3-Dichlorobenzene	ND	10	9.3	93		10	100		70-130	7		20
1,4-Dichlorobenzene	ND	10	9.1	91		10	100		70-130	9		20
Methyl tert butyl ether	ND	10	10	100		12	120		63-130	18		20
p/m-Xylene	ND	20	20	100		22	110		70-130	10		20
o-Xylene	ND	20	20	100		23	115		70-130	14		20
cis-1,2-Dichloroethene	ND	10	9.7	97		11	110		70-130	13		20
Styrene	ND	20	20	100		23	115		70-130	14		20
Dichlorodifluoromethane	ND	10	12	120		13	130		36-147	8		20
Acetone	ND	10	11	110		13	130		58-148	17		20
Carbon disulfide	ND	10	11	110		12	120		51-130	9		20
2-Butanone	ND	10	10	100		11	110		63-138	10		20
4-Methyl-2-pentanone	ND	10	8.9	89		11	110		59-130	**21**	Q	20
2-Hexanone	ND	10	8.8	88		10	100		57-130	13		20
Bromochloromethane	ND	10	10	100		11	110		70-130	10		20
1,2-Dibromoethane	ND	10	9.4	94		11	110		70-130	16		20
1,2-Dibromo-3-chloropropane	ND	10	8.7	87		11	110		41-144	**23**	Q	20
Isopropylbenzene	ND	10	9.7	97		11	110		70-130	13		20
1,2,3-Trichlorobenzene	ND	10	9.2	92		11	110		70-130	18		20

Matrix Spike Analysis

Batch Quality Control

Project Name: GOULDS PUMPS, COBALT SITE

Project Number: 01257CBT.2018

Lab Number: L1814701

Report Date: 05/02/18

Parameter	Native Sample	MS Added	MS Found	MS %Recovery	Qual	MSD Found	MSD %Recovery	Qual	Recovery Limits	RPD	Qual	RPD Limits
Volatile Organics by GC/MS - Westborough Lab Associated sample(s): 01-04,06-07 QC Batch ID: WG1110866-6 WG1110866-7 QC Sample: L1814701-01 Client ID: TW/BRW-01R												
1,2,4-Trichlorobenzene	ND	10	8.8	88		10	100		70-130	13		20
Methyl Acetate	ND	10	9.3	93		11	110		70-130	17		20
Cyclohexane	ND	10	12	120		13	130		70-130	8		20
Freon-113	ND	10	12	120		13	130		70-130	8		20
Methyl cyclohexane	ND	10	11	110		13	130		70-130	17		20

Surrogate	MS % Recovery	MS Qualifier	MSD % Recovery	MSD Qualifier	Acceptance Criteria
1,2-Dichloroethane-d4	109		104		70-130
4-Bromofluorobenzene	95		95		70-130
Dibromofluoromethane	106		105		70-130
Toluene-d8	96		97		70-130

PCBS

Project Name: GOULDS PUMPS, COBALT SITE
Project Number: 01257CBT.2018
Lab Number: L1814701
Report Date: 05/02/18

SAMPLE RESULTS

Lab ID: L1814701-01
Client ID: TW/BRW-01R
Sample Location: SENECA FALLS, NY

Date Collected: 04/24/18 17:25
Date Received: 04/25/18
Field Prep: Not Specified

Sample Depth:
Matrix: Water
Analytical Method: 1,8082A
Analytical Date: 05/02/18 11:06
Analyst: JW

Extraction Method: EPA 3510C
Extraction Date: 04/27/18 12:17
Cleanup Method: EPA 3665A
Cleanup Date: 04/28/18
Cleanup Method: EPA 3660B
Cleanup Date: 04/28/18

Parameter	Result	Qualifier	Units	RL	MDL	Dilution Factor	Column
Polychlorinated Biphenyls by GC - Westborough Lab							
Aroclor 1016	ND		ug/l	0.083	0.020	1	A
Aroclor 1221	ND		ug/l	0.083	0.032	1	A
Aroclor 1232	ND		ug/l	0.083	0.027	1	A
Aroclor 1242	ND		ug/l	0.083	0.030	1	A
Aroclor 1248	ND		ug/l	0.083	0.023	1	A
Aroclor 1254	ND		ug/l	0.083	0.035	1	A
Aroclor 1260	ND		ug/l	0.083	0.020	1	A
Aroclor 1262	ND		ug/l	0.083	0.017	1	A
Aroclor 1268	ND		ug/l	0.083	0.027	1	A
PCBs, Total	ND		ug/l	0.083	0.017	1	A

Surrogate	% Recovery	Qualifier	Acceptance Criteria	Column
2,4,5,6-Tetrachloro-m-xylene	70		30-150	A
Decachlorobiphenyl	66		30-150	A
2,4,5,6-Tetrachloro-m-xylene	73		30-150	B
Decachlorobiphenyl	77		30-150	B

Project Name: GOULDS PUMPS, COBALT SITE **Lab Number:** L1814701

Project Number: 01257CBT.2018 **Report Date:** 05/02/18

SAMPLE RESULTS

Lab ID: L1814701-02
Client ID: TW/BRW-01S
Sample Location: SENECA FALLS, NY

Date Collected: 04/24/18 12:48
Date Received: 04/25/18
Field Prep: Not Specified

Sample Depth:
Matrix: Water
Analytical Method: 1,8082A
Analytical Date: 05/02/18 11:19
Analyst: HT

Extraction Method: EPA 3510C
Extraction Date: 04/27/18 12:17
Cleanup Method: EPA 3665A
Cleanup Date: 04/28/18
Cleanup Method: EPA 3660B
Cleanup Date: 04/28/18

Parameter	Result	Qualifier	Units	RL	MDL	Dilution Factor	Column
Polychlorinated Biphenyls by GC - Westborough Lab							
Aroclor 1016	ND		ug/l	0.083	0.020	1	A
Aroclor 1221	ND		ug/l	0.083	0.032	1	A
Aroclor 1232	ND		ug/l	0.083	0.027	1	A
Aroclor 1242	ND		ug/l	0.083	0.030	1	A
Aroclor 1248	ND		ug/l	0.083	0.023	1	A
Aroclor 1254	0.321		ug/l	0.083	0.035	1	B
Aroclor 1260	ND		ug/l	0.083	0.020	1	A
Aroclor 1262	ND		ug/l	0.083	0.017	1	A
Aroclor 1268	ND		ug/l	0.083	0.027	1	A
PCBs, Total	0.321		ug/l	0.083	0.017	1	B

Surrogate	% Recovery	Qualifier	Acceptance Criteria	Column
2,4,5,6-Tetrachloro-m-xylene	80		30-150	A
Decachlorobiphenyl	70		30-150	A
2,4,5,6-Tetrachloro-m-xylene	80		30-150	B
Decachlorobiphenyl	80		30-150	B

Project Name: GOULDS PUMPS, COBALT SITE
Project Number: 01257CBT.2018
Lab Number: L1814701
Report Date: 05/02/18

SAMPLE RESULTS

Lab ID: L1814701-03
Client ID: MW-18SR
Sample Location: SENECA FALLS, NY

Sample Depth:
Matrix: Water
Analytical Method: 1,8082A
Analytical Date: 05/02/18 11:32
Analyst: HT

Date Collected: 04/24/18 10:55
Date Received: 04/25/18
Field Prep: Not Specified

Extraction Method: EPA 3510C
Extraction Date: 04/27/18 12:17
Cleanup Method: EPA 3665A
Cleanup Date: 04/28/18
Cleanup Method: EPA 3660B
Cleanup Date: 04/28/18

Parameter	Result	Qualifier	Units	RL	MDL	Dilution Factor	Column
Polychlorinated Biphenyls by GC - Westborough Lab							
Aroclor 1016	ND		ug/l	0.083	0.020	1	A
Aroclor 1221	ND		ug/l	0.083	0.032	1	A
Aroclor 1232	ND		ug/l	0.083	0.027	1	A
Aroclor 1242	ND		ug/l	0.083	0.030	1	A
Aroclor 1248	ND		ug/l	0.083	0.023	1	A
Aroclor 1254	ND		ug/l	0.083	0.035	1	A
Aroclor 1260	ND		ug/l	0.083	0.020	1	A
Aroclor 1262	ND		ug/l	0.083	0.017	1	A
Aroclor 1268	ND		ug/l	0.083	0.027	1	A
PCBs, Total	ND		ug/l	0.083	0.017	1	A

Surrogate	% Recovery	Qualifier	Acceptance Criteria	Column
2,4,5,6-Tetrachloro-m-xylene	80		30-150	A
Decachlorobiphenyl	76		30-150	A
2,4,5,6-Tetrachloro-m-xylene	74		30-150	B
Decachlorobiphenyl	81		30-150	B

Project Name: GOULDS PUMPS, COBALT SITE
Project Number: 01257CBT.2018
Lab Number: L1814701
Report Date: 05/02/18

SAMPLE RESULTS

Lab ID: L1814701-04
Client ID: MW-26S
Sample Location: SENECA FALLS, NY

Sample Depth:
Matrix: Water
Analytical Method: 1,8082A
Analytical Date: 05/02/18 11:45
Analyst: HT

Date Collected: 04/24/18 09:07
Date Received: 04/25/18
Field Prep: Not Specified

Extraction Method: EPA 3510C
Extraction Date: 04/27/18 12:17
Cleanup Method: EPA 3665A
Cleanup Date: 04/28/18
Cleanup Method: EPA 3660B
Cleanup Date: 04/28/18

Parameter	Result	Qualifier	Units	RL	MDL	Dilution Factor	Column
Polychlorinated Biphenyls by GC - Westborough Lab							
Aroclor 1016	ND		ug/l	0.083	0.020	1	A
Aroclor 1221	ND		ug/l	0.083	0.032	1	A
Aroclor 1232	ND		ug/l	0.083	0.027	1	A
Aroclor 1242	ND		ug/l	0.083	0.030	1	A
Aroclor 1248	ND		ug/l	0.083	0.023	1	A
Aroclor 1254	ND		ug/l	0.083	0.035	1	A
Aroclor 1260	ND		ug/l	0.083	0.020	1	A
Aroclor 1262	ND		ug/l	0.083	0.017	1	A
Aroclor 1268	ND		ug/l	0.083	0.027	1	A
PCBs, Total	ND		ug/l	0.083	0.017	1	A

Surrogate	% Recovery	Qualifier	Acceptance Criteria	Column
2,4,5,6-Tetrachloro-m-xylene	76		30-150	A
Decachlorobiphenyl	67		30-150	A
2,4,5,6-Tetrachloro-m-xylene	79		30-150	B
Decachlorobiphenyl	78		30-150	B

Project Name: GOULDS PUMPS, COBALT SITE
Project Number: 01257CBT.2018
Lab Number: L1814701
Report Date: 05/02/18

SAMPLE RESULTS

Lab ID: L1814701-05
Client ID: MW-34
Sample Location: SENECA FALLS, NY

Sample Depth:
Matrix: Water
Analytical Method: 1,8082A
Analytical Date: 05/02/18 11:58
Analyst: HT

Date Collected: 04/24/18 12:25
Date Received: 04/25/18
Field Prep: Not Specified

Extraction Method: EPA 3510C
Extraction Date: 04/27/18 12:17
Cleanup Method: EPA 3665A
Cleanup Date: 04/28/18
Cleanup Method: EPA 3660B
Cleanup Date: 04/28/18

Parameter	Result	Qualifier	Units	RL	MDL	Dilution Factor	Column
Polychlorinated Biphenyls by GC - Westborough Lab							
Aroclor 1016	ND		ug/l	0.083	0.020	1	A
Aroclor 1221	ND		ug/l	0.083	0.032	1	A
Aroclor 1232	ND		ug/l	0.083	0.027	1	A
Aroclor 1242	ND		ug/l	0.083	0.030	1	A
Aroclor 1248	ND		ug/l	0.083	0.023	1	A
Aroclor 1254	ND		ug/l	0.083	0.035	1	A
Aroclor 1260	ND		ug/l	0.083	0.020	1	A
Aroclor 1262	ND		ug/l	0.083	0.017	1	A
Aroclor 1268	ND		ug/l	0.083	0.027	1	A
PCBs, Total	ND		ug/l	0.083	0.017	1	A

Surrogate	% Recovery	Qualifier	Acceptance Criteria	Column
2,4,5,6-Tetrachloro-m-xylene	76		30-150	A
Decachlorobiphenyl	56		30-150	A
2,4,5,6-Tetrachloro-m-xylene	79		30-150	B
Decachlorobiphenyl	67		30-150	B

Project Name: GOULDS PUMPS, COBALT SITE
Project Number: 01257CBT.2018
Lab Number: L1814701
Report Date: 05/02/18

SAMPLE RESULTS

Lab ID: L1814701-06
Client ID: MW-19SR
Sample Location: SENECA FALLS, NY

Sample Depth:
Matrix: Water
Analytical Method: 1,8082A
Analytical Date: 05/02/18 12:11
Analyst: HT

Date Collected: 04/24/18 09:41
Date Received: 04/25/18
Field Prep: Not Specified

Extraction Method: EPA 3510C
Extraction Date: 04/27/18 12:17
Cleanup Method: EPA 3665A
Cleanup Date: 04/28/18
Cleanup Method: EPA 3660B
Cleanup Date: 04/28/18

Parameter	Result	Qualifier	Units	RL	MDL	Dilution Factor	Column
Polychlorinated Biphenyls by GC - Westborough Lab							
Aroclor 1016	ND		ug/l	0.083	0.020	1	A
Aroclor 1221	ND		ug/l	0.083	0.032	1	A
Aroclor 1232	ND		ug/l	0.083	0.027	1	A
Aroclor 1242	ND		ug/l	0.083	0.030	1	A
Aroclor 1248	ND		ug/l	0.083	0.023	1	A
Aroclor 1254	ND		ug/l	0.083	0.035	1	A
Aroclor 1260	ND		ug/l	0.083	0.020	1	A
Aroclor 1262	ND		ug/l	0.083	0.017	1	A
Aroclor 1268	ND		ug/l	0.083	0.027	1	A
PCBs, Total	ND		ug/l	0.083	0.017	1	A

Surrogate	% Recovery	Qualifier	Acceptance Criteria	Column
2,4,5,6-Tetrachloro-m-xylene	73		30-150	A
Decachlorobiphenyl	60		30-150	A
2,4,5,6-Tetrachloro-m-xylene	77		30-150	B
Decachlorobiphenyl	73		30-150	B

Project Name: GOULDS PUMPS, COBALT SITE
Project Number: 01257CBT.2018
Lab Number: L1814701
Report Date: 05/02/18

SAMPLE RESULTS

Lab ID: L1814701-07
Client ID: MW-24S
Sample Location: SENECA FALLS, NY

Sample Depth:
Matrix: Water
Analytical Method: 1,8082A
Analytical Date: 05/02/18 12:24
Analyst: HT

Date Collected: 04/24/18 11:07
Date Received: 04/25/18
Field Prep: Not Specified

Extraction Method: EPA 3510C
Extraction Date: 04/27/18 12:17
Cleanup Method: EPA 3665A
Cleanup Date: 04/28/18
Cleanup Method: EPA 3660B
Cleanup Date: 04/28/18

Parameter	Result	Qualifier	Units	RL	MDL	Dilution Factor	Column
Polychlorinated Biphenyls by GC - Westborough Lab							
Aroclor 1016	ND		ug/l	0.083	0.020	1	A
Aroclor 1221	ND		ug/l	0.083	0.032	1	A
Aroclor 1232	ND		ug/l	0.083	0.027	1	A
Aroclor 1242	ND		ug/l	0.083	0.030	1	A
Aroclor 1248	ND		ug/l	0.083	0.023	1	A
Aroclor 1254	ND		ug/l	0.083	0.035	1	A
Aroclor 1260	ND		ug/l	0.083	0.020	1	A
Aroclor 1262	ND		ug/l	0.083	0.017	1	A
Aroclor 1268	ND		ug/l	0.083	0.027	1	A
PCBs, Total	ND		ug/l	0.083	0.017	1	A

Surrogate	% Recovery	Qualifier	Acceptance Criteria	Column
2,4,5,6-Tetrachloro-m-xylene	88		30-150	A
Decachlorobiphenyl	64		30-150	A
2,4,5,6-Tetrachloro-m-xylene	92		30-150	B
Decachlorobiphenyl	77		30-150	B

Project Name: GOULDS PUMPS, COBALT SITE
Project Number: 01257CBT.2018
Lab Number: L1814701
Report Date: 05/02/18

SAMPLE RESULTS

Lab ID: L1814701-08
Client ID: MW-36
Sample Location: SENECA FALLS, NY

Sample Depth:
Matrix: Water
Analytical Method: 1,8082A
Analytical Date: 05/02/18 12:17
Analyst: JW

Date Collected: 04/24/18 16:01
Date Received: 04/25/18
Field Prep: Not Specified

Extraction Method: EPA 3510C
Extraction Date: 04/27/18 12:17
Cleanup Method: EPA 3665A
Cleanup Date: 04/28/18
Cleanup Method: EPA 3660B
Cleanup Date: 04/28/18

Parameter	Result	Qualifier	Units	RL	MDL	Dilution Factor	Column
Polychlorinated Biphenyls by GC - Westborough Lab							
Aroclor 1016	ND		ug/l	0.083	0.020	1	A
Aroclor 1221	ND		ug/l	0.083	0.032	1	A
Aroclor 1232	ND		ug/l	0.083	0.027	1	A
Aroclor 1242	ND		ug/l	0.083	0.030	1	A
Aroclor 1248	ND		ug/l	0.083	0.023	1	A
Aroclor 1254	ND		ug/l	0.083	0.035	1	A
Aroclor 1260	ND		ug/l	0.083	0.020	1	A
Aroclor 1262	ND		ug/l	0.083	0.017	1	A
Aroclor 1268	ND		ug/l	0.083	0.027	1	A
PCBs, Total	ND		ug/l	0.083	0.017	1	A

Surrogate	% Recovery	Qualifier	Acceptance Criteria	Column
2,4,5,6-Tetrachloro-m-xylene	77		30-150	A
Decachlorobiphenyl	75		30-150	A
2,4,5,6-Tetrachloro-m-xylene	92		30-150	B
Decachlorobiphenyl	81		30-150	B

Project Name: GOULDS PUMPS, COBALT SITE
Project Number: 01257CBT.2018
Lab Number: L1814701
Report Date: 05/02/18

SAMPLE RESULTS

Lab ID: L1814701-09
Client ID: MW-35
Sample Location: SENECA FALLS, NY

Sample Depth:
Matrix: Water
Analytical Method: 1,8082A
Analytical Date: 05/02/18 12:29
Analyst: JW

Date Collected: 04/24/18 13:46
Date Received: 04/25/18
Field Prep: Not Specified

Extraction Method: EPA 3510C
Extraction Date: 04/27/18 12:17
Cleanup Method: EPA 3665A
Cleanup Date: 04/28/18
Cleanup Method: EPA 3660B
Cleanup Date: 04/28/18

Parameter	Result	Qualifier	Units	RL	MDL	Dilution Factor	Column
Polychlorinated Biphenyls by GC - Westborough Lab							
Aroclor 1016	ND		ug/l	0.083	0.020	1	A
Aroclor 1221	ND		ug/l	0.083	0.032	1	A
Aroclor 1232	ND		ug/l	0.083	0.027	1	A
Aroclor 1242	ND		ug/l	0.083	0.030	1	A
Aroclor 1248	ND		ug/l	0.083	0.023	1	A
Aroclor 1254	ND		ug/l	0.083	0.035	1	A
Aroclor 1260	ND		ug/l	0.083	0.020	1	A
Aroclor 1262	ND		ug/l	0.083	0.017	1	A
Aroclor 1268	ND		ug/l	0.083	0.027	1	A
PCBs, Total	ND		ug/l	0.083	0.017	1	A

Surrogate	% Recovery	Qualifier	Acceptance Criteria	Column
2,4,5,6-Tetrachloro-m-xylene	85		30-150	A
Decachlorobiphenyl	74		30-150	A
2,4,5,6-Tetrachloro-m-xylene	94		30-150	B
Decachlorobiphenyl	80		30-150	B

Project Name: GOULDS PUMPS, COBALT SITE
Project Number: 01257CBT.2018
Lab Number: L1814701
Report Date: 05/02/18

SAMPLE RESULTS

Lab ID: L1814701-10
Client ID: DUP-MW-X
Sample Location: SENECA FALLS, NY

Date Collected: 04/24/18 00:00
Date Received: 04/25/18
Field Prep: Not Specified

Sample Depth:
Matrix: Water
Analytical Method: 1,8082A
Analytical Date: 05/02/18 12:42
Analyst: JW

Extraction Method: EPA 3510C
Extraction Date: 04/27/18 12:17
Cleanup Method: EPA 3665A
Cleanup Date: 04/28/18
Cleanup Method: EPA 3660B
Cleanup Date: 04/28/18

Parameter	Result	Qualifier	Units	RL	MDL	Dilution Factor	Column
Polychlorinated Biphenyls by GC - Westborough Lab							
Aroclor 1016	ND		ug/l	0.083	0.020	1	A
Aroclor 1221	ND		ug/l	0.083	0.032	1	A
Aroclor 1232	ND		ug/l	0.083	0.027	1	A
Aroclor 1242	ND		ug/l	0.083	0.030	1	A
Aroclor 1248	ND		ug/l	0.083	0.023	1	A
Aroclor 1254	ND		ug/l	0.083	0.035	1	A
Aroclor 1260	ND		ug/l	0.083	0.020	1	A
Aroclor 1262	ND		ug/l	0.083	0.017	1	A
Aroclor 1268	ND		ug/l	0.083	0.027	1	A
PCBs, Total	ND		ug/l	0.083	0.017	1	A

Surrogate	% Recovery	Qualifier	Acceptance Criteria	Column
2,4,5,6-Tetrachloro-m-xylene	82		30-150	A
Decachlorobiphenyl	75		30-150	A
2,4,5,6-Tetrachloro-m-xylene	96		30-150	B
Decachlorobiphenyl	83		30-150	B

Project Name: GOULDS PUMPS, COBALT SITE **Lab Number:** L1814701

Project Number: 01257CBT.2018 **Report Date:** 05/02/18

SAMPLE RESULTS

Lab ID: L1814701-12
Client ID: FIELD BLANK
Sample Location: SENECA FALLS, NY

Date Collected: 04/24/18 15:20
Date Received: 04/25/18
Field Prep: Not Specified

Sample Depth:
Matrix: Water
Analytical Method: 1,8082A
Analytical Date: 05/02/18 10:44
Analyst: JW

Extraction Method: EPA 3510C
Extraction Date: 04/27/18 12:17
Cleanup Method: EPA 3665A
Cleanup Date: 04/28/18
Cleanup Method: EPA 3660B
Cleanup Date: 04/28/18

Parameter	Result	Qualifier	Units	RL	MDL	Dilution Factor	Column
Polychlorinated Biphenyls by GC - Westborough Lab							
Aroclor 1016	ND		ug/l	0.083	0.020	1	A
Aroclor 1221	ND		ug/l	0.083	0.032	1	A
Aroclor 1232	ND		ug/l	0.083	0.027	1	A
Aroclor 1242	ND		ug/l	0.083	0.030	1	A
Aroclor 1248	ND		ug/l	0.083	0.023	1	A
Aroclor 1254	ND		ug/l	0.083	0.035	1	A
Aroclor 1260	ND		ug/l	0.083	0.020	1	A
Aroclor 1262	ND		ug/l	0.083	0.017	1	A
Aroclor 1268	ND		ug/l	0.083	0.027	1	A
PCBs, Total	ND		ug/l	0.083	0.017	1	A

Surrogate	% Recovery	Qualifier	Acceptance Criteria	Column
2,4,5,6-Tetrachloro-m-xylene	83		30-150	A
Decachlorobiphenyl	33		30-150	A
2,4,5,6-Tetrachloro-m-xylene	74		30-150	B
Decachlorobiphenyl	48		30-150	B

Project Name: GOULDS PUMPS, COBALT SITE
Project Number: 01257CBT.2018

Lab Number: L1814701
Report Date: 05/02/18

Method Blank Analysis
Batch Quality Control

Analytical Method: 1,8082A
Analytical Date: 05/02/18 10:56
Analyst: JW

Extraction Method: EPA 3510C
Extraction Date: 04/27/18 12:17
Cleanup Method: EPA 3665A
Cleanup Date: 04/28/18
Cleanup Method: EPA 3660B
Cleanup Date: 04/28/18

Parameter	Result	Qualifier	Units	RL	MDL	Column
Polychlorinated Biphenyls by GC - Westborough Lab for sample(s): 01-10,12 Batch: WG1110478-1						
Aroclor 1016	ND		ug/l	0.083	0.020	A
Aroclor 1221	ND		ug/l	0.083	0.032	A
Aroclor 1232	ND		ug/l	0.083	0.027	A
Aroclor 1242	ND		ug/l	0.083	0.030	A
Aroclor 1248	ND		ug/l	0.083	0.023	A
Aroclor 1254	ND		ug/l	0.083	0.035	A
Aroclor 1260	ND		ug/l	0.083	0.020	A
Aroclor 1262	ND		ug/l	0.083	0.017	A
Aroclor 1268	ND		ug/l	0.083	0.027	A
PCBs, Total	ND		ug/l	0.083	0.017	A

Surrogate	%Recovery	Qualifier	Acceptance Criteria	Column
2,4,5,6-Tetrachloro-m-xylene	67		30-150	A
Decachlorobiphenyl	41		30-150	A
2,4,5,6-Tetrachloro-m-xylene	64		30-150	B
Decachlorobiphenyl	61		30-150	B

Lab Control Sample Analysis
Batch Quality Control

Project Name: GOULDS PUMPS, COBALT SITE
Project Number: 01257CBT.2018
Lab Number: L1814701
Report Date: 05/02/18

Parameter	LCS %Recovery	Qual	LCSD %Recovery	Qual	%Recovery Limits	RPD	Qual	RPD Limits	Column
Polychlorinated Biphenyls by GC - Westborough Lab Associated sample(s): 01-10,12 Batch: WG1110478-2 WG1110478-3									
Aroclor 1016	76		67		40-140	13		50	A
Aroclor 1260	62		58		40-140	7		50	A

Surrogate	LCS %Recovery	Qual	LCSD %Recovery	Qual	Acceptance Criteria	Column
2,4,5,6-Tetrachloro-m-xylene	72		60		30-150	A
Decachlorobiphenyl	62		57		30-150	A
2,4,5,6-Tetrachloro-m-xylene	71		60		30-150	B
Decachlorobiphenyl	77		65		30-150	B

Matrix Spike Analysis

Batch Quality Control

Project Name: GOULDS PUMPS, COBALT SITE

Project Number: 01257CBT.2018

Lab Number: L1814701

Report Date: 05/02/18

Parameter	Native Sample	MS Added	MS Found	MS %Recovery	Qual	MSD Found	MSD %Recovery	Qual	Recovery Limits	RPD	Qual	RPD Limits	Column
Polychlorinated Biphenyls by GC - Westborough Lab Associated sample(s): 01-10,12 QC Batch ID: WG1110478-4 WG1110478-5 QC Sample: L1814701-01 Client ID: TW/BRW-01R													
Aroclor 1016	ND	2.6	2.12	81		2.07	80		40-140	2		50	A
Aroclor 1260	ND	2.6	1.92	74		2.04	78		40-140	6		50	A

Surrogate	MS % Recovery	MS Qualifier	MSD % Recovery	MSD Qualifier	Acceptance Criteria	Column
2,4,5,6-Tetrachloro-m-xylene	77		79		30-150	A
Decachlorobiphenyl	66		71		30-150	A
2,4,5,6-Tetrachloro-m-xylene	76		77		30-150	B
Decachlorobiphenyl	77		82		30-150	B

Project Name: GOULDS PUMPS, COBALT SITE
Project Number: 01257CBT.2018

Lab Number: L1814701
Report Date: 05/02/18

Sample Receipt and Container Information

Were project specific reporting limits specified? YES

Cooler Information

Cooler	Custody Seal
B	Absent
C	Absent
D	Absent

Container Information

Container ID	Container Type	Cooler	Initial pH	Final pH	Temp deg C	Pres	Seal	Frozen Date/Time	Analysis(*)
L1814701-01A	Vial HCl preserved	B	NA		4.0	Y	Absent		NYTCL-8260-R2(14)
L1814701-01A1	Vial HCl preserved	B	NA		4.0	Y	Absent		NYTCL-8260-R2(14)
L1814701-01A2	Vial HCl preserved	B	NA		4.0	Y	Absent		NYTCL-8260-R2(14)
L1814701-01B	Vial HCl preserved	B	NA		4.0	Y	Absent		NYTCL-8260-R2(14)
L1814701-01B1	Vial HCl preserved	B	NA		4.0	Y	Absent		NYTCL-8260-R2(14)
L1814701-01B2	Vial HCl preserved	B	NA		4.0	Y	Absent		NYTCL-8260-R2(14)
L1814701-01C	Vial HCl preserved	B	NA		4.0	Y	Absent		NYTCL-8260-R2(14)
L1814701-01C1	Vial HCl preserved	B	NA		4.0	Y	Absent		NYTCL-8260-R2(14)
L1814701-01C2	Vial HCl preserved	B	NA		4.0	Y	Absent		NYTCL-8260-R2(14)
L1814701-01D	Amber 1000ml unpreserved	B	7	7	4.0	Y	Absent		FILTER-EXT(1)
L1814701-01D1	Amber 1000ml unpreserved	B	7	7	4.0	Y	Absent		FILTER-EXT(1)
L1814701-01D2	Amber 1000ml unpreserved	B	7	7	4.0	Y	Absent		FILTER-EXT(1)
L1814701-01E	Amber 1000ml unpreserved	B	7	7	4.0	Y	Absent		FILTER-EXT(1)
L1814701-01E1	Amber 1000ml unpreserved	B	7	7	4.0	Y	Absent		FILTER-EXT(1)
L1814701-01E2	Amber 1000ml unpreserved	B	7	7	4.0	Y	Absent		FILTER-EXT(1)
L1814701-01X	Amber 1000ml unpreserved Filtrates	B	NA		4.0	Y	Absent		NYTCL-8082-1200ML(7)
L1814701-01X1	Amber 1000ml unpreserved Filtrates	B	NA		4.0	Y	Absent		NYTCL-8082-1200ML(7)
L1814701-01X2	Amber 1000ml unpreserved Filtrates	B	NA		4.0	Y	Absent		NYTCL-8082-1200ML(7)
L1814701-01Y	Amber 1000ml unpreserved Filtrates	B	NA		4.0	Y	Absent		NYTCL-8082-1200ML(7)
L1814701-01Y1	Amber 1000ml unpreserved Filtrates	B	NA		4.0	Y	Absent		NYTCL-8082-1200ML(7)
L1814701-01Y2	Amber 1000ml unpreserved Filtrates	B	NA		4.0	Y	Absent		NYTCL-8082-1200ML(7)

*Values in parentheses indicate holding time in days

Project Name: GOULDS PUMPS, COBALT SITE
Project Number: 01257CBT.2018

Lab Number: L1814701
Report Date: 05/02/18

Container Information

Container ID	Container Type	Cooler	Initial pH	Final pH	Temp deg C	Pres	Seal	Frozen Date/Time	Analysis(*)
L1814701-02A	Vial HCl preserved	B	NA		4.0	Y	Absent		NYTCL-8260-R2(14)
L1814701-02B	Vial HCl preserved	B	NA		4.0	Y	Absent		NYTCL-8260-R2(14)
L1814701-02C	Vial HCl preserved	B	NA		4.0	Y	Absent		NYTCL-8260-R2(14)
L1814701-02D	Amber 1000ml unpreserved	B	7	7	4.0	Y	Absent		FILTER-EXT(1)
L1814701-02E	Amber 1000ml unpreserved	B	7	7	4.0	Y	Absent		FILTER-EXT(1)
L1814701-02X	Amber 1000ml unpreserved Filtrates	B	NA		4.0	Y	Absent		NYTCL-8082-1200ML(7)
L1814701-02Y	Amber 1000ml unpreserved Filtrates	B	NA		4.0	Y	Absent		NYTCL-8082-1200ML(7)
L1814701-03A	Vial HCl preserved	C	NA		3.5	Y	Absent		NYTCL-8260-R2(14)
L1814701-03B	Vial HCl preserved	C	NA		3.5	Y	Absent		NYTCL-8260-R2(14)
L1814701-03C	Vial HCl preserved	C	NA		3.5	Y	Absent		NYTCL-8260-R2(14)
L1814701-03D	Amber 1000ml unpreserved	C	7	7	3.5	Y	Absent		FILTER-EXT(1)
L1814701-03E	Amber 1000ml unpreserved	C	7	7	3.5	Y	Absent		FILTER-EXT(1)
L1814701-03X	Amber 1000ml unpreserved Filtrates	C	NA		3.5	Y	Absent		NYTCL-8082-1200ML(7)
L1814701-03Y	Amber 1000ml unpreserved Filtrates	C	NA		3.5	Y	Absent		NYTCL-8082-1200ML(7)
L1814701-04A	Vial HCl preserved	C	NA		3.5	Y	Absent		NYTCL-8260-R2(14)
L1814701-04B	Vial HCl preserved	C	NA		3.5	Y	Absent		NYTCL-8260-R2(14)
L1814701-04C	Vial HCl preserved	C	NA		3.5	Y	Absent		NYTCL-8260-R2(14)
L1814701-04D	Amber 1000ml unpreserved	C	7	7	3.5	Y	Absent		FILTER-EXT(1)
L1814701-04E	Amber 1000ml unpreserved	C	7	7	3.5	Y	Absent		FILTER-EXT(1)
L1814701-04X	Amber 1000ml unpreserved Filtrates	C	NA		3.5	Y	Absent		NYTCL-8082-1200ML(7)
L1814701-04Y	Amber 1000ml unpreserved Filtrates	C	NA		3.5	Y	Absent		NYTCL-8082-1200ML(7)
L1814701-05A	Vial HCl preserved	C	NA		3.5	Y	Absent		NYTCL-8260-R2(14)
L1814701-05B	Vial HCl preserved	C	NA		3.5	Y	Absent		NYTCL-8260-R2(14)
L1814701-05C	Vial HCl preserved	C	NA		3.5	Y	Absent		NYTCL-8260-R2(14)
L1814701-05D	Amber 1000ml unpreserved	C	7	7	3.5	Y	Absent		FILTER-EXT(1)
L1814701-05E	Amber 1000ml unpreserved	C	7	7	3.5	Y	Absent		FILTER-EXT(1)
L1814701-05X	Amber 1000ml unpreserved Filtrates	C	NA		3.5	Y	Absent		NYTCL-8082-1200ML(7)
L1814701-05Y	Amber 1000ml unpreserved Filtrates	C	NA		3.5	Y	Absent		NYTCL-8082-1200ML(7)

*Values in parentheses indicate holding time in days

Project Name: GOULDS PUMPS, COBALT SITE
Project Number: 01257CBT.2018

Lab Number: L1814701
Report Date: 05/02/18

Container Information

Container ID	Container Type	Cooler	Initial pH	Final pH	Temp deg C	Pres	Seal	Frozen Date/Time	Analysis(*)
L1814701-06A	Vial HCl preserved	C	NA		3.5	Y	Absent		NYTCL-8260-R2(14)
L1814701-06B	Vial HCl preserved	C	NA		3.5	Y	Absent		NYTCL-8260-R2(14)
L1814701-06C	Vial HCl preserved	C	NA		3.5	Y	Absent		NYTCL-8260-R2(14)
L1814701-06D	Amber 1000ml unpreserved	C	7	7	3.5	Y	Absent		FILTER-EXT(1)
L1814701-06E	Amber 1000ml unpreserved	C	7	7	3.5	Y	Absent		FILTER-EXT(1)
L1814701-06X	Amber 1000ml unpreserved Filtrates	C	NA		3.5	Y	Absent		NYTCL-8082-1200ML(7)
L1814701-06Y	Amber 1000ml unpreserved Filtrates	C	NA		3.5	Y	Absent		NYTCL-8082-1200ML(7)
L1814701-07A	Vial HCl preserved	C	NA		3.5	Y	Absent		NYTCL-8260-R2(14)
L1814701-07B	Vial HCl preserved	C	NA		3.5	Y	Absent		NYTCL-8260-R2(14)
L1814701-07C	Vial HCl preserved	C	NA		3.5	Y	Absent		NYTCL-8260-R2(14)
L1814701-07D	Amber 1000ml unpreserved	C	7	7	3.5	Y	Absent		FILTER-EXT(1)
L1814701-07E	Amber 1000ml unpreserved	C	7	7	3.5	Y	Absent		FILTER-EXT(1)
L1814701-07X	Amber 1000ml unpreserved Filtrates	C	NA		3.5	Y	Absent		NYTCL-8082-1200ML(7)
L1814701-07Y	Amber 1000ml unpreserved Filtrates	C	NA		3.5	Y	Absent		NYTCL-8082-1200ML(7)
L1814701-08A	Vial HCl preserved	D	NA		3.9	Y	Absent		NYTCL-8260-R2(14)
L1814701-08B	Vial HCl preserved	D	NA		3.9	Y	Absent		NYTCL-8260-R2(14)
L1814701-08C	Vial HCl preserved	D	NA		3.9	Y	Absent		NYTCL-8260-R2(14)
L1814701-08D	Amber 1000ml unpreserved	D	7	7	3.9	Y	Absent		FILTER-EXT(1)
L1814701-08E	Amber 1000ml unpreserved	D	7	7	3.9	Y	Absent		FILTER-EXT(1)
L1814701-08X	Amber 1000ml unpreserved Filtrates	D	NA		3.9	Y	Absent		NYTCL-8082-1200ML(7)
L1814701-08Y	Amber 1000ml unpreserved Filtrates	D	NA		3.9	Y	Absent		NYTCL-8082-1200ML(7)
L1814701-09A	Vial HCl preserved	D	NA		3.9	Y	Absent		NYTCL-8260-R2(14)
L1814701-09B	Vial HCl preserved	D	NA		3.9	Y	Absent		NYTCL-8260-R2(14)
L1814701-09C	Vial HCl preserved	D	NA		3.9	Y	Absent		NYTCL-8260-R2(14)
L1814701-09D	Amber 1000ml unpreserved	D	7	7	3.9	Y	Absent		FILTER-EXT(1)
L1814701-09E	Amber 1000ml unpreserved	D	7	7	3.9	Y	Absent		FILTER-EXT(1)
L1814701-09X	Amber 1000ml unpreserved Filtrates	D	NA		3.9	Y	Absent		NYTCL-8082-1200ML(7)
L1814701-09Y	Amber 1000ml unpreserved Filtrates	D	NA		3.9	Y	Absent		NYTCL-8082-1200ML(7)

*Values in parentheses indicate holding time in days

Project Name: GOULDS PUMPS, COBALT SITE
Project Number: 01257CBT.2018

Lab Number: L1814701
Report Date: 05/02/18

Container Information

Container ID	Container Type	Cooler	Initial pH	Final pH	Temp deg C	Pres	Seal	Frozen Date/Time	Analysis(*)
L1814701-10A	Vial HCl preserved	D	NA		3.9	Y	Absent		NYTCL-8260-R2(14)
L1814701-10B	Vial HCl preserved	D	NA		3.9	Y	Absent		NYTCL-8260-R2(14)
L1814701-10C	Vial HCl preserved	D	NA		3.9	Y	Absent		NYTCL-8260-R2(14)
L1814701-10D	Amber 1000ml unpreserved	D	7	7	3.9	Y	Absent		FILTER-EXT(1)
L1814701-10E	Amber 1000ml unpreserved	D	7	7	3.9	Y	Absent		FILTER-EXT(1)
L1814701-10X	Amber 1000ml unpreserved Filtrates	D	NA		3.9	Y	Absent		NYTCL-8082-1200ML(7)
L1814701-10Y	Amber 1000ml unpreserved Filtrates	D	NA		3.9	Y	Absent		NYTCL-8082-1200ML(7)
L1814701-11A	Vial HCl preserved	D	NA		3.9	Y	Absent		NYTCL-8260-R2(14)
L1814701-11B	Vial HCl preserved	D	NA		3.9	Y	Absent		NYTCL-8260-R2(14)
L1814701-12A	Vial HCl preserved	B	NA		4.0	Y	Absent		NYTCL-8260-R2(14)
L1814701-12B	Vial HCl preserved	B	NA		4.0	Y	Absent		NYTCL-8260-R2(14)
L1814701-12C	Vial HCl preserved	B	NA		4.0	Y	Absent		NYTCL-8260-R2(14)
L1814701-12D	Amber 1000ml unpreserved	B	7	7	4.0	Y	Absent		FILTER-EXT(1)
L1814701-12E	Amber 1000ml unpreserved	B	7	7	4.0	Y	Absent		FILTER-EXT(1)
L1814701-12X	Amber 1000ml unpreserved Filtrates	B	NA		4.0	Y	Absent		NYTCL-8082-1200ML(7)
L1814701-12Y	Amber 1000ml unpreserved Filtrates	B	NA		4.0	Y	Absent		NYTCL-8082-1200ML(7)

*Values in parentheses indicate holding time in days

Project Name:	GOULDS PUMPS, COBALT SITE	**Lab Number:**	L1814701
Project Number:	01257CBT.2018	**Report Date:**	05/02/18

GLOSSARY

Acronyms

EDL	- Estimated Detection Limit: This value represents the level to which target analyte concentrations are reported as estimated values, when those target analyte concentrations are quantified below the reporting limit (RL). The EDL includes any adjustments from dilutions, concentrations or moisture content, where applicable. The use of EDLs is specific to the analysis of PAHs using Solid-Phase Microextraction (SPME).
EPA	- Environmental Protection Agency.
LCS	- Laboratory Control Sample: A sample matrix, free from the analytes of interest, spiked with verified known amounts of analytes or a material containing known and verified amounts of analytes.
LCSD	- Laboratory Control Sample Duplicate: Refer to LCS.
LFB	- Laboratory Fortified Blank: A sample matrix, free from the analytes of interest, spiked with verified known amounts of analytes or a material containing known and verified amounts of analytes.
MDL	- Method Detection Limit: This value represents the level to which target analyte concentrations are reported as estimated values, when those target analyte concentrations are quantified below the reporting limit (RL). The MDL includes any adjustments from dilutions, concentrations or moisture content, where applicable.
MS	- Matrix Spike Sample: A sample prepared by adding a known mass of target analyte to a specified amount of matrix sample for which an independent estimate of target analyte concentration is available.
MSD	- Matrix Spike Sample Duplicate: Refer to MS.
NA	- Not Applicable.
NC	- Not Calculated: Term is utilized when one or more of the results utilized in the calculation are non-detect at the parameter's reporting unit.
NDPA/DPA	- N-Nitrosodiphenylamine/Diphenylamine.
NI	- Not Ignitable.
NP	- Non-Plastic: Term is utilized for the analysis of Atterberg Limits in soil.
RL	- Reporting Limit: The value at which an instrument can accurately measure an analyte at a specific concentration. The RL includes any adjustments from dilutions, concentrations or moisture content, where applicable.
RPD	- Relative Percent Difference: The results from matrix and/or matrix spike duplicates are primarily designed to assess the precision of analytical results in a given matrix and are expressed as relative percent difference (RPD). Values which are less than five times the reporting limit for any individual parameter are evaluated by utilizing the absolute difference between the values; although the RPD value will be provided in the report.
SRM	- Standard Reference Material: A reference sample of a known or certified value that is of the same or similar matrix as the associated field samples.
STLP	- Semi-dynamic Tank Leaching Procedure per EPA Method 1315.
TIC	- Tentatively Identified Compound: A compound that has been identified to be present and is not part of the target compound list (TCL) for the method and/or program. All TICs are qualitatively identified and reported as estimated concentrations.

Footnotes

1	- The reference for this analyte should be considered modified since this analyte is absent from the target analyte list of the original method.

Terms

Analytical Method: Both the document from which the method originates and the analytical reference method. (Example: EPA 8260B is shown as 1,8260B.) The codes for the reference method documents are provided in the References section of the Addendum.

Final pH: As it pertains to Sample Receipt & Container Information section of the report, Final pH reflects pH of container determined after adjustment at the laboratory, if applicable. If no adjustment required, value reflects Initial pH.

Frozen Date/Time: With respect to Volatile Organics in soil, Frozen Date/Time reflects the date/time at which associated Reagent Water-preserved vials were initially frozen. Note: If frozen date/time is beyond 48 hours from sample collection, value will be reflected in 'bold'.

Initial pH: As it pertains to Sample Receipt & Container Information section of the report, Initial pH reflects pH of container determined upon receipt, if applicable.

Total: With respect to Organic analyses, a 'Total' result is defined as the summation of results for individual isomers or Aroclors. If a 'Total' result is requested, the results of its individual components will also be reported. This is applicable to 'Total' results for methods 8260, 8081 and 8082.

Data Qualifiers

A	- Spectra identified as "Aldol Condensation Product".
B	- The analyte was detected above the reporting limit in the associated method blank. Flag only applies to associated field samples that have detectable concentrations of the analyte at less than ten times (10x) the concentration found in the blank. For MCP-related

Report Format: DU Report with 'J' Qualifiers

Project Name:	GOULDS PUMPS, COBALT SITE	**Lab Number:**	L1814701
Project Number:	01257CBT.2018	**Report Date:**	05/02/18

Data Qualifiers

projects, flag only applies to associated field samples that have detectable concentrations of the analyte at less than ten times (10x) the concentration found in the blank. For DOD-related projects, flag only applies to associated field samples that have detectable concentrations of the analyte at less than ten times (10x) the concentration found in the blank AND the analyte was detected above one-half the reporting limit (or above the reporting limit for common lab contaminants) in the associated method blank. For NJ-Air-related projects, flag only applies to associated field samples that have detectable concentrations of the analyte above the reporting limit. For NJ-related projects (excluding Air), flag only applies to associated field samples that have detectable concentrations of the analyte, which was detected above the reporting limit in the associated method blank or above five times the reporting limit for common lab contaminants (Phthalates, Acetone, Methylene Chloride, 2-Butanone).

C - Co-elution: The target analyte co-elutes with a known lab standard (i.e. surrogate, internal standards, etc.) for co-extracted analyses.

D - Concentration of analyte was quantified from diluted analysis. Flag only applies to field samples that have detectable concentrations of the analyte.

E - Concentration of analyte exceeds the range of the calibration curve and/or linear range of the instrument.

G - The concentration may be biased high due to matrix interferences (i.e, co-elution) with non-target compound(s). The result should be considered estimated.

H - The analysis of pH was performed beyond the regulatory-required holding time of 15 minutes from the time of sample collection.

I - The lower value for the two columns has been reported due to obvious interference.

M - Reporting Limit (RL) exceeds the MCP CAM Reporting Limit for this analyte.

NJ - Presumptive evidence of compound. This represents an estimated concentration for Tentatively Identified Compounds (TICs), where the identification is based on a mass spectral library search.

P - The RPD between the results for the two columns exceeds the method-specified criteria.

Q - The quality control sample exceeds the associated acceptance criteria. For DOD-related projects, LCS and/or Continuing Calibration Standard exceedences are also qualified on all associated sample results. Note: This flag is not applicable for matrix spike recoveries when the sample concentration is greater than 4x the spike added or for batch duplicate RPD when the sample concentrations are less than 5x the RL. (Metals only.)

R - Analytical results are from sample re-analysis.

RE - Analytical results are from sample re-extraction.

S - Analytical results are from modified screening analysis.

J - Estimated value. The Target analyte concentration is below the quantitation limit (RL), but above the Method Detection Limit (MDL) or Estimated Detection Limit (EDL) for SPME-related analyses. This represents an estimated concentration for Tentatively Identified Compounds (TICs).

ND - Not detected at the method detection limit (MDL) for the sample, or estimated detection limit (EDL) for SPME-related analyses.

Report Format: DU Report with 'J' Qualifiers

Project Name: GOULDS PUMPS, COBALT SITE **Lab Number:** L1814701
Project Number: 01257CBT.2018 **Report Date:** 05/02/18

REFERENCES

1 Test Methods for Evaluating Solid Waste: Physical/Chemical Methods. EPA SW-846. Third Edition. Updates I - IV, 2007.

LIMITATION OF LIABILITIES

Alpha Analytical performs services with reasonable care and diligence normal to the analytical testing laboratory industry. In the event of an error, the sole and exclusive responsibility of Alpha Analytical shall be to re-perform the work at it's own expense. In no event shall Alpha Analytical be held liable for any incidental, consequential or special damages, including but not limited to, damages in any way connected with the use of, interpretation of, information or analysis provided by Alpha Analytical.

We strongly urge our clients to comply with EPA protocol regarding sample volume, preservation, cooling, containers, sampling procedures, holding time and splitting of samples in the field.

Certification Information

The following analytes are not included in our Primary NELAP Scope of Accreditation:

Westborough Facility
EPA 624: m/p-xylene, o-xylene
EPA 8260C: NPW: 1,2,4,5-Tetramethylbenzene; 4-Ethyltoluene, Azobenzene; SCM: Iodomethane (methyl iodide), Methyl methacrylate, 1,2,4,5-Tetramethylbenzene; 4-Ethyltoluene.
EPA 8270D: NPW: Dimethylnaphthalene,1,4-Diphenylhydrazine; SCM: Dimethylnaphthalene,1,4-Diphenylhydrazine.
EPA 300: DW: Bromide
EPA 6860: SCM: Perchlorate
EPA 9010: NPW and SCM: Amenable Cyanide Distillation
SM4500: NPW: Amenable Cyanide, Dissolved Oxygen; SCM: Total Phosphorus, TKN, NO2, NO3.

Mansfield Facility
SM 2540D: TSS
EPA 8082A: NPW: PCB: 1, 5, 31, 87,101, 110, 141, 151, 153, 180, 183, 187.
EPA TO-15: Halothane, 2,4,4-Trimethyl-2-pentene, 2,4,4-Trimethyl-1-pentene, Thiophene, 2-Methylthiophene, 3-Methylthiophene, 2-Ethylthiophene, 1,2,3-Trimethylbenzene, Indan, Indene, 1,2,4,5-Tetramethylbenzene, Benzothiophene, 1-Methylnaphthalene.
Biological Tissue Matrix: EPA 3050B

The following analytes are included in our Massachusetts DEP Scope of Accreditation

Westborough Facility:

Drinking Water
EPA 300.0: Chloride, Nitrate-N, Fluoride, Sulfate; **EPA 353.2**: Nitrate-N, Nitrite-N; **SM4500NO3-F**: Nitrate-N, Nitrite-N; **SM4500F-C, SM4500CN-CE, EPA 180.1, SM2130B, SM4500Cl-D, SM2320B, SM2540C, SM4500H-B**
EPA 332: Perchlorate; **EPA 524.2:** THMs and VOCs; **EPA 504.1:** EDB, DBCP.
Microbiology: **SM9215B; SM9223-P/A, SM9223B-Colilert-QT,SM9222D**.

Non-Potable Water
SM4500H,B, EPA 120.1, SM2510B, SM2540C, SM2320B, SM4500CL-E, SM4500F-BC, SM4500NH3-BH: Ammonia-N and Kjeldahl-N, **EPA 350.1**: Ammonia-N, **LACHAT 10-107-06-1-B**: Ammonia-N, **EPA 351.1, SM4500NO3-F, EPA 353.2**: Nitrate-N**, EPA 351.1, SM4500P-E, SM4500P-B, E, SM4500SO4-E, SM5220D, EPA 410.4, SM5210B, SM5310C, SM4500CL-D, EPA 1664, EPA 420.1, SM4500-CN-CE, SM2540D.**
EPA 624: Volatile Halocarbons & Aromatics,
EPA 608: Chlordane, Toxaphene, Aldrin, alpha-BHC, beta-BHC, gamma-BHC, delta-BHC, Dieldrin, DDD, DDE, DDT, Endosulfan I, Endosulfan II, Endosulfan sulfate, Endrin, Endrin Aldehyde, Heptachlor, Heptachlor Epoxide, PCBs
EPA 625: SVOC (Acid/Base/Neutral Extractables), **EPA 600/4-81-045**: PCB-Oil.
Microbiology: **SM9223B-Colilert-QT; Enterolert-QT, SM9221E, SM9222D.**

Mansfield Facility:

Drinking Water
EPA 200.7: Al, Ba, Be, Cd, Cr, Cu, Mn, Ni, Na, Ag, Ca, Zn. **EPA 200.8:** Al, Sb, As, Ba, Be, Cd, Cr, Cu, Pb, Mn, Ni, Se, Ag, TL, Zn. **EPA 245.1** Hg.
EPA 522.

Non-Potable Water
EPA 200.7: Al, Sb, As, Be, Cd, Ca, Cr, Co, Cu, Fe, Pb, Mg, Mn, Mo, Ni, K, Se, Ag, Na, Sr, TL, Ti, V, Zn.
EPA 200.8: Al, Sb, As, Be, Cd, Cr, Cu, Pb, Mn, Ni, Se, Ag, TL, Zn.
EPA 245.1 Hg.
SM2340B

For a complete listing of analytes and methods, please contact your Alpha Project Manager.

NEW YORK CHAIN OF CUSTODY

ALPHA

Westborough, MA 01581
8 Walkup Dr.
TEL: 508-898-9220
FAX: 508-898-9193

Mansfield, MA 02048
320 Forbes Blvd
TEL: 508-822-9300
FAX: 508-822-3288

Service Centers
Mahwah, NJ 07430: 35 Whitney Rd, Suite 5
Albany, NY 12205: 14 Walker Way
Tonawanda, NY 14150: 275 Cooper Ave, Suite 105

Page 1 of 2

Date Rec'd in Lab: 4/26/18

ALPHA Job #: L8 14701

Client Information
Client: Arcadis
Address: 855 Route 146
Suite 210, Clifton Park
Phone: (518) 250-7300
Fax:
Email: Elias.Moskal@Arcadis.com

Project Information
Project Name: Goulds Pumps, Cobalt Site
Project Location: Seneca Falls, NY
Project # 01257CBT.2018
(Use Project name as Project #) ☐
Project Manager: Elias Moskal
ALPHAQuote #:

Turn-Around Time
Standard ☒ Due Date:
Rush (only if pre approved) ☐ # of Days:

Deliverables
☐ ASP-A ☒ ASP-B
☒ EQuIS (1 File) ☐ EQuIS (4 File)
☒ Other

Regulatory Requirement
☐ NY TOGS ☐ NY Part 375
☐ AWQ Standards ☐ NY CP-51
☐ NY Restricted Use ☒ Other
☐ NY Unrestricted Use
☐ NYC Sewer Discharge

Billing Information
☒ Same as Client Info
PO #

Disposal Site Information
Please identify below location of applicable disposal facilities.
Disposal Facility:
☐ NJ ☐ NY
☐ Other:

These samples have been previously analyzed by Alpha ☐

Other project specific requirements/comments:

Please analyze and report the Same way as April 2017

Please specify Metals or TAL.

ANALYSIS

Sample Filtration
☐ Done
☒ Lab to do
Preservation
☐ Lab to do
(Please Specify below)

ALPHA Lab ID (Lab Use Only)	Sample ID	Collection Date	Collection Time	Sample Matrix	Sampler's Initials	NYTCL-8260+TICs	NYTCL-8082-1200ML	Total Hg Total Metals						Sample Specific Comments	Total Bottle
14701-01	TW/BRW-01R	4/24/18	1725	W	JD	✓	✓							ms/msd taken	15
-02	TW/BRW-01S	4/24/18	1248	W	JD	✓	✓								5
-03	MW-185R	4/24/18	1055	W	JD	✓	✓								5
-04	MW-26S	4/24/18	0907	W	JD	✓	✓								5
-05	MW-34	4/24/18	1225	W	AG	✓	✓								5
-06	MW-195R	4/24/18	0941	W	AG	✓	✓								5
-07	MW-24S	4/24/18	1107	W	AG	✓	✓								5
-08	MW-36	4/24/18	1601	W	AG	✓	✓								5
-09	MW-35	4/24/18	1346	W	AG	✓	✓								5
-10	DUP-MW-X	4/24/18	—	W	AG	✓	✓								5
					Container Type	V	A								
					Preservative	B	A								

Preservative Code:
A = None
B = HCl
C = HNO_3
D = H_2SO_4
E = NaOH
F = MeOH
G = $NaHSO_4$
H = $Na_2S_2O_3$
K/E = Zn Ac/NaOH
O = Other

Container Code
P = Plastic
A = Amber Glass
V = Vial
G = Glass
B = Bacteria Cup
C = Cube
O = Other
E = Encore
D = BOD Bottle

Westboro: Certification No: MA935
Mansfield: Certification No: MA015

Relinquished By:	Date/Time	Received By:	Date/Time
Andrew Gibson / Arcadis	4/25/18 1753	Benjamin Wager AAL	4-25-18 1753
Benjamin Wager	4-25-18 1758	[illegible]	4/26/18 0045

Please print clearly, legibly and completely. Samples can not be logged in and turnaround time clock will not start until any ambiguities are resolved. BY EXECUTING THIS COC, THE CLIENT HAS READ AND AGREES TO BE BOUND BY ALPHA'S TERMS & CONDITIONS. (See reverse side.)

Form No: 01-25 HC (rev. 30-Sept-2013)

NEW YORK CHAIN OF CUSTODY

ALPHA

Westborough, MA 01581
8 Walkup Dr.
TEL: 508-898-9220
FAX: 508-898-9193

Mansfield, MA 02048
320 Forbes Blvd
TEL: 508-822-9300
FAX: 508-822-3288

Service Centers
Mahwah, NJ 07430: 35 Whitney Rd, Suite 5
Albany, NY 12205: 14 Walker Way
Tonawanda, NY 14150: 275 Cooper Ave, Suite 105

Date Rec'd in Lab: 4/26/18 HCG

ALPHA Job #: L1814701

Client Information

Client: Arcadis
Address: ~~5th~~ 855 Route 146
Suite 210, Clifton Park
Phone: (518) 250-7300
Fax:
Email: Elias.MosKal@Arcadis.com

Project Information

Project Name: Goulds Pumps, Cobalt Site
Project Location: Seneca Falls, NY
Project #: 01257CBT.2018
(Use Project name as Project #) ☐
Project Manager: Elias Mos Kal
ALPHAQuote #:

Turn-Around Time

Standard ☒ Due Date:
Rush (only if pre approved) ☐ # of Days:

Deliverables

☐ ASP-A ☒ ASP-B
☒ EQuIS (1 File) ~~☒ EQuIS (4 File)~~
☒ Other

Regulatory Requirement

☐ NY TOGS ☐ NY Part 375
☐ AWQ Standards ☐ NY CP-51
☐ NY Restricted Use ☒ Other
☐ NY Unrestricted Use
☐ NYC Sewer Discharge

Billing Information

☒ Same as Client Info
PO #

Disposal Site Information

Please identify below location of applicable disposal facilities.

Disposal Facility:
☐ NJ ☐ NY
☐ Other:

These samples have been previously analyzed by Alpha ☐

Other project specific requirements/comments:

Please Analyze and report the Same way as April 2017

Please specify Metals or TAL.

Sample Filtration
☐ Done
☒ Lab to do
Preservation
☐ Lab to do
(Please Specify below)

ALPHA Lab ID (Lab Use Only)	Sample ID	Collection Date	Collection Time	Sample Matrix	Sampler's Initials	NYTCL-8260+TICs	NYTCL-8082-1000ml							Sample Specific Comments	Total Bottle
1470 -11	Trip Blank	4/24/18	—	W		✓									2
-12	Field Blank	4/24/18	1520	W	JD	✓	✓								5

Container Type	V	A							
Preservative	B	A							

Preservative Code:
A = None
B = HCl
C = HNO_3
D = H_2SO_4
E = NaOH
F = MeOH
G = $NaHSO_4$
H = $Na_2S_2O_3$
K/E = Zn Ac/NaOH
O = Other

Container Code
P = Plastic
A = Amber Glass
V = Vial
G = Glass
B = Bacteria Cup
C = Cube
O = Other
E = Encore
D = BOD Bottle

Westboro: Certification No: MA935
Mansfield: Certification No: MA015

Relinquished By:	Date/Time	Received By:	Date/Time
Andrew Gibson [illegible]	4/25/18 1753	[illegible] AHL	4-25-18 1753
[illegible]	4-25-18 1758	[illegible]	4/26/18 0045

Please print clearly, legibly and completely. Samples can not be logged in and turnaround time clock will not start until any ambiguities are resolved. BY EXECUTING THIS COC, THE CLIENT HAS READ AND AGREES TO BE BOUND BY ALPHA'S TERMS & CONDITIONS. (See reverse side.)

Form No: 01-25 HC (rev. 30-Sept-2013)

Data Validation Services

120 Cobble Creek Road P.O. Box 208
North Creek, NY 12853

Phone 518-251-4429
harry@frontiernet.net

May 5, 2018

Elias Moskal
ARCADIS, Inc.
855 Route 146 Suite 210
Clifton Park, NY 12065

RE: Validation of the ITT Goulds Cobalt Site Sample Analytical Laboratory Data
Data Usability Summary Report (DUSR)
Alpha SDG Nos. L1814701

Dear Mr. Moskal:

Review has been completed for the data package generated by Alpha Analytical that pertains to aqueous samples collected 04/24/18 at the ITT Goulds Cobalt site. Nine samples and a field duplicate were analyzed for Target Compound List (TCL) volatiles, volatile Tentatively Identified Compounds (TICs), and TCL Aroclor PCBs. A field blank and a trip blank were also processed. The analytical methodologies are those of the USEPA SW846 methods 8260C and 8082A.

The data packages submitted contain full deliverables for validation, and this DUSR is generated from review of the summary form information, with review of sample raw data, and limited review of associated QC raw data. The reported summary forms have been reviewed for application of validation qualifiers, using guidance from the USEPA Region 2 validation SOPs HW-24 and HW-27, the specific laboratory methodology, and professional judgment, as affect the usability of the data. The following items were reviewed:

* Data Completeness
* Case Narrative
* Custody Documentation
* Holding Times
* Surrogate and Internal Standard Recoveries
* Method and Preparation Blanks
* Blind Field Duplicate Correlations
* Laboratory Control Samples (LCSs)
* Instrumental Tunes
* Initial and Continuing Calibration Standards
* Method Compliance
* Sample Result Verification

The data review includes evaluation of the specific items noted in The NYS DER-10 Appendix B section 2.0 (c) DUSR description. The items listed above that show deficiencies are discussed within the text of this narrative. The laboratory QC forms illustrating the excursions can be found within the laboratory data package.

Those items showing deficiencies are discussed in the following sections of this report. All others were found to be acceptable as outlined in the above-mentioned validation procedures, and as applicable for the methodology. Unless noted specifically in the following text, reported results are substantiated by the raw data, and generated in compliance with project requirements.

In summary, the field sample results are usable as reported.

Data completeness, accuracy, precision, sensitivity, reproducibility, and comparability are acceptable

The client and laboratory sample identifications are attached to this text. Also included in this report are the validation qualifier definitions, and the client EQuIS EDD, qualified to reflect the qualifications/edits recommended in this report.

Blind Field Duplicate Correlation

The field duplicate correlations of MW-35 are within validation guidelines.

TCL Volatile Analyses by USEPA Method 8260C

Sample surrogate and internal standard recoveries are within acceptance ranges. Blanks show no contamination of analytes detected in project samples.

Matrix spike accuracy and precision evaluations were performed on TW/BRW-01R. Recoveries and duplicate correlations are within the validation guidelines.

The detected result for acetone in the field blank is qualified as estimated, with a high bias, due to elevated recoveries (170%) in the associated LCSs.

Calibration standards show responses within the validation guidelines, with the following exception, results for which are qualified as estimated in the indicated samples: bromomethane (low RRF) in the field and trip blanks.

TCL PCB Analyses by USEPA Method 8082A

Matrix spike accuracy and precision evaluations were performed for Aroclor mixtures 1016 and 1260 on TW-BRW-01R. Recoveries and duplicate correlations are within the recommended ranges and limits.

Holding time requirements were met, and the blanks show no contamination. Surrogate standard recoveries are within acceptance ranges.

Calibration standards show responses within the USEPA analytical and validation guidelines.

Please do not hesitate to contact me if questions or comments arise during your review of this report.

Very truly yours,

Judy Harry

Judy Harry

Att: Validation Qualifier Definitions
Sample Identifications
Qualified EQuIS EDD

VALIDATION DATA QUALIFIER DEFINITIONS

U	The analyte was analyzed for, but was not detected above the level of the associated reported quantitation limit.
J	The analyte was positively identified; the associated numerical value is an approximate concentration of the analyte in the sample.
J-	The analyte was positively identified; the associated numerical value is an estimated quantity that may be biased low.
J+	The analyte was positively identified; the associated numerical value is an estimated quantity that may be biased high.
UJ	The analyte was analyzed for, but was not detected. The associated reported quantitation limit is approximate and may be inaccurate or imprecise.
NJ	The detection is tentative in identification and estimated in value. Although there is presumptive evidence of the analyte, the result should be used with caution as a potential false positive and/or elevated quantitative value.
R	The data are unusable. The sample results are rejected due to serious deficiencies in meeting Quality Control limits. The analyte may or may not be present.
EMPC	The results do not meet all criteria for a confirmed identification. The quantitative value represents the Estimated Maximum Possible Concentration of the analyte in the sample.

Client and Laboratory Sample IDs

Project Name: GOULDS PUMPS, COBALT SITE
Project Number: 01257CBT.2018

Lab Number: L1814701
Report Date: 05/02/18

Alpha Sample ID	Client ID	Matrix	Sample Location	Collection Date/Time	Receive Date
L1814701-01	TW/BRW-01R	WATER	SENECA FALLS, NY	04/24/18 17:25	04/25/18
L1814701-02	TW/BRW-01S	WATER	SENECA FALLS, NY	04/24/18 12:48	04/25/18
L1814701-03	MW-18SR	WATER	SENECA FALLS, NY	04/24/18 10:55	04/25/18
L1814701-04	MW-26S	WATER	SENECA FALLS, NY	04/24/18 09:07	04/25/18
L1814701-05	MW-34	WATER	SENECA FALLS, NY	04/24/18 12:25	04/25/18
L1814701-06	MW-19SR	WATER	SENECA FALLS, NY	04/24/18 09:41	04/25/18
L1814701-07	MW-24S	WATER	SENECA FALLS, NY	04/24/18 11:07	04/25/18
L1814701-08	MW-36	WATER	SENECA FALLS, NY	04/24/18 16:01	04/25/18
L1814701-09	MW-35	WATER	SENECA FALLS, NY	04/24/18 13:46	04/25/18
L1814701-10	DUP-MW-X	WATER	SENECA FALLS, NY	04/24/18 00:00	04/25/18
L1814701-11	TRIP BLANK	WATER	SENECA FALLS, NY	04/24/18 00:00	04/25/18
L1814701-12	FIELD BLANK	WATER	SENECA FALLS, NY	04/24/18 15:20	04/25/18

Ms. Charlotte Theobald
New York State Department of Environmental Conservation – Region 8
6274 East Avon-Lima Road
Avon, New York 14414

Arcadis of New York, Inc.
855 Route 146
Suite 210
Clifton Park
New York 12065
Tel 518 250 7300
Fax 518 250 7301
www.arcadis.com

Subject:

Second Semi-Annual 2017 Groundwater Monitoring and Sampling Event Report
NYSDEC Site No. C850012 – Goulds Pumps Administration Inc. Cobalt Site
Seneca Falls, NY 13148

ENVIRONMENT

Date:
April 20, 2018

Contact:
Elias J. Moskal

Phone:
518.250.7333

Our ref:
01257CBT.2017

Dear Ms. Theobald:

On December 4, 5, 6 and 7, 2017 Arcadis personnel conducted the second semi-annual 2017 groundwater monitoring and sampling event and site inspection at the ITT Goulds Pumps Cobalt Site (Cobalt Site) located at 240-250 Fall Street, Seneca Falls, NY.

This report is required as an element of the Site Management Plan (SMP) prepared as part of the remedial program being implemented at the Cobalt Site under the New York State (NYS) Brownfield Cleanup Program (BCP), and administered by the New York State Department of Environmental Conservation (NYSDEC). The Cobalt Site is designated as BCP Site Number C850012 and was issued a Certificate of Completion (COC) on December 30, 2014. The NYSDEC approved the SMP (December 19, 2014) and requires that the Cobalt Site and its groundwater monitoring well network be inspected on an annual basis. Additionally, a groundwater monitoring program is to be implemented on a semi-annually basis for the first three years following the approval of the COC, and annually thereafter. Semi-annual groundwater monitoring began at the Cobalt Site in 2015. Accordingly, groundwater monitoring at the Cobalt Site will transition to a once-per-year frequency beginning in 2018. The frequency of groundwater monitoring in the future may be increased if monitoring results indicate a greater frequency is warranted. The 2018 monitoring event will occur during the second quarter; the results of which will be provided to the NYSDEC in the 2018 Cobalt Site Periodic Review Report (PRR).

The well and site inspection forms that were completed during the second semi-annual 2017 groundwater monitoring and inspection event are included in Attachment 1. The results of these activities are summarized below.

1.0 SITE INSPECTION

1.1 Pavement

Overall, the pavement portions of the site are in acceptable condition. During the inspection, no evidence of significant settlement or erosion was apparent. Pavement areas were intact, and no significant cracking or damage was observed.

1.2 Topsoil and Grass

Areas with topsoil and grass cover were inspected for evidence of erosion, absence of vegetation, areas of ponded water, settlement, and damage from burrowing animals. At the time of the inspection event, the condition of topsoil and grass was acceptable. No missing cap or cover material was observed during the site inspection.

1.3 Riprap Spillway

The riprap spillway areas located southwest of Building 900 and east of the adjacent closed landfill were inspected and appeared to be in satisfactory condition. There was no evidence of significant erosion, excessive vegetation, missing cover material, areas of settlement, or damage from burrowing animals. The riprap slope protection area on the southeastern side of Building 900 was inspected and found to be in good condition.

1.4 Concrete

Concrete areas surrounding Building 900 were inspected and found to be in good condition. There was no evidence of significant cracking or settlement, and no vegetation was observed to be growing in these areas.

1.5 Gravel

Gravel areas surrounding Building 900 were inspected and found to be in satisfactory condition. No significant areas of settlement were observed in the gravel areas adjacent to Building 900 during the site inspection.

1.6 Northwest Storage Area (NWSA) Cap

The NWSA Cap was inspected for evidence of erosion, cap integrity, vegetation, areas of ponded water, settlement, and damage from burrowing animals. Very limited vegetation was observed growing on the cap mostly along the fence between the NWSA Cap and the adjacent Closed Landfill. The amount of vegetation growth was not excessive or woody. In general, the NWSA Cap was in satisfactory condition.

1.7 Site Fence

The fence bordering the Cobalt Site and Closed Landfill to the west was inspected for holes or other obvious damage. The fence appeared to be in good condition and was functioning as designed during the inspection event.

1.8 Monitoring Well Network

Overall, the monitoring well network is in acceptable condition. Arcadis coordinated with drilling contractor Parratt Wolff, Inc (Parratt Wolff) of East Syracuse, NY to replace the damaged flush-mounted protective curb box at MW-29. Arcadis was on site to observe Parratt Wolff replace the curb box for MW-29 on December 5, 2017.

2.0 GROUNDWATER MONITORING AND SAMPLING

2.1 Water Levels and Hydraulic Gradients

Depths to groundwater were measured at 18 monitoring wells at the Cobalt Site (Table 1). The Cobalt Site water level measurements for this event are generally consistent with recent values. A potentiometric contour map was generated with the shallow (overburden) wells and is included as Figure

1. As shown in Figure 1, groundwater in the vicinity of the Cobalt Site generally flows south towards Fall Street which is consistent with previous potentiometric maps prepared for the Cobalt Site using shallow groundwater levels.

The NYSDEC-approved SMP requires 9 groundwater monitoring wells (MW-18SR, MW-19SR, MW-24S, MW-26S, MW-34, MW-35, MW-36, TW-BRW-01R, and TW-BRW-01S) to be sampled twice per year for analysis of Target Compound List (TCL) volatile organic compounds (VOCs) by EPA Method 8260C plus tentatively identified compounds (TICs) and polychlorinated biphenyls (PCBs) by EPA Method 8082A. All 9 wells were sampled during the 4Q 2017 monitoring event.

Groundwater samples were submitted under routine chain-of-custody protocols to Alpha Analytical, a NYDOH ELAP CLP certified laboratory in Westborough, MA for analysis. The laboratory report and chains of custody are included in Attachment 3. The TCL VOCs by EPA Method 8260C plus TICs and PCBs by EPA Method 8082A analytical data from the 4Q 2017 sampling event are summarized in Table 2 and Table 3, respectively. Field parameters were measured during sampling of the monitoring wells. These parameters are shown on the field sampling logs included in Attachment 3.

As shown in Tables 2 and 3, groundwater sampled from the following Cobalt Site monitoring wells exceeded NYSDEC Class GA groundwater standards:

- MW-18SR for 1,1,1-trichoroethane, 1,1-dichloroethane, and 1,1-dichloroethene;
- MW-24S for 1,1,1-trichoroethane, 1,1-dichloroethane, 1,1-dichloroethene and cis- 1,2-dicholorethene; and,
- TW/BRW-01S for total PCBs.

A figure illustrating compounds detected in groundwater samples is included as Figure 2. VOCs and PCBs were not detected in wells MW-26S, MW-34, MW-35, and MW-36. Only one VOC was detected in well MW-19SR at a low, estimated value. These results are generally consistent with recent sampling events at the Site; compounds detected above NYSDEC Class GA standards are in a limited area within the NWSA.

The next groundwater sampling event for the Cobalt Site will be conducted during the second quarter of 2017.

3.0 DATA VALIDATION

A data usability summary report (DUSR) was prepared by Data Validation Services of North Creek, New York and is included in Attachment 4. In general, the data are usable as reported or with minor qualifications. As indicated in the DUSR, reporting limits for samples MW-26S and DUP-MW-X were elevated because of laboratory dilution; however, no VOCs have been detected above groundwater standards in groundwater sampled from MW-26S since sampling began in 2015. Additionally, the data validator has indicated that TICs present in the samples be removed from consideration as sample components due to presence in the associated field blank. These qualifications, where applicable, have been incorporated in Tables 2 and 3 and on Figure 2.

4.0 RECOMMENDATIONS AND CONCLUSIONS

In general, the NYSDEC-approved SMP is working effectively at the Cobalt Site. No significant changes in groundwater conditions were observed during the 4Q 2017 monitoring and inspection event. In accordance the SMP, the Cobalt Site will be monitored once annually beginning in 2018 (during the second quarter) unless monitoring data warrant additional monitoring events.

If you have any questions or comments regarding the 4Q 2017 monitoring event results, please do not hesitate to call Jeff Stanek 949.562.7401 with ITT Environmental Affairs.

Very truly yours,

Arcadis of New York, Inc.,

Matthew C Yonkin

Matthew Yonkin, P.E., BCEE
Associate Vice President

I certify that I have reviewed the Second Semi-Annual 2017 Groundwater Monitoring and Sampling Event Report dated April 20, 2018 and that the document meets the requirements of the *Site Management Plan* (SMP) dated December 19, 2014. This report also conforms to applicable state, federal, and local regulations, generally accepted practices in the environmental profession and ARCADIS standards.

List of Figures:

Figure 1 – Site Plan and Potentiometric Map

Figure 2 – Summary of Validated VOC & PCB Detections in Groundwater

List of Tables:

Table 1 – Summary of Water Levels

Table 2 – Summary of Validated Analytical Results – VOCs in Groundwater

Table 3 – Summary of Validated Analytical Results – PCBs in Groundwater

List of Attachments:

Attachment 1 – Fourth Quarter 2017 Site and Well Inspection Forms

Attachment 2 – Groundwater Monitoring Field Purge Logs

Attachment 3 – Summary Data Package – Alpha Analytical

Attachment 4 – Data Usability Summary Report – Data Validation Services, Inc.

cc:

Jeff Stanek – ITT Inc.

Lisa Hall – ITT Inc.

FIGURES

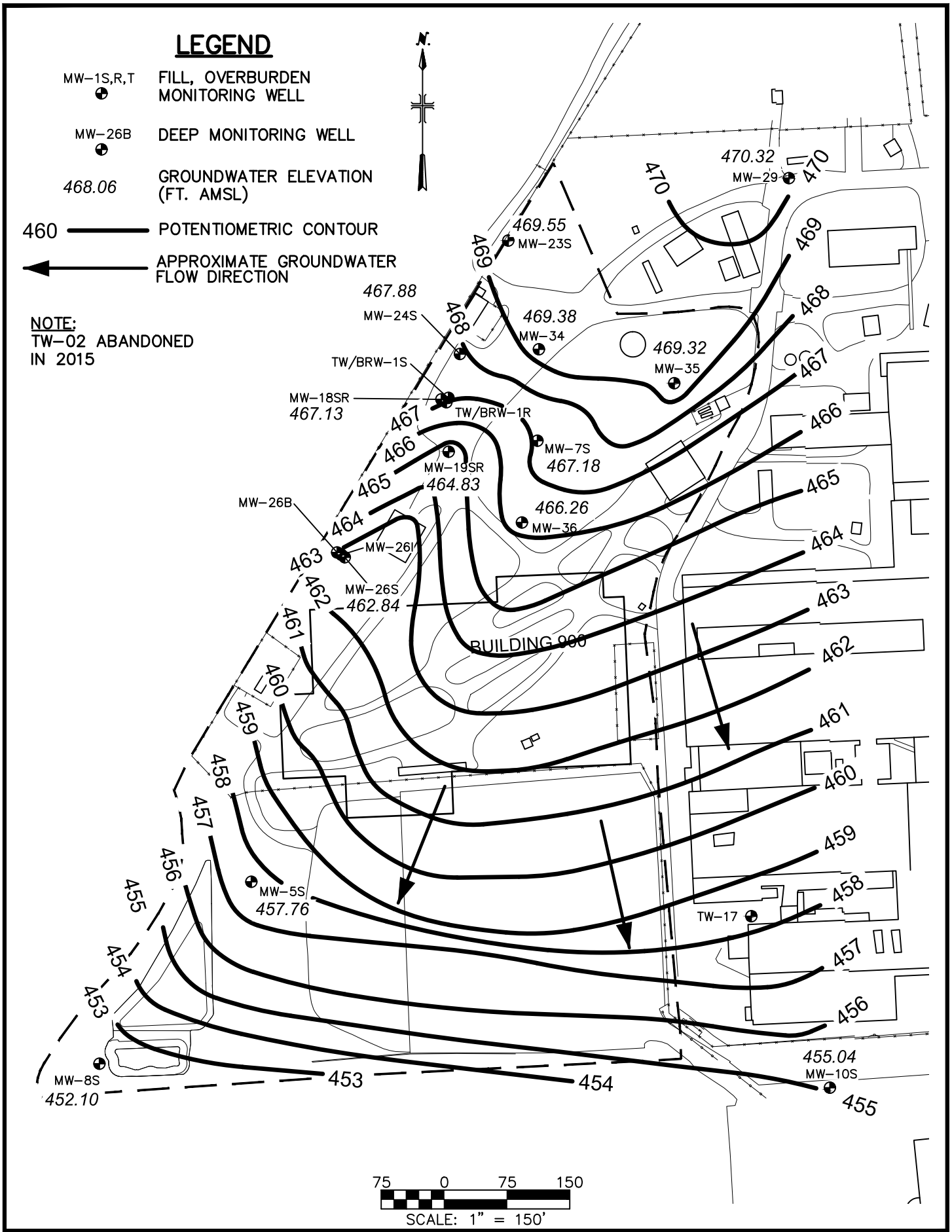

ARCADIS

GOULDS PUMPS COBALT SITE
240 FALL STREET
SENECA FALLS, NEW YORK
NYSDEC SITE NO. C850012

SITE PLAN & POTENTIOMETRIC MAP

SCALE: AS SHOWN

DECEMBER 2017

FIGURE 1

USER: HAUSMANN FILENAME: G:\ACAD\PROJ\01257117.0000\FIGURES\COBALT POT MAP-DEC 2017.DWG SAVE DATE: 4/19/2018 9:56 AM PLOT DATE: 4/19/2018 9:57 AM

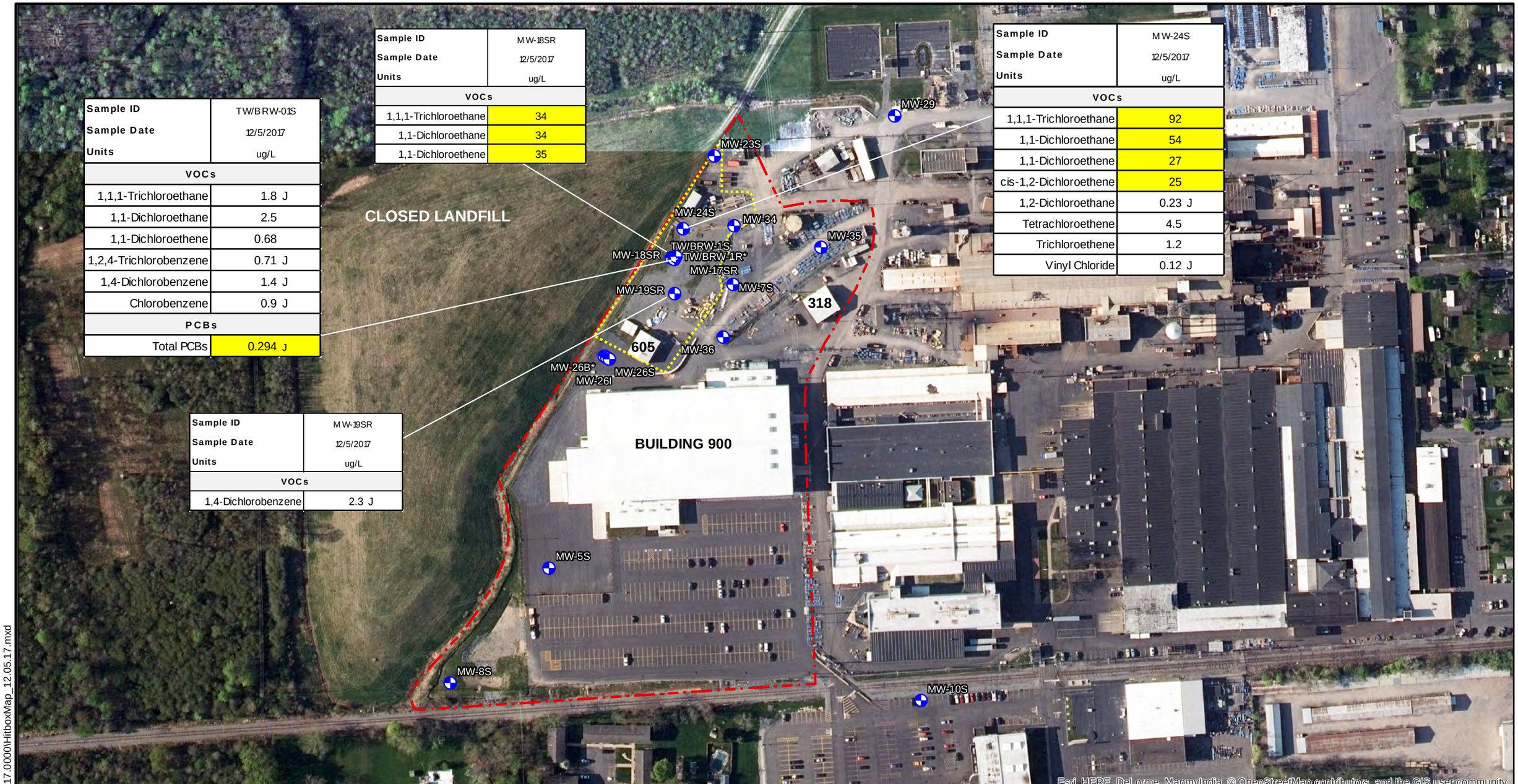

Sample ID	TW/BRW-01S
Sample Date	12/5/2017
Units	ug/L
VOCs	
1,1,1-Trichloroethane	1.8 J
1,1-Dichloroethane	2.5
1,1-Dichloroethene	0.68
1,2,4-Trichlorobenzene	0.71 J
1,4-Dichlorobenzene	1.4 J
Chlorobenzene	0.9 J
PCBs	
Total PCBs	0.294 J

Sample ID	MW-18SR
Sample Date	12/5/2017
Units	ug/L
VOCs	
1,1,1-Trichloroethane	34
1,1-Dichloroethane	34
1,1-Dichloroethene	35

Sample ID	MW-24S
Sample Date	12/5/2017
Units	ug/L
VOCs	
1,1,1-Trichloroethane	92
1,1-Dichloroethane	54
1,1-Dichloroethene	27
cis-1,2-Dichloroethene	25
1,2-Dichloroethane	0.23 J
Tetrachloroethene	4.5
Trichloroethene	1.2
Vinyl Chloride	0.12 J

Sample ID	MW-19SR
Sample Date	12/5/2017
Units	ug/L
VOCs	
1,4-Dichlorobenzene	2.3 J

Legend

- Monitoring Well
- NWSA (Approximate)
- Approximate Site Boundary

Note: J - Estimated below laboratory reporting limit.

Highlighted concentrations exceed NYSDEC Class GA Standard

0 150 300 600 900 1,200 Feet

N

GOULDS PUMPS COBALT SITE
240 FALL STREET
SENECA FALLS, NEW YORK
NYSDEC SITE NO. C850012

SUMMARY OF VALIDATED VOC & PCB DETECTIONS IN GROUNDWATER

ARCADIS Design & Consultancy for natural and built assets

FIGURE 2

Document Path: G:\GISMOD\01257117.0000\HitboxMap_12.05.17.mxd

TABLES

Table 1
Summary of Water Levels
Goulds Pumps - Cobalt Site
Seneca Falls, NY

Well ID	Northing	Easting	Ground Elevation (ft amsl)	Top of Riser Elevation (ft amsl)	Measuring Point Elevation (ft amsl)	Hydrogeologic Screen Interval	Groundwater Level 5/26/2015		Groundwater Level 11/11/2015		Groundwater Level 5/10/2016		Groundwater Level 12/05/2016		Groundwater Level 4/03/2017		Groundwater Level 12/04/2017	
							(ft btoc)	(ft amsl)	(ft btoc)	(ft amsl)	(ft btoc)	(ft amsl)	(ft btoc)	(ft amsl)	(ft btoc)	(ft amsl)	(ft btoc)	(ft amsl)
MW-5S	1061227.0	758514.8	463.5	466.1	462.98	Silt & Clay	4.77	458.21	5.02	457.96	4.92	458.06	4.76	458.22	4.32	458.66	5.22	457.76
MW-7S	1061753.4	758856.1	469.4	471.8	471.77	Silt & Clay	4.52	467.25	4.51	467.26	4.4	467.37	4.04	467.73	2.90	468.87	4.59	467.18
MW-8S	1061009.8	759205.1	458.4	460.9	460.85	Silt & Clay	DRY	NA	8.81	452.04	8.85	452.00	8.79	452.06	8.24	452.61	8.75	452.10
MW-10S	1060981.2	759205.1	458.1	458.09	457.42	Silt & Clay	1.77	455.65	1.92	455.50	1.88	455.54	1.68	455.74	0.69	456.73	2.38	455.04
MW-18SR	1061802.7	758741.5	470.9	470.5	470.54	Silt & Clay	2.78	467.76	2.73	467.81	2.75	467.79	2.59	467.95	2.08	468.46	3.41	467.13
MW-19SR	1061736.6	758747.7	470.2	469.7	469.66	Silt & Clay	2.60	467.06	2.91	466.75	2.63	467.03	2.18	467.48	1.76	467.90	4.83	464.83
MW-23S	1061992.2	758821.4	473.2	475.4	475.36	Silt & Clay	6.27	469.09	4.45	470.91	5.74	469.62	4.85	470.51	4.32	471.04	5.81	469.55
MW-24S	1061856.9	758763.6	471.5	471.1	471.11	Silt & Clay	3.05	468.06	2.93	468.18	2.9	468.21	2.71	468.40	1.14	469.97	3.23	467.88
MW-26B*	1061620	758617.1	467.1	469.4	469.35	Bedrock	22.36	446.99	23.31	446.04	22.6	446.75	24.45	444.90	21.88	447.47	22.93	446.42
MW-26I	1061617.3	758622.2	467.3	469.2	469.22	Sand & Silt	23.25	445.97	24.08	445.14	23.41	445.81	25.06	444.16	22.89	446.33	23.77	445.45
MW-26S	1061614.3	758626.3	467.6	469.5	469.52	Silt & Clay	7.46	462.06	6.62	462.90	6.73	462.79	6.74	462.78	6.24	463.28	6.68	462.84
MW-29	1062066.7	759156.3	474.9	474.9	474.6	Silt & Clay	4.64	469.96	4.41	470.19	4.28	470.32	3.78	470.82	3.26	471.34	4.28	470.32
MW-34	1061862.504	758857.8706	471.57	471.10	471.55	Silt & Clay	1.94	NA	2.00	469.55	2.04	469.51	1.90	469.65	1.84	469.71	2.17	469.38
MW-35	1061821.951	759019.4162	471.12	470.95	471.18	Silt & Clay	1.68	NA	1.88	469.30	1.69	469.49	1.81	469.37	1.10	470.08	1.86	469.32
MW-36	1061655.772	758837.6341	469.58	469.25	469.56	Silt & Clay	7.00	NA	6.56	463.00	3.71	465.85	1.58	467.98	3.05	466.51	3.30	466.26
TW-02	1061669.1	758952.2	466.6	466.3	466.34	Silt & Clay	NM**	NA	NM**	NA	NM**	NA	NM**	NA	NM**	NA	NM**	NA
TW-22	NA	NA	NA	461.8	NA	Silt & Clay	CNL	CNL	CNL	CNL	CNL	CNL	CNL	CNL	CNL	CNL	CNL	CNL
TW/BRW-1S	1061799.3	758747.5	470.7	470.5	470.49	Silt & Clay	NM***	NM	3.18	467.31	NM***	NA	NM***	NA	1.90	468.59	1.98	468.51
TW/BRW-1R*	1061804.5	758750	470.7	470.4	470.39	Bedrock	23.20	447.19	24.17	446.22	23.4	446.99	25.38	445.01	22.71	447.68	23.79	446.60

Notes:

Horizontal Datum: NAD83(CORS) - NEW YORK STATE PLANE COORDINATE SYSTEM, CENTRAL ZONE

Vertical Datum: North American Vertical Datum of 1988 (NAVD88)

TW-02 was abandoned in 2015

CNL - Could Not Locate

ft amsl - feet above mean sea level ft btoc - feet below top of casing ID - identification

NA - Not Available

NM - Not Measured

* Bedrock screened well

** Well is destroyed

*** Monitoring well is 1/2" diameter - water level probe would not fit down well

Table 2
Summary of Validated Analytical Results - VOCs in Groundwater
Goulds Pumps Administration - Cobalt Site
Seneca Falls, NY

Sample ID **Sample Date** **Units**	NYSDEC Class GA Standard (ug/L)	MW-18SR 5/27/2015 ug/L	MW-18SR 11/11/2015 ug/L	MW-18SR 5/10/2016 ug/L	MW-18SR 12/6/2016 ug/L	MW-18SR 4/3/2017 ug/L	MW-18SR 12/5/2017 ug/L	MW-19SR 5/27/2015 ug/L	MW-19SR 11/12/2015 ug/L	MW-19SR 5/10/2016 ug/L	MW-19SR 12/6/2016 ug/L	MW-19SR 4/3/2017 ug/L	MW-19SR 12/5/2017 ug/L
Volatile Organic Compounds													
1,1,1-Trichloroethane	5	**14**	**8.2**	**9.2**	**8.6**	**9.5**	**34**	2.5 U	2.5 U	2.5 U	2.5 U	2.5 U	2.5 U
1,1,2,2-Tetrachloroethane	5	0.5 U	0.5 U	0.5 U	0.5 U	0.5 U	0.5 U	0.5 U	0.5 U	0.5 U	0.5 U	0.5 U	0.5 U
1,1,2-Trichloroethane	1	1.5 U	1.5 U	1.5 U	1.5 U	1.5 U	1.5 U	1.5 U	1.5 U	1.5 U	1.5 U	1.5 U	1.5 U
1,1-Dichloroethane	5	**8.5**	**5.4**	**5.2**	**5.4**	**8.5**	**34**	1.4 J	1.3 J	0.84 J	0.81 J	2.5 U	2.5 U
1,1-Dichloroethene	5	**11**	**6.1 J**	**5**	**7.4**	**9.4**	**35**	0.5 U	0.5 UJ	0.5 U	0.5 U	0.5 U	0.5 U
1,2,3-Trichlorobenzene		2.5 U	2.5 U	2.5 U	2.5 U	2.5 U	2.5 U	2.5 U	2.5 U	2.5 U	2.5 U	2.5 U	2.5 U
1,2,4-Trichlorobenzene	5	2.5 U	2.5 UJ	2.5 U	2.5 U	2.5 U	2.5 U	2.5 U	2.5 UJ	2.5 U	2.5 U	2.5 U	2.5 U
1,2-Dibromo-3-chloropropane	0.04	2.5 U	2.5 U	2.5 U	2.5 U	2.5 U	2.5 U	2.5 U	2.5 U	2.5 U	2.5 U	2.5 U	2.5 U
1,2-Dibromoethane	5	2.0 U	2.0 U	2.0 U	2.0 U	2.0 U	2.0 U	2.0 U	2.0 U	2.0 U	2.0 U	2.0 U	2.0 U
1,2-Dichlorobenzene	3	2.5 U	2.5 U	2.5 U	2.5 U	2.5 U	2.5 U	2.5 U	2.5 U	2.5 U	2.5 U	2.5 U	2.5 U
1,2-Dichloroethane	0.6	0.5 U	0.5 U	0.5 U	0.5 U	0.5 U	0.5 U	0.5 U	0.5 U	0.5 U	0.5 U	0.5 U	0.5 U
1,2-Dichloropropane	1	1.0 U	1.0 U	1.0 U	1.0 U	1.0 U	1.0 U	1.0 U	1.0 U	1.0 U	1.0 U	1.0 U	1.0 U
1,3-Dichlorobenzene	3	2.5 U	2.5 U	2.5 U	2.5 U	2.5 U	2.5 U	1.4 J	1.4 J	1.5 J	2.5 U	2.5 U	2.5 U
1,4-Dichlorobenzene	3	2.5 U	2.5 U	2.5 U	2.5 U	2.5 U	2.5 U	**4.0**	**4.0**	**4.6**	1.6 J	1.6 J	2.3 J
2-Butanone	50	5.0 U	5.0 U	5.0 U	5.0 U	5.0 U	5.0 U	5.0 U	5.0 U	5.0 U	5.0 U	5.0 U	5.0 U
2-Hexanone	50*	5.0 U	5.0 U	5.0 U	5.0 U	5.0 U	5.0 U	5.0 U	5.0 U	5.0 U	5.0 U	5.0 U	5.0 U
4-Methyl-2-pentanone		5.0 U	5.0 U	5.0 U	5.0 U	5.0 U	5.0 U	5.0 U	5.0 U	5.0 U	5.0 U	5.0 U	5.0 U
Acetone	50*	5.0 U	5.0 U	5.0 U	5.0 U	5.0 U	5.0 U	5.0 U	5.0 U	5.0 U	5.0 U	5.0 U	5.0 U
Benzene	1	0.5 U	0.5 U	0.5 U	0.5 U	0.5 U	0.5 U	0.5 U	0.5 U	0.5 U	0.5 U	0.5 U	0.5 U
Bromochloromethane		2.5 U	2.5 U	2.5 U	2.5 U	2.5 U	2.5 U	2.5 U	2.5 U	2.5 U	2.5 U	2.5 U	2.5 U
Bromodichloromethane	50	0.5 U	0.5 U	0.5 U	0.5 U	0.5 U	0.5 U	0.5 U	0.5 U	0.5 U	0.5 U	0.5 U	0.5 U
Bromoform	50*	2.0 U	2.0 UJ	2.0 U	2.0 U	2.0 U	2.0 U	2.0 U	2.0 UJ	2.0 U	2.0 U	2.0 U	2.0 U
Bromomethane	5	2.5 U	2.5 U	2.5 U	2.5 U	2.5 U	2.5 UJ	2.5 U	2.5 U	2.5 UJ	2.5 U	2.5 UJ	2.5 U
Carbon disulfide		5.0 U	5.0 U	5.0 U	5.0 U	5.0 U	5.0 U	5.0 U	5.0 U	5.0 U	5.0 U	5.0 U	5.0 U
Carbon tetrachloride	5	0.5 U	0.5 U	0.5 U	0.5 U	0.5 U	0.5 U	0.5 U	0.5 U	0.5 U	0.5 U	0.5 U	0.5 U
Chlorobenzene	5	2.5 U	2.5 U	2.5 U	2.5 U	2.5 U	2.5 U	1.4 J	1.6 J	1.6 J	2.5 U	2.5 U	2.5 U
Chloroethane	5	2.5 U	2.5 U	2.5 U	2.5 U	2.5 U	2.5 U	2.5 U	2.5 U	2.5 U	2.5 U	2.5 U	2.5 U
Chloroform	7	2.5 U	2.5 U	2.5 U	2.5 U	2.5 U	2.5 U	2.5 U	2.5 U	2.5 U	2.5 U	2.5 U	2.5 U
Chloromethane		2.5 U	2.5 U	2.5 U	2.5 U	2.5 U	2.5 UJ	2.5 U	2.5 U	2.5 U	2.5 U	2.5 U	2.5 U
cis-1,2-Dichloroethene	5	2.5 U	2.5 U	2.5 U	2.5 U	2.5 U	2.5 U	2.5 U	2.5 U	2.5 U	2.5 U	2.5 U	2.5 U
cis-1,3-Dichloropropene	0.4	0.5 U	0.5 U	0.5 U	0.5 U	0.5 U	0.5 U	0.5 U	0.5 U	0.5 U	0.5 U	0.5 U	0.5 U
Cyclohexane		10 U	10 U	10 U	10 U	10 U	10 UJ	10 U	10 U	10 U	10 U	10 U	10 U
Dibromochloromethane	50	0.5 U	0.5 U	0.5 U	0.5 U	0.5 U	0.5 U	0.5 U	0.5 U	0.5 U	0.5 U	0.5 U	0.5 U
Dichlorodifluoromethane	5	5.0 U	5.0 U	5.0 U	5.0 U	5.0 U	5.0 U	5.0 U	5.0 U	5.0 U	5.0 U	5.0 U	5.0 U
Ethylbenzene	5	2.5 U	2.5 U	2.5 U	2.5 U	2.5 U	2.5 U	2.5 U	2.5 U	2.5 U	2.5 U	2.5 U	2.5 U
Freon-113		2.5 U	2.5 U	2.5 U	2.5 U	2.5 U	2.5 U	2.5 U	2.5 U	2.5 U	2.5 U	2.5 U	2.5 U
Isopropylbenzene	5	2.5 U	2.5 U	2.5 U	2.5 U	2.5 U	2.5 U	2.5 U	2.5 U	2.5 U	2.5 U	2.5 U	2.5 U
Methyl Acetate		2.0 U	2.0 U	2.0 U	2.0 U	2.0 U	2.0 U	2.0 U	2.0 U	2.0 U	2.0 U	2.0 U	2.0 U
Methyl cyclohexane		10 U	10 U	10 U	10 U	10 U	10 U	10 U	10 U	10 U	10 U	10 U	10 U
Methyl tert butyl ether	10	2.5 U	2.5 U	2.5 U	2.5 U	2.5 U	2.5 U	2.5 U	2.5 U	2.5 U	2.5 U	2.5 U	2.5 U
Methylene chloride	5	2.5 U	2.5 U	2.5 U	2.5 U	2.5 U	2.5 U	2.5 U	2.5 U	2.5 U	2.5 U	2.5 U	2.5 U
o-Xylene	*	2.5 U	2.5 U	2.5 U	2.5 U	2.5 U	2.5 U	2.5 U	2.5 U	2.5 U	2.5 U	2.5 U	2.5 U
p/m-Xylene	*	2.5 U	2.5 U	2.5 U	2.5 U	2.5 U	2.5 U	2.5 U	2.5 U	2.5 U	2.5 U	2.5 U	2.5 U
Styrene	5	2.5 U	2.5 U	2.5 U	2.5 U	2.5 U	2.5 U	2.5 U	2.5 U	2.5 U	2.5 U	2.5 U	2.5 U
Tetrachloroethene	5	0.5 U	0.5 U	0.5 U	0.5 U	0.5 U	0.5 U	0.5 U	0.5 U	0.5 U	0.5 U	0.5 U	0.5 U
Toluene	5	2.5 U	2.5 U	2.5 U	2.5 U	2.5 U	2.5 U	2.5 U	2.5 U	2.5 U	2.5 U	2.5 U	2.5 U
trans-1,2-Dichloroethene	5	2.5 U	2.5 U	2.5 U	2.5 U	2.5 U	2.5 U	2.5 U	2.5 U	2.5 U	2.5 U	2.5 U	2.5 U
trans-1,3-Dichloropropene	0.4	0.5 U	0.5 U	0.5 U	0.5 U	0.5 U	0.5 U	0.5 U	0.5 U	0.5 U	0.5 U	0.5 U	0.5 U
Trichloroethene	5	0.5 U	0.5 U	0.5 U	0.5 U	0.5 U	0.5 U	0.5 U	0.5 U	0.5 U	0.5 U	0.5 U	0.5 U
Trichlorofluoromethane	5	2.5 U	2.5 U	2.5 U	2.5 U	2.5 U	2.5 U	2.5 U	2.5 U	2.5 U	2.5 U	2.5 U	2.5 U
Vinyl chloride	2	1.0 U	1.0 U	1.0 U	1.0 U	0.12 J	1.0 UJ	1.0 U	1.0 U	1.0 U	1.0 U	1.0 U	1.0 U
Total TIC Compounds	--	ND	1.3 J	5.86 J	ND	ND	ND	ND	ND	ND	ND	ND	ND

NOTES:

U = Compound not detected; laboratory reporting limit shown

UJ = Compound not detected; associated reported quantitation limit is approximate and may be inaccurate or imprecise.

J = Estimated concentration less than laboratory reporting limit

J- = Associated value is estimated and may be biased low

ND = Not Detected

= Concentration exceeds NYSDEC Class GA Standard

DUP-MW-X, DUPLICATE collected at MW-35

Table 2
Summary of Validated Analytical Results - VOCs in Groundwater
Goulds Pumps Administration - Cobalt Site
Seneca Falls, NY

Sample ID **Sample Date** **Units**	NYSDEC Class GA Standard (ug/L)	MW-34 5/27/2015 ug/L	MW-34 11/12/2015 ug/L	MW-34 5/10/2016 ug/L	MW-34 12/6/2016 ug/L	MW-34 4/4/2017 ug/L	MW-34 12/5/2017 ug/L	MW-35 5/27/2015 ug/L	MW-35 11/12/2015 ug/L	MW-35 5/10/2016 ug/L	MW-35 12/6/2016 ug/L	MW-35 4/3/2017 ug/L	MW-35 12/5/2017 ug/L
Volatile Organic Compounds													
1,1,1-Trichloroethane	5	2.5 U	2.5 U	2.5 U	2.5 U	2.5 U	2.5 U	2.5 U	2.5 U	2.5 U	2.5 U	2.5 U	2.5 U
1,1,2,2-Tetrachloroethane	5	0.5 U	0.5 U	0.5 U	0.5 U	0.5 U	0.5 U	0.5 U	0.5 U	0.5 U	0.5 U	0.5 U	0.5 U
1,1,2-Trichloroethane	1	1.5 U	1.5 U	1.5 U	1.5 U	1.5 U	1.5 U	1.5 U	1.5 U	1.5 U	1.5 U	1.5 U	1.5 U
1,1-Dichloroethane	5	2.5 U	2.5 U	2.5 U	2.5 U	2.5 U	2.5 U	2.5 U	2.5 U	2.5 U	2.5 U	2.5 U	2.5 U
1,1-Dichloroethene	5	0.5 U	0.5 UJ	0.5 U	0.5 U	0.5 U	0.5 U	0.5 U	0.5 UJ	0.5 U	0.5 U	0.5 U	0.5 U
1,2,3-Trichlorobenzene		2.5 U	2.5 U	2.5 U	2.5 U	2.5 U	2.5 U	2.5 U	2.5 U	2.5 U	2.5 U	2.5 U	2.5 U
1,2,4-Trichlorobenzene	5	2.5 U	2.5 UJ	2.5 U	2.5 U	2.5 U	2.5 U	2.5 U	2.5 UJ	2.5 U	2.5 U	2.5 U	2.5 U
1,2-Dibromo-3-chloropropane	0.04	2.5 U	2.5 U	2.5 U	2.5 U	2.5 U	2.5 U	2.5 U	2.5 U	2.5 U	2.5 U	2.5 U	2.5 U
1,2-Dibromoethane	5	2.0 U	2.0 U	2.0 U	2.0 U	2.0 U	2.0 U	2.0 U	2.0 U	2.0 U	2.0 U	2.0 U	2.0 U
1,2-Dichlorobenzene	3	2.5 U	2.5 U	2.5 U	2.5 U	2.5 U	2.5 U	2.5 U	2.5 U	2.5 U	2.5 U	2.5 U	2.5 U
1,2-Dichloroethane	0.6	0.5 U	0.5 U	0.5 U	0.5 U	0.5 U	0.5 U	0.5 U	0.5 U	0.5 U	0.5 U	0.5 U	0.5 U
1,2-Dichloropropane	1	1.0 U	1.0 U	1.0 U	1.0 U	1.0 U	1.0 U	1.0 U	1.0 U	1.0 U	1.0 U	1.0 U	1.0 U
1,3-Dichlorobenzene	3	2.5 U	2.5 U	2.5 U	2.5 U	2.5 U	2.5 U	2.5 U	2.5 U	2.5 U	2.5 U	2.5 U	2.5 U
1,4-Dichlorobenzene	3	2.5 U	2.5 U	2.5 U	2.5 U	2.5 U	2.5 U	2.5 U	2.5 U	2.5 U	2.5 U	2.5 U	2.5 U
2-Butanone	50	5.0 U	5.0 U	5.0 U	5.0 U	5.0 U	5.0 U	5.0 U	5.0 U	5.0 U	5.0 U	5.0 U	5.0 U
2-Hexanone	50*	5.0 U	5.0 U	5.0 U	5.0 U	5.0 U	5.0 U	5.0 U	5.0 U	5.0 U	5.0 U	5.0 U	5.0 U
4-Methyl-2-pentanone		5.0 U	5.0 U	5.0 U	5.0 U	5.0 U	5.0 U	5.0 U	5.0 U	5.0 U	5.0 U	5.0 U	5.0 U
Acetone	50*	5.0 U	5.0 U	5.0 U	5.0 U	5.0 U	5.0 U	5.0 U	5.0 U	5.0 U	5.0 U	5.0 U	5.0 U
Benzene	1	0.5 U	0.5 U	0.5 U	0.5 U	0.5 U	0.5 U	0.5 U	0.5 U	0.5 U	0.5 U	0.5 U	0.5 U
Bromochloromethane		2.5 U	2.5 U	2.5 U	2.5 U	2.5 U	2.5 U	2.5 U	2.5 U	2.5 U	2.5 U	2.5 U	2.5 U
Bromodichloromethane	50	0.5 U	0.5 U	0.5 U	0.5 U	0.5 U	0.5 U	0.5 U	0.5 U	0.5 U	0.5 U	0.5 U	0.5 U
Bromoform	50*	2.0 U	2.0 UJ	2.0 U	2.0 U	2.0 U	2.0 U	2.0 U	2.0 UJ	2.0 U	2.0 U	2.0 U	2.0 U
Bromomethane	5	2.5 U	2.5 U	2.5 U	2.5 U	2.5 UJ	2.5 UJ	2.5 U	2.5 U	2.5 U	2.5 U	2.5 UJ	2.5 UJ
Carbon disulfide		5.0 U	5.0 U	5.0 U	5.0 U	5.0 U	5.0 U	5.0 U	5.0 U	5.0 U	5.0 U	5.0 U	5.0 U
Carbon tetrachloride	5	0.5 U	0.5 U	0.5 U	0.5 U	0.5 U	0.5 U	0.5 U	0.5 U	0.5 U	0.5 U	0.5 U	0.5 U
Chlorobenzene	5	2.5 U	2.5 U	2.5 U	2.5 U	2.5 U	2.5 U	2.5 U	2.0 J	2.5 U	2.5 U	2.5 U	2.5 U
Chloroethane	5	2.5 U	2.5 U	2.5 U	2.5 U	2.5 U	2.5 U	2.5 U	2.5 U	2.5 U	2.5 U	2.5 U	2.5 U
Chloroform	7	2.5 U	2.5 U	2.5 U	2.5 U	2.5 U	2.5 U	2.5 U	2.5 U	2.5 U	2.5 U	2.5 U	2.5 U
Chloromethane		2.5 U	2.5 U	2.5 U	2.5 U	2.5 U	2.5 UJ	2.5 U	2.5 U	2.5 U	2.5 U	2.5 U	2.5 UJ
cis-1,2-Dichloroethene	5	2.5 U	2.5 U	2.5 U	2.5 U	2.5 U	2.5 U	2.5 U	2.5 U	2.5 U	2.5 U	2.5 U	2.5 U
cis-1,3-Dichloropropene	0.4	0.5 U	0.5 U	0.5 U	0.5 U	0.5 U	0.5 U	0.5 U	0.5 U	0.5 U	0.5 U	0.5 U	0.5 U
Cyclohexane		10 U	10 U	10 U	10 U	10 U	10 UJ	10 U	10 U	10 U	10 U	10 U	10 UJ
Dibromochloromethane	50	0.5 U	0.5 U	0.5 U	0.5 U	0.5 U	0.5 U	0.5 U	0.5 U	0.5 U	0.5 U	0.5 U	0.5 U
Dichlorodifluoromethane	5	5.0 U	5.0 U	5.0 U	5.0 U	5.0 U	5.0 U	5.0 U	5.0 U	5.0 U	5.0 U	5.0 U	5.0 U
Ethylbenzene	5	2.5 U	2.5 U	2.5 U	2.5 U	2.5 U	2.5 U	2.5 U	2.5 U	2.5 U	2.5 U	2.5 U	2.5 U
Freon-113		2.5 U	2.5 U	2.5 U	2.5 U	2.5 U	2.5 U	2.5 U	2.5 U	2.5 U	2.5 U	2.5 U	2.5 U
Isopropylbenzene	5	2.5 U	2.5 U	2.5 U	2.5 U	2.5 U	2.5 U	2.5 U	2.5 U	2.5 U	2.5 U	2.5 U	2.5 U
Methyl Acetate		2.0 U	2.0 U	2.0 U	2.0 U	2.0 U	2.0 U	2.0 U	2.0 U	2.0 U	2.0 U	2.0 U	2.0 U
Methyl cyclohexane		10 U	10 U	10 U	10 U	10 U	10 U	10 U	10 U	10 U	10 U	10 U	10 U
Methyl tert butyl ether	10	2.5 U	2.5 U	2.5 U	2.5 U	2.5 U	2.5 U	2.5 U	2.5 U	2.5 U	2.5 U	2.5 U	2.5 U
Methylene chloride	5	2.5 U	2.5 U	2.5 U	2.5 U	2.5 U	2.5 U	2.5 U	2.5 U	2.5 U	2.5 U	2.5 U	2.5 U
o-Xylene	*	2.5 U	2.5 U	2.5 U	2.5 U	2.5 U	2.5 U	2.5 U	2.5 U	2.5 U	2.5 U	2.5 U	2.5 U
p/m-Xylene	*	2.5 U	2.5 U	2.5 U	2.5 U	2.5 U	2.5 U	2.5 U	2.5 U	2.5 U	2.5 U	2.5 U	2.5 U
Styrene	5	2.5 U	2.5 U	2.5 U	2.5 U	2.5 U	2.5 U	2.5 U	2.5 U	2.5 U	2.5 U	2.5 U	2.5 U
Tetrachloroethene	5	0.5 U	0.5 U	0.5 U	0.5 U	0.5 U	0.5 U	0.5 U	0.5 U	0.5 U	0.5 U	0.5 U	0.5 U
Toluene	5	2.5 U	2.5 U	2.5 U	2.5 U	2.5 U	2.5 U	2.5 U	2.5 U	2.5 U	2.5 U	2.5 U	2.5 U
trans-1,2-Dichloroethene	5	2.5 U	2.5 U	2.5 U	2.5 U	2.5 U	2.5 U	2.5 U	2.5 U	2.5 U	2.5 U	2.5 U	2.5 U
trans-1,3-Dichloropropene	0.4	0.5 U	0.5 U	0.5 U	0.5 U	0.5 U	0.5 U	0.5 U	0.5 U	0.5 U	0.5 U	0.5 U	0.5 U
Trichloroethene	5	0.5 U	0.5 U	0.5 U	0.5 U	0.5 U	0.5 U	0.5 U	0.5 U	0.5 U	0.5 U	0.5 U	0.5 U
Trichlorofluoromethane	5	2.5 U	2.5 U	2.5 U	2.5 U	2.5 U	2.5 U	2.5 U	2.5 U	2.5 U	2.5 U	2.5 U	2.5 U
Vinyl chloride	2	1.0 U	1.0 U	1.0 U	1.0 U	1.0 U	1.0 UJ	1.0 U	1.0 U	1.0 U	1.0 U	1.0 U	1.0 UJ
Total TIC Compounds	--	ND	1.2 J	3.61 J	ND	ND	ND	ND	ND	3.4 J	ND	ND	ND

NOTES:

U = Compound not detected; laboratory reporting limit shown

UJ = Compound not detected; associated reported quantitation limit is approximate and may be inaccurate or imprecise.

J = Estimated concentration less than laboratory reporting limit

J- = Associated value is estimated and may be biased low

ND = Not Detected

= Concentration exceeds NYSDEC Class GA Standard

DUP-MW-X, DUPLICATE collected at MW-35

Table 2
Summary of Validated Analytical Results - VOCs in Groundwater
Goulds Pumps Administration - Cobalt Site
Seneca Falls, NY

Sample ID **Sample Date** **Units**	NYSDEC Class GA Standard (ug/L)	DUP-X 5/27/2015 ug/L	DUP-X 11/12/2015 ug/L	DUPLICATE 5/10/2016 ug/L	DUPLICATE 12/6/2016 ug/L	DUPLICATE 4/3/2017 ug/L	DUP-MW-X 12/5/2017 ug/L	MW-36 5/27/2015 ug/L	MW-36 11/12/2015 ug/L	MW-36 5/10/2016 ug/L	MW-36 12/5/2016 ug/L	MW-36 4/3/2017 ug/L	MW-36 12/5/2017 ug/L
Volatile Organic Compounds													
1,1,1-Trichloroethane	5	2.5 U	2.5 U	2.5 U	2.5 U	2.5 U	2.5 U	2.5 U	2.5 U	2.5 U	2.5 U	2.5 U	2.5 U
1,1,2,2-Tetrachloroethane	5	0.5 U	0.5 U	0.5 U	0.5 U	0.5 U	0.5 U	0.5 U	0.5 U	0.5 U	0.5 U	0.5 U	0.5 U
1,1,2-Trichloroethane	1	1.5 U	1.5 U	1.5 U	1.5 U	1.5 U	1.5 U	1.5 U	1.5 U	1.5 U	1.5 U	1.5 U	1.5 U
1,1-Dichloroethane	5	2.5 U	2.5 U	2.5 U	2.5 U	2.5 U	2.5 U	2.5 U	2.5 U	2.5 U	2.5 U	2.5 U	2.5 U
1,1-Dichloroethene	5	0.5 U	0.5 UJ	0.5 U	0.5 U	0.5 U	0.5 U	0.5 U	0.5 UJ	0.5 U	0.5 U	0.5 U	0.5 U
1,2,3-Trichlorobenzene		2.5 U	2.5 U	2.5 U	2.5 U	2.5 U	2.5 U	2.5 U	2.5 U	2.5 U	2.5 U	2.5 U	2.5 U
1,2,4-Trichlorobenzene	5	2.5 U	2.5 UJ	2.5 U	2.5 U	2.5 U	2.5 U	2.5 U	2.5 UJ	2.5 U	2.5 U	2.5 U	2.5 U
1,2-Dibromo-3-chloropropane	0.04	2.5 U	2.5 U	2.5 U	2.5 U	2.5 U	2.5 U	2.5 U	2.5 U	2.5 U	2.5 U	2.5 U	2.5 U
1,2-Dibromoethane	5	2.0 U	2.0 U	2.0 U	2.0 U	2.0 U	2.0 U	2.0 U	2.0 U	2.0 U	2.0 U	2.0 U	2.0 U
1,2-Dichlorobenzene	3	2.5 U	2.5 U	2.5 U	2.5 U	2.5 U	2.5 U	2.5 U	2.5 U	2.5 U	2.5 U	2.5 U	2.5 U
1,2-Dichloroethane	0.6	0.5 U	0.5 U	0.5 U	0.5 U	0.5 U	0.5 U	0.5 U	0.5 U	0.5 U	0.5 U	0.5 U	0.5 U
1,2-Dichloropropane	1	1.0 U	1.0 U	1.0 U	1.0 U	1.0 U	1.0 U	1.0 U	1.0 U	1.0 U	1.0 U	1.0 U	1.0 U
1,3-Dichlorobenzene	3	2.5 U	2.5 U	2.5 U	2.5 U	2.5 U	2.5 U	2.5 U	2.5 U	2.5 U	2.5 U	2.5 U	2.5 U
1,4-Dichlorobenzene	3	2.5 U	2.5 U	2.5 U	2.5 U	2.5 U	2.5 U	2.5 U	2.5 U	2.5 U	2.5 U	2.5 U	2.5 U
2-Butanone	50	5.0 U	5.0 U	5.0 U	5.0 U	5.0 U	5.0 U	5.0 U	5.0 U	5.0 U	5.0 U	5.0 U	5.0 U
2-Hexanone	50*	5.0 U	5.0 U	5.0 U	5.0 U	5.0 U	5.0 U	5.0 U	5.0 U	5.0 U	5.0 U	5.0 U	5.0 U
4-Methyl-2-pentanone		5.0 U	5.0 U	5.0 U	5.0 U	5.0 U	5.0 U	5.0 U	5.0 U	5.0 U	5.0 U	5.0 U	5.0 U
Acetone	50*	5.0 U	5.0 U	5.0 U	5.0 U	5.0 U	5.0 U	5.0 U	5.0 U	5.0 U	5.0 U	5.0 U	5.0 U
Benzene	1	0.5 U	0.5 U	0.5 U	0.5 U	0.5 U	0.5 U	0.5 U	0.5 U	0.5 U	0.5 U	0.5 U	0.5 U
Bromochloromethane		2.5 U	2.5 U	2.5 U	2.5 U	2.5 U	2.5 U	2.5 U	2.5 U	2.5 U	2.5 U	2.5 U	2.5 U
Bromodichloromethane	50	0.5 U	0.5 U	0.5 U	0.5 U	0.5 U	0.5 U	0.5 U	0.5 U	0.5 U	0.5 U	0.5 U	0.5 U
Bromoform	50*	2.0 U	2.0 UJ	2.0 U	2.0 U	2.0 U	2.0 U	2.0 U	2.0 UJ	2.0 U	2.0 U	2.0 U	2.0 U
Bromomethane	5	2.5 U	2.5 U	2.5 UJ	2.5 U	2.5 UJ	2.5 UJ	2.5 U	2.5 U	2.5 UJ	2.5 U	2.5 UJ	2.5 UJ
Carbon disulfide		5.0 U	5.0 U	5.0 U	5.0 U	5.0 U	5.0 U	5.0 U	5.0 U	5.0 U	5.0 U	5.0 U	5.0 U
Carbon tetrachloride	5	0.5 U	0.5 U	0.5 U	0.5 U	0.5 U	0.5 U	0.5 U	0.5 U	0.5 U	0.5 U	0.5 U	0.5 U
Chlorobenzene	5	1.0 J	1.8 J	1.0 J	2.5 U	2.5 U	2.5 U	2.5 U	2.5 U	2.5 U	2.5 U	2.5 U	2.5 U
Chloroethane	5	2.5 U	2.5 U	2.5 U	2.5 U	2.5 U	2.5 U	2.5 U	2.5 U	2.5 U	2.5 U	2.5 U	2.5 U
Chloroform	7	2.5 U	2.5 U	2.5 U	2.5 U	2.5 U	2.5 U	2.5 U	2.5 U	2.5 U	2.5 U	2.5 U	2.5 U
Chloromethane		2.5 U	2.5 U	2.5 U	2.5 U	2.5 U	2.5 U	2.5 U	2.5 U	2.5 U	2.5 U	2.5 U	2.5 UJ
cis-1,2-Dichloroethene	5	2.5 U	2.5 U	2.5 U	2.5 U	2.5 U	2.5 U	2.5 U	2.5 U	2.5 U	2.5 U	2.5 U	2.5 U
cis-1,3-Dichloropropene	0.4	0.5 U	0.5 U	0.5 U	0.5 U	0.5 U	0.5 U	0.5 U	0.5 U	0.5 U	0.5 U	0.5 U	0.5 U
Cyclohexane		10 U	10 U	10 U	10 U	10 U	10 U	10 U	10 U	10 U	10 U	10 U	10 UJ
Dibromochloromethane	50	0.5 U	0.5 U	0.5 U	0.5 U	0.5 U	0.5 U	0.5 U	0.5 U	0.5 U	0.5 U	0.5 U	0.5 U
Dichlorodifluoromethane	5	5.0 U	5.0 U	5.0 U	5.0 U	5.0 U	5.0 U	5.0 U	5.0 U	5.0 U	5.0 U	5.0 U	5.0 U
Ethylbenzene	5	2.5 U	2.5 U	2.5 U	2.5 U	2.5 U	2.5 U	2.5 U	2.5 U	2.5 U	2.5 U	2.5 U	2.5 U
Freon-113		2.5 U	2.5 U	2.5 U	2.5 U	2.5 U	2.5 U	2.5 U	2.5 U	2.5 U	2.5 U	2.5 U	2.5 U
Isopropylbenzene	5	2.5 U	2.5 U	2.5 U	2.5 U	2.5 U	2.5 U	2.5 U	2.5 U	2.5 U	2.5 U	2.5 U	2.5 U
Methyl Acetate		2.0 U	2.0 U	2.0 U	2.0 U	2.0 U	2.0 U	2.0 U	2.0 U	2.0 U	2.0 U	2.0 U	2.0 U
Methyl cyclohexane		10 U	10 U	10 U	10 U	10 U	10 U	10 U	10 U	10 U	10 U	10 U	10 U
Methyl tert butyl ether	10	2.5 U	2.5 U	2.5 U	2.5 U	2.5 U	2.5 U	2.5 U	2.5 U	2.5 U	2.5 U	2.5 U	2.5 U
Methylene chloride	5	2.5 U	2.5 U	2.5 U	2.5 U	2.5 U	2.5 U	2.5 U	2.5 U	2.5 U	2.5 U	2.5 U	2.5 U
o-Xylene	*	2.5 U	2.5 U	2.5 U	2.5 U	2.5 U	2.5 U	2.5 U	2.5 U	2.5 U	2.5 U	2.5 U	2.5 U
p/m-Xylene	*	2.5 U	2.5 U	2.5 U	2.5 U	2.5 U	2.5 U	2.5 U	2.5 U	2.5 U	2.5 U	2.5 U	2.5 U
Styrene	5	2.5 U	2.5 U	2.5 U	2.5 U	2.5 U	2.5 U	2.5 U	2.5 U	2.5 U	2.5 U	2.5 U	2.5 U
Tetrachloroethene	5	0.5 U	0.5 U	0.5 U	0.5 U	0.5 U	0.5 U	0.5 U	0.5 U	0.5 U	0.5 U	0.5 U	0.5 U
Toluene	5	2.5 U	2.5 U	2.5 U	2.5 U	2.5 U	2.5 U	2.5 U	2.5 U	2.5 U	2.5 U	2.5 U	2.5 U
trans-1,2-Dichloroethene	5	2.5 U	2.5 U	2.5 U	2.5 U	2.5 U	2.5 U	2.5 U	2.5 U	2.5 U	2.5 U	2.5 U	2.5 U
trans-1,3-Dichloropropene	0.4	0.5 U	0.5 U	0.5 U	0.5 U	0.5 U	0.5 U	0.5 U	0.5 U	0.5 U	0.5 U	0.5 U	0.5 U
Trichloroethene	5	0.5 U	0.5 U	0.5 U	0.5 U	0.5 U	0.5 U	0.5 U	0.5 U	0.58	0.5 U	0.5 U	0.5 U
Trichlorofluoromethane	5	2.5 U	2.5 U	2.5 U	2.5 U	2.5 U	2.5 U	2.5 U	2.5 U	2.5 U	2.5 U	2.5 U	2.5 U
Vinyl chloride	2	1.0 U	1.0 U	1.0 U	1.0 U	1.0 U	1.0 U	1.0 U	1.0 U	1.0 U	1.0 U	1.0 U	1.0 UJ
Total TIC Compounds	--	ND	ND	ND	ND	ND	--	ND	ND	ND	ND	ND	ND

NOTES:

U = Compound not detected; laboratory reporting limit shown

UJ = Compound not detected; associated reported quantitation limit is approximate and may be inaccurate or imprecise.

J = Estimated concentration less than laboratory reporting limit

J- = Associated value is estimated and may be biased low

ND = Not Detected

= Concentration exceeds NYSDEC Class GA Standard

DUP-MW-X, DUPLICATE collected at MW-35

Table 2
Summary of Validated Analytical Results - VOCs in Groundwater
Goulds Pumps Administration - Cobalt Site
Seneca Falls, NY

Sample ID **Sample Date** **Units**	NYSDEC Class GA Standard (ug/L)	TW/BRW-01S 5/27/2015 ug/L	TW/BRW-01S 11/13/2015 ug/L	TW/BRW-01S 5/10/2016 ug/L	TW/BRW-01S 12/6/2016 ug/L	TW/BRW-01S 4/3/2017 ug/L	TW/BRW-01S 12/5/2017 ug/L	MW-24S 5/27/2015 ug/L	MW-24S 11/11/2015 ug/L	MW-24S 5/10/2016 ug/L	MW-24S 12/6/2016 ug/L	MW-24S 4/4/2017 ug/L	MW-24S 12/5/2017 ug/L
Volatile Organic Compounds													
1,1,1-Trichloroethane	5	0.86 J	1.8 J	0.73 J	2.5 U	2.5 U	1.8 J	**92**	**36**	**95**	0.74 J	2.5 U	**92**
1,1,2,2-Tetrachloroethane	5	0.5 U	0.5 U	0.5 U	0.5 U	0.5 U	0.5 U	1.0 U	0.5 U	1.0 U	0.5 U	0.5 U	0.5 U
1,1,2-Trichloroethane	1	1.5 U	1.5 U	1.5 U	1.5 U	1.5 U	1.5 U	3.0 U	1.5 U	3.0 U	1.5 U	1.5 U	1.5 U
1,1-Dichloroethane	5	2.1 J	2.0 J	1.4 J	1.8 J	1.4 J	2.5	**86**	**24**	**82**	2.5 U	2.5 U	**54**
1,1-Dichloroethene	5	0.54	0.4 J	0.14 J	0.47 J	0.5 U	0.68	**33**	**9.8 J**	**37**	0.24 J	0.5 U	**27**
1,2,3-Trichlorobenzene		2.5 U	2.5 U	2.5 U	2.5 U	2.5 U	2.5 U	5 U	2.5 U	5 U	2.5 U	2.5 U	2.5 U
1,2,4-Trichlorobenzene	5	2.9	1.8 J	2.5 U	1 J	1.7 J	0.71 J	5.0 U	2.5 UJ	5.0 U	2.5 U	2.5 U	2.5 U
1,2-Dibromo-3-chloropropane	0.04	2.5 U	2.5 U	2.5 U	2.5 U	2.5 U	2.5 U	5.0 U	2.5 U	5.0 U	2.5 U	2.5 U	2.5 U
1,2-Dibromoethane	5	2.0 U	2.0 U	2.0 U	2.0 U	2.0 U	2.0 U	4.0 U	2.0 U	4.0 U	2.0 U	2.0 U	2.0 U
1,2-Dichlorobenzene	3	2.5 U	0.81 J	2.5 U	2.5 U	2.5 U	2.5 U	5.0 U	2.5 U	5.0 U	2.5 U	2.5 U	2.5 U
1,2-Dichloroethane	0.6	0.5 U	0.5 U	0.59	0.5 U	0.5 U	0.5 U	1.0 U	0.5 U	0.32 J	0.5 U	0.5 U	0.23 J
1,2-Dichloropropane	1	1.0 U	1.0 U	1.0 U	1.0 U	1.0 U	1.0 U	2.0 U	1.0 U	2.0 U	1.0 U	1.0 U	1.0 U
1,3-Dichlorobenzene	3	1.9 J	1.1 J	1.6 J	1.2 J	1.2 J	2.5 U	5.0 U	2.5 U	5.0 U	2.5 U	2.5 U	2.5 U
1,4-Dichlorobenzene	3	**3.2**	2.3 J	**3.5**	2.7	2.4 J	1.4 J	5.0 U	2.5 U	5.0 U	2.5 U	2.5 U	2.5 U
2-Butanone	50	5.0 U	5.0 U	5.0 U	5.0 U	5.0 U	5.0 U	10 U	5.0 U	10 U	5.0 U	5.0 U	5.0 U
2-Hexanone	50*	5.0 U	5.0 U	5.0 U	5.0 U	5.0 U	5.0 U	10 U	5.0 U	10 U	5.0 U	5.0 U	5.0 U
4-Methyl-2-pentanone		5.0 U	5.0 U	5.0 U	5.0 U	5.0 U	5.0 U	10 U	5.0 U	10 U	5.0 U	5.0 U	5.0 U
Acetone	50*	5.0 U	5.0 U	5.0 U	5.0 U	5.0 U	5.0 U	10 U	5.0 U	10 U	5.0 U	5.0 U	5.0 U
Benzene	1	0.5 U	0.5 U	0.5 U	0.5 U	0.5 U	0.5 U	1.0 U	0.5 U	1.0 U	0.5 U	0.5 U	0.5 U
Bromochloromethane		2.5 U	2.5 U	2.5 U	2.5 U	2.5 U	2.5 U	5.0 U	2.5 U	5.0 U	2.5 U	2.5 U	2.5 U
Bromodichloromethane	50	0.5 U	0.5 U	0.5 U	0.5 U	0.5 U	0.5 U	1.0 U	0.5 U	1.0 U	0.5 U	0.5 U	0.5 U
Bromoform	50*	2.0 U	2.0 U	2.0 U	2.0 U	2.0 U	2.0 U	4.0 U	2.0 UJ	4.0 U	2.0 U	2.0 U	2.0 U
Bromomethane	5	2.5 U	2.5 UJ	2.5 UJ	2.5 U	2.5 UJ	2.5 UJ	5.0 U	2.5 U	5.0 UJ	2.5 U	2.5 UJ	2.5 UJ
Carbon disulfide		5.0 U	5.0 U	5.0 U	5.0 U	5.0 U	5.0 U	10 U	5.0 U	10 U	5.0 U	5.0 U	5.0 U
Carbon tetrachloride	5	0.5 U	0.5 U	0.5 U	0.5 U	0.5 U	0.5 U	1.0 U	0.5 U	1.0 U	0.5 U	0.5 U	0.5 U
Chlorobenzene	5	1.4 J	1.1 J	1.4 J	1.5 J	1.2 J	0.9 J	5.0 U	2.5 U	5.0 U	2.5 U	2.5 U	2.5 U
Chloroethane	5	2.5 U	2.5 U	2.5 U	2.5 U	2.5 U	2.5 U	5.0 U	2.5 U	5.0 U	2.5 U	2.5 U	2.5 U
Chloroform	7	2.5 U	2.5 U	2.5 U	2.5 U	2.5 U	2.5 U	5.0 U	2.5 U	5.0 U	2.5 U	2.5 U	2.5 U
Chloromethane		2.5 U	2.5 UJ	2.5 U	2.5 U	2.5 U	2.5 U	5.0 U	2.5 U	5.0 U	2.5 U	2.5 U	2.5 UJ
cis-1,2-Dichloroethene	5	2.5 U	2.5 U	2.5 U	2.5 U	2.5 U	2.5 U	**29**	**8.0**	**37**	2.5 U	2.5 U	**25**
cis-1,3-Dichloropropene	0.4	0.5 U	0.5 U	0.5 U	0.5 U	0.5 U	0.5 U	1.0 U	0.5 U	1.0 U	0.5 U	0.5 U	0.5 U
Cyclohexane		10 U	10 U	10 U	10 U	10 U	10 U	20 U	10 U	20 U	10 U	10 U	10 UJ
Dibromochloromethane	50	0.5 U	0.5 U	0.5 U	0.5 U	0.5 U	0.5 U	1.0 U	0.5 U	1.0 U	0.5 U	0.5 U	0.5 U
Dichlorodifluoromethane	5	5.0 U	5.0 U	5.0 U	5.0 U	5.0 U	5.0 U	10 U	5.0 U	10 U	5.0 U	5.0 U	5.0 U
Ethylbenzene	5	2.5 U	2.5 U	2.5 U	2.5 U	2.5 U	2.5 U	5.0 U	2.5 U	5.0 U	2.5 U	2.5 U	2.5 U
Freon-113		2.5 U	2.5 U	2.5 U	2.5 U	2.5 U	2.5 U	5.0 U	2.5 U	5.0 U	2.5 U	2.5 U	2.5 U
Isopropylbenzene	5	2.5 U	2.5 U	2.5 U	2.5 U	2.5 U	2.5 U	5.0 U	2.5 U	5.0 U	2.5 U	2.5 U	2.5 U
Methyl Acetate		2.0 U	2.0 U	2.0 U	2.0 U	2.0 U	2.0 U	4.0 U	2.0 U	4.0 U	2.0 U	2.0 U	2.0 U
Methyl cyclohexane		10 U	10 U	10 U	10 U	10 U	10 U	20 U	10 U	20 U	10 U	10 U	10 U
Methyl tert butyl ether	10	2.5 U	2.5 U	2.5 U	2.5 U	2.5 U	2.5 U	5.0 U	2.5 U	5.0 U	2.5 U	2.5 U	2.5 U
Methylene chloride	5	2.5 U	2.5 U	2.5 U	2.5 U	2.5 U	2.5 U	5.0 U	2.5 U	5.0 U	2.5 U	2.5 U	2.5 U
o-Xylene	*	2.5 U	2.5 U	2.5 U	2.5 U	2.5 U	2.5 U	5.0 U	2.5 U	5.0 U	2.5 U	2.5 U	2.5 U
p/m-Xylene	*	2.5 U	2.5 U	2.5 U	2.5 U	2.5 U	2.5 U	5.0 U	2.5 U	5.0 U	2.5 U	2.5 U	2.5 U
Styrene	5	2.5 U	2.5 U	2.5 U	2.5 U	2.5 U	2.5 U	5.0 U	2.5 U	5.0 U	2.5 U	2.5 U	2.5 U
Tetrachloroethene	5	0.5 U	0.5 U	0.5 U	0.5 U	0.5 U	0.5 U	4.0	1.2	4.9	0.27 J	0.50 U	4.5
Toluene	5	2.5 U	2.5 U	2.5 U	2.5 U	2.5 U	2.5 U	5.0 U	2.5 U	5.0 U	2.5 U	2.5 U	2.5 U
trans-1,2-Dichloroethene	5	2.5 U	2.5 U	2.5 U	2.5 U	2.5 U	2.5 U	5.0 U	2.5 U	5.0 U	2.5 U	2.5 U	2.5 U
trans-1,3-Dichloropropene	0.4	0.5 U	0.5 U	0.5 U	0.5 U	0.5 U	0.5 U	1.0 U	0.5 U	1.0 U	0.5 U	0.5 U	0.5 U
Trichloroethene	5	0.5 U	0.5 U	3.3	0.5 U	0.5 U	0.5 U	1.1	0.28 J	1.6	0.5 U	0.5 U	1.2
Trichlorofluoromethane	5	2.5 U	2.5 U	2.5 U	2.5 U	2.5 U	2.5 U	2.5 U	2.5 U	2.5 U	2.5 U	2.5 U	2.5 U
Vinyl chloride	2	1.0 U	1.0 UJ	1.0 U	1.0 U	1.0 U	1.0 U	1.0 U	1.0 U	0.89 J	1.0 U	1.0 U	0.12 J-
Total TIC Compounds	--	ND	ND	ND	1.22 J	ND	--	2.8 J	1.1 J	ND	ND	ND	ND

NOTES:

U = Compound not detected; laboratory reporting limit shown
UJ = Compound not detected; associated reported quantitation limit is approximate and may be inaccurate or imprecise.

J = Estimated concentration less than laboratory reporting limit

J- = Associated value is estimated and may be biased low

ND = Not Detected

= Concentration exceeds NYSDEC Class GA Standard

DUP-MW-X, DUPLICATE collected at MW-35

Table 2
Summary of Validated Analytical Results - VOCs in Groundwater
Goulds Pumps Administration - Cobalt Site
Seneca Falls, NY

Sample ID **Sample Date** **Units**	NYSDEC Class GA Standard (ug/L)	MW-26S 5/27/2015 ug/L	MW-26S 11/12/2015 ug/L	MW-26S 5/10/2016 ug/L	MW-26S 12/7/2016 ug/L	MW-26S 4/4/2017 ug/L	MW-26S 12/5/2017 ug/L	TW/BRW-01R 5/27/2015 ug/L	TW/BRW-01R 11/13/2015 ug/L	TW/BRW-01R 5/10/2016 ug/L	TW/BRW-01R 12/7/2016 ug/L	TW/BRW-01R 4/4/2017 ug/L	TW/BRW-01R 12/5/2017 ug/L
Volatile Organic Compounds													
1,1,1-Trichloroethane	5	2.5 U	2.5 U	2.5 U	2.5 U	2.5 U	2.5 U	2.5 U	2.5 U	2.5 U	2.5 U	2.5 U	2.5 U
1,1,2,2-Tetrachloroethane	5	0.5 U	0.5 U	0.5 U	0.5 U	0.5 U	0.5 U	0.5 U	0.5 U	0.5 U	0.5 U	0.5 U	0.5 U
1,1,2-Trichloroethane	1	1.5 U	1.5 U	1.5 U	1.5 U	1.5 U	1.5 U	1.5 U	1.5 U	1.5 U	1.5 U	1.5 U	1.5 U
1,1-Dichloroethane	5	2.5 U	2.5 U	2.5 U	2.5 U	2.5 U	2.5 U	1.6 J	**78**	2.5 U	**67**	**63**	2.5 U
1,1-Dichloroethene	5	0.5 U	0.5 UJ	0.5 U	0.5 U	0.5 U	0.5 U	0.5 U	4.0	0.5 U	2.8	3.0	0.5 U
1,2,3-Trichlorobenzene		2.5 U	2.5 U	2.5 U	2.5 U	2.5 U	2.5 U	2.5 U	2.5 U	2.5 U	2.5 U	2.5 U	2.5 U
1,2,4-Trichlorobenzene	5	2.5 U	2.5 UJ	2.5 U	2.5 U	2.5 U	2.5 U	2.5 U	2.5 UJ	2.5 U	2.5 U	2.5 U	2.5 U
1,2-Dibromo-3-chloropropane	0.04	2.5 U	2.5 U	2.5 U	2.5 U	2.5 U	2.5 U	2.5 U	2.5 U	2.5 U	2.5 U	2.5 U	2.5 U
1,2-Dibromoethane	5	2.0 U	2.0 U	2.0 U	2.0 U	2.0 U	2.0 U	2.0 U	2.0 U	2.0 U	2.0 U	2.0 U	2.0 U
1,2-Dichlorobenzene	3	2.5 U	2.5 U	2.5 U	2.5 U	2.5 U	2.5 U	2.5 U	2.5 U	2.5 U	2.5 U	2.5 U	2.5 U
1,2-Dichloroethane	0.6	0.5 U	0.5 U	0.5 U	0.5 U	0.5 U	0.5 U	0.5 U	0.5 U	0.5 U	0.15 J	0.5 U	0.5 U
1,2-Dichloropropane	1	1.0 U	1.0 U	1.0 U	1.0 U	1.0 U	1.0 U	1.0 U	1.0 U	1.0 U	1.0 U	1.0 U	1.0 U
1,3-Dichlorobenzene	3	2.5 U	2.5 U	2.5 U	2.5 U	2.5 U	2.5 U	2.5 U	2.5 U	2.5 U	2.5 U	2.5 U	2.5 U
1,4-Dichlorobenzene	3	2.5 U	2.5 U	2.5 U	2.5 U	2.5 U	2.5 U	2.5 U	2.5 U	2.5 U	2.5 U	2.5 U	2.5 U
2-Butanone	50	5.0 U	5.0 U	5.0 U	5.0 U	5.0 U	5.0 U	5.0 U	5.0 U	5.0 U	5.0 U	5.0 U	5.0 U
2-Hexanone	50*	5.0 U	5.0 U	5.0 U	5.0 U	5.0 U	5.0 U	5.0 U	5.0 U	5.0 U	5.0 U	5.0 U	5.0 U
4-Methyl-2-pentanone		5.0 U	5.0 U	5.0 U	5.0 U	5.0 U	5.0 U	5.0 U	5.0 U	5.0 U	5.0 U	5.0 U	5.0 U
Acetone	50*	5.0 U	9.5 U	5.0 U	5.0 U	5.0 U	5.0 U	5.0 U	5.0 U	5.0 U	5.0 U	5.0 U	4.4 J
Benzene	1	0.5 U	0.5 U	0.5 U	0.5 U	0.5 U	0.5 U	0.5 U	0.42 J	0.5 U	0.54	0.51	0.5 U
Bromochloromethane		2.5 U	2.5 U	2.5 U	2.5 U	2.5 U	2.5 U	2.5 U	2.5 U	2.5 U	2.5 U	2.5 U	2.5 U
Bromodichloromethane	50	0.5 U	0.5 U	0.5 U	0.5 U	0.5 U	0.5 U	0.5 U	0.5 U	0.5 U	0.5 U	0.5 U	0.5 U
Bromoform	50*	2.0 U	2.0 UJ	2.0 U	2.0 U	2.0 U	2.0 U	2.0 U	2.0 U	2.0 U	2.0 U	2.0 U	2.0 U
Bromomethane	5	2.5 U	2.5 U	2.5 UJ	2.5 U	2.5 UJ	2.5 UJ	2.5 U	2.5 UJ	2.5 UJ	2.5 U	2.5 UJ	2.5 UJ
Carbon disulfide		5.0 U	5.0 U	5.0 U	5.0 U	5.0 U	5.0 U	5.0 U	5.0 U	5.0 U	5.0 U	5.0 U	5.0 U
Carbon tetrachloride	5	0.5 U	0.5 U	0.5 U	0.5 U	0.5 U	0.5 U	0.5 U	0.5 U	0.5 U	0.5 U	0.5 U	0.5 U
Chlorobenzene	5	2.5 U	2.5 U	2.5 U	2.5 U	2.5 U	2.5 U	2.5 U	2.5 U	2.5 U	2.5 U	2.5 U	2.5 U
Chloroethane	5	2.5 U	2.5 U	2.5 U	2.5 U	2.5 U	2.5 U	2.5 U	2.5 U	2.5 U	2.5 U	2.5 U	2.5 U
Chloroform	7	2.5 U	2.5 U	2.5 U	2.5 U	2.5 U	2.5 U	2.5 U	2.5 U	2.5 U	2.5 U	2.5 U	2.5 U
Chloromethane		2.5 U	2.5 U	2.5 U	2.5 U	2.5 U	2.5 U	2.5 U	2.5 UJ	2.5 U	2.5 U	2.5 U	2.5 U
cis-1,2-Dichloroethene	5	2.5 U	2.5 U	2.5 U	2.5 U	2.5 U	2.5 U	2.5 U	2.5 U	2.5 U	2.5 U	2.5 U	2.5 U
cis-1,3-Dichloropropene	0.4	0.5 U	0.5 U	0.5 U	0.5 U	0.5 U	0.5 U	0.5 U	0.5 U	0.5 U	0.5 U	0.5 U	0.5 U
Cyclohexane		10 U	10 U	10 U	10 U	10 U	10 U	10 U	10 U	10 U	10 U	10 U	10 U
Dibromochloromethane	50	0.5 U	0.5 U	0.5 U	0.5 U	0.5 U	0.5 U	0.5 U	0.5 U	0.5 U	0.5 U	0.5 U	0.5 U
Dichlorodifluoromethane	5	5.0 U	5.0 U	5.0 U	5.0 U	5.0 U	5.0 U	5.0 U	5.0 U	5.0 U	5.0 U	5.0 U	5.0 U
Ethylbenzene	5	2.5 U	2.5 U	2.5 U	2.5 U	2.5 U	2.5 U	2.5 U	2.5 U	2.5 U	2.5 U	2.5 U	2.5 U
Freon-113		2.5 U	2.5 U	2.5 U	2.5 U	2.5 U	2.5 U	2.5 U	2.5 U	2.5 U	2.5 U	2.5 U	2.5 U
Isopropylbenzene	5	2.5 U	2.5 U	2.5 U	2.5 U	2.5 U	2.5 U	2.5 U	2.5 U	2.5 U	2.5 U	2.5 U	2.5 U
Methyl Acetate		2.0 U	2.0 U	2.0 U	2.0 U	2.0 U	2.0 U	2.0 U	2.0 U	2.0 U	2.0 U	2.0 U	2.0 U
Methyl cyclohexane		10 U	10 U	10 U	10 U	10 U	10 U	10 U	10 U	10 U	10 U	10 U	10 U
Methyl tert butyl ether	10	2.5 U	2.5 U	2.5 U	2.5 U	2.5 U	2.5 U	2.5 U	2.5 U	2.5 U	2.5 U	2.5 U	2.5 U
Methylene chloride	5	2.5 U	2.5 U	2.5 U	2.5 U	2.5 U	2.5 U	2.5 U	2.5 U	2.5 U	2.5 U	2.5 U	2.5 U
o-Xylene	*	2.5 U	2.5 U	2.5 U	2.5 U	2.5 U	2.5 U	2.5 U	2.5 U	2.5 U	2.5 U	2.5 U	2.5 U
p/m-Xylene	*	2.5 U	2.5 U	2.5 U	2.5 U	2.5 U	2.5 U	2.5 U	2.5 U	2.5 U	2.5 U	2.5 U	2.5 U
Styrene	5	2.5 U	2.5 U	2.5 U	2.5 U	2.5 U	2.5 U	2.5 U	2.5 U	2.5 U	2.5 U	2.5 U	2.5 U
Tetrachloroethene	5	0.5 U	0.5 U	0.5 U	0.5 U	0.5 U	0.5 U	0.5 U	0.5 U	0.5 U	0.5 U	0.5 U	0.5 U
Toluene	5	2.5 U	2.5 U	2.5 U	2.5 U	2.5 U	2.5 U	2.5 U	2.5 U	2.5 U	2.5 U	2.5 U	2.5 U
trans-1,2-Dichloroethene	5	2.5 U	2.5 U	2.5 U	2.5 U	2.5 U	2.5 U	2.5 U	2.5 U	2.5 U	2.5 U	2.5 U	2.5 U
trans-1,3-Dichloropropene	0.4	0.5 U	0.5 U	0.5 U	0.5 U	0.5 U	0.5 U	0.5 U	0.5 U	0.5 U	0.5 U	0.5 U	0.5 U
Trichloroethene	5	0.5 U	0.5 U	0.5 U	0.5 U	0.5 U	0.5 U	0.5 U	0.5 U	0.5 U	0.5 U	0.5 U	0.5 U
Trichlorofluoromethane	5	2.5 U	2.5 U	2.5 U	2.5 U	2.5 U	2.5 U	5.0 U	2.5 U	5.0 U	5.0 U	5.0 U	5.0 U
Vinyl chloride	2	1.0 U	1.0 U	1.0 U	1.0 U	1.0 U	1.0 U	2.0 U	1.0 UJ	2.0 U	2.0 U	1.1	2.0 U
Total TIC Compounds	--	ND	3.1 J	ND	ND	ND	--	ND	ND	ND	ND	ND	--

NOTES:

U = Compound not detected; laboratory reporting limit shown

UJ = Compound not detected; associated reported quantitation limit is approximate and may be inaccurate or imprecise.

J = Estimated concentration less than laboratory reporting limit

J- = Associated value is estimated and may be biased low

ND = Not Detected

= Concentration exceeds NYSDEC Class GA Standard

DUP-MW-X, DUPLICATE collected at MW-35

Table 2
Summary of Validated Analytical Results - VOCs in Groundwater
Goulds Pumps Administration - Cobalt Site
Seneca Falls, NY

Sample ID **Sample Date** **Units**	NYSDEC Class GA Standard (ug/L)	Field Blank 5/27/2015 ug/L	Field Blank 11/13/2015 ug/L	Field Blank 5/10/2016 ug/L	Field Blank 12/7/2016 ug/L	Field Blank 4/4/2017 ug/L	Field Blank 12/5/2017 ug/L	Trip Blank 5/27/2015 ug/L	Trip Blank 5/28/2015 ug/L	Trip Blank 11/12/2015 ug/L	Trip Blank 5/10/2016 ug/L	Trip Blank 12/6/2016 ug/L	Trip Blank 4/3/2017 ug/L
Volatile Organic Compounds													
1,1,1-Trichloroethane	5	2.5 U	2.5 U	2.5 U	2.5 U	2.5 U	2.5 U	2.5 U	2.5 U	2.5 U	2.5 U	2.5 U	2.5 U
1,1,2,2-Tetrachloroethane	5	0.5 U	0.5 U	0.5 U	0.5 U	0.5 U	0.5 U	0.5 U	0.5 U	0.5 U	0.5 U	0.5 U	0.5 U
1,1,2-Trichloroethane	1	1.5 U	1.5 U	1.5 U	1.5 U	1.5 U	1.5 U	1.5 U	1.5 U	1.5 U	1.5 U	1.5 U	1.5 U
1,1-Dichloroethane	5	2.5 U	2.5 U	2.5 U	2.5 U	2.5 U	2.5 U	2.5 U	2.5 U	2.5 U	2.5 U	2.5 U	2.5 U
1,1-Dichloroethene	5	0.5 U	0.5 UJ	0.5 U	0.5 U	0.5 U	0.5 U	0.5 U	0.5 U	0.5 UJ	0.5 U	0.5 U	0.5 U
1,2,3-Trichlorobenzene		2.5 U	2.5 U	2.5 U	2.5 U	2.5 U	2.5 U	2.5 U	0.5 U	2.5 U	0.5 U	0.5 U	0.5 U
1,2,4-Trichlorobenzene	5	2.5 U	2.5 UJ	2.5 U	2.5 U	2.5 U	2.5 U	2.5 U	0.5 U	2.5 UJ	0.5 U	0.5 U	0.5 U
1,2-Dibromo-3-chloropropane	0.04	2.5 U	2.5 U	2.5 U	2.5 J	2.5 J	2.5 U	2.5 U	0.5 U	2.5 U	0.5 U	0.5 J	0.5 U
1,2-Dibromoethane	5	2.0 U	2.0 U	2.0 U	2.0 U	2.0 U	2.0 U	2.0 U	0.5 U	2.0 U	0.5 U	0.5 U	0.5 U
1,2-Dichlorobenzene	3	2.5 U	2.5 U	2.5 U	2.5 U	2.5 U	2.5 U	2.5 U	0.5 U	2.5 U	0.5 U	0.5 U	0.5 U
1,2-Dichloroethane	0.6	0.5 U	0.5 U	0.5 U	0.5 U	0.5 U	0.5 U	0.5 U	0.5 U	0.5 U	0.5 U	0.5 U	0.5 U
1,2-Dichloropropane	1	1.0 U	1.0 U	1.0 U	1.0 U	1.0 U	1.0 U	1.0 U	0.5 U	1.0 U	0.5 U	0.5 U	0.5 U
1,3-Dichlorobenzene	3	2.5 U	2.5 U	2.5 U	2.5 U	2.5 U	2.5 U	2.5 U	0.5 U	2.5 U	0.5 U	0.5 U	0.5 U
1,4-Dichlorobenzene	3	2.5 U	2.5 U	2.5 U	2.5 U	2.5 U	2.5 U	2.5 U	0.5 U	2.5 U	0.5 U	0.5 U	0.5 U
2-Butanone	50	5.0 U	5.0 U	3.3 J	5.0 U	5.0 U	5.0 U	5.0 U	0.5 U	5.0 U	0.5 U	0.5 U	0.5 U
2-Hexanone	50*	5.0 U	5.0 U	5.0 U	5.0 U	5.0 U	5.0 U	5.0 U	0.5 U	5.0 U	0.5 U	0.5 U	0.5 U
4-Methyl-2-pentanone		5.0 U	5.0 U	5.0 U	5.0 U	5.0 U	5.0 U	5.0 U	0.5 U	5.0 U	0.5 U	0.5 U	0.5 U
Acetone	50*	5.0 U	3.7 J	3.7 J	3.2 J	7.4	5.0 U	5.0 U	0.5 U	5.0 U	0.5 U	0.5 U	0.5 U
Benzene	1	0.5 U	0.5 U	0.5 U	0.5 U	0.5 U	0.5 U	0.5 U	0.5 U	0.5 U	0.5 U	0.5 U	0.5 U
Bromochloromethane		2.5 U	2.5 U	2.5 U	2.5 U	2.5 U	2.5 U	2.5 U	0.5 U	2.5 U	0.5 U	0.5 U	0.5 U
Bromodichloromethane	50	0.5 U	0.5 U	0.5 U	0.5 U	0.5 U	0.5 U	0.5 U	0.5 U	0.5 U	0.5 U	0.5 U	0.5 U
Bromoform	50*	2.0 U	2.0 U	2.0 U	2.0 J	2.0 J	2.0 U	2.0 U	0.5 U	2.0 UJ	0.5 U	0.5 J	0.5 U
Bromomethane	5	2.5 U	2.5 UJ	2.5 UJ	2.5 U	2.5 U	2.5 UJ	2.5 U	0.5 U	2.5 U	0.5 U	0.5 U	0.5 U
Carbon disulfide		5.0 U	5.0 U	5.0 U	5.0 U	5.0 U	5.0 U	5.0 U	0.5 U	5.0 U	0.5 U	0.5 U	0.5 U
Carbon tetrachloride	5	0.5 U	0.5 U	0.5 U	0.5 U	0.5 U	0.5 U	0.5 U	0.5 U	0.5 U	0.5 U	0.5 U	0.5 U
Chlorobenzene	5	2.5 U	2.5 U	2.5 U	2.5 U	2.5 U	2.5 U	2.5 U	0.5 U	2.5 U	0.5 U	0.5 U	0.5 U
Chloroethane	5	2.5 U	2.5 U	2.5 U	2.5 U	2.5 U	2.5 U	2.5 U	0.5 U	2.5 U	0.5 U	0.5 U	0.5 U
Chloroform	7	2.5 U	2.5 U	2.5 U	2.5 U	2.5 U	2.5 U	2.5 U	0.5 U	2.5 U	0.5 U	0.5 J	2.5 U
Chloromethane		2.5 U	2.5 UJ	2.5 U	2.5 U	2.5 U	2.5 U	2.5 U	0.5 U	2.5 U	0.5 U	0.5 U	0.5 U
cis-1,2-Dichloroethene	5	2.5 U	2.5 U	2.5 U	2.5 U	2.5 U	2.5 U	2.5 U	0.5 U	2.5 U	0.5 U	0.5 U	0.5 U
cis-1,3-Dichloropropene	0.4	0.5 U	0.5 U	0.5 U	0.5 U	0.5 U	0.5 U	0.5 U	0.5 U	0.5 U	0.5 U	0.5 U	0.5 U
Cyclohexane		10 U	10 U	10 U	10 U	10 U	10 U	10 U	0.5 U	10 U	0.5 U	0.5 U	0.5 U
Dibromochloromethane	50	0.5 U	0.5 U	0.5 U	0.5 U	0.5 U	0.5 U	0.5 U	0.5 U	0.5 U	0.5 U	0.5 U	0.5 U
Dichlorodifluoromethane	5	5.0 U	5.0 U	5.0 U	5.0 U	5.0 UJ	5.0 U	5.0 U	0.5 U	5.0 U	0.5 U	0.5 U	0.5 UJ
Ethylbenzene	5	2.5 U	2.5 U	2.5 U	2.5 U	2.5 U	2.5 U	2.5 U	0.5 U	2.5 U	0.5 U	0.5 U	0.5 U
Freon-113		2.5 U	2.5 U	2.5 U	2.5 U	2.5 U	2.5 U	2.5 U	0.5 U	2.5 U	0.5 U	0.5 U	0.5 U
Isopropylbenzene	5	2.5 U	2.5 U	2.5 U	2.5 U	2.5 U	2.5 U	2.5 U	0.5 U	2.5 U	0.5 U	0.5 U	0.5 U
Methyl Acetate		2.0 U	2.0 U	2.0 U	2.0 U	2.0 U	2.0 U	2.0 U	0.5 U	2.0 U	0.5 U	0.5 U	0.5 U
Methyl cyclohexane		10 U	10 U	10 U	10 U	10 U	10 U	10 U	0.5 U	10 U	0.5 U	0.5 U	0.5 U
Methyl tert butyl ether	10	2.5 U	2.5 U	2.5 U	2.5 U	2.5 U	2.5 U	2.5 U	0.5 U	2.5 U	0.5 U	0.5 U	0.5 U
Methylene chloride	5	2.5 U	2.5 U	2.5 U	2.5 U	2.5 U	2.5 U	2.5 U	0.5 U	2.5 U	0.5 U	0.5 U	0.5 U
o-Xylene	*	2.5 U	2.5 U	2.5 U	2.5 U	2.5 U	2.5 U	2.5 U	0.5 U	2.5 U	0.5 U	0.5 U	0.5 U
p/m-Xylene	*	2.5 U	2.5 U	2.5 U	2.5 U	2.5 U	2.5 U	2.5 U	0.5 U	2.5 U	0.5 U	0.5 U	0.5 U
Styrene	5	2.5 U	2.5 U	2.5 U	2.5 U	2.5 U	2.5 U	2.5 U	0.5 U	2.5 U	0.5 U	0.5 U	0.5 U
Tetrachloroethene	5	0.5 U	0.5 U	0.5 U	0.5 U	0.5 U	0.5 U	0.5 U	0.5 U	0.5 U	0.5 U	0.5 U	0.5 U
Toluene	5	2.5 U	2.5 U	2.5 U	2.5 U	2.5 U	2.5 U	2.5 U	0.5 U	2.5 U	0.5 U	0.5 U	0.5 U
trans-1,2-Dichloroethene	5	2.5 U	2.5 U	2.5 U	2.5 U	2.5 U	2.5 U	2.5 U	0.5 U	2.5 U	0.5 U	0.5 U	0.5 U
trans-1,3-Dichloropropene	0.4	0.5 U	0.5 U	0.5 U	0.5 U	0.5 U	0.5 U	0.5 U	0.5 U	0.5 U	0.5 U	0.5 U	0.5 U
Trichloroethene	5	0.5 U	0.5 U	0.5 U	0.5 U	0.5 U	0.5 U	0.5 U	0.5 U	0.5 U	0.5 U	0.5 U	0.5 U
Trichlorofluoromethane	5	2.5 U	2.5 U	2.5 U	2.5 U	2.5 U	2.5 U	2.5 U	0.5 U	2.5 U	0.5 U	0.5 U	0.5 U
Vinyl chloride	2	1.0 U	1.0 UJ	1.0 U	1.0 U	1.0 U	1.0 U	1.0 U	0.5 U	1.0 U	0.5 U	0.5 U	0.5 U
Total TIC Compounds	--	ND	ND	2.87 J	4.27 J	6.25 J	--	ND	ND	ND	ND	ND	3.39 J

NOTES:

U = Compound not detected; laboratory reporting limit shown

UJ = Compound not detected; associated reported quantitation limit is approximate and may be inaccurate or imprecise.

J = Estimated concentration less than laboratory reporting limit

J- = Associated value is estimated and may be biased low

ND = Not Detected

= Concentration exceeds NYSDEC Class GA Standard

DUP-MW-X, DUPLICATE collected at MW-35

Table 3
Summary of Validated Analytical Results - PCBs in Groundwater
Goulds Pumps Administration - Cobalt Site
Seneca Falls, NY

Sample ID	NYSDEC	MW-24S	MW-24S	MW-24S	MW-24S	MW-24S	MW-24S	MW-26S	MW-26S	MW-26S	MW-26S	MW-26S	MW-26S
Sample Date	Class GA	5/27/2015	11/11/2015	5/10/2016	12/6/2016	4/4/2017	12/5/2017	5/27/2015	11/12/2015	5/10/2016	12/7/2016	4/4/2017	12/5/2017
Units	Standard (ug/L)	ug/L	ug/L	ug/L	ug/L	ug/L	ug/L	ug/L	ug/L	ug/L	ug/L	ug/L	ug/L
PCBs													
Aroclor 1016	0.09*	0.083 U	0.083 U	0.083 U	0.083 U	0.083 U	0.083 U	0.083 U	0.083 U	0.083 U	0.083 U	0.083 U	0.083 U
Aroclor 1221	0.09*	0.083 U	0.083 U	0.083 U	0.083 U	0.083 U	0.083 U	0.083 U	0.083 U	0.083 U	0.083 U	0.083 U	0.083 U
Aroclor 1232	0.09*	0.083 U	0.083 U	0.083 U	0.083 U	0.083 U	0.083 U	0.083 U	0.083 U	0.083 U	0.083 U	0.083 U	0.083 U
Aroclor 1242	0.09*	0.083 U	0.083 U	0.083 U	0.083 U	0.083 U	0.083 U	0.083 U	0.083 U	0.083 U	0.083 U	0.083 U	0.083 U
Aroclor 1248	0.09*	0.083 U	0.083 U	0.083 U	0.083 U	0.083 U	0.083 U	0.083 U	0.083 U	0.083 U	0.083 U	0.083 U	0.083 U
Aroclor 1254	0.09*	0.083 U	0.083 U	0.083 U	0.083 U	0.083 U	0.083 U	0.083 U	0.083 U	0.083 U	0.083 U	0.083 U	0.083 U
Aroclor 1260	0.09*	0.083 U	0.083 U	0.083 U	0.083 U	0.083 U	0.083 U	0.083 U	0.083 U	0.083 U	0.083 U	0.083 U	0.083 U
Aroclor 1262	0.09*	0.083 U	0.083 U	0.083 U	0.083 U	0.083 U	0.083 U	0.083 U	0.083 U	0.083 U	0.083 U	0.083 U	0.083 U
Aroclor 1268	0.09*	0.083 U	0.083 U	0.083 U	0.083 U	0.083 U	0.083 U	0.083 U	0.083 U	0.083 U	0.083 U	0.083 U	0.083 U
Total PCBs	0.09*	ND	ND	ND	ND	ND	ND	ND	ND	ND	ND	ND	ND

NOTES:

U = Compound not detected; laboratory reporting limit shown

*Appies to the sum of these compounds.

ND = Not Detected

DUP-X, DUPLICATE collected at MW-35

= Concentration exceeds NYSDEC Class GA Standard

Table 3
Summary of Validated Analytical Results - PCBs in Groundwater
Goulds Pumps Administration - Cobalt Site
Seneca Falls, NY

Sample ID	NYSDEC	TW/BRW-01R	TW/BRW-01R	TW/BRW-01R	TW/BRW-01R	TW/BRW-01R	TW/BRW-01R	MW-18SR	MW-18SR	MW-18SR	MW-18SR	MW-18SR	MW-18SR
Sample Date	Class GA	5/27/2015	11/13/2015	5/10/2016	12/7/2016	4/4/2017	12/5/2017	5/27/2015	11/11/2015	5/10/2016	12/6/2016	4/3/2017	12/5/2017
Units	Standard (ug/L)	ug/L	ug/L	ug/L	ug/L	ug/L	ug/L	ug/L	ug/L	ug/L	ug/L	ug/L	ug/L
PCBs													
Aroclor 1016	0.09*	0.083 U	0.083 U	0.083 U	0.083 U	0.083 U	0.083 U	0.083 U	0.083 U	0.083 U	0.083 U	0.083 U	0.083 U
Aroclor 1221	0.09*	0.083 U	0.083 U	0.083 U	0.083 U	0.083 U	0.083 U	0.083 U	0.083 U	0.083 U	0.083 U	0.083 U	0.083 U
Aroclor 1232	0.09*	0.083 U	0.083 U	0.083 U	0.083 U	0.083 U	0.083 U	0.083 U	0.083 U	0.083 U	0.083 U	0.083 U	0.083 U
Aroclor 1242	0.09*	0.083 U	0.083 U	0.083 U	0.083 U	0.083 U	0.083 U	0.083 U	0.083 U	0.083 U	0.083 U	0.083 U	0.083 U
Aroclor 1248	0.09*	0.083 U	0.083 U	0.083 U	0.083 U	0.083 U	0.083 U	0.083 U	0.083 U	0.083 U	0.083 U	0.083 U	0.083 U
Aroclor 1254	0.09*	0.083 U	0.083 UJ	0.083 U	0.083 U	0.083 U	0.083 U	0.083 U	0.083 U	0.083 U	0.083 U	0.083 U	0.083 U
Aroclor 1260	0.09*	0.083 U	0.083 U	0.083 U	0.083 U	0.083 U	0.083 U	0.083 U	0.083 U	0.083 U	0.083 U	0.083 U	0.083 U
Aroclor 1262	0.09*	0.083 U	0.083 U	0.083 U	0.083 U	0.083 U	0.083 U	0.083 U	0.083 U	0.083 U	0.083 U	0.083 U	0.083 U
Aroclor 1268	0.09*	0.083 U	0.083 U	0.083 U	0.083 U	0.083 U	0.083 U	0.083 U	0.083 U	0.083 U	0.083 U	0.083 U	0.083 U
Total PCBs	0.09*	ND	ND	ND	ND	ND	ND	ND	ND	ND	ND	ND	ND

NOTES:

U = Compound not detected; laboratory reporting limit shown

*Appies to the sum of these compounds.

ND = Not Detected

DUP-X, DUPLICATE collected at MW-35

= Concentration exceeds NYSDEC Class GA Standard

Table 3
Summary of Validated Analytical Results - PCBs in Groundwater
Goulds Pumps Administration - Cobalt Site
Seneca Falls, NY

Sample ID	NYSDEC	MW-19SR	MW-19SR	MW-19SR	MW-19SR	MW-19SR	MW-19SR	MW-34	MW-34	MW-34	MW-34	MW-34	MW-34
Sample Date	Class GA	5/27/2015	11/12/2015	5/10/2016	12/6/2016	4/3/2017	12/5/2017	5/27/2015	11/12/2015	5/10/2016	12/6/2016	4/4/2017	12/5/2017
Units	Standard (ug/L)	ug/L	ug/L	ug/L	ug/L	ug/L	ug/L	ug/L	ug/L	ug/L	ug/L	ug/L	ug/L
PCBs													
Aroclor 1016	0.09*	0.083 U	0.083 U	0.083 U	0.083 U	0.083 U	0.083 U	0.083 U	0.083 U	0.083 U	0.083 U	0.083 U	0.083 U
Aroclor 1221	0.09*	0.083 U	0.083 U	0.083 U	0.083 U	0.083 U	0.083 U	0.083 U	0.083 U	0.083 U	0.083 U	0.083 U	0.083 U
Aroclor 1232	0.09*	0.083 U	0.083 U	0.083 U	0.083 U	0.083 U	0.083 U	0.083 U	0.083 U	0.083 U	0.083 U	0.083 U	0.083 U
Aroclor 1242	0.09*	0.083 U	0.083 U	0.083 U	0.083 U	0.083 U	0.083 U	0.083 U	0.083 U	0.083 U	0.083 U	0.083 U	0.083 U
Aroclor 1248	0.09*	0.083 U	0.083 U	0.083 U	0.083 U	0.083 U	0.083 U	0.083 U	0.083 U	0.083 U	0.083 U	0.083 U	0.083 U
Aroclor 1254	0.09*	**0.346**	0.083 U	0.083 U	0.083 U	0.083 U	0.083 U	0.083 U	0.083 U	0.083 U	0.083 U	0.083 U	0.083 U
Aroclor 1260	0.09*	0.083 U	0.083 U	0.083 U	0.083 U	0.083 U	0.083 U	0.083 U	0.083 U	0.083 U	0.083 U	0.083 U	0.083 U
Aroclor 1262	0.09*	0.083 U	0.083 U	0.083 U	0.083 U	0.083 U	0.083 U	0.083 U	0.083 U	0.083 U	0.083 U	0.083 U	0.083 U
Aroclor 1268	0.09*	0.083 U	0.083 U	0.083 U	0.083 U	0.083 U	0.083 U	0.083 U	0.083 U	0.083 U	0.083 U	0.083 U	0.083 U
Total PCBs	0.09*	**0.346**	ND	ND	ND	ND	ND	ND	ND	ND	ND	ND	ND

NOTES:

U = Compound not detected; laboratory reporting limit shown

*Appies to the sum of these compounds.

ND = Not Detected

DUP-X, DUPLICATE collected at MW-35

= Concentration exceeds NYSDEC Class GA Standard

Table 3
Summary of Validated Analytical Results - PCBs in Groundwater
Goulds Pumps Administration - Cobalt Site
Seneca Falls, NY

Sample ID	NYSDEC	MW-35	MW-35	MW-35	MW-35	MW-35	MW-35	DUP-X	DUP-X	DUPLICATE	DUPLICATE	DUPLICATE	DUPLICATE
Sample Date	Class GA	5/27/2015	11/12/2015	5/10/2016	12/6/2016	4/3/2017	12/5/2017	5/27/2015	11/12/2015	5/10/2016	12/6/2016	4/3/2017	12/5/2017
Units	Standard (ug/L)	ug/L	ug/L	ug/L	ug/L	ug/L	ug/L	ug/L	ug/L	ug/L	ug/L	ug/L	ug/L
PCBs													
Aroclor 1016	0.09*	0.083 U	0.083 U	0.083 U	0.083 U	0.083 U	0.083 U	0.083 U	0.083 U	0.083 U	0.083 U	0.083 U	0.083 U
Aroclor 1221	0.09*	0.083 U	0.083 U	0.083 U	0.083 U	0.083 U	0.083 U	0.083 U	0.083 U	0.083 U	0.083 U	0.083 U	0.083 U
Aroclor 1232	0.09*	0.083 U	0.083 U	0.083 U	0.083 U	0.083 U	0.083 U	0.083 U	0.083 U	0.083 U	0.083 U	0.083 U	0.083 U
Aroclor 1242	0.09*	0.083 U	0.083 U	0.083 U	0.083 U	0.083 U	0.083 U	0.083 U	0.083 U	0.083 U	0.083 U	0.083 U	0.083 U
Aroclor 1248	0.09*	0.083 U	0.083 U	0.083 U	0.083 U	0.083 U	0.083 U	0.083 U	0.083 U	0.083 U	0.083 U	0.083 U	0.083 U
Aroclor 1254	0.09*	0.083 U	0.083 U	0.083 U	0.083 U	0.083 U	0.083 U	0.083 U	0.083 U	0.083 U	0.083 U	0.083 U	0.083 U
Aroclor 1260	0.09*	0.083 U	0.083 U	0.083 U	0.083 U	0.083 U	0.083 U	0.083 U	0.083 U	0.083 U	0.083 U	0.083 U	0.083 U
Aroclor 1262	0.09*	0.083 U	0.083 U	0.083 U	0.083 U	0.083 U	0.083 U	0.083 U	0.083 U	0.083 U	0.083 U	0.083 U	0.083 U
Aroclor 1268	0.09*	0.083 U	0.083 U	0.083 U	0.083 U	0.083 U	0.083 U	0.083 U	0.083 U	0.083 U	0.083 U	0.083 U	0.083 U
Total PCBs	0.09*	ND	ND	ND	ND	ND	ND	ND	ND	ND	ND	ND	ND

NOTES:

U = Compound not detected; laboratory reporting limit shown

*Appies to the sum of these compounds.

ND = Not Detected

DUP-X, DUPLICATE collected at MW-35

= Concentration exceeds NYSDEC Class GA Standard

Table 3
Summary of Validated Analytical Results - PCBs in Groundwater
Goulds Pumps Administration - Cobalt Site
Seneca Falls, NY

Sample ID	NYSDEC	MW-36	MW-36	MW-36	MW-36	MW-36	MW-36	TW/BRW-01S	TW/BRW-01S	TW/BRW-01S	TW/BRW-01S	TW/BRW-01S	TW/BRW-01S
Sample Date	Class GA	5/27/2015	11/12/2015	5/10/2016	12/5/2016	4/3/2017	12/5/2017	5/27/2015	11/13/2015	5/10/2016	12/6/2016	4/3/2017	12/5/2017
Units	Standard (ug/L)	ug/L	ug/L	ug/L	ug/L	ug/L	ug/L	ug/L	ug/L	ug/L	ug/L	ug/L	ug/L
PCBs													
Aroclor 1016	0.09*	0.083 U	0.083 U	0.083 U	0.083 U	0.083 U	0.083 U	0.083 U	0.083 U	0.083 U	0.083 U	0.083 U	0.083 U
Aroclor 1221	0.09*	0.083 U	0.083 U	0.083 U	0.083 U	0.083 U	0.083 U	0.083 U	0.083 U	0.083 U	0.083 U	0.083 U	0.083 U
Aroclor 1232	0.09*	0.083 U	0.083 U	0.083 U	0.083 U	0.083 U	0.083 U	0.083 U	0.083 U	0.083 U	0.083 U	0.083 U	0.083 U
Aroclor 1242	0.09*	0.083 U	0.083 U	0.083 U	0.083 U	0.083 U	0.083 U	0.083 U	0.083 U	0.083 U	0.083 U	0.083 U	0.083 U
Aroclor 1248	0.09*	0.083 U	0.083 U	0.083 U	0.083 U	0.083 U	0.083 U	0.083 U	0.083 U	0.083 U	0.083 U	0.083 U	0.083 U
Aroclor 1254	0.09*	0.083 U	0.083 U	0.083 U	0.083 U	0.083 U	0.083 U	**0.493**	**0.88 J**	**0.650**	0.083 U	0.083 U	**0.294 J**
Aroclor 1260	0.09*	0.083 U	0.083 U	0.083 U	0.083 U	0.083 U	0.083 U	**0.21**	**0.22**	**0.272**	**1.65**	0.083 U	0.083 U
Aroclor 1262	0.09*	0.083 U	0.083 U	0.083 U	0.083 U	0.083 U	0.083 U	0.083 U	0.083 U	0.083 U	0.083 U	0.083 U	0.083 U
Aroclor 1268	0.09*	0.083 U	0.083 U	0.083 U	0.083 U	0.083 U	0.083 U	0.083 U	0.083 U	0.083 U	0.083 U	0.083 U	0.083 U
Total PCBs	0.09*	ND	ND	ND	ND	ND	ND	**0.703**	**1.1**	**0.922**	**1.65**	0.083 U	**0.294 J**

NOTES:

U = Compound not detected; laboratory reporting limit shown

*Appies to the sum of these compounds.

ND = Not Detected

DUP-X, DUPLICATE collected at MW-35

= Concentration exceeds NYSDEC Class GA Standard

Table 3
Summary of Validated Analytical Results - PCBs in Groundwater
Goulds Pumps Administration - Cobalt Site
Seneca Falls, NY

Sample ID	NYSDEC	Field Blank	Field Blank	Field Blank	Field Blank	Field Blank	Field Blank
Sample Date	Class GA	5/27/2015	11/13/2015	5/10/2016	12/7/2016	4/4/2017	12/5/2017
Units	Standard (ug/L)	ug/L	ug/L	ug/L	ug/L	ug/L	ug/L
PCBs							
Aroclor 1016	0.09*	0.083 U	0.083 U	0.083 U	0.083 U	0.083 U	0.083 U
Aroclor 1221	0.09*	0.083 U	0.083 U	0.083 U	0.083 U	0.083 U	0.083 U
Aroclor 1232	0.09*	0.083 U	0.083 U	0.083 U	0.083 U	0.083 U	0.083 U
Aroclor 1242	0.09*	0.083 U	0.083 U	0.083 U	0.083 U	0.083 U	0.083 U
Aroclor 1248	0.09*	0.083 U	0.083 U	0.083 U	0.083 U	0.083 U	0.083 U
Aroclor 1254	0.09*	0.083 U	0.083 U	0.083 U	0.083 U	0.083 U	0.083 U
Aroclor 1260	0.09*	0.083 U	0.083 U	0.083 U	0.083 U	0.083 U	0.083 U
Aroclor 1262	0.09*	0.083 U	0.083 U	0.083 U	0.083 U	0.083 U	0.083 U
Aroclor 1268	0.09*	0.083 U	0.083 U	0.083 U	0.083 U	0.083 U	0.083 U
Total PCBs	0.09*	ND	ND	ND	ND	ND	ND

NOTES:

U = Compound not detected; laboratory reporting limit shown

*Appies to the sum of these compounds.

ND = Not Detected

DUP-X, DUPLICATE collected at MW-35

= Concentration exceeds NYSDEC Class GA Standard

ATTACHMENTS

Site Inspection Form

Date Performed: December 4, 2017
Site Name: Goulds Pumps Cobalt Site (No. C850012)
Site Location: Seneca Falls, NY

Weather: 39 degrees F., cloudy
Inspector Name: A. Gibson, A. Thomas
Inspector Signature:

Cap/Cover Inspection					
Cap/Cover Area (see Figure 2-1)	**Cap/Cover Type (e.g. gravel, pavement)**	**Inspected (Y/N)**	**Acceptable (Y/N)**	**Maintenance Required (Y/N)**	**Description of Required Maintenance or Comments *(attach photographs for documentation as appropriate)***
A1	*Pavement*	Y	Y	N	
A2	*Pavement*	Y	Y	N	
A3	*Pavement*	Y	Y	N	
B1	*Topsoil and Grass*	Y	Y	N	
B2	*Topsoil and Grass*	Y	Y	N	
C1	*Riprap Spillway*	Y	Y	N	
C2	*Riprap Spillway*	Y	Y	N	
C3	*Riprap Spillway*	Y	Y	N	Grassy vegetation on rip rap, mowed regularly as part of routine maintenance.
C4	*Riprap Spillway*	Y	Y	N	
C5	*Riprap Slope Protection*	Y	Y	N	
D1	*Concrete*	Y	Y	N	
D2	*Concrete*	Y	Y	N	

Site Inspection Form

D3	*Concrete*	Y	Y	N	
D4	*Concrete*	Y	Y	N	
D5	*Concrete*	Y	Y	N	
D6	*Concrete*	Y	Y	N	
D7	*Concrete*	Y	Y	N	
D8	*Concrete*	Y	Y	N	
D9	*Concrete*	Y	Y	N	
D10	*Concrete*	Y	Y	N	
D11	*Concrete*	Y	Y	N	
D12	*Concrete*	Y	Y	N	
E1	*Gravel*	Y	Y	N	
E2	*Gravel*	Y	Y	N	
E3	*Gravel*	Y	Y	N	
E4	*Gravel*	Y	Y	N	
E5	*Gravel*	Y	Y	N	
F	*NWSA Cap*	Y	Y	N	

Conditions to Review

a. erosion
b. missing cap/cover material
c. vegetation growing through cap/cover (excluding vegetated covers)
d. areas of ponded water
e. areas of settlement
f. damage from burrowing animals

Site Fence Inspection			
Inspected (Y/N)	**Acceptable (Y/N)**	**Maintenance Required**	**Description of Required Maintenance or Comments**
Y	Y	N	

Well Inspection Form

Date Performed: December 4, 2017
Site Name: Goulds Pumps Cobalt Site (No. C850012)
Site Location: Seneca Falls, NY

Weather: 40 degrees F., partly cloudy
Inspector Name: A. Gibson
Inspector Signature:

Well Integrity Inspection				
Well ID	**Inspected (Y/N)**	**Acceptable (Y/N)**	**Maintenance Required (Y/N)**	**Description of Required Maintenance or Comments**
MW-08D	Y	Y	N	
MW-08R	Y	Y	N	
MW-10S	Y	Y	N	
MW-18SR	Y	Y	N	
MW-19SR	Y	Y	N	
MW-23S	Y	Y	N	
MW-24S	Y	Y	N	
MW-26B	Y	Y	N	
MW-26I	Y	Y	N	
MW-26S	Y	Y	N	
MW-29	Y	Y	N	
MW-34	Y	Y	N	
MW-35	Y	Y	N	
MW-36	Y	Y	N	
MW-5S	Y	Y	N	
MW-8S	Y	Y	N	
TW/BRW-01R	Y	Y	N	
TW/BRW-01S	Y	Y	N	
TW-02	Y	Y	N	
TW-17	Y	Y	N	

Conditions to Review

a. depth Sounding matches construction
b. well pad is not broken or falling apart
c. lock functions properly
d. well cap is functional and properly preventing water infiltration
e. well casing or flush mount protective cover is protective the well

ARCADIS

Low Flow Groundwater Sampling Log

Well ID: MW-18SR
Northing:
Easting:

Site Name: Goulds Pumps Cobra Ft
Site Location: Seneca Falls, NY
Project #: 01257CBT.2017

Sampling Method: Peristaltic
Equipment Used: Horiba U-50
Pump/Controller ID#: 5277

Field Personnel: A. Gibson
Date: 12/5/17
Weather: 52°F, rainy

Well information:

Installed Depth of Well*: 15.00 ft. bmp.
Measured Depth of Well*: 14.08 ft. bmp.
Depth to Water*: 3.41 ft. bmp.
Length of Water Column (LWC): 10.67 ft.
Well Diameter: 2 in.

Well Volume Multipliers:

- ☐ 1 in. = 0.041 gal/ft
- ☑ 2 in. = 0.163 gal/ft
- ☐ 4 in. = 0.653 gal/ft
- ☐ 6 in. = 1.469 gal/ft
- ☐ 8 in. = 2.611 gal/ft

* Measurement Point:

- ☐ Well Casing
- ☐ Protective Casing
- ☐ Other:

Well Volume: 1.74 gal.
Pump Intake Depth*: ft. bmp.

Start Purge Time: 1230

Initial Observations: Color Clear Odor none Sheen/Free Product None

indicate units

~~Elapsed~~ Time (minutes)	Depth to Water (ft bmp)	Temperature (Celcius)	pH (SU)	Specific Conductivity (mS/cm)	ORP (mV)	Dissolved Oxygen (mg/l)	Turbidity (NTU)	Flow Rate (ml/min)	Other TDS (g/L)
1235	3.74	13.08	8.11	1.11	131	4.24	72.9	200	0.711
1240	3.96	12.88	8.14	1.09	59	3.55	61.6	200	0.699
1245	4.08	12.74	8.11	1.07	24	2.96	49.7	200	0.683
1250	4.32	12.62	8.08	1.05	38	2.68	24.4	200	0.670
1255	4.58	12.65	8.01	1.01	13	2.44	16.6	200	0.637
1300	4.86	12.03	7.98	0.722	-31	1.18	0.0	200	0.460
1305	4.95	12.03	7.90	0.717	-29	1.03	0.0	200	0.459
1310	5.04	12.08	7.95	0.717	-34	1.00	0.0	200	0.459
135	5.18	12.24	7.93	0.738	-30	0.99	1.5	200	0.471
1320	5.35	12.28	7.91	0.756	-23	0.94	2.3	200	0.486
1325	5.55	12.32	8.01	0.782	-33	0.99	3.6	200	0.501
1330	5.68	12.39	7.97	0.793	-29	0.99	6.2	200	0.508
1335	5.79	12.41	7.95	0.802	-29	1.01	5.8	200	0.514
1340	5.84	12.49	7.98	0.816	-26	0.99	6.2	200	0.518
Stabilization	Δ ≤ 0.3'	± 3%	± 0.1	± 3%	± 10 mV	± 10%	± 10%	200 ≤ X ≤ 500	

End Purge Time: 1355

DO Titrataion = NM mg/L

Total volume of groundwater purged: _____ gal.

Final Observations: Color Clear Odor none Sheen/Free Product None

Specific Gravity NM

Analytical Sample ID: MW-18SR **Date:** 12/5/17 **Time:** 1342

Container Size	Container Type	# Collected	Field Filtered?	Preservative	Laboratory
1L	Amber	2	No	None	Alpha
40 mL	VOA	3	No	HCL	Alpha

Notes: NM: not measured

Well Integrity Inspection Notes

ARCADIS

Low Flow Groundwater Sampling Log

Well ID: MW-14 SR
Northing:
Easting:

Site Name: Gould's Pumps, Lot 11
Site Location: Seneca Falls, NY
Project #: 01257CRT.2017

Sampling Method: Peristaltic
Equipment Used: Horiba U-50
Pump/Controller ID#: 5277

Field Personnel: A Gilson
Date: 12/5/17
Weather: 44°F, Rainy

Well information:

Installed Depth of Well*: 15 ft. bmp.
Measured Depth of Well*: 14.25 ft. bmp.
Depth to Water*: 3.01 ft. bmp.
Length of Water Column (LWC): 11.24 ft.
Well Diameter: 2 in.

Well Volume Multipliers:

- ☐ 1 in. = 0.041 gal/ft
- ☑ 2 in. = 0.163 gal/ft
- ☐ 4 in. = 0.653 gal/ft
- ☐ 6 in. = 1.469 gal/ft
- ☐ 8 in. = 2.611 gal/ft

* Measurement Point:
- ☐ Well Casing
- ☐ Protective Casing
- ☐ Other:

Well Volume: 1.83 gal.
Pump Intake Depth*: 8.63 ft. bmp.

Start Purge Time: 0923 0955

Initial Observations: Color Clear Odor None Sheen/Free Product None

indicate units

Elapsed Time (minutes)	Depth to Water (ft bmp)	Temperature (Celcius)	pH (SU)	Specific Conductivity (mS/cm)	ORP (mV)	Dissolved Oxygen (mg/l)	Turbidity (NTU)	Flow Rate (ml/min)	Other TDS g/L
5	3.53	10.50	8.05	1.13	135	5.08	43.5	200	0.721
10	3.50	10.83	8.04	1.09	159	4.51	42.0	200	0.699
15	3.46	10.76	8.19	0.673	138	2.76	25.1	200	0.421
20	3.47	10.48	8.43	0.504	-74	1.69	12.2	200	0.322
25	3.47	10.46	8.60	0.492	-93	1.36	9.0	200	0.320
30	3.47	10.46	8.51	0.485	-90	1.49	4.3	200	0.315
35	3.53	10.39	8.52	0.480	-80	1.83	2.8	200	0.311
40	3.53	10.36	8.52	0.479	-71	1.70	1.1	200	0.310
45	3.53	10.30	8.52	0.477	-54	1.61	0.4	200	0.310
50	3.53	10.29	8.52	0.479	-69	1.64	0.0	200	0.311
Stabilization	Δ ≤ 0.3'	± 3%	± 0.1	± 3%	± 10 mV	± 10%	± 10%	200 ≤ X ≤ 500	

End Purge Time: 1057

DO Titrataion = NM mg/L

Total volume of groundwater purged: _____ gal.

Final Observations: Color Clear Odor None Sheen/Free Product None

Specific Gravity NM

Analytical Sample ID: MW-14 SR **Date:** 12/5/17 **Time:** 1047

Container Size	Container Type	# Collected	Field Filtered?	Preservative	Laboratory
1L	Amber	3	N	None	Alpha
40mL	VOA	3	N	HCl	Alpha

Notes: Sampled 1047
NM not measured

Well Integrity Inspection Notes

ARCADIS

Low Flow Groundwater Sampling Log

Well ID: MW-34
Northing: —
Easting:

Site Name: Goulds Pumps Cobalt
Site Location: Seneca Falls, NY
Project #: 01257CBT.2017

Sampling Method: low flow
Equipment Used: peristaltic
Pump/Controller ID#:

Field Personnel: A. Gibson
Date: 12/5/17
Weather: 38°F, rainy

Well information:

Installed Depth of Well*: 13 ft. bmp.
Measured Depth of Well*: 12.72 ft. bmp.
Depth to Water*: 2.28 ft. bmp.
Length of Water Column (LWC): 10.44 ft.
Well Diameter: 2 in.

Well Volume Multipliers:

- ☐ 1 in. = 0.041 gal/ft
- ☒ 2 in. = 0.163 gal/ft
- ☐ 4 in. = 0.653 gal/ft
- ☐ 6 in. = 1.469 gal/ft
- ☐ 8 in. = 2.611 gal/ft

* Measurement Point:

- ☒ Well Casing
- ☐ Protective Casing
- ☐ Other:

Well Volume: 1.7 gal.
Pump Intake Depth*: 7.52 ft. bmp.

Start Purge Time: 1110

Initial Observations: Color grey Odor none Sheen/Free Product none

indicate units

~~Elapsed~~ Time (minutes)	Depth to Water (ft bmp)	Temperature (Celcius)	pH (SU)	Specific Conductivity (mS/cm)	ORP (mV)	Dissolved Oxygen (mg/l)	Turbidity (NTU)	Flow Rate (ml/min)	Other TDS (g/L)
1115	3.36	11.93	8.09	1.15	91	1.78	12.1	200	0.741
1120	3.87	11.98	8.09	1.17	81	1.71	11.4	200	0.746
1125	4.17	11.96	8.06	1.18	35	1.64	10.1	200	0.751
1130	4.43	11.97	8.05	1.18	26	1.17	8.9	200	0.759
1135	4.85	12.03	8.03	1.18	19	1.10	8.1	200	0.753
1140	5.09	12.19	8.00	1.17	13	1.03	7.7	200	0.749
1145	5.36	12.35	7.99	1.16	8	1.00	7.6	200	0.744
1150	5.55	12.41	7.97	1.15	6	0.95	7.8	200	0.740
1155	5.70	12.48	7.97	1.15	3	0.93	6.6	200	0.739
1200	5.83	12.58	7.98	1.16	1	0.90	6.6	200	0.741
Stabilization	Δ ≤ 0.3'	± 3%	± 0.1	± 3%	± 10 mV	± 10%	± 10%	200 ≤ X ≤ 500	

End Purge Time: 1212

DO Titrataion = nm mg/L

Total volume of groundwater purged: ~2.5 gal.

Final Observations: Color Clear Odor none Sheen/Free Product none

Specific Gravity nm

Analytical Sample ID: MW-34 **Date:** 12/5/17 **Time:** 1200 3

Container Size	Container Type	# Collected	Field Filtered?	Preservative	Laboratory
1L	Amber	2	No	None	Alpha
40mL	VOA	3	No.	HCl	Alpha

Notes: nm: not measured

Well Integrity Inspection Notes

ARCADIS

Low Flow Groundwater Sampling Log

Well ID: MW-35
Northing: -
Easting: -

Site Name: Goulds Pumps (Cobalt)
Site Location: Seneca Falls, NY
Project #: 01257 CBT. 2017

Sampling Method: peristaltic
Equipment Used: Horiba U-50
Pump/Controller ID#: 5277

Field Personnel: A. Gibson
Date: 12/5/17
Weather: 49°F, rainy

Well information:

Installed Depth of Well*: 13 ft. bmp.
Measured Depth of Well*: 11.29 ft. bmp.
Depth to Water*: 1.94 ft. bmp.
Length of Water Column (LWC): 9.35 ft.
Well Diameter: 2 in.

Well Volume Multipliers:

- ☐ 1 in. = 0.041 gal/ft
- ☑ 2 in. = 0.163 gal/ft
- ☐ 4 in. = 0.653 gal/ft
- ☐ 6 in. = 1.469 gal/ft
- ☐ 8 in. = 2.611 gal/ft

* Measurement Point:
- ☑ Well Casing
- ☐ Protective Casing
- ☐ Other:

Well Volume: 1.52 gal.
Pump Intake Depth*: ____ ft. bmp.

Start Purge Time: 0745

Initial Observations: Color clear Odor none Sheen/Free Product none

indicate units

~~Elapsed~~ Time ~~(minutes)~~	Depth to Water (ft bmp)	Temperature (Celcius)	pH (SU)	Specific Conductivity (mS/cm)	ORP (mV)	Dissolved Oxygen (mg/l)	Turbidity (NTU)	Flow Rate (ml/min)	Other (TDS)
0750	2.16	13.22	6.76	1.43	103	2.28	0.9	200	0.918
0755	2.33	12.57	6.62	1.43	99	1.85	0.0	200	0.917
0800	2.51	12.23	6.61	1.43	97	1.58	0.9	200	0.917
0805	2.73	11.91	6.68	1.44	95	1.45	0.5	200	0.917
0810	2.92	11.64	6.73	1.44	93	1.35	0.3	200	0.921
0815	3.15	11.58	6.79	1.44	91	1.25	0.9	200	0.920
0820	3.28	11.41	6.84	1.44	88	1.19	1.1	200	0.920
0825	3.42	11.34	6.82	1.44	85	1.17	1.5	200	0.922
Stabilization	Δ ≤ 0.3'	± 3%	± 0.1	± 3%	± 10 mV	± 10%	± 10%	200 ≤ X ≤ 500	

End Purge Time: 0838

DO Titrataion = NM mg/L

Total volume of groundwater purged: 2.5 gal.

Final Observations: Color ____ Odor ____ Sheen/Free Product ____
Specific Gravity ____

Analytical Sample ID: MW-35 **Date:** 12/5/17 **Time:** 0827

Container Size	Container Type	# Collected	Field Filtered?	Preservative	Laboratory
1L	Amber	2	N	None	Alpha
40mL	VOA	3	N	HCl	Alpha

Notes: Nm = not measured
DW collected here

Well Integrity Inspection Notes

ARCADIS

Low Flow Groundwater Sampling Log

Well ID: MW-36
Northing:
Easting:

Site Name: GOULDS PUMPS - (CBM)
Site Location: SENECA FALLS, NY
Project #: 01257CBT.2017

Sampling Method: Low Flow
Equipment Used: Peristaltic / Horiba
Pump/Controller ID#: 199332 / 019932

Field Personnel: A. Thomas
Date: 12-5-17
Weather: 40's, rainy

Well information:

Installed Depth of Well*: 13 ft. bmp.
Measured Depth of Well*: 12.59 ft. bmp.
Depth to Water*: 3.34 ft. bmp.
Length of Water Column (LWC): 9.25 ft.
Well Diameter: 2 in.

Well Volume Multipliers:

- ☐ 1 in. = 0.041 gal/ft
- ☑ 2 in. = 0.163 gal/ft
- ☐ 4 in. = 0.653 gal/ft
- ☐ 6 in. = 1.469 gal/ft
- ☐ 8 in. = 2.611 gal/ft

* Measurement Point:
- ☑ Well Casing
- ☐ Protective Casing
- ☐ Other:

Well Volume: 1.5 gal.
Pump Intake Depth*: ft. bmp.

Start Purge Time: 0800

Initial Observations: *Color* Light brown *Odor* none *Sheen/Free Product* none

indicate units

Elapsed Time (minutes)	Depth to Water (ft bmp)	Temperature (Celcius)	pH (SU)	Specific Conductivity ( )	ORP (mV)	Dissolved Oxygen (mg/l)	Turbidity (NTU)	Flow Rate (ml/min)	Other ( )
0800	3.67	13.19	6.87	0.836	7	0.00	197	220	
0805	3.92	13.15	6.96	0.831	2	0.00	196		
0810	4.15	12.95	6.98	0.831	3	0.00	280		
0815	4.40	12.90	7.01	0.824	7	0.00	194		
0820	4.62	12.74	7.05	0.814	12	0.06	135		
0825	4.92	12.28	7.07	0.798	10	0.00	83.4		
0830	5.08	12.24	7.09	0.771	10	0.00	68.5		
0835	5.24	12.91	7.10	0.765	1	0.00	51.4		
0840	5.43	12.35	7.10	0.765	1	0.00	49.7		
0845	5.82	12.50	7.11	0.766	0	0.00	45.5		
0850	5.96	12.67	7.12	0.774	-2	0.06	64.3		
0855	6.18	12.79	7.12	0.777	-1	0.00	87.8		
0900	6.36	12.84	7.11	0.783	-7	0.00	39.9		
0905	6.55	12.85	7.09	0.794	-27	0.00	27.0		
0910	6.62	12.94	7.10	0.797	-28	0.00	27.9		
0915	6.80	12.94	7.10	0.800	-30	0.00	29.4		
Stabilization	Δ ≤ 0.3'	± 3%	± 0.1	± 3%	± 10 mV	± 10%	± 10%	200 ≤ X ≤ 500	

End Purge Time: 0925

DO Titrataion = _____ mg/L

Total volume of groundwater purged: 5 gal.

Final Observations: *Color* mostly clear *Odor* none *Sheen/Free Product* none

Specific Gravity _____

Analytical Sample ID: MW-36 **Date:** 12-5-17 **Time:** 0920

Container Size	Container Type	# Collected	Field Filtered?	Preservative	Laboratory
1L	AMBER	2	NO	NONE	ALPHA
40mL	VOA	3	NO	HCL	ALPHA

Notes:

Well Integrity Inspection Notes

ARCADIS

Low Flow Groundwater Sampling Log

Well ID: IW - BRW - 01S
Northing:
Easting:

Site Name: GOULDS PUMPS - COBALT SITE
Site Location: SENECA FALLS, NY
Project #: 01257CBT.2017

Sampling Method: low flow
Equipment Used: Peristaltic
Pump/Controller ID#: 19932 | 019932

Field Personnel: A Thomas
Date: 12-5-17
Weather: 50's, cloudy

Well information:

Installed Depth of Well*: 11 ft. bmp.
Measured Depth of Well*: – ft. bmp.
Depth to Water*: – ft. bmp.
Length of Water Column (LWC): – ft.
Well Diameter: 1/2 in.

Well Volume Multipliers:

- ☐ 1 in. = 0.041 gal/ft
- ☐ 2 in. = 0.163 gal/ft
- ☐ 4 in. = 0.653 gal/ft
- ☐ 6 in. = 1.469 gal/ft
- ☐ 8 in. = 2.611 gal/ft

* Measurement Point:
- ☑ Well Casing
- ☐ Protective Casing
- ☐ Other:

Well Volume: – gal.
Pump Intake Depth*: – ft. bmp.

Start Purge Time: 1420

Initial Observations: Color light brown Odor none Sheen/Free Product none
Sligthly cloudy

indicate units

Elapsed Time (minutes)	Depth to Water (ft bmp)	Temperature (Celcius)	pH (SU)	Specific Conductivity ( )	ORP (mV)	Dissolved Oxygen (mg/l)	Turbidity (NTU)	Flow Rate (ml/min)	Other ( )
1425	–	11.35	7.52	0.584	-81	0.39	461	200	
1430	–	11.05	7.47	0.474	-88	0.00	376	200	
1435	–	10.79	7.53	0.450	-92	0.00	320	250	
1440	–	10.63	7.57	0.442	-94	0.00	939	250	
1445	–	10.62	7.61	0.437	-95	0.00	800	250	
1450	–	10.57	7.63	0.438	-95	0.0	569	250	
1455	–	10.45	7.66	0.442	-94	0.00	498	250	
1500	–	10.44	7.66	0.444	-94	0.00	404	250	
1505	–	10.47	7.66	0.448	-93	0.00	325	250	
1510	–	10.39	7.67	0.452	-91	0.00	222	250	
1515	–	10.39	7.67	0.455	-90	0.00	196	250	
1520	–	10.38	7.68	0.457	-90	0.00	135	250	
1525	–	10.27	7.69	0.459	-88	0.00	103	250	
1530	–	10.32	7.69	0.461	-88	0.00	104	250	
Stabilization	Δ ≤ 0.3'	± 3%	± 0.1	± 3%	± 10 mV	± 10%	± 10%	200 ≤ X ≤ 500	

End Purge Time: _____

DO Titrataion = _____ mg/L

Total volume of groundwater purged: 4.5 gal.

Final Observations: Color _____ Odor NONE Sheen/Free Product NONE
Specific Gravity _____

Analytical Sample ID: IW - BRW - 01S **Date:** 12-5-17 **Time:** 1535

Container Size	Container Type	# Collected	Field Filtered?	Preservative	Laboratory
1L	AMBER	2	NO	NONE	ALPHA
40 mL	VOA	3	NO	HCL	ALPHA

Notes: Well is 1/2" in diameter, purged 4.1 at 1530 and turbidity is not dropping much. Will sample at 1535 since more than 3 well volumes were purged

Well Integrity Inspection Notes

ARCADIS

Low Flow Groundwater Sampling Log

Well ID: MW-24S
Northing:
Easting:

Site Name: Goulds Pumps (ITT) SITE
Site Location: Seneca Falls, NY
Project #: 01257CBT.2017

Sampling Method: ~~Peristaltic low flow~~
Equipment Used: Peristaltic
Pump/Controller ID#: 19932 / 019932

Field Personnel: AT
Date: 12-5-17
Weather: 50's, light + rain

Well information:

Installed Depth of Well*: 15 ft. bmp.
Measured Depth of Well*: 14.16 ft. bmp.
Depth to Water*: 3.28 ft. bmp.
Length of Water Column (LWC): 10.88 ft.
Well Diameter: 2 in.

Well Volume Multipliers:

- ☐ 1 in. = 0.041 gal/ft
- ☑ 2 in. = 0.163 gal/ft
- ☐ 4 in. = 0.653 gal/ft
- ☐ 6 in. = 1.469 gal/ft
- ☐ 8 in. = 2.611 gal/ft

* Measurement Point:
- ☑ Well Casing
- ☐ Protective Casing
- ☐ Other:

Well Volume: 1.77 gal.
Pump Intake Depth*: ~10 ft. bmp.

Start Purge Time: 1133

Initial Observations: *Color* clear *Odor* none *Sheen/Free Product* none

indicate units

Elapsed Time (minutes)	Depth to Water (ft bmp)	Temperature (Celcius)	pH (SU)	Specific Conductivity ( )	ORP (mV)	Dissolved Oxygen (mg/l)	Turbidity (NTU)	Flow Rate (ml/min)	Other ( )
1140	4.24	12.07	7.64	0.963	150	0.74	19.9	250	
1145	4.69	11.58	7.63	0.962	145	0.19	28.2	250	
1150	5.00	11.92	7.62	0.944	141	0.00	54.1	250	
1155	5.29	11.94	7.59	0.938	137	0.00	95.5	250	
1200	5.92	12.18	7.56	0.931	125	0.00	91.4	250	
1205	6.89	12.38	7.54	0.944	54	0.00	78.9	250	
1210								250	
1215	7.44	12.51	7.64	0.961	103	3.60	695	200	lowered rate to 200
1220	7.78	12.75	7.62	0.975	103	1.90	629	200	
1225	8.13	12.73	7.62	0.988	107	2.43	602	200	
1230	8.36	12.75	7.62	0.991	109	2.76	590	200	
1235	8.67	12.80	7.63	0.999	111	2.28	563	200	
1240									
1245	9.03	13.16	7.63	1.01	125	3.32	1000	200	
1250	9.32	13.20	7.63	1.01	124	8.08	1000	200	
1255	9.24	13.11	7.65	1.02	126	7.82	782	200	
1300	9.13	13.07	7.66	1.02	129	7.48	600	200	
1305	9.09	13.12	7.66	1.02	127	7.34	495	200	
1310	9.10	13.15	7.66	1.02	126	7.10	398	200	
Stabilization	Δ ≤ 0.3'	± 3%	± 0.1	± 3%	± 10 mV	± 10%	± 10%	200 ≤ X ≤ 500	

bubbles in tubing, adjust

End Purge Time: 1405

DO Titrataion = _____ mg/L

Total volume of groundwater purged: 6.7 gal. 3.7 + 3 = 6.7

Final Observations: *Color* light brown *Odor* none *Sheen/Free Product* none

Specific Gravity _____

Analytical Sample ID: MW-24S **Date:** 12-5-17 **Time:**

Container Size	Container Type	# Collected	Field Filtered?	Preservative	Laboratory
1L	Amber	2	No	None	Alpha
40mL	VOA	3	No	HCL	Alpha

Notes:

Well Integrity Inspection Notes

MW-24S continued.

ARCADIS

Low Flow Groundwater Sampling Log

Well ID: MW-24S
Northing:
Easting:

Site Name: GOULDS DUMPS-COBALT SITE
Site Location: Seneca Falls, NY
Project #: 01257CBT.2017

Sampling Method: low flow
Equipment Used: Peristaltic
Pump/Controller ID#: 19932 | 019932

Field Personnel: A. Thomas
Date: 12/5/17
Weather: 50s, cloudy/rain

Well information:

Installed Depth of Well*: _____ ft. bmp.
Measured Depth of Well*: _____ ft. bmp.
Depth to Water*: _____ ft. bmp.
Length of Water Column (LWC): _____ ft.
Well Diameter: _____ in.

Well Volume Multipliers:

- ☐ 1 in. = 0.041 gal/ft
- ☐ 2 in. = 0.163 gal/ft
- ☐ 4 in. = 0.653 gal/ft
- ☐ 6 in. = 1.469 gal/ft
- ☐ 8 in. = 2.611 gal/ft

* Measurement Point:

- ☐ Well Casing
- ☐ Protective Casing
- ☐ Other: _____

Well Volume: _____ gal.
Pump Intake Depth*: _____ ft. bmp.

Start Purge Time: _____

Initial Observations: *Color* _____ *Odor* _____ *Sheen/Free Product* _____

indicate units

~~Elapsed~~ Time (minutes)	Depth to Water (ft bmp)	Temperature (Celcius)	pH (SU)	Specific Conductivity (mS/cm)	ORP (mV)	Dissolved Oxygen (mg/l)	Turbidity (NTU)	Flow Rate (ml/min)	Other ( )
1315	9.10	13.20	7.66	1.05	126	6.51	241	200	
1320	9.18	13.24	7.66	1.04	125	6.55	247	200	
1325	9.19	13.29	7.66	1.04	125	6.39	241	200	
1330	9.19	13.28	7.66	1.04	126	6.25	243	200	
1335	9.19	13.35	7.66	1.04	130	6.07	249	200	
Stabilization	Δ ≤ 0.3'	± 3%	± 0.1	± 3%	± 10 mV	± 10%	± 10%	200 ≤ X ≤ 500	

End Purge Time: 1405

DO Titrataion = _____ mg/L

Total volume of groundwater purged: 6.7 gal. 3.7 + 3.0 = ~~8.7gal~~ 6.7gal

Final Observations: *Color* light brown *Odor* none *Sheen/Free Product* none

Specific Gravity _____

Analytical Sample ID: MW-24S **Date:** 12-5-17 **Time:** 1340.

Container Size	Container Type	# Collected	Field Filtered?	Preservative	Laboratory
1L	AMBER	2	NO	NONE	ALPHA
40mL	VOA	3	NO	HCL	ALPHA

Notes: Purged more than 3 well volumes. Turbidity not decreasing anymore. Will collect samples at 1340.

Well Integrity Inspection Notes

MW

ARCADIS

Low Flow Groundwater Sampling Log

Well ID: MW-205
Northing:
Easting:

Site Name: Goulds Pumps (ITT) Site
Site Location: Seneca Falls, NY
Project #: 01257CBT.2017
Sampling Method: Low Flow
Equipment Used: Penstaltic / Hanna
Pump/Controller ID#: 19932 / 019932
Field Personnel: AT
Date: 12-5-17
Weather: 50's, rain

Well information:

Installed Depth of Well*: 15 ft. bmp.
Measured Depth of Well*: 16.89 ft. bmp.
Depth to Water*: 6.65 ft. bmp.
Length of Water Column (LWC): 10.24 ft.
Well Diameter: 2" in.

Well Volume Multipliers:

- ☐ 1 in. = 0.041 gal/ft
- ☑ 2 in. = 0.163 gal/ft
- ☐ 4 in. = 0.653 gal/ft
- ☐ 6 in. = 1.469 gal/ft
- ☐ 8 in. = 2.611 gal/ft

* Measurement Point:

- ☑ Well Casing
- ☐ Protective Casing
- ☐ Other:

Well Volume: 1.67 gal.
Pump Intake Depth*: ~12 ft. bmp.

Start Purge Time: 1005

Initial Observations: *Color* clear *Odor* none *Sheen/Free Product* none

indicate units

Elapsed Time (minutes)	Depth to Water (ft bmp)	Temperature (Celcius)	pH (SU)	Specific Conductivity ( )	ORP (mV)	Dissolved Oxygen (mg/l)	Turbidity (NTU)	Flow Rate (ml/min)	Other ( )
1010	7.33	13.62	7.52	0.933	-23	0.75	44.9	200	
1015	7.50	12.91	7.50	0.937	-15	0.28	23.1	200	
1020	7.66	12.97	7.50	0.938	-7	0.11	13.9	200	
1025	7.83	13.04	7.51	0.937	-3	0.10	11.9	200	
1030	7.92	13.07	7.51	0.934	6	0.10	9.0	200	
1035	8.00	13.06	7.51	0.932	12	0.04	9.4	200	
1040	8.19	13.06	7.51	0.933	4	0.00	7.7	200	
1045	8.25	13.07	7.51	0.937	11	0.00	8.0	200	
1050	8.34	13.07	7.51	0.943	10	0.00	7.2	200	
Stabilization	Δ ≤ 0.3'	± 3%	± 0.1	± 3%	± 10 mV	± 10%	± 10%	200 ≤ X ≤ 500	

End Purge Time: 1105

DO Titrataion = _____ mg/L

Total volume of groundwater purged: 2.7 gal.

Final Observations: *Color* clear *Odor* none *Sheen/Free Product* none

Specific Gravity _____

Analytical Sample ID: MW-205 **Date:** 12-5-17 **Time:** 1055

Container Size	Container Type	# Collected	Field Filtered?	Preservative	Laboratory
1L	AMBER	2	NO	NONE	ALPHA
40mL	VOA	~~1~~ 2	NO	HCL	ALPHA

Notes: Third VOA for VOCs broke. Will note on chain that only two VOAs for analysis.

Well Integrity Inspection Notes

ARCADIS

Low Flow Groundwater Sampling Log

Well ID: TW/BRW-01R
Northing:
Easting:

Site Name: Goulds Pumps, Inbrett
Site Location: Seneca Falls, NY
Project #: 01257 CBT.2017
Sampling Method: Bladder
Equipment Used: QED Sample Pro/MP-10
Pump/Controller ID#: 923069/15841
Field Personnel: A Gibson
Date: 12/5/17
Weather: 54°F, Cloudy

Well information:

Installed Depth of Well*: 89.5 ft. bmp.
Measured Depth of Well*: 89.66 ft. bmp.
Depth to Water*: 23.45 ft. bmp.
Length of Water Column (LWC): 66.21 ft.
Well Diameter: 4 in.

Well Volume Multipliers:

- ☐ 1 in. = 0.041 gal/ft
- ☐ 2 in. = 0.163 gal/ft
- ☑ 4 in. = 0.653 gal/ft
- ☐ 6 in. = 1.469 gal/ft
- ☐ 8 in. = 2.611 gal/ft

* Measurement Point:
- ☑ Well Casing
- ☐ Protective Casing
- ☐ Other:

Well Volume: 43.23 gal.
Pump Intake Depth*: ft. bmp.

Start Purge Time: ~~1426~~ 1433

Initial Observations: *Color* Clear *Odor* None *Sheen/Free Product* None

indicate units

~~Elapsed~~ Time (minutes)	Depth to Water (ft bmp)	Temperature (Celcius)	pH (SU)	Specific Conductivity (mS/cm)	ORP (mV)	Dissolved Oxygen (mg/l)	Turbidity (NTU)	Flow Rate (ml/min)	Other TDS (g/L)
1438	24.78	11.71	13.08	2.23	-67	5.74	89.9	200	1.27
1443	24.85	12.35	10.06	1.86	18	3.56	84.7	200	1.22
1448	24.83	12.38	8.97	~~8.~~ 2.20	0	1.87	35.4	200	1.41
1453	24.85	12.42	8.37	2.32	-54	0.89	61.8	200	1.49
1458	24.90	12.42	8.15	2.38	-63	0.76	70.8	200	1.53
1503	24.89	12.41	8.14	2.39	-60	0.75	65.6	200	1.53
1508	24.90	12.44	8.04	2.40	-64	0.70	54.4	200	1.54
1513	24.90	12.45	8.06	2.40	-62	0.69	51.9	200	1.54
1519	24.90	12.46	8.10	2.40	-67	0.70	32.4	200	1.53
1524	24.90	12.36	8.15	2.38	-60	0.70	33.6	200	1.52
1529	24.90	12.36	8.08	2.39	-59	0.71	31.5	200	1.53
Stabilization	Δ ≤ 0.3'	± 3%	± 0.1	± 3%	± 10 mV	± 10%	± 10%	200 ≤ X ≤ 500	

End Purge Time: 1544

DO Titrataion = _____ mg/L

Total volume of groundwater purged: _____ gal.

Final Observations: *Color* _____ *Odor* _____ *Sheen/Free Product* _____

Specific Gravity _____

Analytical Sample ID: TW/BRW-01R **Date:** 12/5/17 **Time:** 1531

Container Size	Container Type	# Collected	Field Filtered?	Preservative	Laboratory
1L	Amber	~~3~~ 6	N	None	Alpha
40mL	VOA	~~3~~ 9	N	HCl	Alpha

Notes: MS/MSD collected here
Field Blank collected here

Well Integrity Inspection Notes

ANALYTICAL REPORT

Lab Number:	L1744817
Client:	Arcadis U.S, Inc. 855 Route 146, Suite 210 Clifton Park, NY 12065
ATTN:	Elias Moskal
Phone:	(518) 250-7300
Project Name:	GOULDS PUMPS, COBALT SITE
Project Number:	01257CBT.2017
Report Date:	12/18/17

Certifications & Approvals: MA (M-MA086), NH NELAP (2064), NJ NELAP (MA935), CT (PH-0574), IL (200077), ME (MA00086), MD (348), NY (11148), NC (25700/666), PA (68-03671), RI (LAO00065), TX (T104704476), VT (VT-0935), VA (460195), USDA (Permit #P330-14-00197).

Eight Walkup Drive, Westborough, MA 01581-1019
508-898-9220 (Fax) 508-898-9193 800-624-9220 - www.alphalab.com

Project Name: GOULDS PUMPS, COBALT SITE
Project Number: 01257CBT.2017

Lab Number: L1744817
Report Date: 12/18/17

Alpha Sample ID	Client ID	Matrix	Sample Location	Collection Date/Time	Receive Date
L1744817-01	MW-36	WATER	SENECA FALLS, NY	12/05/17 09:20	12/06/17
L1744817-02	TW-BRW-01S	WATER	SENECA FALLS, NY	12/05/17 15:35	12/06/17
L1744817-03	MW-24S	WATER	SENECA FALLS, NY	12/05/17 13:40	12/06/17
L1744817-04	MW-26S	WATER	SENECA FALLS, NY	12/05/17 10:55	12/06/17
L1744817-05	MW-35	WATER	SENECA FALLS, NY	12/05/17 08:27	12/06/17
L1744817-06	TW/BRW-01R	WATER	SENECA FALLS, NY	12/05/17 15:31	12/06/17
L1744817-07	MW-18SR	WATER	SENECA FALLS, NY	12/05/17 13:42	12/06/17
L1744817-08	DUP-MW-X	WATER	SENECA FALLS, NY	12/05/17 00:00	12/06/17
L1744817-09	MW-19SR	WATER	SENECA FALLS, NY	12/05/17 10:47	12/06/17
L1744817-10	MW-34	WATER	SENECA FALLS, NY	12/05/17 12:03	12/06/17
L1744817-11	FIELD BLANK	WATER	SENECA FALLS, NY	12/05/17 14:10	12/06/17

Project Name: GOULDS PUMPS, COBALT SITE **Lab Number:** L1744817
Project Number: 01257CBT.2017 **Report Date:** 12/18/17

Case Narrative

The samples were received in accordance with the Chain of Custody and no significant deviations were encountered during the preparation or analysis unless otherwise noted. Sample Receipt, Container Information, and the Chain of Custody are located at the back of the report.

Results contained within this report relate only to the samples submitted under this Alpha Lab Number and meet NELAP requirements for all NELAP accredited parameters unless otherwise noted in the following narrative. The data presented in this report is organized by parameter (i.e. VOC, SVOC, etc.). Sample specific Quality Control data (i.e. Surrogate Spike Recovery) is reported at the end of the target analyte list for each individual sample, followed by the Laboratory Batch Quality Control at the end of each parameter. Tentatively Identified Compounds (TICs), if requested, are reported for compounds identified to be present and are not part of the method/program Target Compound List, even if only a subset of the TCL are being reported. If a sample was re-analyzed or re-extracted due to a required quality control corrective action and if both sets of data are reported, the Laboratory ID of the re-analysis or re-extraction is designated with an "R" or "RE", respectively. When multiple Batch Quality Control elements are reported (e.g. more than one LCS), the associated samples for each element are noted in the grey shaded header line of each data table. Any Laboratory Batch, Sample Specific % recovery or RPD value that is outside the listed Acceptance Criteria is bolded in the report. All specific QC information is also incorporated in the Data Usability format of our Data Merger tool where it can be reviewed along with any associated usability implications. Soil/sediments, solids and tissues are reported on a dry weight basis unless otherwise noted. Definitions of all data qualifiers and acronyms used in this report are provided in the Glossary located at the back of the report.

In reference to questions H (CAM) or 4 (RCP) when "NO" is checked, the performance criteria for CAM and RCP methods allow for some quality control failures to occur and still be within method compliance. In these instances the specific failure is not narrated but noted in the associated QC table. The information is also incorporated in the Data Usability format of our Data Merger tool where it can be reviewed along with any associated usability implications.

Please see the associated ADEx data file for a comparison of laboratory reporting limits that were achieved with the regulatory Numerical Standards requested on the Chain of Custody.

HOLD POLICY
For samples submitted on hold, Alpha's policy is to hold samples (with the exception of Air canisters) free of charge for 21 calendar days from the date the project is completed. After 21 calendar days, we will dispose of all samples submitted including those put on hold unless you have contacted your Client Service Representative and made arrangements for Alpha to continue to hold the samples. Air canisters will be disposed after 3 business days from the date the project is completed.

Please contact Client Services at 800-624-9220 with any questions.

Project Name:	GOULDS PUMPS, COBALT SITE	**Lab Number:**	L1744817
Project Number:	01257CBT.2017	**Report Date:**	12/18/17

Case Narrative (continued)

Report Submission

All non-detect (ND) or estimated concentrations (J-qualified) have been quantitated to the limit noted in the MDL column.

Sample Receipt

L1744817-03: The sample identified as "MW-24S" on the chain of custody was identified as "MW-24SR" on the container label. At the client's request, the sample is reported as "MW-24S".

Volatile Organics

L1744817-04 and -08: The analysis was performed utilizing a compromised vial due to limited volume available to perform re-analysis.

PCBs

L1744817-02 contains peaks which match the retention times for Aroclor 1254, but do not match the area ratios typical for this aroclor. The result for Aroclor 1254 is reported as "altered".

I, the undersigned, attest under the pains and penalties of perjury that, to the best of my knowledge and belief and based upon my personal inquiry of those responsible for providing the information contained in this analytical report, such information is accurate and complete. This certificate of analysis is not complete unless this page accompanies any and all pages of this report.

Authorized Signature: Amita Naik

Title: Technical Director/Representative Date: 12/18/17

ORGANICS

VOLATILES

Project Name: GOULDS PUMPS, COBALT SITE **Lab Number:** L1744817

Project Number: 01257CBT.2017 **Report Date:** 12/18/17

SAMPLE RESULTS

Lab ID: L1744817-01
Client ID: MW-36
Sample Location: SENECA FALLS, NY

Date Collected: 12/05/17 09:20
Date Received: 12/06/17
Field Prep: Not Specified

Matrix: Water
Analytical Method: 1,8260C
Analytical Date: 12/13/17 21:35
Analyst: PD

Parameter	Result	Qualifier	Units	RL	MDL	Dilution Factor
Volatile Organics by GC/MS - Westborough Lab						
Methylene chloride	ND		ug/l	2.5	0.70	1
1,1-Dichloroethane	ND		ug/l	2.5	0.70	1
Chloroform	ND		ug/l	2.5	0.70	1
Carbon tetrachloride	ND		ug/l	0.50	0.13	1
1,2-Dichloropropane	ND		ug/l	1.0	0.14	1
Dibromochloromethane	ND		ug/l	0.50	0.15	1
1,1,2-Trichloroethane	ND		ug/l	1.5	0.50	1
Tetrachloroethene	ND		ug/l	0.50	0.18	1
Chlorobenzene	ND		ug/l	2.5	0.70	1
Trichlorofluoromethane	ND		ug/l	2.5	0.70	1
1,2-Dichloroethane	ND		ug/l	0.50	0.13	1
1,1,1-Trichloroethane	ND		ug/l	2.5	0.70	1
Bromodichloromethane	ND		ug/l	0.50	0.19	1
trans-1,3-Dichloropropene	ND		ug/l	0.50	0.16	1
cis-1,3-Dichloropropene	ND		ug/l	0.50	0.14	1
Bromoform	ND		ug/l	2.0	0.65	1
1,1,2,2-Tetrachloroethane	ND		ug/l	0.50	0.17	1
Benzene	ND		ug/l	0.50	0.16	1
Toluene	ND		ug/l	2.5	0.70	1
Ethylbenzene	ND		ug/l	2.5	0.70	1
Chloromethane	ND		ug/l	2.5	0.70	1
Bromomethane	ND		ug/l	2.5	0.70	1
Vinyl chloride	ND		ug/l	1.0	0.07	1
Chloroethane	ND		ug/l	2.5	0.70	1
1,1-Dichloroethene	ND		ug/l	0.50	0.17	1
trans-1,2-Dichloroethene	ND		ug/l	2.5	0.70	1
Trichloroethene	ND		ug/l	0.50	0.18	1
1,2-Dichlorobenzene	ND		ug/l	2.5	0.70	1
1,3-Dichlorobenzene	ND		ug/l	2.5	0.70	1
1,4-Dichlorobenzene	ND		ug/l	2.5	0.70	1

Project Name: GOULDS PUMPS, COBALT SITE **Lab Number:** L1744817

Project Number: 01257CBT.2017 **Report Date:** 12/18/17

SAMPLE RESULTS

Lab ID: L1744817-01 Date Collected: 12/05/17 09:20

Client ID: MW-36 Date Received: 12/06/17

Sample Location: SENECA FALLS, NY Field Prep: Not Specified

Parameter	Result	Qualifier	Units	RL	MDL	Dilution Factor
Volatile Organics by GC/MS - Westborough Lab						
Methyl tert butyl ether	ND		ug/l	2.5	0.70	1
p/m-Xylene	ND		ug/l	2.5	0.70	1
o-Xylene	ND		ug/l	2.5	0.70	1
cis-1,2-Dichloroethene	ND		ug/l	2.5	0.70	1
Styrene	ND		ug/l	2.5	0.70	1
Dichlorodifluoromethane	ND		ug/l	5.0	1.0	1
Acetone	ND		ug/l	5.0	1.5	1
Carbon disulfide	ND		ug/l	5.0	1.0	1
2-Butanone	ND		ug/l	5.0	1.9	1
4-Methyl-2-pentanone	ND		ug/l	5.0	1.0	1
2-Hexanone	ND		ug/l	5.0	1.0	1
Bromochloromethane	ND		ug/l	2.5	0.70	1
1,2-Dibromoethane	ND		ug/l	2.0	0.65	1
1,2-Dibromo-3-chloropropane	ND		ug/l	2.5	0.70	1
Isopropylbenzene	ND		ug/l	2.5	0.70	1
1,2,3-Trichlorobenzene	ND		ug/l	2.5	0.70	1
1,2,4-Trichlorobenzene	ND		ug/l	2.5	0.70	1
Methyl Acetate	ND		ug/l	2.0	0.23	1
Cyclohexane	ND		ug/l	10	0.27	1
Freon-113	ND		ug/l	2.5	0.70	1
Methyl cyclohexane	ND		ug/l	10	0.40	1

Tentatively Identified Compounds

No Tentatively Identified Compounds	ND	ug/l	1

Surrogate	% Recovery	Qualifier	Acceptance Criteria
1,2-Dichloroethane-d4	121		70-130
Toluene-d8	91		70-130
4-Bromofluorobenzene	89		70-130
Dibromofluoromethane	107		70-130

Project Name: GOULDS PUMPS, COBALT SITE **Lab Number:** L1744817

Project Number: 01257CBT.2017 **Report Date:** 12/18/17

SAMPLE RESULTS

Lab ID: L1744817-02
Client ID: TW-BRW-01S
Sample Location: SENECA FALLS, NY

Date Collected: 12/05/17 15:35
Date Received: 12/06/17
Field Prep: Not Specified

Matrix: Water
Analytical Method: 1,8260C
Analytical Date: 12/14/17 15:03
Analyst: MKS

Parameter	Result	Qualifier	Units	RL	MDL	Dilution Factor
Volatile Organics by GC/MS - Westborough Lab						
Methylene chloride	ND		ug/l	2.5	0.70	1
1,1-Dichloroethane	2.5		ug/l	2.5	0.70	1
Chloroform	ND		ug/l	2.5	0.70	1
Carbon tetrachloride	ND		ug/l	0.50	0.13	1
1,2-Dichloropropane	ND		ug/l	1.0	0.14	1
Dibromochloromethane	ND		ug/l	0.50	0.15	1
1,1,2-Trichloroethane	ND		ug/l	1.5	0.50	1
Tetrachloroethene	ND		ug/l	0.50	0.18	1
Chlorobenzene	0.90	J	ug/l	2.5	0.70	1
Trichlorofluoromethane	ND		ug/l	2.5	0.70	1
1,2-Dichloroethane	ND		ug/l	0.50	0.13	1
1,1,1-Trichloroethane	1.8	J	ug/l	2.5	0.70	1
Bromodichloromethane	ND		ug/l	0.50	0.19	1
trans-1,3-Dichloropropene	ND		ug/l	0.50	0.16	1
cis-1,3-Dichloropropene	ND		ug/l	0.50	0.14	1
Bromoform	ND		ug/l	2.0	0.65	1
1,1,2,2-Tetrachloroethane	ND		ug/l	0.50	0.17	1
Benzene	ND		ug/l	0.50	0.16	1
Toluene	ND		ug/l	2.5	0.70	1
Ethylbenzene	ND		ug/l	2.5	0.70	1
Chloromethane	ND		ug/l	2.5	0.70	1
Bromomethane	ND		ug/l	2.5	0.70	1
Vinyl chloride	ND		ug/l	1.0	0.07	1
Chloroethane	ND		ug/l	2.5	0.70	1
1,1-Dichloroethene	0.68		ug/l	0.50	0.17	1
trans-1,2-Dichloroethene	ND		ug/l	2.5	0.70	1
Trichloroethene	ND		ug/l	0.50	0.18	1
1,2-Dichlorobenzene	ND		ug/l	2.5	0.70	1
1,3-Dichlorobenzene	ND		ug/l	2.5	0.70	1
1,4-Dichlorobenzene	1.4	J	ug/l	2.5	0.70	1

Project Name: GOULDS PUMPS, COBALT SITE **Lab Number:** L1744817

Project Number: 01257CBT.2017 **Report Date:** 12/18/17

SAMPLE RESULTS

Lab ID: L1744817-02 Date Collected: 12/05/17 15:35

Client ID: TW-BRW-01S Date Received: 12/06/17

Sample Location: SENECA FALLS, NY Field Prep: Not Specified

Parameter	Result	Qualifier	Units	RL	MDL	Dilution Factor
Volatile Organics by GC/MS - Westborough Lab						
Methyl tert butyl ether	ND		ug/l	2.5	0.70	1
p/m-Xylene	ND		ug/l	2.5	0.70	1
o-Xylene	ND		ug/l	2.5	0.70	1
cis-1,2-Dichloroethene	ND		ug/l	2.5	0.70	1
Styrene	ND		ug/l	2.5	0.70	1
Dichlorodifluoromethane	ND		ug/l	5.0	1.0	1
Acetone	ND		ug/l	5.0	1.5	1
Carbon disulfide	ND		ug/l	5.0	1.0	1
2-Butanone	ND		ug/l	5.0	1.9	1
4-Methyl-2-pentanone	ND		ug/l	5.0	1.0	1
2-Hexanone	ND		ug/l	5.0	1.0	1
Bromochloromethane	ND		ug/l	2.5	0.70	1
1,2-Dibromoethane	ND		ug/l	2.0	0.65	1
1,2-Dibromo-3-chloropropane	ND		ug/l	2.5	0.70	1
Isopropylbenzene	ND		ug/l	2.5	0.70	1
1,2,3-Trichlorobenzene	ND		ug/l	2.5	0.70	1
1,2,4-Trichlorobenzene	0.71	J	ug/l	2.5	0.70	1
Methyl Acetate	ND		ug/l	2.0	0.23	1
Cyclohexane	ND		ug/l	10	0.27	1
Freon-113	ND		ug/l	2.5	0.70	1
Methyl cyclohexane	ND		ug/l	10	0.40	1

Tentatively Identified Compounds				
Total TIC Compounds	5.10	J	ug/l	1
Unknown	5.10	J	ug/l	1

Surrogate	% Recovery	Qualifier	Acceptance Criteria
1,2-Dichloroethane-d4	96		70-130
Toluene-d8	97		70-130
4-Bromofluorobenzene	102		70-130
Dibromofluoromethane	97		70-130

Project Name: GOULDS PUMPS, COBALT SITE **Lab Number:** L1744817

Project Number: 01257CBT.2017 **Report Date:** 12/18/17

SAMPLE RESULTS

Lab ID: L1744817-03
Client ID: MW-24S
Sample Location: SENECA FALLS, NY

Date Collected: 12/05/17 13:40
Date Received: 12/06/17
Field Prep: Not Specified

Matrix: Water
Analytical Method: 1,8260C
Analytical Date: 12/13/17 22:32
Analyst: PD

Parameter	Result	Qualifier	Units	RL	MDL	Dilution Factor
Volatile Organics by GC/MS - Westborough Lab						
Methylene chloride	ND		ug/l	2.5	0.70	1
1,1-Dichloroethane	54		ug/l	2.5	0.70	1
Chloroform	ND		ug/l	2.5	0.70	1
Carbon tetrachloride	ND		ug/l	0.50	0.13	1
1,2-Dichloropropane	ND		ug/l	1.0	0.14	1
Dibromochloromethane	ND		ug/l	0.50	0.15	1
1,1,2-Trichloroethane	ND		ug/l	1.5	0.50	1
Tetrachloroethene	4.5		ug/l	0.50	0.18	1
Chlorobenzene	ND		ug/l	2.5	0.70	1
Trichlorofluoromethane	ND		ug/l	2.5	0.70	1
1,2-Dichloroethane	0.23	J	ug/l	0.50	0.13	1
1,1,1-Trichloroethane	92		ug/l	2.5	0.70	1
Bromodichloromethane	ND		ug/l	0.50	0.19	1
trans-1,3-Dichloropropene	ND		ug/l	0.50	0.16	1
cis-1,3-Dichloropropene	ND		ug/l	0.50	0.14	1
Bromoform	ND		ug/l	2.0	0.65	1
1,1,2,2-Tetrachloroethane	ND		ug/l	0.50	0.17	1
Benzene	ND		ug/l	0.50	0.16	1
Toluene	ND		ug/l	2.5	0.70	1
Ethylbenzene	ND		ug/l	2.5	0.70	1
Chloromethane	ND		ug/l	2.5	0.70	1
Bromomethane	ND		ug/l	2.5	0.70	1
Vinyl chloride	0.12	J	ug/l	1.0	0.07	1
Chloroethane	ND		ug/l	2.5	0.70	1
1,1-Dichloroethene	27		ug/l	0.50	0.17	1
trans-1,2-Dichloroethene	ND		ug/l	2.5	0.70	1
Trichloroethene	1.2		ug/l	0.50	0.18	1
1,2-Dichlorobenzene	ND		ug/l	2.5	0.70	1
1,3-Dichlorobenzene	ND		ug/l	2.5	0.70	1
1,4-Dichlorobenzene	ND		ug/l	2.5	0.70	1

Project Name: GOULDS PUMPS, COBALT SITE **Lab Number:** L1744817

Project Number: 01257CBT.2017 **Report Date:** 12/18/17

SAMPLE RESULTS

Lab ID: L1744817-03 Date Collected: 12/05/17 13:40

Client ID: MW-24S Date Received: 12/06/17

Sample Location: SENECA FALLS, NY Field Prep: Not Specified

Parameter	Result	Qualifier	Units	RL	MDL	Dilution Factor
Volatile Organics by GC/MS - Westborough Lab						
Methyl tert butyl ether	ND		ug/l	2.5	0.70	1
p/m-Xylene	ND		ug/l	2.5	0.70	1
o-Xylene	ND		ug/l	2.5	0.70	1
cis-1,2-Dichloroethene	25		ug/l	2.5	0.70	1
Styrene	ND		ug/l	2.5	0.70	1
Dichlorodifluoromethane	ND		ug/l	5.0	1.0	1
Acetone	ND		ug/l	5.0	1.5	1
Carbon disulfide	ND		ug/l	5.0	1.0	1
2-Butanone	ND		ug/l	5.0	1.9	1
4-Methyl-2-pentanone	ND		ug/l	5.0	1.0	1
2-Hexanone	ND		ug/l	5.0	1.0	1
Bromochloromethane	ND		ug/l	2.5	0.70	1
1,2-Dibromoethane	ND		ug/l	2.0	0.65	1
1,2-Dibromo-3-chloropropane	ND		ug/l	2.5	0.70	1
Isopropylbenzene	ND		ug/l	2.5	0.70	1
1,2,3-Trichlorobenzene	ND		ug/l	2.5	0.70	1
1,2,4-Trichlorobenzene	ND		ug/l	2.5	0.70	1
Methyl Acetate	ND		ug/l	2.0	0.23	1
Cyclohexane	ND		ug/l	10	0.27	1
Freon-113	ND		ug/l	2.5	0.70	1
Methyl cyclohexane	ND		ug/l	10	0.40	1

Tentatively Identified Compounds

No Tentatively Identified Compounds	ND	ug/l	1

Surrogate	% Recovery	Qualifier	Acceptance Criteria
1,2-Dichloroethane-d4	123		70-130
Toluene-d8	91		70-130
4-Bromofluorobenzene	88		70-130
Dibromofluoromethane	107		70-130

Project Name: GOULDS PUMPS, COBALT SITE **Lab Number:** L1744817

Project Number: 01257CBT.2017 **Report Date:** 12/18/17

SAMPLE RESULTS

Lab ID: L1744817-04
Client ID: MW-26S
Sample Location: SENECA FALLS, NY

Date Collected: 12/05/17 10:55
Date Received: 12/06/17
Field Prep: Not Specified

Matrix: Water
Analytical Method: 1,8260C
Analytical Date: 12/14/17 15:28
Analyst: MKS

Parameter	Result	Qualifier	Units	RL	MDL	Dilution Factor
Volatile Organics by GC/MS - Westborough Lab						
Methylene chloride	ND		ug/l	2.5	0.70	1
1,1-Dichloroethane	ND		ug/l	2.5	0.70	1
Chloroform	ND		ug/l	2.5	0.70	1
Carbon tetrachloride	ND		ug/l	0.50	0.13	1
1,2-Dichloropropane	ND		ug/l	1.0	0.14	1
Dibromochloromethane	ND		ug/l	0.50	0.15	1
1,1,2-Trichloroethane	ND		ug/l	1.5	0.50	1
Tetrachloroethene	ND		ug/l	0.50	0.18	1
Chlorobenzene	ND		ug/l	2.5	0.70	1
Trichlorofluoromethane	ND		ug/l	2.5	0.70	1
1,2-Dichloroethane	ND		ug/l	0.50	0.13	1
1,1,1-Trichloroethane	ND		ug/l	2.5	0.70	1
Bromodichloromethane	ND		ug/l	0.50	0.19	1
trans-1,3-Dichloropropene	ND		ug/l	0.50	0.16	1
cis-1,3-Dichloropropene	ND		ug/l	0.50	0.14	1
Bromoform	ND		ug/l	2.0	0.65	1
1,1,2,2-Tetrachloroethane	ND		ug/l	0.50	0.17	1
Benzene	ND		ug/l	0.50	0.16	1
Toluene	ND		ug/l	2.5	0.70	1
Ethylbenzene	ND		ug/l	2.5	0.70	1
Chloromethane	ND		ug/l	2.5	0.70	1
Bromomethane	ND		ug/l	2.5	0.70	1
Vinyl chloride	ND		ug/l	1.0	0.07	1
Chloroethane	ND		ug/l	2.5	0.70	1
1,1-Dichloroethene	ND		ug/l	0.50	0.17	1
trans-1,2-Dichloroethene	ND		ug/l	2.5	0.70	1
Trichloroethene	ND		ug/l	0.50	0.18	1
1,2-Dichlorobenzene	ND		ug/l	2.5	0.70	1
1,3-Dichlorobenzene	ND		ug/l	2.5	0.70	1
1,4-Dichlorobenzene	ND		ug/l	2.5	0.70	1

Project Name: GOULDS PUMPS, COBALT SITE **Lab Number:** L1744817

Project Number: 01257CBT.2017 **Report Date:** 12/18/17

SAMPLE RESULTS

Lab ID: L1744817-04 Date Collected: 12/05/17 10:55

Client ID: MW-26S Date Received: 12/06/17

Sample Location: SENECA FALLS, NY Field Prep: Not Specified

Parameter	Result	Qualifier	Units	RL	MDL	Dilution Factor
Volatile Organics by GC/MS - Westborough Lab						
Methyl tert butyl ether	ND		ug/l	2.5	0.70	1
p/m-Xylene	ND		ug/l	2.5	0.70	1
o-Xylene	ND		ug/l	2.5	0.70	1
cis-1,2-Dichloroethene	ND		ug/l	2.5	0.70	1
Styrene	ND		ug/l	2.5	0.70	1
Dichlorodifluoromethane	ND		ug/l	5.0	1.0	1
Acetone	ND		ug/l	5.0	1.5	1
Carbon disulfide	ND		ug/l	5.0	1.0	1
2-Butanone	ND		ug/l	5.0	1.9	1
4-Methyl-2-pentanone	ND		ug/l	5.0	1.0	1
2-Hexanone	ND		ug/l	5.0	1.0	1
Bromochloromethane	ND		ug/l	2.5	0.70	1
1,2-Dibromoethane	ND		ug/l	2.0	0.65	1
1,2-Dibromo-3-chloropropane	ND		ug/l	2.5	0.70	1
Isopropylbenzene	ND		ug/l	2.5	0.70	1
1,2,3-Trichlorobenzene	ND		ug/l	2.5	0.70	1
1,2,4-Trichlorobenzene	ND		ug/l	2.5	0.70	1
Methyl Acetate	ND		ug/l	2.0	0.23	1
Cyclohexane	ND		ug/l	10	0.27	1
Freon-113	ND		ug/l	2.5	0.70	1
Methyl cyclohexane	ND		ug/l	10	0.40	1

Tentatively Identified Compounds				
Total TIC Compounds	5.32	J	ug/l	1
Unknown	5.32	J	ug/l	1

Surrogate	% Recovery	Qualifier	Acceptance Criteria
1,2-Dichloroethane-d4	98		70-130
Toluene-d8	97		70-130
4-Bromofluorobenzene	103		70-130
Dibromofluoromethane	98		70-130

Project Name: GOULDS PUMPS, COBALT SITE **Lab Number:** L1744817

Project Number: 01257CBT.2017 **Report Date:** 12/18/17

SAMPLE RESULTS

Lab ID: L1744817-05
Client ID: MW-35
Sample Location: SENECA FALLS, NY

Date Collected: 12/05/17 08:27
Date Received: 12/06/17
Field Prep: Not Specified

Matrix: Water
Analytical Method: 1,8260C
Analytical Date: 12/13/17 23:28
Analyst: PD

Parameter	Result	Qualifier	Units	RL	MDL	Dilution Factor
Volatile Organics by GC/MS - Westborough Lab						
Methylene chloride	ND		ug/l	2.5	0.70	1
1,1-Dichloroethane	ND		ug/l	2.5	0.70	1
Chloroform	ND		ug/l	2.5	0.70	1
Carbon tetrachloride	ND		ug/l	0.50	0.13	1
1,2-Dichloropropane	ND		ug/l	1.0	0.14	1
Dibromochloromethane	ND		ug/l	0.50	0.15	1
1,1,2-Trichloroethane	ND		ug/l	1.5	0.50	1
Tetrachloroethene	ND		ug/l	0.50	0.18	1
Chlorobenzene	ND		ug/l	2.5	0.70	1
Trichlorofluoromethane	ND		ug/l	2.5	0.70	1
1,2-Dichloroethane	ND		ug/l	0.50	0.13	1
1,1,1-Trichloroethane	ND		ug/l	2.5	0.70	1
Bromodichloromethane	ND		ug/l	0.50	0.19	1
trans-1,3-Dichloropropene	ND		ug/l	0.50	0.16	1
cis-1,3-Dichloropropene	ND		ug/l	0.50	0.14	1
Bromoform	ND		ug/l	2.0	0.65	1
1,1,2,2-Tetrachloroethane	ND		ug/l	0.50	0.17	1
Benzene	ND		ug/l	0.50	0.16	1
Toluene	ND		ug/l	2.5	0.70	1
Ethylbenzene	ND		ug/l	2.5	0.70	1
Chloromethane	ND		ug/l	2.5	0.70	1
Bromomethane	ND		ug/l	2.5	0.70	1
Vinyl chloride	ND		ug/l	1.0	0.07	1
Chloroethane	ND		ug/l	2.5	0.70	1
1,1-Dichloroethene	ND		ug/l	0.50	0.17	1
trans-1,2-Dichloroethene	ND		ug/l	2.5	0.70	1
Trichloroethene	ND		ug/l	0.50	0.18	1
1,2-Dichlorobenzene	ND		ug/l	2.5	0.70	1
1,3-Dichlorobenzene	ND		ug/l	2.5	0.70	1
1,4-Dichlorobenzene	ND		ug/l	2.5	0.70	1

Project Name: GOULDS PUMPS, COBALT SITE **Lab Number:** L1744817

Project Number: 01257CBT.2017 **Report Date:** 12/18/17

SAMPLE RESULTS

Lab ID: L1744817-05 Date Collected: 12/05/17 08:27

Client ID: MW-35 Date Received: 12/06/17

Sample Location: SENECA FALLS, NY Field Prep: Not Specified

Parameter	Result	Qualifier	Units	RL	MDL	Dilution Factor
Volatile Organics by GC/MS - Westborough Lab						
Methyl tert butyl ether	ND		ug/l	2.5	0.70	1
p/m-Xylene	ND		ug/l	2.5	0.70	1
o-Xylene	ND		ug/l	2.5	0.70	1
cis-1,2-Dichloroethene	ND		ug/l	2.5	0.70	1
Styrene	ND		ug/l	2.5	0.70	1
Dichlorodifluoromethane	ND		ug/l	5.0	1.0	1
Acetone	ND		ug/l	5.0	1.5	1
Carbon disulfide	ND		ug/l	5.0	1.0	1
2-Butanone	ND		ug/l	5.0	1.9	1
4-Methyl-2-pentanone	ND		ug/l	5.0	1.0	1
2-Hexanone	ND		ug/l	5.0	1.0	1
Bromochloromethane	ND		ug/l	2.5	0.70	1
1,2-Dibromoethane	ND		ug/l	2.0	0.65	1
1,2-Dibromo-3-chloropropane	ND		ug/l	2.5	0.70	1
Isopropylbenzene	ND		ug/l	2.5	0.70	1
1,2,3-Trichlorobenzene	ND		ug/l	2.5	0.70	1
1,2,4-Trichlorobenzene	ND		ug/l	2.5	0.70	1
Methyl Acetate	ND		ug/l	2.0	0.23	1
Cyclohexane	ND		ug/l	10	0.27	1
Freon-113	ND		ug/l	2.5	0.70	1
Methyl cyclohexane	ND		ug/l	10	0.40	1

Tentatively Identified Compounds

No Tentatively Identified Compounds	ND	ug/l	1

Surrogate	% Recovery	Qualifier	Acceptance Criteria
1,2-Dichloroethane-d4	127		70-130
Toluene-d8	91		70-130
4-Bromofluorobenzene	88		70-130
Dibromofluoromethane	108		70-130

Project Name: GOULDS PUMPS, COBALT SITE **Lab Number:** L1744817

Project Number: 01257CBT.2017 **Report Date:** 12/18/17

SAMPLE RESULTS

Lab ID: L1744817-06
Client ID: TW/BRW-01R
Sample Location: SENECA FALLS, NY

Date Collected: 12/05/17 15:31
Date Received: 12/06/17
Field Prep: Not Specified

Matrix: Water
Analytical Method: 1,8260C
Analytical Date: 12/14/17 13:22
Analyst: MKS

Parameter	Result	Qualifier	Units	RL	MDL	Dilution Factor
Volatile Organics by GC/MS - Westborough Lab						
Methylene chloride	ND		ug/l	2.5	0.70	1
1,1-Dichloroethane	ND		ug/l	2.5	0.70	1
Chloroform	ND		ug/l	2.5	0.70	1
Carbon tetrachloride	ND		ug/l	0.50	0.13	1
1,2-Dichloropropane	ND		ug/l	1.0	0.14	1
Dibromochloromethane	ND		ug/l	0.50	0.15	1
1,1,2-Trichloroethane	ND		ug/l	1.5	0.50	1
Tetrachloroethene	ND		ug/l	0.50	0.18	1
Chlorobenzene	ND		ug/l	2.5	0.70	1
Trichlorofluoromethane	ND		ug/l	2.5	0.70	1
1,2-Dichloroethane	ND		ug/l	0.50	0.13	1
1,1,1-Trichloroethane	ND		ug/l	2.5	0.70	1
Bromodichloromethane	ND		ug/l	0.50	0.19	1
trans-1,3-Dichloropropene	ND		ug/l	0.50	0.16	1
cis-1,3-Dichloropropene	ND		ug/l	0.50	0.14	1
Bromoform	ND		ug/l	2.0	0.65	1
1,1,2,2-Tetrachloroethane	ND		ug/l	0.50	0.17	1
Benzene	ND		ug/l	0.50	0.16	1
Toluene	ND		ug/l	2.5	0.70	1
Ethylbenzene	ND		ug/l	2.5	0.70	1
Chloromethane	ND		ug/l	2.5	0.70	1
Bromomethane	ND		ug/l	2.5	0.70	1
Vinyl chloride	ND		ug/l	1.0	0.07	1
Chloroethane	ND		ug/l	2.5	0.70	1
1,1-Dichloroethene	ND		ug/l	0.50	0.17	1
trans-1,2-Dichloroethene	ND		ug/l	2.5	0.70	1
Trichloroethene	ND		ug/l	0.50	0.18	1
1,2-Dichlorobenzene	ND		ug/l	2.5	0.70	1
1,3-Dichlorobenzene	ND		ug/l	2.5	0.70	1
1,4-Dichlorobenzene	ND		ug/l	2.5	0.70	1

Project Name: GOULDS PUMPS, COBALT SITE **Lab Number:** L1744817

Project Number: 01257CBT.2017 **Report Date:** 12/18/17

SAMPLE RESULTS

Lab ID: L1744817-06 Date Collected: 12/05/17 15:31

Client ID: TW/BRW-01R Date Received: 12/06/17

Sample Location: SENECA FALLS, NY Field Prep: Not Specified

Parameter	Result	Qualifier	Units	RL	MDL	Dilution Factor
Volatile Organics by GC/MS - Westborough Lab						
Methyl tert butyl ether	ND		ug/l	2.5	0.70	1
p/m-Xylene	ND		ug/l	2.5	0.70	1
o-Xylene	ND		ug/l	2.5	0.70	1
cis-1,2-Dichloroethene	ND		ug/l	2.5	0.70	1
Styrene	ND		ug/l	2.5	0.70	1
Dichlorodifluoromethane	ND		ug/l	5.0	1.0	1
Acetone	4.4	J	ug/l	5.0	1.5	1
Carbon disulfide	ND		ug/l	5.0	1.0	1
2-Butanone	ND		ug/l	5.0	1.9	1
4-Methyl-2-pentanone	ND		ug/l	5.0	1.0	1
2-Hexanone	ND		ug/l	5.0	1.0	1
Bromochloromethane	ND		ug/l	2.5	0.70	1
1,2-Dibromoethane	ND		ug/l	2.0	0.65	1
1,2-Dibromo-3-chloropropane	ND		ug/l	2.5	0.70	1
Isopropylbenzene	ND		ug/l	2.5	0.70	1
1,2,3-Trichlorobenzene	ND		ug/l	2.5	0.70	1
1,2,4-Trichlorobenzene	ND		ug/l	2.5	0.70	1
Methyl Acetate	ND		ug/l	2.0	0.23	1
Cyclohexane	ND		ug/l	10	0.27	1
Freon-113	ND		ug/l	2.5	0.70	1
Methyl cyclohexane	ND		ug/l	10	0.40	1

Tentatively Identified Compounds				
Total TIC Compounds	9.04	J	ug/l	1
Unknown	9.04	J	ug/l	1

Surrogate	% Recovery	Qualifier	Acceptance Criteria
1,2-Dichloroethane-d4	97		70-130
Toluene-d8	97		70-130
4-Bromofluorobenzene	103		70-130
Dibromofluoromethane	99		70-130

Project Name: GOULDS PUMPS, COBALT SITE **Lab Number:** L1744817

Project Number: 01257CBT.2017 **Report Date:** 12/18/17

SAMPLE RESULTS

Lab ID: L1744817-07
Client ID: MW-18SR
Sample Location: SENECA FALLS, NY

Date Collected: 12/05/17 13:42
Date Received: 12/06/17
Field Prep: Not Specified

Matrix: Water
Analytical Method: 1,8260C
Analytical Date: 12/13/17 23:57
Analyst: PD

Parameter	Result	Qualifier	Units	RL	MDL	Dilution Factor
Volatile Organics by GC/MS - Westborough Lab						
Methylene chloride	ND		ug/l	2.5	0.70	1
1,1-Dichloroethane	34		ug/l	2.5	0.70	1
Chloroform	ND		ug/l	2.5	0.70	1
Carbon tetrachloride	ND		ug/l	0.50	0.13	1
1,2-Dichloropropane	ND		ug/l	1.0	0.14	1
Dibromochloromethane	ND		ug/l	0.50	0.15	1
1,1,2-Trichloroethane	ND		ug/l	1.5	0.50	1
Tetrachloroethene	ND		ug/l	0.50	0.18	1
Chlorobenzene	ND		ug/l	2.5	0.70	1
Trichlorofluoromethane	ND		ug/l	2.5	0.70	1
1,2-Dichloroethane	ND		ug/l	0.50	0.13	1
1,1,1-Trichloroethane	34		ug/l	2.5	0.70	1
Bromodichloromethane	ND		ug/l	0.50	0.19	1
trans-1,3-Dichloropropene	ND		ug/l	0.50	0.16	1
cis-1,3-Dichloropropene	ND		ug/l	0.50	0.14	1
Bromoform	ND		ug/l	2.0	0.65	1
1,1,2,2-Tetrachloroethane	ND		ug/l	0.50	0.17	1
Benzene	ND		ug/l	0.50	0.16	1
Toluene	ND		ug/l	2.5	0.70	1
Ethylbenzene	ND		ug/l	2.5	0.70	1
Chloromethane	ND		ug/l	2.5	0.70	1
Bromomethane	ND		ug/l	2.5	0.70	1
Vinyl chloride	ND		ug/l	1.0	0.07	1
Chloroethane	ND		ug/l	2.5	0.70	1
1,1-Dichloroethene	35		ug/l	0.50	0.17	1
trans-1,2-Dichloroethene	ND		ug/l	2.5	0.70	1
Trichloroethene	ND		ug/l	0.50	0.18	1
1,2-Dichlorobenzene	ND		ug/l	2.5	0.70	1
1,3-Dichlorobenzene	ND		ug/l	2.5	0.70	1
1,4-Dichlorobenzene	ND		ug/l	2.5	0.70	1

Project Name: GOULDS PUMPS, COBALT SITE **Lab Number:** L1744817

Project Number: 01257CBT.2017 **Report Date:** 12/18/17

SAMPLE RESULTS

Lab ID: L1744817-07 Date Collected: 12/05/17 13:42

Client ID: MW-18SR Date Received: 12/06/17

Sample Location: SENECA FALLS, NY Field Prep: Not Specified

Parameter	Result	Qualifier	Units	RL	MDL	Dilution Factor
Volatile Organics by GC/MS - Westborough Lab						
Methyl tert butyl ether	ND		ug/l	2.5	0.70	1
p/m-Xylene	ND		ug/l	2.5	0.70	1
o-Xylene	ND		ug/l	2.5	0.70	1
cis-1,2-Dichloroethene	ND		ug/l	2.5	0.70	1
Styrene	ND		ug/l	2.5	0.70	1
Dichlorodifluoromethane	ND		ug/l	5.0	1.0	1
Acetone	ND		ug/l	5.0	1.5	1
Carbon disulfide	ND		ug/l	5.0	1.0	1
2-Butanone	ND		ug/l	5.0	1.9	1
4-Methyl-2-pentanone	ND		ug/l	5.0	1.0	1
2-Hexanone	ND		ug/l	5.0	1.0	1
Bromochloromethane	ND		ug/l	2.5	0.70	1
1,2-Dibromoethane	ND		ug/l	2.0	0.65	1
1,2-Dibromo-3-chloropropane	ND		ug/l	2.5	0.70	1
Isopropylbenzene	ND		ug/l	2.5	0.70	1
1,2,3-Trichlorobenzene	ND		ug/l	2.5	0.70	1
1,2,4-Trichlorobenzene	ND		ug/l	2.5	0.70	1
Methyl Acetate	ND		ug/l	2.0	0.23	1
Cyclohexane	ND		ug/l	10	0.27	1
Freon-113	ND		ug/l	2.5	0.70	1
Methyl cyclohexane	ND		ug/l	10	0.40	1

Tentatively Identified Compounds

No Tentatively Identified Compounds	ND	ug/l	1

Surrogate	% Recovery	Qualifier	Acceptance Criteria
1,2-Dichloroethane-d4	125		70-130
Toluene-d8	90		70-130
4-Bromofluorobenzene	88		70-130
Dibromofluoromethane	109		70-130

Project Name: GOULDS PUMPS, COBALT SITE **Lab Number:** L1744817

Project Number: 01257CBT.2017 **Report Date:** 12/18/17

SAMPLE RESULTS

Lab ID: L1744817-08
Client ID: DUP-MW-X
Sample Location: SENECA FALLS, NY

Date Collected: 12/05/17 00:00
Date Received: 12/06/17
Field Prep: Not Specified

Matrix: Water
Analytical Method: 1,8260C
Analytical Date: 12/14/17 15:53
Analyst: MKS

Parameter	Result	Qualifier	Units	RL	MDL	Dilution Factor
Volatile Organics by GC/MS - Westborough Lab						
Methylene chloride	ND		ug/l	2.5	0.70	1
1,1-Dichloroethane	ND		ug/l	2.5	0.70	1
Chloroform	ND		ug/l	2.5	0.70	1
Carbon tetrachloride	ND		ug/l	0.50	0.13	1
1,2-Dichloropropane	ND		ug/l	1.0	0.14	1
Dibromochloromethane	ND		ug/l	0.50	0.15	1
1,1,2-Trichloroethane	ND		ug/l	1.5	0.50	1
Tetrachloroethene	ND		ug/l	0.50	0.18	1
Chlorobenzene	ND		ug/l	2.5	0.70	1
Trichlorofluoromethane	ND		ug/l	2.5	0.70	1
1,2-Dichloroethane	ND		ug/l	0.50	0.13	1
1,1,1-Trichloroethane	ND		ug/l	2.5	0.70	1
Bromodichloromethane	ND		ug/l	0.50	0.19	1
trans-1,3-Dichloropropene	ND		ug/l	0.50	0.16	1
cis-1,3-Dichloropropene	ND		ug/l	0.50	0.14	1
Bromoform	ND		ug/l	2.0	0.65	1
1,1,2,2-Tetrachloroethane	ND		ug/l	0.50	0.17	1
Benzene	ND		ug/l	0.50	0.16	1
Toluene	ND		ug/l	2.5	0.70	1
Ethylbenzene	ND		ug/l	2.5	0.70	1
Chloromethane	ND		ug/l	2.5	0.70	1
Bromomethane	ND		ug/l	2.5	0.70	1
Vinyl chloride	ND		ug/l	1.0	0.07	1
Chloroethane	ND		ug/l	2.5	0.70	1
1,1-Dichloroethene	ND		ug/l	0.50	0.17	1
trans-1,2-Dichloroethene	ND		ug/l	2.5	0.70	1
Trichloroethene	ND		ug/l	0.50	0.18	1
1,2-Dichlorobenzene	ND		ug/l	2.5	0.70	1
1,3-Dichlorobenzene	ND		ug/l	2.5	0.70	1
1,4-Dichlorobenzene	ND		ug/l	2.5	0.70	1

Project Name: GOULDS PUMPS, COBALT SITE **Lab Number:** L1744817

Project Number: 01257CBT.2017 **Report Date:** 12/18/17

SAMPLE RESULTS

Lab ID: L1744817-08 Date Collected: 12/05/17 00:00

Client ID: DUP-MW-X Date Received: 12/06/17

Sample Location: SENECA FALLS, NY Field Prep: Not Specified

Parameter	Result	Qualifier	Units	RL	MDL	Dilution Factor
Volatile Organics by GC/MS - Westborough Lab						
Methyl tert butyl ether	ND		ug/l	2.5	0.70	1
p/m-Xylene	ND		ug/l	2.5	0.70	1
o-Xylene	ND		ug/l	2.5	0.70	1
cis-1,2-Dichloroethene	ND		ug/l	2.5	0.70	1
Styrene	ND		ug/l	2.5	0.70	1
Dichlorodifluoromethane	ND		ug/l	5.0	1.0	1
Acetone	ND		ug/l	5.0	1.5	1
Carbon disulfide	ND		ug/l	5.0	1.0	1
2-Butanone	ND		ug/l	5.0	1.9	1
4-Methyl-2-pentanone	ND		ug/l	5.0	1.0	1
2-Hexanone	ND		ug/l	5.0	1.0	1
Bromochloromethane	ND		ug/l	2.5	0.70	1
1,2-Dibromoethane	ND		ug/l	2.0	0.65	1
1,2-Dibromo-3-chloropropane	ND		ug/l	2.5	0.70	1
Isopropylbenzene	ND		ug/l	2.5	0.70	1
1,2,3-Trichlorobenzene	ND		ug/l	2.5	0.70	1
1,2,4-Trichlorobenzene	ND		ug/l	2.5	0.70	1
Methyl Acetate	ND		ug/l	2.0	0.23	1
Cyclohexane	ND		ug/l	10	0.27	1
Freon-113	ND		ug/l	2.5	0.70	1
Methyl cyclohexane	ND		ug/l	10	0.40	1

Tentatively Identified Compounds				
Total TIC Compounds	4.05	J	ug/l	1
Unknown	4.05	J	ug/l	1

Surrogate	% Recovery	Qualifier	Acceptance Criteria
1,2-Dichloroethane-d4	98		70-130
Toluene-d8	97		70-130
4-Bromofluorobenzene	102		70-130
Dibromofluoromethane	99		70-130

Project Name: GOULDS PUMPS, COBALT SITE **Lab Number:** L1744817

Project Number: 01257CBT.2017 **Report Date:** 12/18/17

SAMPLE RESULTS

Lab ID: L1744817-09
Client ID: MW-19SR
Sample Location: SENECA FALLS, NY

Date Collected: 12/05/17 10:47
Date Received: 12/06/17
Field Prep: Not Specified

Matrix: Water
Analytical Method: 1,8260C
Analytical Date: 12/14/17 00:53
Analyst: PD

Parameter	Result	Qualifier	Units	RL	MDL	Dilution Factor
Volatile Organics by GC/MS - Westborough Lab						
Methylene chloride	ND		ug/l	2.5	0.70	1
1,1-Dichloroethane	ND		ug/l	2.5	0.70	1
Chloroform	ND		ug/l	2.5	0.70	1
Carbon tetrachloride	ND		ug/l	0.50	0.13	1
1,2-Dichloropropane	ND		ug/l	1.0	0.14	1
Dibromochloromethane	ND		ug/l	0.50	0.15	1
1,1,2-Trichloroethane	ND		ug/l	1.5	0.50	1
Tetrachloroethene	ND		ug/l	0.50	0.18	1
Chlorobenzene	ND		ug/l	2.5	0.70	1
Trichlorofluoromethane	ND		ug/l	2.5	0.70	1
1,2-Dichloroethane	ND		ug/l	0.50	0.13	1
1,1,1-Trichloroethane	ND		ug/l	2.5	0.70	1
Bromodichloromethane	ND		ug/l	0.50	0.19	1
trans-1,3-Dichloropropene	ND		ug/l	0.50	0.16	1
cis-1,3-Dichloropropene	ND		ug/l	0.50	0.14	1
Bromoform	ND		ug/l	2.0	0.65	1
1,1,2,2-Tetrachloroethane	ND		ug/l	0.50	0.17	1
Benzene	ND		ug/l	0.50	0.16	1
Toluene	ND		ug/l	2.5	0.70	1
Ethylbenzene	ND		ug/l	2.5	0.70	1
Chloromethane	ND		ug/l	2.5	0.70	1
Bromomethane	ND		ug/l	2.5	0.70	1
Vinyl chloride	ND		ug/l	1.0	0.07	1
Chloroethane	ND		ug/l	2.5	0.70	1
1,1-Dichloroethene	ND		ug/l	0.50	0.17	1
trans-1,2-Dichloroethene	ND		ug/l	2.5	0.70	1
Trichloroethene	ND		ug/l	0.50	0.18	1
1,2-Dichlorobenzene	ND		ug/l	2.5	0.70	1
1,3-Dichlorobenzene	ND		ug/l	2.5	0.70	1
1,4-Dichlorobenzene	2.3	J	ug/l	2.5	0.70	1

Project Name: GOULDS PUMPS, COBALT SITE **Lab Number:** L1744817

Project Number: 01257CBT.2017 **Report Date:** 12/18/17

SAMPLE RESULTS

Lab ID: L1744817-09 Date Collected: 12/05/17 10:47

Client ID: MW-19SR Date Received: 12/06/17

Sample Location: SENECA FALLS, NY Field Prep: Not Specified

Parameter	Result	Qualifier	Units	RL	MDL	Dilution Factor
Volatile Organics by GC/MS - Westborough Lab						
Methyl tert butyl ether	ND		ug/l	2.5	0.70	1
p/m-Xylene	ND		ug/l	2.5	0.70	1
o-Xylene	ND		ug/l	2.5	0.70	1
cis-1,2-Dichloroethene	ND		ug/l	2.5	0.70	1
Styrene	ND		ug/l	2.5	0.70	1
Dichlorodifluoromethane	ND		ug/l	5.0	1.0	1
Acetone	ND		ug/l	5.0	1.5	1
Carbon disulfide	ND		ug/l	5.0	1.0	1
2-Butanone	ND		ug/l	5.0	1.9	1
4-Methyl-2-pentanone	ND		ug/l	5.0	1.0	1
2-Hexanone	ND		ug/l	5.0	1.0	1
Bromochloromethane	ND		ug/l	2.5	0.70	1
1,2-Dibromoethane	ND		ug/l	2.0	0.65	1
1,2-Dibromo-3-chloropropane	ND		ug/l	2.5	0.70	1
Isopropylbenzene	ND		ug/l	2.5	0.70	1
1,2,3-Trichlorobenzene	ND		ug/l	2.5	0.70	1
1,2,4-Trichlorobenzene	ND		ug/l	2.5	0.70	1
Methyl Acetate	ND		ug/l	2.0	0.23	1
Cyclohexane	ND		ug/l	10	0.27	1
Freon-113	ND		ug/l	2.5	0.70	1
Methyl cyclohexane	ND		ug/l	10	0.40	1

Tentatively Identified Compounds

No Tentatively Identified Compounds	ND	ug/l	1

Surrogate	% Recovery	Qualifier	Acceptance Criteria
1,2-Dichloroethane-d4	124		70-130
Toluene-d8	90		70-130
4-Bromofluorobenzene	86		70-130
Dibromofluoromethane	108		70-130

Project Name: GOULDS PUMPS, COBALT SITE **Lab Number:** L1744817

Project Number: 01257CBT.2017 **Report Date:** 12/18/17

SAMPLE RESULTS

Lab ID: L1744817-10
Client ID: MW-34
Sample Location: SENECA FALLS, NY

Date Collected: 12/05/17 12:03
Date Received: 12/06/17
Field Prep: Not Specified

Matrix: Water
Analytical Method: 1,8260C
Analytical Date: 12/14/17 01:22
Analyst: PD

Parameter	Result	Qualifier	Units	RL	MDL	Dilution Factor
Volatile Organics by GC/MS - Westborough Lab						
Methylene chloride	ND		ug/l	2.5	0.70	1
1,1-Dichloroethane	ND		ug/l	2.5	0.70	1
Chloroform	ND		ug/l	2.5	0.70	1
Carbon tetrachloride	ND		ug/l	0.50	0.13	1
1,2-Dichloropropane	ND		ug/l	1.0	0.14	1
Dibromochloromethane	ND		ug/l	0.50	0.15	1
1,1,2-Trichloroethane	ND		ug/l	1.5	0.50	1
Tetrachloroethene	ND		ug/l	0.50	0.18	1
Chlorobenzene	ND		ug/l	2.5	0.70	1
Trichlorofluoromethane	ND		ug/l	2.5	0.70	1
1,2-Dichloroethane	ND		ug/l	0.50	0.13	1
1,1,1-Trichloroethane	ND		ug/l	2.5	0.70	1
Bromodichloromethane	ND		ug/l	0.50	0.19	1
trans-1,3-Dichloropropene	ND		ug/l	0.50	0.16	1
cis-1,3-Dichloropropene	ND		ug/l	0.50	0.14	1
Bromoform	ND		ug/l	2.0	0.65	1
1,1,2,2-Tetrachloroethane	ND		ug/l	0.50	0.17	1
Benzene	ND		ug/l	0.50	0.16	1
Toluene	ND		ug/l	2.5	0.70	1
Ethylbenzene	ND		ug/l	2.5	0.70	1
Chloromethane	ND		ug/l	2.5	0.70	1
Bromomethane	ND		ug/l	2.5	0.70	1
Vinyl chloride	ND		ug/l	1.0	0.07	1
Chloroethane	ND		ug/l	2.5	0.70	1
1,1-Dichloroethene	ND		ug/l	0.50	0.17	1
trans-1,2-Dichloroethene	ND		ug/l	2.5	0.70	1
Trichloroethene	ND		ug/l	0.50	0.18	1
1,2-Dichlorobenzene	ND		ug/l	2.5	0.70	1
1,3-Dichlorobenzene	ND		ug/l	2.5	0.70	1
1,4-Dichlorobenzene	ND		ug/l	2.5	0.70	1

Project Name: GOULDS PUMPS, COBALT SITE **Lab Number:** L1744817

Project Number: 01257CBT.2017 **Report Date:** 12/18/17

SAMPLE RESULTS

Lab ID: L1744817-10 Date Collected: 12/05/17 12:03

Client ID: MW-34 Date Received: 12/06/17

Sample Location: SENECA FALLS, NY Field Prep: Not Specified

Parameter	Result	Qualifier	Units	RL	MDL	Dilution Factor
Volatile Organics by GC/MS - Westborough Lab						
Methyl tert butyl ether	ND		ug/l	2.5	0.70	1
p/m-Xylene	ND		ug/l	2.5	0.70	1
o-Xylene	ND		ug/l	2.5	0.70	1
cis-1,2-Dichloroethene	ND		ug/l	2.5	0.70	1
Styrene	ND		ug/l	2.5	0.70	1
Dichlorodifluoromethane	ND		ug/l	5.0	1.0	1
Acetone	ND		ug/l	5.0	1.5	1
Carbon disulfide	ND		ug/l	5.0	1.0	1
2-Butanone	ND		ug/l	5.0	1.9	1
4-Methyl-2-pentanone	ND		ug/l	5.0	1.0	1
2-Hexanone	ND		ug/l	5.0	1.0	1
Bromochloromethane	ND		ug/l	2.5	0.70	1
1,2-Dibromoethane	ND		ug/l	2.0	0.65	1
1,2-Dibromo-3-chloropropane	ND		ug/l	2.5	0.70	1
Isopropylbenzene	ND		ug/l	2.5	0.70	1
1,2,3-Trichlorobenzene	ND		ug/l	2.5	0.70	1
1,2,4-Trichlorobenzene	ND		ug/l	2.5	0.70	1
Methyl Acetate	ND		ug/l	2.0	0.23	1
Cyclohexane	ND		ug/l	10	0.27	1
Freon-113	ND		ug/l	2.5	0.70	1
Methyl cyclohexane	ND		ug/l	10	0.40	1

Tentatively Identified Compounds

No Tentatively Identified Compounds	ND	ug/l	1

Surrogate	% Recovery	Qualifier	Acceptance Criteria
1,2-Dichloroethane-d4	124		70-130
Toluene-d8	90		70-130
4-Bromofluorobenzene	89		70-130
Dibromofluoromethane	106		70-130

Project Name: GOULDS PUMPS, COBALT SITE **Lab Number:** L1744817

Project Number: 01257CBT.2017 **Report Date:** 12/18/17

SAMPLE RESULTS

Lab ID: L1744817-11
Client ID: FIELD BLANK
Sample Location: SENECA FALLS, NY

Date Collected: 12/05/17 14:10
Date Received: 12/06/17
Field Prep: Not Specified

Matrix: Water
Analytical Method: 1,8260C
Analytical Date: 12/14/17 16:18
Analyst: MKS

Parameter	Result	Qualifier	Units	RL	MDL	Dilution Factor
Volatile Organics by GC/MS - Westborough Lab						
Methylene chloride	ND		ug/l	2.5	0.70	1
1,1-Dichloroethane	ND		ug/l	2.5	0.70	1
Chloroform	ND		ug/l	2.5	0.70	1
Carbon tetrachloride	ND		ug/l	0.50	0.13	1
1,2-Dichloropropane	ND		ug/l	1.0	0.14	1
Dibromochloromethane	ND		ug/l	0.50	0.15	1
1,1,2-Trichloroethane	ND		ug/l	1.5	0.50	1
Tetrachloroethene	ND		ug/l	0.50	0.18	1
Chlorobenzene	ND		ug/l	2.5	0.70	1
Trichlorofluoromethane	ND		ug/l	2.5	0.70	1
1,2-Dichloroethane	ND		ug/l	0.50	0.13	1
1,1,1-Trichloroethane	ND		ug/l	2.5	0.70	1
Bromodichloromethane	ND		ug/l	0.50	0.19	1
trans-1,3-Dichloropropene	ND		ug/l	0.50	0.16	1
cis-1,3-Dichloropropene	ND		ug/l	0.50	0.14	1
Bromoform	ND		ug/l	2.0	0.65	1
1,1,2,2-Tetrachloroethane	ND		ug/l	0.50	0.17	1
Benzene	ND		ug/l	0.50	0.16	1
Toluene	ND		ug/l	2.5	0.70	1
Ethylbenzene	ND		ug/l	2.5	0.70	1
Chloromethane	ND		ug/l	2.5	0.70	1
Bromomethane	ND		ug/l	2.5	0.70	1
Vinyl chloride	ND		ug/l	1.0	0.07	1
Chloroethane	ND		ug/l	2.5	0.70	1
1,1-Dichloroethene	ND		ug/l	0.50	0.17	1
trans-1,2-Dichloroethene	ND		ug/l	2.5	0.70	1
Trichloroethene	ND		ug/l	0.50	0.18	1
1,2-Dichlorobenzene	ND		ug/l	2.5	0.70	1
1,3-Dichlorobenzene	ND		ug/l	2.5	0.70	1
1,4-Dichlorobenzene	ND		ug/l	2.5	0.70	1

Project Name: GOULDS PUMPS, COBALT SITE **Lab Number:** L1744817

Project Number: 01257CBT.2017 **Report Date:** 12/18/17

SAMPLE RESULTS

Lab ID: L1744817-11 Date Collected: 12/05/17 14:10

Client ID: FIELD BLANK Date Received: 12/06/17

Sample Location: SENECA FALLS, NY Field Prep: Not Specified

Parameter	Result	Qualifier	Units	RL	MDL	Dilution Factor
Volatile Organics by GC/MS - Westborough Lab						
Methyl tert butyl ether	ND		ug/l	2.5	0.70	1
p/m-Xylene	ND		ug/l	2.5	0.70	1
o-Xylene	ND		ug/l	2.5	0.70	1
cis-1,2-Dichloroethene	ND		ug/l	2.5	0.70	1
Styrene	ND		ug/l	2.5	0.70	1
Dichlorodifluoromethane	ND		ug/l	5.0	1.0	1
Acetone	ND		ug/l	5.0	1.5	1
Carbon disulfide	ND		ug/l	5.0	1.0	1
2-Butanone	ND		ug/l	5.0	1.9	1
4-Methyl-2-pentanone	ND		ug/l	5.0	1.0	1
2-Hexanone	ND		ug/l	5.0	1.0	1
Bromochloromethane	ND		ug/l	2.5	0.70	1
1,2-Dibromoethane	ND		ug/l	2.0	0.65	1
1,2-Dibromo-3-chloropropane	ND		ug/l	2.5	0.70	1
Isopropylbenzene	ND		ug/l	2.5	0.70	1
1,2,3-Trichlorobenzene	ND		ug/l	2.5	0.70	1
1,2,4-Trichlorobenzene	ND		ug/l	2.5	0.70	1
Methyl Acetate	ND		ug/l	2.0	0.23	1
Cyclohexane	ND		ug/l	10	0.27	1
Freon-113	ND		ug/l	2.5	0.70	1
Methyl cyclohexane	ND		ug/l	10	0.40	1

Tentatively Identified Compounds				
Total TIC Compounds	3.81	J	ug/l	1
Unknown	3.81	J	ug/l	1

Surrogate	% Recovery	Qualifier	Acceptance Criteria
1,2-Dichloroethane-d4	98		70-130
Toluene-d8	97		70-130
4-Bromofluorobenzene	101		70-130
Dibromofluoromethane	100		70-130

Project Name: GOULDS PUMPS, COBALT SITE **Lab Number:** L1744817

Project Number: 01257CBT.2017 **Report Date:** 12/18/17

Method Blank Analysis
Batch Quality Control

Analytical Method: 1,8260C
Analytical Date: 12/13/17 21:06
Analyst: BD

Parameter	Result	Qualifier	Units	RL	MDL
Volatile Organics by GC/MS - Westborough Lab for sample(s): 01,03,05,07,09-10 Batch: WG1072626-5					
Methylene chloride	ND		ug/l	2.5	0.70
1,1-Dichloroethane	ND		ug/l	2.5	0.70
Chloroform	ND		ug/l	2.5	0.70
Carbon tetrachloride	ND		ug/l	0.50	0.13
1,2-Dichloropropane	ND		ug/l	1.0	0.14
Dibromochloromethane	ND		ug/l	0.50	0.15
1,1,2-Trichloroethane	ND		ug/l	1.5	0.50
Tetrachloroethene	ND		ug/l	0.50	0.18
Chlorobenzene	ND		ug/l	2.5	0.70
Trichlorofluoromethane	ND		ug/l	2.5	0.70
1,2-Dichloroethane	ND		ug/l	0.50	0.13
1,1,1-Trichloroethane	ND		ug/l	2.5	0.70
Bromodichloromethane	ND		ug/l	0.50	0.19
trans-1,3-Dichloropropene	ND		ug/l	0.50	0.16
cis-1,3-Dichloropropene	ND		ug/l	0.50	0.14
Bromoform	ND		ug/l	2.0	0.65
1,1,2,2-Tetrachloroethane	ND		ug/l	0.50	0.17
Benzene	ND		ug/l	0.50	0.16
Toluene	ND		ug/l	2.5	0.70
Ethylbenzene	ND		ug/l	2.5	0.70
Chloromethane	ND		ug/l	2.5	0.70
Bromomethane	ND		ug/l	2.5	0.70
Vinyl chloride	ND		ug/l	1.0	0.07
Chloroethane	ND		ug/l	2.5	0.70
1,1-Dichloroethene	ND		ug/l	0.50	0.17
trans-1,2-Dichloroethene	ND		ug/l	2.5	0.70
Trichloroethene	ND		ug/l	0.50	0.18
1,2-Dichlorobenzene	ND		ug/l	2.5	0.70
1,3-Dichlorobenzene	ND		ug/l	2.5	0.70

Project Name: GOULDS PUMPS, COBALT SITE **Lab Number:** L1744817

Project Number: 01257CBT.2017 **Report Date:** 12/18/17

Method Blank Analysis
Batch Quality Control

Analytical Method: 1,8260C
Analytical Date: 12/13/17 21:06
Analyst: BD

Parameter	Result	Qualifier	Units	RL	MDL
Volatile Organics by GC/MS - Westborough Lab for sample(s): 01,03,05,07,09-10 Batch: WG1072626-5					
1,4-Dichlorobenzene	ND		ug/l	2.5	0.70
Methyl tert butyl ether	ND		ug/l	2.5	0.70
p/m-Xylene	ND		ug/l	2.5	0.70
o-Xylene	ND		ug/l	2.5	0.70
cis-1,2-Dichloroethene	ND		ug/l	2.5	0.70
Styrene	ND		ug/l	2.5	0.70
Dichlorodifluoromethane	ND		ug/l	5.0	1.0
Acetone	ND		ug/l	5.0	1.5
Carbon disulfide	ND		ug/l	5.0	1.0
2-Butanone	ND		ug/l	5.0	1.9
4-Methyl-2-pentanone	ND		ug/l	5.0	1.0
2-Hexanone	ND		ug/l	5.0	1.0
Bromochloromethane	ND		ug/l	2.5	0.70
1,2-Dibromoethane	ND		ug/l	2.0	0.65
1,2-Dibromo-3-chloropropane	ND		ug/l	2.5	0.70
Isopropylbenzene	ND		ug/l	2.5	0.70
1,2,3-Trichlorobenzene	ND		ug/l	2.5	0.70
1,2,4-Trichlorobenzene	ND		ug/l	2.5	0.70
Methyl Acetate	ND		ug/l	2.0	0.23
Cyclohexane	ND		ug/l	10	0.27
Freon-113	ND		ug/l	2.5	0.70
Methyl cyclohexane	ND		ug/l	10	0.40

Tentatively Identified Compounds

No Tentatively Identified Compounds	ND	ug/l

Project Name: GOULDS PUMPS, COBALT SITE **Lab Number:** L1744817

Project Number: 01257CBT.2017 **Report Date:** 12/18/17

Method Blank Analysis
Batch Quality Control

Analytical Method: 1,8260C
Analytical Date: 12/13/17 21:06
Analyst: BD

Parameter	Result	Qualifier	Units	RL	MDL
Volatile Organics by GC/MS - Westborough Lab for sample(s): 01,03,05,07,09-10 Batch: WG1072626-5					

Surrogate	%Recovery	Qualifier	Acceptance Criteria
1,2-Dichloroethane-d4	121		70-130
Toluene-d8	91		70-130
4-Bromofluorobenzene	89		70-130
Dibromofluoromethane	104		70-130

Project Name: GOULDS PUMPS, COBALT SITE **Lab Number:** L1744817

Project Number: 01257CBT.2017 **Report Date:** 12/18/17

Method Blank Analysis
Batch Quality Control

Analytical Method: 1,8260C
Analytical Date: 12/14/17 09:34
Analyst: PD

Parameter	Result	Qualifier	Units	RL	MDL
Volatile Organics by GC/MS - Westborough Lab for sample(s): 02,04,06,08,11 Batch: WG1072690-5					
Methylene chloride	ND		ug/l	2.5	0.70
1,1-Dichloroethane	ND		ug/l	2.5	0.70
Chloroform	ND		ug/l	2.5	0.70
Carbon tetrachloride	ND		ug/l	0.50	0.13
1,2-Dichloropropane	ND		ug/l	1.0	0.14
Dibromochloromethane	ND		ug/l	0.50	0.15
1,1,2-Trichloroethane	ND		ug/l	1.5	0.50
Tetrachloroethene	ND		ug/l	0.50	0.18
Chlorobenzene	ND		ug/l	2.5	0.70
Trichlorofluoromethane	ND		ug/l	2.5	0.70
1,2-Dichloroethane	ND		ug/l	0.50	0.13
1,1,1-Trichloroethane	ND		ug/l	2.5	0.70
Bromodichloromethane	ND		ug/l	0.50	0.19
trans-1,3-Dichloropropene	ND		ug/l	0.50	0.16
cis-1,3-Dichloropropene	ND		ug/l	0.50	0.14
Bromoform	ND		ug/l	2.0	0.65
1,1,2,2-Tetrachloroethane	ND		ug/l	0.50	0.17
Benzene	ND		ug/l	0.50	0.16
Toluene	ND		ug/l	2.5	0.70
Ethylbenzene	ND		ug/l	2.5	0.70
Chloromethane	ND		ug/l	2.5	0.70
Bromomethane	ND		ug/l	2.5	0.70
Vinyl chloride	ND		ug/l	1.0	0.07
Chloroethane	ND		ug/l	2.5	0.70
1,1-Dichloroethene	ND		ug/l	0.50	0.17
trans-1,2-Dichloroethene	ND		ug/l	2.5	0.70
Trichloroethene	ND		ug/l	0.50	0.18
1,2-Dichlorobenzene	ND		ug/l	2.5	0.70
1,3-Dichlorobenzene	ND		ug/l	2.5	0.70

Project Name: GOULDS PUMPS, COBALT SITE **Lab Number:** L1744817

Project Number: 01257CBT.2017 **Report Date:** 12/18/17

Method Blank Analysis
Batch Quality Control

Analytical Method: 1,8260C
Analytical Date: 12/14/17 09:34
Analyst: PD

Parameter	Result	Qualifier	Units	RL	MDL
Volatile Organics by GC/MS - Westborough Lab for sample(s): 02,04,06,08,11 Batch: WG1072690-5					
1,4-Dichlorobenzene	ND		ug/l	2.5	0.70
Methyl tert butyl ether	ND		ug/l	2.5	0.70
p/m-Xylene	ND		ug/l	2.5	0.70
o-Xylene	ND		ug/l	2.5	0.70
cis-1,2-Dichloroethene	ND		ug/l	2.5	0.70
Styrene	ND		ug/l	2.5	0.70
Dichlorodifluoromethane	ND		ug/l	5.0	1.0
Acetone	ND		ug/l	5.0	1.5
Carbon disulfide	ND		ug/l	5.0	1.0
2-Butanone	ND		ug/l	5.0	1.9
4-Methyl-2-pentanone	ND		ug/l	5.0	1.0
2-Hexanone	ND		ug/l	5.0	1.0
Bromochloromethane	ND		ug/l	2.5	0.70
1,2-Dibromoethane	ND		ug/l	2.0	0.65
1,2-Dibromo-3-chloropropane	ND		ug/l	2.5	0.70
Isopropylbenzene	ND		ug/l	2.5	0.70
1,2,3-Trichlorobenzene	ND		ug/l	2.5	0.70
1,2,4-Trichlorobenzene	ND		ug/l	2.5	0.70
Methyl Acetate	ND		ug/l	2.0	0.23
Cyclohexane	ND		ug/l	10	0.27
Freon-113	ND		ug/l	2.5	0.70
Methyl cyclohexane	ND		ug/l	10	0.40

Tentatively Identified Compounds

Total TIC Compounds	1.14	J	ug/l
Sulfur Dioxide	1.14	NJ	ug/l

Project Name: GOULDS PUMPS, COBALT SITE **Lab Number:** L1744817

Project Number: 01257CBT.2017 **Report Date:** 12/18/17

Method Blank Analysis
Batch Quality Control

Analytical Method: 1,8260C
Analytical Date: 12/14/17 09:34
Analyst: PD

Parameter	Result	Qualifier	Units	RL	MDL
Volatile Organics by GC/MS - Westborough Lab for sample(s): 02,04,06,08,11 Batch: WG1072690-5					

Surrogate	%Recovery	Qualifier	Acceptance Criteria
1,2-Dichloroethane-d4	92		70-130
Toluene-d8	98		70-130
4-Bromofluorobenzene	107		70-130
Dibromofluoromethane	94		70-130

Lab Control Sample Analysis
Batch Quality Control

Project Name: GOULDS PUMPS, COBALT SITE
Project Number: 01257CBT.2017

Lab Number: L1744817
Report Date: 12/18/17

Parameter	LCS %Recovery	Qual	LCSD %Recovery	Qual	%Recovery Limits	RPD	Qual	RPD Limits
Volatile Organics by GC/MS - Westborough Lab Associated sample(s): 01,03,05,07,09-10 Batch: WG1072626-3 WG1072626-4								
Methylene chloride	82		81		70-130	1		20
1,1-Dichloroethane	87		84		70-130	4		20
Chloroform	98		96		70-130	2		20
Carbon tetrachloride	100		96		63-132	4		20
1,2-Dichloropropane	87		85		70-130	2		20
Dibromochloromethane	91		89		63-130	2		20
1,1,2-Trichloroethane	86		84		70-130	2		20
Tetrachloroethene	92		90		70-130	2		20
Chlorobenzene	89		86		75-130	3		20
Trichlorofluoromethane	95		90		62-150	5		20
1,2-Dichloroethane	110		110		70-130	0		20
1,1,1-Trichloroethane	100		99		67-130	1		20
Bromodichloromethane	98		97		67-130	1		20
trans-1,3-Dichloropropene	82		79		70-130	4		20
cis-1,3-Dichloropropene	90		88		70-130	2		20
Bromoform	88		88		54-136	0		20
1,1,2,2-Tetrachloroethane	81		78		67-130	4		20
Benzene	86		83		70-130	4		20
Toluene	85		81		70-130	5		20
Ethylbenzene	90		87		70-130	3		20
Chloromethane	**53**	Q	**52**	Q	64-130	2		20
Bromomethane	63		61		39-139	3		20
Vinyl chloride	62		62		55-140	0		20

Lab Control Sample Analysis
Batch Quality Control

Project Name: GOULDS PUMPS, COBALT SITE
Project Number: 01257CBT.2017

Lab Number: L1744817
Report Date: 12/18/17

Parameter	LCS %Recovery	Qual	LCSD %Recovery	Qual	%Recovery Limits	RPD	Qual	RPD Limits
Volatile Organics by GC/MS - Westborough Lab Associated sample(s): 01,03,05,07,09-10 Batch: WG1072626-3 WG1072626-4								
Chloroethane	85		85		55-138	0		20
1,1-Dichloroethene	80		79		61-145	1		20
trans-1,2-Dichloroethene	82		81		70-130	1		20
Trichloroethene	99		98		70-130	1		20
1,2-Dichlorobenzene	89		86		70-130	3		20
1,3-Dichlorobenzene	90		87		70-130	3		20
1,4-Dichlorobenzene	89		86		70-130	3		20
Methyl tert butyl ether	92		92		63-130	0		20
p/m-Xylene	90		90		70-130	0		20
o-Xylene	95		90		70-130	5		20
cis-1,2-Dichloroethene	92		88		70-130	4		20
Styrene	95		90		70-130	5		20
Dichlorodifluoromethane	81		76		36-147	6		20
Acetone	78		66		58-148	17		20
Carbon disulfide	69		68		51-130	1		20
2-Butanone	110		68		63-138	**47**	Q	20
4-Methyl-2-pentanone	80		78		59-130	3		20
2-Hexanone	63		63		57-130	0		20
Bromochloromethane	99		99		70-130	0		20
1,2-Dibromoethane	90		88		70-130	2		20
1,2-Dibromo-3-chloropropane	84		77		41-144	9		20
Isopropylbenzene	84		80		70-130	5		20
1,2,3-Trichlorobenzene	90		88		70-130	2		20

Lab Control Sample Analysis
Batch Quality Control

Project Name: GOULDS PUMPS, COBALT SITE
Project Number: 01257CBT.2017

Lab Number: L1744817
Report Date: 12/18/17

Parameter	LCS %Recovery	Qual	LCSD %Recovery	Qual	%Recovery Limits	RPD	Qual	RPD Limits
Volatile Organics by GC/MS - Westborough Lab Associated sample(s): 01,03,05,07,09-10 Batch: WG1072626-3 WG1072626-4								
1,2,4-Trichlorobenzene	88		86		70-130	2		20
Methyl Acetate	82		80		70-130	2		20
Cyclohexane	78		76		70-130	3		20
Freon-113	89		87		70-130	2		20
Methyl cyclohexane	83		80		70-130	4		20

Surrogate	LCS %Recovery	Qual	LCSD %Recovery	Qual	Acceptance Criteria
1,2-Dichloroethane-d4	124		125		70-130
Toluene-d8	91		92		70-130
4-Bromofluorobenzene	90		90		70-130
Dibromofluoromethane	106		106		70-130

Lab Control Sample Analysis
Batch Quality Control

Project Name: GOULDS PUMPS, COBALT SITE
Project Number: 01257CBT.2017

Lab Number: L1744817
Report Date: 12/18/17

Parameter	LCS %Recovery	Qual	LCSD %Recovery	Qual	%Recovery Limits	RPD	Qual	RPD Limits
Volatile Organics by GC/MS - Westborough Lab Associated sample(s): 02,04,06,08,11 Batch: WG1072690-3 WG1072690-4								
Methylene chloride	110		110		70-130	0		20
1,1-Dichloroethane	110		110		70-130	0		20
Chloroform	97		95		70-130	2		20
Carbon tetrachloride	81		78		63-132	4		20
1,2-Dichloropropane	110		110		70-130	0		20
Dibromochloromethane	86		87		63-130	1		20
1,1,2-Trichloroethane	110		110		70-130	0		20
Tetrachloroethene	81		80		70-130	1		20
Chlorobenzene	98		98		75-130	0		20
Trichlorofluoromethane	79		69		62-150	14		20
1,2-Dichloroethane	96		95		70-130	1		20
1,1,1-Trichloroethane	87		85		67-130	2		20
Bromodichloromethane	93		90		67-130	3		20
trans-1,3-Dichloropropene	85		85		70-130	0		20
cis-1,3-Dichloropropene	85		85		70-130	0		20
Bromoform	86		86		54-136	0		20
1,1,2,2-Tetrachloroethane	110		110		67-130	0		20
Benzene	110		110		70-130	0		20
Toluene	100		100		70-130	0		20
Ethylbenzene	100		100		70-130	0		20
Chloromethane	130		130		64-130	0		20
Bromomethane	78		70		39-139	11		20
Vinyl chloride	140		**150**	Q	55-140	7		20

Lab Control Sample Analysis
Batch Quality Control

Project Name: GOULDS PUMPS, COBALT SITE
Project Number: 01257CBT.2017

Lab Number: L1744817
Report Date: 12/18/17

Parameter	LCS %Recovery	Qual	LCSD %Recovery	Qual	%Recovery Limits	RPD	Qual	RPD Limits
Volatile Organics by GC/MS - Westborough Lab Associated sample(s): 02,04,06,08,11 Batch: WG1072690-3 WG1072690-4								
Chloroethane	91		84		55-138	8		20
1,1-Dichloroethene	110		110		61-145	0		20
trans-1,2-Dichloroethene	100		100		70-130	0		20
Trichloroethene	95		94		70-130	1		20
1,2-Dichlorobenzene	95		94		70-130	1		20
1,3-Dichlorobenzene	95		95		70-130	0		20
1,4-Dichlorobenzene	94		94		70-130	0		20
Methyl tert butyl ether	99		98		63-130	1		20
p/m-Xylene	105		105		70-130	0		20
o-Xylene	100		95		70-130	5		20
cis-1,2-Dichloroethene	100		98		70-130	2		20
Styrene	100		100		70-130	0		20
Dichlorodifluoromethane	100		100		36-147	0		20
Acetone	94		99		58-148	5		20
Carbon disulfide	120		110		51-130	9		20
2-Butanone	100		100		63-138	0		20
4-Methyl-2-pentanone	89		88		59-130	1		20
2-Hexanone	66		67		57-130	2		20
Bromochloromethane	97		97		70-130	0		20
1,2-Dibromoethane	97		98		70-130	1		20
1,2-Dibromo-3-chloropropane	73		74		41-144	1		20
Isopropylbenzene	91		90		70-130	1		20
1,2,3-Trichlorobenzene	83		81		70-130	2		20

Lab Control Sample Analysis
Batch Quality Control

Project Name: GOULDS PUMPS, COBALT SITE
Project Number: 01257CBT.2017
Lab Number: L1744817
Report Date: 12/18/17

Parameter	LCS %Recovery	Qual	LCSD %Recovery	Qual	%Recovery Limits	RPD	Qual	RPD Limits
Volatile Organics by GC/MS - Westborough Lab Associated sample(s): 02,04,06,08,11 Batch: WG1072690-3 WG1072690-4								
1,2,4-Trichlorobenzene	80		79		70-130	1		20
Methyl Acetate	110		110		70-130	0		20
Cyclohexane	110		100		70-130	10		20
Freon-113	110		100		70-130	10		20
Methyl cyclohexane	96		93		70-130	3		20

Surrogate	LCS %Recovery	Qual	LCSD %Recovery	Qual	Acceptance Criteria
1,2-Dichloroethane-d4	93		93		70-130
Toluene-d8	99		100		70-130
4-Bromofluorobenzene	107		107		70-130
Dibromofluoromethane	92		91		70-130

Matrix Spike Analysis

Batch Quality Control

Project Name: GOULDS PUMPS, COBALT SITE

Project Number: 01257CBT.2017

Lab Number: L1744817

Report Date: 12/18/17

Parameter	Native Sample	MS Added	MS Found	MS %Recovery	Qual	MSD Found	MSD %Recovery	Qual	Recovery Limits	RPD	Qual	RPD Limits
Volatile Organics by GC/MS - Westborough Lab Associated sample(s): 02,04,06,08,11 QC Batch ID: WG1072690-6 WG1072690-7 QC Sample: L1744817-06 Client ID: TW/BRW-01R												
Methylene chloride	ND	10	12	120		12	120		70-130	0		20
1,1-Dichloroethane	ND	10	13	130		13	130		70-130	0		20
Chloroform	ND	10	11	110		11	110		70-130	0		20
Carbon tetrachloride	ND	10	10	100		10	100		63-132	0		20
1,2-Dichloropropane	ND	10	12	120		13	130		70-130	8		20
Dibromochloromethane	ND	10	9.4	94		9.6	96		63-130	2		20
1,1,2-Trichloroethane	ND	10	12	120		12	120		70-130	0		20
Tetrachloroethene	ND	10	9.2	92		9.6	96		70-130	4		20
Chlorobenzene	ND	10	11	110		11	110		75-130	0		20
Trichlorofluoromethane	ND	10	10	100		9.0	90		62-150	11		20
1,2-Dichloroethane	ND	10	11	110		11	110		70-130	0		20
1,1,1-Trichloroethane	ND	10	10	100		11	110		67-130	10		20
Bromodichloromethane	ND	10	10	100		10	100		67-130	0		20
trans-1,3-Dichloropropene	ND	10	8.2	82		8.7	87		70-130	6		20
cis-1,3-Dichloropropene	ND	10	8.0	80		8.4	84		70-130	5		20
Bromoform	ND	10	9.0	90		9.4	94		54-136	4		20
1,1,2,2-Tetrachloroethane	ND	10	12	120		12	120		67-130	0		20
Benzene	ND	10	12	120		12	120		70-130	0		20
Toluene	ND	10	12	120		12	120		70-130	0		20
Ethylbenzene	ND	10	12	120		12	120		70-130	0		20
Chloromethane	ND	10	17	**170**	Q	17	**170**	Q	64-130	0		20
Bromomethane	ND	10	3.8	**38**	Q	5.4	54		39-139	**35**	Q	20
Vinyl chloride	ND	10	18	**180**	Q	19	**190**	Q	55-140	5		20

Matrix Spike Analysis

Batch Quality Control

Project Name: GOULDS PUMPS, COBALT SITE

Project Number: 01257CBT.2017

Lab Number: L1744817

Report Date: 12/18/17

Parameter	Native Sample	MS Added	MS Found	MS %Recovery	Qual	MSD Found	MSD %Recovery	Qual	Recovery Limits	RPD	Qual	RPD Limits
Volatile Organics by GC/MS - Westborough Lab Associated sample(s): 02,04,06,08,11 QC Batch ID: WG1072690-6 WG1072690-7 QC Sample: L1744817-06 Client ID: TW/BRW-01R												
Chloroethane	ND	10	12	120		10	100		55-138	18		20
1,1-Dichloroethene	ND	10	13	130		13	130		61-145	0		20
trans-1,2-Dichloroethene	ND	10	11	110		12	120		70-130	9		20
Trichloroethene	ND	10	11	110		12	120		70-130	9		20
1,2-Dichlorobenzene	ND	10	10	100		10	100		70-130	0		20
1,3-Dichlorobenzene	ND	10	10	100		10	100		70-130	0		20
1,4-Dichlorobenzene	ND	10	10	100		10	100		70-130	0		20
Methyl tert butyl ether	ND	10	10	100		11	110		63-130	10		20
p/m-Xylene	ND	20	24	120		24	120		70-130	0		20
o-Xylene	ND	20	22	110		22	110		70-130	0		20
cis-1,2-Dichloroethene	ND	10	11	110		11	110		70-130	0		20
Styrene	ND	20	22	110		22	110		70-130	0		20
Dichlorodifluoromethane	ND	10	13	130		13	130		36-147	0		20
Acetone	4.4J	10	10	100		10	100		58-148	0		20
Carbon disulfide	ND	10	14	**140**	Q	14	**140**	Q	51-130	0		20
2-Butanone	ND	10	11	110		11	110		63-138	0		20
4-Methyl-2-pentanone	ND	10	8.6	86		9.5	95		59-130	10		20
2-Hexanone	ND	10	6.6	66		7.1	71		57-130	7		20
Bromochloromethane	ND	10	11	110		11	110		70-130	0		20
1,2-Dibromoethane	ND	10	10	100		11	110		70-130	10		20
1,2-Dibromo-3-chloropropane	ND	10	7.3	73		7.7	77		41-144	5		20
Isopropylbenzene	ND	10	9.9	99		10	100		70-130	1		20
1,2,3-Trichlorobenzene	ND	10	5.8	**58**	Q	8.1	81		70-130	**33**	Q	20

Matrix Spike Analysis

Batch Quality Control

Project Name: GOULDS PUMPS, COBALT SITE

Project Number: 01257CBT.2017

Lab Number: L1744817

Report Date: 12/18/17

Parameter	Native Sample	MS Added	MS Found	MS %Recovery	Qual	MSD Found	MSD %Recovery	Qual	Recovery Limits	RPD	Qual	RPD Limits
Volatile Organics by GC/MS - Westborough Lab Associated sample(s): 02,04,06,08,11 QC Batch ID: WG1072690-6 WG1072690-7 QC Sample: L1744817-06 Client ID: TW/BRW-01R												
1,2,4-Trichlorobenzene	ND	10	7.0	70		8.3	83		70-130	17		20
Methyl Acetate	ND	10	11	110		11	110		70-130	0		20
Cyclohexane	ND	10	13	130		14	**140**	Q	70-130	7		20
Freon-113	ND	10	14	**140**	Q	14	**140**	Q	70-130	0		20
Methyl cyclohexane	ND	10	12	120		12	120		70-130	0		20

Surrogate	MS % Recovery	MS Qualifier	MSD % Recovery	MSD Qualifier	Acceptance Criteria
1,2-Dichloroethane-d4	99		97		70-130
4-Bromofluorobenzene	103		105		70-130
Dibromofluoromethane	95		94		70-130
Toluene-d8	98		98		70-130

PCBS

Project Name: GOULDS PUMPS, COBALT SITE **Lab Number:** L1744817

Project Number: 01257CBT.2017 **Report Date:** 12/18/17

SAMPLE RESULTS

Lab ID:	L1744817-01	Date Collected:	12/05/17 09:20
Client ID:	MW-36	Date Received:	12/06/17
Sample Location:	SENECA FALLS, NY	Field Prep:	Not Specified
		Extraction Method:	EPA 3510C
Matrix:	Water	Extraction Date:	12/10/17 05:27
Analytical Method:	1,8082A	Cleanup Method:	EPA 3665A
Analytical Date:	12/11/17 16:16	Cleanup Date:	12/11/17
Analyst:	KB	Cleanup Method:	EPA 3660B
		Cleanup Date:	12/11/17

Parameter	Result	Qualifier	Units	RL	MDL	Dilution Factor	Column
Polychlorinated Biphenyls by GC - Westborough Lab							
Aroclor 1016	ND		ug/l	0.083	0.020	1	A
Aroclor 1221	ND		ug/l	0.083	0.032	1	A
Aroclor 1232	ND		ug/l	0.083	0.027	1	A
Aroclor 1242	ND		ug/l	0.083	0.030	1	A
Aroclor 1248	ND		ug/l	0.083	0.023	1	A
Aroclor 1254	ND		ug/l	0.083	0.035	1	A
Aroclor 1260	ND		ug/l	0.083	0.020	1	A
Aroclor 1262	ND		ug/l	0.083	0.017	1	A
Aroclor 1268	ND		ug/l	0.083	0.027	1	A
PCBs, Total	ND		ug/l	0.083	0.017	1	A

Surrogate	% Recovery	Qualifier	Acceptance Criteria	Column
2,4,5,6-Tetrachloro-m-xylene	98		30-150	A
Decachlorobiphenyl	101		30-150	A
2,4,5,6-Tetrachloro-m-xylene	97		30-150	B
Decachlorobiphenyl	104		30-150	B

Project Name: GOULDS PUMPS, COBALT SITE **Lab Number:** L1744817

Project Number: 01257CBT.2017 **Report Date:** 12/18/17

SAMPLE RESULTS

Lab ID:	L1744817-02	Date Collected:	12/05/17 15:35
Client ID:	TW-BRW-01S	Date Received:	12/06/17
Sample Location:	SENECA FALLS, NY	Field Prep:	Not Specified
		Extraction Method:	EPA 3510C
Matrix:	Water	Extraction Date:	12/10/17 05:27
Analytical Method:	1,8082A	Cleanup Method:	EPA 3665A
Analytical Date:	12/11/17 16:32	Cleanup Date:	12/11/17
Analyst:	KB	Cleanup Method:	EPA 3660B
		Cleanup Date:	12/11/17

Parameter	Result	Qualifier	Units	RL	MDL	Dilution Factor	Column
Polychlorinated Biphenyls by GC - Westborough Lab							
Aroclor 1016	ND		ug/l	0.083	0.020	1	A
Aroclor 1221	ND		ug/l	0.083	0.032	1	A
Aroclor 1232	ND		ug/l	0.083	0.027	1	A
Aroclor 1242	ND		ug/l	0.083	0.030	1	A
Aroclor 1248	ND		ug/l	0.083	0.023	1	A
Aroclor 1254	0.294		ug/l	0.083	0.035	1	A
Aroclor 1260	ND		ug/l	0.083	0.020	1	A
Aroclor 1262	ND		ug/l	0.083	0.017	1	A
Aroclor 1268	ND		ug/l	0.083	0.027	1	A
PCBs, Total	0.294		ug/l	0.083	0.017	1	A

Surrogate	% Recovery	Qualifier	Acceptance Criteria	Column
2,4,5,6-Tetrachloro-m-xylene	99		30-150	A
Decachlorobiphenyl	101		30-150	A
2,4,5,6-Tetrachloro-m-xylene	95		30-150	B
Decachlorobiphenyl	102		30-150	B

Project Name: GOULDS PUMPS, COBALT SITE **Lab Number:** L1744817

Project Number: 01257CBT.2017 **Report Date:** 12/18/17

SAMPLE RESULTS

Lab ID:	L1744817-03	Date Collected:	12/05/17 13:40
Client ID:	MW-24S	Date Received:	12/06/17
Sample Location:	SENECA FALLS, NY	Field Prep:	Not Specified
		Extraction Method:	EPA 3510C
Matrix:	Water	Extraction Date:	12/10/17 05:27
Analytical Method:	1,8082A	Cleanup Method:	EPA 3665A
Analytical Date:	12/11/17 16:48	Cleanup Date:	12/11/17
Analyst:	KB	Cleanup Method:	EPA 3660B
		Cleanup Date:	12/11/17

Parameter	Result	Qualifier	Units	RL	MDL	Dilution Factor	Column
Polychlorinated Biphenyls by GC - Westborough Lab							
Aroclor 1016	ND		ug/l	0.083	0.020	1	A
Aroclor 1221	ND		ug/l	0.083	0.032	1	A
Aroclor 1232	ND		ug/l	0.083	0.027	1	A
Aroclor 1242	ND		ug/l	0.083	0.030	1	A
Aroclor 1248	ND		ug/l	0.083	0.023	1	A
Aroclor 1254	ND		ug/l	0.083	0.035	1	A
Aroclor 1260	ND		ug/l	0.083	0.020	1	A
Aroclor 1262	ND		ug/l	0.083	0.017	1	A
Aroclor 1268	ND		ug/l	0.083	0.027	1	A
PCBs, Total	ND		ug/l	0.083	0.017	1	A

Surrogate	% Recovery	Qualifier	Acceptance Criteria	Column
2,4,5,6-Tetrachloro-m-xylene	102		30-150	A
Decachlorobiphenyl	110		30-150	A
2,4,5,6-Tetrachloro-m-xylene	102		30-150	B
Decachlorobiphenyl	115		30-150	B

Project Name: GOULDS PUMPS, COBALT SITE **Lab Number:** L1744817

Project Number: 01257CBT.2017 **Report Date:** 12/18/17

SAMPLE RESULTS

Lab ID:	L1744817-04	Date Collected:	12/05/17 10:55
Client ID:	MW-26S	Date Received:	12/06/17
Sample Location:	SENECA FALLS, NY	Field Prep:	Not Specified
		Extraction Method:	EPA 3510C
Matrix:	Water	Extraction Date:	12/10/17 05:27
Analytical Method:	1,8082A	Cleanup Method:	EPA 3665A
Analytical Date:	12/11/17 17:04	Cleanup Date:	12/11/17
Analyst:	KB	Cleanup Method:	EPA 3660B
		Cleanup Date:	12/11/17

Parameter	Result	Qualifier	Units	RL	MDL	Dilution Factor	Column
Polychlorinated Biphenyls by GC - Westborough Lab							
Aroclor 1016	ND		ug/l	0.083	0.020	1	A
Aroclor 1221	ND		ug/l	0.083	0.032	1	A
Aroclor 1232	ND		ug/l	0.083	0.027	1	A
Aroclor 1242	ND		ug/l	0.083	0.030	1	A
Aroclor 1248	ND		ug/l	0.083	0.023	1	A
Aroclor 1254	ND		ug/l	0.083	0.035	1	A
Aroclor 1260	ND		ug/l	0.083	0.020	1	A
Aroclor 1262	ND		ug/l	0.083	0.017	1	A
Aroclor 1268	ND		ug/l	0.083	0.027	1	A
PCBs, Total	ND		ug/l	0.083	0.017	1	A

Surrogate	% Recovery	Qualifier	Acceptance Criteria	Column
2,4,5,6-Tetrachloro-m-xylene	103		30-150	A
Decachlorobiphenyl	103		30-150	A
2,4,5,6-Tetrachloro-m-xylene	103		30-150	B
Decachlorobiphenyl	109		30-150	B

Project Name: GOULDS PUMPS, COBALT SITE **Lab Number:** L1744817

Project Number: 01257CBT.2017 **Report Date:** 12/18/17

SAMPLE RESULTS

Lab ID:	L1744817-05	Date Collected:	12/05/17 08:27
Client ID:	MW-35	Date Received:	12/06/17
Sample Location:	SENECA FALLS, NY	Field Prep:	Not Specified
		Extraction Method:	EPA 3510C
Matrix:	Water	Extraction Date:	12/10/17 05:27
Analytical Method:	1,8082A	Cleanup Method:	EPA 3665A
Analytical Date:	12/11/17 17:20	Cleanup Date:	12/11/17
Analyst:	KB	Cleanup Method:	EPA 3660B
		Cleanup Date:	12/11/17

Parameter	Result	Qualifier	Units	RL	MDL	Dilution Factor	Column
Polychlorinated Biphenyls by GC - Westborough Lab							
Aroclor 1016	ND		ug/l	0.083	0.020	1	A
Aroclor 1221	ND		ug/l	0.083	0.032	1	A
Aroclor 1232	ND		ug/l	0.083	0.027	1	A
Aroclor 1242	ND		ug/l	0.083	0.030	1	A
Aroclor 1248	ND		ug/l	0.083	0.023	1	A
Aroclor 1254	ND		ug/l	0.083	0.035	1	A
Aroclor 1260	ND		ug/l	0.083	0.020	1	A
Aroclor 1262	ND		ug/l	0.083	0.017	1	A
Aroclor 1268	ND		ug/l	0.083	0.027	1	A
PCBs, Total	ND		ug/l	0.083	0.017	1	A

Surrogate	% Recovery	Qualifier	Acceptance Criteria	Column
2,4,5,6-Tetrachloro-m-xylene	99		30-150	A
Decachlorobiphenyl	94		30-150	A
2,4,5,6-Tetrachloro-m-xylene	98		30-150	B
Decachlorobiphenyl	99		30-150	B

Project Name: GOULDS PUMPS, COBALT SITE **Lab Number:** L1744817

Project Number: 01257CBT.2017 **Report Date:** 12/18/17

SAMPLE RESULTS

Lab ID:	L1744817-06	Date Collected:	12/05/17 15:31
Client ID:	TW/BRW-01R	Date Received:	12/06/17
Sample Location:	SENECA FALLS, NY	Field Prep:	Not Specified
		Extraction Method:	EPA 3510C
Matrix:	Water	Extraction Date:	12/10/17 05:27
Analytical Method:	1,8082A	Cleanup Method:	EPA 3665A
Analytical Date:	12/11/17 17:36	Cleanup Date:	12/11/17
Analyst:	KB	Cleanup Method:	EPA 3660B
		Cleanup Date:	12/11/17

Parameter	Result	Qualifier	Units	RL	MDL	Dilution Factor	Column
Polychlorinated Biphenyls by GC - Westborough Lab							
Aroclor 1016	ND		ug/l	0.083	0.020	1	A
Aroclor 1221	ND		ug/l	0.083	0.032	1	A
Aroclor 1232	ND		ug/l	0.083	0.027	1	A
Aroclor 1242	ND		ug/l	0.083	0.030	1	A
Aroclor 1248	ND		ug/l	0.083	0.023	1	A
Aroclor 1254	ND		ug/l	0.083	0.035	1	A
Aroclor 1260	ND		ug/l	0.083	0.020	1	A
Aroclor 1262	ND		ug/l	0.083	0.017	1	A
Aroclor 1268	ND		ug/l	0.083	0.027	1	A
PCBs, Total	ND		ug/l	0.083	0.017	1	A

Surrogate	% Recovery	Qualifier	Acceptance Criteria	Column
2,4,5,6-Tetrachloro-m-xylene	90		30-150	A
Decachlorobiphenyl	97		30-150	A
2,4,5,6-Tetrachloro-m-xylene	90		30-150	B
Decachlorobiphenyl	102		30-150	B

Project Name: GOULDS PUMPS, COBALT SITE **Lab Number:** L1744817

Project Number: 01257CBT.2017 **Report Date:** 12/18/17

SAMPLE RESULTS

Lab ID:	L1744817-07	Date Collected:	12/05/17 13:42
Client ID:	MW-18SR	Date Received:	12/06/17
Sample Location:	SENECA FALLS, NY	Field Prep:	Not Specified
		Extraction Method:	EPA 3510C
Matrix:	Water	Extraction Date:	12/10/17 05:27
Analytical Method:	1,8082A	Cleanup Method:	EPA 3665A
Analytical Date:	12/11/17 17:52	Cleanup Date:	12/11/17
Analyst:	KB	Cleanup Method:	EPA 3660B
		Cleanup Date:	12/11/17

Parameter	Result	Qualifier	Units	RL	MDL	Dilution Factor	Column
Polychlorinated Biphenyls by GC - Westborough Lab							
Aroclor 1016	ND		ug/l	0.083	0.020	1	A
Aroclor 1221	ND		ug/l	0.083	0.032	1	A
Aroclor 1232	ND		ug/l	0.083	0.027	1	A
Aroclor 1242	ND		ug/l	0.083	0.030	1	A
Aroclor 1248	ND		ug/l	0.083	0.023	1	A
Aroclor 1254	ND		ug/l	0.083	0.035	1	A
Aroclor 1260	ND		ug/l	0.083	0.020	1	A
Aroclor 1262	ND		ug/l	0.083	0.017	1	A
Aroclor 1268	ND		ug/l	0.083	0.027	1	A
PCBs, Total	ND		ug/l	0.083	0.017	1	A

Surrogate	% Recovery	Qualifier	Acceptance Criteria	Column
2,4,5,6-Tetrachloro-m-xylene	96		30-150	A
Decachlorobiphenyl	102		30-150	A
2,4,5,6-Tetrachloro-m-xylene	96		30-150	B
Decachlorobiphenyl	106		30-150	B

Project Name: GOULDS PUMPS, COBALT SITE **Lab Number:** L1744817

Project Number: 01257CBT.2017 **Report Date:** 12/18/17

SAMPLE RESULTS

Lab ID:	L1744817-08	Date Collected:	12/05/17 00:00
Client ID:	DUP-MW-X	Date Received:	12/06/17
Sample Location:	SENECA FALLS, NY	Field Prep:	Not Specified
		Extraction Method:	EPA 3510C
Matrix:	Water	Extraction Date:	12/10/17 05:27
Analytical Method:	1,8082A	Cleanup Method:	EPA 3665A
Analytical Date:	12/11/17 18:08	Cleanup Date:	12/11/17
Analyst:	KB	Cleanup Method:	EPA 3660B
		Cleanup Date:	12/11/17

Parameter	Result	Qualifier	Units	RL	MDL	Dilution Factor	Column
Polychlorinated Biphenyls by GC - Westborough Lab							
Aroclor 1016	ND		ug/l	0.083	0.020	1	A
Aroclor 1221	ND		ug/l	0.083	0.032	1	A
Aroclor 1232	ND		ug/l	0.083	0.027	1	A
Aroclor 1242	ND		ug/l	0.083	0.030	1	A
Aroclor 1248	ND		ug/l	0.083	0.023	1	A
Aroclor 1254	ND		ug/l	0.083	0.035	1	A
Aroclor 1260	ND		ug/l	0.083	0.020	1	A
Aroclor 1262	ND		ug/l	0.083	0.017	1	A
Aroclor 1268	ND		ug/l	0.083	0.027	1	A
PCBs, Total	ND		ug/l	0.083	0.017	1	A

Surrogate	% Recovery	Qualifier	Acceptance Criteria	Column
2,4,5,6-Tetrachloro-m-xylene	98		30-150	A
Decachlorobiphenyl	106		30-150	A
2,4,5,6-Tetrachloro-m-xylene	98		30-150	B
Decachlorobiphenyl	110		30-150	B

Project Name: GOULDS PUMPS, COBALT SITE **Lab Number:** L1744817

Project Number: 01257CBT.2017 **Report Date:** 12/18/17

SAMPLE RESULTS

Lab ID:	L1744817-09	Date Collected:	12/05/17 10:47
Client ID:	MW-19SR	Date Received:	12/06/17
Sample Location:	SENECA FALLS, NY	Field Prep:	Not Specified
		Extraction Method:	EPA 3510C
Matrix:	Water	Extraction Date:	12/10/17 05:27
Analytical Method:	1,8082A	Cleanup Method:	EPA 3665A
Analytical Date:	12/11/17 18:25	Cleanup Date:	12/11/17
Analyst:	KB	Cleanup Method:	EPA 3660B
		Cleanup Date:	12/11/17

Parameter	Result	Qualifier	Units	RL	MDL	Dilution Factor	Column
Polychlorinated Biphenyls by GC - Westborough Lab							
Aroclor 1016	ND		ug/l	0.083	0.020	1	A
Aroclor 1221	ND		ug/l	0.083	0.032	1	A
Aroclor 1232	ND		ug/l	0.083	0.027	1	A
Aroclor 1242	ND		ug/l	0.083	0.030	1	A
Aroclor 1248	ND		ug/l	0.083	0.023	1	A
Aroclor 1254	ND		ug/l	0.083	0.035	1	A
Aroclor 1260	ND		ug/l	0.083	0.020	1	A
Aroclor 1262	ND		ug/l	0.083	0.017	1	A
Aroclor 1268	ND		ug/l	0.083	0.027	1	A
PCBs, Total	ND		ug/l	0.083	0.017	1	A

Surrogate	% Recovery	Qualifier	Acceptance Criteria	Column
2,4,5,6-Tetrachloro-m-xylene	103		30-150	A
Decachlorobiphenyl	108		30-150	A
2,4,5,6-Tetrachloro-m-xylene	101		30-150	B
Decachlorobiphenyl	110		30-150	B

Project Name: GOULDS PUMPS, COBALT SITE **Lab Number:** L1744817

Project Number: 01257CBT.2017 **Report Date:** 12/18/17

SAMPLE RESULTS

Lab ID:	L1744817-10	Date Collected:	12/05/17 12:03
Client ID:	MW-34	Date Received:	12/06/17
Sample Location:	SENECA FALLS, NY	Field Prep:	Not Specified
		Extraction Method:	EPA 3510C
Matrix:	Water	Extraction Date:	12/10/17 05:27
Analytical Method:	1,8082A	Cleanup Method:	EPA 3665A
Analytical Date:	12/11/17 18:40	Cleanup Date:	12/11/17
Analyst:	KB	Cleanup Method:	EPA 3660B
		Cleanup Date:	12/11/17

Parameter	Result	Qualifier	Units	RL	MDL	Dilution Factor	Column
Polychlorinated Biphenyls by GC - Westborough Lab							
Aroclor 1016	ND		ug/l	0.083	0.020	1	A
Aroclor 1221	ND		ug/l	0.083	0.032	1	A
Aroclor 1232	ND		ug/l	0.083	0.027	1	A
Aroclor 1242	ND		ug/l	0.083	0.030	1	A
Aroclor 1248	ND		ug/l	0.083	0.023	1	A
Aroclor 1254	ND		ug/l	0.083	0.035	1	A
Aroclor 1260	ND		ug/l	0.083	0.020	1	A
Aroclor 1262	ND		ug/l	0.083	0.017	1	A
Aroclor 1268	ND		ug/l	0.083	0.027	1	A
PCBs, Total	ND		ug/l	0.083	0.017	1	A

Surrogate	% Recovery	Qualifier	Acceptance Criteria	Column
2,4,5,6-Tetrachloro-m-xylene	101		30-150	A
Decachlorobiphenyl	112		30-150	A
2,4,5,6-Tetrachloro-m-xylene	101		30-150	B
Decachlorobiphenyl	115		30-150	B

Project Name: GOULDS PUMPS, COBALT SITE **Lab Number:** L1744817

Project Number: 01257CBT.2017 **Report Date:** 12/18/17

SAMPLE RESULTS

Lab ID:	L1744817-11	Date Collected:	12/05/17 14:10
Client ID:	FIELD BLANK	Date Received:	12/06/17
Sample Location:	SENECA FALLS, NY	Field Prep:	Not Specified
		Extraction Method:	EPA 3510C
Matrix:	Water	Extraction Date:	12/10/17 05:27
Analytical Method:	1,8082A	Cleanup Method:	EPA 3665A
Analytical Date:	12/11/17 18:57	Cleanup Date:	12/11/17
Analyst:	KB	Cleanup Method:	EPA 3660B
		Cleanup Date:	12/11/17

Parameter	Result	Qualifier	Units	RL	MDL	Dilution Factor	Column
Polychlorinated Biphenyls by GC - Westborough Lab							
Aroclor 1016	ND		ug/l	0.083	0.020	1	A
Aroclor 1221	ND		ug/l	0.083	0.032	1	A
Aroclor 1232	ND		ug/l	0.083	0.027	1	A
Aroclor 1242	ND		ug/l	0.083	0.030	1	A
Aroclor 1248	ND		ug/l	0.083	0.023	1	A
Aroclor 1254	ND		ug/l	0.083	0.035	1	A
Aroclor 1260	ND		ug/l	0.083	0.020	1	A
Aroclor 1262	ND		ug/l	0.083	0.017	1	A
Aroclor 1268	ND		ug/l	0.083	0.027	1	A
PCBs, Total	ND		ug/l	0.083	0.017	1	A

Surrogate	% Recovery	Qualifier	Acceptance Criteria	Column
2,4,5,6-Tetrachloro-m-xylene	104		30-150	A
Decachlorobiphenyl	60		30-150	A
2,4,5,6-Tetrachloro-m-xylene	103		30-150	B
Decachlorobiphenyl	62		30-150	B

Project Name: GOULDS PUMPS, COBALT SITE
Project Number: 01257CBT.2017

Lab Number: L1744817
Report Date: 12/18/17

Method Blank Analysis
Batch Quality Control

Analytical Method: 1,8082A
Analytical Date: 12/11/17 19:29
Analyst: WR

Extraction Method: EPA 3510C
Extraction Date: 12/10/17 05:27
Cleanup Method: EPA 3665A
Cleanup Date: 12/11/17
Cleanup Method: EPA 3660B
Cleanup Date: 12/11/17

Parameter	Result	Qualifier	Units	RL	MDL	Column
Polychlorinated Biphenyls by GC - Westborough Lab for sample(s): 01-11 Batch: WG1071010-1						
Aroclor 1016	ND		ug/l	0.083	0.020	A
Aroclor 1221	ND		ug/l	0.083	0.032	A
Aroclor 1232	ND		ug/l	0.083	0.027	A
Aroclor 1242	ND		ug/l	0.083	0.030	A
Aroclor 1248	ND		ug/l	0.083	0.023	A
Aroclor 1254	ND		ug/l	0.083	0.035	A
Aroclor 1260	ND		ug/l	0.083	0.020	A
Aroclor 1262	ND		ug/l	0.083	0.017	A
Aroclor 1268	ND		ug/l	0.083	0.027	A
PCBs, Total	ND		ug/l	0.083	0.017	A

Surrogate	%Recovery	Qualifier	Acceptance Criteria	Column
2,4,5,6-Tetrachloro-m-xylene	102		30-150	A
Decachlorobiphenyl	108		30-150	A
2,4,5,6-Tetrachloro-m-xylene	101		30-150	B
Decachlorobiphenyl	110		30-150	B

Lab Control Sample Analysis

Batch Quality Control

Project Name: GOULDS PUMPS, COBALT SITE

Project Number: 01257CBT.2017

Lab Number: L1744817

Report Date: 12/18/17

Parameter	LCS %Recovery	Qual	LCSD %Recovery	Qual	%Recovery Limits	RPD	Qual	RPD Limits	Column
Polychlorinated Biphenyls by GC - Westborough Lab Associated sample(s): 01-11 Batch: WG1071010-2 WG1071010-3									
Aroclor 1016	96		99		40-140	3		50	A
Aroclor 1260	98		105		40-140	7		50	A

Surrogate	LCS %Recovery	Qual	LCSD %Recovery	Qual	Acceptance Criteria	Column
2,4,5,6-Tetrachloro-m-xylene	93		99		30-150	A
Decachlorobiphenyl	105		111		30-150	A
2,4,5,6-Tetrachloro-m-xylene	92		96		30-150	B
Decachlorobiphenyl	108		114		30-150	B

Matrix Spike Analysis

Batch Quality Control

Project Name: GOULDS PUMPS, COBALT SITE

Project Number: 01257CBT.2017

Lab Number: L1744817

Report Date: 12/18/17

Parameter	Native Sample	MS Added	MS Found	MS %Recovery	Qual	MSD Found	MSD %Recovery	Qual	Recovery Limits	RPD	Qual	RPD Limits	Column
Polychlorinated Biphenyls by GC - Westborough Lab Associated sample(s): 01-11 QC Batch ID: WG1071010-4 WG1071010-5 QC Sample: L1744817-06 Client ID: TW/BRW-01R													
Aroclor 1016	ND	2.6	2.23	86		2.64	101		40-140	17		50	A
Aroclor 1260	ND	2.6	2.29	88		2.72	104		40-140	17		50	A

Surrogate	MS % Recovery	MS Qualifier	MSD % Recovery	MSD Qualifier	Acceptance Criteria	Column
2,4,5,6-Tetrachloro-m-xylene	94		98		30-150	A
Decachlorobiphenyl	99		101		30-150	A
2,4,5,6-Tetrachloro-m-xylene	93		96		30-150	B
Decachlorobiphenyl	107		103		30-150	B

Project Name: GOULDS PUMPS, COBALT SITE
Project Number: 01257CBT.2017

Lab Number: L1744817
Report Date: 12/18/17

Sample Receipt and Container Information

Were project specific reporting limits specified? YES

Cooler Information

Cooler	Custody Seal
A	Absent
B	Absent
C	Absent

Container Information

Container ID	Container Type	Cooler	Initial pH	Final pH	Temp deg C	Pres	Seal	Frozen Date/Time	Analysis(*)
L1744817-01A	Vial HCl preserved	A	NA		3.8	Y	Absent		NYTCL-8260(14)
L1744817-01B	Vial HCl preserved	A	NA		3.8	Y	Absent		NYTCL-8260(14)
L1744817-01C	Vial HCl preserved	A	NA		3.8	Y	Absent		NYTCL-8260(14)
L1744817-01D	Amber 1000ml unpreserved	C	7	7	4.4	Y	Absent		FILTER-EXT(1)
L1744817-01E	Amber 1000ml unpreserved	B	7	7	2.6	Y	Absent		FILTER-EXT(1)
L1744817-01X	Amber 1000ml unpreserved Filtrates	C	NA		4.4	Y	Absent		NYTCL-8082-1200ML(7)
L1744817-01Y	Amber 1000ml unpreserved Filtrates	B	NA		2.6	Y	Absent		NYTCL-8082-1200ML(7)
L1744817-02A	Vial HCl preserved	A	NA		3.8	Y	Absent		NYTCL-8260(14)
L1744817-02B	Vial HCl preserved	A	NA		3.8	Y	Absent		NYTCL-8260(14)
L1744817-02C	Vial HCl preserved	A	NA		3.8	Y	Absent		NYTCL-8260(14)
L1744817-02D	Amber 1000ml unpreserved	C	7	7	4.4	Y	Absent		FILTER-EXT(1)
L1744817-02E	Amber 1000ml unpreserved	C	7	7	4.4	Y	Absent		FILTER-EXT(1)
L1744817-02X	Amber 1000ml unpreserved Filtrates	C	NA		4.4	Y	Absent		NYTCL-8082-1200ML(7)
L1744817-02Y	Amber 1000ml unpreserved Filtrates	C	NA		4.4	Y	Absent		NYTCL-8082-1200ML(7)
L1744817-03A	Vial HCl preserved	A	NA		3.8	Y	Absent		NYTCL-8260(14)
L1744817-03B	Vial HCl preserved	A	NA		3.8	Y	Absent		NYTCL-8260(14)
L1744817-03C	Vial HCl preserved	A	NA		3.8	Y	Absent		NYTCL-8260(14)
L1744817-03D	Amber 1000ml unpreserved	B	7	7	2.6	Y	Absent		FILTER-EXT(1)
L1744817-03E	Amber 1000ml unpreserved	B	7	7	2.6	Y	Absent		FILTER-EXT(1)
L1744817-03X	Amber 1000ml unpreserved Filtrates	B	NA		2.6	Y	Absent		NYTCL-8082-1200ML(7)
L1744817-03Y	Amber 1000ml unpreserved Filtrates	B	NA		2.6	Y	Absent		NYTCL-8082-1200ML(7)

*Values in parentheses indicate holding time in days

Project Name: GOULDS PUMPS, COBALT SITE
Project Number: 01257CBT.2017

Lab Number: L1744817
Report Date: 12/18/17

Container Information

Container ID	Container Type	Cooler	Initial pH	Final pH	Temp deg C	Pres	Seal	Frozen Date/Time	Analysis(*)
L1744817-04A	Vial HCl preserved	A	NA		3.8	Y	Absent		NYTCL-8260(14)
L1744817-04B	Vial HCl preserved	A	NA		3.8	Y	Absent		NYTCL-8260(14)
L1744817-04D	Amber 1000ml unpreserved	A	7	7	3.8	Y	Absent		FILTER-EXT(1)
L1744817-04E	Amber 1000ml unpreserved	C	7	7	4.4	Y	Absent		FILTER-EXT(1)
L1744817-04X	Amber 1000ml unpreserved Filtrates	A	NA		3.8	Y	Absent		NYTCL-8082-1200ML(7)
L1744817-04Y	Amber 1000ml unpreserved Filtrates	C	NA		4.4	Y	Absent		NYTCL-8082-1200ML(7)
L1744817-05A	Vial HCl preserved	A	NA		3.8	Y	Absent		NYTCL-8260(14)
L1744817-05B	Vial HCl preserved	A	NA		3.8	Y	Absent		NYTCL-8260(14)
L1744817-05C	Vial HCl preserved	A	NA		3.8	Y	Absent		NYTCL-8260(14)
L1744817-05D	Amber 1000ml unpreserved	C	7	7	4.4	Y	Absent		FILTER-EXT(1)
L1744817-05E	Amber 1000ml unpreserved	C	7	7	4.4	Y	Absent		FILTER-EXT(1)
L1744817-05X	Amber 1000ml unpreserved Filtrates	C	NA		4.4	Y	Absent		NYTCL-8082-1200ML(7)
L1744817-05Y	Amber 1000ml unpreserved Filtrates	C	NA		4.4	Y	Absent		NYTCL-8082-1200ML(7)
L1744817-06A	Vial HCl preserved	A	NA		3.8	Y	Absent		NYTCL-8260(14)
L1744817-06A1	Vial HCl preserved	A	NA		3.8	Y	Absent		NYTCL-8260(14)
L1744817-06A2	Vial HCl preserved	A	NA		3.8	Y	Absent		NYTCL-8260(14)
L1744817-06B	Vial HCl preserved	A	NA		3.8	Y	Absent		NYTCL-8260(14)
L1744817-06B1	Vial HCl preserved	A	NA		3.8	Y	Absent		NYTCL-8260(14)
L1744817-06B2	Vial HCl preserved	A	NA		3.8	Y	Absent		NYTCL-8260(14)
L1744817-06C	Vial HCl preserved	A	NA		3.8	Y	Absent		NYTCL-8260(14)
L1744817-06C1	Vial HCl preserved	A	NA		3.8	Y	Absent		NYTCL-8260(14)
L1744817-06C2	Vial HCl preserved	A	NA		3.8	Y	Absent		NYTCL-8260(14)
L1744817-06D	Amber 1000ml unpreserved	C	7	7	4.4	Y	Absent		FILTER-EXT(1)
L1744817-06D1	Amber 1000ml unpreserved	C	7	7	4.4	Y	Absent		FILTER-EXT(1),NYTCL-8082-1200ML(7)
L1744817-06D2	Amber 1000ml unpreserved	B	7	7	2.6	Y	Absent		FILTER-EXT(1),NYTCL-8082-1200ML(7)
L1744817-06E	Amber 1000ml unpreserved	C	7	7	4.4	Y	Absent		FILTER-EXT(1)
L1744817-06E1	Amber 1000ml unpreserved	C	7	7	4.4	Y	Absent		FILTER-EXT(1),NYTCL-8082-1200ML(7)
L1744817-06E2	Amber 1000ml unpreserved	C	7	7	4.4	Y	Absent		FILTER-EXT(1),NYTCL-8082-1200ML(7)

*Values in parentheses indicate holding time in days

Project Name: GOULDS PUMPS, COBALT SITE
Project Number: 01257CBT.2017

Lab Number: L1744817
Report Date: 12/18/17

Container Information

Container ID	Container Type	Cooler	Initial pH	Final pH	Temp deg C	Pres	Seal	Frozen Date/Time	Analysis(*)
L1744817-06X	Amber 1000ml unpreserved Filtrates	C	NA		4.4	Y	Absent		NYTCL-8082-1200ML(7)
L1744817-06X1	Amber 1000ml unpreserved	C	NA		4.4	Y	Absent		NYTCL-8082-1200ML(7)
L1744817-06X2	Amber 1000ml unpreserved	B	NA		2.6	Y	Absent		NYTCL-8082-1200ML(7)
L1744817-06Y	Amber 1000ml unpreserved Filtrates	C	NA		4.4	Y	Absent		NYTCL-8082-1200ML(7)
L1744817-06Y1	Amber 1000ml unpreserved	C	NA		4.4	Y	Absent		NYTCL-8082-1200ML(7)
L1744817-06Y2	Amber 1000ml unpreserved	C	NA		4.4	Y	Absent		NYTCL-8082-1200ML(7)
L1744817-07A	Vial HCl preserved	A	NA		3.8	Y	Absent		NYTCL-8260(14)
L1744817-07B	Vial HCl preserved	A	NA		3.8	Y	Absent		NYTCL-8260(14)
L1744817-07C	Vial HCl preserved	A	NA		3.8	Y	Absent		NYTCL-8260(14)
L1744817-07D	Amber 1000ml unpreserved	C	7	7	4.4	Y	Absent		FILTER-EXT(1)
L1744817-07E	Amber 1000ml unpreserved	C	7	7	4.4	Y	Absent		FILTER-EXT(1)
L1744817-07X	Amber 1000ml unpreserved Filtrates	C	NA		4.4	Y	Absent		NYTCL-8082-1200ML(7)
L1744817-07Y	Amber 1000ml unpreserved Filtrates	C	NA		4.4	Y	Absent		NYTCL-8082-1200ML(7)
L1744817-08A	Vial HCl preserved	A	NA		3.8	Y	Absent		NYTCL-8260(14)
L1744817-08B	Vial HCl preserved	A	NA		3.8	Y	Absent		NYTCL-8260(14)
L1744817-08D	Amber 1000ml unpreserved	C	7	7	4.4	Y	Absent		FILTER-EXT(1)
L1744817-08E	Amber 1000ml unpreserved	A	7	7	3.8	Y	Absent		FILTER-EXT(1)
L1744817-08X	Amber 1000ml unpreserved Filtrates	C	NA		4.4	Y	Absent		NYTCL-8082-1200ML(7)
L1744817-08Y	Amber 1000ml unpreserved Filtrates	A	NA		3.8	Y	Absent		NYTCL-8082-1200ML(7)
L1744817-09A	Vial HCl preserved	A	NA		3.8	Y	Absent		NYTCL-8260(14)
L1744817-09B	Vial HCl preserved	A	NA		3.8	Y	Absent		NYTCL-8260(14)
L1744817-09C	Vial HCl preserved	A	NA		3.8	Y	Absent		NYTCL-8260(14)
L1744817-09D	Amber 1000ml unpreserved	C	7	7	4.4	Y	Absent		FILTER-EXT(1)
L1744817-09E	Amber 1000ml unpreserved	C	7	7	4.4	Y	Absent		FILTER-EXT(1)
L1744817-09X	Amber 1000ml unpreserved Filtrates	C	NA		4.4	Y	Absent		NYTCL-8082-1200ML(7)
L1744817-09Y	Amber 1000ml unpreserved Filtrates	C	NA		4.4	Y	Absent		NYTCL-8082-1200ML(7)
L1744817-10A	Vial HCl preserved	A	NA		3.8	Y	Absent		NYTCL-8260(14)
L1744817-10B	Vial HCl preserved	A	NA		3.8	Y	Absent		NYTCL-8260(14)

*Values in parentheses indicate holding time in days

Project Name: GOULDS PUMPS, COBALT SITE
Project Number: 01257CBT.2017

Lab Number: L1744817
Report Date: 12/18/17

Container Information

Container ID	Container Type	Cooler	Initial pH	Final pH	Temp deg C	Pres	Seal	Frozen Date/Time	Analysis(*)
L1744817-10C	Vial HCl preserved	A	NA		3.8	Y	Absent		NYTCL-8260(14)
L1744817-10D	Amber 1000ml unpreserved	B	7	7	2.6	Y	Absent		FILTER-EXT(1)
L1744817-10E	Amber 1000ml unpreserved	B	7	7	2.6	Y	Absent		FILTER-EXT(1)
L1744817-10X	Amber 1000ml unpreserved Filtrates	B	NA		2.6	Y	Absent		NYTCL-8082-1200ML(7)
L1744817-10Y	Amber 1000ml unpreserved Filtrates	B	NA		2.6	Y	Absent		NYTCL-8082-1200ML(7)
L1744817-11A	Vial HCl preserved	A	NA		3.8	Y	Absent		NYTCL-8260(14)
L1744817-11B	Vial HCl preserved	A	NA		3.8	Y	Absent		NYTCL-8260(14)
L1744817-11C	Vial HCl preserved	A	NA		3.8	Y	Absent		NYTCL-8260(14)
L1744817-11D	Amber 1000ml unpreserved	B	7	7	2.6	Y	Absent		FILTER-EXT(1)
L1744817-11E	Amber 1000ml unpreserved	B	7	7	2.6	Y	Absent		FILTER-EXT(1)
L1744817-11X	Amber 1000ml unpreserved Filtrates	B	NA		2.6	Y	Absent		NYTCL-8082-1200ML(7)
L1744817-11Y	Amber 1000ml unpreserved Filtrates	B	NA		2.6	Y	Absent		NYTCL-8082-1200ML(7)

*Values in parentheses indicate holding time in days

Project Name:	GOULDS PUMPS, COBALT SITE	**Lab Number:**	L1744817
Project Number:	01257CBT.2017	**Report Date:**	12/18/17

GLOSSARY

Acronyms

EDL	- Estimated Detection Limit: This value represents the level to which target analyte concentrations are reported as estimated values, when those target analyte concentrations are quantified below the reporting limit (RL). The EDL includes any adjustments from dilutions, concentrations or moisture content, where applicable. The use of EDLs is specific to the analysis of PAHs using Solid-Phase Microextraction (SPME).
EPA	- Environmental Protection Agency.
LCS	- Laboratory Control Sample: A sample matrix, free from the analytes of interest, spiked with verified known amounts of analytes or a material containing known and verified amounts of analytes.
LCSD	- Laboratory Control Sample Duplicate: Refer to LCS.
LFB	- Laboratory Fortified Blank: A sample matrix, free from the analytes of interest, spiked with verified known amounts of analytes or a material containing known and verified amounts of analytes.
MDL	- Method Detection Limit: This value represents the level to which target analyte concentrations are reported as estimated values, when those target analyte concentrations are quantified below the reporting limit (RL). The MDL includes any adjustments from dilutions, concentrations or moisture content, where applicable.
MS	- Matrix Spike Sample: A sample prepared by adding a known mass of target analyte to a specified amount of matrix sample for which an independent estimate of target analyte concentration is available.
MSD	- Matrix Spike Sample Duplicate: Refer to MS.
NA	- Not Applicable.
NC	- Not Calculated: Term is utilized when one or more of the results utilized in the calculation are non-detect at the parameter's reporting unit.
NDPA/DPA	- N-Nitrosodiphenylamine/Diphenylamine.
NI	- Not Ignitable.
NP	- Non-Plastic: Term is utilized for the analysis of Atterberg Limits in soil.
RL	- Reporting Limit: The value at which an instrument can accurately measure an analyte at a specific concentration. The RL includes any adjustments from dilutions, concentrations or moisture content, where applicable.
RPD	- Relative Percent Difference: The results from matrix and/or matrix spike duplicates are primarily designed to assess the precision of analytical results in a given matrix and are expressed as relative percent difference (RPD). Values which are less than five times the reporting limit for any individual parameter are evaluated by utilizing the absolute difference between the values; although the RPD value will be provided in the report.
SRM	- Standard Reference Material: A reference sample of a known or certified value that is of the same or similar matrix as the associated field samples.
STLP	- Semi-dynamic Tank Leaching Procedure per EPA Method 1315.
TIC	- Tentatively Identified Compound: A compound that has been identified to be present and is not part of the target compound list (TCL) for the method and/or program. All TICs are qualitatively identified and reported as estimated concentrations.

Footnotes

1	- The reference for this analyte should be considered modified since this analyte is absent from the target analyte list of the original method.

Terms

Analytical Method: Both the document from which the method originates and the analytical reference method. (Example: EPA 8260B is shown as 1,8260B.) The codes for the reference method documents are provided in the References section of the Addendum.

Final pH: As it pertains to Sample Receipt & Container Information section of the report, Final pH reflects pH of container determined after adjustment at the laboratory, if applicable. If no adjustment required, value reflects Initial pH.

Frozen Date/Time: With respect to Volatile Organics in soil, Frozen Date/Time reflects the date/time at which associated Reagent Water-preserved vials were initially frozen. Note: If frozen date/time is beyond 48 hours from sample collection, value will be reflected in 'bold'.

Initial pH: As it pertains to Sample Receipt & Container Information section of the report, Initial pH reflects pH of container determined upon receipt, if applicable.

Total: With respect to Organic analyses, a 'Total' result is defined as the summation of results for individual isomers or Aroclors. If a 'Total' result is requested, the results of its individual components will also be reported. This is applicable to 'Total' results for methods 8260, 8081 and 8082.

Data Qualifiers

A	- Spectra identified as "Aldol Condensation Product".
B	- The analyte was detected above the reporting limit in the associated method blank. Flag only applies to associated field samples that have detectable concentrations of the analyte at less than ten times (10x) the concentration found in the blank. For MCP-related

Report Format: DU Report with 'J' Qualifiers

Project Name:	GOULDS PUMPS, COBALT SITE	**Lab Number:**	L1744817
Project Number:	01257CBT.2017	**Report Date:**	12/18/17

Data Qualifiers

projects, flag only applies to associated field samples that have detectable concentrations of the analyte at less than ten times (10x) the concentration found in the blank. For DOD-related projects, flag only applies to associated field samples that have detectable concentrations of the analyte at less than ten times (10x) the concentration found in the blank AND the analyte was detected above one-half the reporting limit (or above the reporting limit for common lab contaminants) in the associated method blank. For NJ-Air-related projects, flag only applies to associated field samples that have detectable concentrations of the analyte above the reporting limit. For NJ-related projects (excluding Air), flag only applies to associated field samples that have detectable concentrations of the analyte, which was detected above the reporting limit in the associated method blank or above five times the reporting limit for common lab contaminants (Phthalates, Acetone, Methylene Chloride, 2-Butanone).

C - Co-elution: The target analyte co-elutes with a known lab standard (i.e. surrogate, internal standards, etc.) for co-extracted analyses.

D - Concentration of analyte was quantified from diluted analysis. Flag only applies to field samples that have detectable concentrations of the analyte.

E - Concentration of analyte exceeds the range of the calibration curve and/or linear range of the instrument.

G - The concentration may be biased high due to matrix interferences (i.e, co-elution) with non-target compound(s). The result should be considered estimated.

H - The analysis of pH was performed beyond the regulatory-required holding time of 15 minutes from the time of sample collection.

I - The lower value for the two columns has been reported due to obvious interference.

M - Reporting Limit (RL) exceeds the MCP CAM Reporting Limit for this analyte.

NJ - Presumptive evidence of compound. This represents an estimated concentration for Tentatively Identified Compounds (TICs), where the identification is based on a mass spectral library search.

P - The RPD between the results for the two columns exceeds the method-specified criteria.

Q - The quality control sample exceeds the associated acceptance criteria. For DOD-related projects, LCS and/or Continuing Calibration Standard exceedences are also qualified on all associated sample results. Note: This flag is not applicable for matrix spike recoveries when the sample concentration is greater than 4x the spike added or for batch duplicate RPD when the sample concentrations are less than 5x the RL. (Metals only.)

R - Analytical results are from sample re-analysis.

RE - Analytical results are from sample re-extraction.

S - Analytical results are from modified screening analysis.

J - Estimated value. The Target analyte concentration is below the quantitation limit (RL), but above the Method Detection Limit (MDL) or Estimated Detection Limit (EDL) for SPME-related analyses. This represents an estimated concentration for Tentatively Identified Compounds (TICs).

ND - Not detected at the method detection limit (MDL) for the sample, or estimated detection limit (EDL) for SPME-related analyses.

Report Format: DU Report with 'J' Qualifiers

Project Name:	GOULDS PUMPS, COBALT SITE	**Lab Number:**	L1744817
Project Number:	01257CBT.2017	**Report Date:**	12/18/17

REFERENCES

1 Test Methods for Evaluating Solid Waste: Physical/Chemical Methods. EPA SW-846. Third Edition. Updates I - IV, 2007.

LIMITATION OF LIABILITIES

Alpha Analytical performs services with reasonable care and diligence normal to the analytical testing laboratory industry. In the event of an error, the sole and exclusive responsibility of Alpha Analytical shall be to re-perform the work at it's own expense. In no event shall Alpha Analytical be held liable for any incidental, consequential or special damages, including but not limited to, damages in any way connected with the use of, interpretation of, information or analysis provided by Alpha Analytical.

We strongly urge our clients to comply with EPA protocol regarding sample volume, preservation, cooling, containers, sampling procedures, holding time and splitting of samples in the field.

Certification Information

The following analytes are not included in our Primary NELAP Scope of Accreditation:

Westborough Facility
EPA 624: m/p-xylene, o-xylene
EPA 8260C: NPW: 1,2,4,5-Tetramethylbenzene; 4-Ethyltoluene, Azobenzene; SCM: Iodomethane (methyl iodide), Methyl methacrylate, 1,2,4,5-Tetramethylbenzene; 4-Ethyltoluene.
EPA 8270D: NPW: Dimethylnaphthalene,1,4-Diphenylhydrazine; SCM: Dimethylnaphthalene,1,4-Diphenylhydrazine.
EPA 300: DW: Bromide
EPA 6860: NPW and SCM: Perchlorate
EPA 9010: NPW and SCM: Amenable Cyanide Distillation
EPA 9012B: NPW: Total Cyanide
EPA 9050A: NPW: Specific Conductance
SM3500: NPW: Ferrous Iron
SM4500: NPW: Amenable Cyanide, Dissolved Oxygen; SCM: Total Phosphorus, TKN, NO2, NO3.
SM5310C: DW: Dissolved Organic Carbon

Mansfield Facility
SM 2540D: TSS
EPA 3005A NPW
EPA 8082A: NPW: PCB: 1, 5, 31, 87,101, 110, 141, 151, 153, 180, 183, 187.
EPA TO-15: Halothane, 2,4,4-Trimethyl-2-pentene, 2,4,4-Trimethyl-1-pentene, Thiophene, 2-Methylthiophene, 3-Methylthiophene, 2-Ethylthiophene, 1,2,3-Trimethylbenzene, Indan, Indene, 1,2,4,5-Tetramethylbenzene, Benzothiophene, 1-Methylnaphthalene.
Biological Tissue Matrix: EPA 3050B

The following analytes are included in our Massachusetts DEP Scope of Accreditation

Westborough Facility:

Drinking Water
EPA 300.0: Nitrate-N, Fluoride, Sulfate; **EPA 353.2**: Nitrate-N, Nitrite-N; **SM4500NO3-F**: Nitrate-N, Nitrite-N; **SM4500F-C, SM4500CN-CE, EPA 180.1, SM2130B, SM4500Cl-D, SM2320B, SM2540C, SM4500H-B**
EPA 332: Perchlorate; **EPA 524.2:** THMs and VOCs; **EPA 504.1:** EDB, DBCP.
Microbiology: **SM9215B; SM9223-P/A, SM9223B-Colilert-QT,SM9222D**.

Non-Potable Water
SM4500H,B, EPA 120.1, SM2510B, SM2540C, SM2320B, SM4500CL-E, SM4500F-BC, SM4500NH3-BH, **EPA 350.1**: Ammonia-N, **LACHAT 10-107-06-1-B**: Ammonia-N, **SM4500NO3-F, EPA 353.2**: Nitrate-N**, EPA 351.1, SM4500P-E, SM4500P-B, E, SM4500SO4-E, SM5220D, EPA 410.4, SM5210B, SM5310C, SM4500CL-D, EPA 1664, EPA 420.1, SM4500-CN-CE, SM2540D.**
EPA 624: Volatile Halocarbons & Aromatics,
EPA 608: Chlordane, Toxaphene, Aldrin, alpha-BHC, beta-BHC, gamma-BHC, delta-BHC, Dieldrin, DDD, DDE, DDT, Endosulfan I, Endosulfan II, Endosulfan sulfate, Endrin, Endrin Aldehyde, Heptachlor, Heptachlor Epoxide, PCBs
EPA 625: SVOC (Acid/Base/Neutral Extractables), **EPA 600/4-81-045**: PCB-Oil.
Microbiology: **SM9223B-Colilert-QT; Enterolert-QT, SM9221E.**

Mansfield Facility:

Drinking Water
EPA 200.7: Ba, Be, Cd, Cr, Cu, Ni, Na, Ca. **EPA 200.8:** Sb, As, Ba, Be, Cd, Cr, Cu, Pb, Ni, Se, TL. **EPA 245.1** Hg.

Non-Potable Water
EPA 200.7: Al, Sb, As, Be, Cd, Ca, Cr, Co, Cu, Fe, Pb, Mg, Mn, Mo, Ni, K, Se, Ag, Na, Sr, TL, Ti, V, Zn.
EPA 200.8: Al, Sb, As, Be, Cd, Cr, Cu, Pb, Mn, Ni, Se, Ag, TL, Zn.
EPA 245.1 Hg.
SM2340B

For a complete listing of analytes and methods, please contact your Alpha Project Manager.

ALPHA

NEW YORK CHAIN OF CUSTODY

Westborough, MA 01581
8 Walkup Dr.
TEL: 508-898-9220
FAX: 508-898-9193

Mansfield, MA 02048
320 Forbes Blvd
TEL: 508-822-9300
FAX: 508-822-3288

Service Centers
Mahwah, NJ 07430: 35 Whitney Rd, Suite 5
Albany, NY 12205: 14 Walker Way
Tonawanda, NY 14150: 275 Cooper Ave, Suite 105

Page 1 of 2

Date Rec'd in Lab: 12-7-17

ALPHA Job #: L1744817

Client Information
Client: Arcadis
Address: 855 Route 146 Suite 210, Clifton Park, NY
Phone: (518) 250-7300
Fax:
Email: Elias.Moskal@arcadis.com

Project Information
Project Name: Goulds Pumps, Cobalt Site
Project Location: Seneca Falls, NY
Project #: 01257CBT.2017
(Use Project name as Project #) ☐
Project Manager: Elias Moskal
ALPHAQuote #:

Turn-Around Time
Standard ☒ Due Date:
Rush (only if pre approved) ☐ # of Days:

Deliverables
☒ ~~ASP-A~~ ☒ ASP-B
☒ EQuIS (1 File) ☐ EQuIS (4 File)
☒ Other

Billing Information
☒ Same as Client Info
PO #

Regulatory Requirement
☐ NY TOGS ☐ NY Part 375
☐ AWQ Standards ☐ NY CP-51
☐ NY Restricted Use ☒ Other
☐ NY Unrestricted Use
☐ NYC Sewer Discharge

Disposal Site Information
Please identify below location of applicable disposal facilities.
Disposal Facility:
☐ NJ ☒ ~~NY~~
☐ Other:

These samples have been previously analyzed by Alpha ☒

Other project specific requirements/comments:
Please analyze and report in the same way as April 2017

Please specify Metals or TAL.

Sample Filtration
☐ Done
☒ Lab to do
Preservation
☐ Lab to do
(Please Specify below)

ALPHA Lab ID (Lab Use Only)	Sample ID	Collection Date	Collection Time	Sample Matrix	Sampler's Initials	NYTCL-8082	NYTCL-8260	Sample Specific Comments	Total Bottle
44817-01	MW-36	12/5/17	0920	GW	AT	2	3		5
-02	TW-BRW-01S		1535		AT	2	3	Sasin "Snake"	5
-03	MW-24S		1340		AT	2	3		5
-04	MW-26S		1055		AT	2	2		4
-05	MW-35		0827		AG	2	3		5
-06	TW/BRW-01R		1531		AG	2	3		5
-06	TW/BRW-01R MS		1531		AG	2	3		5
-06	TW/BRW-01R MSD		1531		AG	2	3		5
-07	MW-18SR		1342		AG	2	3		5
-08	DUP-MW-X		—		AG	2	2		4

Container Type: A/X A/X
Preservative: A/B A/B

Preservative Code:
A = None
B = HCl
C = HNO_3
D = H_2SO_4
E = NaOH
F = MeOH
G = $NaHSO_4$
H = $Na_2S_2O_3$
K/E = Zn Ac/NaOH
O = Other

Container Code
P = Plastic
A = Amber Glass
V = Vial
G = Glass
B = Bacteria Cup
C = Cube
O = Other
E = Encore
D = BOD Bottle

Westboro: Certification No: MA935
Mansfield: Certification No: MA015

Relinquished By:	Date/Time	Received By:	Date/Time
Andrew Gibson / Arcadis	12/6/17 1435		12/6/17 14:35
			12/7/17 0825

Please print clearly, legibly and completely. Samples can not be logged in and turnaround time clock will not start until any ambiguities are resolved. BY EXECUTING THIS COC, THE CLIENT HAS READ AND AGREES TO BE BOUND BY ALPHA'S TERMS & CONDITIONS. (See reverse side.)

Form No: 01-25 HC (rev. 30-Sept-2013)

NEW YORK CHAIN OF CUSTODY

ALPHA ANALYTICAL

Westborough, MA 01581
8 Walkup Dr.
TEL: 508-898-9220
FAX: 508-898-9193

Mansfield, MA 02048
320 Forbes Blvd
TEL: 508-822-9300
FAX: 508-822-3288

Service Centers
Mahwah, NJ 07430: 35 Whitney Rd, Suite 5
Albany, NY 12205: 14 Walker Way
Tonawanda, NY 14150: 275 Cooper Ave, Suite 105

Page 2 of 2

Date Rec'd in Lab: 12-7-17

ALPHA Job #: L1744817

Client Information

Client: Arcadis
Address: 855 Route 146 Suite 210, Clifton Park, NY
Phone: (518) 250-7300
Fax:
Email: Elias.Moskal@arcadis.com

Project Information

Project Name: Goulds Pumps, Cobalt Site
Project Location: Seneca Falls, NY
Project #: 01257CBT.2017
(Use Project name as Project #) ☐
Project Manager: Elias Moskal
ALPHAQuote #:

Turn-Around Time

Standard ☒ Due Date:
Rush (only if pre approved) ☐ # of Days:

Deliverables

☒ ~~ASP-A~~ ☒ ASP-B
☒ EQuIS (1 File) ☐ EQuIS (4 File)
☒ Other

Regulatory Requirement

☐ NY TOGS ☐ NY Part 375
☐ AWQ Standards ☐ NY CP-51
☐ NY Restricted Use ☒ Other
☐ NY Unrestricted Use
☐ NYC Sewer Discharge

Billing Information

☒ Same as Client Info
PO #

Disposal Site Information

Please identify below location of applicable disposal facilities.

Disposal Facility:
☐ NJ ☒ ~~NY~~
☐ Other:

These samples have been previously analyzed by Alpha ☐

Other project specific requirements/comments:

Please Analyze and report in the same way as April 2017

Please specify Metals or TAL.

Sample Filtration
☐ Done
☒ Lab to do
Preservation
☐ Lab to do
(Please Specify below)

ALPHA Lab ID (Lab Use Only)	Sample ID	Collection Date	Collection Time	Sample Matrix	Sampler's Initials	ANALYSIS: NYTCL-8082	ANALYSIS: NYTCL-8260	Sample Specific Comments	Total Bottle
44817-09	MW-19SR	12/5/17	1047	GW	AG	2	3		5
-10	MW-34	12/5/17	1203	GW	AG	2	3		5
-11	Field Blank	12/5/17	1410	W	AG	2	3		5
	Trip Blank	12/6/17	—	W	—		2		2

Container Type
Preservative

Preservative Code:
A = None
B = HCl
C = HNO_3
D = H_2SO_4
E = NaOH
F = MeOH
G = $NaHSO_4$
H = $Na_2S_2O_3$
K/E = Zn Ac/NaOH
O = Other

Container Code
P = Plastic
A = Amber Glass
V = Vial
G = Glass
B = Bacteria Cup
C = Cube
O = Other
E = Encore
D = BOD Bottle

Westboro: Certification No: MA935
Mansfield: Certification No: MA015

Relinquished By:	Date/Time	Received By:	Date/Time
Amber Gibson/Arcadis	12/6/17 1435	[illegible]	12/6/17 14:35
		[illegible]	12/7/17 0285

Please print clearly, legibly and completely. Samples can not be logged in and turnaround time clock will not start until any ambiguities are resolved. BY EXECUTING THIS COC, THE CLIENT HAS READ AND AGREES TO BE BOUND BY ALPHA'S TERMS & CONDITIONS. (See reverse side.)

Form No: 01-25 HC (rev. 30-Sept-2013)

Data Validation Services

120 Cobble Creek Road P.O. Box 208
North Creek, NY 12853

Phone 518-251-4429
harry@frontiernet.net

March 5, 2018

Elias Moskal
ARCADIS, Inc.
855 Route 146 Suite 210
Clifton Park, NY 12065

RE: Validation of the ITT Goulds Cobalt Site Sample Analytical Laboratory Data
Data Usability Summary Report (DUSR)
Alpha SDG Nos. L1744817

Dear Mr. Moskal:

Review has been completed for the data package generated by Alpha Analytical that pertains to aqueous samples collected 12/05/17 at the ITT Goulds Cobalt site. Nine samples and a field duplicate were analyzed for Target Compound List (TCL) volatiles, volatile Tentatively Identified Compounds (TICs), and TCL Aroclor PCBs. A field blank was also processed. The analytical methodologies are those of the USEPA SW846 methods 8260C and 8082A.

The data packages submitted contain full deliverables for validation, and this DUSR is generated from review of the summary form information, with review of sample raw data, and limited review of associated QC raw data. The reported summary forms have been reviewed for application of validation qualifiers, using guidance from the USEPA Region 2 validation SOPs HW-24 and HW-27, the specific laboratory methodology, and professional judgment, as affect the usability of the data. The following items were reviewed:

* Data Completeness
* Case Narrative
* Custody Documentation
* Holding Times
* Surrogate and Internal Standard Recoveries
* Method and Preparation Blanks
* Blind Field Duplicate Correlations
* Laboratory Control Samples (LCSs)
* Instrumental Tunes
* Initial and Continuing Calibration Standards
* Method Compliance
* Sample Result Verification

The data review includes evaluation of the specific items noted in The NYS DER-10 Appendix B section 2.0 (c) DUSR description. The items listed above that show deficiencies are discussed within the text of this narrative. The laboratory QC forms illustrating the excursions can be found within the laboratory data package.

Those items showing deficiencies are discussed in the following sections of this report. All others were found to be acceptable as outlined in the above-mentioned validation procedures, and as applicable for the methodology. Unless noted specifically in the following text, reported results are substantiated by the raw data, and generated in compliance with project requirements.

In summary, most of the sample results are usable either as reported or with minor qualification/edit. However, due to limited sample volume, the reporting limits for MW-26S and the field duplicate are tenfold higher than expected, and those limits may not be usable for project goals.

Otherwise, data completeness, accuracy, precision, reproducibility, and comparability are acceptable

The client and laboratory sample identifications are attached to this text. Also included in this report are the validation qualifier definitions, and the client EQuIS EDD, qualified to reflect the qualifications/edits recommended in this report.

Chain-of-Custody/Sample Receipt

The trip blank was entered onto the custody form, and the login form states that all samples noted on the custody were received, but the trip blank was not analyzed or reported.

The preservation was noted only on one of the two custody forms.

Neither custody form shows final relinquish entries.

A discrepancy between custody and container identification was resolved at sample receipt.

Blind Field Duplicate Correlation

The field duplicate correlations of MW-35 are within validation guidelines.

TCL Volatile Analyses by USEPA Method 8260C

Although screened at the laboratory, MW-26S and DUP-MW-X were processed at tenfold dilution, and showed no target analyte detections or matrix inteferences. No third vial was available, and the previously used vials produce no usable data due to the headspace created initially. Therefore, the results of those samples on the EDD have been edited to reflect the tenfold dilutions, and the subsequent tenfold higher reporting limits. These limits fall above the desired groundwater standards for some analytes.

Sample surrogate and internal standard recoveries are within acceptance ranges.

Matrix spike accuracy and precision evaluations were performed on TW/BRW-01R. Recoveries and duplicate correlations are within the validation guidelines, with the exception of those for bromomethane (38%; 35%RPD) and 1,2,3-trichlorobenzene (58%; 33%RPD). The results for those compounds in the parent sample have been qualified as estimated in value.

Calibration standards show responses within the validation guidelines, with the following exception, results for which are qualified as estimated in the indicated samples:

- Chloromethane, vinyl chloride, bromomethane, and cyclohexane (22%D to 47%D) in MW-24S, MW-34, MW-35, MW-36, MW-18SR, and MW-19SR

- Bromomethane (21%D) In TW/BRW-01S, TW/BRW-01R, MW-26S, DUP-MW-X, and Field Blank

Tentatively Identified Compounds (TICs) present in the samples have been removed from consideration as sample components due to presence in the associated field blank.

TCL PCB Analyses by USEPA Method 8082A

Matrix spike accuracy and precision evaluations were performed for Aroclor mixtures 1016 and 1260 on TW-BRW-01R. Recoveries and duplicate correlations are within the recommended ranges and limits.

The result for Aroclor 1254 in TW-BRW-01S is qualified as estimated due to the poor pattern match.

Holding time requirements were met, and the blanks show no contamination. Surrogate standard recoveries are within acceptance ranges.

Calibration standards show responses within the USEPA analytical and validation guidelines.

Please do not hesitate to contact me if questions or comments arise during your review of this report.

Very truly yours,

Judy Harry

Att: Validation Qualifier Definitions
Sample Identifications
Qualified EQuIS EDD

VALIDATION DATA QUALIFIER DEFINITIONS

U	The analyte was analyzed for, but was not detected above the level of the associated reported quantitation limit.
J	The analyte was positively identified; the associated numerical value is an approximate concentration of the analyte in the sample.
J-	The analyte was positively identified; the associated numerical value is an estimated quantity that may be biased low.
J+	The analyte was positively identified; the associated numerical value is an estimated quantity that may be biased high.
UJ	The analyte was analyzed for, but was not detected. The associated reported quantitation limit is approximate and may be inaccurate or imprecise.
NJ	The detection is tentative in identification and estimated in value. Although there is presumptive evidence of the analyte, the result should be used with caution as a potential false positive and/or elevated quantitative value.
R	The data are unusable. The sample results are rejected due to serious deficiencies in meeting Quality Control limits. The analyte may or may not be present.
EMPC	The results do not meet all criteria for a confirmed identification. The quantitative value represents the Estimated Maximum Possible Concentration of the analyte in the sample.

Client and Laboratory Sample IDs

Project Name: GOULDS PUMPS, COBALT SITE
Project Number: 01257CBT.2017

Lab Number: L1744817
Report Date: 12/18/17

Alpha Sample ID	Client ID	Matrix	Sample Location	Collection Date/Time	Receive Date
L1744817-01	MW-36	WATER	SENECA FALLS, NY	12/05/17 09:20	12/06/17
L1744817-02	TW-BRW-01S	WATER	SENECA FALLS, NY	12/05/17 15:35	12/06/17
L1744817-03	MW-24S	WATER	SENECA FALLS, NY	12/05/17 13:40	12/06/17
L1744817-04	MW-26S	WATER	SENECA FALLS, NY	12/05/17 10:55	12/06/17
L1744817-05	MW-35	WATER	SENECA FALLS, NY	12/05/17 08:27	12/06/17
L1744817-06	TW/BRW-01R	WATER	SENECA FALLS, NY	12/05/17 15:31	12/06/17
L1744817-07	MW-18SR	WATER	SENECA FALLS, NY	12/05/17 13:42	12/06/17
L1744817-08	DUP-MW-X	WATER	SENECA FALLS, NY	12/05/17 00:00	12/06/17
L1744817-09	MW-19SR	WATER	SENECA FALLS, NY	12/05/17 10:47	12/06/17
L1744817-10	MW-34	WATER	SENECA FALLS, NY	12/05/17 12:03	12/06/17
L1744817-11	FIELD BLANK	WATER	SENECA FALLS, NY	12/05/17 14:10	12/06/17

APPENDIX B

NYSDEC Certifications

Enclosure 2

NEW YORK STATE DEPARTMENT OF ENVIRONMENTAL CONSERVATION

Site Management Periodic Review Report Notice

Institutional and Engineering Controls Certification Form

Site Details **Box 1**

Site No. **C850012**

Site Name Goulds Pumps Cobalt Site

Site Address: 240 Fall Street Zip Code: 13148
City/Town: Seneca Falls
County: Seneca
Site Acreage: 11.4

Reporting Period: ~~May 31,~~ 2017 to May 31, 2018
June 1

	YES	NO
1. Is the information above correct?	☐	☑
If NO, include handwritten above or on a separate sheet.		
2. Has some or all of the site property been sold, subdivided, merged, or undergone a tax map amendment during this Reporting Period?	☐	☑
3. Has there been any change of use at the site during this Reporting Period (see 6NYCRR 375-1.11(d))?	☐	☑
4. Have any federal, state, and/or local permits (e.g., building, discharge) been issued for or at the property during this Reporting Period?	☐	☑
If you answered YES to questions 2 thru 4, include documentation or evidence that documentation has been previously submitted with this certification form.		
5. Is the site currently undergoing development?	☐	☑

Box 2

	YES	NO
6. Is the current site use consistent with the use(s) listed below? Industrial	☑	☐
7. Are all ICs/ECs in place and functioning as designed?	☑	☐

IF THE ANSWER TO EITHER QUESTION 6 OR 7 IS NO, sign and date below and DO NOT COMPLETE THE REST OF THIS FORM. Otherwise continue.

A Corrective Measures Work Plan must be submitted along with this form to address these issues.

Signature of Owner, Remedial Party or Designated Representative Date

Box 2A

	YES	NO
8. Has any new information revealed that assumptions made in the Qualitative Exposure Assessment regarding offsite contamination are no longer valid?	☐	☑
If you answered YES to question 8, include documentation or evidence that documentation has been previously submitted with this certification form.		
9. Are the assumptions in the Qualitative Exposure Assessment still valid? (The Qualitative Exposure Assessment must be certified every five years)	☑	☐
If you answered NO to question 9, the Periodic Review Report must include an updated Qualitative Exposure Assessment based on the new assumptions.		

SITE NO. C850012 **Box 3**

Description of Institutional Controls

Parcel	Owner	Institutional Control
09-01-4.11	Goulds Pumps Administration, Inc.	Ground Water Use Restriction Soil Management Plan Landuse Restriction Monitoring Plan Site Management Plan IC/EC Plan

Institutional Control: Imposition of an institutional control in the form of an environmental easement for the controlled property that:
* Requires the remedial party or site owner to complete and submit to the Department a periodic certification of institutional and engineering controls in accordance with Part 375-1.8 (h)(3);
* Allows the use and development of the controlled property for industrial use as defined by Part 375-1.8(g), although land use is subject to local zoning laws;
* Restricts the use of groundwater as a source of potable or process water, without necessary water quality treatment as determined by the NYSDOH or County DOH;
* Requires compliance with the Department approved Site Management Plan.

Box 4

Description of Engineering Controls

Parcel	Engineering Control
09-01-4.11	Cover System

Cover System: A site cover system will be required to allow for industrial use of the site. The cover system will consist either of the structures such as buildings, pavement, sidewalks comprising the site development or a soil/fill material cover in areas where the upper one foot of exposed surface soil will exceed the applicable soil cleanup objectives (SCOs). Where the cover system is required it will be a minimum of one foot of soil/fill material, meeting the SCOs for cover material as set forth in 6 NYCRR Part 375-6.7(d) for industrial use. If a vegetation layer is needed the upper six inches of the soil of the cover system will be of sufficient quality to maintain the vegetation layer.Any soil/fill material brought to the site will meet the requirements for the identified site use as set forth in 6 NYCRR Part 375-6.7(d).

Periodic Review Report (PRR) Certification Statements

1. I certify by checking "YES" below that:

   a) the Periodic Review report and all attachments were prepared under the direction of, and reviewed by, the party making the certification;

   b) to the best of my knowledge and belief, the work and conclusions described in this certification are in accordance with the requirements of the site remedial program, and generally accepted engineering practices; and the information presented is accurate and compete.

YES	NO
☑	☐

2. If this site has an IC/EC Plan (or equivalent as required in the Decision Document), for each Institutional or Engineering control listed in Boxes 3 and/or 4, I certify by checking "YES" below that all of the following statements are true:

   (a) the Institutional Control and/or Engineering Control(s) employed at this site is unchanged since the date that the Control was put in-place, or was last approved by the Department;

   (b) nothing has occurred that would impair the ability of such Control, to protect public health and the environment;

   (c) access to the site will continue to be provided to the Department, to evaluate the remedy, including access to evaluate the continued maintenance of this Control;

   (d) nothing has occurred that would constitute a violation or failure to comply with the Site Management Plan for this Control; and

   (e) if a financial assurance mechanism is required by the oversight document for the site, the mechanism remains valid and sufficient for its intended purpose established in the document.

YES	NO
☑	☐

IF THE ANSWER TO QUESTION 2 IS NO, sign and date below and DO NOT COMPLETE THE REST OF THIS FORM. Otherwise continue.

A Corrective Measures Work Plan must be submitted along with this form to address these issues.

Signature of Owner, Remedial Party or Designated Representative _____ Date _____

IC CERTIFICATIONS
SITE NO. C850012

Box 6

SITE OWNER OR DESIGNATED REPRESENTATIVE SIGNATURE

I certify that all information and statements in Boxes 1,2, and 3 are true. I understand that a false statement made herein is punishable as a Class "A" misdemeanor, pursuant to Section 210.45 of the Penal Law.

I Jeff Stanek at 56 Technology Dr., Irvine, CA 92618,
print name print business address

am certifying as Remedial Party (Owner or Remedial Party)

for the Site named in the Site Details Section of this form.

Jeff Stanek 4/26/18
Signature of Owner, Remedial Party, or Designated Representative Rendering Certification Date

IC/EC CERTIFICATIONS

Box 7

Professional Engineer Signature

I certify that all information in Boxes 4 and 5 are true. I understand that a false statement made herein is punishable as a Class "A" misdemeanor, pursuant to Section 210.45 of the Penal Law.

I MATTHEW YONKIN at 855 ROUTE 146, SUITE 210, CLIFTON PARK, NY 12065

print name — print business address

am certifying as a Professional Engineer for the REMEDIAL PARTY (Owner or Remedial Party)

STATE OF NEW YORK ★ MATTHEW CHARLES YONKIN ★ 076954 LICENSED PROFESSIONAL ENGINEER

Signature of Professional Engineer, for the Owner or Remedial Party, Rendering Certification

Stamp (Required for PE)

6/22/18
Date

Arcadis of New York, Inc.

855 Route 146

Suite 210

Clifton Park, New York 12065

Tel 518 250 7300

Fax 518 250 7301

www.arcadis.com