Periodic Review Report

Reporting Period April 17, 2025 to April 17, 2026

Oregon Road Site
BCP Site No. C905045
Olean, New York

May 2026

Prepared for:

Homer Street Properties, LLC

Prepared by:

Roux Environmental Engineering and Geology, D.P.C.
2558 Hamburg Turnpike, Suite 300
Buffalo, NY 14218

4343.0001B000/R

Environmental Consulting
& Management
+1.800.322.ROUX
rouxinc.com

Table of Contents

1. Introduction 1
   1.1 Site Background 1
   1.2 Purpose/Scope 2
2. Site Overview 3
   2.1 Remedial Action Activities 3
      2.1.1 Grossly Contaminated Soil (GCS) Excavation Activities 3
      2.1.2 SVOC-Impacted Non-hazardous Soil/Fill 4
      2.1.3 PFAS-Impacted Soil/Fill Stabilization 4
      2.1.4 Additional Materials Removal – Subsurface Piping 4
      2.1.5 PlumeStop Liquid Activated Carbon Application 5
      2.1.6 Groundwater Monitoring 5
3. Site Management Plan 6
   3.1 IC/EC Plan 6
      3.1.1 Institutional Controls 6
      3.1.2 Engineering Controls 6
      3.1.3 Site Inspection & IC/EC Compliance 6
   3.2 Monitoring and Sampling Plan 6
      3.2.1 Groundwater Sampling and Analysis 7
         3.2.1.1 Groundwater Elevations 7
         3.2.1.2 Analytical Data 7
      3.2.2 Site-Wide Inspection - Cover System Monitoring 8
4. Conclusions and Recommendations 10
   4.1 Conclusions 10
   4.2 Recommendations 10
5. Declaration/Limitation 11
6. References 12

Tables

1. Summary of Groundwater Analytical Data (2011-2025)
2. Summary of Groundwater Elevations

Figures

1. Site Location and Vicinity Map
2. Site Plan (Pre-Remedial Action)
3. Site Plan (Post-Remediation)
4. Tax Map
5. Groundwater Isopotential Map (July 2025)

Table of Contents (Cont'd)

6. Site Cover System

Appendices

A. IC/EC Certification Form
B. Site Photographic Log
C. Groundwater Sampling Field Forms, Analytical Data, and DUSR

1. Introduction

Roux Environmental Engineering & Geology, D.P.C. (Roux)[1] has prepared this Periodic Review Report (PRR) on behalf of Homer Street Properties, LLC (HSP) (Owner) to summarize the post-remedial status of New York State Department of Environmental Conservation (NYSDEC) Brownfield Cleanup Program (BCP) Site No. C905045 located in Olean, Cattaraugus County, New York (Site; see Figure 1).

This PRR has been prepared for the Site in accordance with NYSDEC DER-10/Technical Guidance for Site Investigation and Remediation (Ref. 1). Appendix A includes the NYSDEC's Institutional and Engineering Controls (IC/EC) Certification Form completed for the Site.

This PRR has been completed for the post-remedial activities at the Site for the period April 17, 2025 to April 17, 2026. The annual Site inspection was completed by Roux on April 9, 2026.

1.1 Site Background

The Oregon Road Site was originally developed in the 1890s to early 1900s for the oil industry and used as a petroleum storage tank farm. The Site appears to be the ExxonMobil Legacy Site (EMLS) Works #3 area, identified as Socony Vacuum and Felmont Oil. Based on historical records, tanks appear to have been removed in the 1960s. Since that time, the Site has been vacant, undeveloped land. However, numerous underground pipes remained on-Site, the majority of which were removed during remedial activities. Additionally, an abandoned pipeline originally owned by Buckeye Oil Company traversed the eastern portion of the Site which was removed during remedial activities.

Homer Street Properties, LLC (HSP) entered into a Brownfield Cleanup Agreement (BCA) (BCP Site No. C905045) with the NYSDEC on December 1, 2016 (Index No. C905045-10-16) to investigate and remediate the original approximate 24.65-acre Oregon Road parcel (SBL No. 94.001-2-13.2) located in Olean, Cattaraugus County, New York. In October 2018, HSP submitted a BCP application amendment to add the south adjacent 3.65-acre Homer Street Extension (SBL No. 94.001-2-13.8) to the BCP Site and remove an approximate 3.73-acre portion of the Oregon Road parcel on the western side of the BCP site due to steep topography and heavily wooded land, which renders this portion of the parcel undevelopable. The BCP amendment was accepted by the Department on April 12, 2019. Therefore, the "BCP Site" or "Site" referenced through this report refers to the approximate 24.57-acre area shown on Figure 1 and 2.

A Purchase and Sale Agreement between Homer Street Properties, LLC and State and Union, LLC was signed July 6, 2023 for the 3.65-acre portion of BPC Site referred to as the Homer Street Extension (Tax Map/Parcel No. 94.001-2-13.8). A Warranty Deed from HSP to State and Union, LLC dated February 15, 2024 was recorded in the Cattaraugus County Clerk's Office on February

[1] Formerly Benchmark Civil/Environmental Engineering & Geology, PLLC (Benchmark) and TurnKey Environmental Restoration, LLC (TurnKey).

20, 2024 by Instrument Number 202402387. The Advance Notification of Site Change of Use, Transfer of Certification of Completion, and/or Ownership (Notice) was recorded in the Cattaraugus County Clerk's Office on February 20, 2024 by Instrument Number 202402388. The Notice, Warranty Deed, and contact information for the new Certificate of Completion (COC) holder were submitted to NYSDEC on February 22, 2024 and acknowledged by NYSDEC on February 29, 2024. HSP will perform the groundwater monitoring for both properties through February 15, 2029. State and Union, LLC will be responsible for groundwater monitoring thereafter. A single PRR will be submitted for the BCP Site.

1.2 Purpose/Scope

The Site Management Plan (SMP) requires, among other things, periodic inspection, and certification that the IC/ECs implemented at the Site remain in place and are functioning as designed. This PRR serves that purpose as well as documenting post-remedial actions taken since the COC was issued on December 17, 2021.

2. Site Overview

The Site is in the County of Cattaraugus, City/Town of Olean, New York and contains the following parcels located at the northwest corner of Oregon Road and Homer Street (Refer to Figures 1, 2, 3 and 4):

- Oregon Road: (a portion of) SBL No. 94.001-2-13.2; 20.92 acres
- Homer Street Extension: SBL No. 94.001-2-13.8; 3.65 acres

The approximately 24.57-acre Oregon Road Site is bounded by vacant wooded land to the north/northwest; a commercial/industrial property to the southwest; Homer Street and several commercial/industrial properties to the south/southeast; and Oregon Road and three residential properties to the east/northeast. The Site is currently vacant land with a paved asphalt access road.

Remedial activities were performed in accordance with the NYSDEC-approved Remedial Action Work Plan (Ref. 2) between November 2020 and August 2021. The Site was remediated to NYSDEC Part 375 Track 4 Commercial soil cleanup objectives (CSCOs) and site-specific action limits (SSALs) for use in a commercial redevelopment capacity. The SMP (Ref. 3) and Final Engineering Report (FER; Ref. 4) were approved by the Department on December 14, 2021 and December 17, 2021. The COC was recorded on January 11, 2022. Figure 3 is an aerial view of the Site following remediation. Remedial activities are described in the following sections.

2.1 Remedial Action Activities

2.1.1 Grossly Contaminated Soil (GCS) Excavation Activities

Between November 9, 2020 and March 12, 2021, approximately 33,768 tons of non-hazardous soil/fill were excavated, transported by multiple 6NYCRR Part 364-registered hauling companies, and disposed at Waste Management's (WM) Chaffee Landfill located in Chaffee, New York. During excavation and disposal activities, WM indicated that material was "operationally challenging" and required the material be amended. As such, Portland cement was added and mixed with impacted soil/fill to stabilize the material, and it was deemed acceptable by the WM Chaffee Landfill. A total of 340 tons of cement was mixed into the impacted soil/fill for stabilization purposes.

Twenty-three post-excavation end-point sidewall samples and 32 post-excavation end-point bottom samples were collected from areal and vertical excavation extents. All post-excavation end-point sample results were below the SSALs.

During excavation activities and after the excavation area was determined to achieve Remedial Action Objectives (RAOs) with no exceedances of SSALs (field screening and confirmatory post-excavation sampling), the excavation was backfilled with Department-approved on-site overburden to redevelopment subgrade then filled and graded with a minimum 12-inch cover

system consisting of Department-approved fill materials and/or topsoil in accordance with DER-10.

2.1.2 SVOC-Impacted Non-hazardous Soil/Fill

Between November 6 and 9, 2020 approximately 816 tons of non-hazardous soil/fill impacted by semi-volatile organic compounds (SVOCs) were excavated, transported by multiple 6NYCRR Part 364 registered hauling companies, and disposed at the WM Chaffee Landfill located in Chaffee, New York.

Eight post-excavation end-point sidewall samples and three post-excavation end-point bottom samples were collected from areal and vertical excavation extents. All post-excavation end-point sample results were below the SSALs.

During excavation activities and after the excavation area was determined to achieve RAOs with no exceedances of SSALs (field screening and confirmatory post-excavation sampling), the excavation was backfilled with Department-approved on-site overburden to redevelopment subgrade then filled and graded with a minimum 12-inch cover system consisting of Department-approved fill materials and/or topsoil in accordance with DER-10.

2.1.3 PFAS-Impacted Soil/Fill Stabilization

During the RI, four distinct treatment zones (TZ), identified as TP-52, and TP-54 TZ-1 through TP-54 TZ-3, were delineated requiring in-situ stabilization using Powder Activated Carbon (PAC) due to impacts from PFAS (perfluoroalkyl and polyfluoroalkyl substances). As a result of a supplemental investigation completed during the remedial construction work, TP-54 TZ-3 was split in half (TP-54 TZ-3A and TP-54 TZ-3B). As such, five distinct areas were treated and stabilized in November 2020 as follows:

- TP-52: 0-2 in.; 9,200 ft^2; 56 cubic yards (CY); 1,700 pounds PAC
- TP-54 TZ-1: 0-2 ft; 4,400 ft^2; 326 CY; 10,200 pounds PAC
- TP-54 TZ-2: 0-3 ft; 3,150 ft^2; 349 CY; 10,200 pounds PAC
- TP-54 TZ-3A: 0-11 ft; 1,691 ft^2; 689 CY; 13,600 pounds PAC
- TP-54 TZ-3B: 0-5 ft; 1,691 ft^2; 313 CY; 5,100 pounds PAC

Five post-treatment end-point composite samples were collected, one composite per treatment zone. All post-excavation end-point sample results were below the SSALs.

2.1.4 Additional Materials Removal – Subsurface Piping

Known and anticipated subsurface piping was removed and cleaned during remedial activities and in accordance with the Department-approved RAWP. Approximately 4,188 linear feet (LF) of scrap metal was transported by Benson Construction & Development, LLC for recycling at Ben

Weitsman of Allegheny located in Allegheny, New York. Two areas within the southeastern portion of the Site were impacted by residual petroleum product remaining in the pipes. Soil/fill in contact with the petroleum product was segregated, excavated, and included in the GCS material tonnage previously summarized in Section 2.1.1.

2.1.5 PlumeStop Liquid Activated Carbon Application

Injection and application of PlumeStop® liquid activated carbon was completed between August 12 and 18, 2021. Prior to injection activities, a downgradient monitoring well was installed south of Two-Mile Creek for future monitoring to determine the success of the remedial injection activities. The monitoring well, identified as MW-16, was installed on July 19, 2021. All wells on-site were gauged prior to injection activities to monitor groundwater levels. During injection activities, a total of 50 injection points were completed by Regenesis Remediation Services (RRS) along an approximate 100 LF section with a target injection zone between 12 and 18 feet below ground surface (fbgs), depending on grade elevations. All injection activities were completed in accordance with the Department-approved RAWP. Nearby wells, MW-12 (upgradient) and MW-16 (downgradient), along with a temporary piezometer, were continuously monitored during injection activities to determine areal application of PlumeStop. Approximately 5,600 pounds of PlumeStop was applied during the remedial injection activities. All permits, approvals, RRS reports, and daily summaries are provided in the FER.

2.1.6 Groundwater Monitoring

As a requirement of the Department-approved RAWP, two wells (MW-2R and MW-9) proximate the residences east of the Site were sampled before, during, and after remedial excavation activities. A total of six groundwater samples (excluding QA/QC samples) were collected. During remedial excavation activities, several SVOCs were identified above their respective NYSDEC Class GA groundwater quality standards/guidance values (GWQS/GV) at well MW-9. However, all compounds were identified as either non-detect or well below their respective GWQS/GVs after the remedial excavation was completed.

In addition to groundwater sampling, all on-site wells were gauged monthly to monitor groundwater levels during remedial activities. Samples were collected in accordance with DER-10 and the NYSDEC-approved RAWP.

3. Site Management Plan

The NYSDEC-approved SMP includes an IC/EC Plan, a Monitoring and Sampling Plan, an Excavation Work Plan (EWP), and a copy of the Environmental Easement. The Site remedy does not rely on any mechanical systems (e.g., sub-slab depressurization systems, groundwater pump and treat, or soil vapor extraction systems) to protect public health and the environment; therefore, an Operation and Maintenance (O&M) Plan is not required for the Site. A brief description of the components of the SMP is presented below.

3.1 IC/EC Plan

As detailed in the Environmental Easement, several IC/ECs need to be maintained as a requirement of the BCA.

3.1.1 Institutional Controls

- Groundwater-Use Restriction: The use of groundwater for potable and non-potable purposes is prohibited.
- Land-Use Restriction: The controlled property may be used for commercial and/or industrial use.
- Implementation of the SMP: The EWP must be followed.

3.1.2 Engineering Controls

- In-Situ Groundwater Treatment Wall: Treatment monitored via groundwater monitoring schedule.
- Groundwater Monitoring: Complete groundwater monitoring annually.
- Cover System: The cover system is to be inspected annually.

3.1.3 Site Inspection & IC/EC Compliance

On April 9, 2026, Ms. Charlotte Clark, Senior Engineer I with Roux, performed a Site visit and assessment, under the direction of Lori Riker, P.E., who meets the requirements of a Qualified Environmental Professional (QEP). During this visit, the Site covered by this PRR was found to be compliant with the IC/EC requirements. Appendix A includes the completed and P.E.-certified IC/EC Form for the Site.

3.2 Monitoring and Sampling Plan

The Monitoring and Sampling Plan specifies the methods used for:

- Sampling and analysis of groundwater
- Site-wide inspection
- Evaluating Site information periodically to confirm that the remedy continues to be effective in protecting public health and the environment.

3.2.1 Groundwater Sampling and Analysis

In their 2024-2025 PRR acceptance letter dated August 8, 2025, NYSDEC approved Roux's recommendation to alter groundwater monitoring frequency from semi-annually to annually and remove volatile organic compounds (VOCs) from the groundwater monitoring plan. The first annual groundwater sampling event was conducted July 31 and August 1, 2025 at wells MW-2R, MW-5, MW-7, MW-8, MW-9, MW-12, MW-13, MW-15, and MW-16. Samples collected in July and August 2025 were analyzed for target compound list (TCL) plus Commissioner Policy 51 (CP-51) SVOCs and tentatively identified compounds (TICs) via USEPA Method 8270. Wells MW-12 and MW-16 were analyzed for PFAS via USEPA Method 1633.

The depths to water (DTW) in most wells measured on July 31, 2025 are consistent with historical seasonal depths except for the DTW measured in well MW-4 [4.02 feet below top of riser (fbTOR)], which is more shallow than previous sampling events (i.e., lowest previously was 5.32 fbTOR in August 2021). Slight variations in measured depths can be attributed to seasonal fluctuations. Groundwater continues to flow in the southeast direction.

Appendix C includes field notes and analytical data packages for the July/August sampling event. Table 1 summarizes the analytical results as well as historic groundwater quality data. Table 2 summarizes current and historic groundwater elevations. According to the Data Usability Summary Report (DUSR), included in Appendix C, results for the samples are usable either as reported or with minor qualification except for the result for 3,3-dichlorobenzidine in one sample, which was rejected due to apparent matrix effect and updated to non-detect by the data validator. The data was uploaded to NYSDEC's EQuIS database on October 17, 2025.

3.2.1.1 Groundwater Elevations

Figure 5 is an isopotential map for groundwater elevation data collected on July 31, 2025. Overall groundwater flow direction is toward the southeast, consistent with historic groundwater contour maps.

3.2.1.2 Analytical Data

VOCs

In their 2024-2025 PRR acceptance letter dated August 8, 2025, NYSDEC approved Roux's recommendation to remove VOC analyses from the groundwater monitoring plan, with the July/August 2025 sampling event representing the first sampling event without VOC analyses.

SVOCs

The July/August 2025 SVOC groundwater concentrations in wells MW-2R, MW-5, MW-7, and MW-15 were either not detected or detected at concentrations below the GWQS/GVs. The concentration of phenol in wells MW-8, MW-9, MW-12, MW-13, and MW-16 exceeded the GWQS/GV of 1 ug/L, ranging from 1.7 ug/L (estimated) in wells MW-12 and MW-13 to 12 ug/L in well MW-8. No additional SVOCs exceeded their GWQS/GVs during the August 2025 sampling event. SVOC TIC concentrations ranged from non-detect (MW-9) to 96 ug/L (MW-8). Over the last two sampling events, SVOC TIC concentrations have significantly decreased since the historically

high concentrations detected in July 2024, which appear anomalous given current and historical concentrations. August 2025 SVOC TIC concentrations are consistent with historical concentrations.

PFAS

Wells MW-12 and MW-16 were sampled in August 2025 for PFAS and compared to the NYSDEC's February 2023 ambient water quality guidance values (AWQGVs) for perfluorooctanesulfonic acid (PFOS, 2.7 ng/L) and perfluorooctanoic acid (PFOA, 6.7 ng/L). Well MW-12 is located upgradient of the PlumeStop barrier installed in 2021, while well MW-16 is located downgradient of the barrier; therefore, groundwater flows through the barrier from well MW-12 to well MW-16.

In August 2025, concentrations of PFOS and PFOA in well MW-12 and PFOS in well MW-16 exceeded the AWQGVs; however, the reduction in concentrations across the barrier in well MW-16 were 93% (PFOS) and 92% (PFOA) as compared to the concentrations detected in well MW-12.

3.2.2 Site-Wide Inspection - Cover System Monitoring

The existing cover system is comprised of a minimum of 12-inches of DER-10 compliant soil/gravel/stone material over a demarcation layer and hardscape asphalt access road. A demarcation layer provides a visual reference to the top of the remaining contamination zone, which is the zone that requires adherence to special conditions for disturbance of remaining contaminated soils defined in the SMP. Figure 6 depicts the final cover system types and details.

In accordance with the SMP, the cover system must be maintained and replaced in the event it is breached as described in the EWP (SMP Appendix E). The cover is to be inspected on an annual basis and following severe storm events. If frequent areas of distress are noted, they will be repaired based on the following conditions.

If the type of cover system changes from that which exists (i.e., a soil cover is replaced by asphalt), this will constitute a modification of the cover element of the remedy and the upper surface of the remaining contamination. A figure showing the modified surface will be included in the subsequent PRR. The key maintenance concerns and corrective actions are provided below:

- <u>Vegetative Soil Cover Monitoring</u>
  - Areas where erosion problems (i.e., rills or gullies) are observed will be repaired by regrading the localized area, adding the required fill material and/or topsoil, and reseeding/replanting.
  - If burrowing animals are observed breaching the soil cover, as evidenced by exposed fill material, they will be eradicated by a licensed exterminator.
- <u>Gravel/Stone Cover Monitoring</u>
  - Ruts or erosion along the access roads will be repaired by re-grading the localized area and adding additional material.

At the time of the Site inspection, the Site complied with the IC/EC requirements. Appendix B is a photographic log showing the vegetated soil, stone/gravel, and hardscape cover systems, and general Site conditions at the time of the April 9, 2026 inspection.

4. Conclusions and Recommendations

4.1 Conclusions

Based on observations during the April 9, 2026 inspection, the Site covered by this PRR was fully compliant with the IC/EC requirements.

The first six rounds of post-COC groundwater monitoring indicate an overall improvement in the groundwater quality. Only one SVOC (i.e., phenol) exceeded its GWQS/GV during the August 2025 sampling event. Phenol exceeded its GWQS/GV of 1 ug/L in five wells, with concentrations ranging from 1.7 ug/L to 12 ug/L. No additional SVOCs exceeded their GWQS/GVs during the August 2025 sampling event. There was one SVOC exceedances during the January 2025 sampling event, phenol exceeded its GWQS/GV of 1 ug/L at MW-2R, with a concentration of 1.7 ug/L. Concentrations of PFOS and PFOA in well MW-12 and PFOS in well MW-16, though consistent with historical concentrations, exceeded the AWQGVs in August 2025; however, the reduction in concentrations across the barrier in well MW-16 were 93% (PFOS) and 92% (PFOA) as compared to the concentrations detected in well MW-12. The continued effectiveness of the PlumeStop liquid activated carbon treatment barrier will be confirmed with additional groundwater monitoring.

4.2 Recommendations

The second annual groundwater sampling event will occur in July 2026. Roux recommends reducing SVOC analysis to wells MW-8, MW-9, MW-12, MW-13 and MW-16 only to monitor continued phenol exceedances. At NYSDEC's request, the 2026 annual groundwater sampling will include PFAS sampling at well MW-10.

5. Declaration/Limitation

Roux Environmental Engineering and Geology, D.P.C. personnel conducted the annual site inspection for BCP Site No. C905045, Olean, New York, according to generally accepted practices. This report complies with the scope of work provided to Homer Street Properties, LLC by Roux Environmental Engineering and Geology, D.P.C.

This report has been prepared for the exclusive use of Homer Street Properties, LLC. The contents of this report are limited to information available at the time of the Site inspection. The findings herein may be relied upon only at the discretion of Homer Street Properties, LLC. Use of or reliance upon this report or its findings by any other person or entity is prohibited without written permission of Roux Environmental Engineering and Geology, D.P.C.

6. References

1. New York State Department of Environmental Conservation. *DER-10/Technical Guidance for Site Investigation and Remediation.* May 2010.
2. Benchmark Civil/Environmental Engineering & Geology, PLLC in association with TurnKey Environmental Restoration, LLC. *Remedial Action Work Plan (RAWP), Oregon Road Site, Olean, New York, BCP Site #C905045.* Revised September 2020.
3. Benchmark Civil/Environmental Engineering & Geology, PLLC in association with TurnKey Environmental Restoration, LLC. *Site Management Plan, Oregon Road Site, Site Number: C905045, Olean, New York.* December 2021.
4. Benchmark Civil/Environmental Engineering & Geology, PLLC in association with TurnKey Environmental Restoration, LLC. *Final Engineering Report, Oregon Road Site, BCP Site Number: C905045, Olean, New York.* Revised December 2021.

TABLES

1. Summary of Groundwater Analytical Data (2011-2025)
2. Summary of Groundwater Elevations

ROUX

TABLE 1
SUMMARY OF GROUNDWATER ANALYTICAL DATA

OREGON ROAD SITE
BCP SITE NO. C905045
OLEAN, NEW YORK

Parameter [1]	NYSDEC Class GA GWQS[2]	Oregon Road Site																												
		MW-1		MW-2	MW-2R											MW-3		MW-4			MW-5								MW-6	
		11/24/15	4/12/19	11/24/15	7/25/18	4/12/19	10/6/20	2/9/21	4/7/21	6/14/22	1/3/23	6/8/23	7/18/24	1/9/25	8/1/25	11/24/15	4/11/19	2/8/17	7/25/18	4/12/19	2/8/17	4/12/19	6/14/22	1/3/23	6/8/23	7/18/24	1/9/25	7/31/25	2/7/17	4/11/19
TCL Volatile Organic Compounds (VOCs) - ug/L																														
Acetone	**50**	7.0	NA	13 D	ND	NA	ND	ND	2.0 J	ND	ND	1.6 J	ND	3.30 J	NA	2.4 J	NA	ND	NA	NA	ND	NA	ND	ND	ND	ND	ND	1.6 J	NA	ND	NA
Carbon disulfide	**60**	ND	NA	ND	ND	NA	ND	ND	ND	ND	ND	ND	ND	ND	NA	ND	NA	ND	NA	NA	ND	NA	ND	ND	ND	ND	ND	ND	NA	ND	NA
Cyclohexane	**--**	ND	NA	1.0 JD	ND	NA	ND	ND	ND	ND	ND	ND	ND	ND	NA	ND	NA	ND	NA	NA	ND	NA	ND	ND	1.8 J	0.30 J	ND	NA	NA	ND	NA
Methylcyclohexane	**--**	ND	NA	68 D	0.49 J	NA	2.40 J	2.2 J	2.4 J	5.3 J	0.49 J	3.5 J	6.10 J	2.20 J	NA	ND	NA	ND	NA	NA	ND	NA	ND	ND	0.84 J	0.95 J	ND	NA	NA	ND	NA
Methylene Chloride	**5**	ND	NA	ND	ND	NA	ND	ND	ND	ND	ND	ND	ND	ND	NA	ND	NA	ND	NA	NA	ND	NA	ND	ND	ND	ND	ND	ND	NA	ND	NA
Trichloroethene	**5**	ND	NA	ND	ND	NA	ND	ND	ND	ND	ND	ND	0.46 J	ND	NA	ND	NA	ND	NA	NA	ND	NA	ND	ND	ND	0.35 J	ND	NA	NA	ND	NA
VOC-TICs[3]	**--**	*NA*	*NA*	*NA*	*41*	*NA*	*NA*	*NA*	*NA*	*28 J*	*3.53 J*	*25.4 J*	*31.5 J*	*18.5 J*	*NA*	*NA*	*NA*	*0.90*	*NA*	*NA*	*2.7*	*NA*	*ND*	*1.41 J*	*2.23 J*	*5.06 J*	*ND*	*NA*	*0.36 J*	*NA*
TCL Semi-Volatile Organic Compounds (SVOCs) - ug/L																														
2-Methylnaphthalene	**--**	ND	NA	3.5 D	ND	NA	ND	ND	ND	ND	ND	0.04 J	0.03 J	ND	ND	ND	NA	ND	NA	NA	ND	NA	ND	ND	ND	ND	ND	ND	ND	NA
Acenaphthene	**20**	ND	NA	ND	ND	NA	ND	ND	ND	ND	0.05 J	ND	ND	0.04 J	ND	ND	NA	ND	NA	NA	ND	NA	ND	ND	ND	ND	ND	ND	ND	NA
Acenaphthylene	**--**	ND	NA	ND	ND	NA	ND	ND	ND	ND	0.01 J	ND	ND	ND	ND	ND	NA	ND	NA	NA	ND	NA	ND	ND	0.03 J	ND	ND	ND	ND	NA
Acetophenone	**--**	ND	NA	ND	ND	NA	ND	ND	ND	1.6 J	ND	ND	ND	ND	ND	ND	NA	ND	NA	NA	ND	NA	0.98 J	ND	ND	ND	ND	ND	ND	NA
Anthracene	**50**	ND	NA	1.2 D	ND	NA	0.02 J	0.02 J	ND	ND	0.03 J	ND	ND	ND	ND	0.05 J	NA	ND	NA	NA	ND	NA	ND	ND	0.03 J	ND	ND	ND	ND	NA
Benzo(a)anthracene	**0.002**	ND	NA	ND	ND	NA	ND	ND	ND	ND	**0.04 J**	ND	ND	ND	ND	**0.43**	NA	ND	NA	NA	ND	NA	ND	ND	**0.05 J**	ND	ND	ND	ND	NA
Benzo(a)pyrene	**ND**	ND	NA	ND	ND	NA	ND	ND	ND	ND	**0.03 J**	ND	ND	ND	ND	**0.26**	NA	ND	NA	NA	ND	NA	ND	ND	**0.02 J**	ND	ND	ND	ND	NA
Benzo(b)fluoranthene	**0.002**	ND	NA	ND	ND	NA	ND	ND	ND	ND	**0.03 J**	ND	ND	ND	ND	**0.39**	NA	ND	NA	NA	ND	NA	ND	ND	**0.02 J**	ND	ND	ND	ND	NA
Benzo(g,h,i)perylene	**--**	ND	NA	ND	ND	NA	ND	ND	ND	ND	0.03 J	ND	ND	ND	ND	0.16 J	NA	ND	NA	NA	ND	NA	ND	ND	0.02 J	ND	ND	ND	ND	NA
Benzo(k)fluoranthene	**--**	ND	NA	ND	ND	NA	ND	ND	ND	ND	ND	ND	ND	ND	ND	ND	NA	ND	NA	NA	ND	NA	ND	ND	0.02 J	ND	ND	ND	ND	NA
Bis(2-ethylhexyl) phthalate	**--**	ND	NA	ND	ND	NA	ND	ND	ND	ND	ND	ND	ND	ND	ND	ND	NA	ND	NA	NA	ND	NA	ND	ND	ND	ND	ND	ND	ND	NA
Caprolactam	**--**	ND	NA	ND	**20**	NA	ND	ND	ND	ND	ND	ND	ND	ND	ND	ND	NA	ND	NA	NA	ND	NA	ND	ND	ND	ND	ND	ND	ND	NA
Chrysene	**0.002**	ND	NA	ND	ND	NA	ND	ND	ND	ND	**0.05 J**	ND	ND	ND	ND	**0.45**	NA	ND	NA	NA	ND	NA	ND	ND	ND	ND	ND	ND	ND	NA
Dibenzo(a,h)anthracene	**--**	ND	NA	ND	ND	NA	ND	ND	ND	ND	0.02 J	ND	ND	ND	ND	0.09 J	NA	ND	NA	NA	ND	NA	ND	ND	ND	ND	ND	ND	ND	NA
Diethyl phthalate	**50**	ND	NA	ND	ND	NA	ND	ND	ND	ND	ND	ND	ND	ND	ND	ND	NA	ND	NA	NA	ND	NA	ND	ND	ND	ND	ND	ND	ND	NA
Di-n-butyl phthalate	**50**	ND	NA	ND	ND	NA	ND	ND	ND	ND	ND	ND	ND	ND	ND	ND	NA	ND	NA	NA	ND	NA	ND	ND	ND	ND	ND	ND	ND	NA
Fluoranthene	**50**	ND	NA	ND	ND	NA	0.03 J	ND	ND	ND	ND	ND	ND	ND	ND	0.24	NA	ND	NA	NA	ND	NA	ND	ND	0.04 J	ND	ND	ND	ND	NA
Fluorene	**50**	ND	NA	ND	ND	NA	0.12	0.16	0.05 J	0.13	0.11	0.10	0.11	0.11	ND	ND	NA	ND	NA	NA	ND	NA	ND	ND	0.05 J	ND	ND	ND	ND	NA
Hexachlorobenzene	**0.04**	ND	NA	ND	ND	NA	ND	ND	ND	ND	ND	ND	ND	ND	ND	ND	NA	ND	NA	NA	ND	NA	ND	ND	ND	ND	ND	ND	ND	NA
Hexachlorobutadiene	**0.5**	ND	NA	ND	ND	NA	ND	ND	ND	ND	ND	ND	ND	ND	ND	ND	NA	ND	NA	NA	ND	NA	ND	ND	ND	ND	ND	ND	ND	NA
Indeno(1,2,3-cd)pyrene	**0.002**	ND	NA	ND	ND	NA	ND	ND	ND	ND	**0.02 J**	ND	ND	ND	ND	**0.15 J**	NA	ND	NA	NA	ND	NA	ND	ND	**0.02 J**	ND	ND	ND	ND	NA
Naphthalene	**10**	ND	NA	ND	ND	NA	ND	0.07 J	ND	ND	ND	0.14	0.08 J	ND	ND	ND	NA	ND	NA	NA	ND	NA	ND	ND	0.07 J	ND	ND	0.03 J	ND	NA
Pentachlorophenol	**1 ***	ND	NA	ND	ND	NA	ND	ND	0.22 J	ND	ND	ND	0.08 J	ND	ND	ND	NA	ND	NA	NA	ND	NA	ND	ND	ND	0.09 J	ND	0.26 J	ND	NA
Phenanthrene	**50**	ND	NA	3.7 D	ND	NA	0.06 J	0.12	ND	0.12	0.09 J	0.07 J	0.04 J	0.09 J	ND	0.12 J	NA	ND	NA	NA	ND	NA	ND	ND	0.04 J	ND	ND	ND	ND	NA
Phenol	**1 ***	ND	NA	ND	ND	NA	ND	ND	ND	ND	ND	ND	ND	**1.7 J**	0.93 J	ND	NA	ND	NA	NA	ND	NA	ND	ND	ND	**2.0 J**	ND	ND	ND	NA
Pyrene	**50**	ND	NA	ND	ND	NA	0.02 J	ND	ND	ND	ND	ND	ND	ND	ND	0.20	NA	ND	NA	NA	ND	NA	ND	ND	0.05 J	ND	ND	ND	ND	NA
SVOC-TICs[3]	**--**	*NA*	*NA*	*NA*	*659*	*NA*	*ND*	*ND*	*ND*	*54 J*	*35 J*	*114 J*	*5.1 J*	*49 J*	*47 J*	*NA*	*NA*	*ND*	*ND*	*NA*	*ND*	*NA*	*8.8 J*	*43 J*	*197 J*	*18 J*	*39 J*	*50 J*	*ND*	*NA*
Perfluorinated Alkyl Acids - ng/L	***NYSDEC April 2023 AWQGVs[2]***																													
1H,1H,2H,2H-Perfluorodecanessulfonic Acid (8:2FTS)	**--**	NA	ND	NA	ND	ND	NA	NA	NA	NA	NA	NA	NA	NA	NA	NA	ND	NA	ND	ND	NA	ND	NA	NA	NA	NA	NA	NA	NA	ND
1H,1H,2H,2H-Perfluorooctaneslfonic Acid (6:2FTS)	**--**	NA	ND	NA	ND	ND	NA	NA	NA	NA	NA	NA	NA	NA	NA	NA	ND	NA	ND	ND	NA	ND	NA	NA	NA	NA	NA	NA	NA	ND
N-ethyl Perfluorooctanesulfonamidoacetic Acid (NEtFOSAA)	**--**	NA	ND	NA	ND	ND	NA	NA	NA	NA	NA	NA	NA	NA	NA	NA	ND	NA	ND	ND	NA	ND	NA	NA	NA	NA	NA	NA	NA	ND
N-methyl Perfluorooctanesulfonamidoacetic Acid (NMeFOSAA)	**--**	NA	ND	NA	ND	ND	NA	NA	NA	NA	NA	NA	NA	NA	NA	NA	ND	NA	ND	ND	NA	ND	NA	NA	NA	NA	NA	NA	NA	ND
Perfluorobutanesulfonic Acid (PFBS)	**--**	NA	ND	NA	ND	ND	NA	NA	NA	NA	NA	NA	NA	NA	NA	NA	ND	NA	1.3 J	ND	NA	ND	NA	NA	NA	NA	NA	NA	NA	ND
Perfluorobutanoic acid (PFBA)	**--**	NA	ND	NA	ND	ND	NA	NA	NA	NA	NA	NA	NA	NA	NA	NA	ND	NA	19	ND	NA	ND	NA	NA	NA	NA	NA	NA	NA	ND
Perfluorosulfonic Acid (PFDS)	**--**	NA	ND	NA	ND	ND	NA	NA	NA	NA	NA	NA	NA	NA	NA	NA	ND	NA	ND	ND	NA	ND	NA	NA	NA	NA	NA	NA	NA	ND
Perfluorodecanoic Acid (PFDA)	**--**	NA	ND	NA	ND	ND	NA	NA	NA	NA	NA	NA	NA	NA	NA	NA	ND	NA	ND	ND	NA	ND	NA	NA	NA	NA	NA	NA	NA	ND
Perfluorododecanoic Acid (PFDoA)	**--**	NA	ND	NA	ND	ND	NA	NA	NA	NA	NA	NA	NA	NA	NA	NA	ND	NA	ND	ND	NA	ND	NA	NA	NA	NA	NA	NA	NA	ND
Perfluoroheptanesulfonic Acid (PFHpS)	**--**	NA	ND	NA	ND	ND	NA	NA	NA	NA	NA	NA	NA	NA	NA	NA	ND	NA	ND	ND	NA	ND	NA	NA	NA	NA	NA	NA	NA	ND
Perfluoroheptanoic acid (PFHpA)	**--**	NA	ND	NA	ND	ND	NA	NA	NA	NA	NA	NA	NA	NA	NA	NA	ND	NA	3.8	ND	NA	ND	NA	NA	NA	NA	NA	NA	NA	ND
Perfluorohexanesulfonic Acid (PFHxS)	**--**	NA	ND	NA	ND	ND	NA	NA	NA	NA	NA	NA	NA	NA	NA	NA	ND	NA	0.40 JB	ND	NA	ND	NA	NA	NA	NA	NA	NA	NA	ND
Perfluorohexanoic acid (PFHxA)	**--**	NA	ND	NA	ND	ND	NA	NA	NA	NA	NA	NA	NA	NA	NA	NA	ND	NA	3.5	ND	NA	ND	NA	NA	NA	NA	NA	NA	NA	ND
Perfluorononanoic acid (PFNA)	**--**	NA	ND	NA	ND	ND	NA	NA	NA	NA	NA	NA	NA	NA	NA	NA	ND	NA	ND	ND	NA	ND	NA	NA	NA	NA	NA	NA	NA	ND
Perfluorooctane Sulfonamide (PFOSA)	**--**	NA	ND	NA	ND	ND	NA	NA	NA	NA	NA	NA	NA	NA	NA	NA	ND	NA	ND	ND	NA	ND	NA	NA	NA	NA	NA	NA	NA	ND
Perfluorooctanesulfonic Acid (PFOS)	**2.7**	NA	ND	NA	ND	ND	NA	NA	NA	NA	NA	NA	NA	NA	NA	NA	ND	NA	1.4 J	ND	NA	ND	NA	NA	NA	NA	NA	NA	NA	ND
Perfluorooctanoic acid (PFOA)	**6.7**	NA	ND	NA	ND	ND	NA	NA	NA	NA	NA	NA	NA	NA	NA	NA	ND	NA	5.5 B	ND	NA	ND	NA	NA	NA	NA	NA	NA	NA	ND
Perfluoropentanoic acid (PFPeA)	**--**	NA	ND	NA	ND	ND	NA	NA	NA	NA	NA	NA	NA	NA	NA	NA	ND	NA	6.2	ND	NA	ND	NA	NA	NA	NA	NA	NA	NA	ND
Perfluoropentanesulfonic acid (PFPeS)	**--**	NA	ND	NA	ND	ND	NA	NA	NA	NA	NA	NA	NA	NA	NA	NA	ND	NA	ND	ND	NA	ND	NA	NA	NA	NA	NA	NA	NA	ND
Perfluorotetradecanoic acid (PFTeA)	**--**	NA	ND	NA	ND	ND	NA	NA	NA	NA	NA	NA	NA	NA	NA	NA	ND	NA	ND	ND	NA	ND	NA	NA	NA	NA	NA	NA	NA	ND
Pefluorotridecanoic Acid (PFTriDA)	**--**	NA	ND	NA	ND	ND	NA	NA	NA	NA	NA	NA	NA	NA	NA	NA	ND	NA	ND	ND	NA	ND	NA	NA	NA	NA	NA	NA	NA	ND
Perfluoroundercanoic Acid (PFUnA)	**--**	NA	ND	NA	ND	ND	NA	NA	NA	NA	NA	NA	NA	NA	NA	NA	ND	NA	ND	ND	NA	ND	NA	NA	NA	NA	NA	NA	NA	ND

Notes:
1. Only those parameters detected at a minimum of one sample location are presented in this table; all other compounds were reported as non-detect.
2. Values per NYSDEC TOGS 1.1.1 Class GA Groundwater Quality Standards (GWQS); PFOA and PFOS results are compared to NYSDEC February 2023 Guidance for groundwater of 2.7 and 6.7 ng/L, respectively.
3. Tentatively Identified Compounds (TICs).
4. Extraction methodology of Selective Ion Monitoring (SIM) was used for 1,4-dioxane.

Definitions:
ug/L = micrograms per liter; ng/L = nanograms per liter
NA = Parameter not tested.
ND = Parameter not detected above laboratory detection limit.
"--" = No GWQS or action level available.
J = Estimated value; result is less than the sample quantitation limit but greater than zero.
B = Analytical was detected in the associated blank as well as in the sample.
D = Analyzed at dilution
F = The ratio of quantifier ion response to qualifier ion response falls outside of the laboratory criteria. Results are considered to be an estimated maximum concentrationestimated maximum concentration.
F1 = MS and/or MSD Recovery is outside acceptance limits.
F2 = MS/MSD RPD exceeds control limits.
EMPC = the results do not meet all criteria for a confirmed identification. The quantitative value represents the Estimated Maxiumum Possible Concentration of the analyte in the sample.
* = applies to the sum of these substances.
= Result exceeds Class GA GWQS
= Per NYSDEC February 2023 guidance, result indicates PFOS/PFOA should be further assessed and considered as potential contaminants of concern in groundwater

ROUX

TABLE 1
SUMMARY OF GROUNDWATER ANALYTICAL DATA

OREGON ROAD SITE
BCP SITE NO. C905050
OLEAN, NEW YORK

Parameter [1]	NYSDEC Class GA GWQS[2]	Oregon Road Site																															
		MW-7								MW-8								MW-9											MW-10		MW-11	
		2/9/17	4/12/19	6/14/22	1/3/23	6/8/23	7/18/24	1/9/25	8/1/25	2/9/17	4/11/19	6/14/22	1/3/23	6/8/23	7/18/24	1/9/25	8/1/25	2/9/17	4/12/19	10/6/20	2/9/21	4/7/21	6/14/22	1/3/23	6/8/23	7/18/24	1/9/25	8/1/25	2/7/17	4/11/19	2/7/17	4/11/19
TCL Volatile Organic Compounds (VOCs) - ug/L																																	
Acetone	**50**	ND	NA	5.2	ND	ND	ND	3.2 J	NA	ND	NA	1.9 J	ND	2.8 J	ND	6.8	NA	ND	NA	ND	ND	8.9	ND	ND	ND	ND	1.5 J	NA	ND	NA	ND	NA
Carbon disulfide	**60**	ND	NA	ND	ND	ND	ND	ND	NA	ND	NA	ND	ND	ND	ND	ND	NA	ND	NA	ND	ND	ND	ND	ND	ND	ND	ND	NA	ND	NA	ND	NA
Cyclohexane	**--**	ND	NA	ND	ND	ND	ND	ND	NA	ND	NA	ND	ND	ND	ND	ND	NA	ND	NA	ND	ND	ND	ND	ND	ND	ND	ND	NA	ND	NA	ND	NA
Methylcyclohexane	**--**	ND	NA	ND	ND	ND	ND	ND	NA	ND	NA	ND	ND	ND	ND	ND	NA	ND	NA	ND	ND	ND	ND	ND	ND	ND	ND	NA	ND	NA	ND	NA
Methylene Chloride	**5**	ND	NA	ND	ND	ND	ND	ND	NA	ND	NA	ND	ND	ND	ND	ND	NA	ND	NA	ND	ND	ND	ND	ND	ND	ND	ND	NA	ND	NA	ND	NA
Trichloroethene	**5**	ND	NA	ND	ND	ND	0.51	ND	NA	ND	NA	ND	ND	ND	0.29 J	ND	NA	ND	NA	ND	ND	ND	ND	ND	ND	ND	ND	NA	ND	NA	ND	NA
VOC-TICs[3]	**--**	*334*	*NA*	*ND*	*ND*	*ND*	*ND*	*ND*	*NA*	*6.0*	*NA*	*ND*	*1.2 J*	*ND*	*ND*	*1.9 J*	*NA*	*50*	*NA*	*NA*	*ND*	*ND*	*ND*	*ND*	*ND*	*ND*	*ND*	*NA*	*53*	*NA*	*0.38 J*	*NA*
TCL Semi-Volatile Organic Compounds (SVOCs) - ug/L																																	
2-Methylnaphthalene	**--**	ND	NA	ND	ND	ND	ND	ND	ND	ND	NA	ND	ND	ND	ND	ND	ND	ND	NA	ND	ND	ND	0.05 J	ND	ND	ND	0.03 J	ND	ND	NA	ND	NA
Acenaphthene	**20**	ND	NA	ND	ND	ND	ND	ND	ND	ND	NA	ND	ND	ND	ND	ND	ND	ND	NA	ND	ND	ND	ND	ND	ND	ND	ND	ND	ND	NA	ND	NA
Acenaphthylene	**--**	ND	NA	ND	ND	ND	ND	ND	ND	ND	NA	ND	ND	ND	ND	ND	ND	ND	NA	ND	ND	ND	ND	ND	ND	ND	ND	ND	ND	NA	ND	NA
Acetophenone	**--**	ND	NA	1.5 J	ND	ND	ND	ND	ND	ND	NA	1.1 J	ND	ND	ND	ND	ND	ND	NA	ND	ND	ND	2.1 J	ND	ND	ND	ND	ND	ND	NA	ND	NA
Anthracene	**50**	ND	NA	0.02 J	ND	ND	ND	ND	ND	ND	NA	ND	0.02 J	ND	ND	ND	ND	ND	NA	ND	ND	ND	ND	ND	ND	ND	ND	ND	ND	NA	ND	NA
Benzo(a)anthracene	**0.002**	ND	NA	ND	ND	ND	ND	ND	ND	ND	NA	ND	**0.04 J**	ND	ND	ND	ND	ND	NA	ND	**0.04 J**	ND	ND	**0.04 J**	ND	ND	ND	ND	ND	NA	ND	NA
Benzo(a)pyrene	**ND**	ND	NA	ND	ND	ND	ND	ND	ND	ND	NA	ND	ND	ND	ND	ND	ND	ND	NA	ND	**0.02 J**	ND	ND	ND	ND	ND	ND	ND	ND	NA	ND	NA
Benzo(b)fluoranthene	**0.002**	ND	NA	**0.01 J**	ND	ND	ND	ND	ND	ND	NA	ND	ND	ND	ND	ND	ND	ND	NA	ND	**0.02 J**	ND	ND	ND	ND	ND	ND	ND	ND	NA	ND	NA
Benzo(g,h,i)perylene	**--**	ND	NA	ND	ND	ND	ND	ND	ND	ND	NA	ND	ND	ND	ND	ND	ND	ND	NA	ND	0.02 J	ND	ND	ND	ND	ND	ND	ND	ND	NA	ND	NA
Benzo(k)fluoranthene	**--**	ND	NA	0.01 J	ND	ND	ND	ND	ND	ND	NA	ND	ND	ND	ND	ND	ND	ND	NA	ND	0.02 J	ND	ND	ND	ND	ND	ND	ND	ND	NA	ND	NA
Bis(2-ethylhexyl) phthalate	**--**	ND	NA	ND	ND	ND	ND	ND	ND	ND	NA	ND	ND	ND	ND	ND	ND	ND	NA	ND	ND	ND	ND	ND	ND	ND	ND	ND	ND	NA	ND	NA
Caprolactam	**--**	ND	NA	ND	ND	ND	ND	ND	ND	ND	NA	ND	ND	ND	ND	ND	ND	ND	NA	ND	ND	ND	ND	ND	ND	ND	ND	ND	ND	NA	ND	NA
Chrysene	**0.002**	ND	NA	ND	ND	ND	ND	ND	ND	ND	NA	ND	ND	ND	ND	ND	ND	ND	NA	ND	**0.03 J**	ND	ND	ND	ND	ND	ND	ND	ND	NA	ND	NA
Dibenzo(a,h)anthracene	**--**	ND	NA	ND	ND	ND	ND	ND	ND	ND	NA	ND	ND	ND	ND	ND	ND	ND	NA	ND	ND	ND	ND	ND	ND	ND	ND	ND	ND	NA	ND	NA
Diethyl phthalate	**50**	ND	NA	ND	ND	ND	ND	ND	ND	ND	NA	ND	ND	ND	ND	ND	ND	ND	NA	ND	ND	ND	ND	ND	ND	ND	ND	ND	ND	NA	ND	NA
Di-n-butyl phthalate	**50**	ND	NA	ND	ND	ND	ND	ND	ND	ND	NA	ND	ND	ND	ND	ND	ND	ND	NA	ND	0.02 J	ND	ND	ND	ND	ND	ND	ND	ND	NA	ND	NA
Fluoranthene	**50**	ND	NA	ND	ND	ND	ND	ND	ND	ND	NA	ND	ND	ND	ND	ND	ND	ND	NA	ND	0.03 J	ND	0.03 J	ND	ND	ND	ND	ND	ND	NA	ND	NA
Fluorene	**50**	ND	NA	0.02 J	ND	ND	ND	ND	ND	ND	NA	0.02 J	0.01 J	ND	ND	ND	ND	ND	NA	ND	ND	ND	ND	ND	ND	ND	ND	ND	ND	NA	ND	NA
Hexachlorobenzene	**0.04**	ND	NA	ND	ND	ND	ND	ND	ND	ND	NA	ND	ND	ND	ND	ND	ND	ND	NA	ND	ND	ND	ND	ND	ND	ND	ND	ND	ND	NA	ND	NA
Hexachlorobutadiene	**0.5**	ND	NA	ND	ND	ND	ND	ND	ND	ND	NA	ND	ND	ND	ND	ND	ND	ND	NA	ND	ND	ND	ND	ND	ND	ND	ND	ND	ND	NA	ND	NA
Indeno(1,2,3-cd)pyrene	**0.002**	ND	NA	ND	ND	ND	ND	ND	ND	ND	NA	ND	ND	ND	ND	ND	ND	ND	NA	ND	**0.02 J**	ND	ND	ND	ND	ND	ND	ND	ND	NA	ND	NA
Naphthalene	**10**	ND	NA	ND	ND	ND	0.03 J	ND	ND	ND	NA	ND	ND	ND	ND	ND	ND	ND	NA	ND	0.05 J	ND	ND	ND	ND	ND	ND	ND	ND	NA	ND	NA
Pentachlorophenol	**1 ***	ND	NA	ND	ND	ND	0.09 J	ND	ND	ND	NA	ND	ND	ND	0.08 J	ND	ND	ND	NA	ND	ND	0.1 J	ND	ND	ND	0.07 J	ND	ND	ND	NA	ND	NA
Phenanthrene	**50**	ND	NA	0.02 J	ND	ND	ND	ND	ND	ND	NA	ND	ND	ND	ND	ND	ND	ND	NA	ND	0.06 J	ND	ND	ND	ND	ND	ND	ND	ND	NA	ND	NA
Phenol	**1 ***	ND	NA	ND	ND	ND	ND	ND	0.64 J	ND	NA	ND	ND	ND	ND	1 J	**12**	ND	NA	ND	ND	ND	ND	ND	ND	ND	ND	**2.9 J**	ND	NA	ND	NA
Pyrene	**50**	ND	NA	ND	ND	ND	ND	ND	ND	ND	NA	ND	ND	ND	ND	ND	ND	ND	NA	ND	0.03 J	ND	0.03 J	ND	ND	ND	ND	ND	ND	NA	ND	NA
SVOC-TICs[3]	**--**	*8.4*	*NA*	*ND*	*15 J*	*62 J*	*82 J*	*114 J*	*45 J*	*7.9*	*NA*	*35 J*	*17 J*	*120 J*	*12.8 J*	*77 J*	*96 J*	*ND*	*NA*	*ND*	*ND*	*ND*	*41 J*	*6.2 J*	*302 J*	*4.8 J*	*11.5 J*	*ND*	*ND*	*NA*	*ND*	*NA*
Perfluorinated Alkyl Acids - ng/L	***NYSDEC April 2023 AWQGVs[2]***																																
1H,1H,2H,2H-Perfluorodecanessulfonic Acid (8:2FTS)	**--**	NA	ND	NA	NA	NA	NA	NA	NA	NA	ND	NA	NA	NA	NA	NA	NA	NA	ND	NA	NA	NA	NA	NA	NA	NA	NA	NA	NA	ND	NA	ND
1H,1H,2H,2H-Perfluorooctaneslfonic Acid (6:2FTS)	**--**	NA	ND	NA	NA	NA	NA	NA	NA	NA	ND	NA	NA	NA	NA	NA	NA	NA	ND	NA	NA	NA	NA	NA	NA	NA	NA	NA	NA	ND	NA	ND
N-ethyl Perfluorooctanesulfonamidoacetic Acid (NEtFOSAA)	**--**	NA	ND	NA	NA	NA	NA	NA	NA	NA	ND	NA	NA	NA	NA	NA	NA	NA	ND	NA	NA	NA	NA	NA	NA	NA	NA	NA	NA	ND	NA	ND
N-methyl Perfluorooctanesulfonamidoacetic Acid (NMeFOSAA)	**--**	NA	ND	NA	NA	NA	NA	NA	NA	NA	ND	NA	NA	NA	NA	NA	NA	NA	ND	NA	NA	NA	NA	NA	NA	NA	NA	NA	NA	ND	NA	ND
Perfluorobutanesulfonic Acid (PFBS)	**--**	NA	ND	NA	NA	NA	NA	NA	NA	NA	ND	NA	NA	NA	NA	NA	NA	NA	ND	NA	NA	NA	NA	NA	NA	NA	NA	NA	NA	92	NA	5.5 J
Perfluorobutanoic acid (PFBA)	**--**	NA	4.6 J	NA	NA	NA	NA	NA	NA	NA	9.4	NA	NA	NA	NA	NA	NA	NA	ND	NA	NA	NA	NA	NA	NA	NA	NA	NA	NA	14	NA	ND
Perfluorosulfonic Acid (PFDS)	**--**	NA	ND	NA	NA	NA	NA	NA	NA	NA	ND	NA	NA	NA	NA	NA	NA	NA	ND	NA	NA	NA	NA	NA	NA	NA	NA	NA	NA	ND	NA	ND
Perfluorodecanoic Acid (PFDA)	**--**	NA	ND	NA	NA	NA	NA	NA	NA	NA	ND	NA	NA	NA	NA	NA	NA	NA	ND	NA	NA	NA	NA	NA	NA	NA	NA	NA	NA	ND	NA	ND
Perfluorododecanoic Acid (PFDoA)	**--**	NA	ND	NA	NA	NA	NA	NA	NA	NA	ND	NA	NA	NA	NA	NA	NA	NA	ND	NA	NA	NA	NA	NA	NA	NA	NA	NA	NA	ND	NA	ND
Perfluoroheptanesulfonic Acid (PFHpS)	**--**	NA	ND	NA	NA	NA	NA	NA	NA	NA	ND	NA	NA	NA	NA	NA	NA	NA	ND	NA	NA	NA	NA	NA	NA	NA	NA	NA	NA	ND	NA	ND
Perfluoroheptanoic acid (PFHpA)	**--**	NA	ND	NA	NA	NA	NA	NA	NA	NA	ND	NA	NA	NA	NA	NA	NA	NA	ND	NA	NA	NA	NA	NA	NA	NA	NA	NA	NA	22	NA	ND
Perfluorohexanesulfonic Acid (PFHxS)	**--**	NA	ND	NA	NA	NA	NA	NA	NA	NA	ND	NA	NA	NA	NA	NA	NA	NA	ND	NA	NA	NA	NA	NA	NA	NA	NA	NA	NA	560	NA	40
Perfluorohexanoic acid (PFHxA)	**--**	NA	ND	NA	NA	NA	NA	NA	NA	NA	ND	NA	NA	NA	NA	NA	NA	NA	ND	NA	NA	NA	NA	NA	NA	NA	NA	NA	NA	130	NA	ND
Perfluorononanoic acid (PFNA)	**--**	NA	ND	NA	NA	NA	NA	NA	NA	NA	ND	NA	NA	NA	NA	NA	NA	NA	ND	NA	NA	NA	NA	NA	NA	NA	NA	NA	NA	ND	NA	ND
Perfluorooctane Sulfonamide (PFOSA)	**--**	NA	ND	NA	NA	NA	NA	NA	NA	NA	ND	NA	NA	NA	NA	NA	NA	NA	ND	NA	NA	NA	NA	NA	NA	NA	NA	NA	NA	ND	NA	ND
Perfluorooctanesulfonic Acid (PFOS)	**2.7**	NA	ND	NA	NA	NA	NA	NA	NA	NA	ND	NA	NA	NA	NA	NA	NA	NA	ND	NA	NA	NA	NA	NA	NA	NA	NA	NA	NA	**34**	NA	**12**
Perfluorooctanoic acid (PFOA)	**6.7**	NA	ND	NA	NA	NA	NA	NA	NA	NA	ND	NA	NA	NA	NA	NA	NA	NA	ND	NA	NA	NA	NA	NA	NA	NA	NA	NA	NA	**28**	NA	2.6 J
Perfluoropentanoic acid (PFPeA)	**--**	NA	ND	NA	NA	NA	NA	NA	NA	NA	ND	NA	NA	NA	NA	NA	NA	NA	ND	NA	NA	NA	NA	NA	NA	NA	NA	NA	NA	25	NA	ND
Perfluoropentanesulfonic acid (PFPeS)	**--**	NA	ND	NA	NA	NA	NA	NA	NA	NA	ND	NA	NA	NA	NA	NA	NA	NA	ND	NA	NA	NA	NA	NA	NA	NA	NA	NA	NA	ND	NA	ND
Perfluorotetradecanoic acid (PFTeA)	**--**	NA	ND	NA	NA	NA	NA	NA	NA	NA	ND	NA	NA	NA	NA	NA	NA	NA	ND	NA	NA	NA	NA	NA	NA	NA	NA	NA	NA	ND	NA	ND
Pefluorotridecanoic Acid (PFTriDA)	**--**	NA	ND	NA	NA	NA	NA	NA	NA	NA	ND	NA	NA	NA	NA	NA	NA	NA	ND	NA	NA	NA	NA	NA	NA	NA	NA	NA	NA	ND	NA	ND
Perfluoroundercanoic Acid (PFUnA)	**--**	NA	ND	NA	NA	NA	NA	NA	NA	NA	ND	NA	NA	NA	NA	NA	NA	NA	ND	NA	NA	NA	NA	NA	NA	NA	NA	NA	NA	ND	NA	ND

Notes:
1. Only those parameters detected at a minimum of one sample location are presented in this table; all other compounds were reported as non-detect.
2. Values per NYSDEC TOGS 1.1.1 Class GA Groundwater Quality Standards (GWQS); PFOA and PFOS results are compared to NYSDEC February 2023 Guidance for groundwater of 2.7 and 6.7 ng/L, respectively.
3. Tentatively Identified Compounds (TICs).
4. Extraction methodology of Selective Ion Monitoring (SIM) was used for 1,4-dioxane.

Definitions:
ug/L = micrograms per liter; ng/L = nanograms per liter
NA = Parameter not tested.
ND = Parameter not detected above laboratory detection limit.
"--" = No GWQS or action level available.
J = Estimated value; result is less than the sample quantitation limit but greater than zero.
B = Analytical was detected in the associated blank as well as in the sample.
D = Analyzed at dilution
F = The ratio of quantifier ion response to qualifier ion response falls outside of the laboratory criteria. Results are considered to be an estimated maximum concentrationestimated maximum concentration.
F1 = MS and/or MSD Recovery is outside acceptance limits.
F2 = MS/MSD RPD exceeds control limits.
EMPC = the results do not meet all criteria for a confirmed identification. The quantitative value represents the Estimated Maxiumum Possible Concentration of the analyte in the sample.
* = applies to the sum of these substances.
= Result exceeds Class GA GWQS
= Per NYSDEC February 2023 guidance, result indicates PFOS/PFOA should be further assessed and considered as potential contaminants of concern in groundwater

ROUX

TABLE 1
SUMMARY OF GROUNDWATER ANALYTICAL DATA

OREGON ROAD SITE
BCP SITE NO. C905053
OLEAN, NEW YORK

Parameter [1]	NYSDEC Class GA GWQS[2]	Oregon Road Site									Homer Street Extension																	Downgradient of Barrier					
		MW-12									MW-13									MW-15								MW-16					
		2/7/17	7/25/18	3/4/19	6/14/22	1/3/23	6/8/23	7/18/24	1/8/25	8/1/25	7/25/18	3/4/19	6/14/22	1/3/23	6/8/23	7/18/24	1/8/25	7/31/25	7/25/18	4/11/19	6/14/22	1/3/23	6/8/23	7/18/24	1/9/25	8/1/25	6/14/22	1/3/23	6/8/23	7/18/24	1/9/25	8/1/25
TCL Volatile Organic Compounds (VOCs) - ug/L																																	
Acetone	**50**	ND	NA	NA	ND	ND	ND	3.9 J	ND	NA	ND	NA	ND	ND	1.5 J	3.8 J	ND	NA	ND	NA	2.1 J	**230 J**	**230 D**	**130**	18	NA	ND	ND	2.0 J	ND	1.8 J	NA
Carbon disulfide	**60**	ND	NA	NA	ND	ND	ND	ND	ND	NA	1.1	NA	ND	ND	ND	ND	ND	NA	ND	NA	ND	ND	ND	ND	ND	NA	ND	ND	ND	ND	ND	NA
Cyclohexane	**--**	ND	NA	NA	ND	ND	ND	ND	ND	NA	ND	NA	ND	ND	ND	ND	ND	NA	3.0	NA	0.70 J	ND	1.5 J	1.0 J	ND	NA	ND	ND	ND	ND	ND	NA
Methylcyclohexane	**--**	ND	NA	NA	ND	ND	ND	ND	ND	NA	ND	NA	ND	ND	ND	ND	ND	NA	4.3	NA	0.77 J	ND	2.1 J	2.1 J	ND	NA	ND	ND	ND	ND	ND	NA
Methylene Chloride	**5**	ND	NA	NA	ND	ND	ND	ND	ND	NA	ND	NA	ND	ND	ND	ND	ND	NA	2.1	NA	ND	ND	ND	ND	ND	NA	ND	ND	ND	ND	ND	NA
Trichloroethene	**5**	ND	NA	NA	ND	ND	ND	ND	ND	NA	ND	NA	ND	ND	ND	ND	ND	NA	ND	NA	ND	ND	ND	0.54	ND	NA	ND	ND	ND	ND	ND	NA
VOC-TICs[3]	**--**	*0.36 J*	*NA*	*NA*	*ND*	*ND*	*ND*	*ND*	*ND*	*NA*	*ND*	*NA*	*ND*	*1.38 J*	*ND*	*5.01 J*	*ND*	*NA*	*ND*	*NA*	*4.1 J*	*ND*	*14.4*	*5.62 J*	*ND*	*NA*	*ND*	*ND*	*ND*	*ND*	*ND*	*NA*
TCL Semi-Volatile Organic Compounds (SVOCs) - ug/L																																	
2-Methylnaphthalene	**--**	ND	NA	NA	ND	ND	ND	0.04 J	ND	ND	ND	NA	ND	ND	ND	ND	ND	ND	ND	NA	ND	ND	ND	ND	ND	ND	ND	ND	ND	0.23	ND	ND
Acenaphthene	**20**	ND	NA	NA	ND	ND	ND	ND	ND	ND	ND	NA	ND	ND	ND	ND	ND	ND	ND	NA	ND	ND	ND	ND	ND	ND	ND	ND	ND	0.07 J	ND	ND
Acenaphthylene	**--**	ND	NA	NA	ND	ND	ND	ND	ND	ND	ND	NA	ND	ND	ND	ND	ND	ND	ND	NA	ND	ND	ND	ND	ND	ND	ND	ND	ND	ND	ND	ND
Acetophenone	**--**	ND	NA	NA	ND	ND	ND	ND	ND	ND	ND	NA	0.87 J	0.94 J	ND	ND	ND	ND	ND	NA	1.1 J	ND	ND	ND	ND	ND	ND	ND	ND	ND	ND	ND
Anthracene	**50**	ND	NA	NA	ND	ND	ND	ND	ND	ND	ND	NA	ND	ND	ND	ND	ND	ND	ND	NA	0.03 J	ND	ND	ND	ND	ND	ND	ND	ND	ND	ND	ND
Benzo(a)anthracene	**0.002**	ND	NA	NA	ND	ND	ND	ND	ND	ND	ND	NA	ND	ND	**0.06 J**	ND	ND	ND	ND	NA	ND	**0.07 J**	ND	ND	ND	ND	ND	**0.03 J**	ND	**0.04 J**	ND	ND
Benzo(a)pyrene	**ND**	ND	NA	NA	ND	ND	ND	ND	ND	ND	ND	NA	ND	ND	**0.06 J**	ND	ND	ND	ND	NA	ND	ND	ND	ND	ND	ND	ND	ND	ND	**0.04 J**	ND	ND
Benzo(b)fluoranthene	**0.002**	ND	NA	NA	ND	ND	ND	ND	ND	ND	ND	NA	ND	**0.01 J**	**0.10 J**	ND	ND	ND	ND	NA	ND	ND	ND	ND	ND	ND	ND	**0.02 J**	ND	**0.05 J**	ND	ND
Benzo(g,h,i)perylene	**--**	ND	NA	NA	ND	ND	ND	ND	ND	ND	ND	NA	ND	ND	0.09 J	ND	ND	ND	ND	NA	ND	ND	ND	ND	ND	ND	ND	ND	ND	0.04 J	ND	ND
Benzo(k)fluoranthene	**--**	ND	NA	NA	ND	ND	ND	ND	ND	ND	ND	NA	ND	ND	0.09 J	ND	ND	ND	ND	NA	ND	ND	ND	ND	ND	ND	ND	0.01 J	ND	ND	ND	ND
Bis(2-ethylhexyl) phthalate	**--**	ND	NA	NA	ND	ND	ND	ND	ND	ND	ND	NA	ND	ND	ND	ND	ND	ND	ND	NA	ND	ND	ND	ND	ND	ND	ND	ND	ND	ND	ND	1.7 J
Caprolactam	**--**	ND	NA	NA	ND	ND	ND	ND	ND	ND	11 J	NA	ND	ND	ND	ND	ND	ND	59	NA	ND	ND	ND	2.7 J	ND	ND	ND	ND	ND	ND	ND	ND
Chrysene	**0.002**	ND	NA	NA	ND	ND	ND	ND	ND	ND	ND	NA	ND	ND	**0.08 J**	ND	ND	ND	ND	NA	ND	ND	ND	ND	ND	ND	ND	ND	ND	**0.03 J**	ND	ND
Dibenzo(a,h)anthracene	**--**	ND	NA	NA	ND	ND	ND	ND	ND	ND	ND	NA	ND	ND	0.10 J	ND	ND	ND	ND	NA	ND	ND	ND	ND	ND	ND	ND	ND	ND	ND	ND	ND
Diethyl phthalate	**50**	ND	NA	NA	ND	ND	ND	ND	ND	ND	ND	NA	ND	ND	ND	ND	ND	ND	ND	NA	ND	ND	ND	ND	ND	ND	ND	ND	ND	1.3 J	ND	ND
Di-n-butyl phthalate	**50**	ND	NA	NA	ND	ND	ND	ND	ND	ND	1.8 J	NA	ND	ND	ND	ND	ND	ND	ND	NA	ND	ND	ND	ND	ND	ND	ND	ND	ND	ND	ND	4.4 J
Fluoranthene	**50**	ND	NA	NA	ND	ND	ND	ND	ND	ND	ND	NA	ND	ND	ND	ND	ND	ND	0.35 J	NA	ND	ND	ND	ND	ND	ND	ND	ND	ND	0.08 J	ND	ND
Fluorene	**50**	ND	NA	NA	ND	ND	ND	ND	ND	ND	ND	NA	ND	ND	ND	ND	ND	ND	ND	NA	0.03 J	ND	ND	ND	ND	ND	ND	ND	ND	0.03 J	ND	ND
Hexachlorobenzene	**0.04**	ND	NA	NA	ND	ND	ND	ND	ND	ND	ND	NA	ND	ND	ND	ND	ND	ND	ND	NA	0.03 J	ND	ND	ND	ND	ND	ND	ND	ND	ND	ND	ND
Hexachlorobutadiene	**0.5**	ND	NA	NA	ND	ND	ND	ND	ND	ND	ND	NA	ND	ND	ND	ND	ND	ND	ND	NA	ND	ND	ND	ND	ND	ND	ND	ND	ND	0.03 J	ND	ND
Indeno(1,2,3-cd)pyrene	**0.002**	ND	NA	NA	ND	ND	ND	ND	ND	ND	ND	NA	ND	ND	**0.10 J**	ND	ND	ND	ND	NA	ND	ND	ND	ND	ND	ND	ND	ND	ND	**0.04 J**	ND	ND
Naphthalene	**10**	ND	NA	NA	ND	ND	0.08 J	0.03 J	ND	ND	ND	NA	ND	ND	ND	ND	ND	ND	ND	NA	ND	ND	ND	ND	ND	ND	ND	ND	ND	1.3 B	ND	ND
Pentachlorophenol	**1 ***	ND	NA	NA	ND	ND	ND	0.08 J	ND	ND	ND	NA	ND	ND	ND	0.07 J	ND	0.24 J	ND	NA	ND	ND	ND	0.08 J	ND	ND	ND	ND	ND	0.16 J	ND	ND
Phenanthrene	**50**	ND	NA	NA	ND	ND	ND	ND	ND	ND	ND	NA	ND	ND	ND	ND	ND	ND	ND	NA	ND	ND	ND	ND	ND	ND	ND	ND	ND	0.06 J	ND	ND
Phenol	**1 ***	ND	NA	NA	ND	ND	ND	ND	ND	**1.7 J**	ND	NA	ND	ND	ND	**2.6 J**	ND	**1.7 J**	ND	NA	ND	ND	ND	ND	ND	0.73 J	ND	ND	ND	ND	ND	**1.9 J**
Pyrene	**50**	ND	NA	NA	ND	ND	ND	ND	ND	ND	ND	NA	ND	ND	ND	ND	ND	ND	ND	NA	ND	ND	ND	ND	ND	ND	ND	ND	ND	0.07 J	ND	ND
SVOC-TICs[3]	**--**	*ND*	*NA*	*NA*	*52 J*	*6.6 J*	*50 J*	*28 J*	*23 J*	*6.3 J*	*3,946*	*NA*	*7.4 J*	*243 J*	*60 J*	*137 J*	*7.7 J*	*67 J*	*729*	*NA*	*37 J*	*44 J*	*249 J*	*403 J*	*68 J*	*42 J*	*21 J*	*10 J*	*25 J*	*886 J*	*7.5 J*	*15 J*
Perfluorinated Alkyl Acids - ng/L	***NYSDEC April 2023 AWQGVs[2]***																																
1H,1H,2H,2H-Perfluorodecanessulfonic Acid (8:2FTS)	**--**	NA	ND	ND	ND	ND	ND	ND	ND	ND	ND	ND	NA	NA	NA	NA	NA	NA	ND	ND	NA	NA	NA	NA	NA	NA	ND	ND	ND	ND	ND	ND
1H,1H,2H,2H-Perfluorooctaneslfonic Acid (6:2FTS)	**--**	NA	ND	ND	ND	ND	ND	ND	ND	ND	ND	0.42 J	NA	NA	NA	NA	NA	NA	ND	ND	NA	NA	NA	NA	NA	NA	ND	ND	ND	ND	ND	ND
N-ethyl Perfluorooctanesulfonamidoacetic Acid (NEtFOSAA)	**--**	NA	ND	4.74	ND	ND	ND	ND	ND	ND	ND	ND	NA	NA	NA	NA	NA	NA	ND	ND	NA	NA	NA	NA	NA	NA	ND	ND	ND	ND	ND	ND
N-methyl Perfluorooctanesulfonamidoacetic Acid (NMeFOSAA)	**--**	NA	ND	4.65	ND	ND	ND	ND	ND	ND	ND	ND	NA	NA	NA	NA	NA	NA	ND	ND	NA	NA	NA	NA	NA	NA	ND	ND	ND	ND	ND	ND
Perfluorobutanesulfonic Acid (PFBS)	**--**	NA	61	111 J	207	238	88.1	223	165	84.1	670	732 J	NA	NA	NA	NA	NA	NA	3.0 J	2.5 J	NA	NA	NA	NA	NA	NA	2.32 J	3.09	3.6 J	24.8	8.32	6.24 J
Perfluorobutanoic acid (PFBA)	**--**	NA	37	26.9	41.9	74	22.5	60.2	56.2 JD	33.9 D	200	182	NA	NA	NA	NA	NA	NA	120	25	NA	NA	NA	NA	NA	NA	6.51	8.99	8.8 J	16.9	19.7	20.6 J
Perfluorosulfonic Acid (PFDS)	**--**	NA	ND	ND	ND	ND	ND	ND	ND	ND	ND	ND	NA	NA	NA	NA	NA	NA	ND	ND	NA	NA	NA	NA	NA	NA	ND	ND	ND	ND	ND	ND
Perfluorodecanoic Acid (PFDA)	**--**	NA	ND	ND	ND	ND	ND	ND	ND	ND	ND	ND	NA	NA	NA	NA	NA	NA	ND	ND	NA	NA	NA	NA	NA	NA	ND	ND	ND	ND	ND	ND
Perfluorododecanoic Acid (PFDoA)	**--**	NA	ND	0.629 J	ND	ND	ND	ND	ND	ND	ND	ND	NA	NA	NA	NA	NA	NA	ND	ND	NA	NA	NA	NA	NA	NA	ND	ND	ND	ND	ND	ND
Perfluoroheptanesulfonic Acid (PFHpS)	**--**	NA	18	31.4	10.4	11.6	8.22	31.9	21.3	17.7	4.4 J	ND	NA	NA	NA	NA	NA	NA	ND	ND	NA	NA	NA	NA	NA	NA	ND	1.37 J	2.4 J	9.59	3.73	1.72 J
Perfluoroheptanoic acid (PFHpA)	**--**	NA	17	29.3	42.7	49.3	19.4	65.3	45.1 J	25.3	180	119	NA	NA	NA	NA	NA	NA	1.8 J	ND	NA	NA	NA	NA	NA	NA	0.855 J	1.12 J	2.00 J	9.23	1.27 J	2.44 J
Perfluorohexanesulfonic Acid (PFHxS)	**--**	NA	520 B	784	757	629	320	1010 D	823 D	540 D	1,100 B	847	NA	NA	NA	NA	NA	NA	2.4 JB	ND	NA	NA	NA	NA	NA	NA	15.9 J	32.6	40	277	55.1	39.5
Perfluorohexanoic acid (PFHxA)	**--**	NA	96	171	270	393	124	299	227	128	1,900	1,520	NA	NA	NA	NA	NA	NA	ND	ND	NA	NA	NA	NA	NA	NA	4.63	5.84	9.6	53.6	11.9	10.8
Perfluorononanoic acid (PFNA)	**--**	NA	0.47 J	0.729 J	ND	ND	ND	0.601 EMPC	0.448 J	0.397 J	ND	ND	NA	NA	NA	NA	NA	NA	ND	ND	NA	NA	NA	NA	NA	NA	ND	ND	ND	0.912 J	ND	ND
Perfluorooctane Sulfonamide (PFOSA)	**--**	NA	ND	ND	ND	ND	ND	ND	ND	ND	ND	ND	NA	NA	NA	NA	NA	NA	ND	ND	NA	NA	NA	NA	NA	NA	ND	ND	ND	ND	ND	ND
Perfluorooctanesulfonic Acid (PFOS)	**2.7**	NA	**510**	**1,020**	**222**	**239**	**216**	**622 D**	**392**	**569 D**	3.5 J	ND	NA	NA	NA	NA	NA	NA	1.6 J	ND	NA	NA	NA	NA	NA	NA	**21.8**	**35.9**	**34.0**	**201**	**81.2**	**40.2**
Perfluorooctanoic acid (PFOA)	**6.7**	NA	**25 B**	**48.8**	**42.8**	**50.3**	**29.7**	**115**	**75.9**	**40**	**100 B**	**45.9**	NA	NA	NA	NA	NA	NA	2.0 JB	ND	NA	NA	NA	NA	NA	NA	0.82 EMPC	1.88	3.6 J	**25.3**	3.53	3.4 J
Perfluoropentanoic acid (PFPeA)	**--**	NA	15	35.8	70.2	108	37.4	84.7	64 J	33.5	250	321	NA	NA	NA	NA	NA	NA	ND	ND	NA	NA	NA	NA	NA	NA	2.11	3.38	4.8 J	16.1	11.3	13.4 J
Perfluoropentanesulfonic acid (PFPeS)	**--**	NA	ND	ND	ND	ND	76.2	207	176	89.5	ND	ND	NA	NA	NA	NA	NA	NA	ND	ND	NA	NA	NA	NA	NA	NA	ND	ND	ND	29.5	5.00	3.44 J
Perfluorotetradecanoic acid (PFTeA)	**--**	NA	ND	1.04 J	ND	ND	ND	NA	ND	ND	ND	ND	NA	NA	NA	NA	NA	NA	ND	ND	NA	NA	NA	NA	NA	NA	ND	ND	ND	16.1	ND	ND
Pefluorotridecanoic Acid (PFTriDA)	**--**	NA	ND	0.671 J	ND	ND	ND	ND	ND	ND	ND	ND	NA	NA	NA	NA	NA	NA	ND	ND	NA	NA	NA	NA	NA	NA	ND	ND	ND	ND	ND	ND
Perfluoroundercanoic Acid (PFUnA)	**--**	NA	0.25 J	0.479 J	ND	ND	ND	ND	ND	ND	ND	ND	NA	NA	NA	NA	NA	NA	ND	ND	NA	NA	NA	NA	NA	NA	ND	ND	ND	ND	ND	ND

Notes:
1. Only those parameters detected at a minimum of one sample location are presented in this table; all other compounds were reported as non-detect.
2. Values per NYSDEC TOGS 1.1.1 Class GA Groundwater Quality Standards (GWQS); PFOA and PFOS results are compared to NYSDEC February 2023 Guidance for groundwater of 2.7 and 6.7 ng/L, respectively.
3. Tentatively Identified Compounds (TICs).
4. Extraction methodology of Selective Ion Monitoring (SIM) was used for 1,4-dioxane.

Definitions:
ug/L = micrograms per liter; ng/L = nanograms per liter
NA = Parameter not tested.
ND = Parameter not detected above laboratory detection limit.
"--" = No GWQS or action level available.
J = Estimated value; result is less than the sample quantitation limit but greater than zero.
B = Analytical was detected in the associated blank as well as in the sample.
D = Analyzed at dilution
F = The ratio of quantifier ion response to qualifier ion response falls outside of the laboratory criteria. Results are considered to be an estimated maximum concentrationestimated maximum concentration.
F1 = MS and/or MSD Recovery is outside acceptance limits.
F2 = MS/MSD RPD exceeds control limits.
EMPC = the results do not meet all criteria for a confirmed identification. The quantitative value represents the Estimated Maxiumum Possible Concentration of the analyte in the sample.
* = applies to the sum of these substances.
= Result exceeds Class GA GWQS
= Per NYSDEC February 2023 guidance, result indicates PFOS/PFOA should be further assessed and considered as potential contaminants of concern in groundwater

ROUX

TABLE 2
SUMMARY OF GROUNDWATER ELEVATIONS

OREGON ROAD SITE
BCP SITE NO C905045
OLEAN, NEW YORK

Location[1]	TOR Elevation[2] (ft)	DTW (fbTOR)	Groundwater Elevation (ft)	DTW (fbTOR)	Groundwater Elevation (ft)	DTW (fbTOR)	Groundwater Elevation (ft)	DTW (fbTOR)	Groundwater Elevation (ft)	DTW (fbTOR)	Groundwater Elevation (ft)	DTW (fbTOR)	Groundwater Elevation (ft)	DTW (fbTOR)	Groundwater Elevation (ft)	DTW (fbTOR)	Groundwater Elevation (ft)	DTW (fbTOR)	Groundwater Elevation (ft)	DTW (fbTOR)	Groundwater Elevation (ft)	DTW (fbTOR)	Groundwater Elevation (ft)	DTW (fbTOR)	Groundwater Elevation (ft)	DTW (fbTOR)	Groundwater Elevation (ft)	DTW (fbTOR)	Groundwater Elevation (ft)	DTW (fbTOR)	Groundwater Elevation (ft)	DTW (fbTOR)	Groundwater Elevation (ft)
		2/8/17		8/2/18		4/12/19		10/22/20		11/18/20		1/26/21		2/11/21		3/4/21		4/14/21		8/3/21		6/14/22		1/3/23		6/8/23		7/18/24		1/8/25		7/31/25	
MW-2R	1441.52	NM	NM	6.45	1435.07	6.76	1434.76	5.76	1435.76	NM	NM	6.94	1434.58	6.95	1434.57	5.95	1435.57	6.06	1435.46	6.11	1435.41	5.90	1435.62	6.05	1435.47	6.50	1435.02	6.91	1434.61	6.36	1435.16	6.41	1435.11
MW-4	1469.48	6.59	1462.89	6.70	1462.78	6.04	1463.44	9.18	1460.30	7.61	1461.87	7.26	1462.22	7.49	1461.99	6.52	1462.96	6.77	1462.71	5.32	1464.16	5.50	1463.98	7.06	1462.42	8.88	1460.60	NM	-	6.70	1462.78	4.02	1465.46
MW-5	1432.01	11.15	1420.86	14.10	1417.91	12.66	1419.35	16.87	1415.14	15.91	1416.10	13.81	1418.20	14.89	1417.12	14.12	1417.89	13.50	1418.51	12.65	1419.36	12.32	1419.69	13.35	1418.66	14.56	1417.45	14.20	1417.81	13.77	1418.24	14.73	1417.28
MW-6	1456.65	9.35	1447.30	11.10	1445.55	8.96	1447.69	12.89	1443.76	8.41	1448.24	10.22	1446.43	11.05	1445.60	7.31	1449.34	3.44	1453.21	5.58	1451.07	6.60	1450.05	4.43	1452.22	9.69	1446.96	NM	-	3.97	1452.68	8.66	1447.99
MW-7	1462.56	10.00	1452.56	13.40	1449.16	9.75	1452.81	11.39	1451.17	NM	NM	11.51	1451.05	12.86	1449.70	11.36	1451.20	13.53	1449.03	10.72	1451.84	10.30	1452.26	10.25	1452.31	11.38	1451.18	10.81	1451.75	10.47	1452.09	11.06	1451.50
MW-8	1445.49	5.21	1440.28	5.61	1439.88	5.31	1440.18	9.96	1435.53	4.90	1440.59	5.41	1440.08	5.57	1439.92	5.22	1440.27	2.39	1443.10	1.22	1444.27	0.90	1444.59	1.65	1443.84	2.40	1443.09	1.90	1443.59	0.61	1444.88	2.84	1442.65
MW-9	1444.09	6.02	1438.07	6.20	1437.89	5.80	1438.29	6.89	1437.20	5.78	1438.31	5.82	1438.27	5.91	1438.18	5.38	1438.71	5.61	1438.48	5.75	1438.34	5.50	1438.59	5.25	1438.84	5.76	1438.33	5.74	1438.35	5.03	1439.06	5.23	1438.86
MW-10	1439.02	7.97	1431.05	8.20	1430.82	8.10	1430.92	13.29	1425.73	12.31	1426.71	11.97	1427.05	12.37	1426.65	12.31	1426.71	11.85	1427.17	12.34	1426.68	11.45	1427.57	11.75	1427.27	11.03	1427.99	NM	-	8.91	1430.11	10.65	1428.37
MW-11	1436.17	5.66	1430.51	6.45	1429.72	6.03	1430.14	10.68	1425.49	10.41	1425.76	NM	NM	NM	NM	9.72	1426.45	9.51	1426.66	9.96	1426.21	9.16	1427.01	9.07	1427.10	9.15	1427.02	NM	-	NM*	--	7.98***	1428.19
MW-12	1431.77	13.69	1418.08	16.55	1415.22	14.55	1417.22	NM	NM	18.50	1413.27	16.63	1415.14	17.50	1414.27	16.95	1414.82	16.15	1415.62	15.25	1416.52	15.28	1416.49	15.80	1415.97	17.19	1414.58	15.31	1416.46	15.92	1415.85	17.04	1414.73
MW-13	1445.77	NM	NM	11.15	1434.62	4.15	1441.62	9.75	1436.02	9.05	1436.72	7.62	1438.15	8.20	1437.57	8.01	1437.76	6.27	1439.50	4.00	1441.77	2.18	1443.59	8.06	1437.71	2.59	1443.18	3.39	1442.38	5.72	1440.05	2.88	1442.89
MW-15	1433.21	NM	NM	16.15	1417.06	14.20	1419.01	17.80	1415.41	17.99	1415.22	16.01	1417.20	17.22	1415.99	16.58	1416.63	15.84	1417.37	15.16	1418.05	14.96	1418.25	15.61	1417.60	16.88	1416.33	17.05	1416.16	15.36	1417.85	16.99	1416.22
MW-16	1427.65	--	--	--	--	--	--	--	--	--	--	--	--	--	--	--	--	--	--	11.15	1416.50	11.20	1416.45	11.75	1415.90	13.15	1414.50	12.40	1415.25	11.99	1415.66	13.06	1414.59

Notes:

1. Wells MW-2R, MW-13, & MW-15 were installed in July 2018. Well MW-16 was installed July 2021. All other existing wells installed in January and February 2017.
2. Elevations are referenced to NGVD 88.

* 1/8/25 Note: MW-11 Not Located due to heavy snow cover. Metal detector attempted.
** 1/8/25 Note: MW-16 DTW measured on 1/9/25.
*** 7/31/25 Note: MW-11 measured on 8/7/25.

Acronyms:

fbTOR = Feet below top of riser
DTW = Depth to water
NM = Not measured

FIGURES

1. Site Location and Vicinity Map
2. Site Plan (Pre-Remediation)
3. Site Plan (Post-Redevelopment)
4. Tax Map
5. Groundwater Isopotential Map (August 2025)
6. Site Cover System

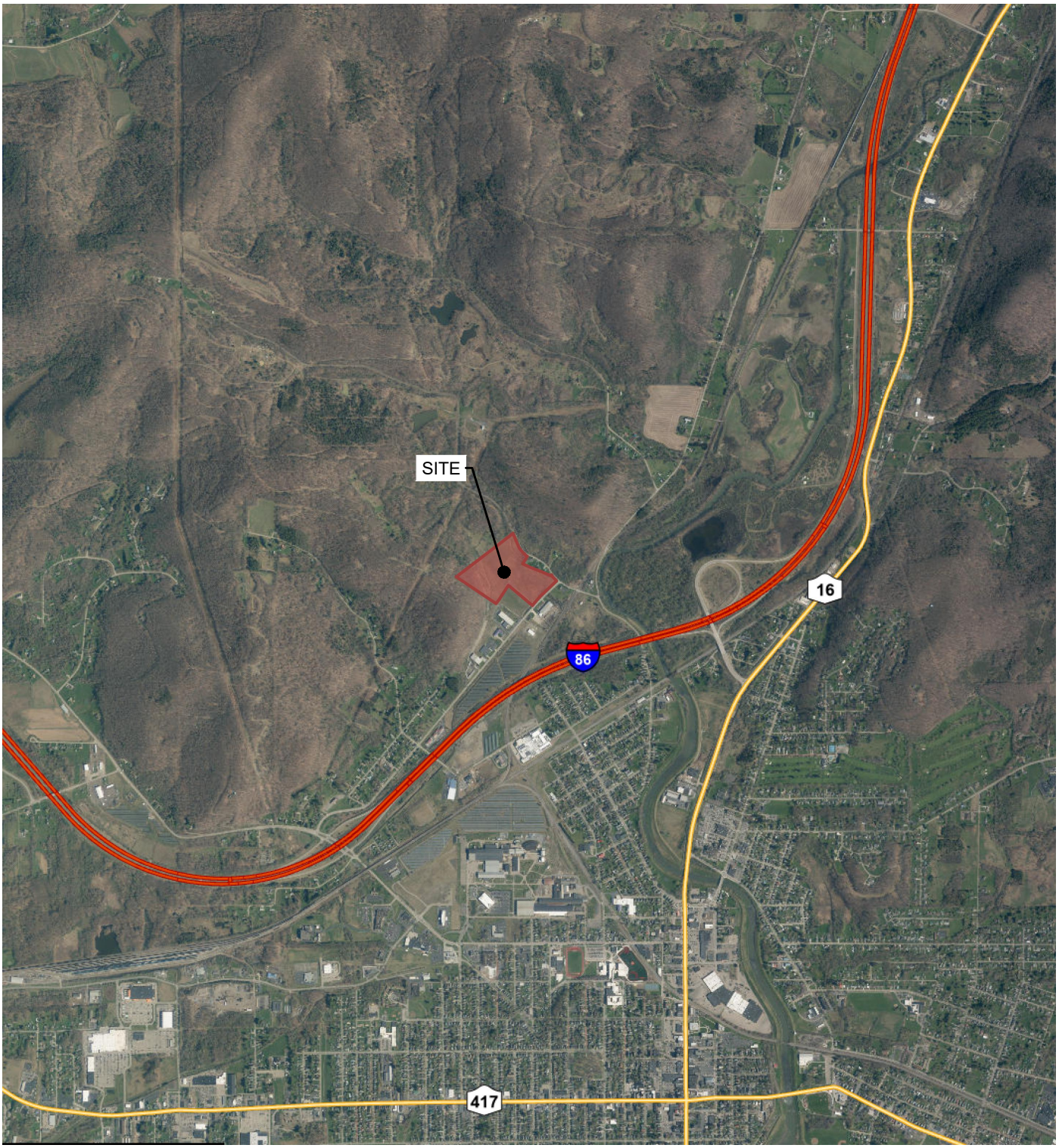

QUADRANGLE LOCATION

N

3,500' 0 3,500'

Title:

SITE LOCATION AND VICINITY MAP

PERIODIC REVIEW REPORT

OREGON ROAD SITE (BCP SITE NO. C905045)
OLEAN, NEW YORK

Prepared for:

HOMER STREET PROPERTIES, LLC

ROUX

Compiled by: JJY	Date: APRIL 2025	FIGURE
Prepared by: JJY	Scale: AS SHOWN	
Project Mgr: LER	Project: 4343.0001B000	1
File: FIGURE 1; SITE LOCATION AND VICINITY MAP.DWG		

\\SRVBFNYAFS1\BUFFALOSHARED\CAD\TURNKEY\HOMER STREET PROPERTIES, LLC\OREGON ROAD\2025 PRR\FIGURE 1; SITE LOCATION AND VICINITY MAP.DWG

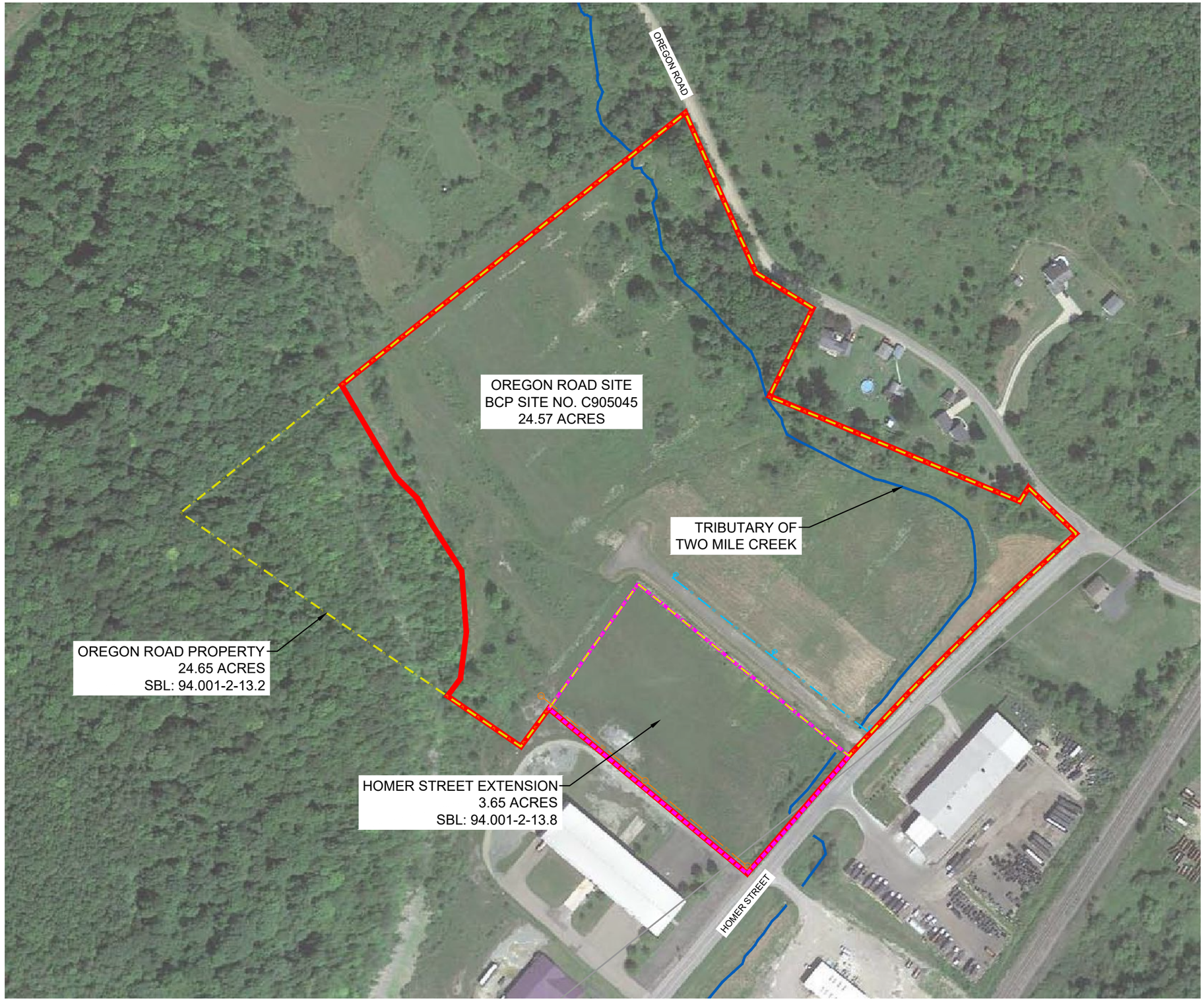

LEGEND:

- BCP SITE BOUNDARY
- OREGON ROAD PROPERTY BOUNDARY
- HOMER STREET EXTENSION PROPERTY BOUNDARY
- CITY OF OLEAN CORPORATE BOUNDARY
- SANITARY PIPELINE
- SANITARY MANHOLE
- FIRE MAIN
- FIRE HYDRANT

N

200' 0 200'

Title:

SITE PLAN (AERIAL)
PRE-REMEDIAL ACTION

PERIODIC REVIEW REPORT

OREGON ROAD SITE (BCP SITE NO. C905045)
OLEAN, NEW YORK

Prepared for:

HOMER STREET PROPERTIES, LLC

ROUX

Compiled by: JJY	Date: APRIL 2024	FIGURE
Prepared by: JJY	Scale: AS SHOWN	2
Project Mgr: LER	Project: 4343.0001B000	
File: FIGURE 2; SITE PLAN (AERIAL)_PRE-REMEDIATION.DWG		

F:\CAD\TURNKEY\HOMER STREET PROPERTIES, LLC\OREGON ROAD\2025 PRR\FIGURE 2; SITE PLAN (AERIAL)_PRE-REMEDIATION.DWG

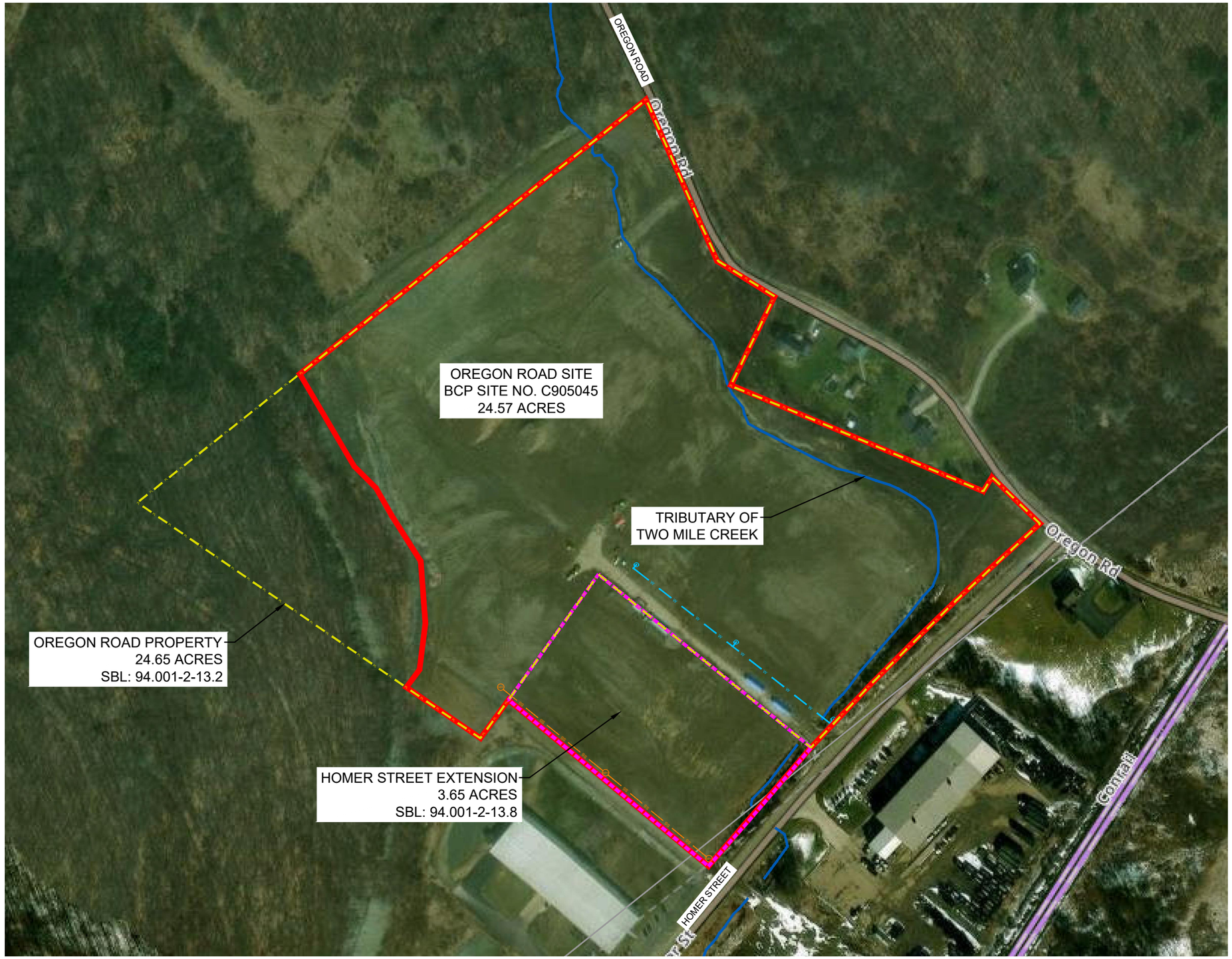

LEGEND:

- BCP SITE BOUNDARY
- OREGON ROAD PROPERTY BOUNDARY
- HOMER STREET EXTENSION PROPERTY BOUNDARY
- CITY OF OLEAN CORPORATE BOUNDARY
- SANITARY PIPELINE
- SANITARY MANHOLE
- FIRE MAIN
- FIRE HYDRANT

N

200' 0 200'

Title:

SITE PLAN (AERIAL) POST REMEDIAL ACTION

PERIODIC REVIEW REPORT

OREGON ROAD SITE (BCP SITE NO. C905045)
OLEAN, NEW YORK

Prepared for:

HOMER STREET PROPERTIES, LLC

ROUX

Compiled by: JJY	Date: APRIL 2025	FIGURE
Prepared by: JJY	Scale: AS SHOWN	3
Project Mgr: LER	Project: 4343.0001B000	
File: FIGURE 3; SITE PLAN (AERIAL)_POST-REMEDIATION.DWG		

F:\CAD\TURNKEY\HOMER STREET PROPERTIES, LLC\OREGON ROAD\2025 PRR\FIGURE 3; SITE PLAN (AERIAL)_POST-REMEDIATION.DWG

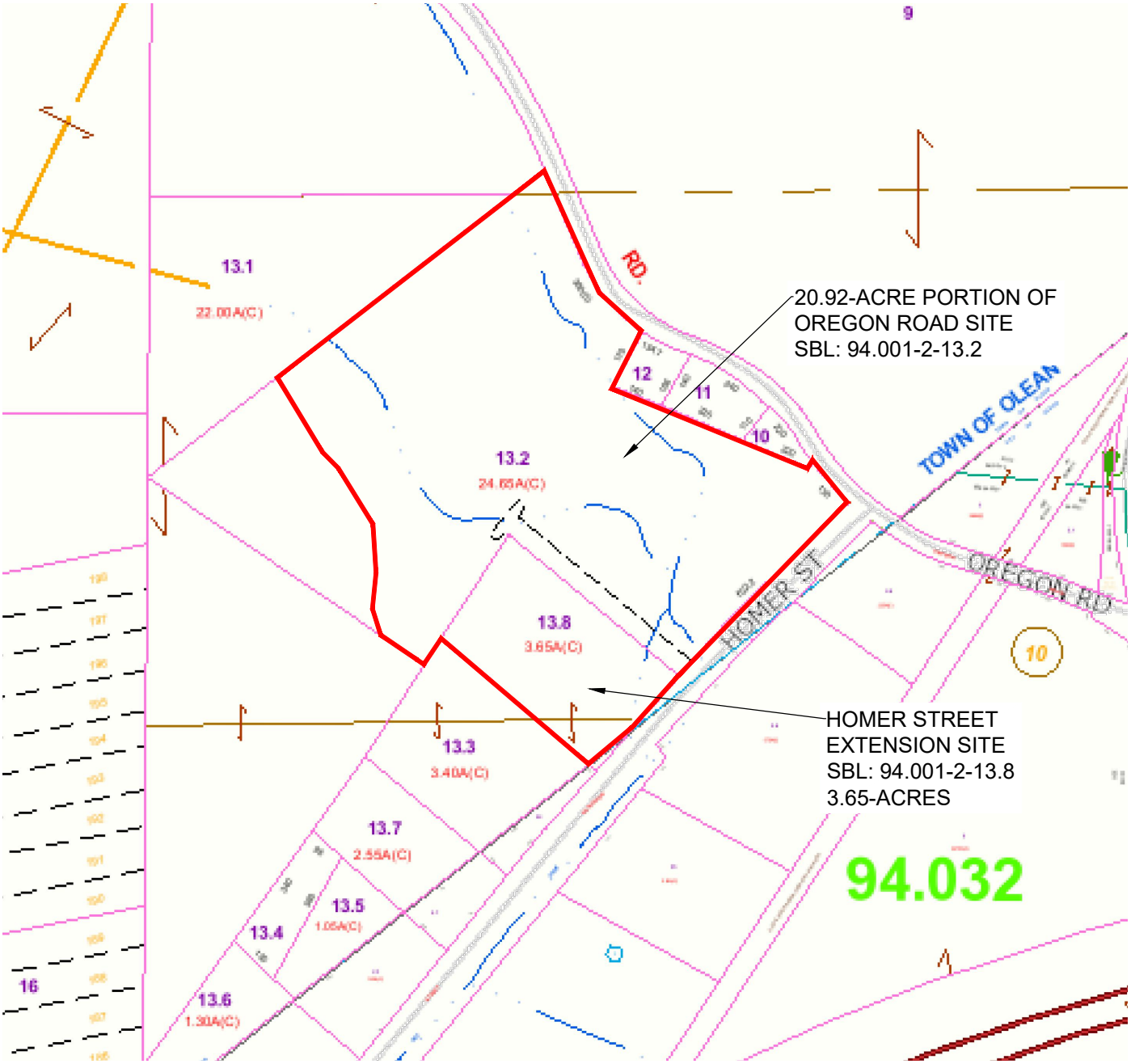

LEGEND:

BCP SITE BOUNDARY

N

400' 0 400'

Title:

TAX MAP

PERIODIC REVIEW REPORT

OREGON ROAD SITE (BCP SITE NO. C905045)
OLEAN, NEW YORK

Prepared for:

HOMER STREET PROPERTIES, LLC

ROUX

Compiled by: JJY	Date: APRIL 2025	FIGURE
Prepared by: JJY	Scale: AS SHOWN	4
Project Mgr: LER	Project: 4343.0001B000	
File: FIGURE 4; TAX MAP.DWG		

F:\CAD\TURNKEY\HOMER STREET PROPERTIES, LLC\OREGON ROAD\2025 PRR\FIGURE 4; TAX MAP.DWG

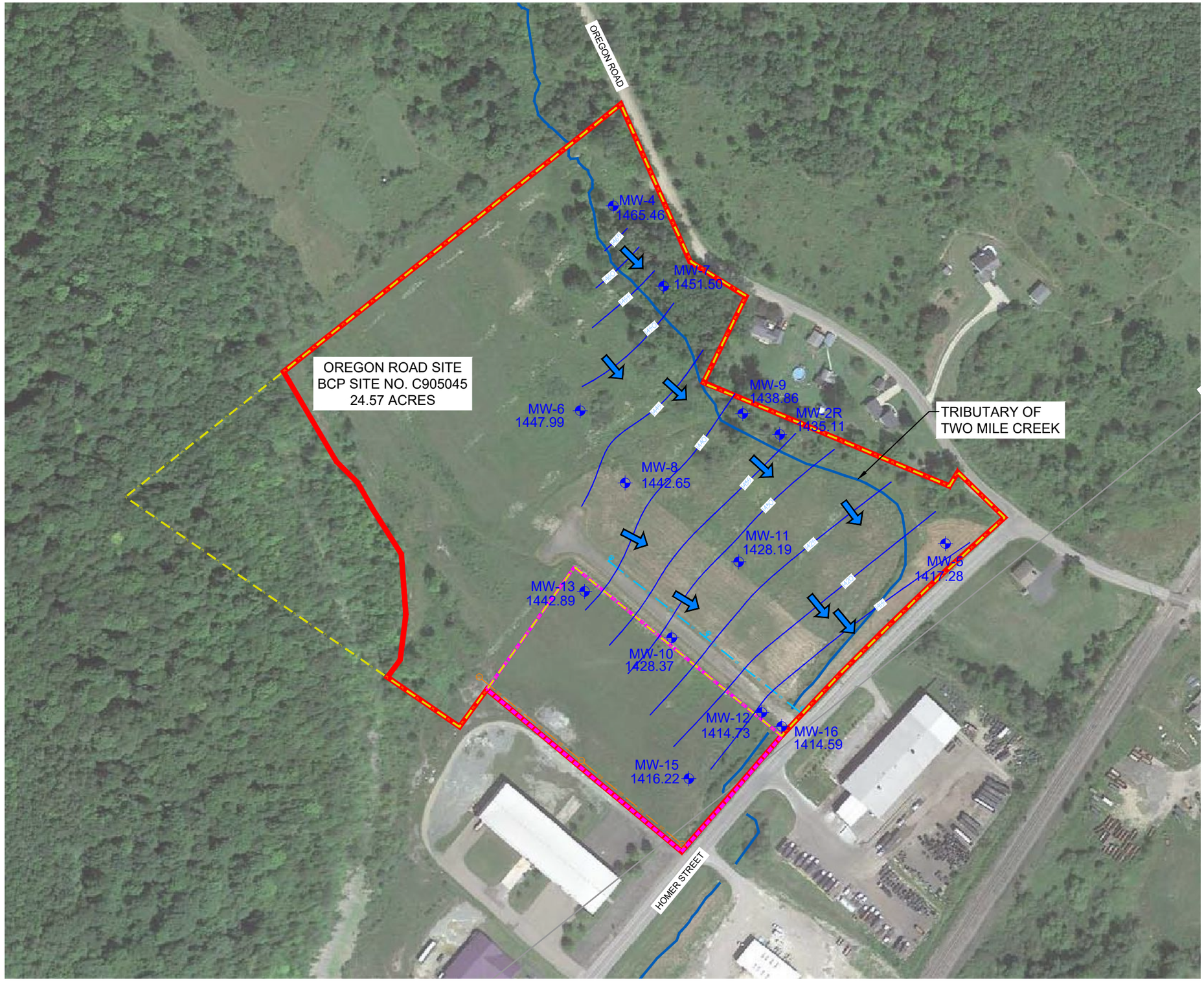

LEGEND:

- BCP SITE BOUNDARY
- CITY OF OLEAN CORPORATE BOUNDARY
- SANITARY PIPELINE
- SANITARY MANHOLE
- FIRE MAIN
- FIRE HYDRANT
- MW-5 1417.81 — RI MONITORING WELL LOCATION (GW ELEVATIONS ARE REFERENCED TO NGVD 88)
- GROUNDWATER ELEVATION CONTOUR
- GROUNDWATER FLOW DIRECTION

N

200' 0 200'

Title:

GROUNDWATER ISOPOTENTIAL MAP JULY 2025

PERIODIC REVIEW REPORT

OREGON ROAD SITE (BCP SITE NO. C905045)
OLEAN, NEW YORK

Prepared for:

HOMER STREET PROPERTIES, LLC

ROUX

Compiled by: CNK	Date: MARCH 2026	FIGURE
Prepared by: CNK	Scale: AS SHOWN	5
Project Mgr: LER	Project: 4343.0001B000	
File: FIGURE 5; GROUNDWATER ISOPOTENTIAL MAP (JULY 2025).DWG		

F:\CAD\TURNKEY\HOMER STREET PROPERTIES, LLC\OREGON ROAD\2026 PRR\FIGURE 5; GROUNDWATER ISOPOTENTIAL MAP (JULY 2025).DWG

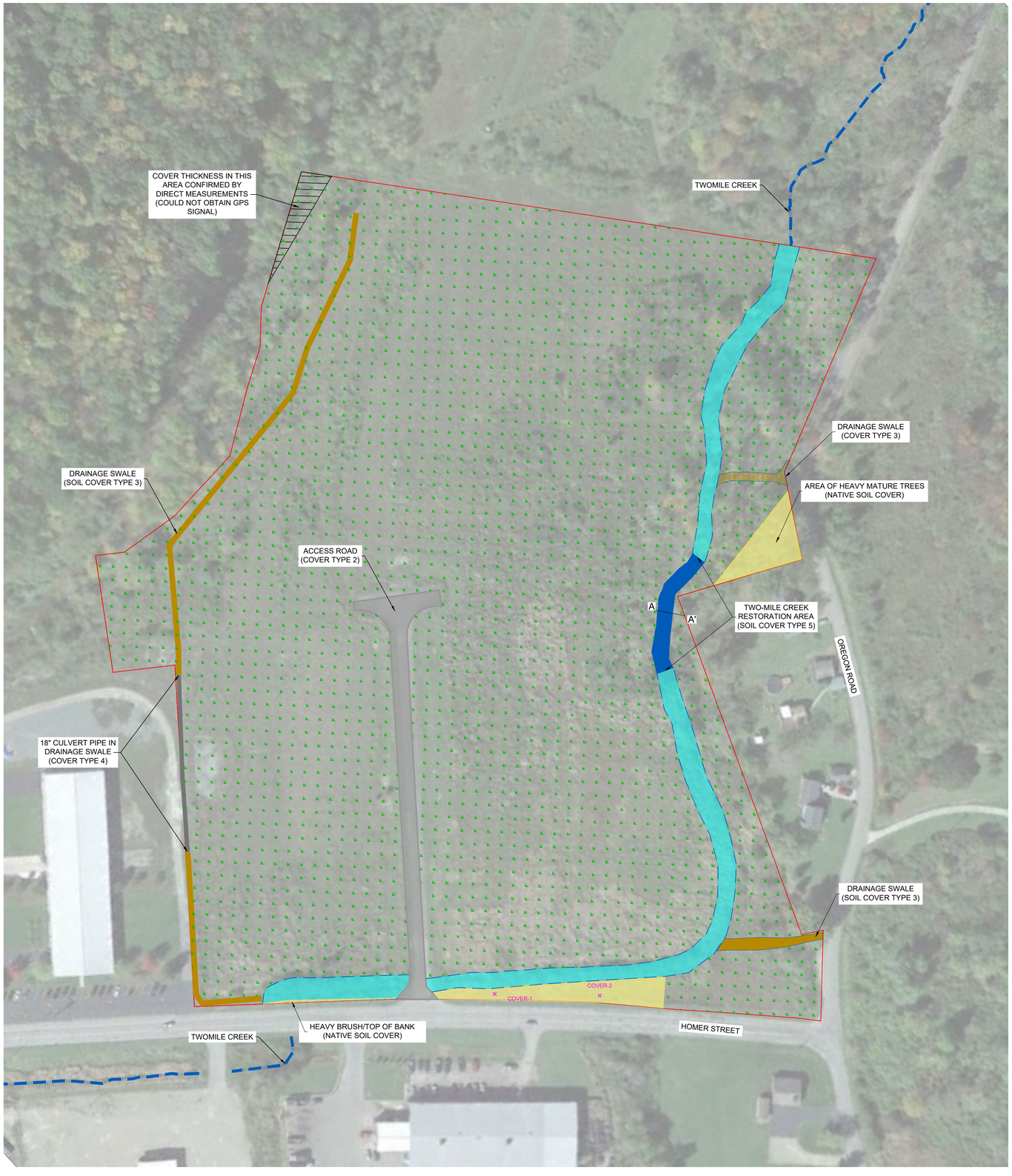

COVER TYPE 1

VEGETATED SOIL COVER SYSTEM DETAIL
NTS

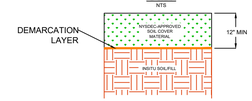

COVER TYPE 2

EXISTING ASPHALT COVER SYSTEM DETAIL
NTS

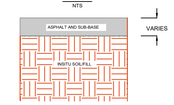

COVER TYPE 3

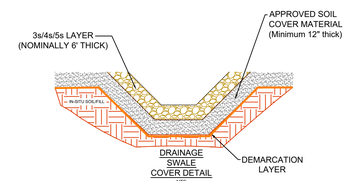

DRAINAGE SWALE COVER DETAIL
NTS

COVER TYPE 4

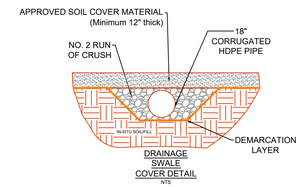

DRAINAGE SWALE COVER DETAIL
NTS

COVER TYPE 5

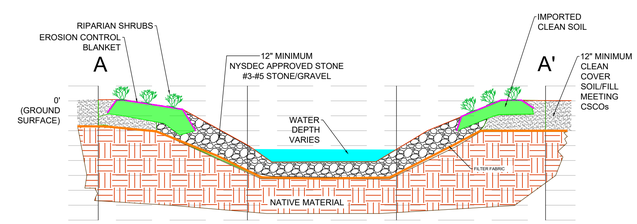

NOTE: TRIBUTARY WIDTH VARIES ALONG LENGTH OF RESTORATION AREA

LEGEND:

- BCP SITE BOUNDARY
- DRAINAGE SWALE
- VEGETATED COVER SYSTEM (COVER TYPE 1)
- EXISTING ACCESS ROAD ASPHALT COVER SYSTEM (COVER TYPE 2)
- DRAINAGE SWALE (COVER TYPE 3)
- CULVERT IN DRAINAGE SWALE (COVER TYPE 4)
- TWO-MILE CREEK RESTORATION AREA (COVER TYPE 5)
- EXISTING UPPER 1' OF SOILS MEETING CSCO
- LIMITS OF TWO MILE CREEK ON SITE
- COVER-1 × COVER SOIL SAMPLE LOCATION

NOTES:
1. ALL IMPORTED SOIL MEETS UNRESTRICTED SOIL CLEANUP OBJECTIVES (USCOs) AND PROTECTION OF ECOLOGICAL RESOURCES SCOs (PERSCOs).

N

80' 0 80'

Title:

SITE COVER SYSTEM

PERIODIC REVIEW REPORT

OREGON ROAD SITE (BCP SITE NO. C905045)
OLEAN, NEW YORK

Prepared for:
HOMER STREET PROPERTIES, LLC

ROUX

Compiled by: JJY	Date: APRIL 2025
Prepared by: JJY	Scale: AS SHOWN
Project Mgr: LER	Project: 4343.0001B000
File: FIGURE 7; SITE COVER SYSTEM.DWG	

7

F:\CAD\TURNKEY\HOMER STREET PROPERTIES, LLC\OREGON ROAD\2025 PRR\FIGURE 7; SITE COVER SYSTEM.DWG

APPENDICES

A. IC/EC Certification Form

B. Site Photographic Log

C. Groundwater Sampling Field Forms, Analytical Data, and DUSR

APPENDIX A

IC/EC Certification Form

Enclosure 2
NEW YORK STATE DEPARTMENT OF ENVIRONMENTAL CONSERVATION
Site Management Periodic Review Report Notice
Institutional and Engineering Controls Certification Form

Site Details **Box 1**

Site No. **C905045**

Site Name Oregon Road Site

Site Address: Oregon Road and Homer Street Extension Zip Code: 14760
City/Town: Olean
County: Cattaraugus
Site Acreage: 24.570

Reporting Period: April 17, 2025 to April 17, 2026

	YES	NO
1. Is the information above correct?	✓	
If NO, include handwritten above or on a separate sheet.		
2. Has some or all of the site property been sold, subdivided, merged, or undergone a tax map amendment during this Reporting Period?		✓
3. Has there been any change of use at the site during this Reporting Period (see 6NYCRR 375-1.11(d))?		✓
4. Have any federal, state, and/or local permits (e.g., building, discharge) been issued for or at the property during this Reporting Period?		✓
If you answered YES to questions 2 thru 4, include documentation or evidence that documentation has been previously submitted with this certification form.		
5. Is the site currently undergoing development?		✓

Box 2

	YES	NO
6. Is the current site use consistent with the use(s) listed below? Commercial and Industrial	✓	
7. Are all ICs in place and functioning as designed?	✓	

IF THE ANSWER TO EITHER QUESTION 6 OR 7 IS NO, sign and date below and DO NOT COMPLETE THE REST OF THIS FORM. Otherwise continue.

A Corrective Measures Work Plan must be submitted along with this form to address these issues.

Signature of Owner, Remedial Party or Designated Representative Date

Box 2A

	YES	NO
8. Has any new information revealed that assumptions made in the Qualitative Exposure Assessment regarding offsite contamination are no longer valid?	☐	☑
If you answered YES to question 8, include documentation or evidence that documentation has been previously submitted with this certification form.		
9. Are the assumptions in the Qualitative Exposure Assessment still valid? (The Qualitative Exposure Assessment must be certified every five years)	☑	☐
If you answered NO to question 9, the Periodic Review Report must include an updated Qualitative Exposure Assessment based on the new assumptions.		

SITE NO. C905045 **Box 3**

Description of Institutional Controls

Parcel	Owner	Institutional Control
94.001-2-13.2 (portion of)	Homer Street Properties, LLC	Ground Water Use Restriction Soil Management Plan Landuse Restriction Monitoring Plan Site Management Plan IC/EC Plan

Imposition of an institutional control in the form of an environmental easement for the controlled property which will:

- require the remedial party or site owner to complete and submit to the Department a periodic certification of institutional and engineering controls in accordance with Part 375-1.8 (h)(3);
- allow the use and development of the controlled property for commercial use or industrial use as defined by Part 375-1.8(g), although land use is subject to local zoning laws;
- restrict the use of groundwater as a source of potable or process water, without necessary water quality treatment as determined by the NYSDOH or County DOH; and
- require compliance with the Department approved Site Management Plan.

94.001-2-13.8	State and Union, LLC	Ground Water Use Restriction Soil Management Plan Landuse Restriction Monitoring Plan Site Management Plan IC/EC Plan

Imposition of an institutional control in the form of an environmental easement for the controlled property which will:

- require the remedial party or site owner to complete and submit to the Department a periodic certification of institutional and engineering controls in accordance with Part 375-1.8 (h)(3);
- allow the use and development of the controlled property for commercial use or industrial use as defined by Part 375-1.8(g), although land use is subject to local zoning laws;
- restrict the use of groundwater as a source of potable or process water, without necessary water quality treatment as determined by the NYSDOH or County DOH; and
- require compliance with the Department approved Site Management Plan.

Box 4

Description of Engineering Controls

Parcel	Engineering Control
94.001-2-13.2 (portion of)	
	Groundwater Treatment System Cover System Monitoring Wells
• A site cover will be required to allow for commercial use of the site in areas where the upper one foot of exposed surface soil will exceed the applicable soil cleanup objectives (SCOs), except in areas proximate to Two Mile Creek where cover material must meet the protection of ecological resources SCOs; • In-Situ Groundwater Treatment Wall consisting of activated carbon (or other proprietary compounds) will be added to the subsurface to capture and prevent the migration of PFAS compounds in groundwater; and • Monitoring of groundwater using monitoring wells to ensure that the remedy remains protective of human health and the environment.	
94.001-2-13.8	
	Groundwater Treatment System Cover System Monitoring Wells
• A site cover will be required to allow for commercial use of the site in areas where the upper one foot of exposed surface soil will exceed the applicable soil cleanup objectives (SCOs), except in areas proximate to Two Mile Creek where cover material must meet the protection of ecological resources SCOs; • In-Situ Groundwater Treatment Wall consisting of activated carbon (or other proprietary compounds) will be added to the subsurface to capture and prevent the migration of PFAS compounds in groundwater; and • Monitoring of groundwater using monitoring wells to ensure that the remedy remains protective of human health and the environment.	

Box 5

Periodic Review Report (PRR) Certification Statements

1. I certify by checking "YES" below that:

   a) the Periodic Review report and all attachments were prepared under the direction of, and reviewed by, the party making the Engineering Control certification;

   b) to the best of my knowledge and belief, the work and conclusions described in this certification are in accordance with the requirements of the site remedial program, and generally accepted engineering practices; and the information presented is accurate and compete.

YES	NO
☑	☐

2. For each Engineering control listed in Box 4, I certify by checking "YES" below that all of the following statements are true:

   (a) The Engineering Control(s) employed at this site is unchanged since the date that the Control was put in-place, or was last approved by the Department;

   (b) nothing has occurred that would impair the ability of such Control, to protect public health and the environment;

   (c) access to the site will continue to be provided to the Department, to evaluate the remedy, including access to evaluate the continued maintenance of this Control;

   (d) nothing has occurred that would constitute a violation or failure to comply with the Site Management Plan for this Control; and

   (e) if a financial assurance mechanism is required by the oversight document for the site, the mechanism remains valid and sufficient for its intended purpose established in the document.

YES	NO
☑	☐

IF THE ANSWER TO QUESTION 2 IS NO, sign and date below and DO NOT COMPLETE THE REST OF THIS FORM. Otherwise continue.

A Corrective Measures Work Plan must be submitted along with this form to address these issues.

_____ _____

Signature of Owner, Remedial Party or Designated Representative — Date

IC CERTIFICATIONS
SITE NO. C905045

Box 6

SITE OWNER OR DESIGNATED REPRESENTATIVE SIGNATURE

I certify that all information and statements in Boxes 1,2, and 3 are true. I understand that a false statement made herein is punishable as a Class "A" misdemeanor, pursuant to Section 210.45 of the Penal Law.

I Don Benson at 509 N. First Street, Olean, NY 14760,
print name — print business address

am certifying as Owner (Owner or Remedial Party)

for the Site named in the Site Details Section of this form.

Don Benson — 5/14/2020
Signature of Owner, Remedial Party, or Designated Representative Rendering Certification — Date

EC CERTIFICATIONS

C905045

Box 7

Professional Engineer Signature

I certify that all information in Boxes 4 and 5 are true. I understand that a false statement made herein is punishable as a Class "A" misdemeanor, pursuant to Section 210.45 of the Penal Law.

I Lori E. Riker, P.E. at Roux Environmental Engineering & Geology, D.P.C. 2558 Hamburg Turnpike, Suite 300, Buffalo, NY 14218,

print name — print business address

am certifying as a Professional Engineer for the Owner

(Owner or Remedial Party)

STATE OF NEW YORK
LORI E. RIKER
077625-1
LICENSED PROFESSIONAL ENGINEER

Lori Riker — Lori E. Riker — 5/14/26

Signature of Professional Engineer, for the Owner or Remedial Party, Rendering Certification — Stamp (Required for PE) — Date

APPENDIX B

Site Photographic Log

SITE PHOTOGRAPHS

Photo 1:

Photo 2:

Photo 3:

Photo 4:

Site Inspection (April 9, 2026)

Photo 1: View of vegetative growth and Two-Mile Creek from southeastern boundary of the Site (looking southwest)

Photo 2: View of vegetative growth and Two-Mile Creek from southeastern boundary (looking northeast)

Photo 3: View of asphalt access road cover, vegetative cover, and monitoring well MW-10 (looking northwest)

Photo 4: View of vegetative cover system from western edge of Site (looking north)

SITE PHOTOGRAPHS

Photo 5:

Photo 6:

Photo 7:

Photo 8:

Site Inspection (April 9, 2026)

Photo 5: View of vegetative cover system and northern edge of asphalt cover system (looking northwest)

Photo 6: View of vegetative cover and drainage swale along western edge of Site (looking northwest)

Photo 7: View of vegetative cover and Two-Mile Creek in northern portion of the Site (looking northwest)

Photo 8: View of Two-Mile Creek in northern corner of the Site (looking northeast)

SITE PHOTOGRAPHS

Photo 9:

Photo 10:

Photo 11:

Photo 12:

Site Inspection (April 9, 2026)

Photo 9: View of drainage swale in northeast portion of the Site (looking northeast)

Photo 10: View of vegetative cover and Two-Mile Creek along eastern edge of Site (looking northwest)

Photo 11: View of Two-Mile Creek restoration area and vegetative cover along eastern boundary of the site (looking southeast)

Photo 12: View of vegetative cover along eastern edge of Site (looking northwest)

APPENDIX C

Groundwater Sampling Field Forms, Analytical Data, and DUSR

ROUX

EQUIPMENT CALIBRATION LOG

PROJECT INFORMATION:
Project Name: Oregon Rd Site
Project No.:
Client:

Date: 7/31/25

Instrument Source: ☐ Roux ☐ Rental

METER TYPE	UNITS	TIME	MAKE/MODEL	SERIAL NUMBER	CAL. BY	STANDARD	POST CAL. READING	SETTINGS
☒ pH meter	units	0830	Myron L Company Ultra Meter 6P	6243084 ☐ 6212375 ☐ 6223973 ☒	TAB	4.00 7.00 10.01	3.99 7.01 10.0	4 7 10
☒ Turbidity meter	NTU	0830	Hach 2100P or 2100Q Turbidimeter	06120C020523 (P) ☐ 17110C062619 (Q) ☐		10 NTU verification <0.4 20 100 800		
☒ Turbidity Meter	NTU	0830		LaMotte ☒		0 1 10	0 0.92 9.34	0 1 10
☒ Sp. Cond. meter	uS mS		Myron L Company Ultra Meter 6P	6243084 ☐ 6212375 ☐ 6223973 ☒	TAB	7,000 mS @ 25 °C	7,010	7,000
☐ PID	ppm		MinRAE 2000			open air zero ____ ppm Iso. Gas		MIBK response factor = 1.0
☒ Dissolved Oxygen	ppm	0830	HACH Model HQ30d	231041130043 ☐ 232721130003 ☒	TAB	100% Satuartion	✓	
☐ Particulate meter ☐ Radiation Meter	mg/m^3 uR/H					zero air background area		

ADDITIONAL REMARKS:
PREPARED BY: TAB

DATE: 7/31/25

ROUX

EQUIPMENT CALIBRATION LOG

PROJECT INFORMATION:
Project Name: Oregon Rd site
Project No.:
Client:

Date: 8/1/25

Instrument Source: ☐ Roux ☐ Rental

METER TYPE	UNITS	TIME	MAKE/MODEL	SERIAL NUMBER	CAL. BY	STANDARD	POST CAL. READING	SETTINGS
☒ pH meter	units	0830	Myron L Company Ultra Meter 6P	6243084 ☐ 6212375 ☐ 6223973 ☒		4.00 7.00 10.01	4.02 6.98 9.97	4 7 10
☐ Turbidity meter	NTU		Hach 2100P or 2100Q Turbidimeter	06120C020523 (P) ☐ 17110C062619 (Q) ☐		10 NTU verification <0.4 20 100 800		
☒ Turbidity Meter	NTU	0830		LaMotte ☒		0 1 10	0.94 9.92	1 10
☒ Sp. Cond. meter	uS mS	0830	Myron L Company Ultra Meter 6P	6243084 ☐ 6212375 ☐ 6223973 ☒		7,000 mS @ 25 °C	7,010	7,000
☐ PID	ppm		MinRAE 2000			open air zero ____ ppm Iso. Gas		MIBK response factor = 1.0
☒ Dissolved Oxygen	ppm	0830	HACH Model HQ30d	231041130043 ☐ 232721130003 ☒	TAB	100% Satuartion	✓	
☐ Particulate meter ☐ Radiation Meter	mg/m^3 uR/H					zero air background area		

ADDITIONAL REMARKS:
PREPARED BY: TAB

DATE: 8/1/25

GROUNDWATER MONITORING WELL WATER LEVELS
OREGON ROAD SITE
OLEAN, NEW YORK

Well	Depth to Water (ft)	Depth to Product (ft)	Total Depth (fb TOC)
	6.41	DATE: 7/31/25	
MW-2R	Dry		16.23
MW-4	9.02		18.12
MW-5	14.73		18.43
MW-6	8.66		19.28
MW-7	11.06		16.94
MW-8	2.84		16.06
MW-9	5.23		17.08
MW-10	10.65		17.30
MW-11			
MW-12	17.04		19.41
MW-13	2.88		20.28
MW-15	16.99		17.18
MW-16	13.06		19.93

Mitch Forber

8/7/2025

MW-11

DTW: 7.98

ROUX

GROUNDWATER FIELD FORM

Project Name: Oregon Road Site
Location: Olean, NY
Project No.: 4343.0001B000
Date: 7/31/25
Field Team: TAB

Well No.	MW-2R	Diameter (inches):	2"	Sample Date / Time:	7/31/25
Product Depth (fbTOR):	–	Water Column (ft):	12.04	DTW when sampled:	8.51
DTW (static) (fbTOR):	6.19	One Well Volume (gal):	1.96	Purpose: ☐ Development ☐ Sample ☒ Purge & Sample	
Total Depth (fbTOR):	18.18	Total Volume Purged (gal):	1.25	Purge Method:	Low Flow, peristaltic

Time		Water Level (fbTOR)	Acc. Volume (gallons)	pH (units)	Temp. (deg. C)	SC (uS)	Turbidity (NTU)	DO (mg/L)	ORP (mV)	Appearance & Odor	
1046	0	Initial	0	6.55	15.0	772.5	5.33	2.19	-77	clear	No Odor
1051	1	7.36	0.25	6.65	16.1	723.3	6.10	2.64	-84	"	"
1056	2	7.86	0.50	6.65	16.9	703.7	6.38	1.92	-84	"	"
1101	3	8.06	0.75	6.63	16.5	695.9	5.81	1.91	-84	"	"
1106	4	8.26	1.0	6.64	15.6	694.6	5.40	2.25	-83	"	"
	5										
	6										
	7										
	8										
	9										
	10										
Sample Information:											
1111	S1	8.51	1.25	6.64	15.1	700.8	7.11	2.54	-83	"	"
1116	S2	8.61	1.50	6.68	16.3	760.9	7.48	2.14	-80	"	"

Well No.	MW-5	Diameter (inches):	2"	Sample Date / Time:	7/31/25
Product Depth (fbTOR):	–	Water Column (ft):	2.41	DTW when sampled:	8.5
DTW (static) (fbTOR):	14.73	One Well Volume (gal):	0.66	Purpose: ☐ Development ☐ Sample ☒ Purge & Sample	
Total Depth (fbTOR):	16.43	Total Volume Purged (gal):	1.50	Purge Method:	Peristaltic Low Flow

Time		Water Level (fbTOR)	Acc. Volume (gallons)	pH (units)	Temp. (deg. C)	SC (uS)	Turbidity (NTU)	DO (mg/L)	ORP (mV)	Appearance & Odor	
1357	0	Initial	0	6.44	14.0	597.6	20.4	3.62	-50	Clear	Odor
1402	1	15.06	0.25	6.22	14.7	579.9	2.04	2.76	-64	"	"
1406	2	15.11	0.50	6.19	14.8	573.7	1.46	2.53	-68	"	"
1410	3	15.19	1.25	6.21	13.2	573.6	1.70	1.70	-68	"	"
	4										
	5										
	6										
	7										
	8										
	9										
	10										
Sample Information:											
1412	S1	15.21	1.50	6.16	12.8	572.9	1.64	1.52	-70	"	"
1421	S2	15.23	2.0	6.19	13.0	571.8	~~[illegible]~~	1.68	-71	"	"

REMARKS:

0.56

Volume Calculation

Diam.	Vol. (g/ft)
1"	0.041
2"	0.163
4"	0.653
6"	1.469

Stabilization Criteria

Parameter	Criteria
pH	± 0.1 unit
SC	± 3%
Turbidity	± 10%
DO	± 0.3 mg/L
ORP	± 10 mV

Note: All water level measurements are in feet, distance from top of riser.

PREPARED BY: TAB

ROUX

GROUNDWATER FIELD FORM

Project Name: Oregon Road Site
Location: Olean, NY
Project No.: 4343.0001B000
Date: 8/1/25
Field Team: TBB

Well No.	MW-7	Diameter (inches):	2"	Sample Date / Time:	8/1/25
Product Depth (fbTOR):	–	Water Column (ft):	9.11	DTW when sampled:	14.56
DTW (static) (fbTOR):	10.62	One Well Volume (gal):	1.48	Purpose: ☐ Development ☐ Sample ☒ Purge & Sample	
Total Depth (fbTOR):	14.73	Total Volume Purged (gal):	2.25	Purge Method:	Peristaltic Low Flow

	Time		Water Level (fbTOR)	Acc. Volume (gallons)	pH (units)	Temp. (deg. C)	SC (uS)	Turbidity (NTU)	DO (mg/L)	ORP (mV)	Appearance & Odor
	1425	0	Initial	0	6.66	20.1	420.2	88.0	3.59	-16	clear No Odor
0.25	1430	1	11.60	0.25	5.94	15.1	402.1	20.5	2.87	36	" "
0.5	1435	2	12.26		5.92	16.9	388.8	22.6	3.05	44	" "
0.75	1440	3	12.30		5.94	17.1	385.6	17.1	3.15	48	" "
1.0	1442	4	12.56		5.94	17.0	386.2	7.96	2.57	57	" "
1.25	1447	5	13.32		5.86	16.8	392.9	4.07	3.03	59	" "
1.5	1452	6	13.86	1.75	5.84	17.0	392.7	4.69	2.22	60	" "
	1457	7	14.26	2.0	5.80	17.6	396.7	3.53	1.91	61	" "
		8									
		9									
		10									

Sample Information:

1503	S1 14.56	2.25	5.89	17.3	400.9	3.00	3.04	51	" "
	S2								

Well No.	MW-8	Diameter (inches):	2"	Sample Date / Time:	8/1/25
Product Depth (fbTOR):	–	Water Column (ft):	16.51	DTW when sampled:	6.05
DTW (static) (fbTOR):	1.51	One Well Volume (gal):	2.69	Purpose: ☐ Development ☐ Sample ☒ Purge & Sample	
Total Depth (fbTOR):	18.02	Total Volume Purged (gal):	3.0	Purge Method:	Peristaltic Low Flow

Time		Water Level (fbTOR)	Acc. Volume (gallons)	pH (units)	Temp. (deg. C)	SC (uS)	Turbidity (NTU)	DO (mg/L)	ORP (mV)	Appearance & Odor
916	0	Initial	0	6.0	16.4	1167	53.8	2.97	-150	SL Turb & Sediment
922	1	4.82	0.5	6.30	15.3	1108	28.1	2.03	-117	" "
930	2	5.20	1.25	6.37	15.9	1123	17.1	1.96	-102	" "
934	3	5.83	1.5	6.39	16.2	1097	16.4	1.83	-97	Clear "
941	4	5.99	2.25	6.42	15.7	1089	20.4	2.01	-95	" "
	5									
	6									
	7									
	8									
	9									
	10									

Sample Information:

946	S1 6.05	3.0	6.42	15.5	1090	16.3	2.18	-95	" "
951	S2 6.06	3.25	6.43	15.7	1091	9.29	2.10	-96	" "

REMARKS:

Note: All water level measurements are in feet, distance from top of riser.

Volume Calculation

Diam.	Vol. (g/ft)
1"	0.041
2"	0.163
4"	0.653
6"	1.469

Stabilization Criteria

Parameter	Criteria
pH	± 0.1 unit
SC	± 3%
Turbidity	± 10%
DO	± 0.3 mg/L
ORP	± 10 mV

PREPARED BY:

ROUX

GROUNDWATER FIELD FORM

Project Name: Oregon Road Site
Location: Olean, NY
Project No.: 4343.0001B000
Date: 8/1/25
Field Team: TAB

Well No.	MW-9	Diameter (inches):	2"	Sample Date / Time:	8/1/25
Product Depth (fbTOR):	–	Water Column (ft):	11.98	DTW when sampled:	5.86
DTW (static) (fbTOR):	5.10	One Well Volume (gal):	1.95	Purpose: ☐ Development ☐ Sample ☒ Purge & Sample	
Total Depth (fbTOR):	17.08	Total Volume Purged (gal):	1.25	Purge Method:	Peristaltic Low Flow

Time		Water Level (fbTOR)	Acc. Volume (gallons)	pH (units)	Temp. (deg. C)	SC (uS)	Turbidity (NTU)	DO (mg/L)	ORP (mV)	Appearance & Odor
1009	0	Initial	0	6.68	13.3	504.5	88.4	2.06	-89	slt turbid lt. odor
1015	1	5.66	0.5	6.54	14.3	446.9	12.3	2.04	-70	clear "
1021	2	5.86	0.75	6.54	15.9	500.1	4.34	1.99	-68	" "
1025	3	5.85	1.0	6.52	16.3	455.4	2.58	2.09	-67	" "
	4									
	5									
	6									
	7									
	8									
	9									
	10									
Sample Information:										
1030	S1	5.86	1.25	6.51	15.8	494.6	2.94	1.76	-66	" "
1033	S2	5.86	1.50	6.51	15.0	494.9	1.43	2.34	-67	" "

Well No.	MW-12	Diameter (inches):	2"	Sample Date / Time:	8/1/25
Product Depth (fbTOR):	–	Water Column (ft):	2.36	DTW when sampled:	17.07
DTW (static) (fbTOR):	17.07	One Well Volume (gal):	0.38	Purpose: ☐ Development ☐ Sample ☒ Purge & Sample	
Total Depth (fbTOR):	19.43	Total Volume Purged (gal):	1.5	Purge Method:	Bailer

Time		Water Level (fbTOR)	Acc. Volume (gallons)	pH (units)	Temp. (deg. C)	SC (uS)	Turbidity (NTU)	DO (mg/L)	ORP (mV)	Appearance & Odor
1212	0	Initial	0	6.66	16.2	615.7	7.83	2.32	-92	clear slt brn
1217	1	17.07	0.5	6.43	19.9	659.9	26.5	2.67	-65	" "
1221	2	17.07	1.0	6.42	15.3	691.7	18.7	2.21	-47	" "
1225	3	17.07	1.5	6.47	16.2	708.1	21.1	1.95	-41	" "
	4									
	5									
	6									
	7									
	8									
	9									
	10									
Sample Information:		MS/MSD								
1229	S1	17.07	–	6.49	15.9	708.4	23.2	1.92	-37	" "
1243	S2	17.07	–	6.51	16.1	724.9	32.6	2.70	-35	

REMARKS:

Note: All water level measurements are in feet, distance from top of riser.

Volume Calculation

Diam.	Vol. (g/ft)
1"	0.041
2"	0.163
4"	0.653
6"	1.469

Stabilization Criteria

Parameter	Criteria
pH	± 0.1 unit
SC	± 3%
Turbidity	± 10%
DO	± 0.3 mg/L
ORP	± 10 mV

PREPARED BY: TAB

ROUX

GROUNDWATER FIELD FORM

Project Name: Oregon Road Site
Location: Olean, NY
Project No.: 4343.0001B000
Date: 7/31/25
Field Team: TAB

Well No.	MW-13	Diameter (inches):	2"	Sample Date / Time:	7/31/25
Product Depth (fbTOR):	–	Water Column (ft):	17.4	DTW when sampled:	8.38
DTW (static) (fbTOR):	2.88	One Well Volume (gal):	2.83	Purpose: ☐ Development ☐ Sample ☒ Purge & Sample	
Total Depth (fbTOR):	20.28	Total Volume Purged (gal):		Purge Method:	Peristaltic Low Flow

Time		Water Level (fbTOR)	Acc. Volume (gallons)	pH (units)	Temp. (deg. C)	SC (uS)	Turbidity (NTU)	DO (mg/L)	ORP (mV)	Appearance & Odor
1158	0	Initial	0	6.50	16.8	577.7	0	2.67	-169	Subm. clear
1207	1	5.08	0.5	6.79	13.7	517.1	2.22	2.79	-212	" "
1214	2	5.85	1.25	7.06	16.1	499.3	1.61	2.54	-225	" "
1221	3	6.60	2.0	7.13	16.8	508.5	0.98	2.36	-217	" "
1225	4	6.85	2.5	7.18	16.7	506.6	1.12	2.19	-219	" "
1232	5	7.56	3.0	7.21	15.6	505.4	1.01	2.20	-217	" "
1240	6	8.26	3.5	7.23	15.4	508.2	1.38	1.42	-218	" "
	7									
	8									
	9									
	10									
Sample Information:							1.67			
1244	S1	8.38	3.75	7.25	15.3	508.2	~~1.96~~	1.46	-211	" "
1250	S2		4.0	7.26	15.6	508.9	2.25	2.24	-212	" "

Well No.	MW-15	Diameter (inches):	2"	Sample Date / Time:	7/31/25
Product Depth (fbTOR):	–	Water Column (ft):	1.08	DTW when sampled:	17.05
DTW (static) (fbTOR):	16.99	One Well Volume (gal):	0.17	Purpose: ☐ Development ☐ Sample ☐ Purge & Sample	
Total Depth (fbTOR):	18.14	Total Volume Purged (gal):	0.25	Purge Method:	Bailer

Time		Water Level (fbTOR)	Acc. Volume (gallons)	pH (units)	Temp. (deg. C)	SC (uS)	Turbidity (NTU)	DO (mg/L)	ORP (mV)	Appearance & Odor
1320	0	Initial	0	6.46	13.6	839.9	9.84	1.38	-133	clear [illegible]
1326	1	DRY	0.25	6.37	13.2	876.4	44.8	1.59	-91	turbid sl. cloudy
	2									
	3									
	4									
	5									
	6									
	7									
	8									
	9									
	10									
Sample Information:								3.13		
1443	S1	17.05	–	6.32	13.1	779.6	21.2	~~[illegible]~~	-62	" "
	S2									

REMARKS:

Note: All water level measurements are in feet, distance from top of riser.

Volume Calculation

Diam.	Vol. (g/ft)
1"	0.041
2"	0.163
4"	0.653
6"	1.469

Stabilization Criteria

Parameter	Criteria
pH	± 0.1 unit
SC	± 3%
Turbidity	± 10%
DO	± 0.3 mg/L
ORP	± 10 mV

PREPARED BY: TAB

ROUX

GROUNDWATER FIELD FORM

Project Name: Oregon Road Site
Location: Olean, NY
Project No.: 4343.0001B000
Date: 8/1/25
Field Team: TAB

Well No.	MW-16	Diameter (inches):	2"	Sample Date / Time:	8/1/25
Product Depth (fbTOR):	-	Water Column (ft):	6.92	DTW when sampled:	1303
DTW (static) (fbTOR):	13.01	One Well Volume (gal):	1.12	Purpose: ☐ Development ☐ Sample ☒ Purge & Sample	
Total Depth (fbTOR):	19.93	Total Volume Purged (gal):	3.75	Purge Method: Peristaltic low flow	

Time		Water Level (fbTOR)	Acc. Volume (gallons)	pH (units)	Temp. (deg. C)	SC (uS)	Turbidity (NTU)	DO (mg/L)	ORP (mV)	Appearance & Odor
117	0	Initial	0	6.54	12.4	1342	288.4	2.64	-92	SL. Turbid Sed
123	1	13.03	1.25	6.82	16.1	1416	79.1	2.73	-100	" "
127	2	13.03	2.50	6.72	15.4	1322	100.4	2.42	-87	" "
132	3	13.03	3.75	6.59	15.2	1184	88.9	2.48	-72	" "
	4									
	5									
	6									
	7									
	8									
	9									
	10									

Sample Information: Blind Dup

1336	S1	13.03	-	6.56	14.5	1141	104.1	1.79	-67	" "
1345	S2	13.03	-	6.54	14.9	955.4	>1000	2.11	-61	

Well No.		Diameter (inches):		Sample Date / Time:	
Product Depth (fbTOR):		Water Column (ft):		DTW when sampled:	
DTW (static) (fbTOR):		One Well Volume (gal):		Purpose: ☐ Development ☐ Sample ☐ Purge & Sample	
Total Depth (fbTOR):		Total Volume Purged (gal):		Purge Method:	

Time		Water Level (fbTOR)	Acc. Volume (gallons)	pH (units)	Temp. (deg. C)	SC (uS)	Turbidity (NTU)	DO (mg/L)	ORP (mV)	Appearance & Odor
	0	Initial								
	1									
	2									
	3									
	4									
	5									
	6									
	7									
	8									
	9									
	10									

Sample Information:

	S1									
	S2									

REMARKS:

Note: All water level measurements are in feet, distance from top of riser.

Volume Calculation

Diam.	Vol. (g/ft)
1"	0.041
2"	0.163
4"	0.653
6"	1.469

Stabilization Criteria

Parameter	Criteria
pH	± 0.1 unit
SC	± 3%
Turbidity	± 10%
DO	± 0.3 mg/L
ORP	± 10 mV

PREPARED BY: TAB

ANALYTICAL REPORT

Lab Number:	L2548597
Client:	Roux 2558 Hamburg Turnpike Suite 300 Buffalo, NY 14218
ATTN:	Charlotte Clark
Phone:	(716) 856-0599
Project Name:	OREGON RD
Project Number:	OREGON RD
Report Date:	08/18/25

The original project report/data package is held by Pace Analytical Services. This report/data package is paginated and should be reproduced only in its entirety. Pace Analytical Services holds no responsibility for results and/or data that are not consistent with the original.

Certifications & Approvals: MA (M-MA086), NH NELAP (2064), CT (PH-0826), IL (200077), IN (C-MA-03), KY (KY98045), ME (MA00086), MD (348), NJ (MA935), NY (11148), NC (25700/666), OR (MA-1316), PA (68-03671), RI (LAO00065), TX (T104704476), VT (VT-0935), VA (460195), USDA (Permit #525-23-122-91930A1).

Eight Walkup Drive, Westborough, MA 01581-1019
508-898-9220 (Fax) 508-898-9193 800-624-9220 - www.alphalab.com

Project Name: OREGON RD
Project Number: OREGON RD

Lab Number: L2548597
Report Date: 08/18/25

Lab Sample ID	Client ID	Matrix	Sample Location	Collection Date/Time	Receive Date
L2548597-01	MW-2R	WATER	OLEAN, NY	08/01/25 11:11	08/04/25
L2548597-02	MW-5	WATER	OLEAN, NY	07/31/25 14:12	08/04/25
L2548597-03	MW-7	WATER	OLEAN, NY	08/01/25 15:03	08/04/25
L2548597-04	MW-8	WATER	OLEAN, NY	08/01/25 09:46	08/04/25
L2548597-05	MW-9	WATER	OLEAN, NY	08/01/25 10:30	08/04/25
L2548597-06	MW-12	WATER	OLEAN, NY	08/01/25 12:29	08/04/25
L2548597-07	MW-13	WATER	OLEAN, NY	07/31/25 12:44	08/04/25
L2548597-08	MW-15	WATER	OLEAN, NY	08/01/25 14:43	08/04/25
L2548597-09	MW-16	WATER	OLEAN, NY	08/01/25 13:45	08/04/25
L2548597-10	BLIND DUP	WATER	OLEAN, NY	08/01/25 09:00	08/04/25
L2548597-11	FIELD BLANK	WATER	OLEAN, NY	08/01/25 00:00	08/04/25
L2548597-12	TRIP BLANK	WATER	OLEAN, NY	08/01/25 00:00	08/04/25

Project Name:	OREGON RD	**Lab Number:**	L2548597
Project Number:	OREGON RD	**Report Date:**	08/18/25

Case Narrative

The samples were received in accordance with the Chain of Custody and no significant deviations were encountered during the preparation or analysis unless otherwise noted. Sample Receipt, Container Information, and the Chain of Custody are located at the back of the report.

Results contained within this report relate only to the samples submitted under this Pace Lab Number and meet NELAP requirements for all NELAP accredited parameters unless otherwise noted in the following narrative. The data presented in this report is organized by parameter (i.e. VOC, SVOC, etc.). Sample specific Quality Control data (i.e. Surrogate Spike Recovery) is reported at the end of the target analyte list for each individual sample, followed by the Laboratory Batch Quality Control at the end of each parameter. Tentatively Identified Compounds (TICs), if requested, are reported for compounds identified to be present and are not part of the method/program Target Compound List, even if only a subset of the TCL are being reported. If a sample was re-analyzed or re-extracted due to a required quality control corrective action and if both sets of data are reported, the Laboratory ID of the re-analysis or re-extraction is designated with an "R" or "RE", respectively.

When multiple Batch Quality Control elements are reported (e.g. more than one LCS), the associated samples for each element are noted in the grey shaded header line of each data table. Any Laboratory Batch, Sample Specific % recovery or RPD value that is outside the listed Acceptance Criteria is bolded in the report. In reference to questions H (CAM) or 4 (RCP) when "NO" is checked, the performance criteria for CAM and RCP methods allow for some quality control failures to occur and still be within method compliance. In these instances, the specific failure is not narrated but noted in the associated QC Outlier Summary Report, located directly after the Case Narrative. QC information is also incorporated in the Data Usability Assessment table (Format 11) of our Data Merger tool, where it can be reviewed in conjunction with the sample result, associated regulatory criteria and any associated data usability implications.

Soil/sediments and solids are reported on a dry weight basis unless otherwise noted. Tissues are reported "as received" or on a wet weight basis, unless otherwise noted. Definitions of all data qualifiers and acronyms used in this report are provided in the Glossary located at the back of the report.

HOLD POLICY - For samples submitted on hold, Pace's policy is to hold samples (with the exception of Air canisters) free of charge for 21 calendar days from the date the project is completed. After 21 calendar days, we will dispose of all samples submitted including those put on hold unless you have contacted your Pace Project Manager and made arrangements for Pace to continue to hold the samples. Air canisters will be disposed after 3 business days from the date the project is completed.

Please contact Project Management at 800-624-9220 with any questions.

Project Name:	OREGON RD	**Lab Number:**	L2548597
Project Number:	OREGON RD	**Report Date:**	08/18/25

Case Narrative (continued)

Report Submission

August 18, 2025: This final report includes the results of all requested analyses.

August 13, 2025: This is a preliminary report.

All non-detect (ND) or estimated concentrations (J-qualified) have been quantitated to the limit noted in the MDL column.

Sample Receipt

L2548597-01 through -10 and -12: At the client's request, the Volatile Organics analysis was not performed.

Semivolatile Organics

The WG2099312-4/-5 MS/MSD recoveries performed on L2548597-06 are below the acceptance criteria for 3,3'-dichlorobenzidine (0%/0%) due to the concentration of this compound in the MS/MSD falling below the reported detection limit.

Perfluorinated Alkyl Acids by 1633

L2548597-06D: The sample was re-analyzed on dilution due to NIS and EIS failure in the original analysis. The results of the re-analysis are reported for the associated target compounds.

L2548597-06R: The Extracted Internal Standard recoveries were above the acceptance criteria for 1h,1h,2h,2h-perfluoro[1,2-13c2]hexanesulfonic acid (m2-4:2fts) (320%), 1h,1h,2h,2h-perfluoro[1,2-13c2]octanesulfonic acid (m2-6:2fts) (423%), 1h,1h,2h,2h-perfluoro[1,2-13c2]decanesulfonic acid (m2-8:2fts) (338%), n-deuteriomethylperfluoro-1-octanesulfonamidoacetic acid (d3-nmefosaa) (189%), perfluoro[13c8]octanesulfonamide (m8fosa) (138%) and 2,3,3,3-tetrafluoro-2-[1,1,2,2,3,3,3-heptafluoropropoxy]-13c3-propanoic acid (m3hfpo-da) (145%). Since the sample was non-detect to the RL for all associated target analytes, re-analysis was not required.

L2548597-06R: The Non-extracted Internal Standard (NIS) response was below the acceptance criteria for 13C3-PFBA; however, the criteria were achieved upon re-analysis on dilution. The results of the re-analysis

Case Narrative (continued)

are reported for the associated target analytes.
L2548597-06R: The sample was re-analyzed on dilution in order to quantitate the results within the calibration range. The result(s) should be considered estimated, and are qualified with an E flag, for any compound(s) that exceeded the calibration range in the initial analysis. The re-analysis was performed only for the compound(s) that exceeded the calibration range.
L2548597-06R: The sample was re-analyzed due to QC failures in the original analysis. The results of the re-analysis are reported.
L2548597-09 and -10: The sample has elevated detection limits due to the limited sample volume utilized during extraction, as required by the sample matrix.
The WG2099447-4D/-5D MS/MSD recoveries performed on L2548597-06D are outside the acceptance criteria for perfluorohexanesulfonic acid (pfhxs) (6%/227%) and perfluorooctanesulfonic acid (pfos) (MS 0%).
WG2099447-4R and WG2099447-5R: The sample was re-analyzed on dilution in order to quantitate the results within the calibration range. The result(s) should be considered estimated, and are qualified with an E flag, for any compound(s) that exceeded the calibration range in the initial analysis. The re-analysis was performed only for the compound(s) that exceeded the calibration range.
WG2099447-4R and WG2099447-5R: The sample was re-analyzed due to QC failures in the original analysis. The results of the re-analysis are reported.
The WG2099447-4R/-5R MS/MSD recoveries performed on L2548597-06 are outside the acceptance criteria for perfluorooctanesulfonic acid (pfos) (0%/357%),perfluoropentanesulfonic acid (pfpes) (MSD 146%), perfluorohexanesulfonic acid (pfhxs) (MSD 276%) and perfluorooctanesulfonic acid (pfos) (MSD 357%)..
WG2099447-4R and WG2099447-5R: The Non-extracted Internal Standard (NIS) response was below the acceptance criteria for 13C3-PFBA; however, the criteria were achieved upon re-analysis on dilution. The results of the re-analysis are reported for the associated target analytes.
The Extracted Internal Standard recoveries for the WG2099447-4R/-5R MS/MSD performed on L2548597-06 are outside the acceptance criteria for 1h,1h,2h,2h-perfluoro[1,2-13c2]hexanesulfonic acid (m2-4:2fts) (333%/310%), 1h,1h,2h,2h-perfluoro[1,2-13c2]octanesulfonic acid (m2-6:2fts) (456%/399%), 1h,1h,2h,2h-perfluoro[1,2-13c2]decanesulfonic acid (m2-8:2fts) (330%/345%), n-deuteriomethylperfluoro-1-

Project Name:	OREGON RD	**Lab Number:**	L2548597
Project Number:	OREGON RD	**Report Date:**	08/18/25

Case Narrative (continued)

octanesulfonamidoacetic acid (d3-nmefosaa) (MS 184%), perfluoro[13c8]octanesulfonamide (m8fosa) (MS 132%), 2,3,3,3-tetrafluoro-2-[1,1,2,2,3,3,3-heptafluoropropoxy]-13c3-propanoic acid (m3hfpo-da) (144%) and 2-(n-methyl-d3-perfluoro-1-octanesulfonamido)ethan-d4-ol (d7-nmefose) (MS 139%). The associated MS spike compounds are within criteria; therefore, no further action was taken.

I, the undersigned, attest under the pains and penalties of perjury that, to the best of my knowledge and belief and based upon my personal inquiry of those responsible for providing the information contained in this analytical report, such information is accurate and complete. This certificate of analysis is not complete unless this page accompanies any and all pages of this report.

Authorized Signature: Tiffani Morrissey - Tiffani Morrissey

Title: Technical Director/Representative Date: 08/18/25

ORGANICS

SEMIVOLATILES

Project Name: OREGON RD
Project Number: OREGON RD

Lab Number: L2548597
Report Date: 08/18/25

SAMPLE RESULTS

Lab ID: L2548597-01
Client ID: MW-2R
Sample Location: OLEAN, NY

Date Collected: 08/01/25 11:11
Date Received: 08/04/25
Field Prep: Not Specified

Sample Depth:
Matrix: Water
Analytical Method: 1,8270E
Analytical Date: 08/06/25 09:16
Analyst: JG

Extraction Method: EPA 3510C
Extraction Date: 08/05/25 15:01

Parameter	Result	Qualifier	Units	RL	MDL	Dilution Factor
Semivolatile Organics by GC/MS - Westborough Lab						
Bis(2-chloroethyl)ether	ND		ug/l	2.0	0.39	1
3,3'-Dichlorobenzidine	ND		ug/l	5.0	1.8	1
2,4-Dinitrotoluene	ND		ug/l	5.0	0.54	1
2,6-Dinitrotoluene	ND		ug/l	5.0	0.84	1
4-Chlorophenyl phenyl ether	ND		ug/l	2.0	0.39	1
4-Bromophenyl phenyl ether	ND		ug/l	2.0	0.24	1
Bis(2-chloroisopropyl)ether	ND		ug/l	2.0	0.40	1
Bis(2-chloroethoxy)methane	ND		ug/l	5.0	0.84	1
Hexachlorocyclopentadiene	ND		ug/l	20	1.2	1
Isophorone	ND		ug/l	5.0	0.86	1
Nitrobenzene	ND		ug/l	2.0	0.20	1
NDPA/DPA	ND		ug/l	2.0	0.92	1
n-Nitrosodi-n-propylamine	ND		ug/l	5.0	0.91	1
Bis(2-ethylhexyl)phthalate	ND		ug/l	3.0	1.4	1
Butyl benzyl phthalate	ND		ug/l	5.0	2.6	1
Di-n-butylphthalate	ND		ug/l	5.0	0.96	1
Di-n-octylphthalate	ND		ug/l	5.0	2.3	1
Diethyl phthalate	ND		ug/l	5.0	0.76	1
Dimethyl phthalate	ND		ug/l	5.0	0.92	1
Biphenyl	ND		ug/l	2.0	0.20	1
4-Chloroaniline	ND		ug/l	5.0	0.47	1
2-Nitroaniline	ND		ug/l	5.0	1.0	1
3-Nitroaniline	ND		ug/l	5.0	1.2	1
4-Nitroaniline	ND		ug/l	5.0	1.4	1
Dibenzofuran	ND		ug/l	2.0	0.40	1
1,2,4,5-Tetrachlorobenzene	ND		ug/l	10	0.24	1
Acetophenone	ND		ug/l	5.0	0.92	1
2,4,6-Trichlorophenol	ND		ug/l	5.0	2.1	1

Project Name: OREGON RD
Project Number: OREGON RD
Lab Number: L2548597
Report Date: 08/18/25

SAMPLE RESULTS

Lab ID: L2548597-01
Client ID: MW-2R
Sample Location: OLEAN, NY

Date Collected: 08/01/25 11:11
Date Received: 08/04/25
Field Prep: Not Specified

Sample Depth:

Parameter	Result	Qualifier	Units	RL	MDL	Dilution Factor
Semivolatile Organics by GC/MS - Westborough Lab						
p-Chloro-m-cresol	ND		ug/l	2.0	0.61	1
2-Chlorophenol	ND		ug/l	2.0	0.65	1
2,4-Dichlorophenol	ND		ug/l	5.0	1.7	1
2,4-Dimethylphenol	ND		ug/l	5.0	2.0	1
2-Nitrophenol	ND		ug/l	10	2.0	1
4-Nitrophenol	ND		ug/l	10	1.4	1
2,4-Dinitrophenol	ND		ug/l	20	5.4	1
4,6-Dinitro-o-cresol	ND		ug/l	10	2.3	1
Phenol	0.93	J	ug/l	5.0	0.35	1
2-Methylphenol	ND		ug/l	5.0	2.3	1
3-Methylphenol/4-Methylphenol	ND		ug/l	5.0	1.4	1
2,4,5-Trichlorophenol	ND		ug/l	5.0	2.1	1
Carbazole	ND		ug/l	2.0	0.31	1
Atrazine	ND		ug/l	10	1.0	1
Benzaldehyde	ND		ug/l	5.0	1.1	1
Caprolactam	ND		ug/l	10	1.2	1
2,3,4,6-Tetrachlorophenol	ND		ug/l	5.0	2.2	1

Tentatively Identified Compounds				
Total TIC Compounds	47.4	J	ug/l	1
Toluene	42.0	NJ	ug/l	1
Unknown Organic Acid	5.40	J	ug/l	1

Surrogate	% Recovery	Qualifier	Acceptance Criteria
2-Fluorophenol	47		21-120
Phenol-d6	32		10-120
Nitrobenzene-d5	69		23-120
2-Fluorobiphenyl	60		15-120
2,4,6-Tribromophenol	98		10-120
4-Terphenyl-d14	73		41-149

Project Name: OREGON RD
Project Number: OREGON RD

Lab Number: L2548597
Report Date: 08/18/25

SAMPLE RESULTS

Lab ID: L2548597-01
Client ID: MW-2R
Sample Location: OLEAN, NY

Date Collected: 08/01/25 11:11
Date Received: 08/04/25
Field Prep: Not Specified

Sample Depth:
Matrix: Water
Analytical Method: 1,8270E-SIM
Analytical Date: 08/06/25 12:05
Analyst: DV

Extraction Method: EPA 3510C
Extraction Date: 08/05/25 15:01

Parameter	Result	Qualifier	Units	RL	MDL	Dilution Factor
Semivolatile Organics by GC/MS-SIM - Westborough Lab						
Acenaphthene	ND		ug/l	0.10	0.02	1
2-Chloronaphthalene	ND		ug/l	0.20	0.02	1
Fluoranthene	ND		ug/l	0.10	0.03	1
Hexachlorobutadiene	ND		ug/l	0.50	0.02	1
Naphthalene	ND		ug/l	0.10	0.02	1
Benzo(a)anthracene	ND		ug/l	0.10	0.03	1
Benzo(a)pyrene	ND		ug/l	0.10	0.02	1
Benzo(b)fluoranthene	ND		ug/l	0.10	0.03	1
Benzo(k)fluoranthene	ND		ug/l	0.10	0.03	1
Chrysene	ND		ug/l	0.10	0.03	1
Acenaphthylene	ND		ug/l	0.10	0.02	1
Anthracene	ND		ug/l	0.10	0.02	1
Benzo(ghi)perylene	ND		ug/l	0.10	0.02	1
Fluorene	ND		ug/l	0.10	0.03	1
Phenanthrene	ND		ug/l	0.10	0.04	1
Dibenzo(a,h)anthracene	ND		ug/l	0.10	0.02	1
Indeno(1,2,3-cd)pyrene	ND		ug/l	0.10	0.02	1
Pyrene	ND		ug/l	0.10	0.04	1
2-Methylnaphthalene	ND		ug/l	0.10	0.03	1
Pentachlorophenol	ND		ug/l	0.80	0.06	1
Hexachlorobenzene	ND		ug/l	0.80	0.01	1
Hexachloroethane	ND		ug/l	0.80	0.02	1

Project Name: OREGON RD
Project Number: OREGON RD

Lab Number: L2548597
Report Date: 08/18/25

SAMPLE RESULTS

Lab ID: L2548597-01
Client ID: MW-2R
Sample Location: OLEAN, NY

Date Collected: 08/01/25 11:11
Date Received: 08/04/25
Field Prep: Not Specified

Sample Depth:

Parameter	Result	Qualifier	Units	RL	MDL	Dilution Factor
Semivolatile Organics by GC/MS-SIM - Westborough Lab						

Surrogate	% Recovery	Qualifier	Acceptance Criteria
2-Fluorophenol	48		21-120
Phenol-d6	34		10-120
Nitrobenzene-d5	91		23-120
2-Fluorobiphenyl	62		15-120
2,4,6-Tribromophenol	63		10-120
4-Terphenyl-d14	72		41-149

Project Name: OREGON RD
Project Number: OREGON RD

Lab Number: L2548597
Report Date: 08/18/25

SAMPLE RESULTS

Lab ID: L2548597-02
Client ID: MW-5
Sample Location: OLEAN, NY

Date Collected: 07/31/25 14:12
Date Received: 08/04/25
Field Prep: Not Specified

Sample Depth:
Matrix: Water
Analytical Method: 1,8270E
Analytical Date: 08/06/25 09:39
Analyst: JG

Extraction Method: EPA 3510C
Extraction Date: 08/05/25 15:01

Parameter	Result	Qualifier	Units	RL	MDL	Dilution Factor
Semivolatile Organics by GC/MS - Westborough Lab						
Bis(2-chloroethyl)ether	ND		ug/l	2.0	0.39	1
3,3'-Dichlorobenzidine	ND		ug/l	5.0	1.8	1
2,4-Dinitrotoluene	ND		ug/l	5.0	0.54	1
2,6-Dinitrotoluene	ND		ug/l	5.0	0.84	1
4-Chlorophenyl phenyl ether	ND		ug/l	2.0	0.39	1
4-Bromophenyl phenyl ether	ND		ug/l	2.0	0.24	1
Bis(2-chloroisopropyl)ether	ND		ug/l	2.0	0.40	1
Bis(2-chloroethoxy)methane	ND		ug/l	5.0	0.84	1
Hexachlorocyclopentadiene	ND		ug/l	20	1.2	1
Isophorone	ND		ug/l	5.0	0.86	1
Nitrobenzene	ND		ug/l	2.0	0.20	1
NDPA/DPA	ND		ug/l	2.0	0.92	1
n-Nitrosodi-n-propylamine	ND		ug/l	5.0	0.91	1
Bis(2-ethylhexyl)phthalate	ND		ug/l	3.0	1.4	1
Butyl benzyl phthalate	ND		ug/l	5.0	2.6	1
Di-n-butylphthalate	ND		ug/l	5.0	0.96	1
Di-n-octylphthalate	ND		ug/l	5.0	2.3	1
Diethyl phthalate	ND		ug/l	5.0	0.76	1
Dimethyl phthalate	ND		ug/l	5.0	0.92	1
Biphenyl	ND		ug/l	2.0	0.20	1
4-Chloroaniline	ND		ug/l	5.0	0.47	1
2-Nitroaniline	ND		ug/l	5.0	1.0	1
3-Nitroaniline	ND		ug/l	5.0	1.2	1
4-Nitroaniline	ND		ug/l	5.0	1.4	1
Dibenzofuran	ND		ug/l	2.0	0.40	1
1,2,4,5-Tetrachlorobenzene	ND		ug/l	10	0.24	1
Acetophenone	ND		ug/l	5.0	0.92	1
2,4,6-Trichlorophenol	ND		ug/l	5.0	2.1	1

Project Name: OREGON RD
Project Number: OREGON RD
Lab Number: L2548597
Report Date: 08/18/25

SAMPLE RESULTS

Lab ID: L2548597-02
Client ID: MW-5
Sample Location: OLEAN, NY
Date Collected: 07/31/25 14:12
Date Received: 08/04/25
Field Prep: Not Specified

Sample Depth:

Parameter	Result	Qualifier	Units	RL	MDL	Dilution Factor
Semivolatile Organics by GC/MS - Westborough Lab						
p-Chloro-m-cresol	ND		ug/l	2.0	0.61	1
2-Chlorophenol	ND		ug/l	2.0	0.65	1
2,4-Dichlorophenol	ND		ug/l	5.0	1.7	1
2,4-Dimethylphenol	ND		ug/l	5.0	2.0	1
2-Nitrophenol	ND		ug/l	10	2.0	1
4-Nitrophenol	ND		ug/l	10	1.4	1
2,4-Dinitrophenol	ND		ug/l	20	5.4	1
4,6-Dinitro-o-cresol	ND		ug/l	10	2.3	1
Phenol	ND		ug/l	5.0	0.35	1
2-Methylphenol	ND		ug/l	5.0	2.3	1
3-Methylphenol/4-Methylphenol	ND		ug/l	5.0	1.4	1
2,4,5-Trichlorophenol	ND		ug/l	5.0	2.1	1
Carbazole	ND		ug/l	2.0	0.31	1
Atrazine	ND		ug/l	10	1.0	1
Benzaldehyde	ND		ug/l	5.0	1.1	1
Caprolactam	ND		ug/l	10	1.2	1
2,3,4,6-Tetrachlorophenol	ND		ug/l	5.0	2.2	1

Tentatively Identified Compounds						
Total TIC Compounds	49.9	J	ug/l			1
Unknown	6.30	J	ug/l			1
Unknown Organic Acid	13.2	J	ug/l			1
Unknown Organic Acid	17.4	J	ug/l			1
Unknown	4.70	J	ug/l			1
Unknown	4.20	J	ug/l			1
Unknown	4.10	J	ug/l			1

Project Name: OREGON RD
Project Number: OREGON RD

Lab Number: L2548597
Report Date: 08/18/25

SAMPLE RESULTS

Lab ID: L2548597-02
Client ID: MW-5
Sample Location: OLEAN, NY

Date Collected: 07/31/25 14:12
Date Received: 08/04/25
Field Prep: Not Specified

Sample Depth:

Parameter	Result	Qualifier	Units	RL	MDL	Dilution Factor

Semivolatile Organics by GC/MS - Westborough Lab

Surrogate	% Recovery	Qualifier	Acceptance Criteria
2-Fluorophenol	47		21-120
Phenol-d6	35		10-120
Nitrobenzene-d5	71		23-120
2-Fluorobiphenyl	66		15-120
2,4,6-Tribromophenol	97		10-120
4-Terphenyl-d14	73		41-149

Project Name: OREGON RD
Project Number: OREGON RD

Lab Number: L2548597
Report Date: 08/18/25

SAMPLE RESULTS

Lab ID: L2548597-02
Client ID: MW-5
Sample Location: OLEAN, NY

Date Collected: 07/31/25 14:12
Date Received: 08/04/25
Field Prep: Not Specified

Sample Depth:
Matrix: Water
Analytical Method: 1,8270E-SIM
Analytical Date: 08/06/25 09:34
Analyst: DV

Extraction Method: EPA 3510C
Extraction Date: 08/05/25 15:01

Parameter	Result	Qualifier	Units	RL	MDL	Dilution Factor
Semivolatile Organics by GC/MS-SIM - Westborough Lab						
Acenaphthene	ND		ug/l	0.10	0.02	1
2-Chloronaphthalene	ND		ug/l	0.20	0.02	1
Fluoranthene	ND		ug/l	0.10	0.03	1
Hexachlorobutadiene	ND		ug/l	0.50	0.02	1
Naphthalene	0.03	J	ug/l	0.10	0.02	1
Benzo(a)anthracene	ND		ug/l	0.10	0.03	1
Benzo(a)pyrene	ND		ug/l	0.10	0.02	1
Benzo(b)fluoranthene	ND		ug/l	0.10	0.03	1
Benzo(k)fluoranthene	ND		ug/l	0.10	0.03	1
Chrysene	ND		ug/l	0.10	0.03	1
Acenaphthylene	ND		ug/l	0.10	0.02	1
Anthracene	ND		ug/l	0.10	0.02	1
Benzo(ghi)perylene	ND		ug/l	0.10	0.02	1
Fluorene	ND		ug/l	0.10	0.03	1
Phenanthrene	ND		ug/l	0.10	0.04	1
Dibenzo(a,h)anthracene	ND		ug/l	0.10	0.02	1
Indeno(1,2,3-cd)pyrene	ND		ug/l	0.10	0.02	1
Pyrene	ND		ug/l	0.10	0.04	1
2-Methylnaphthalene	ND		ug/l	0.10	0.03	1
Pentachlorophenol	0.26	J	ug/l	0.80	0.06	1
Hexachlorobenzene	ND		ug/l	0.80	0.01	1
Hexachloroethane	ND		ug/l	0.80	0.02	1

Project Name: OREGON RD
Project Number: OREGON RD

Lab Number: L2548597
Report Date: 08/18/25

SAMPLE RESULTS

Lab ID: L2548597-02
Client ID: MW-5
Sample Location: OLEAN, NY

Date Collected: 07/31/25 14:12
Date Received: 08/04/25
Field Prep: Not Specified

Sample Depth:

Parameter	Result	Qualifier	Units	RL	MDL	Dilution Factor
Semivolatile Organics by GC/MS-SIM - Westborough Lab						

Surrogate	% Recovery	Qualifier	Acceptance Criteria
2-Fluorophenol	48		21-120
Phenol-d6	33		10-120
Nitrobenzene-d5	87		23-120
2-Fluorobiphenyl	65		15-120
2,4,6-Tribromophenol	68		10-120
4-Terphenyl-d14	76		41-149

Project Name: OREGON RD
Project Number: OREGON RD

Lab Number: L2548597
Report Date: 08/18/25

SAMPLE RESULTS

Lab ID: L2548597-03
Client ID: MW-7
Sample Location: OLEAN, NY

Date Collected: 08/01/25 15:03
Date Received: 08/04/25
Field Prep: Not Specified

Sample Depth:
Matrix: Water
Analytical Method: 1,8270E
Analytical Date: 08/06/25 10:01
Analyst: JG

Extraction Method: EPA 3510C
Extraction Date: 08/05/25 15:01

Parameter	Result	Qualifier	Units	RL	MDL	Dilution Factor
Semivolatile Organics by GC/MS - Westborough Lab						
Bis(2-chloroethyl)ether	ND		ug/l	2.0	0.39	1
3,3'-Dichlorobenzidine	ND		ug/l	5.0	1.8	1
2,4-Dinitrotoluene	ND		ug/l	5.0	0.54	1
2,6-Dinitrotoluene	ND		ug/l	5.0	0.84	1
4-Chlorophenyl phenyl ether	ND		ug/l	2.0	0.39	1
4-Bromophenyl phenyl ether	ND		ug/l	2.0	0.24	1
Bis(2-chloroisopropyl)ether	ND		ug/l	2.0	0.40	1
Bis(2-chloroethoxy)methane	ND		ug/l	5.0	0.84	1
Hexachlorocyclopentadiene	ND		ug/l	20	1.2	1
Isophorone	ND		ug/l	5.0	0.86	1
Nitrobenzene	ND		ug/l	2.0	0.20	1
NDPA/DPA	ND		ug/l	2.0	0.92	1
n-Nitrosodi-n-propylamine	ND		ug/l	5.0	0.91	1
Bis(2-ethylhexyl)phthalate	ND		ug/l	3.0	1.4	1
Butyl benzyl phthalate	ND		ug/l	5.0	2.6	1
Di-n-butylphthalate	ND		ug/l	5.0	0.96	1
Di-n-octylphthalate	ND		ug/l	5.0	2.3	1
Diethyl phthalate	ND		ug/l	5.0	0.76	1
Dimethyl phthalate	ND		ug/l	5.0	0.92	1
Biphenyl	ND		ug/l	2.0	0.20	1
4-Chloroaniline	ND		ug/l	5.0	0.47	1
2-Nitroaniline	ND		ug/l	5.0	1.0	1
3-Nitroaniline	ND		ug/l	5.0	1.2	1
4-Nitroaniline	ND		ug/l	5.0	1.4	1
Dibenzofuran	ND		ug/l	2.0	0.40	1
1,2,4,5-Tetrachlorobenzene	ND		ug/l	10	0.24	1
Acetophenone	ND		ug/l	5.0	0.92	1
2,4,6-Trichlorophenol	ND		ug/l	5.0	2.1	1

Project Name: OREGON RD
Project Number: OREGON RD

Lab Number: L2548597
Report Date: 08/18/25

SAMPLE RESULTS

Lab ID: L2548597-03
Client ID: MW-7
Sample Location: OLEAN, NY

Date Collected: 08/01/25 15:03
Date Received: 08/04/25
Field Prep: Not Specified

Sample Depth:

Parameter	Result	Qualifier	Units	RL	MDL	Dilution Factor
Semivolatile Organics by GC/MS - Westborough Lab						
p-Chloro-m-cresol	ND		ug/l	2.0	0.61	1
2-Chlorophenol	ND		ug/l	2.0	0.65	1
2,4-Dichlorophenol	ND		ug/l	5.0	1.7	1
2,4-Dimethylphenol	ND		ug/l	5.0	2.0	1
2-Nitrophenol	ND		ug/l	10	2.0	1
4-Nitrophenol	ND		ug/l	10	1.4	1
2,4-Dinitrophenol	ND		ug/l	20	5.4	1
4,6-Dinitro-o-cresol	ND		ug/l	10	2.3	1
Phenol	0.64	J	ug/l	5.0	0.35	1
2-Methylphenol	ND		ug/l	5.0	2.3	1
3-Methylphenol/4-Methylphenol	ND		ug/l	5.0	1.4	1
2,4,5-Trichlorophenol	ND		ug/l	5.0	2.1	1
Carbazole	ND		ug/l	2.0	0.31	1
Atrazine	ND		ug/l	10	1.0	1
Benzaldehyde	ND		ug/l	5.0	1.1	1
Caprolactam	ND		ug/l	10	1.2	1
2,3,4,6-Tetrachlorophenol	ND		ug/l	5.0	2.2	1

Tentatively Identified Compounds				
Total TIC Compounds	44.8	J	ug/l	1
Toluene	37.5	NJ	ug/l	1
Unknown Organic Acid	7.30	J	ug/l	1

Surrogate	% Recovery	Qualifier	Acceptance Criteria
2-Fluorophenol	48		21-120
Phenol-d6	36		10-120
Nitrobenzene-d5	74		23-120
2-Fluorobiphenyl	69		15-120
2,4,6-Tribromophenol	106		10-120
4-Terphenyl-d14	76		41-149

Project Name: OREGON RD
Project Number: OREGON RD

Lab Number: L2548597
Report Date: 08/18/25

SAMPLE RESULTS

Lab ID: L2548597-03
Client ID: MW-7
Sample Location: OLEAN, NY

Date Collected: 08/01/25 15:03
Date Received: 08/04/25
Field Prep: Not Specified

Sample Depth:
Matrix: Water
Analytical Method: 1,8270E-SIM
Analytical Date: 08/06/25 14:03
Analyst: DV

Extraction Method: EPA 3510C
Extraction Date: 08/05/25 15:01

Parameter	Result	Qualifier	Units	RL	MDL	Dilution Factor
Semivolatile Organics by GC/MS-SIM - Westborough Lab						
Acenaphthene	ND		ug/l	0.10	0.02	1
2-Chloronaphthalene	ND		ug/l	0.20	0.02	1
Fluoranthene	ND		ug/l	0.10	0.03	1
Hexachlorobutadiene	ND		ug/l	0.50	0.02	1
Naphthalene	ND		ug/l	0.10	0.02	1
Benzo(a)anthracene	ND		ug/l	0.10	0.03	1
Benzo(a)pyrene	ND		ug/l	0.10	0.02	1
Benzo(b)fluoranthene	ND		ug/l	0.10	0.03	1
Benzo(k)fluoranthene	ND		ug/l	0.10	0.03	1
Chrysene	ND		ug/l	0.10	0.03	1
Acenaphthylene	ND		ug/l	0.10	0.02	1
Anthracene	ND		ug/l	0.10	0.02	1
Benzo(ghi)perylene	ND		ug/l	0.10	0.02	1
Fluorene	ND		ug/l	0.10	0.03	1
Phenanthrene	ND		ug/l	0.10	0.04	1
Dibenzo(a,h)anthracene	ND		ug/l	0.10	0.02	1
Indeno(1,2,3-cd)pyrene	ND		ug/l	0.10	0.02	1
Pyrene	ND		ug/l	0.10	0.04	1
2-Methylnaphthalene	ND		ug/l	0.10	0.03	1
Pentachlorophenol	ND		ug/l	0.80	0.06	1
Hexachlorobenzene	ND		ug/l	0.80	0.01	1
Hexachloroethane	ND		ug/l	0.80	0.02	1

Project Name: OREGON RD
Project Number: OREGON RD

Lab Number: L2548597
Report Date: 08/18/25

SAMPLE RESULTS

Lab ID: L2548597-03
Client ID: MW-7
Sample Location: OLEAN, NY

Date Collected: 08/01/25 15:03
Date Received: 08/04/25
Field Prep: Not Specified

Sample Depth:

Parameter	Result	Qualifier	Units	RL	MDL	Dilution Factor
Semivolatile Organics by GC/MS-SIM - Westborough Lab						

Surrogate	% Recovery	Qualifier	Acceptance Criteria
2-Fluorophenol	51		21-120
Phenol-d6	37		10-120
Nitrobenzene-d5	99		23-120
2-Fluorobiphenyl	67		15-120
2,4,6-Tribromophenol	66		10-120
4-Terphenyl-d14	74		41-149

Project Name: OREGON RD
Project Number: OREGON RD

Lab Number: L2548597
Report Date: 08/18/25

SAMPLE RESULTS

Lab ID: L2548597-04
Client ID: MW-8
Sample Location: OLEAN, NY

Date Collected: 08/01/25 09:46
Date Received: 08/04/25
Field Prep: Not Specified

Sample Depth:
Matrix: Water
Analytical Method: 1,8270E
Analytical Date: 08/06/25 10:24
Analyst: JG

Extraction Method: EPA 3510C
Extraction Date: 08/05/25 15:01

Parameter	Result	Qualifier	Units	RL	MDL	Dilution Factor
Semivolatile Organics by GC/MS - Westborough Lab						
Bis(2-chloroethyl)ether	ND		ug/l	2.0	0.39	1
3,3'-Dichlorobenzidine	ND		ug/l	5.0	1.8	1
2,4-Dinitrotoluene	ND		ug/l	5.0	0.54	1
2,6-Dinitrotoluene	ND		ug/l	5.0	0.84	1
4-Chlorophenyl phenyl ether	ND		ug/l	2.0	0.39	1
4-Bromophenyl phenyl ether	ND		ug/l	2.0	0.24	1
Bis(2-chloroisopropyl)ether	ND		ug/l	2.0	0.40	1
Bis(2-chloroethoxy)methane	ND		ug/l	5.0	0.84	1
Hexachlorocyclopentadiene	ND		ug/l	20	1.2	1
Isophorone	ND		ug/l	5.0	0.86	1
Nitrobenzene	ND		ug/l	2.0	0.20	1
NDPA/DPA	ND		ug/l	2.0	0.92	1
n-Nitrosodi-n-propylamine	ND		ug/l	5.0	0.91	1
Bis(2-ethylhexyl)phthalate	ND		ug/l	3.0	1.4	1
Butyl benzyl phthalate	ND		ug/l	5.0	2.6	1
Di-n-butylphthalate	ND		ug/l	5.0	0.96	1
Di-n-octylphthalate	ND		ug/l	5.0	2.3	1
Diethyl phthalate	ND		ug/l	5.0	0.76	1
Dimethyl phthalate	ND		ug/l	5.0	0.92	1
Biphenyl	ND		ug/l	2.0	0.20	1
4-Chloroaniline	ND		ug/l	5.0	0.47	1
2-Nitroaniline	ND		ug/l	5.0	1.0	1
3-Nitroaniline	ND		ug/l	5.0	1.2	1
4-Nitroaniline	ND		ug/l	5.0	1.4	1
Dibenzofuran	ND		ug/l	2.0	0.40	1
1,2,4,5-Tetrachlorobenzene	ND		ug/l	10	0.24	1
Acetophenone	ND		ug/l	5.0	0.92	1
2,4,6-Trichlorophenol	ND		ug/l	5.0	2.1	1

Project Name: OREGON RD
Project Number: OREGON RD

Lab Number: L2548597
Report Date: 08/18/25

SAMPLE RESULTS

Lab ID: L2548597-04
Client ID: MW-8
Sample Location: OLEAN, NY

Date Collected: 08/01/25 09:46
Date Received: 08/04/25
Field Prep: Not Specified

Sample Depth:

Parameter	Result	Qualifier	Units	RL	MDL	Dilution Factor
Semivolatile Organics by GC/MS - Westborough Lab						
p-Chloro-m-cresol	ND		ug/l	2.0	0.61	1
2-Chlorophenol	ND		ug/l	2.0	0.65	1
2,4-Dichlorophenol	ND		ug/l	5.0	1.7	1
2,4-Dimethylphenol	ND		ug/l	5.0	2.0	1
2-Nitrophenol	ND		ug/l	10	2.0	1
4-Nitrophenol	ND		ug/l	10	1.4	1
2,4-Dinitrophenol	ND		ug/l	20	5.4	1
4,6-Dinitro-o-cresol	ND		ug/l	10	2.3	1
Phenol	12.		ug/l	5.0	0.35	1
2-Methylphenol	ND		ug/l	5.0	2.3	1
3-Methylphenol/4-Methylphenol	ND		ug/l	5.0	1.4	1
2,4,5-Trichlorophenol	ND		ug/l	5.0	2.1	1
Carbazole	ND		ug/l	2.0	0.31	1
Atrazine	ND		ug/l	10	1.0	1
Benzaldehyde	ND		ug/l	5.0	1.1	1
Caprolactam	ND		ug/l	10	1.2	1
2,3,4,6-Tetrachlorophenol	ND		ug/l	5.0	2.2	1

Tentatively Identified Compounds						
Total TIC Compounds	95.7	J	ug/l			1
Unknown	17.2	J	ug/l			1
Unknown	25.6	J	ug/l			1
Unknown Organic Acid	5.70	J	ug/l			1
Unknown	11.8	J	ug/l			1
Unknown Organic Acid	9.40	J	ug/l			1
Unknown	26.0	J	ug/l			1

Project Name: OREGON RD
Project Number: OREGON RD

Lab Number: L2548597
Report Date: 08/18/25

SAMPLE RESULTS

Lab ID: L2548597-04
Client ID: MW-8
Sample Location: OLEAN, NY

Date Collected: 08/01/25 09:46
Date Received: 08/04/25
Field Prep: Not Specified

Sample Depth:

Parameter	Result	Qualifier	Units	RL	MDL	Dilution Factor
Semivolatile Organics by GC/MS - Westborough Lab						

Surrogate	% Recovery	Qualifier	Acceptance Criteria
2-Fluorophenol	49		21-120
Phenol-d6	35		10-120
Nitrobenzene-d5	74		23-120
2-Fluorobiphenyl	67		15-120
2,4,6-Tribromophenol	106		10-120
4-Terphenyl-d14	81		41-149

Project Name: OREGON RD
Project Number: OREGON RD

Lab Number: L2548597
Report Date: 08/18/25

SAMPLE RESULTS

Lab ID: L2548597-04
Client ID: MW-8
Sample Location: OLEAN, NY

Date Collected: 08/01/25 09:46
Date Received: 08/04/25
Field Prep: Not Specified

Sample Depth:
Matrix: Water
Analytical Method: 1,8270E-SIM
Analytical Date: 08/06/25 10:07
Analyst: DV

Extraction Method: EPA 3510C
Extraction Date: 08/05/25 15:01

Parameter	Result	Qualifier	Units	RL	MDL	Dilution Factor
Semivolatile Organics by GC/MS-SIM - Westborough Lab						
Acenaphthene	ND		ug/l	0.10	0.02	1
2-Chloronaphthalene	ND		ug/l	0.20	0.02	1
Fluoranthene	ND		ug/l	0.10	0.03	1
Hexachlorobutadiene	ND		ug/l	0.50	0.02	1
Naphthalene	ND		ug/l	0.10	0.02	1
Benzo(a)anthracene	ND		ug/l	0.10	0.03	1
Benzo(a)pyrene	ND		ug/l	0.10	0.02	1
Benzo(b)fluoranthene	ND		ug/l	0.10	0.03	1
Benzo(k)fluoranthene	ND		ug/l	0.10	0.03	1
Chrysene	ND		ug/l	0.10	0.03	1
Acenaphthylene	ND		ug/l	0.10	0.02	1
Anthracene	ND		ug/l	0.10	0.02	1
Benzo(ghi)perylene	ND		ug/l	0.10	0.02	1
Fluorene	ND		ug/l	0.10	0.03	1
Phenanthrene	ND		ug/l	0.10	0.04	1
Dibenzo(a,h)anthracene	ND		ug/l	0.10	0.02	1
Indeno(1,2,3-cd)pyrene	ND		ug/l	0.10	0.02	1
Pyrene	ND		ug/l	0.10	0.04	1
2-Methylnaphthalene	ND		ug/l	0.10	0.03	1
Pentachlorophenol	ND		ug/l	0.80	0.06	1
Hexachlorobenzene	ND		ug/l	0.80	0.01	1
Hexachloroethane	ND		ug/l	0.80	0.02	1

Project Name: OREGON RD
Project Number: OREGON RD

Lab Number: L2548597
Report Date: 08/18/25

SAMPLE RESULTS

Lab ID: L2548597-04
Client ID: MW-8
Sample Location: OLEAN, NY

Date Collected: 08/01/25 09:46
Date Received: 08/04/25
Field Prep: Not Specified

Sample Depth:

Parameter	Result	Qualifier	Units	RL	MDL	Dilution Factor
Semivolatile Organics by GC/MS-SIM - Westborough Lab						

Surrogate	% Recovery	Qualifier	Acceptance Criteria
2-Fluorophenol	48		21-120
Phenol-d6	34		10-120
Nitrobenzene-d5	93		23-120
2-Fluorobiphenyl	63		15-120
2,4,6-Tribromophenol	67		10-120
4-Terphenyl-d14	73		41-149

Project Name: OREGON RD
Project Number: OREGON RD

Lab Number: L2548597
Report Date: 08/18/25

SAMPLE RESULTS

Lab ID: L2548597-05
Client ID: MW-9
Sample Location: OLEAN, NY

Date Collected: 08/01/25 10:30
Date Received: 08/04/25
Field Prep: Not Specified

Sample Depth:
Matrix: Water
Analytical Method: 1,8270E
Analytical Date: 08/06/25 10:46
Analyst: JG

Extraction Method: EPA 3510C
Extraction Date: 08/05/25 15:01

Parameter	Result	Qualifier	Units	RL	MDL	Dilution Factor
Semivolatile Organics by GC/MS - Westborough Lab						
Bis(2-chloroethyl)ether	ND		ug/l	2.0	0.39	1
3,3'-Dichlorobenzidine	ND		ug/l	5.0	1.8	1
2,4-Dinitrotoluene	ND		ug/l	5.0	0.54	1
2,6-Dinitrotoluene	ND		ug/l	5.0	0.84	1
4-Chlorophenyl phenyl ether	ND		ug/l	2.0	0.39	1
4-Bromophenyl phenyl ether	ND		ug/l	2.0	0.24	1
Bis(2-chloroisopropyl)ether	ND		ug/l	2.0	0.40	1
Bis(2-chloroethoxy)methane	ND		ug/l	5.0	0.84	1
Hexachlorocyclopentadiene	ND		ug/l	20	1.2	1
Isophorone	ND		ug/l	5.0	0.86	1
Nitrobenzene	ND		ug/l	2.0	0.20	1
NDPA/DPA	ND		ug/l	2.0	0.92	1
n-Nitrosodi-n-propylamine	ND		ug/l	5.0	0.91	1
Bis(2-ethylhexyl)phthalate	ND		ug/l	3.0	1.4	1
Butyl benzyl phthalate	ND		ug/l	5.0	2.6	1
Di-n-butylphthalate	ND		ug/l	5.0	0.96	1
Di-n-octylphthalate	ND		ug/l	5.0	2.3	1
Diethyl phthalate	ND		ug/l	5.0	0.76	1
Dimethyl phthalate	ND		ug/l	5.0	0.92	1
Biphenyl	ND		ug/l	2.0	0.20	1
4-Chloroaniline	ND		ug/l	5.0	0.47	1
2-Nitroaniline	ND		ug/l	5.0	1.0	1
3-Nitroaniline	ND		ug/l	5.0	1.2	1
4-Nitroaniline	ND		ug/l	5.0	1.4	1
Dibenzofuran	ND		ug/l	2.0	0.40	1
1,2,4,5-Tetrachlorobenzene	ND		ug/l	10	0.24	1
Acetophenone	ND		ug/l	5.0	0.92	1
2,4,6-Trichlorophenol	ND		ug/l	5.0	2.1	1

Project Name: OREGON RD
Project Number: OREGON RD

Lab Number: L2548597
Report Date: 08/18/25

SAMPLE RESULTS

Lab ID: L2548597-05
Client ID: MW-9
Sample Location: OLEAN, NY

Date Collected: 08/01/25 10:30
Date Received: 08/04/25
Field Prep: Not Specified

Sample Depth:

Parameter	Result	Qualifier	Units	RL	MDL	Dilution Factor
Semivolatile Organics by GC/MS - Westborough Lab						
p-Chloro-m-cresol	ND		ug/l	2.0	0.61	1
2-Chlorophenol	ND		ug/l	2.0	0.65	1
2,4-Dichlorophenol	ND		ug/l	5.0	1.7	1
2,4-Dimethylphenol	ND		ug/l	5.0	2.0	1
2-Nitrophenol	ND		ug/l	10	2.0	1
4-Nitrophenol	ND		ug/l	10	1.4	1
2,4-Dinitrophenol	ND		ug/l	20	5.4	1
4,6-Dinitro-o-cresol	ND		ug/l	10	2.3	1
Phenol	2.9	J	ug/l	5.0	0.35	1
2-Methylphenol	ND		ug/l	5.0	2.3	1
3-Methylphenol/4-Methylphenol	ND		ug/l	5.0	1.4	1
2,4,5-Trichlorophenol	ND		ug/l	5.0	2.1	1
Carbazole	ND		ug/l	2.0	0.31	1
Atrazine	ND		ug/l	10	1.0	1
Benzaldehyde	ND		ug/l	5.0	1.1	1
Caprolactam	ND		ug/l	10	1.2	1
2,3,4,6-Tetrachlorophenol	ND		ug/l	5.0	2.2	1

Tentatively Identified Compounds

No Tentatively Identified Compounds	ND	ug/l	1

Surrogate	% Recovery	Qualifier	Acceptance Criteria
2-Fluorophenol	52		21-120
Phenol-d6	34		10-120
Nitrobenzene-d5	68		23-120
2-Fluorobiphenyl	66		15-120
2,4,6-Tribromophenol	101		10-120
4-Terphenyl-d14	77		41-149

Project Name: OREGON RD
Project Number: OREGON RD

Lab Number: L2548597
Report Date: 08/18/25

SAMPLE RESULTS

Lab ID: L2548597-05
Client ID: MW-9
Sample Location: OLEAN, NY

Date Collected: 08/01/25 10:30
Date Received: 08/04/25
Field Prep: Not Specified

Sample Depth:
Matrix: Water
Analytical Method: 1,8270E-SIM
Analytical Date: 08/06/25 10:24
Analyst: DV

Extraction Method: EPA 3510C
Extraction Date: 08/05/25 15:01

Parameter	Result	Qualifier	Units	RL	MDL	Dilution Factor
Semivolatile Organics by GC/MS-SIM - Westborough Lab						
Acenaphthene	ND		ug/l	0.10	0.02	1
2-Chloronaphthalene	ND		ug/l	0.20	0.02	1
Fluoranthene	ND		ug/l	0.10	0.03	1
Hexachlorobutadiene	ND		ug/l	0.50	0.02	1
Naphthalene	ND		ug/l	0.10	0.02	1
Benzo(a)anthracene	ND		ug/l	0.10	0.03	1
Benzo(a)pyrene	ND		ug/l	0.10	0.02	1
Benzo(b)fluoranthene	ND		ug/l	0.10	0.03	1
Benzo(k)fluoranthene	ND		ug/l	0.10	0.03	1
Chrysene	ND		ug/l	0.10	0.03	1
Acenaphthylene	ND		ug/l	0.10	0.02	1
Anthracene	ND		ug/l	0.10	0.02	1
Benzo(ghi)perylene	ND		ug/l	0.10	0.02	1
Fluorene	ND		ug/l	0.10	0.03	1
Phenanthrene	ND		ug/l	0.10	0.04	1
Dibenzo(a,h)anthracene	ND		ug/l	0.10	0.02	1
Indeno(1,2,3-cd)pyrene	ND		ug/l	0.10	0.02	1
Pyrene	ND		ug/l	0.10	0.04	1
2-Methylnaphthalene	ND		ug/l	0.10	0.03	1
Pentachlorophenol	ND		ug/l	0.80	0.06	1
Hexachlorobenzene	ND		ug/l	0.80	0.01	1
Hexachloroethane	ND		ug/l	0.80	0.02	1

Project Name: OREGON RD
Project Number: OREGON RD
Lab Number: L2548597
Report Date: 08/18/25

SAMPLE RESULTS

Lab ID: L2548597-05
Client ID: MW-9
Sample Location: OLEAN, NY

Date Collected: 08/01/25 10:30
Date Received: 08/04/25
Field Prep: Not Specified

Sample Depth:

Parameter	Result	Qualifier	Units	RL	MDL	Dilution Factor
Semivolatile Organics by GC/MS-SIM - Westborough Lab						

Surrogate	% Recovery	Qualifier	Acceptance Criteria
2-Fluorophenol	54		21-120
Phenol-d6	37		10-120
Nitrobenzene-d5	99		23-120
2-Fluorobiphenyl	68		15-120
2,4,6-Tribromophenol	66		10-120
4-Terphenyl-d14	77		41-149

Project Name: OREGON RD
Project Number: OREGON RD

Lab Number: L2548597
Report Date: 08/18/25

SAMPLE RESULTS

Lab ID: L2548597-06
Client ID: MW-12
Sample Location: OLEAN, NY

Date Collected: 08/01/25 12:29
Date Received: 08/04/25
Field Prep: Not Specified

Sample Depth:
Matrix: Water
Analytical Method: 1,8270E
Analytical Date: 08/06/25 12:16
Analyst: JG

Extraction Method: EPA 3510C
Extraction Date: 08/05/25 15:01

Parameter	Result	Qualifier	Units	RL	MDL	Dilution Factor
Semivolatile Organics by GC/MS - Westborough Lab						
Bis(2-chloroethyl)ether	ND		ug/l	2.0	0.39	1
3,3'-Dichlorobenzidine	ND		ug/l	5.0	1.8	1
2,4-Dinitrotoluene	ND		ug/l	5.0	0.54	1
2,6-Dinitrotoluene	ND		ug/l	5.0	0.84	1
4-Chlorophenyl phenyl ether	ND		ug/l	2.0	0.39	1
4-Bromophenyl phenyl ether	ND		ug/l	2.0	0.24	1
Bis(2-chloroisopropyl)ether	ND		ug/l	2.0	0.40	1
Bis(2-chloroethoxy)methane	ND		ug/l	5.0	0.84	1
Hexachlorocyclopentadiene	ND		ug/l	20	1.2	1
Isophorone	ND		ug/l	5.0	0.86	1
Nitrobenzene	ND		ug/l	2.0	0.20	1
NDPA/DPA	ND		ug/l	2.0	0.92	1
n-Nitrosodi-n-propylamine	ND		ug/l	5.0	0.91	1
Bis(2-ethylhexyl)phthalate	ND		ug/l	3.0	1.4	1
Butyl benzyl phthalate	ND		ug/l	5.0	2.6	1
Di-n-butylphthalate	ND		ug/l	5.0	0.96	1
Di-n-octylphthalate	ND		ug/l	5.0	2.3	1
Diethyl phthalate	ND		ug/l	5.0	0.76	1
Dimethyl phthalate	ND		ug/l	5.0	0.92	1
Biphenyl	ND		ug/l	2.0	0.20	1
4-Chloroaniline	ND		ug/l	5.0	0.47	1
2-Nitroaniline	ND		ug/l	5.0	1.0	1
3-Nitroaniline	ND		ug/l	5.0	1.2	1
4-Nitroaniline	ND		ug/l	5.0	1.4	1
Dibenzofuran	ND		ug/l	2.0	0.40	1
1,2,4,5-Tetrachlorobenzene	ND		ug/l	10	0.24	1
Acetophenone	ND		ug/l	5.0	0.92	1
2,4,6-Trichlorophenol	ND		ug/l	5.0	2.1	1

Project Name: OREGON RD
Project Number: OREGON RD

Lab Number: L2548597
Report Date: 08/18/25

SAMPLE RESULTS

Lab ID: L2548597-06
Client ID: MW-12
Sample Location: OLEAN, NY

Date Collected: 08/01/25 12:29
Date Received: 08/04/25
Field Prep: Not Specified

Sample Depth:

Parameter	Result	Qualifier	Units	RL	MDL	Dilution Factor
Semivolatile Organics by GC/MS - Westborough Lab						
p-Chloro-m-cresol	ND		ug/l	2.0	0.61	1
2-Chlorophenol	ND		ug/l	2.0	0.65	1
2,4-Dichlorophenol	ND		ug/l	5.0	1.7	1
2,4-Dimethylphenol	ND		ug/l	5.0	2.0	1
2-Nitrophenol	ND		ug/l	10	2.0	1
4-Nitrophenol	ND		ug/l	10	1.4	1
2,4-Dinitrophenol	ND		ug/l	20	5.4	1
4,6-Dinitro-o-cresol	ND		ug/l	10	2.3	1
Phenol	1.7	J	ug/l	5.0	0.35	1
2-Methylphenol	ND		ug/l	5.0	2.3	1
3-Methylphenol/4-Methylphenol	ND		ug/l	5.0	1.4	1
2,4,5-Trichlorophenol	ND		ug/l	5.0	2.1	1
Carbazole	ND		ug/l	2.0	0.31	1
Atrazine	ND		ug/l	10	1.0	1
Benzaldehyde	ND		ug/l	5.0	1.1	1
Caprolactam	ND		ug/l	10	1.2	1
2,3,4,6-Tetrachlorophenol	ND		ug/l	5.0	2.2	1

Tentatively Identified Compounds

Total TIC Compounds	6.30	J	ug/l	1
Unknown Organic Acid	6.30	J	ug/l	1

Surrogate	% Recovery	Qualifier	Acceptance Criteria
2-Fluorophenol	43		21-120
Phenol-d6	32		10-120
Nitrobenzene-d5	67		23-120
2-Fluorobiphenyl	60		15-120
2,4,6-Tribromophenol	85		10-120
4-Terphenyl-d14	63		41-149

Project Name: OREGON RD
Project Number: OREGON RD

Lab Number: L2548597
Report Date: 08/18/25

SAMPLE RESULTS

Lab ID: L2548597-06
Client ID: MW-12
Sample Location: OLEAN, NY

Date Collected: 08/01/25 12:29
Date Received: 08/04/25
Field Prep: Not Specified

Sample Depth:
Matrix: Water
Analytical Method: 1,8270E-SIM
Analytical Date: 08/06/25 10:41
Analyst: DV

Extraction Method: EPA 3510C
Extraction Date: 08/05/25 15:01

Parameter	Result	Qualifier	Units	RL	MDL	Dilution Factor
Semivolatile Organics by GC/MS-SIM - Westborough Lab						
Acenaphthene	ND		ug/l	0.10	0.02	1
2-Chloronaphthalene	ND		ug/l	0.20	0.02	1
Fluoranthene	ND		ug/l	0.10	0.03	1
Hexachlorobutadiene	ND		ug/l	0.50	0.02	1
Naphthalene	ND		ug/l	0.10	0.02	1
Benzo(a)anthracene	ND		ug/l	0.10	0.03	1
Benzo(a)pyrene	ND		ug/l	0.10	0.02	1
Benzo(b)fluoranthene	ND		ug/l	0.10	0.03	1
Benzo(k)fluoranthene	ND		ug/l	0.10	0.03	1
Chrysene	ND		ug/l	0.10	0.03	1
Acenaphthylene	ND		ug/l	0.10	0.02	1
Anthracene	ND		ug/l	0.10	0.02	1
Benzo(ghi)perylene	ND		ug/l	0.10	0.02	1
Fluorene	ND		ug/l	0.10	0.03	1
Phenanthrene	ND		ug/l	0.10	0.04	1
Dibenzo(a,h)anthracene	ND		ug/l	0.10	0.02	1
Indeno(1,2,3-cd)pyrene	ND		ug/l	0.10	0.02	1
Pyrene	ND		ug/l	0.10	0.04	1
2-Methylnaphthalene	ND		ug/l	0.10	0.03	1
Pentachlorophenol	ND		ug/l	0.80	0.06	1
Hexachlorobenzene	ND		ug/l	0.80	0.01	1
Hexachloroethane	ND		ug/l	0.80	0.02	1

Project Name: OREGON RD
Project Number: OREGON RD
Lab Number: L2548597
Report Date: 08/18/25

SAMPLE RESULTS

Lab ID: L2548597-06
Client ID: MW-12
Sample Location: OLEAN, NY

Date Collected: 08/01/25 12:29
Date Received: 08/04/25
Field Prep: Not Specified

Sample Depth:

Parameter	Result	Qualifier	Units	RL	MDL	Dilution Factor
Semivolatile Organics by GC/MS-SIM - Westborough Lab						

Surrogate	% Recovery	Qualifier	Acceptance Criteria
2-Fluorophenol	50		21-120
Phenol-d6	34		10-120
Nitrobenzene-d5	94		23-120
2-Fluorobiphenyl	63		15-120
2,4,6-Tribromophenol	63		10-120
4-Terphenyl-d14	64		41-149

Project Name: OREGON RD
Project Number: OREGON RD

Lab Number: L2548597
Report Date: 08/18/25

SAMPLE RESULTS

Lab ID: L2548597-06 R
Client ID: MW-12
Sample Location: OLEAN, NY

Date Collected: 08/01/25 12:29
Date Received: 08/04/25
Field Prep: Not Specified

Sample Depth:
Matrix: Water
Analytical Method: 144,1633
Analytical Date: 08/09/25 18:29
Analyst: ANH

Extraction Method: EPA 1633
Extraction Date: 08/06/25 02:10

Parameter	Result	Qualifier	Units	RL	MDL	Dilution Factor
Perfluorinated Alkyl Acids by EPA 1633 - Mansfield Lab						
Perfluoropentanoic Acid (PFPeA)	33.5		ng/l	2.84	0.319	1
Perfluorobutanesulfonic Acid (PFBS)	84.1		ng/l	1.42	0.354	1
1H,1H,2H,2H-Perfluorohexanesulfonic Acid (4:2FTS)	ND		ng/l	5.67	0.808	1
Perfluorohexanoic Acid (PFHxA)	128		ng/l	1.42	0.220	1
Perfluoropentanesulfonic Acid (PFPeS)	89.5		ng/l	1.42	0.184	1
Perfluoroheptanoic Acid (PFHpA)	25.3		ng/l	1.42	0.213	1
Perfluorohexanesulfonic Acid (PFHxS)	527	E	ng/l	1.42	0.120	1
Perfluorooctanoic Acid (PFOA)	40.0		ng/l	1.42	0.234	1
1H,1H,2H,2H-Perfluorooctanesulfonic Acid (6:2FTS)	ND		ng/l	5.67	4.27	1
Perfluoroheptanesulfonic Acid (PFHpS)	17.7		ng/l	1.42	0.177	1
Perfluorononanoic Acid (PFNA)	0.397	J	ng/l	1.42	0.234	1
Perfluorooctanesulfonic Acid (PFOS)	576	E	ng/l	1.42	0.234	1
Perfluorodecanoic Acid (PFDA)	ND		ng/l	1.42	0.184	1
1H,1H,2H,2H-Perfluorodecanesulfonic Acid (8:2FTS)	ND		ng/l	5.67	1.08	1
Perfluorononanesulfonic Acid (PFNS)	ND		ng/l	1.42	0.177	1
N-Methyl Perfluorooctanesulfonamidoacetic Acid (NMeFOSAA)	ND		ng/l	1.42	0.425	1
Perfluoroundecanoic Acid (PFUnA)	ND		ng/l	1.42	0.156	1
Perfluorodecanesulfonic Acid (PFDS)	ND		ng/l	1.42	0.120	1
Perfluorooctanesulfonamide (PFOSA)	ND		ng/l	1.42	0.085	1
N-Ethyl Perfluorooctanesulfonamidoacetic Acid (NEtFOSAA)	ND		ng/l	1.42	0.425	1
Perfluorododecanoic Acid (PFDoA)	ND		ng/l	1.42	0.191	1
Perfluorotridecanoic Acid (PFTrDA)	ND		ng/l	1.42	0.163	1
Perfluorotetradecanoic Acid (PFTeDA)	ND		ng/l	1.42	0.142	1
Hexafluoropropylene Oxide Dimer Acid (HFPO-DA)	ND		ng/l	5.67	1.42	1
4,8-Dioxa-3h-Perfluorononanoic Acid (ADONA)	ND		ng/l	5.67	0.333	1
Perfluorododecanesulfonic Acid (PFDoS)	ND		ng/l	1.42	0.213	1

Project Name: OREGON RD **Lab Number:** L2548597

Project Number: OREGON RD **Report Date:** 08/18/25

SAMPLE RESULTS

Lab ID: L2548597-06 R Date Collected: 08/01/25 12:29

Client ID: MW-12 Date Received: 08/04/25

Sample Location: OLEAN, NY Field Prep: Not Specified

Sample Depth:

Parameter	Result	Qualifier	Units	RL	MDL	Dilution Factor
Perfluorinated Alkyl Acids by EPA 1633 - Mansfield Lab						
9-Chlorohexadecafluoro-3-Oxanone-1-Sulfonic Acid (9Cl-PF3ONS)	ND		ng/l	5.67	0.390	1
11-Chloroeicosafluoro-3-Oxaundecane-1-Sulfonic Acid (11Cl-PF3OUdS)	ND		ng/l	5.67	0.397	1
N-Methyl Perfluorooctane Sulfonamide (NMeFOSA)	ND		ng/l	1.42	0.198	1
N-Ethyl Perfluorooctane Sulfonamide (NEtFOSA)	ND		ng/l	1.42	0.312	1
N-Methyl Perfluorooctanesulfonamido Ethanol (NMeFOSE)	ND		ng/l	14.2	1.16	1
N-Ethyl Perfluorooctanesulfonamido Ethanol (NEtFOSE)	ND		ng/l	14.2	0.978	1
Perfluoro-4-Methoxybutanoic Acid (PFMBA)	ND		ng/l	2.84	0.319	1
Perfluoro(2-Ethoxyethane)Sulfonic Acid (PFEESA)	ND		ng/l	2.84	0.291	1
Nonafluoro-3,6-Dioxaheptanoic Acid (NFDHA)	ND		ng/l	2.84	0.482	1
3-Perfluoropropyl Propanoic Acid (3:3FTCA)	ND		ng/l	7.09	0.475	1
2H,2H,3H,3H-Perfluorooctanoic Acid (5:3FTCA)	ND		ng/l	35.4	3.77	1
3-Perfluoroheptyl Propanoic Acid (7:3FTCA)	ND		ng/l	35.4	2.82	1

Project Name: OREGON RD **Lab Number:** L2548597

Project Number: OREGON RD **Report Date:** 08/18/25

SAMPLE RESULTS

Lab ID: L2548597-06 R Date Collected: 08/01/25 12:29

Client ID: MW-12 Date Received: 08/04/25

Sample Location: OLEAN, NY Field Prep: Not Specified

Sample Depth:

Parameter	Result	Qualifier	Units	RL	MDL	Dilution Factor

Perfluorinated Alkyl Acids by EPA 1633 - Mansfield Lab

Surrogate	% Recovery	Qualifier	Acceptance Criteria
Perfluoro-n-[13C4]Butanoic Acid (13C4-PFBA)	111		5-130
Perfluoro-n-[13C5]Pentanoic Acid (13C5-PFPeA)	103		40-130
Perfluoro-1-[2,3,4-13C3]Butanesulfonic Acid (13C3-PFBS)	108		40-135
1H,1H,2H,2H-Perfluoro-1-[1,2-13C2]Hexanesulfonic Acid (13C2-4:2FTS)	**320**	Q	40-200
Perfluoro-n-[1,2,3,4,6-13C5]Hexanoic Acid (13C5-PFHxA)	115		40-130
Perfluoro-n-[1,2,3,4-13C4]Heptanoic Acid (13C4-PFHpA)	125		40-130
Perfluoro-1-[1,2,3-13C3]Hexanesulfonic Acid (13C3-PFHxS)	105		40-130
Perfluoro-n-[13C8]Octanoic Acid (13C8-PFOA)	121		40-130
1H,1H,2H,2H-Perfluoro-1-[1,2-13C2]Octanesulfonic Acid (13C2-6:2FTS)	**423**	Q	40-200
Perfluoro-n-[13C9]Nonanoic Acid (13C9-PFNA)	112		40-130
Perfluoro-1-[13C8]Octanesulfonic Acid (13C8-PFOS)	111		40-130
Perfluoro-n-[1,2,3,4,5,6-13C6]Decanoic Acid (13C6-PFDA)	101		40-130
1H,1H,2H,2H-Perfluoro-1-[1,2-13C2]Decanesulfonic Acid (13C2-8:2FTS)	**338**	Q	40-300
N-Methyl-d3-perfluoro-1-octanesulfonamidoacetic Acid (D3-NMeFOSAA)	**189**	Q	40-170
Perfluoro-n-[1,2,3,4,5,6,7-13C7]Undecanoic Acid (13C7-PFUnA)	82		30-130
Perfluoro-1-[13C8]Octanesulfonamide (13C8-PFOSA)	**138**	Q	40-130
N-Ethyl-d5-perfluoro-1-octanesulfonamidoacetic Acid (D5-NEtFOSAA)	119		25-135
Perfluoro-n-[1,2-13C2]Dodecanoic Acid (13C2-PFDoA)	65		10-130
Perfluoro-n-[1,2-13C2]Tetradecanoic Acid (13C2-PFTeDA)	86		10-130
Tetrafluoro-2-heptafluoropropoxy-[13C3]-propanoic acid (13C3-HFPO-DA)	**145**	Q	40-130
N-Methyl-d3-Perfluoro-1-Octanesulfonamide (D3-NMeFOSA)	86		10-130
N-Ethyl-d5-Perfluoro-1-Octanesulfonamide (D5-NEtFOSA)	71		10-130
N-Methyl-d7-Perfluorooctanesulfonamidoethanol (D7-NMeFOSE)	121		10-130
N-Ethyl-d9-Perfluorooctanesulfonamidoethanol (D9-NEtFOSE)	106		10-130

Project Name: OREGON RD
Project Number: OREGON RD

Lab Number: L2548597
Report Date: 08/18/25

SAMPLE RESULTS

Lab ID: L2548597-06 D
Client ID: MW-12
Sample Location: OLEAN, NY

Sample Depth:
Matrix: Water
Analytical Method: 144,1633
Analytical Date: 08/08/25 17:27
Analyst: AC

Date Collected: 08/01/25 12:29
Date Received: 08/04/25
Field Prep: Not Specified

Extraction Method: EPA 1633
Extraction Date: 08/06/25 02:10

Parameter	Result	Qualifier	Units	RL	MDL	Dilution Factor
Perfluorinated Alkyl Acids by EPA 1633 - Mansfield Lab						
Perfluorobutanoic Acid (PFBA)	33.9		ng/l	28.4	2.34	5
Perfluorohexanesulfonic Acid (PFHxS)	540		ng/l	7.09	0.602	5
Perfluorooctanesulfonic Acid (PFOS)	569		ng/l	7.09	1.17	5
Perfluoro-3-Methoxypropanoic Acid (PFMPA)	ND		ng/l	14.2	1.10	5

Project Name: OREGON RD **Lab Number:** L2548597

Project Number: OREGON RD **Report Date:** 08/18/25

SAMPLE RESULTS

Lab ID: L2548597-06 D Date Collected: 08/01/25 12:29

Client ID: MW-12 Date Received: 08/04/25

Sample Location: OLEAN, NY Field Prep: Not Specified

Sample Depth:

Parameter	Result	Qualifier	Units	RL	MDL	Dilution Factor

Perfluorinated Alkyl Acids by EPA 1633 - Mansfield Lab

Surrogate	% Recovery	Qualifier	Acceptance Criteria
Perfluoro-n-[13C4]Butanoic Acid (13C4-PFBA)	74		5-130
Perfluoro-n-[13C5]Pentanoic Acid (13C5-PFPeA)	62		40-130
Perfluoro-1-[2,3,4-13C3]Butanesulfonic Acid (13C3-PFBS)	64		40-135
1H,1H,2H,2H-Perfluoro-1-[1,2-13C2]Hexanesulfonic Acid (13C2-4:2FTS)	129		40-200
Perfluoro-n-[1,2,3,4,6-13C5]Hexanoic Acid (13C5-PFHxA)	67		40-130
Perfluoro-n-[1,2,3,4-13C4]Heptanoic Acid (13C4-PFHpA)	65		40-130
Perfluoro-1-[1,2,3-13C3]Hexanesulfonic Acid (13C3-PFHxS)	62		40-130
Perfluoro-n-[13C8]Octanoic Acid (13C8-PFOA)	66		40-130
1H,1H,2H,2H-Perfluoro-1-[1,2-13C2]Octanesulfonic Acid (13C2-6:2FTS)	133		40-200
Perfluoro-n-[13C9]Nonanoic Acid (13C9-PFNA)	62		40-130
Perfluoro-1-[13C8]Octanesulfonic Acid (13C8-PFOS)	61		40-130
Perfluoro-n-[1,2,3,4,5,6-13C6]Decanoic Acid (13C6-PFDA)	54		40-130
1H,1H,2H,2H-Perfluoro-1-[1,2-13C2]Decanesulfonic Acid (13C2-8:2FTS)	66		40-300
N-Methyl-d3-perfluoro-1-octanesulfonamidoacetic Acid (D3-NMeFOSAA)	64		40-170
Perfluoro-n-[1,2,3,4,5,6,7-13C7]Undecanoic Acid (13C7-PFUnA)	43		30-130
Perfluoro-1-[13C8]Octanesulfonamide (13C8-PFOSA)	56		40-130
N-Ethyl-d5-perfluoro-1-octanesulfonamidoacetic Acid (D5-NEtFOSAA)	39		25-135
Perfluoro-n-[1,2-13C2]Dodecanoic Acid (13C2-PFDoA)	28		10-130
Perfluoro-n-[1,2-13C2]Tetradecanoic Acid (13C2-PFTeDA)	42		10-130
Tetrafluoro-2-heptafluoropropoxy-[13C3]-propanoic acid (13C3-HFPO-DA)	65		40-130
N-Methyl-d3-Perfluoro-1-Octanesulfonamide (D3-NMeFOSA)	44		10-130
N-Ethyl-d5-Perfluoro-1-Octanesulfonamide (D5-NEtFOSA)	37		10-130
N-Methyl-d7-Perfluorooctanesulfonamidoethanol (D7-NMeFOSE)	50		10-130
N-Ethyl-d9-Perfluorooctanesulfonamidoethanol (D9-NEtFOSE)	44		10-130

Project Name: OREGON RD
Project Number: OREGON RD

Lab Number: L2548597
Report Date: 08/18/25

SAMPLE RESULTS

Lab ID: L2548597-07
Client ID: MW-13
Sample Location: OLEAN, NY

Date Collected: 07/31/25 12:44
Date Received: 08/04/25
Field Prep: Not Specified

Sample Depth:
Matrix: Water
Analytical Method: 1,8270E
Analytical Date: 08/06/25 12:39
Analyst: JG

Extraction Method: EPA 3510C
Extraction Date: 08/05/25 15:01

Parameter	Result	Qualifier	Units	RL	MDL	Dilution Factor
Semivolatile Organics by GC/MS - Westborough Lab						
Bis(2-chloroethyl)ether	ND		ug/l	2.0	0.39	1
3,3'-Dichlorobenzidine	ND		ug/l	5.0	1.8	1
2,4-Dinitrotoluene	ND		ug/l	5.0	0.54	1
2,6-Dinitrotoluene	ND		ug/l	5.0	0.84	1
4-Chlorophenyl phenyl ether	ND		ug/l	2.0	0.39	1
4-Bromophenyl phenyl ether	ND		ug/l	2.0	0.24	1
Bis(2-chloroisopropyl)ether	ND		ug/l	2.0	0.40	1
Bis(2-chloroethoxy)methane	ND		ug/l	5.0	0.84	1
Hexachlorocyclopentadiene	ND		ug/l	20	1.2	1
Isophorone	ND		ug/l	5.0	0.86	1
Nitrobenzene	ND		ug/l	2.0	0.20	1
NDPA/DPA	ND		ug/l	2.0	0.92	1
n-Nitrosodi-n-propylamine	ND		ug/l	5.0	0.91	1
Bis(2-ethylhexyl)phthalate	ND		ug/l	3.0	1.4	1
Butyl benzyl phthalate	ND		ug/l	5.0	2.6	1
Di-n-butylphthalate	ND		ug/l	5.0	0.96	1
Di-n-octylphthalate	ND		ug/l	5.0	2.3	1
Diethyl phthalate	ND		ug/l	5.0	0.76	1
Dimethyl phthalate	ND		ug/l	5.0	0.92	1
Biphenyl	ND		ug/l	2.0	0.20	1
4-Chloroaniline	ND		ug/l	5.0	0.47	1
2-Nitroaniline	ND		ug/l	5.0	1.0	1
3-Nitroaniline	ND		ug/l	5.0	1.2	1
4-Nitroaniline	ND		ug/l	5.0	1.4	1
Dibenzofuran	ND		ug/l	2.0	0.40	1
1,2,4,5-Tetrachlorobenzene	ND		ug/l	10	0.24	1
Acetophenone	ND		ug/l	5.0	0.92	1
2,4,6-Trichlorophenol	ND		ug/l	5.0	2.1	1

Project Name: OREGON RD
Project Number: OREGON RD

Lab Number: L2548597
Report Date: 08/18/25

SAMPLE RESULTS

Lab ID: L2548597-07
Client ID: MW-13
Sample Location: OLEAN, NY

Date Collected: 07/31/25 12:44
Date Received: 08/04/25
Field Prep: Not Specified

Sample Depth:

Parameter	Result	Qualifier	Units	RL	MDL	Dilution Factor
Semivolatile Organics by GC/MS - Westborough Lab						
p-Chloro-m-cresol	ND		ug/l	2.0	0.61	1
2-Chlorophenol	ND		ug/l	2.0	0.65	1
2,4-Dichlorophenol	ND		ug/l	5.0	1.7	1
2,4-Dimethylphenol	ND		ug/l	5.0	2.0	1
2-Nitrophenol	ND		ug/l	10	2.0	1
4-Nitrophenol	ND		ug/l	10	1.4	1
2,4-Dinitrophenol	ND		ug/l	20	5.4	1
4,6-Dinitro-o-cresol	ND		ug/l	10	2.3	1
Phenol	1.7	J	ug/l	5.0	0.35	1
2-Methylphenol	ND		ug/l	5.0	2.3	1
3-Methylphenol/4-Methylphenol	ND		ug/l	5.0	1.4	1
2,4,5-Trichlorophenol	ND		ug/l	5.0	2.1	1
Carbazole	ND		ug/l	2.0	0.31	1
Atrazine	ND		ug/l	10	1.0	1
Benzaldehyde	ND		ug/l	5.0	1.1	1
Caprolactam	ND		ug/l	10	1.2	1
2,3,4,6-Tetrachlorophenol	ND		ug/l	5.0	2.2	1

Tentatively Identified Compounds				
Total TIC Compounds	66.8	J	ug/l	1
Unknown	9.60	J	ug/l	1
Unknown Organic Acid	6.50	J	ug/l	1
Unknown	4.40	J	ug/l	1
Unknown	5.00	J	ug/l	1
Unknown	25.2	J	ug/l	1
Unknown	16.1	J	ug/l	1

Project Name: OREGON RD
Project Number: OREGON RD
Lab Number: L2548597
Report Date: 08/18/25

SAMPLE RESULTS

Lab ID: L2548597-07
Client ID: MW-13
Sample Location: OLEAN, NY

Date Collected: 07/31/25 12:44
Date Received: 08/04/25
Field Prep: Not Specified

Sample Depth:

Parameter	Result	Qualifier	Units	RL	MDL	Dilution Factor
Semivolatile Organics by GC/MS - Westborough Lab						

Surrogate	% Recovery	Qualifier	Acceptance Criteria
2-Fluorophenol	44		21-120
Phenol-d6	35		10-120
Nitrobenzene-d5	63		23-120
2-Fluorobiphenyl	60		15-120
2,4,6-Tribromophenol	89		10-120
4-Terphenyl-d14	67		41-149

Project Name: OREGON RD
Project Number: OREGON RD

Lab Number: L2548597
Report Date: 08/18/25

SAMPLE RESULTS

Lab ID: L2548597-07
Client ID: MW-13
Sample Location: OLEAN, NY

Date Collected: 07/31/25 12:44
Date Received: 08/04/25
Field Prep: Not Specified

Sample Depth:
Matrix: Water
Analytical Method: 1,8270E-SIM
Analytical Date: 08/06/25 09:17
Analyst: DV

Extraction Method: EPA 3510C
Extraction Date: 08/05/25 15:01

Parameter	Result	Qualifier	Units	RL	MDL	Dilution Factor
Semivolatile Organics by GC/MS-SIM - Westborough Lab						
Acenaphthene	ND		ug/l	0.10	0.02	1
2-Chloronaphthalene	ND		ug/l	0.20	0.02	1
Fluoranthene	ND		ug/l	0.10	0.03	1
Hexachlorobutadiene	ND		ug/l	0.50	0.02	1
Naphthalene	ND		ug/l	0.10	0.02	1
Benzo(a)anthracene	ND		ug/l	0.10	0.03	1
Benzo(a)pyrene	ND		ug/l	0.10	0.02	1
Benzo(b)fluoranthene	ND		ug/l	0.10	0.03	1
Benzo(k)fluoranthene	ND		ug/l	0.10	0.03	1
Chrysene	ND		ug/l	0.10	0.03	1
Acenaphthylene	ND		ug/l	0.10	0.02	1
Anthracene	ND		ug/l	0.10	0.02	1
Benzo(ghi)perylene	ND		ug/l	0.10	0.02	1
Fluorene	ND		ug/l	0.10	0.03	1
Phenanthrene	ND		ug/l	0.10	0.04	1
Dibenzo(a,h)anthracene	ND		ug/l	0.10	0.02	1
Indeno(1,2,3-cd)pyrene	ND		ug/l	0.10	0.02	1
Pyrene	ND		ug/l	0.10	0.04	1
2-Methylnaphthalene	ND		ug/l	0.10	0.03	1
Pentachlorophenol	0.24	J	ug/l	0.80	0.06	1
Hexachlorobenzene	ND		ug/l	0.80	0.01	1
Hexachloroethane	ND		ug/l	0.80	0.02	1

Project Name: OREGON RD
Project Number: OREGON RD
Lab Number: L2548597
Report Date: 08/18/25

SAMPLE RESULTS

Lab ID: L2548597-07
Client ID: MW-13
Sample Location: OLEAN, NY

Date Collected: 07/31/25 12:44
Date Received: 08/04/25
Field Prep: Not Specified

Sample Depth:

Parameter	Result	Qualifier	Units	RL	MDL	Dilution Factor
Semivolatile Organics by GC/MS-SIM - Westborough Lab						

Surrogate	% Recovery	Qualifier	Acceptance Criteria
2-Fluorophenol	49		21-120
Phenol-d6	35		10-120
Nitrobenzene-d5	90		23-120
2-Fluorobiphenyl	63		15-120
2,4,6-Tribromophenol	61		10-120
4-Terphenyl-d14	71		41-149

Project Name: OREGON RD
Project Number: OREGON RD

Lab Number: L2548597
Report Date: 08/18/25

SAMPLE RESULTS

Lab ID: L2548597-08
Client ID: MW-15
Sample Location: OLEAN, NY

Date Collected: 08/01/25 14:43
Date Received: 08/04/25
Field Prep: Not Specified

Sample Depth:
Matrix: Water
Analytical Method: 1,8270E
Analytical Date: 08/06/25 13:01
Analyst: JG

Extraction Method: EPA 3510C
Extraction Date: 08/05/25 15:01

Parameter	Result	Qualifier	Units	RL	MDL	Dilution Factor
Semivolatile Organics by GC/MS - Westborough Lab						
Bis(2-chloroethyl)ether	ND		ug/l	2.0	0.39	1
3,3'-Dichlorobenzidine	ND		ug/l	5.0	1.8	1
2,4-Dinitrotoluene	ND		ug/l	5.0	0.54	1
2,6-Dinitrotoluene	ND		ug/l	5.0	0.84	1
4-Chlorophenyl phenyl ether	ND		ug/l	2.0	0.39	1
4-Bromophenyl phenyl ether	ND		ug/l	2.0	0.24	1
Bis(2-chloroisopropyl)ether	ND		ug/l	2.0	0.40	1
Bis(2-chloroethoxy)methane	ND		ug/l	5.0	0.84	1
Hexachlorocyclopentadiene	ND		ug/l	20	1.2	1
Isophorone	ND		ug/l	5.0	0.86	1
Nitrobenzene	ND		ug/l	2.0	0.20	1
NDPA/DPA	ND		ug/l	2.0	0.92	1
n-Nitrosodi-n-propylamine	ND		ug/l	5.0	0.91	1
Bis(2-ethylhexyl)phthalate	ND		ug/l	3.0	1.4	1
Butyl benzyl phthalate	ND		ug/l	5.0	2.6	1
Di-n-butylphthalate	ND		ug/l	5.0	0.96	1
Di-n-octylphthalate	ND		ug/l	5.0	2.3	1
Diethyl phthalate	ND		ug/l	5.0	0.76	1
Dimethyl phthalate	ND		ug/l	5.0	0.92	1
Biphenyl	ND		ug/l	2.0	0.20	1
4-Chloroaniline	ND		ug/l	5.0	0.47	1
2-Nitroaniline	ND		ug/l	5.0	1.0	1
3-Nitroaniline	ND		ug/l	5.0	1.2	1
4-Nitroaniline	ND		ug/l	5.0	1.4	1
Dibenzofuran	ND		ug/l	2.0	0.40	1
1,2,4,5-Tetrachlorobenzene	ND		ug/l	10	0.24	1
Acetophenone	ND		ug/l	5.0	0.92	1
2,4,6-Trichlorophenol	ND		ug/l	5.0	2.1	1

Project Name: OREGON RD
Project Number: OREGON RD

Lab Number: L2548597
Report Date: 08/18/25

SAMPLE RESULTS

Lab ID: L2548597-08
Client ID: MW-15
Sample Location: OLEAN, NY

Date Collected: 08/01/25 14:43
Date Received: 08/04/25
Field Prep: Not Specified

Sample Depth:

Parameter	Result	Qualifier	Units	RL	MDL	Dilution Factor
Semivolatile Organics by GC/MS - Westborough Lab						
p-Chloro-m-cresol	ND		ug/l	2.0	0.61	1
2-Chlorophenol	ND		ug/l	2.0	0.65	1
2,4-Dichlorophenol	ND		ug/l	5.0	1.7	1
2,4-Dimethylphenol	ND		ug/l	5.0	2.0	1
2-Nitrophenol	ND		ug/l	10	2.0	1
4-Nitrophenol	ND		ug/l	10	1.4	1
2,4-Dinitrophenol	ND		ug/l	20	5.4	1
4,6-Dinitro-o-cresol	ND		ug/l	10	2.3	1
Phenol	0.73	J	ug/l	5.0	0.35	1
2-Methylphenol	ND		ug/l	5.0	2.3	1
3-Methylphenol/4-Methylphenol	ND		ug/l	5.0	1.4	1
2,4,5-Trichlorophenol	ND		ug/l	5.0	2.1	1
Carbazole	ND		ug/l	2.0	0.31	1
Atrazine	ND		ug/l	10	1.0	1
Benzaldehyde	ND		ug/l	5.0	1.1	1
Caprolactam	ND		ug/l	10	1.2	1
2,3,4,6-Tetrachlorophenol	ND		ug/l	5.0	2.2	1

Tentatively Identified Compounds						
Total TIC Compounds	42.3	J	ug/l			1
Unknown Organic Acid	8.20	J	ug/l			1
Unknown	5.60	J	ug/l			1
Unknown	4.40	J	ug/l			1
Unknown	5.30	J	ug/l			1
Unknown Organic Acid	5.70	J	ug/l			1
Unknown	4.80	J	ug/l			1
Unknown	8.30	J	ug/l			1

Project Name: OREGON RD
Project Number: OREGON RD
Lab Number: L2548597
Report Date: 08/18/25

SAMPLE RESULTS

Lab ID: L2548597-08
Client ID: MW-15
Sample Location: OLEAN, NY

Date Collected: 08/01/25 14:43
Date Received: 08/04/25
Field Prep: Not Specified

Sample Depth:

Parameter	Result	Qualifier	Units	RL	MDL	Dilution Factor
Semivolatile Organics by GC/MS - Westborough Lab						

Surrogate	% Recovery	Qualifier	Acceptance Criteria
2-Fluorophenol	39		21-120
Phenol-d6	33		10-120
Nitrobenzene-d5	67		23-120
2-Fluorobiphenyl	57		15-120
2,4,6-Tribromophenol	96		10-120
4-Terphenyl-d14	69		41-149

Project Name: OREGON RD
Project Number: OREGON RD

Lab Number: L2548597
Report Date: 08/18/25

SAMPLE RESULTS

Lab ID: L2548597-08
Client ID: MW-15
Sample Location: OLEAN, NY

Date Collected: 08/01/25 14:43
Date Received: 08/04/25
Field Prep: Not Specified

Sample Depth:
Matrix: Water
Analytical Method: 1,8270E-SIM
Analytical Date: 08/06/25 12:39
Analyst: DV

Extraction Method: EPA 3510C
Extraction Date: 08/05/25 15:01

Parameter	Result	Qualifier	Units	RL	MDL	Dilution Factor
Semivolatile Organics by GC/MS-SIM - Westborough Lab						
Acenaphthene	ND		ug/l	0.10	0.02	1
2-Chloronaphthalene	ND		ug/l	0.20	0.02	1
Fluoranthene	ND		ug/l	0.10	0.03	1
Hexachlorobutadiene	ND		ug/l	0.50	0.02	1
Naphthalene	ND		ug/l	0.10	0.02	1
Benzo(a)anthracene	ND		ug/l	0.10	0.03	1
Benzo(a)pyrene	ND		ug/l	0.10	0.02	1
Benzo(b)fluoranthene	ND		ug/l	0.10	0.03	1
Benzo(k)fluoranthene	ND		ug/l	0.10	0.03	1
Chrysene	ND		ug/l	0.10	0.03	1
Acenaphthylene	ND		ug/l	0.10	0.02	1
Anthracene	ND		ug/l	0.10	0.02	1
Benzo(ghi)perylene	ND		ug/l	0.10	0.02	1
Fluorene	ND		ug/l	0.10	0.03	1
Phenanthrene	ND		ug/l	0.10	0.04	1
Dibenzo(a,h)anthracene	ND		ug/l	0.10	0.02	1
Indeno(1,2,3-cd)pyrene	ND		ug/l	0.10	0.02	1
Pyrene	ND		ug/l	0.10	0.04	1
2-Methylnaphthalene	ND		ug/l	0.10	0.03	1
Pentachlorophenol	ND		ug/l	0.80	0.06	1
Hexachlorobenzene	ND		ug/l	0.80	0.01	1
Hexachloroethane	ND		ug/l	0.80	0.02	1

Project Name: OREGON RD
Project Number: OREGON RD
Lab Number: L2548597
Report Date: 08/18/25

SAMPLE RESULTS

Lab ID: L2548597-08
Client ID: MW-15
Sample Location: OLEAN, NY

Date Collected: 08/01/25 14:43
Date Received: 08/04/25
Field Prep: Not Specified

Sample Depth:

Parameter	Result	Qualifier	Units	RL	MDL	Dilution Factor
Semivolatile Organics by GC/MS-SIM - Westborough Lab						

Surrogate	% Recovery	Qualifier	Acceptance Criteria
2-Fluorophenol	42		21-120
Phenol-d6	30		10-120
Nitrobenzene-d5	82		23-120
2-Fluorobiphenyl	59		15-120
2,4,6-Tribromophenol	59		10-120
4-Terphenyl-d14	63		41-149

Project Name: OREGON RD
Project Number: OREGON RD

Lab Number: L2548597
Report Date: 08/18/25

SAMPLE RESULTS

Lab ID: L2548597-09
Client ID: MW-16
Sample Location: OLEAN, NY

Date Collected: 08/01/25 13:45
Date Received: 08/04/25
Field Prep: Not Specified

Sample Depth:
Matrix: Water
Analytical Method: 1,8270E
Analytical Date: 08/07/25 06:58
Analyst: SMZ

Extraction Method: EPA 3510C
Extraction Date: 08/05/25 15:01

Parameter	Result	Qualifier	Units	RL	MDL	Dilution Factor
Semivolatile Organics by GC/MS - Westborough Lab						
Bis(2-chloroethyl)ether	ND		ug/l	2.0	0.39	1
3,3'-Dichlorobenzidine	ND		ug/l	5.0	1.8	1
2,4-Dinitrotoluene	ND		ug/l	5.0	0.54	1
2,6-Dinitrotoluene	ND		ug/l	5.0	0.84	1
4-Chlorophenyl phenyl ether	ND		ug/l	2.0	0.39	1
4-Bromophenyl phenyl ether	ND		ug/l	2.0	0.24	1
Bis(2-chloroisopropyl)ether	ND		ug/l	2.0	0.40	1
Bis(2-chloroethoxy)methane	ND		ug/l	5.0	0.84	1
Hexachlorocyclopentadiene	ND		ug/l	20	1.2	1
Isophorone	ND		ug/l	5.0	0.86	1
Nitrobenzene	ND		ug/l	2.0	0.20	1
NDPA/DPA	ND		ug/l	2.0	0.92	1
n-Nitrosodi-n-propylamine	ND		ug/l	5.0	0.91	1
Bis(2-ethylhexyl)phthalate	1.7	J	ug/l	3.0	1.4	1
Butyl benzyl phthalate	ND		ug/l	5.0	2.6	1
Di-n-butylphthalate	4.4	J	ug/l	5.0	0.96	1
Di-n-octylphthalate	ND		ug/l	5.0	2.3	1
Diethyl phthalate	ND		ug/l	5.0	0.76	1
Dimethyl phthalate	ND		ug/l	5.0	0.92	1
Biphenyl	ND		ug/l	2.0	0.20	1
4-Chloroaniline	ND		ug/l	5.0	0.47	1
2-Nitroaniline	ND		ug/l	5.0	1.0	1
3-Nitroaniline	ND		ug/l	5.0	1.2	1
4-Nitroaniline	ND		ug/l	5.0	1.4	1
Dibenzofuran	ND		ug/l	2.0	0.40	1
1,2,4,5-Tetrachlorobenzene	ND		ug/l	10	0.24	1
Acetophenone	ND		ug/l	5.0	0.92	1
2,4,6-Trichlorophenol	ND		ug/l	5.0	2.1	1

Project Name: OREGON RD
Project Number: OREGON RD

Lab Number: L2548597
Report Date: 08/18/25

SAMPLE RESULTS

Lab ID: L2548597-09
Client ID: MW-16
Sample Location: OLEAN, NY

Date Collected: 08/01/25 13:45
Date Received: 08/04/25
Field Prep: Not Specified

Sample Depth:

Parameter	Result	Qualifier	Units	RL	MDL	Dilution Factor
Semivolatile Organics by GC/MS - Westborough Lab						
p-Chloro-m-cresol	ND		ug/l	2.0	0.61	1
2-Chlorophenol	ND		ug/l	2.0	0.65	1
2,4-Dichlorophenol	ND		ug/l	5.0	1.7	1
2,4-Dimethylphenol	ND		ug/l	5.0	2.0	1
2-Nitrophenol	ND		ug/l	10	2.0	1
4-Nitrophenol	ND		ug/l	10	1.4	1
2,4-Dinitrophenol	ND		ug/l	20	5.4	1
4,6-Dinitro-o-cresol	ND		ug/l	10	2.3	1
Phenol	1.9	J	ug/l	5.0	0.35	1
2-Methylphenol	ND		ug/l	5.0	2.3	1
3-Methylphenol/4-Methylphenol	ND		ug/l	5.0	1.4	1
2,4,5-Trichlorophenol	ND		ug/l	5.0	2.1	1
Carbazole	ND		ug/l	2.0	0.31	1
Atrazine	ND		ug/l	10	1.0	1
Benzaldehyde	ND		ug/l	5.0	1.1	1
Caprolactam	ND		ug/l	10	1.2	1
2,3,4,6-Tetrachlorophenol	ND		ug/l	5.0	2.2	1

Tentatively Identified Compounds

Total TIC Compounds	14.7	J	ug/l	1
Unknown	14.7	J	ug/l	1

Surrogate	% Recovery	Qualifier	Acceptance Criteria
2-Fluorophenol	45		21-120
Phenol-d6	28		10-120
Nitrobenzene-d5	62		23-120
2-Fluorobiphenyl	63		15-120
2,4,6-Tribromophenol	68		10-120
4-Terphenyl-d14	61		41-149

Project Name: OREGON RD
Project Number: OREGON RD

Lab Number: L2548597
Report Date: 08/18/25

SAMPLE RESULTS

Lab ID: L2548597-09
Client ID: MW-16
Sample Location: OLEAN, NY

Date Collected: 08/01/25 13:45
Date Received: 08/04/25
Field Prep: Not Specified

Sample Depth:
Matrix: Water
Analytical Method: 1,8270E-SIM
Analytical Date: 08/06/25 12:22
Analyst: DV

Extraction Method: EPA 3510C
Extraction Date: 08/05/25 15:01

Parameter	Result	Qualifier	Units	RL	MDL	Dilution Factor
Semivolatile Organics by GC/MS-SIM - Westborough Lab						
Acenaphthene	ND		ug/l	0.10	0.02	1
2-Chloronaphthalene	ND		ug/l	0.20	0.02	1
Fluoranthene	ND		ug/l	0.10	0.03	1
Hexachlorobutadiene	ND		ug/l	0.50	0.02	1
Naphthalene	ND		ug/l	0.10	0.02	1
Benzo(a)anthracene	ND		ug/l	0.10	0.03	1
Benzo(a)pyrene	ND		ug/l	0.10	0.02	1
Benzo(b)fluoranthene	ND		ug/l	0.10	0.03	1
Benzo(k)fluoranthene	ND		ug/l	0.10	0.03	1
Chrysene	ND		ug/l	0.10	0.03	1
Acenaphthylene	ND		ug/l	0.10	0.02	1
Anthracene	ND		ug/l	0.10	0.02	1
Benzo(ghi)perylene	ND		ug/l	0.10	0.02	1
Fluorene	ND		ug/l	0.10	0.03	1
Phenanthrene	ND		ug/l	0.10	0.04	1
Dibenzo(a,h)anthracene	ND		ug/l	0.10	0.02	1
Indeno(1,2,3-cd)pyrene	ND		ug/l	0.10	0.02	1
Pyrene	ND		ug/l	0.10	0.04	1
2-Methylnaphthalene	ND		ug/l	0.10	0.03	1
Pentachlorophenol	ND		ug/l	0.80	0.06	1
Hexachlorobenzene	ND		ug/l	0.80	0.01	1
Hexachloroethane	ND		ug/l	0.80	0.02	1

Project Name: OREGON RD
Project Number: OREGON RD

Lab Number: L2548597
Report Date: 08/18/25

SAMPLE RESULTS

Lab ID: L2548597-09
Client ID: MW-16
Sample Location: OLEAN, NY

Date Collected: 08/01/25 13:45
Date Received: 08/04/25
Field Prep: Not Specified

Sample Depth:

Parameter	Result	Qualifier	Units	RL	MDL	Dilution Factor
Semivolatile Organics by GC/MS-SIM - Westborough Lab						

Surrogate	% Recovery	Qualifier	Acceptance Criteria
2-Fluorophenol	52		21-120
Phenol-d6	35		10-120
Nitrobenzene-d5	96		23-120
2-Fluorobiphenyl	65		15-120
2,4,6-Tribromophenol	63		10-120
4-Terphenyl-d14	69		41-149

Project Name: OREGON RD
Project Number: OREGON RD

Lab Number: L2548597
Report Date: 08/18/25

SAMPLE RESULTS

Lab ID: L2548597-09
Client ID: MW-16
Sample Location: OLEAN, NY

Date Collected: 08/01/25 13:45
Date Received: 08/04/25
Field Prep: Not Specified

Sample Depth:
Matrix: Water
Analytical Method: 144,1633
Analytical Date: 08/07/25 15:38
Analyst: AC

Extraction Method: EPA 1633
Extraction Date: 08/06/25 02:10

Parameter	Result	Qualifier	Units	RL	MDL	Dilution Factor
Perfluorinated Alkyl Acids by EPA 1633 - Mansfield Lab						
Perfluorobutanoic Acid (PFBA)	20.6	J	ng/l	32.0	2.64	1
Perfluoropentanoic Acid (PFPeA)	13.4	J	ng/l	16.0	1.80	1
Perfluorobutanesulfonic Acid (PFBS)	6.24	J	ng/l	8.00	2.00	1
1H,1H,2H,2H-Perfluorohexanesulfonic Acid (4:2FTS)	ND		ng/l	32.0	4.56	1
Perfluorohexanoic Acid (PFHxA)	10.8		ng/l	8.00	1.24	1
Perfluoropentanesulfonic Acid (PFPeS)	3.44	J	ng/l	8.00	1.04	1
Perfluoroheptanoic Acid (PFHpA)	2.44	J	ng/l	8.00	1.20	1
Perfluorohexanesulfonic Acid (PFHxS)	39.5		ng/l	8.00	0.680	1
Perfluorooctanoic Acid (PFOA)	3.40	J	ng/l	8.00	1.32	1
1H,1H,2H,2H-Perfluorooctanesulfonic Acid (6:2FTS)	ND		ng/l	32.0	24.1	1
Perfluoroheptanesulfonic Acid (PFHpS)	1.72	J	ng/l	8.00	1.00	1
Perfluorononanoic Acid (PFNA)	ND		ng/l	8.00	1.32	1
Perfluorooctanesulfonic Acid (PFOS)	40.2		ng/l	8.00	1.32	1
Perfluorodecanoic Acid (PFDA)	ND		ng/l	8.00	1.04	1
1H,1H,2H,2H-Perfluorodecanesulfonic Acid (8:2FTS)	ND		ng/l	32.0	6.12	1
Perfluorononanesulfonic Acid (PFNS)	ND		ng/l	8.00	1.00	1
N-Methyl Perfluorooctanesulfonamidoacetic Acid (NMeFOSAA)	ND		ng/l	8.00	2.40	1
Perfluoroundecanoic Acid (PFUnA)	ND		ng/l	8.00	0.880	1
Perfluorodecanesulfonic Acid (PFDS)	ND		ng/l	8.00	0.680	1
Perfluorooctanesulfonamide (PFOSA)	ND		ng/l	8.00	0.480	1
N-Ethyl Perfluorooctanesulfonamidoacetic Acid (NEtFOSAA)	ND		ng/l	8.00	2.40	1
Perfluorododecanoic Acid (PFDoA)	ND		ng/l	8.00	1.08	1
Perfluorotridecanoic Acid (PFTrDA)	ND		ng/l	8.00	0.920	1
Perfluorotetradecanoic Acid (PFTeDA)	ND		ng/l	8.00	0.800	1
Hexafluoropropylene Oxide Dimer Acid (HFPO-DA)	ND		ng/l	32.0	8.00	1
4,8-Dioxa-3h-Perfluorononanoic Acid (ADONA)	ND		ng/l	32.0	1.88	1

Project Name: OREGON RD
Project Number: OREGON RD

Lab Number: L2548597
Report Date: 08/18/25

SAMPLE RESULTS

Lab ID: L2548597-09
Client ID: MW-16
Sample Location: OLEAN, NY

Date Collected: 08/01/25 13:45
Date Received: 08/04/25
Field Prep: Not Specified

Sample Depth:

Parameter	Result	Qualifier	Units	RL	MDL	Dilution Factor
Perfluorinated Alkyl Acids by EPA 1633 - Mansfield Lab						
Perfluorododecanesulfonic Acid (PFDoS)	ND		ng/l	8.00	1.20	1
9-Chlorohexadecafluoro-3-Oxanone-1-Sulfonic Acid (9Cl-PF3ONS)	ND		ng/l	32.0	2.20	1
11-Chloroeicosafluoro-3-Oxaundecane-1-Sulfonic Acid (11Cl-PF3OUdS)	ND		ng/l	32.0	2.24	1
N-Methyl Perfluorooctane Sulfonamide (NMeFOSA)	ND		ng/l	8.00	1.12	1
N-Ethyl Perfluorooctane Sulfonamide (NEtFOSA)	ND		ng/l	8.00	1.76	1
N-Methyl Perfluorooctanesulfonamido Ethanol (NMeFOSE)	ND		ng/l	80.0	6.52	1
N-Ethyl Perfluorooctanesulfonamido Ethanol (NEtFOSE)	ND		ng/l	80.0	5.52	1
Perfluoro-3-Methoxypropanoic Acid (PFMPA)	ND		ng/l	16.0	1.24	1
Perfluoro-4-Methoxybutanoic Acid (PFMBA)	ND		ng/l	16.0	1.80	1
Perfluoro(2-Ethoxyethane)Sulfonic Acid (PFEESA)	ND		ng/l	16.0	1.64	1
Nonafluoro-3,6-Dioxaheptanoic Acid (NFDHA)	ND		ng/l	16.0	2.72	1
3-Perfluoropropyl Propanoic Acid (3:3FTCA)	ND		ng/l	40.0	2.68	1
2H,2H,3H,3H-Perfluorooctanoic Acid (5:3FTCA)	ND		ng/l	200	21.3	1
3-Perfluoroheptyl Propanoic Acid (7:3FTCA)	ND		ng/l	200	15.9	1

Project Name: OREGON RD
Project Number: OREGON RD
Lab Number: L2548597
Report Date: 08/18/25

SAMPLE RESULTS

Lab ID: L2548597-09
Client ID: MW-16
Sample Location: OLEAN, NY

Date Collected: 08/01/25 13:45
Date Received: 08/04/25
Field Prep: Not Specified

Sample Depth:

Parameter	Result	Qualifier	Units	RL	MDL	Dilution Factor

Perfluorinated Alkyl Acids by EPA 1633 - Mansfield Lab

Surrogate	% Recovery	Qualifier	Acceptance Criteria
Perfluoro-n-[13C4]Butanoic Acid (13C4-PFBA)	86		5-130
Perfluoro-n-[13C5]Pentanoic Acid (13C5-PFPeA)	82		40-130
Perfluoro-1-[2,3,4-13C3]Butanesulfonic Acid (13C3-PFBS)	77		40-135
1H,1H,2H,2H-Perfluoro-1-[1,2-13C2]Hexanesulfonic Acid (13C2-4:2FTS)	85		40-200
Perfluoro-n-[1,2,3,4,6-13C5]Hexanoic Acid (13C5-PFHxA)	84		40-130
Perfluoro-n-[1,2,3,4-13C4]Heptanoic Acid (13C4-PFHpA)	75		40-130
Perfluoro-1-[1,2,3-13C3]Hexanesulfonic Acid (13C3-PFHxS)	71		40-130
Perfluoro-n-[13C8]Octanoic Acid (13C8-PFOA)	90		40-130
1H,1H,2H,2H-Perfluoro-1-[1,2-13C2]Octanesulfonic Acid (13C2-6:2FTS)	83		40-200
Perfluoro-n-[13C9]Nonanoic Acid (13C9-PFNA)	80		40-130
Perfluoro-1-[13C8]Octanesulfonic Acid (13C8-PFOS)	69		40-130
Perfluoro-n-[1,2,3,4,5,6-13C6]Decanoic Acid (13C6-PFDA)	76		40-130
1H,1H,2H,2H-Perfluoro-1-[1,2-13C2]Decanesulfonic Acid (13C2-8:2FTS)	63		40-300
N-Methyl-d3-perfluoro-1-octanesulfonamidoacetic Acid (D3-NMeFOSAA)	63		40-170
Perfluoro-n-[1,2,3,4,5,6,7-13C7]Undecanoic Acid (13C7-PFUnA)	52		30-130
Perfluoro-1-[13C8]Octanesulfonamide (13C8-PFOSA)	82		40-130
N-Ethyl-d5-perfluoro-1-octanesulfonamidoacetic Acid (D5-NEtFOSAA)	45		25-135
Perfluoro-n-[1,2-13C2]Dodecanoic Acid (13C2-PFDoA)	49		10-130
Perfluoro-n-[1,2-13C2]Tetradecanoic Acid (13C2-PFTeDA)	74		10-130
Tetrafluoro-2-heptafluoropropoxy-[13C3]-propanoic acid (13C3-HFPO-DA)	89		40-130
N-Methyl-d3-Perfluoro-1-Octanesulfonamide (D3-NMeFOSA)	60		10-130
N-Ethyl-d5-Perfluoro-1-Octanesulfonamide (D5-NEtFOSA)	59		10-130
N-Methyl-d7-Perfluorooctanesulfonamidoethanol (D7-NMeFOSE)	71		10-130
N-Ethyl-d9-Perfluorooctanesulfonamidoethanol (D9-NEtFOSE)	63		10-130

Project Name: OREGON RD
Project Number: OREGON RD

Lab Number: L2548597
Report Date: 08/18/25

SAMPLE RESULTS

Lab ID: L2548597-10
Client ID: BLIND DUP
Sample Location: OLEAN, NY

Date Collected: 08/01/25 09:00
Date Received: 08/04/25
Field Prep: Not Specified

Sample Depth:
Matrix: Water
Analytical Method: 1,8270E
Analytical Date: 08/07/25 07:21
Analyst: SMZ

Extraction Method: EPA 3510C
Extraction Date: 08/05/25 15:01

Parameter	Result	Qualifier	Units	RL	MDL	Dilution Factor
Semivolatile Organics by GC/MS - Westborough Lab						
Bis(2-chloroethyl)ether	ND		ug/l	2.0	0.39	1
3,3'-Dichlorobenzidine	ND		ug/l	5.0	1.8	1
2,4-Dinitrotoluene	ND		ug/l	5.0	0.54	1
2,6-Dinitrotoluene	ND		ug/l	5.0	0.84	1
4-Chlorophenyl phenyl ether	ND		ug/l	2.0	0.39	1
4-Bromophenyl phenyl ether	ND		ug/l	2.0	0.24	1
Bis(2-chloroisopropyl)ether	ND		ug/l	2.0	0.40	1
Bis(2-chloroethoxy)methane	ND		ug/l	5.0	0.84	1
Hexachlorocyclopentadiene	ND		ug/l	20	1.2	1
Isophorone	ND		ug/l	5.0	0.86	1
Nitrobenzene	ND		ug/l	2.0	0.20	1
NDPA/DPA	ND		ug/l	2.0	0.92	1
n-Nitrosodi-n-propylamine	ND		ug/l	5.0	0.91	1
Bis(2-ethylhexyl)phthalate	1.8	J	ug/l	3.0	1.4	1
Butyl benzyl phthalate	ND		ug/l	5.0	2.6	1
Di-n-butylphthalate	4.4	J	ug/l	5.0	0.96	1
Di-n-octylphthalate	ND		ug/l	5.0	2.3	1
Diethyl phthalate	ND		ug/l	5.0	0.76	1
Dimethyl phthalate	ND		ug/l	5.0	0.92	1
Biphenyl	ND		ug/l	2.0	0.20	1
4-Chloroaniline	ND		ug/l	5.0	0.47	1
2-Nitroaniline	ND		ug/l	5.0	1.0	1
3-Nitroaniline	ND		ug/l	5.0	1.2	1
4-Nitroaniline	ND		ug/l	5.0	1.4	1
Dibenzofuran	ND		ug/l	2.0	0.40	1
1,2,4,5-Tetrachlorobenzene	ND		ug/l	10	0.24	1
Acetophenone	ND		ug/l	5.0	0.92	1
2,4,6-Trichlorophenol	ND		ug/l	5.0	2.1	1

Project Name: OREGON RD
Project Number: OREGON RD

Lab Number: L2548597
Report Date: 08/18/25

SAMPLE RESULTS

Lab ID: L2548597-10
Client ID: BLIND DUP
Sample Location: OLEAN, NY

Date Collected: 08/01/25 09:00
Date Received: 08/04/25
Field Prep: Not Specified

Sample Depth:

Parameter	Result	Qualifier	Units	RL	MDL	Dilution Factor
Semivolatile Organics by GC/MS - Westborough Lab						
p-Chloro-m-cresol	ND		ug/l	2.0	0.61	1
2-Chlorophenol	ND		ug/l	2.0	0.65	1
2,4-Dichlorophenol	ND		ug/l	5.0	1.7	1
2,4-Dimethylphenol	ND		ug/l	5.0	2.0	1
2-Nitrophenol	ND		ug/l	10	2.0	1
4-Nitrophenol	ND		ug/l	10	1.4	1
2,4-Dinitrophenol	ND		ug/l	20	5.4	1
4,6-Dinitro-o-cresol	ND		ug/l	10	2.3	1
Phenol	ND		ug/l	5.0	0.35	1
2-Methylphenol	ND		ug/l	5.0	2.3	1
3-Methylphenol/4-Methylphenol	ND		ug/l	5.0	1.4	1
2,4,5-Trichlorophenol	ND		ug/l	5.0	2.1	1
Carbazole	ND		ug/l	2.0	0.31	1
Atrazine	ND		ug/l	10	1.0	1
Benzaldehyde	ND		ug/l	5.0	1.1	1
Caprolactam	ND		ug/l	10	1.2	1
2,3,4,6-Tetrachlorophenol	ND		ug/l	5.0	2.2	1

Tentatively Identified Compounds

Total TIC Compounds	5.00	J	ug/l			1
Unknown Organic Acid	5.00	J	ug/l			1

Surrogate	% Recovery	Qualifier	Acceptance Criteria
2-Fluorophenol	47		21-120
Phenol-d6	29		10-120
Nitrobenzene-d5	60		23-120
2-Fluorobiphenyl	60		15-120
2,4,6-Tribromophenol	65		10-120
4-Terphenyl-d14	65		41-149

Project Name: OREGON RD
Project Number: OREGON RD

Lab Number: L2548597
Report Date: 08/18/25

SAMPLE RESULTS

Lab ID: L2548597-10
Client ID: BLIND DUP
Sample Location: OLEAN, NY

Date Collected: 08/01/25 09:00
Date Received: 08/04/25
Field Prep: Not Specified

Sample Depth:
Matrix: Water
Analytical Method: 1,8270E-SIM
Analytical Date: 08/06/25 09:51
Analyst: DV

Extraction Method: EPA 3510C
Extraction Date: 08/05/25 15:01

Parameter	Result	Qualifier	Units	RL	MDL	Dilution Factor
Semivolatile Organics by GC/MS-SIM - Westborough Lab						
Acenaphthene	ND		ug/l	0.10	0.02	1
2-Chloronaphthalene	ND		ug/l	0.20	0.02	1
Fluoranthene	ND		ug/l	0.10	0.03	1
Hexachlorobutadiene	ND		ug/l	0.50	0.02	1
Naphthalene	ND		ug/l	0.10	0.02	1
Benzo(a)anthracene	ND		ug/l	0.10	0.03	1
Benzo(a)pyrene	ND		ug/l	0.10	0.02	1
Benzo(b)fluoranthene	ND		ug/l	0.10	0.03	1
Benzo(k)fluoranthene	ND		ug/l	0.10	0.03	1
Chrysene	ND		ug/l	0.10	0.03	1
Acenaphthylene	ND		ug/l	0.10	0.02	1
Anthracene	ND		ug/l	0.10	0.02	1
Benzo(ghi)perylene	ND		ug/l	0.10	0.02	1
Fluorene	ND		ug/l	0.10	0.03	1
Phenanthrene	ND		ug/l	0.10	0.04	1
Dibenzo(a,h)anthracene	ND		ug/l	0.10	0.02	1
Indeno(1,2,3-cd)pyrene	ND		ug/l	0.10	0.02	1
Pyrene	ND		ug/l	0.10	0.04	1
2-Methylnaphthalene	ND		ug/l	0.10	0.03	1
Pentachlorophenol	ND		ug/l	0.80	0.06	1
Hexachlorobenzene	ND		ug/l	0.80	0.01	1
Hexachloroethane	ND		ug/l	0.80	0.02	1

Project Name: OREGON RD
Project Number: OREGON RD

Lab Number: L2548597
Report Date: 08/18/25

SAMPLE RESULTS

Lab ID: L2548597-10
Client ID: BLIND DUP
Sample Location: OLEAN, NY

Date Collected: 08/01/25 09:00
Date Received: 08/04/25
Field Prep: Not Specified

Sample Depth:

Parameter	Result	Qualifier	Units	RL	MDL	Dilution Factor
Semivolatile Organics by GC/MS-SIM - Westborough Lab						

Surrogate	% Recovery	Qualifier	Acceptance Criteria
2-Fluorophenol	47		21-120
Phenol-d6	32		10-120
Nitrobenzene-d5	85		23-120
2-Fluorobiphenyl	58		15-120
2,4,6-Tribromophenol	57		10-120
4-Terphenyl-d14	66		41-149

Project Name: OREGON RD
Project Number: OREGON RD

Lab Number: L2548597
Report Date: 08/18/25

SAMPLE RESULTS

Lab ID: L2548597-10
Client ID: BLIND DUP
Sample Location: OLEAN, NY

Date Collected: 08/01/25 09:00
Date Received: 08/04/25
Field Prep: Not Specified

Sample Depth:
Matrix: Water
Analytical Method: 144,1633
Analytical Date: 08/07/25 15:47
Analyst: AC

Extraction Method: EPA 1633
Extraction Date: 08/06/25 02:10

Parameter	Result	Qualifier	Units	RL	MDL	Dilution Factor
Perfluorinated Alkyl Acids by EPA 1633 - Mansfield Lab						
Perfluorobutanoic Acid (PFBA)	20.1	J	ng/l	32.0	2.64	1
Perfluoropentanoic Acid (PFPeA)	13.7	J	ng/l	16.0	1.80	1
Perfluorobutanesulfonic Acid (PFBS)	8.40		ng/l	8.00	2.00	1
1H,1H,2H,2H-Perfluorohexanesulfonic Acid (4:2FTS)	ND		ng/l	32.0	4.56	1
Perfluorohexanoic Acid (PFHxA)	16.5		ng/l	8.00	1.24	1
Perfluoropentanesulfonic Acid (PFPeS)	8.60		ng/l	8.00	1.04	1
Perfluoroheptanoic Acid (PFHpA)	2.40	J	ng/l	8.00	1.20	1
Perfluorohexanesulfonic Acid (PFHxS)	88.1		ng/l	8.00	0.680	1
Perfluorooctanoic Acid (PFOA)	7.48	J	ng/l	8.00	1.32	1
1H,1H,2H,2H-Perfluorooctanesulfonic Acid (6:2FTS)	ND		ng/l	32.0	24.1	1
Perfluoroheptanesulfonic Acid (PFHpS)	4.20	J	ng/l	8.00	1.00	1
Perfluorononanoic Acid (PFNA)	ND		ng/l	8.00	1.32	1
Perfluorooctanesulfonic Acid (PFOS)	100		ng/l	8.00	1.32	1
Perfluorodecanoic Acid (PFDA)	ND		ng/l	8.00	1.04	1
1H,1H,2H,2H-Perfluorodecanesulfonic Acid (8:2FTS)	ND		ng/l	32.0	6.12	1
Perfluorononanesulfonic Acid (PFNS)	ND		ng/l	8.00	1.00	1
N-Methyl Perfluorooctanesulfonamidoacetic Acid (NMeFOSAA)	ND		ng/l	8.00	2.40	1
Perfluoroundecanoic Acid (PFUnA)	ND		ng/l	8.00	0.880	1
Perfluorodecanesulfonic Acid (PFDS)	ND		ng/l	8.00	0.680	1
Perfluorooctanesulfonamide (PFOSA)	ND		ng/l	8.00	0.480	1
N-Ethyl Perfluorooctanesulfonamidoacetic Acid (NEtFOSAA)	ND		ng/l	8.00	2.40	1
Perfluorododecanoic Acid (PFDoA)	ND		ng/l	8.00	1.08	1
Perfluorotridecanoic Acid (PFTrDA)	ND		ng/l	8.00	0.920	1
Perfluorotetradecanoic Acid (PFTeDA)	ND		ng/l	8.00	0.800	1
Hexafluoropropylene Oxide Dimer Acid (HFPO-DA)	ND		ng/l	32.0	8.00	1
4,8-Dioxa-3h-Perfluorononanoic Acid (ADONA)	ND		ng/l	32.0	1.88	1

Project Name: OREGON RD
Project Number: OREGON RD

Lab Number: L2548597
Report Date: 08/18/25

SAMPLE RESULTS

Lab ID: L2548597-10
Client ID: BLIND DUP
Sample Location: OLEAN, NY

Date Collected: 08/01/25 09:00
Date Received: 08/04/25
Field Prep: Not Specified

Sample Depth:

Parameter	Result	Qualifier	Units	RL	MDL	Dilution Factor
Perfluorinated Alkyl Acids by EPA 1633 - Mansfield Lab						
Perfluorododecanesulfonic Acid (PFDoS)	ND		ng/l	8.00	1.20	1
9-Chlorohexadecafluoro-3-Oxanone-1-Sulfonic Acid (9Cl-PF3ONS)	ND		ng/l	32.0	2.20	1
11-Chloroeicosafluoro-3-Oxaundecane-1-Sulfonic Acid (11Cl-PF3OUdS)	ND		ng/l	32.0	2.24	1
N-Methyl Perfluorooctane Sulfonamide (NMeFOSA)	ND		ng/l	8.00	1.12	1
N-Ethyl Perfluorooctane Sulfonamide (NEtFOSA)	ND		ng/l	8.00	1.76	1
N-Methyl Perfluorooctanesulfonamido Ethanol (NMeFOSE)	ND		ng/l	80.0	6.52	1
N-Ethyl Perfluorooctanesulfonamido Ethanol (NEtFOSE)	ND		ng/l	80.0	5.52	1
Perfluoro-3-Methoxypropanoic Acid (PFMPA)	ND		ng/l	16.0	1.24	1
Perfluoro-4-Methoxybutanoic Acid (PFMBA)	ND		ng/l	16.0	1.80	1
Perfluoro(2-Ethoxyethane)Sulfonic Acid (PFEESA)	ND		ng/l	16.0	1.64	1
Nonafluoro-3,6-Dioxaheptanoic Acid (NFDHA)	ND		ng/l	16.0	2.72	1
3-Perfluoropropyl Propanoic Acid (3:3FTCA)	ND		ng/l	40.0	2.68	1
2H,2H,3H,3H-Perfluorooctanoic Acid (5:3FTCA)	ND		ng/l	200	21.3	1
3-Perfluoroheptyl Propanoic Acid (7:3FTCA)	ND		ng/l	200	15.9	1

Project Name: OREGON RD
Project Number: OREGON RD
Lab Number: L2548597
Report Date: 08/18/25

SAMPLE RESULTS

Lab ID: L2548597-10
Client ID: BLIND DUP
Sample Location: OLEAN, NY

Date Collected: 08/01/25 09:00
Date Received: 08/04/25
Field Prep: Not Specified

Sample Depth:

Parameter	Result	Qualifier	Units	RL	MDL	Dilution Factor

Perfluorinated Alkyl Acids by EPA 1633 - Mansfield Lab

Surrogate	% Recovery	Qualifier	Acceptance Criteria
Perfluoro-n-[13C4]Butanoic Acid (13C4-PFBA)	102		5-130
Perfluoro-n-[13C5]Pentanoic Acid (13C5-PFPeA)	93		40-130
Perfluoro-1-[2,3,4-13C3]Butanesulfonic Acid (13C3-PFBS)	92		40-135
1H,1H,2H,2H-Perfluoro-1-[1,2-13C2]Hexanesulfonic Acid (13C2-4:2FTS)	107		40-200
Perfluoro-n-[1,2,3,4,6-13C5]Hexanoic Acid (13C5-PFHxA)	99		40-130
Perfluoro-n-[1,2,3,4-13C4]Heptanoic Acid (13C4-PFHpA)	96		40-130
Perfluoro-1-[1,2,3-13C3]Hexanesulfonic Acid (13C3-PFHxS)	81		40-130
Perfluoro-n-[13C8]Octanoic Acid (13C8-PFOA)	95		40-130
1H,1H,2H,2H-Perfluoro-1-[1,2-13C2]Octanesulfonic Acid (13C2-6:2FTS)	113		40-200
Perfluoro-n-[13C9]Nonanoic Acid (13C9-PFNA)	94		40-130
Perfluoro-1-[13C8]Octanesulfonic Acid (13C8-PFOS)	89		40-130
Perfluoro-n-[1,2,3,4,5,6-13C6]Decanoic Acid (13C6-PFDA)	91		40-130
1H,1H,2H,2H-Perfluoro-1-[1,2-13C2]Decanesulfonic Acid (13C2-8:2FTS)	82		40-300
N-Methyl-d3-perfluoro-1-octanesulfonamidoacetic Acid (D3-NMeFOSAA)	87		40-170
Perfluoro-n-[1,2,3,4,5,6,7-13C7]Undecanoic Acid (13C7-PFUnA)	67		30-130
Perfluoro-1-[13C8]Octanesulfonamide (13C8-PFOSA)	95		40-130
N-Ethyl-d5-perfluoro-1-octanesulfonamidoacetic Acid (D5-NEtFOSAA)	63		25-135
Perfluoro-n-[1,2-13C2]Dodecanoic Acid (13C2-PFDoA)	64		10-130
Perfluoro-n-[1,2-13C2]Tetradecanoic Acid (13C2-PFTeDA)	93		10-130
Tetrafluoro-2-heptafluoropropoxy-[13C3]-propanoic acid (13C3-HFPO-DA)	100		40-130
N-Methyl-d3-Perfluoro-1-Octanesulfonamide (D3-NMeFOSA)	75		10-130
N-Ethyl-d5-Perfluoro-1-Octanesulfonamide (D5-NEtFOSA)	76		10-130
N-Methyl-d7-Perfluorooctanesulfonamidoethanol (D7-NMeFOSE)	86		10-130
N-Ethyl-d9-Perfluorooctanesulfonamidoethanol (D9-NEtFOSE)	81		10-130

Project Name: OREGON RD
Project Number: OREGON RD

Lab Number: L2548597
Report Date: 08/18/25

SAMPLE RESULTS

Lab ID: L2548597-11
Client ID: FIELD BLANK
Sample Location: OLEAN, NY

Date Collected: 08/01/25 00:00
Date Received: 08/04/25
Field Prep: Not Specified

Sample Depth:
Matrix: Water
Analytical Method: 144,1633
Analytical Date: 08/07/25 15:56
Analyst: AC

Extraction Method: EPA 1633
Extraction Date: 08/06/25 02:10

Parameter	Result	Qualifier	Units	RL	MDL	Dilution Factor
Perfluorinated Alkyl Acids by EPA 1633 - Mansfield Lab						
Perfluorobutanoic Acid (PFBA)	ND		ng/l	6.41	0.529	1
Perfluoropentanoic Acid (PFPeA)	ND		ng/l	3.20	0.360	1
Perfluorobutanesulfonic Acid (PFBS)	ND		ng/l	1.60	0.400	1
1H,1H,2H,2H-Perfluorohexanesulfonic Acid (4:2FTS)	ND		ng/l	6.41	0.913	1
Perfluorohexanoic Acid (PFHxA)	ND		ng/l	1.60	0.248	1
Perfluoropentanesulfonic Acid (PFPeS)	ND		ng/l	1.60	0.208	1
Perfluoroheptanoic Acid (PFHpA)	ND		ng/l	1.60	0.240	1
Perfluorohexanesulfonic Acid (PFHxS)	ND		ng/l	1.60	0.136	1
Perfluorooctanoic Acid (PFOA)	ND		ng/l	1.60	0.264	1
1H,1H,2H,2H-Perfluorooctanesulfonic Acid (6:2FTS)	ND		ng/l	6.41	4.82	1
Perfluoroheptanesulfonic Acid (PFHpS)	ND		ng/l	1.60	0.200	1
Perfluorononanoic Acid (PFNA)	ND		ng/l	1.60	0.264	1
Perfluorooctanesulfonic Acid (PFOS)	0.296	J	ng/l	1.60	0.264	1
Perfluorodecanoic Acid (PFDA)	ND		ng/l	1.60	0.208	1
1H,1H,2H,2H-Perfluorodecanesulfonic Acid (8:2FTS)	ND		ng/l	6.41	1.22	1
Perfluorononanesulfonic Acid (PFNS)	ND		ng/l	1.60	0.200	1
N-Methyl Perfluorooctanesulfonamidoacetic Acid (NMeFOSAA)	ND		ng/l	1.60	0.480	1
Perfluoroundecanoic Acid (PFUnA)	ND		ng/l	1.60	0.176	1
Perfluorodecanesulfonic Acid (PFDS)	ND		ng/l	1.60	0.136	1
Perfluorooctanesulfonamide (PFOSA)	ND		ng/l	1.60	0.096	1
N-Ethyl Perfluorooctanesulfonamidoacetic Acid (NEtFOSAA)	ND		ng/l	1.60	0.480	1
Perfluorododecanoic Acid (PFDoA)	ND		ng/l	1.60	0.216	1
Perfluorotridecanoic Acid (PFTrDA)	ND		ng/l	1.60	0.184	1
Perfluorotetradecanoic Acid (PFTeDA)	ND		ng/l	1.60	0.160	1
Hexafluoropropylene Oxide Dimer Acid (HFPO-DA)	ND		ng/l	6.41	1.60	1
4,8-Dioxa-3h-Perfluorononanoic Acid (ADONA)	ND		ng/l	6.41	0.376	1

Project Name: OREGON RD
Project Number: OREGON RD

Lab Number: L2548597
Report Date: 08/18/25

SAMPLE RESULTS

Lab ID: L2548597-11
Client ID: FIELD BLANK
Sample Location: OLEAN, NY

Date Collected: 08/01/25 00:00
Date Received: 08/04/25
Field Prep: Not Specified

Sample Depth:

Parameter	Result	Qualifier	Units	RL	MDL	Dilution Factor
Perfluorinated Alkyl Acids by EPA 1633 - Mansfield Lab						
Perfluorododecanesulfonic Acid (PFDoS)	ND		ng/l	1.60	0.240	1
9-Chlorohexadecafluoro-3-Oxanone-1-Sulfonic Acid (9Cl-PF3ONS)	ND		ng/l	6.41	0.440	1
11-Chloroeicosafluoro-3-Oxaundecane-1-Sulfonic Acid (11Cl-PF3OUdS)	ND		ng/l	6.41	0.448	1
N-Methyl Perfluorooctane Sulfonamide (NMeFOSA)	ND		ng/l	1.60	0.224	1
N-Ethyl Perfluorooctane Sulfonamide (NEtFOSA)	ND		ng/l	1.60	0.352	1
N-Methyl Perfluorooctanesulfonamido Ethanol (NMeFOSE)	ND		ng/l	16.0	1.30	1
N-Ethyl Perfluorooctanesulfonamido Ethanol (NEtFOSE)	ND		ng/l	16.0	1.10	1
Perfluoro-3-Methoxypropanoic Acid (PFMPA)	ND		ng/l	3.20	0.248	1
Perfluoro-4-Methoxybutanoic Acid (PFMBA)	ND		ng/l	3.20	0.360	1
Perfluoro(2-Ethoxyethane)Sulfonic Acid (PFEESA)	ND		ng/l	3.20	0.328	1
Nonafluoro-3,6-Dioxaheptanoic Acid (NFDHA)	ND		ng/l	3.20	0.545	1
3-Perfluoropropyl Propanoic Acid (3:3FTCA)	ND		ng/l	8.01	0.537	1
2H,2H,3H,3H-Perfluorooctanoic Acid (5:3FTCA)	ND		ng/l	40.0	4.26	1
3-Perfluoroheptyl Propanoic Acid (7:3FTCA)	ND		ng/l	40.0	3.19	1

Project Name: OREGON RD **Lab Number:** L2548597

Project Number: OREGON RD **Report Date:** 08/18/25

SAMPLE RESULTS

Lab ID: L2548597-11 Date Collected: 08/01/25 00:00

Client ID: FIELD BLANK Date Received: 08/04/25

Sample Location: OLEAN, NY Field Prep: Not Specified

Sample Depth:

Parameter	Result	Qualifier	Units	RL	MDL	Dilution Factor

Perfluorinated Alkyl Acids by EPA 1633 - Mansfield Lab

Surrogate	% Recovery	Qualifier	Acceptance Criteria
Perfluoro-n-[13C4]Butanoic Acid (13C4-PFBA)	94		5-130
Perfluoro-n-[13C5]Pentanoic Acid (13C5-PFPeA)	92		40-130
Perfluoro-1-[2,3,4-13C3]Butanesulfonic Acid (13C3-PFBS)	85		40-135
1H,1H,2H,2H-Perfluoro-1-[1,2-13C2]Hexanesulfonic Acid (13C2-4:2FTS)	78		40-200
Perfluoro-n-[1,2,3,4,6-13C5]Hexanoic Acid (13C5-PFHxA)	96		40-130
Perfluoro-n-[1,2,3,4-13C4]Heptanoic Acid (13C4-PFHpA)	87		40-130
Perfluoro-1-[1,2,3-13C3]Hexanesulfonic Acid (13C3-PFHxS)	83		40-130
Perfluoro-n-[13C8]Octanoic Acid (13C8-PFOA)	88		40-130
1H,1H,2H,2H-Perfluoro-1-[1,2-13C2]Octanesulfonic Acid (13C2-6:2FTS)	85		40-200
Perfluoro-n-[13C9]Nonanoic Acid (13C9-PFNA)	90		40-130
Perfluoro-1-[13C8]Octanesulfonic Acid (13C8-PFOS)	78		40-130
Perfluoro-n-[1,2,3,4,5,6-13C6]Decanoic Acid (13C6-PFDA)	83		40-130
1H,1H,2H,2H-Perfluoro-1-[1,2-13C2]Decanesulfonic Acid (13C2-8:2FTS)	68		40-300
N-Methyl-d3-perfluoro-1-octanesulfonamidoacetic Acid (D3-NMeFOSAA)	110		40-170
Perfluoro-n-[1,2,3,4,5,6,7-13C7]Undecanoic Acid (13C7-PFUnA)	62		30-130
Perfluoro-1-[13C8]Octanesulfonamide (13C8-PFOSA)	73		40-130
N-Ethyl-d5-perfluoro-1-octanesulfonamidoacetic Acid (D5-NEtFOSAA)	50		25-135
Perfluoro-n-[1,2-13C2]Dodecanoic Acid (13C2-PFDoA)	56		10-130
Perfluoro-n-[1,2-13C2]Tetradecanoic Acid (13C2-PFTeDA)	73		10-130
Tetrafluoro-2-heptafluoropropoxy-[13C3]-propanoic acid (13C3-HFPO-DA)	92		40-130
N-Methyl-d3-Perfluoro-1-Octanesulfonamide (D3-NMeFOSA)	54		10-130
N-Ethyl-d5-Perfluoro-1-Octanesulfonamide (D5-NEtFOSA)	56		10-130
N-Methyl-d7-Perfluorooctanesulfonamidoethanol (D7-NMeFOSE)	66		10-130
N-Ethyl-d9-Perfluorooctanesulfonamidoethanol (D9-NEtFOSE)	66		10-130

Project Name: OREGON RD
Project Number: OREGON RD

Lab Number: L2548597
Report Date: 08/18/25

Method Blank Analysis
Batch Quality Control

Analytical Method: 1,8270E
Analytical Date: 08/06/25 04:01
Analyst: DV

Extraction Method: EPA 3510C
Extraction Date: 08/05/25 15:01

Parameter	Result	Qualifier	Units	RL	MDL
Semivolatile Organics by GC/MS - Westborough Lab for sample(s): 01-10 Batch: WG2099312-1					
Bis(2-chloroethyl)ether	ND		ug/l	2.0	0.39
3,3'-Dichlorobenzidine	ND		ug/l	5.0	1.8
2,4-Dinitrotoluene	ND		ug/l	5.0	0.54
2,6-Dinitrotoluene	ND		ug/l	5.0	0.84
4-Chlorophenyl phenyl ether	ND		ug/l	2.0	0.39
4-Bromophenyl phenyl ether	ND		ug/l	2.0	0.24
Bis(2-chloroisopropyl)ether	ND		ug/l	2.0	0.40
Bis(2-chloroethoxy)methane	ND		ug/l	5.0	0.84
Hexachlorocyclopentadiene	ND		ug/l	20	1.2
Isophorone	ND		ug/l	5.0	0.86
Nitrobenzene	ND		ug/l	2.0	0.20
NDPA/DPA	ND		ug/l	2.0	0.92
n-Nitrosodi-n-propylamine	ND		ug/l	5.0	0.91
Bis(2-ethylhexyl)phthalate	ND		ug/l	3.0	1.4
Butyl benzyl phthalate	ND		ug/l	5.0	2.6
Di-n-butylphthalate	ND		ug/l	5.0	0.96
Di-n-octylphthalate	ND		ug/l	5.0	2.3
Diethyl phthalate	ND		ug/l	5.0	0.76
Dimethyl phthalate	ND		ug/l	5.0	0.92
Biphenyl	ND		ug/l	2.0	0.20
4-Chloroaniline	ND		ug/l	5.0	0.47
2-Nitroaniline	ND		ug/l	5.0	1.0
3-Nitroaniline	ND		ug/l	5.0	1.2
4-Nitroaniline	ND		ug/l	5.0	1.4

Project Name: OREGON RD
Project Number: OREGON RD

Lab Number: L2548597
Report Date: 08/18/25

Method Blank Analysis
Batch Quality Control

Analytical Method: 1,8270E
Analytical Date: 08/06/25 04:01
Analyst: DV

Extraction Method: EPA 3510C
Extraction Date: 08/05/25 15:01

Parameter	Result	Qualifier	Units	RL	MDL
Semivolatile Organics by GC/MS - Westborough Lab for sample(s): 01-10 Batch: WG2099312-1					
Dibenzofuran	ND		ug/l	2.0	0.40
1,2,4,5-Tetrachlorobenzene	ND		ug/l	10	0.24
Acetophenone	ND		ug/l	5.0	0.92
2,4,6-Trichlorophenol	ND		ug/l	5.0	2.1
p-Chloro-m-cresol	ND		ug/l	2.0	0.61
2-Chlorophenol	ND		ug/l	2.0	0.65
2,4-Dichlorophenol	ND		ug/l	5.0	1.7
2,4-Dimethylphenol	ND		ug/l	5.0	2.0
2-Nitrophenol	ND		ug/l	10	2.0
4-Nitrophenol	ND		ug/l	10	1.4
2,4-Dinitrophenol	ND		ug/l	20	5.4
4,6-Dinitro-o-cresol	ND		ug/l	10	2.3
Phenol	ND		ug/l	5.0	0.35
2-Methylphenol	ND		ug/l	5.0	2.3
3-Methylphenol/4-Methylphenol	ND		ug/l	5.0	1.4
2,4,5-Trichlorophenol	ND		ug/l	5.0	2.1
Carbazole	ND		ug/l	2.0	0.31
Atrazine	ND		ug/l	10	1.0
Benzaldehyde	ND		ug/l	5.0	1.1
Caprolactam	ND		ug/l	10	1.2
2,3,4,6-Tetrachlorophenol	ND		ug/l	5.0	2.2

Project Name: OREGON RD
Project Number: OREGON RD

Lab Number: L2548597
Report Date: 08/18/25

Method Blank Analysis
Batch Quality Control

Analytical Method: 1,8270E
Analytical Date: 08/06/25 04:01
Analyst: DV

Extraction Method: EPA 3510C
Extraction Date: 08/05/25 15:01

Parameter	Result	Qualifier	Units	RL	MDL
Semivolatile Organics by GC/MS - Westborough Lab for sample(s): 01-10 Batch: WG2099312-1					
Tentatively Identified Compounds					
No Tentatively Identified Compounds	ND		ug/l		

Surrogate	%Recovery	Qualifier	Acceptance Criteria
2-Fluorophenol	45		21-120
Phenol-d6	32		10-120
Nitrobenzene-d5	64		23-120
2-Fluorobiphenyl	62		15-120
2,4,6-Tribromophenol	85		10-120
4-Terphenyl-d14	67		41-149

Project Name: OREGON RD
Project Number: OREGON RD

Lab Number: L2548597
Report Date: 08/18/25

Method Blank Analysis
Batch Quality Control

Analytical Method: 1,8270E-SIM
Analytical Date: 08/06/25 09:00
Analyst: DV

Extraction Method: EPA 3510C
Extraction Date: 08/05/25 15:01

Parameter	Result	Qualifier	Units	RL	MDL
Semivolatile Organics by GC/MS-SIM - Westborough Lab for sample(s): 01-10 Batch: WG2099313-1					
Acenaphthene	ND		ug/l	0.10	0.02
2-Chloronaphthalene	ND		ug/l	0.20	0.02
Fluoranthene	ND		ug/l	0.10	0.03
Hexachlorobutadiene	ND		ug/l	0.50	0.02
Naphthalene	ND		ug/l	0.10	0.02
Benzo(a)anthracene	ND		ug/l	0.10	0.03
Benzo(a)pyrene	ND		ug/l	0.10	0.02
Benzo(b)fluoranthene	ND		ug/l	0.10	0.03
Benzo(k)fluoranthene	ND		ug/l	0.10	0.03
Chrysene	ND		ug/l	0.10	0.03
Acenaphthylene	ND		ug/l	0.10	0.02
Anthracene	ND		ug/l	0.10	0.02
Benzo(ghi)perylene	ND		ug/l	0.10	0.02
Fluorene	ND		ug/l	0.10	0.03
Phenanthrene	ND		ug/l	0.10	0.04
Dibenzo(a,h)anthracene	ND		ug/l	0.10	0.02
Indeno(1,2,3-cd)pyrene	ND		ug/l	0.10	0.02
Pyrene	ND		ug/l	0.10	0.04
2-Methylnaphthalene	ND		ug/l	0.10	0.03
Pentachlorophenol	ND		ug/l	0.80	0.06
Hexachlorobenzene	ND		ug/l	0.80	0.01
Hexachloroethane	ND		ug/l	0.80	0.02

Project Name: OREGON RD
Project Number: OREGON RD

Lab Number: L2548597
Report Date: 08/18/25

Method Blank Analysis
Batch Quality Control

Analytical Method: 1,8270E-SIM
Analytical Date: 08/06/25 09:00
Analyst: DV

Extraction Method: EPA 3510C
Extraction Date: 08/05/25 15:01

Parameter	Result	Qualifier	Units	RL	MDL
Semivolatile Organics by GC/MS-SIM - Westborough Lab for sample(s): 01-10 Batch: WG2099313-1					

Surrogate	%Recovery	Qualifier	Acceptance Criteria
2-Fluorophenol	45		21-120
Phenol-d6	31		10-120
Nitrobenzene-d5	81		23-120
2-Fluorobiphenyl	58		15-120
2,4,6-Tribromophenol	50		10-120
4-Terphenyl-d14	60		41-149

Project Name: OREGON RD
Project Number: OREGON RD

Lab Number: L2548597
Report Date: 08/18/25

Method Blank Analysis
Batch Quality Control

Analytical Method: 144,1633
Analytical Date: 08/07/25 14:27
Analyst: AC

Extraction Method: EPA 1633
Extraction Date: 08/06/25 02:10

Parameter	Result	Qualifier	Units	RL	MDL
Perfluorinated Alkyl Acids by EPA 1633 - Mansfield Lab for sample(s): 06,09-11 Batch: WG2099447-1					
Perfluorobutanoic Acid (PFBA)	ND		ng/l	6.40	0.528
Perfluoropentanoic Acid (PFPeA)	ND		ng/l	3.20	0.360
Perfluorobutanesulfonic Acid (PFBS)	ND		ng/l	1.60	0.400
1H,1H,2H,2H-Perfluorohexanesulfonic Acid (4:2FTS)	ND		ng/l	6.40	0.912
Perfluorohexanoic Acid (PFHxA)	ND		ng/l	1.60	0.248
Perfluoropentanesulfonic Acid (PFPeS)	ND		ng/l	1.60	0.208
Perfluoroheptanoic Acid (PFHpA)	ND		ng/l	1.60	0.240
Perfluorohexanesulfonic Acid (PFHxS)	ND		ng/l	1.60	0.136
Perfluorooctanoic Acid (PFOA)	ND		ng/l	1.60	0.264
1H,1H,2H,2H-Perfluorooctanesulfonic Acid (6:2FTS)	ND		ng/l	6.40	4.82
Perfluoroheptanesulfonic Acid (PFHpS)	ND		ng/l	1.60	0.200
Perfluorononanoic Acid (PFNA)	ND		ng/l	1.60	0.264
Perfluorooctanesulfonic Acid (PFOS)	ND		ng/l	1.60	0.264
Perfluorodecanoic Acid (PFDA)	ND		ng/l	1.60	0.208
1H,1H,2H,2H-Perfluorodecanesulfonic Acid (8:2FTS)	ND		ng/l	6.40	1.22
Perfluorononanesulfonic Acid (PFNS)	ND		ng/l	1.60	0.200
N-Methyl Perfluorooctanesulfonamidoacetic Acid (NMeFOSAA)	ND		ng/l	1.60	0.480
Perfluoroundecanoic Acid (PFUnA)	ND		ng/l	1.60	0.176
Perfluorodecanesulfonic Acid (PFDS)	ND		ng/l	1.60	0.136
Perfluorooctanesulfonamide (PFOSA)	ND		ng/l	1.60	0.096
N-Ethyl Perfluorooctanesulfonamidoacetic Acid (NEtFOSAA)	ND		ng/l	1.60	0.480
Perfluorododecanoic Acid (PFDoA)	ND		ng/l	1.60	0.216
Perfluorotridecanoic Acid (PFTrDA)	ND		ng/l	1.60	0.184

Project Name: OREGON RD
Project Number: OREGON RD

Lab Number: L2548597
Report Date: 08/18/25

Method Blank Analysis
Batch Quality Control

Analytical Method: 144,1633
Analytical Date: 08/07/25 14:27
Analyst: AC

Extraction Method: EPA 1633
Extraction Date: 08/06/25 02:10

Parameter	Result	Qualifier	Units	RL	MDL
Perfluorinated Alkyl Acids by EPA 1633 - Mansfield Lab for sample(s): 06,09-11 Batch: WG2099447-1					
Perfluorotetradecanoic Acid (PFTeDA)	ND		ng/l	1.60	0.160
Hexafluoropropylene Oxide Dimer Acid (HFPO-DA)	ND		ng/l	6.40	1.60
4,8-Dioxa-3h-Perfluorononanoic Acid (ADONA)	ND		ng/l	6.40	0.376
Perfluorododecanesulfonic Acid (PFDoS)	ND		ng/l	1.60	0.240
9-Chlorohexadecafluoro-3-Oxanone-1-Sulfonic Acid (9Cl-PF3ONS)	ND		ng/l	6.40	0.440
11-Chloroeicosafluoro-3-Oxaundecane-1-Sulfonic Acid (11Cl-PF3OUdS)	ND		ng/l	6.40	0.448
N-Methyl Perfluorooctane Sulfonamide (NMeFOSA)	ND		ng/l	1.60	0.224
N-Ethyl Perfluorooctane Sulfonamide (NEtFOSA)	ND		ng/l	1.60	0.352
N-Methyl Perfluorooctanesulfonamido Ethanol (NMeFOSE)	ND		ng/l	16.0	1.30
N-Ethyl Perfluorooctanesulfonamido Ethanol (NEtFOSE)	ND		ng/l	16.0	1.10
Perfluoro-3-Methoxypropanoic Acid (PFMPA)	ND		ng/l	3.20	0.248
Perfluoro-4-Methoxybutanoic Acid (PFMBA)	ND		ng/l	3.20	0.360
Perfluoro(2-Ethoxyethane)Sulfonic Acid (PFEESA)	ND		ng/l	3.20	0.328
Nonafluoro-3,6-Dioxaheptanoic Acid (NFDHA)	ND		ng/l	3.20	0.544
3-Perfluoropropyl Propanoic Acid (3:3FTCA)	ND		ng/l	8.00	0.536
2H,2H,3H,3H-Perfluorooctanoic Acid (5:3FTCA)	ND		ng/l	40.0	4.26
3-Perfluoroheptyl Propanoic Acid (7:3FTCA)	ND		ng/l	40.0	3.18

Project Name: OREGON RD
Project Number: OREGON RD

Lab Number: L2548597
Report Date: 08/18/25

Method Blank Analysis
Batch Quality Control

Analytical Method: 144,1633
Analytical Date: 08/07/25 14:27
Analyst: AC

Extraction Method: EPA 1633
Extraction Date: 08/06/25 02:10

Parameter	Result	Qualifier	Units	RL	MDL
Perfluorinated Alkyl Acids by EPA 1633 - Mansfield Lab for sample(s): 06,09-11 Batch: WG2099447-1					

Surrogate	%Recovery	Qualifier	Acceptance Criteria
Perfluoro-n-[13C4]Butanoic Acid (13C4-PFBA)	81		5-130
Perfluoro-n-[13C5]Pentanoic Acid (13C5-PFPeA)	76		40-130
Perfluoro-1-[2,3,4-13C3]Butanesulfonic Acid (13C3-PFBS)	77		40-135
1H,1H,2H,2H-Perfluoro-1-[1,2-13C2]Hexanesulfonic Acid (13C2-4:2FTS)	74		40-200
Perfluoro-n-[1,2,3,4,6-13C5]Hexanoic Acid (13C5-PFHxA)	81		40-130
Perfluoro-n-[1,2,3,4-13C4]Heptanoic Acid (13C4-PFHpA)	77		40-130
Perfluoro-1-[1,2,3-13C3]Hexanesulfonic Acid (13C3-PFHxS)	77		40-130
Perfluoro-n-[13C8]Octanoic Acid (13C8-PFOA)	76		40-130
1H,1H,2H,2H-Perfluoro-1-[1,2-13C2]Octanesulfonic Acid (13C2-6:2FTS)	75		40-200
Perfluoro-n-[13C9]Nonanoic Acid (13C9-PFNA)	75		40-130
Perfluoro-1-[13C8]Octanesulfonic Acid (13C8-PFOS)	71		40-130
Perfluoro-n-[1,2,3,4,5,6-13C6]Decanoic Acid (13C6-PFDA)	78		40-130
1H,1H,2H,2H-Perfluoro-1-[1,2-13C2]Decanesulfonic Acid (13C2-8:2FTS)	70		40-300
N-Methyl-d3-perfluoro-1-octanesulfonamidoacetic Acid (D3-NMeFOSAA)	73		40-170
Perfluoro-n-[1,2,3,4,5,6,7-13C7]Undecanoic Acid (13C7-PFUnA)	66		30-130
Perfluoro-1-[13C8]Octanesulfonamide (13C8-PFOSA)	92		40-130
N-Ethyl-d5-perfluoro-1-octanesulfonamidoacetic Acid (D5-NEtFOSAA)	51		25-135
Perfluoro-n-[1,2-13C2]Dodecanoic Acid (13C2-PFDoA)	62		10-130
Perfluoro-n-[1,2-13C2]Tetradecanoic Acid (13C2-PFTeDA)	79		10-130
Tetrafluoro-2-heptafluoropropoxy-[13C3]-propanoic acid (13C3-HFPO-DA)	87		40-130
N-Methyl-d3-Perfluoro-1-Octanesulfonamide (D3-NMeFOSA)	59		10-130
N-Ethyl-d5-Perfluoro-1-Octanesulfonamide (D5-NEtFOSA)	60		10-130
N-Methyl-d7-Perfluorooctanesulfonamidoethanol (D7-NMeFOSE)	78		10-130
N-Ethyl-d9-Perfluorooctanesulfonamidoethanol (D9-NEtFOSE)	77		10-130

Lab Control Sample Analysis
Batch Quality Control

Project Name: OREGON RD
Project Number: OREGON RD

Lab Number: L2548597
Report Date: 08/18/25

Parameter	LCS %Recovery	Qual	LCSD %Recovery	Qual	%Recovery Limits	RPD	Qual	RPD Limits
Semivolatile Organics by GC/MS - Westborough Lab Associated sample(s): 01-10 Batch: WG2099312-2 WG2099312-3								
Bis(2-chloroethyl)ether	76		74		40-140	3		30
3,3'-Dichlorobenzidine	70		70		40-140	0		30
2,4-Dinitrotoluene	91		96		48-143	5		30
2,6-Dinitrotoluene	109		100		40-140	9		30
4-Chlorophenyl phenyl ether	76		66		40-140	14		30
4-Bromophenyl phenyl ether	85		78		40-140	9		30
Bis(2-chloroisopropyl)ether	50		48		40-140	4		30
Bis(2-chloroethoxy)methane	73		75		40-140	3		30
Hexachlorocyclopentadiene	46		**35**	Q	40-140	27		30
Isophorone	81		79		40-140	3		30
Nitrobenzene	74		75		40-140	1		30
NDPA/DPA	80		77		40-140	4		30
n-Nitrosodi-n-propylamine	79		72		29-132	9		30
Bis(2-ethylhexyl)phthalate	103		100		40-140	3		30
Butyl benzyl phthalate	106		109		40-140	3		30
Di-n-butylphthalate	95		92		40-140	3		30
Di-n-octylphthalate	113		106		40-140	6		30
Diethyl phthalate	87		86		40-140	1		30
Dimethyl phthalate	90		91		40-140	1		30

Lab Control Sample Analysis
Batch Quality Control

Project Name: OREGON RD
Project Number: OREGON RD

Lab Number: L2548597
Report Date: 08/18/25

Parameter	LCS %Recovery	Qual	LCSD %Recovery	Qual	%Recovery Limits	RPD	Qual	RPD Limits
Semivolatile Organics by GC/MS - Westborough Lab Associated sample(s): 01-10 Batch: WG2099312-2 WG2099312-3								
Biphenyl	80		71		40-140	12		30
4-Chloroaniline	80		77		40-140	4		30
2-Nitroaniline	109		101		52-143	8		30
3-Nitroaniline	83		87		25-145	5		30
4-Nitroaniline	89		95		51-143	7		30
Dibenzofuran	68		64		40-140	6		30
1,2,4,5-Tetrachlorobenzene	77		64		2-134	18		30
Acetophenone	87		85		39-129	2		30
2,4,6-Trichlorophenol	96		89		30-130	8		30
p-Chloro-m-cresol	**99**	Q	93		23-97	6		30
2-Chlorophenol	74		75		27-123	1		30
2,4-Dichlorophenol	88		90		30-130	2		30
2,4-Dimethylphenol	76		86		30-130	12		30
2-Nitrophenol	92		96		30-130	4		30
4-Nitrophenol	66		61		10-80	8		30
2,4-Dinitrophenol	92		87		20-130	6		30
4,6-Dinitro-o-cresol	112		108		20-164	4		30
Phenol	38		40		12-110	5		30
2-Methylphenol	77		76		30-130	1		30

Lab Control Sample Analysis
Batch Quality Control

Project Name: OREGON RD
Project Number: OREGON RD

Lab Number: L2548597
Report Date: 08/18/25

Parameter	LCS %Recovery	Qual	LCSD %Recovery	Qual	%Recovery Limits	RPD	Qual	RPD Limits
Semivolatile Organics by GC/MS - Westborough Lab Associated sample(s): 01-10 Batch: WG2099312-2 WG2099312-3								
3-Methylphenol/4-Methylphenol	75		71		30-130	5		30
2,4,5-Trichlorophenol	100		100		30-130	0		30
Carbazole	80		79		55-144	1		30
Atrazine	89		88		40-140	1		30
Benzaldehyde	88		84		40-140	5		30
Caprolactam	42		40		10-130	5		30
2,3,4,6-Tetrachlorophenol	89		88		40-140	1		30

Surrogate	LCS %Recovery	Qual	LCSD %Recovery	Qual	Acceptance Criteria
2-Fluorophenol	54		56		21-120
Phenol-d6	42		39		10-120
Nitrobenzene-d5	83		72		23-120
2-Fluorobiphenyl	71		70		15-120
2,4,6-Tribromophenol	106		91		10-120
4-Terphenyl-d14	85		78		41-149

Lab Control Sample Analysis
Batch Quality Control

Project Name: OREGON RD
Project Number: OREGON RD

Lab Number: L2548597
Report Date: 08/18/25

Parameter	LCS %Recovery	Qual	LCSD %Recovery	Qual	%Recovery Limits	RPD	Qual	RPD Limits
Semivolatile Organics by GC/MS-SIM - Westborough Lab Associated sample(s): 01-10 Batch: WG2099313-2 WG2099313-3								
Acenaphthene	74		72		40-140	3		40
2-Chloronaphthalene	76		71		40-140	7		40
Fluoranthene	78		81		40-140	4		40
Hexachlorobutadiene	60		54		40-140	11		40
Naphthalene	70		66		40-140	6		40
Benzo(a)anthracene	80		82		40-140	2		40
Benzo(a)pyrene	97		99		40-140	2		40
Benzo(b)fluoranthene	92		96		40-140	4		40
Benzo(k)fluoranthene	94		95		40-140	1		40
Chrysene	80		84		40-140	5		40
Acenaphthylene	86		83		40-140	4		40
Anthracene	82		84		40-140	2		40
Benzo(ghi)perylene	96		99		40-140	3		40
Fluorene	79		78		40-140	1		40
Phenanthrene	74		75		40-140	1		40
Dibenzo(a,h)anthracene	92		92		40-140	0		40
Indeno(1,2,3-cd)pyrene	113		116		40-140	3		40
Pyrene	76		80		40-140	5		40
2-Methylnaphthalene	73		68		40-140	7		40

Lab Control Sample Analysis
Batch Quality Control

Project Name: OREGON RD
Project Number: OREGON RD

Lab Number: L2548597
Report Date: 08/18/25

Parameter	LCS %Recovery	Qual	LCSD %Recovery	Qual	%Recovery Limits	RPD	Qual	RPD Limits
Semivolatile Organics by GC/MS-SIM - Westborough Lab Associated sample(s): 01-10 Batch: WG2099313-2 WG2099313-3								
Pentachlorophenol	107		110		40-140	3		40
Hexachlorobenzene	73		72		40-140	1		40
Hexachloroethane	64		59		40-140	8		40

Surrogate	LCS %Recovery	Qual	LCSD %Recovery	Qual	Acceptance Criteria
2-Fluorophenol	57		57		21-120
Phenol-d6	41		41		10-120
Nitrobenzene-d5	102		99		23-120
2-Fluorobiphenyl	78		71		15-120
2,4,6-Tribromophenol	67		68		10-120
4-Terphenyl-d14	74		76		41-149

Lab Control Sample Analysis
Batch Quality Control

Project Name: OREGON RD
Project Number: OREGON RD

Lab Number: L2548597
Report Date: 08/18/25

Perfluorinated Alkyl Acids by EPA 1633 - Mansfield Lab Associated sample(s): 06,09-11 Batch: WG2099447-2 LOW LEVEL

Parameter	Low Level LCS %Recovery	Qual	Low Level LCSD %Recovery	Qual	%Recovery Limits	RPD	Qual	RPD Limits
Perfluorobutanoic Acid (PFBA)	114		-		70-140	-		
Perfluoropentanoic Acid (PFPeA)	113		-		65-135	-		
Perfluorobutanesulfonic Acid (PFBS)	106		-		60-145	-		
1H,1H,2H,2H-Perfluorohexanesulfonic Acid (4:2FTS)	100		-		70-145	-		
Perfluorohexanoic Acid (PFHxA)	106		-		70-145	-		
Perfluoropentanesulfonic Acid (PFPeS)	100		-		65-140	-		
Perfluoroheptanoic Acid (PFHpA)	95		-		70-150	-		
Perfluorohexanesulfonic Acid (PFHxS)	100		-		65-145	-		
Perfluorooctanoic Acid (PFOA)	124		-		70-150	-		
1H,1H,2H,2H-Perfluorooctanesulfonic Acid (6:2FTS)	83		-		65-155	-		
Perfluoroheptanesulfonic Acid (PFHpS)	90		-		70-150	-		
Perfluorononanoic Acid (PFNA)	120		-		70-150	-		
Perfluorooctanesulfonic Acid (PFOS)	105		-		55-150	-		
Perfluorodecanoic Acid (PFDA)	122		-		70-140	-		
1H,1H,2H,2H-Perfluorodecanesulfonic Acid (8:2FTS)	109		-		60-150	-		
Perfluorononanesulfonic Acid (PFNS)	83		-		65-145	-		
N-Methyl Perfluorooctanesulfonamidoacetic Acid (NMeFOSAA)	110		-		50-140	-		
Perfluoroundecanoic Acid (PFUnA)	117		-		70-145	-		

Lab Control Sample Analysis
Batch Quality Control

Project Name: OREGON RD
Project Number: OREGON RD

Lab Number: L2548597
Report Date: 08/18/25

Perfluorinated Alkyl Acids by EPA 1633 - Mansfield Lab Associated sample(s): 06,09-11 Batch: WG2099447-2 LOW LEVEL

Parameter	Low Level LCS %Recovery	Qual	Low Level LCSD %Recovery	Qual	%Recovery Limits	RPD	Qual	RPD Limits
Perfluorodecanesulfonic Acid (PFDS)	84		-		60-145	-		
Perfluorooctanesulfonamide (PFOSA)	101		-		70-145	-		
N-Ethyl Perfluorooctanesulfonamidoacetic Acid (NEtFOSAA)	119		-		70-145	-		
Perfluorododecanoic Acid (PFDoA)	110		-		70-140	-		
Perfluorotridecanoic Acid (PFTrDA)	139		-		65-140	-		
Perfluorotetradecanoic Acid (PFTeDA)	100		-		60-140	-		
Hexafluoropropylene Oxide Dimer Acid (HFPO-DA)	111		-		70-140	-		
4,8-Dioxa-3h-Perfluorononanoic Acid (ADONA)	108		-		65-145	-		
Perfluorododecanesulfonic Acid (PFDoS)	77		-		50-145	-		
9-Chlorohexadecafluoro-3-Oxanone-1-Sulfonic Acid (9Cl-PF3ONS)	100		-		70-155	-		
11-Chloroeicosafluoro-3-Oxaundecane-1-Sulfonic Acid (11Cl-PF3OUdS)	104		-		55-160	-		
N-Methyl Perfluorooctane Sulfonamide (NMeFOSA)	109		-		60-150	-		
N-Ethyl Perfluorooctane Sulfonamide (NEtFOSA)	115		-		65-145	-		
N-Methyl Perfluorooctanesulfonamido Ethanol (NMeFOSE)	111		-		70-145	-		
N-Ethyl Perfluorooctanesulfonamido Ethanol (NEtFOSE)	109		-		70-135	-		
Perfluoro-3-Methoxypropanoic Acid (PFMPA)	102		-		55-140	-		

Lab Control Sample Analysis
Batch Quality Control

Project Name: OREGON RD
Project Number: OREGON RD

Lab Number: L2548597
Report Date: 08/18/25

Parameter	Low Level LCS %Recovery	Qual	Low Level LCSD %Recovery	Qual	%Recovery Limits	RPD	Qual	RPD Limits
Perfluorinated Alkyl Acids by EPA 1633 - Mansfield Lab Associated sample(s): 06,09-11 Batch: WG2099447-2 LOW LEVEL								
Perfluoro-4-Methoxybutanoic Acid (PFMBA)	124		-		60-150	-		
Perfluoro(2-Ethoxyethane)Sulfonic Acid (PFEESA)	107		-		70-140	-		
Nonafluoro-3,6-Dioxaheptanoic Acid (NFDHA)	100		-		50-150	-		
3-Perfluoropropyl Propanoic Acid (3:3FTCA)	113		-		65-130	-		
2H,2H,3H,3H-Perfluorooctanoic Acid (5:3FTCA)	99		-		70-135	-		
3-Perfluoroheptyl Propanoic Acid (7:3FTCA)	99		-		50-145	-		

Lab Control Sample Analysis
Batch Quality Control

Project Name: OREGON RD
Project Number: OREGON RD

Lab Number: L2548597
Report Date: 08/18/25

Parameter	Low Level LCS %Recovery	Qual	Low Level LCSD %Recovery	Qual	%Recovery Limits	RPD	Qual	RPD Limits
Perfluorinated Alkyl Acids by EPA 1633 - Mansfield Lab Associated sample(s): 06,09-11 Batch: WG2099447-2 LOW LEVEL								

Surrogate	LCS %Recovery	Qual	LCSD %Recovery	Qual	Acceptance Criteria
Perfluoro-n-[13C4]Butanoic Acid (13C4-PFBA)	86				5-130
Perfluoro-n-[13C5]Pentanoic Acid (13C5-PFPeA)	83				40-130
Perfluoro-1-[2,3,4-13C3]Butanesulfonic Acid (13C3-PFBS)	85				40-135
1H,1H,2H,2H-Perfluoro-1-[1,2-13C2]Hexanesulfonic Acid (13C2-4:2FTS)	82				40-200
Perfluoro-n-[1,2,3,4,6-13C5]Hexanoic Acid (13C5-PFHxA)	88				40-130
Perfluoro-n-[1,2,3,4-13C4]Heptanoic Acid (13C4-PFHpA)	82				40-130
Perfluoro-1-[1,2,3-13C3]Hexanesulfonic Acid (13C3-PFHxS)	92				40-130
Perfluoro-n-[13C8]Octanoic Acid (13C8-PFOA)	84				40-130
1H,1H,2H,2H-Perfluoro-1-[1,2-13C2]Octanesulfonic Acid (13C2-6:2FTS)	87				40-200
Perfluoro-n-[13C9]Nonanoic Acid (13C9-PFNA)	83				40-130
Perfluoro-1-[13C8]Octanesulfonic Acid (13C8-PFOS)	81				40-130
Perfluoro-n-[1,2,3,4,5,6-13C6]Decanoic Acid (13C6-PFDA)	81				40-130
1H,1H,2H,2H-Perfluoro-1-[1,2-13C2]Decanesulfonic Acid (13C2-8:2FTS)	74				40-300
N-Methyl-d3-perfluoro-1-octanesulfonamidoacetic Acid (D3-NMeFOSAA)	72				40-170
Perfluoro-n-[1,2,3,4,5,6,7-13C7]Undecanoic Acid (13C7-PFUnA)	65				30-130
Perfluoro-1-[13C8]Octanesulfonamide (13C8-PFOSA)	88				40-130
N-Ethyl-d5-perfluoro-1-octanesulfonamidoacetic Acid (D5-NEtFOSAA)	51				25-135
Perfluoro-n-[1,2-13C2]Dodecanoic Acid (13C2-PFDoA)	66				10-130
Perfluoro-n-[1,2-13C2]Tetradecanoic Acid (13C2-PFTeDA)	91				10-130
Tetrafluoro-2-heptafluoropropoxy-[13C3]-propanoic acid (13C3-HFPO-DA)	91				40-130
N-Methyl-d3-Perfluoro-1-Octanesulfonamide (D3-NMeFOSA)	51				10-130
N-Ethyl-d5-Perfluoro-1-Octanesulfonamide (D5-NEtFOSA)	51				10-130
N-Methyl-d7-Perfluorooctanesulfonamidoethanol (D7-NMeFOSE)	72				10-130
N-Ethyl-d9-Perfluorooctanesulfonamidoethanol (D9-NEtFOSE)	71				10-130

Lab Control Sample Analysis
Batch Quality Control

Project Name: OREGON RD
Project Number: OREGON RD

Lab Number: L2548597
Report Date: 08/18/25

Parameter	LCS %Recovery	Qual	LCSD %Recovery	Qual	%Recovery Limits	RPD	Qual	RPD Limits
Perfluorinated Alkyl Acids by EPA 1633 - Mansfield Lab Associated sample(s): 06,09-11 Batch: WG2099447-3								
Perfluorobutanoic Acid (PFBA)	116		-		70-140	-		
Perfluoropentanoic Acid (PFPeA)	108		-		65-135	-		
Perfluorobutanesulfonic Acid (PFBS)	118		-		60-145	-		
1H,1H,2H,2H-Perfluorohexanesulfonic Acid (4:2FTS)	115		-		70-145	-		
Perfluorohexanoic Acid (PFHxA)	108		-		70-145	-		
Perfluoropentanesulfonic Acid (PFPeS)	93		-		65-140	-		
Perfluoroheptanoic Acid (PFHpA)	101		-		70-150	-		
Perfluorohexanesulfonic Acid (PFHxS)	108		-		65-145	-		
Perfluorooctanoic Acid (PFOA)	108		-		70-150	-		
1H,1H,2H,2H-Perfluorooctanesulfonic Acid (6:2FTS)	95		-		65-155	-		
Perfluoroheptanesulfonic Acid (PFHpS)	107		-		70-150	-		
Perfluorononanoic Acid (PFNA)	108		-		70-150	-		
Perfluorooctanesulfonic Acid (PFOS)	101		-		55-150	-		
Perfluorodecanoic Acid (PFDA)	106		-		70-140	-		
1H,1H,2H,2H-Perfluorodecanesulfonic Acid (8:2FTS)	116		-		60-150	-		
Perfluorononanesulfonic Acid (PFNS)	90		-		65-145	-		
N-Methyl Perfluorooctanesulfonamidoacetic Acid (NMeFOSAA)	103		-		50-140	-		
Perfluoroundecanoic Acid (PFUnA)	118		-		70-145	-		

Lab Control Sample Analysis
Batch Quality Control

Project Name: OREGON RD
Project Number: OREGON RD

Lab Number: L2548597
Report Date: 08/18/25

Parameter	LCS %Recovery	Qual	LCSD %Recovery	Qual	%Recovery Limits	RPD	Qual	RPD Limits
Perfluorinated Alkyl Acids by EPA 1633 - Mansfield Lab Associated sample(s): 06,09-11 Batch: WG2099447-3								
Perfluorodecanesulfonic Acid (PFDS)	86		-		60-145	-		
Perfluorooctanesulfonamide (PFOSA)	104		-		70-145	-		
N-Ethyl Perfluorooctanesulfonamidoacetic Acid (NEtFOSAA)	111		-		70-145	-		
Perfluorododecanoic Acid (PFDoA)	104		-		70-140	-		
Perfluorotridecanoic Acid (PFTrDA)	127		-		65-140	-		
Perfluorotetradecanoic Acid (PFTeDA)	96		-		60-140	-		
Hexafluoropropylene Oxide Dimer Acid (HFPO-DA)	105		-		70-140	-		
4,8-Dioxa-3h-Perfluorononanoic Acid (ADONA)	115		-		65-145	-		
Perfluorododecanesulfonic Acid (PFDoS)	76		-		50-145	-		
9-Chlorohexadecafluoro-3-Oxanone-1-Sulfonic Acid (9Cl-PF3ONS)	106		-		70-155	-		
11-Chloroeicosafluoro-3-Oxaundecane-1-Sulfonic Acid (11Cl-PF3OUdS)	100		-		55-160	-		
N-Methyl Perfluorooctane Sulfonamide (NMeFOSA)	108		-		60-150	-		
N-Ethyl Perfluorooctane Sulfonamide (NEtFOSA)	105		-		65-145	-		
N-Methyl Perfluorooctanesulfonamido Ethanol (NMeFOSE)	106		-		70-145	-		
N-Ethyl Perfluorooctanesulfonamido Ethanol (NEtFOSE)	108		-		70-135	-		
Perfluoro-3-Methoxypropanoic Acid (PFMPA)	108		-		55-140	-		

Lab Control Sample Analysis
Batch Quality Control

Project Name: OREGON RD
Project Number: OREGON RD

Lab Number: L2548597
Report Date: 08/18/25

Parameter	LCS %Recovery	Qual	LCSD %Recovery	Qual	%Recovery Limits	RPD	Qual	RPD Limits
Perfluorinated Alkyl Acids by EPA 1633 - Mansfield Lab Associated sample(s): 06,09-11 Batch: WG2099447-3								
Perfluoro-4-Methoxybutanoic Acid (PFMBA)	123		-		60-150	-		
Perfluoro(2-Ethoxyethane)Sulfonic Acid (PFEESA)	111		-		70-140	-		
Nonafluoro-3,6-Dioxaheptanoic Acid (NFDHA)	97		-		50-150	-		
3-Perfluoropropyl Propanoic Acid (3:3FTCA)	111		-		65-130	-		
2H,2H,3H,3H-Perfluorooctanoic Acid (5:3FTCA)	105		-		70-135	-		
3-Perfluoroheptyl Propanoic Acid (7:3FTCA)	106		-		50-145	-		

Lab Control Sample Analysis
Batch Quality Control

Project Name: OREGON RD
Project Number: OREGON RD

Lab Number: L2548597
Report Date: 08/18/25

Parameter	LCS %Recovery	Qual	LCSD %Recovery	Qual	%Recovery Limits	RPD	Qual	RPD Limits
Perfluorinated Alkyl Acids by EPA 1633 - Mansfield Lab Associated sample(s): 06,09-11 Batch: WG2099447-3								

Surrogate	LCS %Recovery	Qual	LCSD %Recovery	Qual	Acceptance Criteria
Perfluoro-n-[13C4]Butanoic Acid (13C4-PFBA)	92				5-130
Perfluoro-n-[13C5]Pentanoic Acid (13C5-PFPeA)	93				40-130
Perfluoro-1-[2,3,4-13C3]Butanesulfonic Acid (13C3-PFBS)	82				40-135
1H,1H,2H,2H-Perfluoro-1-[1,2-13C2]Hexanesulfonic Acid (13C2-4:2FTS)	78				40-200
Perfluoro-n-[1,2,3,4,6-13C5]Hexanoic Acid (13C5-PFHxA)	97				40-130
Perfluoro-n-[1,2,3,4-13C4]Heptanoic Acid (13C4-PFHpA)	88				40-130
Perfluoro-1-[1,2,3-13C3]Hexanesulfonic Acid (13C3-PFHxS)	88				40-130
Perfluoro-n-[13C8]Octanoic Acid (13C8-PFOA)	92				40-130
1H,1H,2H,2H-Perfluoro-1-[1,2-13C2]Octanesulfonic Acid (13C2-6:2FTS)	85				40-200
Perfluoro-n-[13C9]Nonanoic Acid (13C9-PFNA)	88				40-130
Perfluoro-1-[13C8]Octanesulfonic Acid (13C8-PFOS)	82				40-130
Perfluoro-n-[1,2,3,4,5,6-13C6]Decanoic Acid (13C6-PFDA)	88				40-130
1H,1H,2H,2H-Perfluoro-1-[1,2-13C2]Decanesulfonic Acid (13C2-8:2FTS)	73				40-300
N-Methyl-d3-perfluoro-1-octanesulfonamidoacetic Acid (D3-NMeFOSAA)	74				40-170
Perfluoro-n-[1,2,3,4,5,6,7-13C7]Undecanoic Acid (13C7-PFUnA)	61				30-130
Perfluoro-1-[13C8]Octanesulfonamide (13C8-PFOSA)	81				40-130
N-Ethyl-d5-perfluoro-1-octanesulfonamidoacetic Acid (D5-NEtFOSAA)	53				25-135
Perfluoro-n-[1,2-13C2]Dodecanoic Acid (13C2-PFDoA)	65				10-130
Perfluoro-n-[1,2-13C2]Tetradecanoic Acid (13C2-PFTeDA)	87				10-130
Tetrafluoro-2-heptafluoropropoxy-[13C3]-propanoic acid (13C3-HFPO-DA)	102				40-130
N-Methyl-d3-Perfluoro-1-Octanesulfonamide (D3-NMeFOSA)	58				10-130
N-Ethyl-d5-Perfluoro-1-Octanesulfonamide (D5-NEtFOSA)	62				10-130
N-Methyl-d7-Perfluorooctanesulfonamidoethanol (D7-NMeFOSE)	73				10-130
N-Ethyl-d9-Perfluorooctanesulfonamidoethanol (D9-NEtFOSE)	71				10-130

Matrix Spike Analysis
Batch Quality Control

Project Name: OREGON RD
Project Number: OREGON RD

Lab Number: L2548597
Report Date: 08/18/25

Parameter	Native Sample	MS Added	MS Found	MS %Recovery	Qual	MSD Found	MSD %Recovery	Qual	Recovery Limits	RPD	Qual	RPD Limits
Semivolatile Organics by GC/MS - Westborough Lab Associated sample(s): 01-10 QC Batch ID: WG2099312-4 WG2099312-5 QC Sample: L2548597-06 Client ID: MW-12												
Bis(2-chloroethyl)ether	ND	20	14	70		14	70		40-140	0		30
3,3'-Dichlorobenzidine	ND	20	ND	**0**	Q	ND	**0**	Q	40-140	NC		30
2,4-Dinitrotoluene	ND	20	19	95		17	85		48-143	11		30
2,6-Dinitrotoluene	ND	20	20	100		19	95		40-140	5		30
4-Chlorophenyl phenyl ether	ND	20	14	70		13	65		40-140	7		30
4-Bromophenyl phenyl ether	ND	20	15	75		14	70		40-140	7		30
Bis(2-chloroisopropyl)ether	ND	20	9.4	47		9.2	46		40-140	2		30
Bis(2-chloroethoxy)methane	ND	20	15	75		14	70		40-140	7		30
Hexachlorocyclopentadiene	ND	20	7.1J	**36**	Q	7.6J	**38**	Q	40-140	7		30
Isophorone	ND	20	16	80		16	80		40-140	0		30
Nitrobenzene	ND	20	14	70		14	70		40-140	0		30
NDPA/DPA	ND	20	15	75		14	70		40-140	7		30
n-Nitrosodi-n-propylamine	ND	20	15	75		14	70		29-132	7		30
Bis(2-ethylhexyl)phthalate	ND	20	21	110		19	95		40-140	10		30
Butyl benzyl phthalate	ND	20	21	110		20	100		40-140	5		30
Di-n-butylphthalate	ND	20	19	95		17	85		40-140	11		30
Di-n-octylphthalate	ND	20	23	120		21	110		40-140	9		30
Diethyl phthalate	ND	20	16	80		15	75		40-140	6		30
Dimethyl phthalate	ND	20	17	85		16	80		40-140	6		30

Matrix Spike Analysis
Batch Quality Control

Project Name: OREGON RD
Project Number: OREGON RD

Lab Number: L2548597
Report Date: 08/18/25

Parameter	Native Sample	MS Added	MS Found	MS %Recovery	Qual	MSD Found	MSD %Recovery	Qual	Recovery Limits	RPD	Qual	RPD Limits
Semivolatile Organics by GC/MS - Westborough Lab Associated sample(s): 01-10 QC Batch ID: WG2099312-4 WG2099312-5 QC Sample: L2548597-06 Client ID: MW-12												
Biphenyl	ND	20	14	70		14	70		40-140	0		30
4-Chloroaniline	ND	20	11	55		10	50		40-140	10		30
2-Nitroaniline	ND	20	22	110		20	100		52-143	10		30
3-Nitroaniline	ND	20	16	80		13	65		25-145	21		30
4-Nitroaniline	ND	20	17	85		15	75		51-143	13		30
Dibenzofuran	ND	20	12	60		12	60		40-140	0		30
1,2,4,5-Tetrachlorobenzene	ND	20	13	65		12	60		2-134	8		30
Acetophenone	ND	20	18	90		16	80		39-129	12		30
2,4,6-Trichlorophenol	ND	20	18	90		17	85		30-130	6		30
p-Chloro-m-cresol	ND	20	19	95		19	95		23-97	0		30
2-Chlorophenol	ND	20	14	70		14	70		27-123	0		30
2,4-Dichlorophenol	ND	20	18	90		17	85		30-130	6		30
2,4-Dimethylphenol	ND	20	17	85		16	80		30-130	6		30
2-Nitrophenol	ND	20	20	100		17	85		30-130	16		30
4-Nitrophenol	ND	20	13	65		12	60		10-80	8		30
2,4-Dinitrophenol	ND	20	20	100		18.J	90		20-130	11		30
4,6-Dinitro-o-cresol	ND	20	21	110		20	100		20-164	5		30
Phenol	1.7J	20	8.8	44		7.9	40		12-110	11		30
2-Methylphenol	ND	20	15	75		14	70		30-130	7		30

Matrix Spike Analysis
Batch Quality Control

Project Name: OREGON RD
Project Number: OREGON RD
Lab Number: L2548597
Report Date: 08/18/25

Parameter	Native Sample	MS Added	MS Found	MS %Recovery	Qual	MSD Found	MSD %Recovery	Qual	Recovery Limits	RPD	Qual	RPD Limits
Semivolatile Organics by GC/MS - Westborough Lab Associated sample(s): 01-10 QC Batch ID: WG2099312-4 WG2099312-5 QC Sample: L2548597-06 Client ID: MW-12												
3-Methylphenol/4-Methylphenol	ND	20	15	75		14	70		30-130	7		30
2,4,5-Trichlorophenol	ND	20	20	100		19	95		30-130	5		30
Carbazole	ND	20	16	80		14	70		55-144	13		30
Atrazine	ND	20	17	85		16	80		40-140	6		30
Benzaldehyde	ND	20	14	70		15	75		40-140	7		30
Caprolactam	ND	20	8.2J	41		7.8J	39		10-130	5		30
2,3,4,6-Tetrachlorophenol	ND	20	18	90		16	80		40-140	12		30

Surrogate	MS % Recovery	MS Qualifier	MSD % Recovery	MSD Qualifier	Acceptance Criteria
2,4,6-Tribromophenol	105		94		10-120
2-Fluorobiphenyl	65		64		15-120
2-Fluorophenol	52		51		21-120
4-Terphenyl-d14	73		65		41-149
Nitrobenzene-d5	75		71		23-120
Phenol-d6	39		37		10-120

Matrix Spike Analysis
Batch Quality Control

Project Name: OREGON RD
Project Number: OREGON RD

Lab Number: L2548597
Report Date: 08/18/25

Parameter	Native Sample	MS Added	MS Found	MS %Recovery	Qual	MSD Found	MSD %Recovery	Qual	Recovery Limits	RPD	Qual	RPD Limits
Semivolatile Organics by GC/MS-SIM - Westborough Lab Associated sample(s): 01-10 QC Batch ID: WG2099313-4 WG2099313-5 QC Sample: L2548597-06 Client ID: MW-12												
Acenaphthene	ND	20	15	75		15	75		40-140	0		40
2-Chloronaphthalene	ND	20	14	70		15	75		40-140	7		40
Fluoranthene	ND	20	15	75		16	80		40-140	6		40
Hexachlorobutadiene	ND	20	11	55		11	55		40-140	0		40
Naphthalene	ND	20	13	65		13	65		40-140	0		40
Benzo(a)anthracene	ND	20	16	80		16	80		40-140	0		40
Benzo(a)pyrene	ND	20	20	100		20	100		40-140	0		40
Benzo(b)fluoranthene	ND	20	20	100		19	95		40-140	5		40
Benzo(k)fluoranthene	ND	20	19	95		19	95		40-140	0		40
Chrysene	ND	20	17	85		16	80		40-140	6		40
Acenaphthylene	ND	20	16	80		18	90		40-140	12		40
Anthracene	ND	20	17	85		17	85		40-140	0		40
Benzo(ghi)perylene	ND	20	20	100		21	110		40-140	5		40
Fluorene	ND	20	15	75		16	80		40-140	6		40
Phenanthrene	ND	20	15	75		15	75		40-140	0		40
Dibenzo(a,h)anthracene	ND	20	19	95		20	100		40-140	5		40
Indeno(1,2,3-cd)pyrene	ND	20	24	120		25	130		40-140	4		40
Pyrene	ND	20	15	75		16	80		40-140	6		40
2-Methylnaphthalene	ND	20	14	70		14	70		40-140	0		40

Matrix Spike Analysis
Batch Quality Control

Project Name: OREGON RD
Project Number: OREGON RD
Lab Number: L2548597
Report Date: 08/18/25

Parameter	Native Sample	MS Added	MS Found	MS %Recovery	Qual	MSD Found	MSD %Recovery	Qual	Recovery Limits	RPD	Qual	RPD Limits
Semivolatile Organics by GC/MS-SIM - Westborough Lab Associated sample(s): 01-10 QC Batch ID: WG2099313-4 WG2099313-5 QC Sample: L2548597-06 Client ID: MW-12												
Pentachlorophenol	ND	20	24	120		24	120		40-140	0		40
Hexachlorobenzene	ND	20	15	75		15	75		40-140	0		40
Hexachloroethane	ND	20	12	60		12	60		40-140	0		40

Surrogate	MS % Recovery	MS Qualifier	MSD % Recovery	MSD Qualifier	Acceptance Criteria
2,4,6-Tribromophenol	67		71		10-120
2-Fluorobiphenyl	74		76		15-120
2-Fluorophenol	54		56		21-120
4-Terphenyl-d14	72		76		41-149
Nitrobenzene-d5	102		107		23-120
Phenol-d6	39		41		10-120

Matrix Spike Analysis
Batch Quality Control

Project Name: OREGON RD
Project Number: OREGON RD
Lab Number: L2548597
Report Date: 08/18/25

Parameter	Native Sample	MS Added	MS Found	MS %Recovery	Qual	MSD Found	MSD %Recovery	Qual	Recovery Limits	RPD	Qual	RPD Limits
Perfluorinated Alkyl Acids by EPA 1633 - Mansfield Lab Associated sample(s): 06,09-11 QC Batch ID: WG2099447-4 WG2099447-5 QC Sample: L2548597-06 Client ID: MW-12												
Perfluorobutanoic Acid (PFBA)	33.9	73.6	112	106		113	111		70-140	1		30
Perfluorohexanesulfonic Acid (PFHxS)	540	16.9	541	**6**	Q	577	**227**	Q	65-145	6		30
Perfluorooctanesulfonic Acid (PFOS)	569	17.1	537	**0**	Q	582	79		55-150	8		30
Perfluoro-3-Methoxypropanoic Acid (PFMPA)	ND	36.8	39.6	108		41.8	117		55-140	5		30

Surrogate	MS % Recovery	MS Qualifier	MSD % Recovery	MSD Qualifier	Acceptance Criteria
1H,1H,2H,2H-Perfluoro-1-[1,2-13C2]Decanesulfonic Acid (13C2-8:2FTS)	81		86		40-300
1H,1H,2H,2H-Perfluoro-1-[1,2-13C2]Hexanesulfonic Acid (13C2-4:2FTS)	123		159		40-200
1H,1H,2H,2H-Perfluoro-1-[1,2-13C2]Octanesulfonic Acid (13C2-6:2FTS)	125		163		40-200
N-Ethyl-d5-Perfluoro-1-Octanesulfonamide (D5-NEtFOSA)	43		53		10-130
N-Ethyl-d5-perfluoro-1-octanesulfonamidoacetic Acid (D5-NEtFOSAA)	39		49		25-135
N-Ethyl-d9-Perfluorooctanesulfonamidoethanol (D9-NEtFOSE)	52		59		10-130
N-Methyl-d3-Perfluoro-1-Octanesulfonamide (D3-NMeFOSA)	51		56		10-130
N-Methyl-d3-perfluoro-1-octanesulfonamidoacetic Acid (D3-NMeFOSAA)	62		75		40-170
N-Methyl-d7-Perfluorooctanesulfonamidoethanol (D7-NMeFOSE)	55		66		10-130
Perfluoro-1-[1,2,3-13C3]Hexanesulfonic Acid (13C3-PFHxS)	64		70		40-130
Perfluoro-1-[13C8]Octanesulfonamide (13C8-PFOSA)	61		77		40-130
Perfluoro-1-[13C8]Octanesulfonic Acid (13C8-PFOS)	61		78		40-130
Perfluoro-1-[2,3,4-13C3]Butanesulfonic Acid (13C3-PFBS)	64		77		40-135
Perfluoro-n-[1,2,3,4,5,6,7-13C7]Undecanoic Acid (13C7-PFUnA)	54		54		30-130
Perfluoro-n-[1,2,3,4,5,6-13C6]Decanoic Acid (13C6-PFDA)	79		84		40-130
Perfluoro-n-[1,2,3,4,6-13C5]Hexanoic Acid (13C5-PFHxA)	69		83		40-130

Matrix Spike Analysis

Batch Quality Control

Project Name: OREGON RD

Project Number: OREGON RD

Lab Number: L2548597

Report Date: 08/18/25

Parameter	Native Sample	MS Added	MS Found	MS %Recovery	Qual	MSD Found	MSD %Recovery	Qual	Recovery Limits	RPD	Qual	RPD Limits
Perfluorinated Alkyl Acids by EPA 1633 - Mansfield Lab Associated sample(s): 06,09-11 QC Batch ID: WG2099447-4 WG2099447-5 QC Sample: L2548597-06 Client ID: MW-12												

Surrogate	MS % Recovery	MS Qualifier	MSD % Recovery	MSD Qualifier	Acceptance Criteria
Perfluoro-n-[1,2,3,4-13C4]Heptanoic Acid (13C4-PFHpA)	70		79		40-130
Perfluoro-n-[1,2-13C2]Dodecanoic Acid (13C2-PFDoA)	44		41		10-130
Perfluoro-n-[1,2-13C2]Tetradecanoic Acid (13C2-PFTeDA)	58		53		10-130
Perfluoro-n-[13C4]Butanoic Acid (13C4-PFBA)	78		94		5-130
Perfluoro-n-[13C5]Pentanoic Acid (13C5-PFPeA)	67		75		40-130
Perfluoro-n-[13C8]Octanoic Acid (13C8-PFOA)	68		81		40-130
Perfluoro-n-[13C9]Nonanoic Acid (13C9-PFNA)	68		82		40-130
Tetrafluoro-2-heptafluoropropoxy-[13C3]-propanoic acid (13C3-HFPO-DA)	68		78		40-130

Matrix Spike Analysis
Batch Quality Control

Project Name: OREGON RD
Project Number: OREGON RD

Lab Number: L2548597
Report Date: 08/18/25

Parameter	Native Sample	MS Added	MS Found	MS %Recovery	Qual	MSD Found	MSD %Recovery	Qual	Recovery Limits	RPD	Qual	RPD Limits
Perfluorinated Alkyl Acids by EPA 1633 - Mansfield Lab Associated sample(s): 06,09-11 QC Batch ID: WG2099447-4 WG2099447-5 QC Sample: L2548597-06 Client ID: MW-12												
Perfluoropentanoic Acid (PFPeA)	33.5	36.8	71.9	104		72.1	108		65-135	0		30
Perfluorobutanesulfonic Acid (PFBS)	84.1	16.3	105	128		104	126		60-145	1		30
1H,1H,2H,2H-Perfluorohexanesulfonic Acid (4:2FTS)	ND	69	71.3	103		71.1	106		70-145	0		30
Perfluorohexanoic Acid (PFHxA)	128	18.4	151	125		152	135		70-145	1		30
Perfluoropentanesulfonic Acid (PFPeS)	89.5	17.3	112	130		114	**146**	Q	65-140	2		30
Perfluoroheptanoic Acid (PFHpA)	25.3	18.4	43.1	97		40.1	83		70-150	7		30
Perfluorohexanesulfonic Acid (PFHxS)	527E	16.9	547E	119		572E	**276**	Q	65-145	4		30
Perfluorooctanoic Acid (PFOA)	40.0	18.4	58.9	103		61.5	121		70-150	4		30
1H,1H,2H,2H-Perfluorooctanesulfonic Acid (6:2FTS)	ND	70	72.4	103		72.6	107		65-155	0		30
Perfluoroheptanesulfonic Acid (PFHpS)	17.7	17.5	36.3	106		40.7	136		70-150	11		30
Perfluorononanoic Acid (PFNA)	0.397J	18.4	20.2	108		17.2	94		70-150	16		30
Perfluorooctanesulfonic Acid (PFOS)	576E	17.1	518E	**0**	Q	635E	**357**	Q	55-150	20		30
Perfluorodecanoic Acid (PFDA)	ND	18.4	19.2	104		19.6	110		70-140	2		30
1H,1H,2H,2H-Perfluorodecanesulfonic Acid (8:2FTS)	ND	70.7	80.6	114		70.7	103		60-150	13		30
Perfluorononanesulfonic Acid (PFNS)	ND	17.7	14.7	83		16.4	96		65-145	11		30
N-Methyl Perfluorooctanesulfonamidoacetic Acid (NMeFOSAA)	ND	18.4	18.6	101		19.5	109		50-140	5		30

Matrix Spike Analysis
Batch Quality Control

Project Name: OREGON RD
Project Number: OREGON RD
Lab Number: L2548597
Report Date: 08/18/25

Parameter	Native Sample	MS Added	MS Found	MS %Recovery	Qual	MSD Found	MSD %Recovery	Qual	Recovery Limits	RPD	Qual	RPD Limits
Perfluorinated Alkyl Acids by EPA 1633 - Mansfield Lab Associated sample(s): 06,09-11 QC Batch ID: WG2099447-4 WG2099447-5 QC Sample: L2548597-06 Client ID: MW-12												
Perfluoroundecanoic Acid (PFUnA)	ND	18.4	18.7	102		19.8	111		70-145	6		30
Perfluorodecanesulfonic Acid (PFDS)	ND	17.7	12.6	71		15.3	89		60-145	19		30
Perfluorooctanesulfonamide (PFOSA)	ND	18.4	20.1	109		18.4	103		70-145	9		30
N-Ethyl Perfluorooctanesulfonamidoacetic Acid (NEtFOSAA)	ND	18.4	19.8	108		19.5	109		70-145	2		30
Perfluorododecanoic Acid (PFDoA)	ND	18.4	19.2	104		20.7	116		70-140	8		30
Perfluorotridecanoic Acid (PFTrDA)	ND	18.4	20.2	110		22.9	129		65-140	13		30
Perfluorotetradecanoic Acid (PFTeDA)	ND	18.4	18.0	98		18.4	103		60-140	2		30
Hexafluoropropylene Oxide Dimer Acid (HFPO-DA)	ND	73.6	74.5	101		74.7	105		70-140	0		30
4,8-Dioxa-3h-Perfluorononanoic Acid (ADONA)	ND	69.6	71.8	103		68.6	102		65-145	5		30
Perfluorododecanesulfonic Acid (PFDoS)	ND	17.9	11.4	64		12.5	72		50-145	9		30
9-Chlorohexadecafluoro-3-Oxanone-1-Sulfonic Acid (9Cl-PF3ONS)	ND	68.7	74.4	108		76.8	116		70-155	3		30
11-Chloroeicosafluoro-3-Oxaundecane-1-Sulfonic Acid (11Cl-PF3OUdS)	ND	69.4	56.4	81		59.4	88		55-160	5		30
N-Methyl Perfluorooctane Sulfonamide (NMeFOSA)	ND	18.4	19.4	105		18.6	104		60-150	4		30
N-Ethyl Perfluorooctane Sulfonamide (NEtFOSA)	ND	18.4	18.8	102		18.0	101		65-145	4		30
N-Methyl Perfluorooctanesulfonamido Ethanol (NMeFOSE)	ND	184	200	109		191	107		70-145	5		30
N-Ethyl	ND	184	196	106		193	108		70-135	2		30

Matrix Spike Analysis
Batch Quality Control

Project Name: OREGON RD
Project Number: OREGON RD
Lab Number: L2548597
Report Date: 08/18/25

Parameter	Native Sample	MS Added	MS Found	MS %Recovery	Qual	MSD Found	MSD %Recovery	Qual	Recovery Limits	RPD	Qual	RPD Limits
Perfluorinated Alkyl Acids by EPA 1633 - Mansfield Lab Associated sample(s): 06,09-11 QC Batch ID: WG2099447-4 WG2099447-5 QC Sample: L2548597-06 Client ID: MW-12												
Perfluoro-4-Methoxybutanoic Acid (PFMBA)	ND	36.8	47.9	130		45.7	128		60-150	5		30
Perfluoro(2-Ethoxyethane)Sulfonic Acid (PFEESA)	ND	32.8	39.3	120		39.0	123		70-140	1		30
Nonafluoro-3,6-Dioxaheptanoic Acid (NFDHA)	ND	36.8	31.9	87		35.5	100		50-150	11		30
3-Perfluoropropyl Propanoic Acid (3:3FTCA)	ND	92	120	130		112	126		65-130	7		30
2H,2H,3H,3H-Perfluorooctanoic Acid (5:3FTCA)	ND	460	555	121		532	119		70-135	4		30
3-Perfluoroheptyl Propanoic Acid (7:3FTCA)	ND	460	485	105		467	105		50-145	4		30

Surrogate	MS % Recovery	MS Qualifier	MSD % Recovery	MSD Qualifier	Acceptance Criteria
1H,1H,2H,2H-Perfluoro-1-[1,2-13C2]Decanesulfonic Acid (13C2-8:2FTS)	**330**	Q	**345**	Q	40-300
1H,1H,2H,2H-Perfluoro-1-[1,2-13C2]Hexanesulfonic Acid (13C2-4:2FTS)	**333**	Q	**310**	Q	40-200
1H,1H,2H,2H-Perfluoro-1-[1,2-13C2]Octanesulfonic Acid (13C2-6:2FTS)	**456**	Q	**399**	Q	40-200
N-Ethyl-d5-Perfluoro-1-Octanesulfonamide (D5-NEtFOSA)	95		73		10-130
N-Ethyl-d5-perfluoro-1-octanesulfonamidoacetic Acid (D5-NEtFOSAA)	116		102		25-135
N-Ethyl-d9-Perfluorooctanesulfonamidoethanol (D9-NEtFOSE)	122		95		10-130
N-Methyl-d3-Perfluoro-1-Octanesulfonamide (D3-NMeFOSA)	100		80		10-130
N-Methyl-d3-perfluoro-1-octanesulfonamidoacetic Acid (D3-NMeFOSAA)	**184**	Q	159		40-170
N-Methyl-d7-Perfluorooctanesulfonamidoethanol (D7-NMeFOSE)	**139**	Q	99		10-130
Perfluoro-1-[1,2,3-13C3]Hexanesulfonic Acid (13C3-PFHxS)	108		102		40-130
Perfluoro-1-[13C8]Octanesulfonamide (13C8-PFOSA)	**132**	Q	113		40-130
Perfluoro-1-[13C8]Octanesulfonic Acid (13C8-PFOS)	120		91		40-130

Matrix Spike Analysis
Batch Quality Control

Project Name: OREGON RD
Project Number: OREGON RD
Lab Number: L2548597
Report Date: 08/18/25

Parameter	Native Sample	MS Added	MS Found	MS %Recovery	Qual	MSD Found	MSD %Recovery	Qual	Recovery Limits	RPD	Qual	RPD Limits
Perfluorinated Alkyl Acids by EPA 1633 - Mansfield Lab Associated sample(s): 06,09-11 QC Batch ID: WG2099447-4 WG2099447-5 QC Sample: L2548597-06 Client ID: MW-12												

Surrogate	MS % Recovery	MS Qualifier	MSD % Recovery	MSD Qualifier	Acceptance Criteria
Perfluoro-1-[2,3,4-13C3]Butanesulfonic Acid (13C3-PFBS)	111		109		40-135
Perfluoro-n-[1,2,3,4,5,6,7-13C7]Undecanoic Acid (13C7-PFUnA)	85		75		30-130
Perfluoro-n-[1,2,3,4,5,6-13C6]Decanoic Acid (13C6-PFDA)	108		90		40-130
Perfluoro-n-[1,2,3,4,6-13C5]Hexanoic Acid (13C5-PFHxA)	118		102		40-130
Perfluoro-n-[1,2,3,4-13C4]Heptanoic Acid (13C4-PFHpA)	127		111		40-130
Perfluoro-n-[1,2-13C2]Dodecanoic Acid (13C2-PFDoA)	74		61		10-130
Perfluoro-n-[1,2-13C2]Tetradecanoic Acid (13C2-PFTeDA)	108		85		10-130
Perfluoro-n-[13C4]Butanoic Acid (13C4-PFBA)	127		102		5-130
Perfluoro-n-[13C5]Pentanoic Acid (13C5-PFPeA)	101		88		40-130
Perfluoro-n-[13C8]Octanoic Acid (13C8-PFOA)	125		104		40-130
Perfluoro-n-[13C9]Nonanoic Acid (13C9-PFNA)	126		109		40-130
Tetrafluoro-2-heptafluoropropoxy-[13C3]-propanoic acid (13C3-HFPO-DA)	**144**	Q	122		40-130

Project Name: OREGON RD
Project Number: OREGON RD

Lab Number: L2548597
Report Date: 08/18/25

Sample Receipt and Container Information

Were project specific reporting limits specified? YES

Cooler Information

Cooler	Custody Seal
A	Absent

Container Information

Container ID	Container Type	Cooler	Initial pH	Final pH	Temp deg C	Pres	Seal	Frozen Date/Time	Analysis(*)
L2548597-01A	Vial HCl preserved	NA	NA			Y	Absent		HOLD-8260(14)
L2548597-01B	Vial HCl preserved	NA	NA			Y	Absent		HOLD-8260(14)
L2548597-01C	Vial HCl preserved	NA	NA			Y	Absent		HOLD-8260(14)
L2548597-01D	Amber 100ml unpreserved	NA	NA			Y	Absent		NYTCL-8270-RVT(7),NYTCL-8270-SIM-RVT(7)
L2548597-01E	Amber 100ml unpreserved	NA	NA			Y	Absent		NYTCL-8270-RVT(7),NYTCL-8270-SIM-RVT(7)
L2548597-02A	Vial HCl preserved	NA	NA			Y	Absent		HOLD-8260(14)
L2548597-02B	Vial HCl preserved	NA	NA			Y	Absent		HOLD-8260(14)
L2548597-02C	Vial HCl preserved	NA	NA			Y	Absent		HOLD-8260(14)
L2548597-02D	Amber 100ml unpreserved	NA	NA			Y	Absent		NYTCL-8270-RVT(7),NYTCL-8270-SIM-RVT(7)
L2548597-02E	Amber 100ml unpreserved	NA	NA			Y	Absent		NYTCL-8270-RVT(7),NYTCL-8270-SIM-RVT(7)
L2548597-03A	Vial HCl preserved	NA	NA			Y	Absent		HOLD-8260(14)
L2548597-03B	Vial HCl preserved	NA	NA			Y	Absent		HOLD-8260(14)
L2548597-03C	Vial HCl preserved	NA	NA			Y	Absent		HOLD-8260(14)
L2548597-03D	Amber 100ml unpreserved	NA	NA			Y	Absent		NYTCL-8270-RVT(7),NYTCL-8270-SIM-RVT(7)
L2548597-03E	Amber 100ml unpreserved	NA	NA			Y	Absent		NYTCL-8270-RVT(7),NYTCL-8270-SIM-RVT(7)
L2548597-04A	Vial HCl preserved	NA	NA			Y	Absent		HOLD-8260(14)
L2548597-04B	Vial HCl preserved	NA	NA			Y	Absent		HOLD-8260(14)
L2548597-04C	Vial HCl preserved	NA	NA			Y	Absent		HOLD-8260(14)
L2548597-04D	Amber 100ml unpreserved	NA	NA			Y	Absent		NYTCL-8270-RVT(7),NYTCL-8270-SIM-RVT(7)
L2548597-04E	Amber 100ml unpreserved	NA	NA			Y	Absent		NYTCL-8270-RVT(7),NYTCL-8270-SIM-RVT(7)

*Values in parentheses indicate holding time in days

Project Name: OREGON RD
Project Number: OREGON RD

Lab Number: L2548597
Report Date: 08/18/25

Container Information

Container ID	Container Type	Cooler	Initial pH	Final pH	Temp deg C	Pres	Seal	Frozen Date/Time	Analysis(*)
L2548597-05A	Vial HCl preserved	NA	NA			Y	Absent		HOLD-8260(14)
L2548597-05B	Vial HCl preserved	NA	NA			Y	Absent		HOLD-8260(14)
L2548597-05C	Vial HCl preserved	NA	NA			Y	Absent		HOLD-8260(14)
L2548597-05D	Amber 100ml unpreserved	NA	NA			Y	Absent		NYTCL-8270-RVT(7),NYTCL-8270-SIM-RVT(7)
L2548597-05E	Amber 100ml unpreserved	NA	NA			Y	Absent		NYTCL-8270-RVT(7),NYTCL-8270-SIM-RVT(7)
L2548597-06A	Vial HCl preserved	NA	NA			Y	Absent		HOLD-8260(14)
L2548597-06A1	Vial HCl preserved	NA	NA			Y	Absent		HOLD-8260(14)
L2548597-06A2	Vial HCl preserved	NA	NA			Y	Absent		HOLD-8260(14)
L2548597-06B	Vial HCl preserved	NA	NA			Y	Absent		HOLD-8260(14)
L2548597-06B1	Vial HCl preserved	NA	NA			Y	Absent		HOLD-8260(14)
L2548597-06B2	Vial HCl preserved	NA	NA			Y	Absent		HOLD-8260(14)
L2548597-06C	Vial HCl preserved	NA	NA			Y	Absent		HOLD-8260(14)
L2548597-06C1	Vial HCl preserved	NA	NA			Y	Absent		HOLD-8260(14)
L2548597-06C2	Vial HCl preserved	NA	NA			Y	Absent		HOLD-8260(14)
L2548597-06D	Amber 100ml unpreserved	NA	NA			Y	Absent		NYTCL-8270-RVT(7),NYTCL-8270-SIM-RVT(7)
L2548597-06D1	Amber 100ml unpreserved	NA	NA			Y	Absent		NYTCL-8270-RVT(7),NYTCL-8270-SIM-RVT(7)
L2548597-06D2	Amber 100ml unpreserved	NA	NA			Y	Absent		NYTCL-8270-RVT(7),NYTCL-8270-SIM-RVT(7)
L2548597-06E	Amber 100ml unpreserved	NA	NA			Y	Absent		NYTCL-8270-RVT(7),NYTCL-8270-SIM-RVT(7)
L2548597-06E1	Amber 100ml unpreserved	NA	NA			Y	Absent		NYTCL-8270-RVT(7),NYTCL-8270-SIM-RVT(7)
L2548597-06E2	Amber 100ml unpreserved	NA	NA			Y	Absent		NYTCL-8270-RVT(7),NYTCL-8270-SIM-RVT(7)
L2548597-06F	Plastic 500ml unpreserved	NA	NA			Y	Absent		A2-NY-1633(28)
L2548597-06F1	Plastic 500ml unpreserved	NA	NA			Y	Absent		A2-NY-1633(28)
L2548597-06F2	Plastic 500ml unpreserved	NA	NA			Y	Absent		A2-NY-1633(28)
L2548597-06G	Plastic 500ml unpreserved	NA	NA			Y	Absent		A2-NY-1633(28)
L2548597-06G1	Plastic 500ml unpreserved	NA	NA			Y	Absent		A2-NY-1633(28)

*Values in parentheses indicate holding time in days

Project Name: OREGON RD
Project Number: OREGON RD

Lab Number: L2548597
Report Date: 08/18/25

Container Information

Container ID	Container Type	Cooler	Initial pH	Final pH	Temp deg C	Pres	Seal	Frozen Date/Time	Analysis(*)
L2548597-06G2	Plastic 500ml unpreserved	NA	NA			Y	Absent		A2-NY-1633(28)
L2548597-07A	Vial HCl preserved	NA	NA			Y	Absent		HOLD-8260(14)
L2548597-07B	Vial HCl preserved	NA	NA			Y	Absent		HOLD-8260(14)
L2548597-07C	Vial HCl preserved	NA	NA			Y	Absent		HOLD-8260(14)
L2548597-07D	Amber 100ml unpreserved	NA	NA			Y	Absent		NYTCL-8270-RVT(7),NYTCL-8270-SIM-RVT(7)
L2548597-07E	Amber 100ml unpreserved	NA	NA			Y	Absent		NYTCL-8270-RVT(7),NYTCL-8270-SIM-RVT(7)
L2548597-08A	Vial HCl preserved	NA	NA			Y	Absent		HOLD-8260(14)
L2548597-08B	Vial HCl preserved	NA	NA			Y	Absent		HOLD-8260(14)
L2548597-08C	Vial HCl preserved	NA	NA			Y	Absent		HOLD-8260(14)
L2548597-08D	Amber 100ml unpreserved	NA	NA			Y	Absent		NYTCL-8270-RVT(7),NYTCL-8270-SIM-RVT(7)
L2548597-08E	Amber 100ml unpreserved	NA	NA			Y	Absent		NYTCL-8270-RVT(7),NYTCL-8270-SIM-RVT(7)
L2548597-09A	Vial HCl preserved	NA	NA			Y	Absent		HOLD-8260(14)
L2548597-09B	Vial HCl preserved	NA	NA			Y	Absent		HOLD-8260(14)
L2548597-09C	Vial HCl preserved	NA	NA			Y	Absent		HOLD-8260(14)
L2548597-09D	Amber 100ml unpreserved	NA	NA			Y	Absent		NYTCL-8270-RVT(7),NYTCL-8270-SIM-RVT(7)
L2548597-09E	Amber 100ml unpreserved	NA	NA			Y	Absent		NYTCL-8270-RVT(7),NYTCL-8270-SIM-RVT(7)
L2548597-09F	Plastic 500ml unpreserved	NA	NA			Y	Absent		A2-NY-1633(28)
L2548597-09G	Plastic 500ml unpreserved	NA	NA			Y	Absent		A2-NY-1633(28)
L2548597-10A	Vial HCl preserved	NA	NA			Y	Absent		HOLD-8260(14)
L2548597-10B	Vial HCl preserved	NA	NA			Y	Absent		HOLD-8260(14)
L2548597-10C	Vial HCl preserved	NA	NA			Y	Absent		HOLD-8260(14)
L2548597-10D	Amber 100ml unpreserved	NA	NA			Y	Absent		NYTCL-8270-RVT(7),NYTCL-8270-SIM-RVT(7)
L2548597-10E	Amber 100ml unpreserved	NA	NA			Y	Absent		NYTCL-8270-RVT(7),NYTCL-8270-SIM-RVT(7)
L2548597-10F	Plastic 500ml unpreserved	NA	NA			Y	Absent		A2-NY-1633(28)
L2548597-10G	Plastic 500ml unpreserved	NA	NA			Y	Absent		A2-NY-1633(28)

*Values in parentheses indicate holding time in days

Project Name: OREGON RD
Project Number: OREGON RD

Lab Number: L2548597
Report Date: 08/18/25

Container Information

Container ID	Container Type	Cooler	Initial pH	Final pH	Temp deg C	Pres	Seal	Frozen Date/Time	Analysis(*)
L2548597-11A	Plastic 500ml unpreserved	NA	NA			Y	Absent		A2-NY-1633(28)
L2548597-12A	Vial HCl preserved	NA	NA			Y	Absent		HOLD-8260(14)
L2548597-12B	Vial HCl preserved	NA	NA			Y	Absent		HOLD-8260(14)
L2548597-12C	Vial HCl preserved	NA	NA			Y	Absent		-

*Values in parentheses indicate holding time in days

Project Name: OREGON RD
Project Number: OREGON RD

Lab Number: L2548597
Report Date: 08/18/25

PFAS PARAMETER SUMMARY

Parameter	Acronym	CAS Number
PERFLUOROALKYL CARBOXYLIC ACIDS (PFCAs)		
Perfluorooctadecanoic Acid	PFODA	16517-11-6
Perfluorohexadecanoic Acid	PFHxDA	67905-19-5
Perfluorotetradecanoic Acid	PFTA/PFTeDA	376-06-7
Perfluorotridecanoic Acid	PFTrDA	72629-94-8
Perfluorododecanoic Acid	PFDoA	307-55-1
Perfluoroundecanoic Acid	PFUnA	2058-94-8
Perfluorodecanoic Acid	PFDA	335-76-2
Perfluorononanoic Acid	PFNA	375-95-1
Perfluorooctanoic Acid	PFOA	335-67-1
Perfluoroheptanoic Acid	PFHpA	375-85-9
Perfluorohexanoic Acid	PFHxA	307-24-4
Perfluoropentanoic Acid	PFPeA	2706-90-3
Perfluorobutanoic Acid	PFBA	375-22-4
PERFLUOROALKYL SULFONIC ACIDS (PFSAs)		
Perfluorododecanesulfonic Acid	PFDoDS/PFDoS	79780-39-5
Perfluorodecanesulfonic Acid	PFDS	335-77-3
Perfluorononanesulfonic Acid	PFNS	68259-12-1
Perfluorooctanesulfonic Acid	PFOS	1763-23-1
Perfluoroheptanesulfonic Acid	PFHpS	375-92-8
Perfluorohexanesulfonic Acid	PFHxS	355-46-4
Perfluoropentanesulfonic Acid	PFPeS	2706-91-4
Perfluorobutanesulfonic Acid	PFBS	375-73-5
Perfluoropropanesulfonic Acid	PFPrS	423-41-6
FLUOROTELOMERS		
1H,1H,2H,2H-Perfluorododecanesulfonic Acid	10:2FTS	120226-60-0
1H,1H,2H,2H-Perfluorodecanesulfonic Acid	8:2FTS	39108-34-4
1H,1H,2H,2H-Perfluorooctanesulfonic Acid	6:2FTS	27619-97-2
1H,1H,2H,2H-Perfluorohexanesulfonic Acid	4:2FTS	757124-72-4
PERFLUOROALKANE SULFONAMIDES (FASAs)		
Perfluorooctanesulfonamide	FOSA/PFOSA	754-91-6
N-Ethyl Perfluorooctane Sulfonamide	NEtFOSA	4151-50-2
N-Methyl Perfluorooctane Sulfonamide	NMeFOSA	31506-32-8
PERFLUOROALKANE SULFONYL SUBSTANCES		
N-Ethyl Perfluorooctanesulfonamido Ethanol	NEtFOSE	1691-99-2
N-Methyl Perfluorooctanesulfonamido Ethanol	NMeFOSE	24448-09-7
N-Ethyl Perfluorooctanesulfonamidoacetic Acid	NEtFOSAA	2991-50-6
N-Methyl Perfluorooctanesulfonamidoacetic Acid	NMeFOSAA	2355-31-9
PER- and POLYFLUOROALKYL ETHER CARBOXYLIC ACIDS		
2,3,3,3-Tetrafluoro-2-[1,1,2,2,3,3,3-Heptafluoropropoxy]-Propanoic Acid	HFPO-DA	13252-13-6
4,8-Dioxa-3h-Perfluorononanoic Acid	ADONA	919005-14-4
CHLORO-PERFLUOROALKYL SULFONIC ACIDS		
11-Chloroeicosafluoro-3-Oxaundecane-1-Sulfonic Acid	11Cl-PF3OUdS	763051-92-9
9-Chlorohexadecafluoro-3-Oxanone-1-Sulfonic Acid	9Cl-PF3ONS	756426-58-1
PERFLUOROETHER SULFONIC ACIDS (PFESAs)		
Perfluoro(2-Ethoxyethane)Sulfonic Acid	PFEESA	113507-82-7
PERFLUOROETHER/POLYETHER CARBOXYLIC ACIDS (PFPCAs)		
Perfluoro-3-Methoxypropanoic Acid	PFMPA	377-73-1
Perfluoro-4-Methoxybutanoic Acid	PFMBA	863090-89-5
Nonafluoro-3,6-Dioxaheptanoic Acid	NFDHA	151772-58-6

Project Name: OREGON RD
Project Number: OREGON RD

Lab Number: L2548597
Report Date: 08/18/25

PFAS PARAMETER SUMMARY

Parameter	Acronym	CAS Number
FLUOROTELOMER CARBOXYLIC ACIDS (FTCAs)		
3-Perfluoroheptyl Propanoic Acid	7:3FTCA	812-70-4
2H,2H,3H,3H-Perfluorooctanoic Acid	5:3FTCA	914637-49-3
3-Perfluoropropyl Propanoic Acid	3:3FTCA	356-02-5

Project Name: OREGON RD **Lab Number:** L2548597

Project Number: OREGON RD **Report Date:** 08/18/25

GLOSSARY

Acronyms

DL	- Detection Limit: This value represents the level to which target analyte concentrations are reported as estimated values, when those target analyte concentrations are quantified below the limit of quantitation (LOQ). The DL includes any adjustments from dilutions, concentrations or moisture content, where applicable. (DoD report formats only.)
EDL	- Estimated Detection Limit: This value represents the level to which target analyte concentrations are reported as estimated values, when those target analyte concentrations are quantified below the reporting limit (RL). The EDL includes any adjustments from dilutions, concentrations or moisture content, where applicable. The use of EDLs is specific to the analysis of PAHs using Solid-Phase Microextraction (SPME).
EMPC	- Estimated Maximum Possible Concentration: The concentration that results from the signal present at the retention time of an analyte when the ions meet all of the identification criteria except the ion abundance ratio criteria. An EMPC is a worst-case estimate of the concentration.
EPA	- Environmental Protection Agency.
LCS	- Laboratory Control Sample: A sample matrix, free from the analytes of interest, spiked with verified known amounts of analytes or a material containing known and verified amounts of analytes.
LCSD	- Laboratory Control Sample Duplicate: Refer to LCS.
LFB	- Laboratory Fortified Blank: A sample matrix, free from the analytes of interest, spiked with verified known amounts of analytes or a material containing known and verified amounts of analytes.
LOD	- Limit of Detection: This value represents the level to which a target analyte can reliably be detected for a specific analyte in a specific matrix by a specific method. The LOD includes any adjustments from dilutions, concentrations or moisture content, where applicable. (DoD report formats only.)
LOQ	- Limit of Quantitation: The value at which an instrument can accurately measure an analyte at a specific concentration. The LOQ includes any adjustments from dilutions, concentrations or moisture content, where applicable. (DoD report formats only.) Limit of Quantitation: The value at which an instrument can accurately measure an analyte at a specific concentration. The LOQ includes any adjustments from dilutions, concentrations or moisture content, where applicable. (DoD report formats only.)
MDL	- Method Detection Limit: This value represents the level to which target analyte concentrations are reported as estimated values, when those target analyte concentrations are quantified below the reporting limit (RL). The MDL includes any adjustments from dilutions, concentrations or moisture content, where applicable.
MS	- Matrix Spike Sample: A sample prepared by adding a known mass of target analyte to a specified amount of matrix sample for which an independent estimate of target analyte concentration is available. For Method 332.0, the spike recovery is calculated using the native concentration, including estimated values.
MSD	- Matrix Spike Sample Duplicate: Refer to MS.
NA	- Not Applicable.
NC	- Not Calculated: Term is utilized when one or more of the results utilized in the calculation are non-detect at the parameter's reporting unit.
NDPA/DPA	- N-Nitrosodiphenylamine/Diphenylamine.
NI	- Not Ignitable.
NP	- Non-Plastic: Term is utilized for the analysis of Atterberg Limits in soil.
NR	- No Results: Term is utilized when 'No Target Compounds Requested' is reported for the analysis of Volatile or Semivolatile Organic TIC only requests.
RL	- Reporting Limit: The value at which an instrument can accurately measure an analyte at a specific concentration. The RL includes any adjustments from dilutions, concentrations or moisture content, where applicable.
RPD	- Relative Percent Difference: The results from matrix and/or matrix spike duplicates are primarily designed to assess the precision of analytical results in a given matrix and are expressed as relative percent difference (RPD). Values which are less than five times the reporting limit for any individual parameter are evaluated by utilizing the absolute difference between the values; although the RPD value will be provided in the report.
SRM	- Standard Reference Material: A reference sample of a known or certified value that is of the same or similar matrix as the associated field samples.
STLP	- Semi-dynamic Tank Leaching Procedure per EPA Method 1315.
TEF	- Toxic Equivalency Factors: The values assigned to each dioxin and furan to evaluate their toxicity relative to 2,3,7,8-TCDD.
TEQ	- Toxic Equivalent: The measure of a sample's toxicity derived by multiplying each dioxin and furan by its corresponding TEF and then summing the resulting values.
TIC	- Tentatively Identified Compound: A compound that has been identified to be present and is not part of the target compound list (TCL) for the method and/or program. All TICs are qualitatively identified and reported as estimated concentrations.

Report Format: DU Report with 'J' Qualifiers

Project Name:	OREGON RD	**Lab Number:**	L2548597
Project Number:	OREGON RD	**Report Date:**	08/18/25

Footnotes

1 - The reference for this analyte should be considered modified since this analyte is absent from the target analyte list of the original method.

Terms

Analytical Method: Both the document from which the method originates and the analytical reference method. (Example: EPA 8260B is shown as 1,8260B.) The codes for the reference method documents are provided in the References section of the Addendum.

Chlordane: The target compound Chlordane (CAS No. 57-74-9) is reported for GC ECD analyses. Per EPA,this compound "refers to a mixture of chlordane isomers, other chlorinated hydrocarbons and numerous other components." (Reference: USEPA Toxicological Review of Chlordane, In Support of Summary Information on the Integrated Risk Information System (IRIS), December 1997.)

Difference: With respect to Total Oxidizable Precursor (TOP) Assay analysis, the difference is defined as the Post-Treatment value minus the Pre-Treatment value.

Final pH: As it pertains to Sample Receipt & Container Information section of the report, Final pH reflects pH of container determined after adjustment at the laboratory, if applicable. If no adjustment required, value reflects Initial pH.

Frozen Date/Time: With respect to Volatile Organics in soil, Frozen Date/Time reflects the date/time at which associated Reagent Water-preserved vials were initially frozen. Note: If frozen date/time is beyond 48 hours from sample collection, value will be reflected in 'bold'.

Gasoline Range Organics (GRO): Gasoline Range Organics (GRO) results include all chromatographic peaks eluting from Methyl tert butyl ether through Naphthalene, with the exception of GRO analysis in support of State of Ohio programs, which includes all chromatographic peaks eluting from Hexane through Dodecane.

Initial pH: As it pertains to Sample Receipt & Container Information section of the report, Initial pH reflects pH of container determined upon receipt, if applicable.

PAH Total: With respect to Alkylated PAH analyses, the 'PAHs, Total' result is defined as the summation of results for all or a subset of the following compounds: Naphthalene, C1-C4 Naphthalenes, 2-Methylnaphthalene, 1-Methylnaphthalene, Biphenyl, Acenaphthylene, Acenaphthene, Fluorene, C1-C3 Fluorenes, Phenanthrene, C1-C4 Phenanthrenes/Anthracenes, Anthracene, Fluoranthene, Pyrene, C1-C4 Fluoranthenes/Pyrenes, Benz(a)anthracene, Chrysene, C1-C4 Chrysenes, Benzo(b)fluoranthene, Benzo(j)+(k)fluoranthene, Benzo(e)pyrene, Benzo(a)pyrene, Perylene, Indeno(1,2,3-cd)pyrene, Dibenz(ah)+(ac)anthracene, Benzo(g,h,i)perylene. If a 'Total' result is requested, the results of its individual components will also be reported.

PFAS Total: With respect to PFAS analyses, the 'PFAS, Total (5)' result is defined as the summation of results for: PFHpA, PFHxS, PFOA, PFNA and PFOS. In addition, the 'PFAS, Total (6)' result is defined as the summation of results for: PFHpA, PFHxS, PFOA, PFNA, PFDA and PFOS. For MassDEP DW compliance analysis only, the 'PFAS, Total (6)' result is defined as the summation of results at or above the RL. Note: If a 'Total' result is requested, the results of its individual components will also be reported.

Total: With respect to Organic analyses, a 'Total' result is defined as the summation of results for individual isomers or Aroclors. If a 'Total' result is requested, the results of its individual components will also be reported. This is applicable to 'Total' results for methods 8260, 8081 and 8082.

Data Qualifiers

A - Spectra identified as "Aldol Condensates" are byproducts of the extraction/concentration procedures when acetone is introduced in the process.

B - The analyte was detected above the reporting limit in the associated method blank. Flag only applies to associated field samples that have detectable concentrations of the analyte at less than ten times (10x) the concentration found in the blank. For MCP-related projects, flag only applies to associated field samples that have detectable concentrations of the analyte at less than ten times (10x) the concentration found in the blank. For DOD-related projects, flag only applies to associated field samples that have detectable concentrations of the analyte at less than ten times (10x) the concentration found in the blank AND the analyte was detected above one-half the reporting limit (or above the reporting limit for common lab contaminants) in the associated method blank. For NJ-Air-related projects, flag only applies to associated field samples that have detectable concentrations of the analyte above the reporting limit. For NJ-related projects (excluding Air), flag only applies to associated field samples that have detectable concentrations of the analyte, which was detected above the reporting limit in the associated method blank or above five times the reporting limit for common lab contaminants (Phthalates, Acetone, Methylene Chloride, 2-Butanone).

C - Co-elution: The target analyte co-elutes with a known lab standard (i.e. surrogate, internal standards, etc.) for co-extracted analyses.

D - Concentration of analyte was quantified from diluted analysis. Flag only applies to field samples that have detectable concentrations of the analyte.

E - Concentration of analyte exceeds the range of the calibration curve and/or linear range of the instrument.

F - The ratio of quantifier ion response to qualifier ion response falls outside of the laboratory criteria. Results are considered to be an estimated maximum concentration.

G - The concentration may be biased high due to matrix interferences (i.e, co-elution) with non-target compound(s). The result should be considered estimated.

H - The analysis of pH was performed beyond the regulatory-required holding time of 15 minutes from the time of sample collection.

I - The lower value for the two columns has been reported due to obvious interference.

J - Estimated value. The Target analyte concentration is below the quantitation limit (RL), but above the Method Detection Limit (MDL) or Estimated Detection Limit (EDL) for SPME-related analyses. This represents an estimated concentration for Tentatively Identified Compounds (TICs). For calculated parameters, this represents that one or more values used in the calculation were

Report Format: DU Report with 'J' Qualifiers

Project Name: OREGON RD **Lab Number:** L2548597

Project Number: OREGON RD **Report Date:** 08/18/25

Data Qualifiers

estimated.

M - Reporting Limit (RL) exceeds the MCP CAM Reporting Limit for this analyte.

ND - Not detected at the method detection limit (MDL) for the sample, or estimated detection limit (EDL) for SPME-related analyses.

NJ - Presumptive evidence of compound. This represents an estimated concentration for Tentatively Identified Compounds (TICs), where the identification is based on a mass spectral library search.

P - The RPD between the results for the two columns exceeds the method-specified criteria.

Q - The quality control sample exceeds the associated acceptance criteria. For DOD-related projects, LCS and/or Continuing Calibration Standard exceedences are also qualified on all associated sample results. Note: This flag is not applicable for matrix spike recoveries when the sample concentration is greater than 4x the spike added or for batch duplicate RPD when the sample concentrations are less than 5x the RL. (Metals only.)

R - Analytical results are from sample re-analysis.

RE - Analytical results are from sample re-extraction.

S - Analytical results are from modified screening analysis.

V - The surrogate associated with this target analyte has a recovery outside the QC acceptance limits. (Applicable to MassDEP DW Compliance samples only.)

Z - The batch matrix spike and/or duplicate associated with this target analyte has a recovery/RPD outside the QC acceptance limits. (Applicable to MassDEP DW Compliance samples only.)

Project Name: OREGON RD
Project Number: OREGON RD
Lab Number: L2548597
Report Date: 08/18/25

REFERENCES

1 Test Methods for Evaluating Solid Waste: Physical/Chemical Methods. EPA SW-846. Third Edition. Updates I - VI, 2018.

144 Analysis of Per- and Polyfluoroalkyl Substances (PFAS) in Aqueous, Solid, Biosolids, and Tissue Samples by LC-MS/MS. Draft EPA Method 1633, EPA Document 821-D-22-001, June 2022.

LIMITATION OF LIABILITIES

Pace Analytical Services performs services with reasonable care and diligence normal to the analytical testing laboratory industry. In the event of an error, the sole and exclusive responsibility of Pace Analytical Services shall be to re-perform the work at it's own expense. In no event shall Pace Analytical Services be held liable for any incidental, consequential or special damages, including but not limited to, damages in any way connected with the use of, interpretation of, information or analysis provided by Pace Analytical Services.

We strongly urge our clients to comply with EPA protocol regarding sample volume, preservation, cooling, containers, sampling procedures, holding time and splitting of samples in the field.

Certification Information

The following analytes are not included in our Primary NELAP Scope of Accreditation:

Westborough Facility – 8 Walkup Dr. Westborough, MA 01581
EPA 624.1: m/p-xylene, o-xylene, Naphthalene
EPA 625.1: alpha-Terpineol
EPA 8260D: NPW: 1,2,4,5-Tetramethylbenzene; 4-Ethyltoluene; SCM: Iodomethane (methyl iodide), 1,2,4,5-Tetramethylbenzene; 4-Ethyltoluene.
EPA 8270E: NPW: Dimethylnaphthalene,1,4-Diphenylhydrazine, alpha-Terpineol, Azobenzene; SCM: Dimethylnaphthalene,1,4-Diphenylhydrazine.
SM4500: NPW: Amenable Cyanide; SCM: Total Phosphorus, TKN, NO2, NO3.

Mansfield Facility – 320 Forbes Blvd. Mansfield, MA 02048
SM 2540D: TSS.
EPA TO-15: Halothane, 2,4,4-Trimethyl-2-pentene, 2,4,4-Trimethyl-1-pentene, Thiophene, 2-Methylthiophene, 3-Methylthiophene, 2-Ethylthiophene, 1,2,3-Trimethylbenzene, Indan, Indene, 1,2,4,5-Tetramethylbenzene, Benzothiophene, 1-Methylnaphthalene.
MADEP-APH.
Nonpotable Water: EPA RSK-175 Dissolved Gases
Biological Tissue Matrix: EPA 3050B

Mansfield Facility – 120 Forbes Blvd. Mansfield, MA 02048
EPA TO-15: Halothane, 2,4,4-Trimethyl-2-pentene, 2,4,4-Trimethyl-1-pentene, Thiophene, 2-Methylthiophene, 3-Methylthiophene, 2-Ethylthiophene, 1,2,3-Trimethylbenzene, Indan, Indene, 1,2,4,5-Tetramethylbenzene, Benzothiophene, 1-Methylnaphthalene.
Nonpotable Water: EPA RSK-175 Dissolved Gases

The following test method is not included in our New Jersey Secondary NELAP Scope of Accreditation:

Mansfield Facility – 320 Forbes Blvd. Mansfield, MA 02048
Determination of Selected Perfluorinated Alkyl Substances by Solid Phase Extraction and Liquid Chromatography/Tandem Mass Spectrometry Isotope Dilution (via Alpha SOP 23528)

The following analytes are included in our Massachusetts DEP Scope of Accreditation

Westborough Facility – 8 Walkup Dr. Westborough, MA 01581

Drinking Water
EPA 300.0: Chloride, Nitrate-N, Fluoride, Sulfate; **EPA 353.2**: Nitrate-N, Nitrite-N; **SM4500NO3-F**: Nitrate-N, Nitrite-N; **SM4500F-C, SM4500CN-CE, EPA 180.1, SM2130B, SM4500Cl-D, SM2320B, SM2540C, SM4500H-B, SM4500NO2-B**
EPA 524.2: THMs and VOCs; **EPA 504.1:** EDB, DBCP.
Microbiology: **SM9215B; SM9223-P/A, SM9223B-Colilert-QT,SM9222D**.

Non-Potable Water
SM4500H,B, EPA 120.1, SM2510B, SM2540C, SM2320B, SM4500CL-E, SM4500F-BC, SM4500NH3-BH: Ammonia-N and Kjeldahl-N, **EPA 350.1**: Ammonia-N, **LACHAT 10-107-06-1-B**: Ammonia-N, **EPA 351.1, SM4500NO3-F, EPA 353.2**: Nitrate-N**, SM4500P-E, SM4500P-B, E, SM4500SO4-E, SM5220D, EPA 410.4, SM5210B, SM5310C, SM4500CL-D, SM4500CL-G, EPA 1664, EPA 420.1, SM4500-CN-CE, SM2540D, EPA 300: Chloride, Sulfate, Nitrate.**
EPA 624.1: Volatile Halocarbons & Aromatics,
EPA 608.3: Chlordane, Toxaphene, Aldrin, alpha-BHC, beta-BHC, gamma-BHC, delta-BHC, Dieldrin, DDD, DDE, DDT, Endosulfan I, Endosulfan II, Endosulfan sulfate, Endrin, Endrin Aldehyde, Heptachlor, Heptachlor Epoxide, PCBs
EPA 625.1: SVOC (Acid/Base/Neutral Extractables).
Microbiology: **SM9223B-Colilert-QT; Enterolert-QT.**

Mansfield Facility – 320 Forbes Blvd. Mansfield, MA 02048

Drinking Water
EPA 200.7: Al, Ba, Cd, Cr, Cu, Fe, Mn, Ni, Na, Ag, Ca, Zn. **EPA 200.8:** Al, Sb, As, Ba, Be, Cd, Cr, Cu, Pb, Mn, Ni, Se, Ag, TL, Zn. **EPA 245.1** Hg.
EPA 522, EPA 537.1.

Non-Potable Water
EPA 200.7: Al, Sb, As, Be, Cd, Ca, Cr, Co, Cu, Fe, Pb, Mg, Mn, Mo, Ni, K, Se, Ag, Na, Sr, TL, Ti, V, Zn.
EPA 200.8: Al, Sb**,** As, Be, Cd, Ca, Cr, Cu, Fe, Pb, Mg, Mn, Ni, K, Se, Ag, Na, TL, Zn.
EPA 245.1: Hg. **EPA 245.7:** Hg.
SM2340B

Certification IDs:

Westborough Facility – 8 Walkup Dr. Westborough, MA 01581
CT PH-0826, IL 200077, IN C-MA-03, KY kY98045, ME MA00086, MD 348, MA M-MA086, NH 2064, NJ MA935, NY 11148, NC (DW) 25700, NC (NPW/SCM) 666, OR MA-1316, PA 68-03671, RI LAO00065, TX T104704476, VT VT-0935, VA 460195

Mansfield Facility – 320 Forbes Blvd. Mansfield, MA 02048
MA M-MA00030, CT PH-0825, ANAB/DoD L2474, IL 200081, IN C-MA-04, KY KY98046, LA 85084, ME MA00030, MI 9110, MN 025-999-495, NH 2062, NJ MA015, NY 11627, NC (NPW/SCM) 685, OR MA-0262, PA 68-02089, RI LAO00299, TX T-104704419, VT VT-0015, VA 460194, WA C954

Mansfield Facility – 120 Forbes Blvd. Mansfield, MA 02048
ANAB/DoD L2474, LA 245052, ME MA01156, MN 025-999-498, NH 2249, NJ MA025, NY 12191, OR 4203, TX T104704583, VA 460311, WA C1104.

For a complete listing of analytes and methods, please contact your Project Manager.

Pace ANALYTICAL SERVICES

NEW YORK CHAIN OF CUSTODY

Westborough, MA 01581
8 Walkup Dr.
TEL: 508-898-9220
FAX: 508-898-9193

Mansfield, MA 02048
320 Forbes Blvd
TEL: 508-822-9300
FAX: 508-822-3288

Service Centers
Woodcliff Lake, NJ 07677: 123 Tice Blvd, Suite 101
Albany, NY 12205: 14 Walker Way
Tonawanda, NY 14150: 275 Cooper Ave, Suite 105

Page 1 of 2

Date Rec'd in Lab 8/5/25

L2548597
ROUX -- BENCH

Client Information

Client: Roux
Address: 2558 Hamburg Turnpike
Lackawanna NY 14218
Phone: (716) 796-4967
Fax:
Email: TBatwell@Rouxinc.com

Project Information

Project Name: Oregon Rd
Project Location: Olean NY
Project #
(Use Project name as Project #) ☒
Project Manager: Charlotte Clark
PACE Quote #:

Turn-Around Time

Standard ☒ Due Date:
Rush (only if pre approved) ☐ # of Days:

Deliverables

☐ ASP-A ☐ ASP-B
☐ EQuIS (1 File) ☐ EQuIS (4 Full)
☐ Other

Regulatory Requirement

☐ NY TOGS ☐ NY Part 375
☐ AWQ Standards ☐ NY CP-51
☐ NY Restricted Use ☐ Other
☐ NY Unrestricted Use
☐ NYC Sewer Discharge

Billing Information

☐ Same as Client Info
PO #

Disposal Site Information

Please identify below location of applicable disposal facilities.
Disposal Facility:
☐ NJ ☐ NY
☐ Other:

These samples have been previously analyzed by Pace ☐

Other project specific requirements/comments:

Please specify Metals or TAL.

ANALYSIS

Sample Filtration
☐ Done
☐ Lab to do
Preservation
☐ Lab to do
(Please Specify below)

PACE Lab ID (Lab Use Only)	Sample ID	Collection Date	Collection Time	Sample Matrix	Sampler's Initials	TCL+CP-51+TFG 8270	TCL+CP-51+TFG 8260	PFAS 1633						Sample Specific Comments	Total Bottle
48597-01	MW-2R	8/1/25	1111	Water	TOB	X	X								5
-02	MW-5	7/31/25	1412			X	X								5
-03	MW-7	8/1/25	1503			X	X								5
-04	MW-8	8/1/25	946			X	X								5
-05	MW-9	8/1/25	1030			X	X								5
-06	MW-12 (MS/MSD)	8/1/25	1229			X	X	X							21
-07	MW-13	7/31/25	1244			X	X								5
-08	MW-15	8/1/25	1443			X	X								5
-09	MW-16	8/1/25	1345			X	X	X							7
-10	Blind Dup	8/1/25	0960			X	X	X							7
					Container Type	V	A								
					Preservative	B	A								

Preservative Code:
A = None
B = HCl
C = HNO_3
D = H_2SO_4
E = NaOH
F = MeOH
G = $NaHSO_4$
H = $Na_2S_2O_3$
K/E = Zn Ac/NaOH
O = Other

Container Code
P = Plastic
A = Amber Glass
V = Vial
G = Glass
B = Bacteria Cup
C = Cube
O = Other
E = Encore
D = BOD Bottle

Westboro: Certification No: MA935
Mansfield: Certification No: MA015

Relinquished By:	Date/Time	Received By:	Date/Time
[illegible]	8/4/25 0700	Matthew Pace	8/4/25 9:25
[illegible]	8/4/25 10:00	Butler	8/4/25 10:00
Russell L. Bishop	8-4-25 15:14	[illegible]	8/4/25 2200
[illegible]	8/5/25 0215	[illegible]	8/5 0215

Please print clearly, legibly and completely. Samples can not be logged in and turnaround time clock will not start until any ambiguities are resolved. BY EXECUTING THIS COC, THE CLIENT HAS READ AND AGREES TO BE BOUND BY PACE'S TERMS & CONDITIONS. (See reverse side.)

Form No: 01-25 HC (rev. 29-Jan-2025)

Pace ANALYTICAL SERVICES

NEW YORK CHAIN OF CUSTODY

Westborough, MA 01581
8 Walkup Dr.
TEL: 508-898-9220
FAX: 508-898-9193

Mansfield, MA 02048
320 Forbes Blvd
TEL: 508-822-9300
FAX: 508-822-3288

Service Centers
Woodcliff Lake, NJ 07677: 123 Tice Blvd, Suite 101
Albany, NY 12205: 14 Walker Way
Tonawanda, NY 14150: 275 Cooper Ave, Suite 105

Page 2 of 2

Date Rec'd in Lab ~~8/2~~ 8/5/25

Pace Job # L1548597

Client Information
Client: Rous
Address: 2558 Hamburg Turnpike
Lackawanna NY 14218
Phone: (716) 796-4967
Fax:
Email: TBehrendt@Rousinc.com

Project Information
Project Name: Oregon Rd
Project Location: Olean NY
Project #
(Use Project name as Project #) ☒
Project Manager: Chraisdelle clark
PACE Quote #:

Turn-Around Time
Standard ☒ Due Date:
Rush (only if pre approved) ☐ # of Days:

Deliverables
☐ ASP-A ☒ ASP-B
☐ EQuIS (1 File) ☐ EQuIS (4 File)
☐ Other

Regulatory Requirement
☐ NY TOGS ☐ NY Part 375
☐ AWQ Standards ☐ NY CP-51
☐ NY Restricted Use ☐ Other
☐ NY Unrestricted Use
☐ NYC Sewer Discharge

Billing Information
☐ Same as Client Info
PO #

Disposal Site Information
Please identify below location of applicable disposal facilities.
Disposal Facility:
☐ NJ ☐ NY
☐ Other:

These samples have been previously analyzed by Pace ☐

Other project specific requirements/comments:

Please specify Metals or TAL.

ANALYSIS

Sample Filtration
☐ Done
☐ Lab to do
Preservation
☐ Lab to do
(Please Specify below)

PACE Lab ID (Lab Use Only)	Sample ID	Collection Date	Collection Time	Sample Matrix	Sampler's Initials	PFAS 1633								Sample Specific Comments	Total Bottle
48597 -11	Field Blank	8/1/25		Water	TAB	X									2
-12	Trip Blank														

Preservative Code:
A = None
B = HCl
C = HNO_3
D = H_2SO_4
E = NaOH
F = MeOH
G = $NaHSO_4$
H = $Na_2S_2O_3$
K/E = Zn Ac/NaOH
O = Other

Container Code
P = Plastic
A = Amber Glass
V = Vial
G = Glass
B = Bacteria Cup
C = Cube
O = Other
E = Encore
D = BOD Bottle

Westboro: Certification No: MA935
Mansfield: Certification No: MA015

Container Type	P								
Preservative	A								

Relinquished By:	Date/Time	Received By:	Date/Time
[illegible]	8/4/25 0700	Matthew PACE	8/4/25 9:25
[illegible]	8/4/25 10:00	Buffalo	8/4/25 10:00
Russell B Bishop	8-4-25 15:14	[illegible]	8/5 0215

Please print clearly, legibly and completely. Samples can not be logged in and turnaround time clock will not start until any ambiguities are resolved. BY EXECUTING THIS COC, THE CLIENT HAS READ AND AGREES TO BE BOUND BY PACE'S TERMS & CONDITIONS. (See reverse side.)

Form No: 01-25 HC (rev. 29-Jan-2025)

Sample Delivery Group Summary

Pace Job Number : L2548597

Received : 04-AUG-2025
Reviewer : Geoffry Grace

Account Name : Roux
Project Number : OREGON RD
Project Name : OREGON RD

Delivery Information

Samples Delivered By : Pace Courier

Chain of Custody : Present

Cooler Information

Cooler	Seal/Seal#	Preservation	Temperature(°C)	Additional Information
A	Absent/	Ice	4.1	

Condition Information

1) All samples on COC received? **YES**

2) Extra samples received? **NO**

3) Are there any sample container discrepancies? **NO**

4) Are there any discrepancies between COC & sample labels? **NO**

5) Are samples in appropriate containers for requested analysis? **YES**

6) Are samples properly preserved for requested analysis? **NO**
Following containers were received with headspace: -09B, -09C, -10B, -10C

7) Are samples within holding time for requested analysis? **YES**

8) All sampling equipment returned? **NA**

Volatile Organics/VPH

1) Reagent Water Vials Frozen by Client? **NO**

Data Validation Services

120 Cobble Creek Road P. O. Box 208
North Creek, NY 12853
Phone (518) 251-4429
harry@frontiernet.net

October 16, 2025

Thomas Riker
Roux Environmental Engineering and Geology, D. P. C.
2558 Hamburg Turnpike Suite 300
Buffalo, NY 14218

RE: Oregon Road Site – Groundwater
Data Usability Summary Report (DUSR); Validation of Analytical Laboratory Data Packages
Pace/Alpha SDG No. L2548597

Dear Mr. Riker:

Review has been completed for the data package generated by Pace/Alpha Analytical that pertains to samples collected 07/31/25 and 08/01/25 at the Oregon Road site. Nine aqueous samples and a field duplicate were processed for TCL and NYCRR Part 375 CP-51 semivolatiles, Tentatively Identified Compounds (TICs) by SW486 method 8270E. Two of those samples, the field duplicate, and a field blank were processed for per- and polyfluoroalkyl substances (PFAS) by USEPA method 1633.

The data packages submitted by the laboratory contain full deliverables for validation, and this usability report is generated from review of the QC summary form information, with full review of sample raw data and limited review of associated QC raw data. The reported QC summary forms and sample raw data have been reviewed for application of validation qualifiers, with guidance from the USEPA national and regional validation documents and the specific requirements of the analytical methodology. The following items were reviewed:

* Data Completeness
* Case Narrative
* Custody Documentation
* Holding Times
* Surrogate/Isotopic Dilution/Internal Standard Recoveries
* Preparation Blanks
* Matrix Spike Recoveries and Correlations
* Blind Field Duplicate Correlations
* Laboratory Control Sample (LCS)
* Instrumental Tunes
* Initial and Continuing Calibration Standards
* Method Compliance
* Sample Result Verification

Those items listed above which show deficiencies are discussed within the text of this narrative. All of the other items were determined to be acceptable for the DUSR level review, as discussed in NYS DER-10 Appendix B Section 2.0 (c). Documentation of the outlying parameters cited in this report can be found in the laboratory data package.

In summary, the results for the samples are usable either as reported or with minor qualification with the exception of the result for 3,3'-dichlorobenzidine in one sample, which is rejected due to an apparent matrix effect.

Data completeness, accuracy, precision, representativeness, reproducibility, and comparability are acceptable.

Validation data qualifier definitions and client sample identifications are attached to this text. Also included in this report is the laboratory EDD with recommended qualifiers applied in red.

Chain-of-Custody

The samples were not forwarded to the laboratory until 3 and 4 days following collection. A memorandum to the file should be made attesting to the condition (i.e. temperature) and custody of the samples in that interim. Temperatures at sample receipt are within required ranges, and technical holding times were met.

The year was omitted from the final laboratory receipt date.

Blind Field Duplicate

The blind field duplicate evaluation was performed on MW-16. Correlations within validation guidelines, with the exceptions of those for PFAHxS and PFOS, which show values in the field duplicate that are about twice the concentration of those in the parent samples. The results for those two compounds in that parent samples and its duplicate have been qualified as estimated in value.

TCL and CP-51 Semivolatile Analyses by EPA 8270E

The matrix spikes (MS and MSD) of MW-12 show recoveries and correlations within validation guidelines, with the exceptions of those for 3,3'dichlorobenzidine, which failed to recover, and hexachlorocyclopentadiene (36% and 38%). The result for the former is rejected in that parent sample and the result for the latter is qualified as estimated, with a low bias.

Surrogate, LCS, and internal standard recoveries are compliant. The blank shows no contamination. Calibration standards show responses within validation action levels.

PFAS by EPA Method 1633

Matrix spikes of MW-12 show recoveries and correlations within validation guidelines. LCS recoveries are compliant.

Ion ratios fall within required limits.

Isotopic dilution standard recoveries are within validation guidelines, and calibration standard responses are compliant. Blanks show no contamination affecting sample reported results.

Please do not hesitate to contact me if questions or comments arise during your review of this report.

Very truly yours,

Judy Harry

Judy Harry

Attachments: Validation Data Qualifier Definitions
Sample Identifications
Qualified Laboratory EQuIS EDD

VALIDATION DATA QUALIFIER DEFINITIONS

U	The analyte was analyzed for, but was not detected above the level of the associated reported quantitation limit.
J	The analyte was positively identified; the associated numerical value is an approximate concentration of the analyte in the sample.
J-	The analyte was positively identified; the associated numerical value is an estimated quantity that may be biased low.
J+	The analyte was positively identified; the associated numerical value is an estimated quantity that may be biased high.
UJ	The analyte was analyzed for, but was not detected. The associated reported quantitation limit is approximate and may be inaccurate or imprecise.
NJ	The detection is tentative in identification and estimated in value. Although there is presumptive evidence of the analyte, the result should be used with caution as a potential false positive and/or elevated quantitative value.
R	The data are unusable. The sample results are rejected due to serious deficiencies in meeting Quality Control limits. The analyte may or may not be present.
EMPC	The results do not meet all criteria for a confirmed identification. The quantitative value represents the Estimated Maximum Possible Concentration of the analyte in the sample.

Sample Identification Summary

Project Name: OREGON RD
Project Number: OREGON RD

Lab Number: L2548597
Report Date: 08/18/25

Lab Sample ID	Client ID	Matrix	Sample Location	Collection Date/Time	Receive Date
L2548597-01	MW-2R	WATER	OLEAN, NY	08/01/25 11:11	08/04/25
L2548597-02	MW-5	WATER	OLEAN, NY	07/31/25 14:12	08/04/25
L2548597-03	MW-7	WATER	OLEAN, NY	08/01/25 15:03	08/04/25
L2548597-04	MW-8	WATER	OLEAN, NY	08/01/25 09:46	08/04/25
L2548597-05	MW-9	WATER	OLEAN, NY	08/01/25 10:30	08/04/25
L2548597-06	MW-12	WATER	OLEAN, NY	08/01/25 12:29	08/04/25
L2548597-07	MW-13	WATER	OLEAN, NY	07/31/25 12:44	08/04/25
L2548597-08	MW-15	WATER	OLEAN, NY	08/01/25 14:43	08/04/25
L2548597-09	MW-16	WATER	OLEAN, NY	08/01/25 13:45	08/04/25
L2548597-10	BLIND DUP	WATER	OLEAN, NY	08/01/25 09:00	08/04/25
L2548597-11	FIELD BLANK	WATER	OLEAN, NY	08/01/25 00:00	08/04/25
L2548597-12	TRIP BLANK	WATER	OLEAN, NY	08/01/25 00:00	08/04/25